

CLEVELAND BROWNS SEASON REVIEW



OVERALL (7-8-1), AFC NORTH (3-2-1)**Preseason (3-1)**

Date	Opponent	Time/Result	Network
Thurs., Aug. 9	at New York Giants	W, 20-10	WEWS
FRI., AUG. 17	BUFFALO BILLS	L, 19-17	WEWS
THURS., AUG. 23	PHILADELPHIA EAGLES	W, 5-0	FOX
Thurs., Aug. 30	at Detroit Lions	W, 35-17	WEWS

Regular Season (7-8-1)

Date	Opponent	Time/Result	Network
SUN., SEPT. 9	PITTSBURGH STEELERS	T (OT), 21-21	CBS
Sun., Sept. 16	at New Orleans Saints	L, 21-18	FOX
THURS., SEPT. 20	NEW YORK JETS	W, 21-17	NFL
Sun., Sept. 30	at Oakland Raiders	L (OT), 45-42	FOX
SUN., OCT. 7	BALTIMORE RAVENS	W (OT), 12-9	CBS
SUN., OCT. 14	LOS ANGELES CHARGERS	L, 38-14	CBS
Sun., Oct. 21	at Tampa Bay Buccaneers	L (OT), 26-23	FOX
Sun., Oct. 28	at Pittsburgh Steelers	L, 33-18	CBS
SUN., NOV. 4	KANSAS CITY CHIEFS	L, 37-21	CBS
SUN., NOV. 11	ATLANTA FALCONS	W, 28-16	FOX
Sun., Nov. 18	Bye Week		
Sun., Nov. 25	at Cincinnati Bengals	W, 35-20	CBS
Sun., Dec. 2	at Houston Texans	L, 29-13	CBS
SUN., DEC. 9	CAROLINA PANTHERS	W, 26-20	FOX
Sat., Dec. 15	at Denver Broncos	W, 17-16	NFL
SUN., DEC. 23	CINCINNATI BENGALS	W, 26-18	CBS
Sun., Dec. 30	at Baltimore Ravens	L, 26-24	CBS

*All times Eastern

Final AFC North Standings

Team	W	L	T	Pct
Baltimore Ravens	10	6	0	.625
Pittsburgh Steelers	9	6	1	.594
Cleveland Browns	7	8	1	.469
Cincinnati Bengals	6	10	0	.375

2018 SEASON REVIEW

NOTABLE 2018 STORYLINES

• Following an 0-16 2017 season, the Browns' seven-game win improvement (7-8-1) from last year is the team's biggest turnaround in history. Prior to 2018, the club's best turnarounds were six-game improvements from 1975-76 and 2006-07. The Browns also concluded the 2018 season with a 3-2-1 (.583) record against AFC North opponents, their best mark since the formation of the division in 2002 and their highest winning percentage in overall division play since they went 4-2 (.667) in the AFC Central in 1994. The team swept the Cincinnati Bengals for the first time in a season since 2002 and put together three straight wins (Weeks 14-16) for the first time since 2014.

• Rookie QB **Baker Mayfield** completed 310 of 486 passes for 3,725 yards and 27 touchdowns on the year. In just 14 games, he set the NFL rookie record in passing touchdowns and finished sixth all time in rookie passing yards. The QB out of Oklahoma also threw at least one touchdown pass in each of his 13 starts, trailing only Pro Football Hall of Famer Kurt Warner's 23 from 1999-2000 and Brad Johnson's 15 from 1996-97 for the most consecutive starts with a touchdown pass to begin an NFL career. Mayfield's passing touchdowns and passing yards are each Browns rookie records and finished fifth and sixth, respectively, in team annals.

• Second team All-Pro DL and Pro Bowler **Myles Garrett** led the team with 13.5 sacks, the second most by a Brown in a single season and the NFL's sixth-best total on the year. With 20.5 in just 27 career games, he tied Terrell Suggs (2003-04) for the fourth most among active players in 27 games or less and tied for 11th among all players in the same category in league history. His total is the most by a Brown in his first two career seasons and is the seventh-highest total among active players in their first two years.

• WR **Jarvis Landry** paced the offense with 81 receptions for 976 yards and added four touchdowns and four 100-yard receiving games. He's recorded at least two receptions in each of his past 79 games, the second-longest active streak in the NFL and his 481 career receptions became the most all time by an NFL player through their first five seasons. His 81 catches are the seventh most by a Brown in a season.

• Rookie RB **Nick Chubb** finished the season with a Browns rookie record 996 rushing yards on 192 carries. He also posted the second-most scrimmage yards (1,145), tied for the second-most total touchdowns (10) and tied for the third-most rushing touchdowns (eight) by a Browns rookie. Among the league's RBs, Chubb finished 10th in rushing yards and seventh in rushing average (5.19).

• After only forcing 13 turnovers in 2017, the Browns defense surpassed last season with a second-ranked 31 takeaways in 2018 (17 interceptions, 14 fumble recoveries), the unit's most takeaways in a season since 2008 (31). The team's 17 interceptions tied for fifth in the NFL, while its 14 fumble recoveries tied for first. The Browns' turnover differential (+7) tied for the NFL's eighth-best tally. Last season, the Browns ranked last in the league with a -28 turnover differential.

• Pro Bowl DB **Denzel Ward** tied for second among all rookies with three interceptions and tied for third among the same group with a team-leading 11 pass breakups. His 11 passes defended in his debut season tied for the third most in Browns history for a rookie. Along with his two fumble recoveries, Ward's five takeaways on the year tied for the most among all rookie defenders and on the team.

TABLE OF CONTENTS

Looking ahead to 2019	4-5
Team notes	6-12
Player notes	13-37
Final 2018 Rosters	38-41
Final 2018 How the team was built	42
Final 2018 Depth chart	43
2018 Pronunciation guide	43
2018 Transactions	44-47
The last time	48-49
2018 Participation	50
2018 game summaries	51-58
Final 2018 statistics	59-61

BROWNS COMMUNICATIONS STAFF

Peter John-Baptiste, Senior Vice President, Communications
pjohn-baptiste@clevelandbrowns.com, (440) 891-5015

Dan Murphy, Senior Manager, Communications
dmurphy@clevelandbrowns.com, (440) 824-3659

Rob McBurnett, Senior Manager, Communications
rmcburnett@clevelandbrowns.com, (440) 824-6175

Mike Annarella, Coordinator, Communications
mannarella@clevelandbrowns.com, (440)891-5096

2019 OPPONENTS

The 2019 Browns will face teams from the AFC East and NFC West next season, including their annual AFC North matchups against the Baltimore Ravens, Cincinnati Bengals and Pittsburgh Steelers. The Browns will host the Buffalo Bills and Miami Dolphins from the AFC East and the Seattle Seahawks and the Los Angeles Rams from the NFC West. The Tennessee Titans from the AFC South will also travel to Cleveland, since both teams finished in third place in their divisions.

The Browns will travel to New England and New York for respective games against the Patriots and Jets of the AFC East, along with matchups against the Arizona Cardinals and San Francisco 49ers from the NFC West. The Browns will also visit the third-place Broncos from the AFC West for the second consecutive year.

2019 HOME OPPONENTS

Team	2018 Record
1. Baltimore (AFC North)**	10-6 (.625)
2. Cincinnati (AFC North)	6-10 (.375)
3. Pittsburgh (AFC North)	9-6-1 (.594)
4. Miami (AFC East)	7-9 (.438)
5. Buffalo (AFC East)	6-10 (.375)
6. Seattle (NFC West)*	10-6 (.625)
7. L.A. Rams (NFC West)**	13-3 (.813)
8. Tennessee (AFC South)	9-7 (.563)

2019 ROAD OPPONENTS

Team	2018 Record
1. Baltimore (AFC North)**	10-6 (.625)
2. Cincinnati (AFC North)	6-10 (.375)
3. Pittsburgh (AFC North)	9-6-1 (.594)
4. N.Y. Jets (AFC East)	4-12 (.250)
5. New England (AFC East)**	11-5 (.688)
6. Arizona (NFC West)	3-13 (.188)
7. San Francisco (NFC West)	4-12 (.250)
8. Denver (AFC West)	6-10 (.375)

* 2018 playoff team

** 2018 division champion

TALE OF THE TAPE

2017-18 BROWNS REGULAR SEASON NFL RANKINGS COMPARISON

	2018	2017
Points PG	22.4 (20)	14.6 (32)
Total YPG	368.8 (13)	308.9 (24)
Rushing YPG	118.3 (14)	107.1 (18)
Passing YPG	250.4 (14)	201.8 (22)
Points APG	24.5 (21)	25.6 (31)
Total Defensive YPG	393.0 (30)	328.1 (14)
Rushing Defensive YPG	135.2 (28)	97.9 (7)
Passing Defensive YPG	257.8 (25)	230.3 (19)
Turnover Ratio	+7 (8t)	-28 (32)

2019 NFL IMPORTANT DATES

Jan. 12-13	Divisional Playoff Games.
Jan. 13	Assistant coaches under contract to playoff clubs that won their Wild Card games may be interviewed for head coaching positions through the conclusion of Divisional Playoff games.
Jan. 14	Deadline for college players who are underclassmen to apply for special eligibility. A list of underclassmen who have been approved for entry into the 2019 NFL Draft will be sent to clubs on Jan. 18.
Jan. 19	East-West Shrine Game, Tropicana Field, St. Petersburg, Fla.
Jan. 19	NFLPA Collegiate Bowl, Rose Bowl, Pasadena, Calif.
Jan. 20	AFC and NFC Championship Games.
Jan. 26	Senior Bowl, Ladd-Peebles Stadium, Mobile, Ala.
Jan. 27	NFL Pro Bowl, Camping World Stadium, Orlando, Fla.
Jan. 27	An assistant coach whose team is participating in the Super Bowl, who has previously interviewed for another club's head coaching job, may have a second interview with such club no later than the Sunday preceding the Super Bowl.
Jan. 31	Deadline for NFL clubs to try out and negotiate with CFL players who are entering an option year in 2019, or whose 2018 contracts are due to expire at noon, New York time, on Feb. 12, 2019.
Feb. 3	Super Bowl LIII, Mercedes-Benz Stadium, Atlanta, Ga.
Feb. 4	Waiver system begins for 2019.
Feb. 12	Beginning at noon, New York time, NFL clubs may begin to sign players whose 2019 CFL contracts have expired. Players under contract to a CFL club for the 2019 season or who have an option for the 2019 season are not eligible to be signed.
Feb. 19	First day for clubs to designate Franchise or Transition Players.
Feb. 26 - March 4	NFL Scouting Combine, Lucas Oil Stadium, Indianapolis, Ind.
March 5	Prior to 4 p.m., New York time, deadline for clubs to designate Franchise or Transition Players.
March 11-13	Clubs are permitted to contact, and enter into contract negotiations with, the certified agents of players who will become Unrestricted Free Agents upon the expiration of their 2018 player contracts at 4 p.m., New York time, on March 13.
March 13	The 2019 league year and free agency period begin at 4 p.m., New York time.
March 24-27	Annual League Meeting, Phoenix, Ariz.
April 1	Clubs that hired a new head coach after the end of the 2018 regular season may begin offseason workout programs.
April 15	Clubs with returning head coaches may begin offseason workout programs.
April 25-27	2019 NFL Draft, Nashville, Tenn.
May 10-13	Clubs may elect to hold their one three-day post-Draft rookie minicamp from Friday through Sunday or Saturday through Monday.
May 20-22	Spring League Meeting, Key Biscayne, Florida.
July 15	At 4 p.m., New York time, deadline for any club that designated a Franchise Player to sign such player to a multiyear contract or extension. After this date, the player may sign only a one-year contract with his prior club for the 2019 season, and such contract cannot be extended until after the club's last regular season game.

2019 NFL DRAFT

The Browns, who finished 2018 with a 7-8-1 record, hold the 17th pick in the 2019 NFL Draft, the lowest first-round pick the club has had entering the draft since 2008. The team possessed the 22nd pick in 2008, but the Dallas Cowboys ultimately made the selection due to a trade the previous year. The Browns didn't make their first selections until the 21st pick in 2009 and 2011, but those were a result of trades.

The Browns' 2019 first-round pick falls right behind the Carolina Panthers, who finished 7-9, and in front of the Minnesota Vikings, who went 8-7-1. The Arizona Cardinals hold the first pick while the 49ers, Jets, Oakland Raiders and Tampa Bay Buccaneers round out the top five.

The Browns hold 10 picks in the 2019 draft. They own all of their picks in the first six rounds, along with a third-rounder from New England (Danny Shelton trade), fifth-rounders from New England (Josh Gordon) and Jacksonville (Carlos Hyde) and a seventh-rounder from Jacksonville (Cody Kessler). The Browns traded their seventh-round pick to New Orleans before the season in a trade for defensive lineman Devaroe Lawrence.

2019 FIRST ROUND NFL DRAFT ORDER

Team	2018 Record
1. Arizona Cardinals	3-13 (.188)
2. San Francisco 49ers	4-12 (.250)
3. New York Jets	4-12 (.250)
4. Oakland Raiders	4-12 (.250)
5. Tampa Bay Buccaneers	5-11 (.313)
6. New York Giants	5-11 (.313)
7. Jacksonville Jaguars	5-11 (.313)
8. Detroit Lions	6-10 (.375)
9. Buffalo Bills	6-10 (.375)
10. Denver Broncos	6-10 (.375)
11. Cincinnati Bengals	6-10 (.375)
12. Green Bay Packers	6-9-1 (.406)
13. Miami Dolphins	7-9 (.438)
14. Atlanta Falcons	7-9 (.438)
15. Washington Redskins	7-9 (.438)
16. Carolina Panthers	7-9 (.438)
17. Cleveland Browns	7-8-1 (.469)
18. Minnesota Vikings	8-7-1 (.531)
19. Tennessee Titans	9-7 (.563)
20. Pittsburgh Steelers	9-6-1 (.594)
23. Seattle Seahawks	10-6 (.625)
25. Baltimore Ravens	10-6 (.625)
26. Houston Texans	11-5 (.688)
28. Chicago Bears (traded to Oakland)	12-4 (.750)
21. Philadelphia Eagles*	9-7 (.563)
22. Indianapolis Colts*	10-6 (.625)
24. Dallas Cowboys (traded to Oakland)*	10-6 (.625)
27. New England Patriots*	11-5 (.688)
29. Los Angeles Chargers*	12-4 (.750)
30. Kansas City Chiefs*	12-4 (.750)
31. Los Angeles Rams*	13-3 (.813)
32. New Orleans Saints (traded to Green Bay)*	13-3 (.813)

*- Subject to playoffs

WHAT TO LOOK FOR NEXT SEASON

Team

- The last time the Browns had consecutive seasons of at least seven wins was from 2001-02.
- The last time the Browns had at least three divisional wins in consecutive seasons was from 2007-08.

QB Baker Mayfield

- By throwing for a touchdown in each of his first 11 starts in 2019, Mayfield would break Pro Football Hall of Fame QB Kurt Warner's league record of consecutive starts with a touchdown pass (24).
- Needs 15 passing scores to break QB Otto Graham's franchise record for most passing touchdowns by a Brown in his first two years.

RB Nick Chubb

- Following his 996 rushing yard output in his rookie season, Chubb only needs 451 yards to surpass William Green's record for most rushing yards in a player's first two seasons since 1999.

DL Myles Garrett

- Garrett only needs seven sacks in 2019 to have the most sacks in a Brown's first three seasons, breaking Reggie Camp's mark of 27.

WR Jarvis Landry

- Needs 48 receptions to break the record for most receptions by a player in his first six seasons with 529.

DB Damarious Randall

With three interceptions, would become the first player since DB Tom Carter (1993-97) to record at least three interceptions in each of player's first five seasons.

2018 DRAFT CLASS

Player	Pos.	College	Round	Overall
Baker Mayfield	QB	Oklahoma	1	1
Denzel Ward	DB	Ohio State	1	4
Austin Corbett	OL	Nevada	2	33
Nick Chubb	RB	Georgia	2	35
Chad Thomas	DL	Miami (Fla.)	3	67
Antonio Callaway	WR	Florida	4	105
Genard Avery	LB	Memphis	5	150
Damion Ratley	WR	Texas A&M	6	175
Simeon Thomas	DB	Louisiana	6	188

GIVE AND TAKE

After only forcing 13 turnovers in 2017, the Browns defense surpassed last season with a second-ranked 31 takeaways in 2018 (17 interceptions, 14 fumble recoveries), the unit's most takeaways in a season since 2008 (31). The team's 17 interceptions tied for fifth in the NFL, while its 14 fumble recoveries tied for first.

The Browns' turnover differential (+7) tied for the NFL's eighth-best tally. Last season, the Browns ranked last in the league with a -28 turnover differential.

2018 NFL TEAM LEADERS: TAKEAWAYS

Team	Tot
1. Chicago	36
2. Cleveland	31
3. L.A. Rams	30

2018 NFL TEAM LEADERS: INT

Team	Int
1. Chicago	27
2. Miami	21
3t. L.A. Rams	18
3t. New England	18
5t. Cleveland	17
5t. Denver	17

2018 NFL TEAM LEADERS: OPP. FR

Team	FR
1t. Cleveland	14
1t. Houston	14
1t. Seattle	14

2018 TEAM NFL LEADERS: TURNOVER DIFF.

Team	Takeaways	Giveaway	Diff
1. Seattle	26	11	+15
2. Houston	29	16	+13
3. Chicago	36	24	+12
4. L.A. Rams	30	19	+11
5. New England	28	18	+10
6. Kansas City	27	18	+9
7. New Orleans	24	16	+8
8t. Cleveland	31	24	+7
8t. Denver	28	21	+7
8t. Washington	26	19	+7

With a combination of 14 players having at least one takeaway this season, the Browns tied with the Dallas Cowboys, Chicago Bears, Kansas City Chiefs and Seattle Seahawks for the fourth-most number of defenders contributing to takeaways. The Indianapolis Colts, Denver Broncos and Los Angeles Rams tied for first with 16.

TURNING A NEGATIVE INTO A POSITIVE

In addition to its takeaway ability, the Browns defense forced 109 plays for negative yards by its opponents, sixth in the NFL. Additionally, the unit's 64 forced negative rushing plays by their opponents were also sixth in the league, while its forced negative passing plays tied for 10th.

2018 NFL TEAM LEADERS: OPP. NEG. PLAYS

Team	- Rush	- Pass	Tot
1. Arizona	68	55	123
2. Buffalo	78	41	119
3t. Carolina	66	50	116
3t. Tampa Bay	70	46	116
5. Minnesota	49	61	110
6. Cleveland	64	45	109
7. Indianapolis	65	42	107
8t. New Orleans	47	59	106
8t. San Francisco	59	47	106
10t. Philadelphia	51	54	105
10t. Pittsburgh	43	62	105

ON THE ATTACK

The Browns defense was among the league's best in defending the pass, placing fifth in passes defended (78).

2018 NFL TEAM LEADERS: PD

Team	PD
1. Chicago	98
2. Houston	90
3. Baltimore	89
4. Denver	82
5. Cleveland	78

Additionally, the defense's 78 pass breakups and 16 forced fumbles are 12th and tied for third, respectively, in franchise history since 1992. Its 17 interceptions were the most since 2014 (21).

1992-2018 BROWNS TEAM LEADERS: PD

Year	PD
1. 2001	130
2. 1991	111
3. 1994	104
4. 2014	96
5. 2007	88
6. 1993	87
7. 2013	84
8. 2006	82
9. 2010	81
10. 1992	80
11. 2012	79
12. 2018	78

1992-2018 BROWNS TEAM LEADERS: FF

Year	FF
1. 1992	20
2. 2001	19
3t. 2018	16
3t. 2012	16
3t. 2002	16

SAFETY PIN

In Week 7, DL **Trevon Coley** stopped Tampa Bay Buccaneers RB Peyton Barber in his own end zone for a safety and the unit's first defensive scoring play of the season. The safety marked the 22nd in franchise history and was the first one since 2014.

The Browns, along with the Buffalo Bills, Jacksonville Jaguars, 49ers, Steelers, Rams and Bears were the only teams in the NFL to have at least one safety in 2018.

DB DOMINANCE

As a DB unit, the Browns were among the top-ranked teams in the NFL in forced fumbles (seven), interceptions (13) and opponent fumble recoveries (seven).

2018 NFL DB UNIT LEADERS: FF

Team	FF
1. Washington	11
2. New Orleans	9
3. Seattle	8
4t. Cleveland	7
4t. Indianapolis	7

2018 NFL DB UNIT LEADERS: FR

Team	FR
1t. Cleveland	7
1t. Houston	7
3t. Seattle	6
3t. New Orleans	6
5t. New England	5
5t. Tampa Bay	5

2018 NFL DB UNIT LEADERS: INT

Team	Int
1. Chicago	21
2. Miami	17
3. New England	15
4. L.A. Rams	14
5t. Cleveland	13
5t. Oakland	13
5t. Denver	13

A FORCE UP FRONT

With 23.5 sacks this season, the Browns DL unit ranked eighth in the AFC. Additionally, it was fifth in the conference with five forced fumbles and tied for third in the NFL with 13 passes batted down.

2018 AFC DL UNIT LEADERS: SACK

Team	Sacks
1. Kansas City	33
2t. Houston	31.5
2t. Cincinnati	31.5
4. Jacksonville	29.5
5. Indianapolis	28.5
6. L.A. Chargers	27.5
7. Miami	24
8. Cleveland	23.5
9. Pittsburgh	21
10. New England	20.5

2018 AFC DL UNIT LEADERS: FF

Team	FF
1t. Houston	9
1t. Kansas City	9
3. Buffalo	8
4. New England	6
5. Cleveland	5

2018 NFL DL UNIT LEADERS: PD

Team	PD
1. Denver	19
2. Arizona	14
3t. Cleveland	13
3t. Cincinnati	13
5t. New Orleans	12
5t. Buffalo	12

BUTTERFINGERS

As a defense, the Browns' 16 forced fumbles tied for seventh among all NFL teams.

2018 NFL TEAM LEADERS: FF

Team	FF
1. Kansas City	21
2t. Houston	19
2t. New Orleans	19
4t. Buffalo	18
4t. Washington	18
6. Chicago	17
7t. Cleveland	16
7t. Seattle	16
9. Indianapolis	15
10. Dallas	14

GET REDY

The Browns offense was tied for sixth in the NFL in the red zone with a 66.7 touchdown efficiency, 7.6 percent ahead of the league average and 4.4 percent ahead of the playoff teams' average. Last year, the Browns finished tied for 25th in the NFL in red-zone touchdown efficiency with a 48.7 average, 4.7 percent below the league average.

2018 NFL TEAM LEADERS: RED-ZONE TD EFF.

	Team	RZ Drives	RZ TDs	Eff.
1.	Pittsburgh	49	36	73.5
2.	Kansas City	71	51	71.8
3.	Cincinnati	45	32	71.1
4.	New Orleans	69	48	69.6
5.	Indianapolis	64	44	68.8
6t.	Cleveland	48	32	66.7
6t.	Chicago	54	36	66.7
8.	Seattle	55	36	65.5
9.	Arizona	28	18	64.3
10.	L.A. Chargers	53	34	64.2

The Browns offense posted an average of 5.23 red-zone points this season, tied for the ninth most in the NFL.

2018 NFL TEAM LEADERS: RED-ZONE PTS AVG

	Team	Drives	Scores	Pts	Avg
1.	Kansas City	71	68	404	5.69
2.	Cincinnati	45	42	250	5.56
3.	New Orleans	69	63	382	5.54
4.	Pittsburgh	49	43	271	5.53
5.	Indianapolis	64	57	346	5.41
6.	Chicago	54	49	290	5.37
7.	Seattle	55	50	293	5.33
8.	Arizona	28	25	147	5.25
9t.	Cleveland	48	43	251	5.23
9t.	L.A. Chargers	53	48	277	5.23

RUNNING THE FIELD

The Browns offense posted 1,893 rushing yards on 411 attempts for 15 touchdowns during the 2018 NFL season. The Browns' 1,893 total rushing yards and 4.61 rushing average ranked 14th and 11th, respectively, in the NFL. Their 15 rushing scores tied for 11th. Moreover, the Browns have the second-best rushing average (4.65) in the NFL since 2016.

2016-18 NFL TEAM LEADERS: RUSH AVG

	Team	Att	Yds	Avg
1.	Green Bay	1,093	5,092	4.66
2.	Cleveland	1,145	5,319	4.65
3.	Dallas	1,418	6,529	4.60

2018 NFL TEAM LEADERS: RUSH (10+ YDS)

	Team	10+
1.	Seattle	77
2.	Carolina	69
3t.	Baltimore	64
3t.	L.A. Rams	64
3t.	New England	64
6.	L.A. Chargers	62
7t.	Dallas	61
7t.	Tennessee	61
9.	San Francisco	60
10.	Cleveland	56

2018 NFL TEAM LEADERS: RUSH (20+ YDS)

	Team	20+
1.	Kansas City	19
2.	Cleveland	18
3t.	Chicago	17
3t.	N.Y. Giants	17
3t.	Seattle	17

2018 NFL LEADERS: RUSH TD (20+ YDS)

	Team	20+ TD
1t.	Cleveland	4
1t.	Denver	4
1t.	N.Y. Giants	4

2018 NFL TEAM LEADERS: RUSH (50+ YDS)

	Team	50+
1.	N.Y. Giants	5
2t.	Cleveland	3
2t.	Miami	3
2t.	N.Y. Jets	3

2018 NFL LEADERS: RUSH TD (50+ YDS)

	Team	50+ TD
1.	N.Y. Giants	4
2.	Miami	3
3t.	Cleveland	2
3t.	N.Y. Jets	2
3t.	San Francisco	2
3t.	Tennessee	2
3t.	Washington	2

2018 AFC TEAM LEADERS: RUSH YDS/G

	Team	G	Yds	Yds/G
1.	Baltimore	16	2,441	152.6
2.	New England	16	2,037	127.3
3.	Tennessee	16	2,023	126.4
4.	Houston	16	2,021	126.3
5.	Buffalo	16	1,984	124.0
6.	Denver	16	1,907	119.2
7.	Cleveland	16	1,893	118.3
8.	L.A. Chargers	16	1,873	117.1
9.	Kansas City	16	1,855	115.9
10.	Miami	16	1,738	108.6

2018 AFC TEAM LEADERS: RUSH TD

	Team	Att	TD
1.	Baltimore	547	19
2t.	Denver	393	18
2t.	New England	478	18
4t.	Kansas City	387	16
4t.	L.A. Chargers	399	16
4t.	Pittsburgh	345	16
7t.	Cleveland	411	15
7t.	Buffalo	468	15
7t.	Tennessee	454	15

2018 AFC TEAM LEADERS: RUSH AVG

	Team	Att	Yds	Avg
1.	Denver	393	1,907	4.85
2.	Kansas City	387	1,855	4.79
3t.	L.A. Chargers	399	1,873	4.69
3t.	Cincinnati	359	1,682	4.69
5.	Miami	371	1,738	4.68
6.	Cleveland	411	1,893	4.61
7t.	Baltimore	547	2,441	4.46
7t.	Tennessee	454	2,023	4.46
9.	Houston	472	2,021	4.28
10.	New England	478	2,037	4.26

2018 AFC TEAM LEADERS: RUSH YDS

	Team	Att	TD
1.	Baltimore	547	2,441
2.	New England	478	2,037
3.	Tennessee	454	2,023
4.	Houston	472	2,021
5.	Buffalo	468	1,984
6.	Denver	393	1,907
7.	Cleveland	411	1,893
8.	L.A. Chargers	399	1,873
9.	Kansas City	387	1,855
10.	Miami	371	1,738

ORANGE RUSH

In franchise history, the 2018 Browns rushed for some of the club's best numbers to date. The team's 15 rushing scores were its most since 2014 (17), while its 1,893 rushing yards were its most since 2009 (2,087) and its 4.61 rushing average ranked 10th all time. Additionally, the unit is fifth in rushing first downs (93) and is second for the most total rushing plays for 10-plus yards since 1994 (56). Since the franchise came back to Cleveland in 1999, the 2018 team has posted rushing totals that are top three in nearly every category.

1999-2018 BROWNS TEAM LEADERS:
RUSH AVG

	Year	Att	Yds	Avg
1.	2016	288	1,357	4.71
2.	2018	411	1,893	4.61
3.	2017	337	1,536	4.56

1999-2018 BROWNS TEAM LEADERS:
RUSH YDS

	Year	Att	Yds
1.	2009	498	2,087
2.	2007	440	1,895
3.	2018	411	1,893

1999-2018 BROWNS TEAM LEADERS:
RUSH 10+ YDS

	Year	10+
1.	2009	57
2.	2018	56
3.	2007	55

1999-2018 BROWNS TEAM LEADERS:
RUSH TD

	Year	TD
1.	2014	17
2.	2018	15
3t.	2007	13
3t.	2016	13
3t.	2010	13

1999-2018 BROWNS TEAM LEADERS:
RUSH 1ST DOWN

	Year	1st
1.	2007	110
2.	2009	102
3.	2017	97
4.	2004	94
5.	2018	93

A WELL-RECEIVED AVERAGE

The Browns WRs combined for a yards-per-game average of 266.3, the club's third-highest mark in history. Their 22.1 receptions-per-game average rank third in Browns annals and their 12.1 receiving average ranked tied for seventh in the league this season.

ALL-TIME BROWNS TEAM LEADERS: YDS/G

	Year	Yds/G
1.	2013	273.3
2.	1981	271.2
3.	2018	266.3

ALL-TIME BROWNS TEAM LEADERS: REC/G

	Year	Rec/G
1.	2013	23.7
2.	2015	23.2
3.	2018	22.1

2018 NFL TEAM LEADERS: REC AVG

	Team	Avg
1.	Kansas City	13.3
2.	Tampa Bay	13.1
3.	L.A. Rams	12.9
4.	San Francisco	12.8
5.	L.A. Chargers	12.4
6.	Seattle	12.3
7t.	Cleveland	12.1
7t.	Houston	12.1
9.	Green Bay	11.8
10.	New England	11.7

TAKING OFFENSE

The Browns offensive unit accrued the AFC's eighth-most touches (764) and scrimmage yards (6,154). Additionally, the Browns tied for fourth in the NFL with four successful two-point conversions, also tied for the best total by a Browns team (1994).

2018 NFL TEAM LEADERS: 2PT

	Team	2pt
1.	L.A. Chargers	6
2t.	L.A. Rams	5
2t.	Philadelphia	5
4t.	Cleveland	4
4t.	Indianapolis	4
4t.	New Orleans	4
4t.	Pittsburgh	4
4t.	N.Y. Giants	4
4t.	Chicago	4

2018 AFC TEAM LEADERS: SCRIM YDS

	Team	Scrim Yds
1.	Kansas City	6,981
2.	Pittsburgh	6,619
3.	New England	6,442
4.	Indianapolis	6,313
5.	L.A. Chargers	6,189
6.	Houston	6,186
7.	Cleveland	6,154
8.	Baltimore	6,149
9.	Denver	5,837
10.	Oakland	5,685

2018 AFC TEAM LEADERS: OFFENSIVE TOUCHES

	Team	Tot
1.	Baltimore	881
2.	New England	856
3.	Indianapolis	840
4.	Houston	817
5.	Pittsburgh	804
6.	Kansas City	772
7.	Oakland	769
8	Cleveland	764
9.	Denver	760
10t.	L.A. Chargers	747
10t.	Tennessee	747

MAKING STRIDES

The Browns' Week 12 35-20 win over Cincinnati Bengals, marked their first on the road since October 2015 and gave the club its first back-to-back victories since November 2014. Additionally, they won back-to-back games by double digits for the first time since 2013 and moved to 4-6-1 on the season, their most wins since 2014.

Following an 0-16 2017 season, The Browns' seven-game win improvement (7-8-1) from last year is the team's biggest turnaround in history. Prior to 2018, the club's best turnarounds were six-game improvements from 1975-76 and 2006-07.

The Browns also concluded the 2018 season with a 3-2-1 (.583) record against AFC North opponents, their best mark since the formation of the division in 2002 and their highest winning percentage in overall division play since they went 4-2 (.667) in the AFC Central in 1994. The team swept the Cincinnati Bengals for the first time in a season since 2002 and put together three straight wins (Weeks 14-16) for the first time since 2014.

THE HARD YARDS

The 2018 Browns posted some of the best yardage numbers in franchise history.

**ALL-TIME BROWNS TEAM LEADERS:
TOT NET YDS/G**

	Year	Tot Yds/G
1.	1981	369.7
2.	2018	368.8
2.	1953	365.9

**ALL-TIME BROWNS TEAM LEADERS:
SCRIM YDS/G**

	Year	Scrim Yds/G
1.	1981	391.8
2.	1953	386.3
3.	1952	385.4
4.	2018	384.6
5.	1979	382.4

**ALL-TIME BROWNS TEAM LEADERS:
TOT NET YDS**

	Year	Tot Yds/G
1.	1981	5,915
2.	2018	5,900
3.	1979	5,772

**ALL-TIME BROWNS TEAM LEADERS:
SCRIM YDS**

	Year	Scrim Yds/G
1.	1981	6,268
2.	2018	6,154
3.	1979	6,119

HALF AT IT

The offense's 28 first-half points in the Week 12 victory at Cincinnati were their most since Dec. 1, 1991 at Indianapolis (31).

SETTLING THE SCORE

The Browns' 22.4 points-per-game average and 2.75 touchdowns-per-game average are both the highest marks by a Browns team since 2007, when the team averaged 25.1 points per game and 2.88 touchdowns per game.

BIG-TIME SECURITY

The team's Week 10 starting OL of LT Greg Robinson, second team All-Pro LG Joel Bitonio, C JC Tretter, RG Kevin Zeitler and RT Chris Hubbard didn't allow a sack for the first time since Dec. 27, 2015. The group also aided the Browns on the ground with 211 rushing yards, their most since Week 17 last year. Following a Week 11 bye, the group again kept defenders from the QB in Weeks 12 and 13, marking the first time the Browns haven't allowed a sack in three straight games since 1988. The unit did so again in Weeks 16-17 and finished the season by allowing the fewest sacks in the NFL since Week 9.

**2018 NFL TEAM LEADERS:
SACKS ALLOWED (SINCE WEEK 9)**

	Team	G	Att	Sacked
1.	Cleveland	8	267	5
2.	Indianapolis	8	301	8
3t.	New England	8	279	10
3t.	New Orleans	8	251	9

HOME SWEET HOME

The Browns finished their 2018 home slate 5-2-1 (.688), their second-best winning percentage in Cleveland since 1999, behind the 7-1 Browns in 2007 (.875). The club also finished the season with three consecutive wins at home, its longest stretch since 2014. Additionally, the Browns went 2-0-1 (.833) at home against the AFC North, their best division record all time at home.

Offensively at home, the Browns posted the league's fourth-best rushing average (4.93), ninth-most scrimmage yards (3,206), tied for the fifth-most rushing yards (1,100) and 10th-most total net yards (3,034).

Defensively in Cleveland, the Browns tied for the NFL's sixth-most passes defended (43), tied for the fifth-most forced fumbles (eight) and tied for the seventh-most interceptions (nine).

RETURN POLICY

Browns returners combined for the league's 12th-most punt return yards (290), seventh-most kickoff return yards (884) and sixth-most total kick return yards (1,174) in 2018.

**2018 NFL TEAM LEADERS:
TOTAL KICK RETURN YDS**

	Team	PR Yds	KR Yds	Tot Yds
1.	N.Y. Jets	324	1,238	1,562
2.	N.Y. Giants	231	1,097	1,328
3.	Cincinnati	236	1,071	1,307
4.	Kansas City	261	975	1,236
5.	Miami	293	938	1,231
6.	Cleveland	290	884	1,174
7.	L.A. Rams	307	834	1,141
8.	San Francisco	180	944	1,124
9.	Baltimore	404	707	1,111
10.	Buffalo	207	807	1,014

BUILDING BLOCKS

With their opponents successfully converting 30 of 37 field goals, two of which were blocked by Browns, the team's field goal block unit ranked 10th in the NFL in opponent field goal percentage (81.1).

**2018 NFL TEAM LEADERS:
OPPONENT FG PCT**

	Team	FGM	FGA	Pct
1.	Detroit	19	28	67.9
2.	New Orleans	17	23	73.9
3.	Green Bay	23	31	74.2
4.	Miami	24	32	75.0
5.	L.A. Chargers	23	30	76.7
6.	Baltimore	20	26	76.9
7.	Seattle	26	33	78.8
8.	Arizona	25	31	80.6
9.	Washington	21	26	80.8
10.	Cleveland	30	37	81.1

BONUS BALL

The Browns tied a franchise record by playing in their fourth overtime game in Week 7 this year. The team also played in four in 1989. The Browns became the first NFL team since Arizona in 2011 to play four overtime games in a season.

UNDEFEATED UNDER 21

In 2018, the Browns held their opponent to 20 or fewer points on seven occasions and posted a perfect 7-0 record in those instances.

PERFECT IN PRIMETIME

The Browns were 2-0 in primetime games in 2018 and are 24-32 (.429) all time, including a 2-0 mark on Saturday nights.

STREAK STOPPER

Against the Broncos in Week 15, the 2018 Browns snapped an 11-game losing streak against Denver. It was the longest active losing streak by one franchise against another, per Elias Sports, and it was the Browns' first win in Denver since October 8, 1990.

AWAKEN THE SLEEPING GIANT

General Manager **John Dorsey** was named to his current position on Dec. 7, 2017, following Week 13 of the 2017 NFL season. Since then, Dorsey has enhanced the roster through free agency and trades, as well as taking advantage of the Browns' draft selections.

Dorsey also bolstered the roster off the field, headlined by the additions of Assistant General Manager **Eliot Wolf** and vice president of player personnel **Alonzo Highsmith**. Both Wolf and Highsmith's connection to Dorsey spans from the trio's time and experience with the Green Bay Packers. Dorsey was first hired by the Packers as a college scout, joining Hall of Famer Ron Wolf's staff, who is also the father of Eliot.

Dorsey served as general manager of the Kansas City Chiefs from 2013-16. During that time, Dorsey's teams earned three postseason berths and a 2016 AFC West title. The Chiefs also won at least nine games a year in that span and registered a 43-21 (.672) overall record, the NFL's fourth-highest winning percentage.

As the Chiefs' GM, Dorsey selected three players who went on to earn first team All-Pro honors and were also selected to multiple Pro Bowls, including TE Travis Kelce (third round, 2013), CB Marcus Peters (first round, 2015) and WR Tyreek Hill (fifth round, 2016). In 2017, he drafted RB Kareem Hunt (third round), who led the NFL in rushing during his rookie season and was selected to the Pro Bowl. The year prior in 2016, LB D.J. Alexander (sixth round, 2015) was also selected to the Pro Bowl.

APRIL SHOWERS BRING PRO BOWL FLOWERS

Dorsey's career success in the spring has been evident in the winter, as he's selected a rookie Pro Bowler in each NFL Draft since 2015.

**DORSEY'S DRAFT SELECTIONS TO MAKE THE
PRO BOWL AS ROOKIES SINCE 2015**

Year	Rnd	Pick	Overall	Player	Pos	College
2018	1	4	4	Denzel Ward	CB	Ohio State
2017	3	22	86	Kareem Hunt	RB	Toledo
2016	5	28	165	Tyreek Hill	WR	West Alabama
2015	1	18	18	Marcus Peters	CB	Washington



WR | 80 JARVIS LANDRY

LEADING LANDRY

WR Jarvis Landry finished 2018 with 81 receptions for 976 yards and four touchdowns. After posting a league-best 112 receptions for 987 yards and a career-best nine touchdowns in 2017, Landry is seventh among all NFL receivers in receptions (193) since that time.

2017-18 NFL RECEIVING LEADERS: REC

	Player	G	Tgt	Rec
1.	Michael Thomas	32	296	229
2.	DeAndre Hopkins	31	337	211
3.	Antonio Brown	29	331	205
4.	Adam Thielen	32	295	204
5.	Julio Jones	32	318	201
6.	Keenan Allen	32	295	199
7.	Jarvis Landry	32	310	193

1ST-AND-JUICE

Since 2014, Landry is eighth in the NFL in receptions caught for first downs (264) and registered 44 in 2018.

2014-18 NFL RECEIVING LEADERS: 1ST-DOWN

	Player	G	Tgt	Rec	1st
1.	Julio Jones	77	813	524	380
2.	Antonio Brown	76	859	576	367
3.	DeAndre Hopkins	79	807	476	346
4.	Mike Evans	77	718	395	314
5.	Demaryius Thomas	79	734	448	272
6.	T.Y. Hilton	77	649	375	271
7.	Larry Fitzgerald	78	672	457	268
8.	Jarvis Landry	80	719	481	264

SEEING RED

Landry caught nine passes in the red zone this season, two of which were for scores. After notching career highs in red-zone receiving and red-zone touchdowns in 2017 with 17 receptions and all nine of his touchdowns coming inside the 20, he continued to impress in the red zone through 2018.

2017-18 NFL RECEIVING LEADERS: RED-ZONE REC

	Player	G	Tgt	Rec
1.	Alvin Kamara	31	38	32
2.	Michael Thomas	32	41	31
3.	Davante Adams	29	45	29
4.	Zach Ertz	30	44	27
5.	Jarvis Landry	32	39	26

2017-18 NFL RECEIVING LEADERS: RED-ZONE TD

	Player	G	Rec	TD
1.	Davante Adams	29	29	19
2t.	Zach Ertz	30	27	15
2t.	DeAndre Hopkins	31	23	15
4.	Travis Kelce	31	25	14
5.	Alshon Jeffery	29	15	13
6t.	Stefon Diggs	29	23	12
6t.	Eric Ebron	32	13	12
6t.	Jimmy Graham	32	18	12
6t.	Michael Thomas	32	31	12
10t.	Jarvis Landry	32	26	11
10t.	Cameron Brate	32	13	11
10t.	Antonio Brown	29	20	11

5 AND 50

In his first five seasons, Landry has recorded at least five receptions and 50 receiving yards in 45 games. The tally ties for fifth best in the league since 2014. His 45 games ranks fifth on the all-time list of players who have posted at least five receptions and 50 receiving yards in a single game through the first five years of their careers. Steelers WR Antonio Brown (2010-14) and Bengals WR A.J. Green (2011-15) hold the record with 47.

2014-18 NFL RECEIVING LEADERS: GAMES WITH 5+ REC AND 50+ REC YDS.

	Player	Tot
1.	Antonio Brown	61
2.	Julio Jones	60
3.	DeAndre Hopkins	54
4.	Demaryius Thomas	51
5t.	Jarvis Landry	45
5t.	Larry Fitzgerald	45
7t.	Mike Evans	42
7t.	Golden Tate	42
9.	A.J. Green	41
10.	Brandin Cooks	40

HIGH-FIVE

The only player in the NFL to have at least five receptions in all 16 games last year, Landry became just the fourth player (fifth time overall) to accomplish the feat. He joined Jimmy Smith (2001), Pierre Garcon (2013) and Brown (2013-14).

His streak of 20 games (min. five receptions) that dated back to the 2016 season and ended in 2018 was the longest active and is still the second longest in league history.

**NFL ALL-TIME RECEIVING STREAKS:
CONSECUTIVE GAMES WITH 5+ RECEPTIONS**

	Player	Tot	Streak
1.	Antonio Brown	36	Sept. 8, 2013-Oct. 1, 2015
2.	Jarvis Landry	20	Jan. 1, 2017-Sept. 30, 2018
3.	Laveranues Coles	19	Sept. 29, 2002-Oct. 12, 2003

AN UNSTOPPABLE FOURCE

With a streak that dated back to the 2016 season, Landry posted 22 consecutive games with at least four receptions. The total ties with Hall of Famer Cris Carter, Herman Moore and Davante Adams for the 12th-longest streak in NFL history and was the longest active streak in the league when it ended in Week 6.

**NFL ALL-TIME NFL RECEIVING LEADERS:
CONSECUTIVE GAMES WITH 4+ REC**

	Player	Tot	Streak
1.	Julio Jones	38	Sept. 8, 2013-Sept. 18, 2016
2.	Antonio Brown	36	Sept. 8, 2013-Oct. 1, 2015
3.	Sterling Sharpe	34	Oct. 4, 1992-Oct. 9, 1994
4.	Marvin Harrison	30	Oct. 14, 2001-Sept. 7, 2003
5.	Odell Beckham Jr.	28	Oct. 19, 2014-Sept. 25, 2016
6t.	Odell Beckham Jr.	27	Oct. 9, 2016-Nov. 25, 2018
6t.	Michael Thomas	27*	Oct. 22, 2017-Pres.
8t.	Brandon Marshall	24	Nov. 25, 2012-Sept. 14, 2014
8t.	Lionel Taylor	24	Nov. 6, 1960-Sept. 21, 1962
10t.	Antonio Brown	23	Oct. 25, 2015-Dec. 11, 2016
10t.	Haywood Jeffires	23	Sept. 8, 1991-Nov. 1, 1992
12t.	Jarvis Landry	22	Jan. 1, 2017-Oct. 7, 2018
12t.	Cris Carter	22	Sept. 3, 1995-Oct. 6, 1996
12t.	Herman Moore	22	Dec. 25, 1994-Sept. 29, 1996
12t.	Davante Adams	22*	Nov. 6, 2017-Pres.

*Active

400 CLUB

With 481 career receptions, Landry is just one of nine players to have 400-plus catches since 2014, including Brown (576), Julio Jones (424), Demaryius Thomas (448), Larry Fitzgerald (457), Golden Tate (446), DeAndre Hopkins (476), Travis Kelce (410) and Zach Ertz (401).

TWO AT A TIME

Since Week 2 of his rookie season in 2014, Landry has caught at least two passes in 79 consecutive games. His streak is the best in the NFL since 2014 and is the second longest that's active, behind only Brown (115).

**2014-18 NFL RECEIVING LEADERS:
CONSECUTIVE GAMES WITH 2+ REC
(ACTIVE STREAK)**

	Player	Tot	Streak
1.	Jarvis Landry	79	Sept. 14, 2014-Pres.
2.	Larry Fitzgerald	77	Sept. 14, 2014-Pres.*
3.	Antonio Brown	76	Sept. 7, 2014-Pres.*

*Missed games due to injury

**ALL-TIME NFL RECEIVING LEADERS:
CONSECUTIVE GAMES WITH 2+ REC
(ACTIVE STREAK)**

	Player	Tot	Streak
1.	Antonio Brown	115	Oct. 23, 2011-Pres.
2.	Jarvis Landry	79	Sept. 14, 2014-Pres.
3.	Larry Fitzgerald	77	Sept. 14, 2014-Pres.

**ALL-TIME NFL RECEIVING LEADERS:
CONSECUTIVE GAMES WITH 2+ REC**

	Player	Tot	Streak
1.	Tim Brown	147	Oct. 10, 1993-Oct. 27, 2002
2.	Jerry Rice	146	Sept. 8, 1991-Sept. 9, 2001
3.	Antonio Brown	115*	Oct. 23, 2011-Pres.
4.	Marvin Harrison	110	Oct. 20, 1996-Nov. 2, 2003
5.	Larry Fitzgerald	97	Nov. 21, 2004-Dec. 19, 2010
6.	Cris Carter	91	Dec. 21, 1991-Dec. 7, 1997
7.	Reggie Wayne	82	Sept. 13, 2009-Nov. 30, 2014
8.	Marshall Faulk	81	Nov. 23, 1997-Sept. 14, 2003
9.	Jarvis Landry	79*	Sept. 14, 2014-Pres.
10.	Roddy White	77	Dec. 23, 2007-Nov. 25, 2012

*Active

ROAD DAWG

In away stadiums since 2014, Landry is ranked third in the league for most receptions (265), tied for fourth in receptions-per-game average (6.6), fifth in receiving first downs (140) and eighth in receiving yards (2,594).

NOT HALF BAD

Through the first half of the 2018 season, Landry's receptions-per-game average (6.1) and receptions (49) both tied for second by a Brown in the first half of a season.

DOUBLE TROUBLE

Since his sophomore season in 2015, Landry has reeled in double-digit receptions in eight games, tied for the league's sixth-best total in that span. He's also caught 11 passes or more in four games, also tied for sixth in the NFL.

**2015-18 NFL RECEIVING LEADERS:
GAMES WITH 10+ REC**

Player	Tot
1. Antonio Brown	16
2. Julio Jones	10
3t. Zach Ertz	9
3t. Larry Fitzgerald	9
3t. Michael Thomas	9
6t. Jarvis Landry	8
6t. DeAndre Hopkins	8

**2015-18 NFL RECEIVING LEADERS:
GAMES WITH 11+ REC**

Player	Tot
1. Antonio Brown	9
2t. Keenan Allen	6
2t. Julio Jones	6
4t. Zach Ertz	5
4t. Michael Thomas	5
6t. Jarvis Landry	4
6t. Stefon Diggs	4
6t. Adam Thielen	4

A HANDFUL OF CATCHES

Landry has registered at least five catches in 58 career games, giving him the best mark all time among players in their first five seasons. His total is nine ahead of the next-best total of 49 belonging to Green (2011-15) and Hopkins (2013-17). Additionally, he's tied for fourth in the NFL since 2014, behind Brown (65), Jones (60) and Hopkins (59).

**2014-18 NFL RECEIVING LEADERS:
GAMES WITH 5+ REC**

Player	Tot
1. Antonio Brown	65
2. Julio Jones	60
3. DeAndre Hopkins	59
4t. Jarvis Landry	58
4t. Demaryius Thomas	58

**ALL-TIME NFL RECEIVING LEADERS: GAMES
WITH 5+ REC THROUGH FIRST FIVE YEARS**

Player	Years	Tot
1. Jarvis Landry	2014-18	58
2t. A.J. Green	2011-15	49
2t. DeAndre Hopkins	2013-17	49

ALL-PURPOSE PLAYER

Currently in his fifth season, Landry's 7,299 all-purpose yards are eighth among active players in their first five years.

**NFL ALL-PURPOSE YDS LEADERS: ACTIVE
PLAYERS THROUGH FIRST FIVE YEARS**

Player	Years	A-P Yds
1. Darren Sproles	2005-10	9,956
2. Ted Ginn Jr.	2007-11	8,525
3. Adrian Peterson	2007-11	8,477
4. Le'Veon Bell	2013-17	8,000
5. Antonio Brown	2010-14	7,837
6. LeSean McCoy	2009-13	7,600
7. Frank Gore	2005-09	7,392
8. Jarvis Landry	2014-18	7,299

KEEPIN' IT 100

Landry became the first Brown to record at least 100 yards in four contests in a season since Josh Gordon in 2013.

FAMILIAR FACES

Landry's 191 career receptions (third), 6.4 receptions-per-game average (fourth), 116 receiving first downs (fourth) and 2,099 receiving yards (fifth) all rank in the NFL's top five among receivers facing division opponents since 2014.

JarVIS Landry

Since 2017, Landry's receiving touchdowns mark (13) ties for 12th in the league among WRs, while his 14 overall scores tie for eighth among the same group.

2017-18 NFL SCORING LEADERS: TD (WR)

Player	G	TD
1t. Antonio Brown	29	24
1t. DeAndre Hopkins	31	24
3. Davante Adams	29	23
4. Tyreek Hill	31	22
5. Stefon Diggs	29	17
6t. Alshon Jeffery	29	15
6t. JuJu Smith-Schuster	30	15
8t. Jarvis Landry	32	14
8t. Amari Cooper	29	14
8t. Mike Evans	31	14
8t. A.J. Green	25	14
8t. Marvin Jones Jr.	25	14
8t. Michael Thomas	32	14

THE MORE YOU CAN DO

In Week 16, Landry recorded four receptions for 47 yards and completed a 63-yard pass to WR Breshad Perriman, the longest completion by a Brown who isn't a QB in history.

3RD DOWN'S A CHARM

Landry has proved to be a go-to target on third downs since 2017, with his 51 receptions being one of the best numbers in the league in that span—no different than when he entered the league in 2014.

**2017-18 NFL RECEIVING LEADERS:
3RD-DOWN REC**

Player	G	Tgt	Rec
1. Adam Thielen	32	99	62
2. Michael Thomas	32	81	58
3. Keenan Allen	32	97	57
4t. DeAndre Hopkins	31	94	54
4t. Julio Jones	32	82	54
6t. Jarvis Landry	32	81	51
6t. Antonio Brown	29	86	51
6t. Golden Tate	31	82	51
9t. Duke Johnson Jr.	32	59	46
9t. Larry Fitzgerald	32	80	46

**2016-18 NFL RECEIVING LEADERS:
3RD-DOWN REC**

Player	G	Tgt	Rec
1t. DeAndre Hopkins	47	143	82
1t. Adam Thielen	48	128	82
3. Jarvis Landry	48	116	77
4. Michael Thomas	47	108	75
5. Golden Tate	47	122	74
6. Larry Fitzgerald	48	119	70
7. Antonio Brown	44	125	69
8. Duke Johnson Jr.	48	90	68

**2015-18 NFL RECEIVING LEADERS:
3RD-DOWN REC**

Player	G	Tgt	Rec
1. DeAndre Hopkins	63	195	112
2. Antonio Brown	60	184	111
3. Golden Tate	63	164	100
4. Jarvis Landry	64	159	98
5. Julio Jones	62	147	94
6. Duke Johnson Jr.	64	116	91

**2014-18 NFL RECEIVING LEADERS:
3RD-DOWN REC**

Player	G	Tgt	Rec
1. Antonio Brown	76	238	147
2. DeAndre Hopkins	79	234	135
3. Golden Tate	79	213	134
4. Julio Jones	77	194	122
5. Demaryius Thomas	79	210	121
6. Jarvis Landry	80	188	120

TOP TIER

Since entering the league in 2014, Landry ranks among the NFL's best in the following categories:

2014-18 RECEIVING LEADERS: REC

Player	G	Rec
1. Antonio Brown	76	576
2. Julio Jones	77	524
3. Jarvis Landry	80	481

2014-18 RECEIVING LEADERS: TGT

Player	G	Tgt
1. Antonio Brown	76	859
2. Julio Jones	77	813
3. DeAndre Hopkins	79	807
4. Demaryius Thomas	79	734
5. Jarvis Landry	80	719

2014-18 RECEIVING LEADERS: REC/G

Player	G	Rec	Rec/G
1. Antonio Brown	76	576	7.6
2. Julio Jones	77	524	6.8
3. Odell Beckham Jr.	59	390	6.6
4. Julian Edelman	51	325	6.4
5. Keenan Allen	55	349	6.3
6t. Jarvis Landry	80	481	6.0
6t. DeAndre Hopkins	79	476	6.0

2014-18 NFL LEADERS: SCRIM YDS/TOUCH

Player	Touches	Scrim Yds	Scrim Yds/Touch
1. Julio Jones	528	8,022	15.2
2. Antonio Brown	586	7,696	13.1
3. Jarvis Landry	510	5,193	10.2
4. Duke Johnson Jr.	534	3,456	6.5
5. Christian McCaffrey	523	3,051	5.8

2014-18 RECEIVING LEADERS: YDS AFTER CATCH

Player	Rec	Yds	YAC
1. Golden Tate	446	5,019	2,971
2. Travis Kelce	410	5,236	2,714
3. Julio Jones	524	7,994	2,629
4. Antonio Brown	576	7,646	2,567
5. Jarvis Landry	481	5,014	2,472
6. Le'Veon Bell	267	2,261	2,357
7. Theo Riddick	281	2,212	2,200
8. Demaryius Thomas	448	5,632	2,084
9. Randall Cobb	334	3,762	2,073
10. Odell Beckham Jr.	390	5,476	1,978
11. Duke Johnson Jr.	235	2,170	1,925

LUCKY 13

With two 13-plus reception games in away stadiums for his career, Landry ties for No. 2 all time in the category.

**ALL-TIME NFL RECEIVING LEADERS:
13+ REC IN AWAY STADIUMS**

Player	No.
1. Marvin Harrison	3
2t. Jarvis Landry	2
2t. Anquan Boldin	2
2t. Dwayne Bowe	2
2t. Bobby Engram	2
2t. Larry Fitzgerald	2
2t. Tony Gonzalez	2
2t. Kellen Winslow	2
2t. Jason Witten	2
2t. Stefon Diggs	2
2t. Keenan Allen	2

Landry's overall total number of games with double-digit receptions in the same category (seven) is tied for the 10th-best tally in NFL history.

CONFERENCE CONFIDENCE

Since 2014, Landry has the NFL's second-most receptions versus AFC teams (361), the second-best receptions-per-game average (6.0) and the fourth-most first-down catches (204).

2014-18 NFL RECEIVING LEADERS: REC VS. AFC

Player	Rec
1. Antonio Brown	410
2. Jarvis Landry	361
3. DeAndre Hopkins	351

**2014-18 NFL RECEIVING LEADERS:
REC/G VS. AFC**

Player	Rec/G
1. Antonio Brown	7.3
2. Jarvis Landry	6.0
3. DeAndre Hopkins	5.9

**2014-18 NFL RECEIVING LEADERS:
1ST-DOWN REC VS. AFC**

Player	1st
1. Antonio Brown	261
2. DeAndre Hopkins	250
3. T.Y. Hilton	205
4. Jarvis Landry	204

CATCH UP

Landry's 81 receptions on the year are the seventh-best number produced by a Brown in a season.

**ALL-TIME BROWNS RECEIVING LEADERS:
REC IN A SEASON**

Player	Year	Rec
1t. Ozzie Newsome	1983	89
1t. Ozzie Newsome	1984	89
1t. Kellen Winslow	2006	89
4. Josh Gordon	2013	87
5. Kevin Johnson	2001	84
6. Kellen Winslow	2007	82
7. Jarvis Landry	2018	81

MADE WITH 66.9% REAL JUICE

Landry's career reception percentage (66.9) is eighth among NFL players since 2014 who have been targeted over 500 times.

**2014-18 NFL RECEIVING LEADERS:
REC PCT BY WR TARGETED 500+ TIMES**

Player	Tgt	Rec	Rec Pct
1. Travis Kelce	579	410	70.8%
2. Doug Baldwin	515	363	70.5%
3. Zach Ertz	573	401	70.0%
4. Golden Tate	640	446	69.7%
5. Larry Fitzgerald	671	457	68.1%
6. Keenan Allen	512	349	68.0%
7. Antonio Brown	859	576	67.1%
8. Jarvis Landry	719	481	66.9%

CATCHING ON QUICKLY

With 481 career receptions through his fifth year, Landry broke the NFL record for most catches in the first five years of a career against the Ravens in Week 5. In addition to shattering the record for most receptions through the first four years of a career in 2017 (400), Landry ranks second for most receptions during the first two years of a career (194) and tied for most in the first three years of a career (288).

**NFL ALL-TIME RECEIVING LEADERS:
MOST REC IN FIRST FIVE YEARS**

Player	Years	G	Rec
1. Jarvis Landry	2014-18	80	481
2. Larry Fitzgerald	2004-08	76	426
3. Torry Holt	1999-2003	80	423

50/50

Landry caught three passes for 57 yards and a score, while also rushing for 54 yards on two carries and his second-career rushing touchdown against the Panthers in Week 14. He became the first Brown since Leroy Hoard (Nov. 24, 1991) with a 50-yard rush and a 50-yard catch in the same game.



DL | 95 MYLES GARRETT



TROUBLE MAKER

Second team All-Pro DL and Pro Bowler **Myles Garrett** led the team with 13.5 sacks, the second most by a Brown in a single season. With 20.5 in just 27 career games, he tied Terrell Suggs (2003-04) for the fourth most among active players in 27 games or less and tied for 11th among all players in the same category in league history. His total is the most by a Brown in his first two career seasons and is the seventh-highest total among active players in their first two years.

ALL-TIME NFL DEFENSIVE LEADERS: SACKS IN FIRST 27 CAREER GAMES (ACTIVE)

Player	Years	Sacks
1. Von Miller	2011-12	26.5
2. Joey Bosa	2016-17	22
3. Clay Matthews	2009-10	21.5
4t. Myles Garrett	2017-18	20.5
4t. Terrell Suggs	2003-04	20.5
6. J.J. Watt	2011-12	20
7t. Brian Orakpo	2009-10	19.5
7t. Cameron Wake	2009-10	19.5
9t. Yannick Ngakoue	2016-17	18
9t. Julius Peppers	2002-03	18

ALL-TIME BROWNS DEFENSIVE LEADERS: SACKS IN FIRST 27 CAREER GAMES

Player	Years	Sacks
1. Myles Garrett	2017-18	20.5
2. Kamerion Wimbley	2006-07	15
3. Reggie Camp	1983-84	12.5

ALL-TIME BROWNS DEFENSIVE LEADERS: SACKS IN FIRST TWO CAREER SEASONS

Player	Year	Sacks
1. Myles Garrett	2017-18	20.5
2. Reggie Camp	1983-84	18.5
3. Kamerion Wimbley	2006-07	16
4. Jabaal Sheard	2011-12	15.5
5. Michael Dean Perry	1988-89	13

MYLES THE MAGNIFICENT

Garrett finished 2018 with the league's sixth-most sacks (13.5).

2018 NFL DEFENSIVE LEADERS: SACKS

Player	G	Sacks
1. Aaron Donald	16	20.5
2. J.J. Watt	16	16
3. Chris Jones	16	15.5
4t. Danielle Hunter	16	14.5
4t. Von Miller	16	14.5
6. Myles Garrett	16	13.5

SEASON SUCCESS

Garrett's 13.5 sacks in 2018 are the second most by a Brown in a single season and the most since 2001.

ALL-TIME BROWNS DEFENSIVE LEADERS: SACKS IN A SEASON

Player	Year	Sacks
1. Reggie Camp	1984	14
2. Myles Garrett	2018	13.5
3. Jamir Miller	2001	13
4. Clay Matthews	1984	12
5. Michael Dean Perry	1990	11.5
6t. Chip Banks	1985	11
6t. Paul Kruger	2014	11
6t. Anthony Pleasant	1993	11
6t. Kamerion Wimbley	2006	11
10. Rob Burnett	1994	10

A FORCE TO BE RECKONED WITH

Garrett has forced three fumbles this season, tying him for the 10th-highest total in the league and the second highest among DEs.

2018 NFL DEFENSIVE LEADERS: FF (DE)

Player	G	FF
1. J.J. Watt	16	7
2t. Myles Garrett	16	3
2t. Frank Clark	16	3
2t. Jerry Hughes	16	3
2t. Chandler Jones	16	3
2t. Trey Flowers	15	3

2018 NFL DEFENSIVE LEADERS: FF

Player	G	FF
1t. Dee Ford	16	7
1t. J.J. Watt	16	7
3t. Khalil Mack	14	6
3t. T.J. Watt	16	6
5. Justin Houston	12	5
6t. Aaron Donald	16	4
6t. Marshon Lattimore	16	4
6t. Darius Leonard	15	4
6t. Von Miller	16	4
10t. Myles Garrett	16	3
10t. 18 Others		3

Among all NFL defenders, only Garrett and eight others registered at least 13 sacks and forced at least three fumbles in 2018. He's the second Brown to do so in a season and is just the second No. 1 overall pick to accomplish the feat in a season in NFL history.

**2018 NFL DEFENSIVE LEADERS:
12+ SACKS AND 3+ FF**

Player	Sacks	FF
Myles Garrett	13.5	3
Frank Clark	13	3
Aaron Donald	20.5	4
Dee Ford	13	7
Chandler Jones	13	3
Ryan Kerrigan	13	3
J.J. Watt	16	7
T.J. Watt	13	6
Von Miller	14.5	4

**ALL-TIME NFL DEFENSIVE LEADERS:
NO. 1 OVERALL PICKS WITH 12+ SACKS
AND 3+ FF IN A SEASON**

Player	Year(s)
Myles Garrett	2018
Bruce Smith	1986-87, 1990, 1992-93, 1996

A FORCEFUL PRESENCE

With four career forced fumbles, Garrett tied for third in Browns history by a player in his first two seasons and tied for third by a Brown in his first 27 games.

**ALL-TIME BROWNS DEFENSIVE LEADERS:
FF (FIRST TWO YEARS)**

Player	Years	Tot
1. Jabaal Sheard	2011-12	6
2. Kamerion Wimbley	2006-07	5
3t. Myles Garrett	2017-18	4
3t. Mark Word	2002-03	4
5t. Joe Schobert	2016-17	3
5t. Daylon McCutcheon	1999-2000	3
5t. Wali Rainer	1999-2000	3
5t. K'Waun Williams	2014-15	3

**ALL-TIME BROWNS DEFENSIVE LEADERS:
FF (FIRST 27 GAMES)**

Player	Years	FF
1t. Jabaal Sheard	2011-12	5
1t. Mark Word	2002-03	5
3t. Myles Garrett	2017-18	4
3t. Kamerion Wimbley	2006-07	4

OVER ACHIEVER

Garrett posted two-plus sacks in three games this year, tied for the league's third-best mark and tied for second by a Brown in a single season.

**2018 NFL DEFENSIVE LEADERS:
GAMES (2+ SACKS)**

Player	Tot
1. Aaron Donald	7
2. Cameron Jordan	5
3t. Myles Garrett	3
3t. 11 Others	3

**ALL-TIME BROWNS DEFENSIVE LEADERS:
SINGLE-SEASON GAMES (2+ SACKS)**

Player	Year	Tot
1. Jamir Miller	2001	4
2t. Myles Garrett	2018	3
2t. Reggie Camp	1984	3
2t. Michael Dean Perry	1990	3
2t. Michael Dean Perry	1991	3
2t. Anthony Pleasant	1993	3

Among active players, Garrett has posted two-plus sacks on four occasions to tie for the NFL's eighth-best total in a player's first two career seasons.


ALL-TIME NFL DEFENSIVE LEADERS: GAMES 2+ SACKS IN FIRST TWO YEARS (ACTIVE)

Player	Year(s)	Tot
1t. Jason Pierre-Paul	2010-11	7
1t. J.J. Watt	2011-12	7
3. Terrell Suggs	2003-04	6
4t. Joey Bosa	2016-17	5
4t. Khalil Mack	2014-15	5
4t. Clay Matthews	2009-10	5
4t. Von Miller	2011-12	5
8t. Myles Garrett	2017-18	4
8t. Ezekiel Ansah	2013-14	4
8t. Vic Beasley	2016	4
8t. Justin Houston	2011-12	4
8t. Chandler Jones	2012-13	4
8t. Yannick Ngakoue	2017	4
8t. Brian Orakpo	2009-10	4
8t. Cameron Wake	2009-10	4
8t. T.J. Watt	2017-18	4

His four such games are the most by a Brown in his first two NFL seasons.

ALL-TIME BROWNS DEFENSIVE LEADERS: GAMES 2+ SACKS IN FIRST TWO YEARS

Player	Year(s)	Tot
1. Myles Garrett	2017-18	4
2t. Reggie Camp	1984	3
2t. Kamerion Wimbley	2006-07	3
4t. Chip Banks	1982-83	2
4t. Courtney Brown	2000-01	2
4t. Charles Buchanan	1988	2
4t. Emmanuel Ogbah	2016-17	2
4t. Michael Dean Perry	1988-89	2
4t. Jabaal Sheard	2011-12	2
4t. Mark Word	2002	2



QB | **6 BAKER MAYFIELD**

ROOKIE OF THE WEEK '18 3	ROOKIE OF THE WEEK '18 7	ROOKIE OF THE WEEK '18 9
ROOKIE OF THE WEEK '18 12	NFL Offensive Rookie of the Month November	ROOKIE OF THE WEEK '18 14
ROOKIE OF THE WEEK '18 16	AFC Offensive Player of the Week 16	ROOKIE OF THE WEEK '18 17

ROOKIE MOVE

Among the NFL's rookie starting QBs this year, QB **Baker Mayfield** led the pack in several categories, despite appearing in only 14 games with 13 starts.

2018 NFL ROOKIE PASSING LEADERS: YDS/G

Player	Yds/G
1. Baker Mayfield	266.1
2. Sam Darnold	220.4
3. Josh Allen	172.8

2018 NFL ROOKIE PASSING LEADERS: CMP/G

Player	Cmp/G
1. Baker Mayfield	22.1
2. Sam Darnold	18.4
3. Josh Rosen	15.5

2018 NFL ROOKIE PASSING LEADERS: ATT/G

Player	Att/G
1. Baker Mayfield	34.7
2. Sam Darnold	31.8
3. Josh Rosen	28.4

2018 NFL ROOKIE PASSING LEADERS: CMP PCT

	Player	Cmp Pct
1.	Baker Mayfield	63.8
2.	Lamar Jackson	58.2
3.	Sam Darnold	57.7

2018 NFL ROOKIE PASSING LEADERS: RATE

	Player	Rate
1.	Baker Mayfield	93.7
2.	Lamar Jackson	84.5
3.	Sam Darnold	77.6

2018 NFL ROOKIE PASSING LEADERS: CMP

	Player	Cmp
1.	Baker Mayfield	310
2.	Sam Darnold	239
3.	Josh Rosen	217

2018 NFL ROOKIE PASSING LEADERS: TD

	Player	TD
1.	Baker Mayfield	27
2.	Sam Darnold	17
3.	Josh Rosen	11

2018 NFL ROOKIE PASSING LEADERS: YDS

	Player	Yds
1.	Baker Mayfield	3,725
2.	Sam Darnold	2,865
3.	Josh Rosen	2,278

SHAKE 'N BAKE

In his first NFL start (Week 4), Mayfield completed 21 of 41 passes for 295 yards and two touchdowns. His 295 passing yards were the fifth most by a QB selected No. 1 overall in the Super Bowl era in their first career start.

MOST PASS YDS IN DEBUT START BY QB TAKEN NO. 1 OVERALL SINCE 1970

	Player	Year	Yds
1.	Cam Newton	2011	422
2.	Vinny Testaverde	1987	369
3.	Andrew Luck	2012	309
4.	Peyton Manning	1998	302
5.	Baker Mayfield	2018	295
6.	Sam Bradford	2010	253

STELLAR DEBUT

Mayfield's 100.1 passer rating and 73.9 completion percentage were the highest totals ever by a Browns rookie in their NFL debut (minimum 15 attempts) in Week 3 of this season.

ALL-TIME BROWNS ROOKIE PASSING LEADERS: RATE (MIN. 15 ATT.) IN NFL DEBUT

	Player	Date	Rate
1.	Baker Mayfield	Sept. 20, 2018	100.1
2.	Colt McCoy	Oct. 17, 2010	80.5
3.	Thaddeus Lewis	Dec. 30, 2012	83.3

ALL-TIME BROWNS ROOKIE PASSING LEADERS: CMP PCT (MIN. 15 ATT.) IN NFL DEBUT

	Player	Date	Att	Cmp	Pct
1.	Baker Mayfield	Sept. 20, 2018	23	17	73.91
2.	DeShone Kizer	Sept. 10, 2017	30	20	66.67
3.	Cody Kessler	Sept. 25, 2016	33	21	63.64

THE COMPLETION PACKAGE

Mayfield's 73.9 completion percentage in his NFL debut also tied with Hall of Famer Fran Tarkenton for seventh all time by any QB in his NFL debut (minimum of 15 attempts).

ALL-TIME NFL PASSING LEADERS: CMP PCT (MIN. 15 ATT.) IN NFL DEBUT

	Player	Date	Att	Cmp	Pct
1.	Marcus Mariota	Sept. 13, 2015	15	13	86.67
2.	Nate Sudfeld	Dec. 31, 2017	23	19	82.61
3.	Sam Wyche	Nov. 3, 1968	25	20	80.0
4t.	John Fourcade	Oct. 4, 1987	21	16	76.19
4t.	Sam Darnold	Sept. 10, 2018	21	16	76.19
6.	Rick Mirer	Sept. 5, 1993	27	20	74.07
7t.	Baker Mayfield	Sept. 20, 2018	23	17	73.91
7t.	Fran Tarkenton	Sept. 17, 1961	23	17	73.91

Mayfield and Tarkenton have another connection, as Mayfield is the first player to come off the bench in his debut, throw for 200+plus yards and lead his team to its first win of the season since Tarkenton for the 1961 Vikings.

START YOUR ENGINES

Mayfield passed for 342 yards with one touchdown and one interception in his first win as a starter (Week 5). He became the sixth QB selected with the first overall pick to win his first career home start in the common draft era. The other five to accomplish the feat are New England's Jim Plunkett (Sept. 19, 1971), Atlanta's Michael Vick (Nov. 11, 2001), Houston's David Carr (Sept. 8, 2002), Cincinnati's Carson Palmer (Sept. 19, 2004) and Indianapolis' Andrew Luck (Sept. 16, 2012).

His 342 passing yards in the start rank as the fourth most by a Browns rookie, with his 397 in Week 13 being the most.

ALL-TIME BROWNS ROOKIE PASSING LEADERS: YDS IN A SINGLE GAME

	Player	Date	Yds
1.	Baker Mayfield	Dec. 2, 2018	397
2.	Baker Mayfield	Dec. 30, 2018	376
3.	Brandon Weeden	Dec. 2, 2012	364
4.	Baker Mayfield	Oct. 7, 2018	342

With 3,240 passing yards in Weeks 4-15, Mayfield's total is the most by a Brown in their first 12 career starts.

DAINGEROUS DAYS

In Week 10, Mayfield tossed a career-high three touchdowns, tying him for Browns rookie record, which he broke following the team's Week 11 bye at Cincinnati in Week 12 with four. He repeated success against the Bengals in Week 16 and at Baltimore in Week 17 with three passing scores. Mayfield also threw for multiple touchdowns in each of his five starts from Weeks 7-12, the first Brown to do so since Vinny Testaverde in 1994-95 and the first Browns rookie to accomplish the feat.

ALL-TIME BROWNS ROOKIE PASSING LEADERS: TD IN A GAME

	Player	Date	TD
1.	Baker Mayfield	Nov. 25, 2018	4
2t.	Baker Mayfield	Nov. 11, 2018	3
2t.	Baker Mayfield	Dec. 23, 2018	3
2t.	Baker Mayfield	Dec. 30, 2018	3
2t.	DeShone Kizer	Dec. 10, 2017	3
2t.	Tim Couch	Oct. 31, 1999	3
2t.	Bernie Kosar	Dec. 15, 1985	3

ALL-TIME BROWNS PASSING LEADERS: TD IN A GAME

	Player	Date	TD
1t.	Derek Anderson	Sept. 16, 2017	5
1t.	Kelly Holcomb	Nov. 28, 2004	5
1t.	Bill Nelsen	Nov. 2, 1969	5
1t.	Frank Ryan	Dec. 12, 1964	5
1t.	Brian Sipe	Oct. 7, 1979	5
6t.	Baker Mayfield	Nov. 25, 2018	4
6t.	15 Others		4

Mayfield became the first Browns QB since Derek Anderson (2007) to throw for at least three touchdowns in consecutive games (Weeks 10-12, Weeks 16-17) and became the first Brown to pass for four touchdowns in a game (Week 12) since Brady Quinn on Nov. 22, 2009 at Detroit. The rookie out of Oklahoma became the first Browns player to throw for at least seven touchdown passes and zero interceptions in consecutive NFL games (Weeks 10-12).

6 FROM 6

Mayfield threw for multiple touchdowns in nine games this season, the most by a Browns rookie in a year. The nine games were also the most by Browns QB since Anderson (10) in 2007. He also threw for the most by an NFL rookie in a season and is the first rookie QB to throw for at least a pair of scores in nine games in history.

ALL-TIME NFL ROOKIE PASSING LEADERS: GAMES (2+ TD)

	Player	Year	Tot
1.	Baker Mayfield	2018	9
2t.	Mike Glennon	2013	8
2t.	Andrew Luck	2012	8
2t.	Russell Wilson	2012	8
5t.	Peyton Manning	1998	7
5t.	Dan Marino	1983	7
5t.	Dak Prescott	2016	7

Furthermore, Mayfield's 27 passing touchdowns on the year are the most by a rookie in NFL history.

ALL-TIME NFL ROOKIE PASSING LEADERS: TD

	Player	Year	Tot
1.	Baker Mayfield	2018	27
2t.	Peyton Manning	1998	26
2t.	Russell Wilson	2012	26
4t.	Andrew Luck	2012	23
4t.	Dak Prescott	2016	23
6t.	Jim Kelly	1986	22
6t.	Jameis Winston	2015	22
8t.	Derek Carr	2014	21
8t.	Cam Newton	2011	21

BAKING HISTORY

In just 14 games, Mayfield's 3,725 passing yards broke a Browns rookie record, while placing sixth among all NFL rookies in history.

ALL-TIME BROWNS ROOKIE PASSING LEADERS: YDS

	Player	Year	Yds
1.	Baker Mayfield	2018	3,725
2.	Brandon Weeden	2012	3,385
3.	DeShone Kizer	2017	2,894

ALL-TIME NFL ROOKIE PASSING LEADERS: YDS

	Player	Year	Yds
1.	Andrew Luck	2012	4,374
2.	Cam Newton	2011	4,051
3.	Jameis Winston	2015	4,042
4.	Carson Wentz	2016	3,782
5.	Peyton Manning	1998	3,739
6.	Baker Mayfield	2018	3,725

A GREAT RATE

In addition to his three passing touchdowns in Week 10, Mayfield completed 17 of 20 passes (85.0) for 216 yards and zero interceptions for a 151.2 passer rating on the day. Mayfield is the first rookie QB in NFL history to record a passer rating of at least 150.0 on 20 or more pass attempts in a single game.

By completing 19 of 26 passes (73.1) for 258 yards with four touchdowns and zero interceptions for a 143.9 passer rating in Week 12, he's also the first rookie QB in NFL history to record a 140+ passer rating in consecutive games (minimum 20 attempts).

ALL-TIME NFL ROOKIE PASSING LEADERS: RATE IN A GAME (MIN. 20 ATT)

Player	Date	Rate
1. Baker Mayfield	Nov. 11, 2018	151.2
2. Fran Tarkenton	Sept. 17, 1961	148.6
3. Dak Prescott	Dec. 26, 2016	148.3

Week 10 was also the highest mark by a Browns rookie and the fifth-highest rating in team history (minimum of 15 attempts).

ALL-TIME BROWNS PASSING LEADERS: RATE IN A GAME (MIN. 15 ATT)

Player	Date	Rate
1t. Otto Graham	Oct. 10, 1954	158.3
1t. Brian Sipe	Oct. 29, 1978	158.3
3. Milt Plum	Nov. 13, 1960	154.8
4. Milt Plum	Oct. 25, 1959	153.9
5. Baker Mayfield	Nov. 11, 2018	151.2

He also joined Aaron Rodgers (Weeks 7, 9-10 in 2011) and Pro Football Hall of Famer Kurt Warner (Weeks 3-5 in 1999) as the only QBs in NFL history to record a passer rating of 140 or higher in consecutive games (minimum 20 attempts). Both Rodgers and Warner did so in three contests and were named Associated Press MVP in those seasons.

HITTING THE MARK

Mayfield opened the team's Week 10 game with 13 consecutive completions. In addition to ending Week 9 with a completion, his stretch of 14 consecutive completions tied for the fourth-most in team history.

A NOVEMBER TO REMEMBER

For the month of November, Mayfield Completed 65 of 88 passes for 771 yards with nine touchdowns, one interception and a 129.5 passer rating. His 129.5 passer rating led the AFC and all NFL rookies for the month, while his 73.9 completion percentage ranked third in the conference and also led all NFL rookies. Mayfield joined OL Joe Thomas (November 2007) and QB Tim Couch (October 1999) as the only Browns to win the NFL Offensive Rookie of the Month award.

REDY TO GO

Mayfield's 115.7 passer rating in the red zone this season was second in the league and is the second-highest mark by a rookie since 2000. His total is also the highest by any Browns QB since 1991.

2018 NFL PASSING LEADERS: RED ZONE RATE

Player	Rate
1. Drew Brees	118.5
2. Baker Mayfield	115.7
3. Kirk Cousins	113.9
4. Patrick Mahomes	112.0
5. Andrew Luck	111.9
6. Matt Ryan	108.2
7. Andy Dalton	105.6
8. Tom Brady	102.5
9. Mitchell Trubisky	101.9
10. Carson Wentz	101.7

2000-18 NFL ROOKIE PASSING LEADERS: RED ZONE RATE (SINGLE SEASON)

Player	Year	Rate
1. Marcus Mariota	2015	116.1
2. Baker Mayfield	2018	115.7
3. Christian Ponder	2011	114.3
4. Teddy Bridgewater	2014	108.7
5. Russell Wilson	2012	107.5
6. Robert Griffin III	2012	105.4
7. Charlie Frye	2005	103.5
8. Andy Dalton	2011	101.5
9. Derek Carr	2014	100.8
10. Colt McCoy	2010	100.4

1991-2018 BROWNS PASSING LEADERS: RED ZONE RATE (SINGLE SEASON)

Player	Year	Rate
1. Baker Mayfield	2018	115.7
2. Charlie Frye	2005	103.5
3. Colt McCoy	2010	100.4
4. Tim Couch	1999	98.1
5. Josh McCown	2015	97.9
6. Bernie Kosar	1991	96.5
7. Tim Couch	2000	96.2
8. Brandon Weeden	2013	92.9
9. Tim Couch	2002	92.4
10. Derek Anderson	2008	88.2

TOSSING A STREAK

Mayfield is the first Browns QB since Frank Ryan (1966) to throw for at least one touchdown in 13 consecutive starts in a single season. Mayfield's active streak ranks tied for fifth all time by a Brown.

Now, Mayfield has thrown at least one touchdown pass in each of his first 13 career starts and joined Pro Football Hall of Famer Kurt Warner (1999) and Brad Johnson (1996-97) as the only QBs in the Super Bowl era with a touchdown pass in each of his first 13 career starts.

A NOT-SO-HALF EFFORT

In the second half against the Houston Texans in Week 13, Mayfield completed 24 of 30 passes for 351 yards. His 351 passing yards in second half were the most in a half by a QB since Patriots QB Tom Brady had 367 passing yards in the second half on Dec. 16, 2012.

ABOVE-AVERAGE START

Mayfield's 266.1 yards-per-game average is the second-highest mark by a rookie (minimum of 200 attempts) since the 1970 merger, behind only Luck in 2012 (273.4).

**ALL-TIME ROOKIE PASSING LEADERS: YPG
AVG (MIN. 200 ATT)**

	Player	Year	Yds
1.	Andrew Luck	2012	273.4
2.	Baker Mayfield	2018	266.1
3.	Cam Newton	2011	253.2
4.	Jameis Winston	2015	252.6
5t.	Nick Foles	2012	242.7
5t.	Deshaun Watson	2017	242.7

AHEAD OF THE CLASS

Mayfield posted multiple passing touchdowns in nine games this season, while all other 2018 first-round QBs combined for a total of 10 games.

BAKE OFF

Down the final stretch of the season, Mayfield proved to be one the league's top signal callers. Since the start of Week 9, Mayfield posted top-10 marks in several categories.

**2018 NFL PASSING LEADERS:
YDS/ATT SINCE WEEK 9**

	Player	Y/A
1.	Patrick Mahomes	8.72
2.	Baker Mayfield	8.57
3.	Nick Mullens	8.31

**2018 NFL PASSING LEADERS:
CMP PCT SINCE WEEK 9**

	Player	Pct
1.	Deshaun Watson	72.5
2.	Drew Brees	71.5
3.	Marcus Mariota	71.3
4.	Dak Prescott	71.3
5.	Cam Newton	69.5
6.	Kirk Cousins	69.4
7.	Mitchell Trubisky	69.1
8.	Andrew Luck	69.0
9.	Baker Mayfield	68.4
10.	Ben Roethlisberger	68.3

**2018 NFL PASSING LEADERS:
TD SINCE WEEK 9**

	Player	TD
1.	Patrick Mahomes	24
2t.	Ben Roethlisberger	20
2t.	Matt Ryan	20
4t.	Baker Mayfield	19
4t.	Russell Wilson	19

**2018 NFL PASSING LEADERS:
YDS SINCE WEEK 9**

	Player	Yds
1.	Ben Roethlisberger	2,839
2.	Matt Ryan	2,589
3.	Patrick Mahomes	2,571
4.	Dak Prescott	2,468
5.	Andrew Luck	2,406
6.	Philip Rivers	2,300
7.	Nick Mullens	2,277
8.	Jared Goff	2,263
9.	Baker Mayfield	2,254
10.	Aaron Rodgers	2,159

**2018 NFL PASSING LEADERS:
RATE SINCE WEEK 9**

	Player	Rate
1.	Drew Brees	113.2
2.	Patrick Mahomes	112.4
3.	Russell Wilson	109.4
4.	Deshaun Watson	108.1
5.	Baker Mayfield	106.2



RB | 24 NICK CHUBB



IN THE NICK OF TIME

Rookie RB **Nick Chubb** ran with purpose in his debut season. The rookie rushed for 105 yards on three carries, including a 63-yard touchdown, at Oakland in Week 4. The score was the longest run by a Browns rookie since Lee Suggs (78t) in Week 17 of 2003 and was the third-longest run in the NFL this season. Chubb also became the first Browns rookie RB to eclipse the 100-yard rushing mark since Terrence West in Week 1 of 2014.

That was until Week 10 against Atlanta, when Chubb registered a career-high 176 rushing yards, including a 92-yard touchdown. The score became the longest in Browns history and the second longest by a rookie in NFL history, behind Pittsburgh's Bobby Gage in 1949 (97). He had 10 (eight rushing, two receiving) touchdowns on the season, with three of the scores coming from 40-plus yards (92, 63 and 41). Chubb became the first player since Doug Martin in 2012 with at least three rushing touchdowns of 40-plus yards in his first 10 career games.

2018 NFL RUSHING LEADERS: LONG ATT

Player	Lng
1. Derrick Henry	99
2. Lamar Miller	97
3. Nick Chubb	92
4. Adrian Peterson	90
5. Saquon Barkley	78
6. Isaiah Crowell	77
7. Kalen Ballage	75
8. Kerryon Johnson	71
9. Dalvin Cook	70
10t. Saquon Barkley	68
10t. Saquon Barkley	68

2018 NFL RUSHING LEADERS: LONG TD

Player	Lng
1. Derrick Henry	99
2. Lamar Miller	97
3. Nick Chubb	92
4. Adrian Peterson	90
5. Saquon Barkley	78
6. Isaiah Crowell	77
7. Kalen Ballage	75
8. Saquon Barkley	68
9. Matt Breida	66
10. Phillip Lindsay	65
11. Adrian Peterson	64
12. Nick Chubb	63

ALL-TIME BROWNS RUSHING LEADERS: LONG ATT

Player	Date	Lng
1. Nick Chubb	Nov. 11, 2018	92
2. Bobby Mitchell	Nov. 15, 1959	90

CHUBBA WUBBA HUBB

Chubb's career-high 176 rushing yards in Week 10 were also the fifth most by a Browns rookie in a single game.

ALL-TIME BROWNS RUSHING LEADERS: YDS IN A GAME (ROOKIE)

Player	Date	Yds
1. Jim Brown	Nov. 24, 1957	237
2. Earnest Byner	Dec. 16, 1984	188
3. Lee Suggs	Dec. 28, 2003	186
4. William Green	Dec. 29, 2002	178
5. Nick Chubb	Nov. 11, 2018	176

Adding three receptions for 33 yards and a touchdown on the day, Chubb's 209 scrimmage yards also became the third-most yards accrued by a Browns rookie in a single game.

ALL-TIME BROWNS LEADERS: SCRIM YDS IN A GAME (ROOKIE)

Player	Date	Scrim Yds
1. Jim Brown	Nov. 24, 1957	258
2. Earnest Byner	Dec. 16, 1984	219
3. Nick Chubb	Nov. 11, 2018	209
4. Kevin Mack	Oct. 6, 1985	200
5. William Green	Dec. 29, 2002	187

THE LONG HAUL

With three rushing touchdowns coming from at least 40 yards out (92, 63 and 41), Chubb became the first player to do so in a season since Adrian Peterson in 2015, first rookie since Doug Martin in 2012, first Brown since Leroy Kelly in 1966 and is the first Browns rookie to reach the mark.

New York Giants' rookie RB Saquon Barkley joined Chubb (78, 68, 51 and 50) in the category following Week 12.

HISTORY MAKER

According to Elias Sports, out of the 1,200-plus times an NFL player has rushed for 100 yards and two touchdowns in a game, Chubb's Week 4 performance made him the only one to do it in three carries or less.

TURNING AN INCH INTO A MILE

Needing just three carries to rush for over 100 yards, Chubb is the first player to do so since 2007 (Cordarrelle Patterson) and is just the fourth to ever accomplish the feat.

**ALL-TIME NFL RUSHING LEADERS:
100-YRD GAMES (3 OR LESS ATT)**

Player	Date	Att	Yds
Nick Chubb	Sept. 30, 2018	3	105
Cordarrelle Patterson	Sept. 7, 2007	3	102
Brian Mitchell	Oct. 1, 2000	2	105
Ken Carpenter	Sept. 24, 1950	3	100

AGE IS JUST A NUMBER

At 22 years and 277 days old in Week 4, Chubb became the youngest Brown since Jim Brown in 1958 (22 years, 272 days) to rush for over a 100 yards and score multiple touchdowns in a single game. He's also the youngest NFL player since Dallas' Ezekiel Elliott (22 years, 99 days) in 2017 to accomplish the feat and is the youngest rookie since Jacksonville's Leonard Fournette (22 years, 263 days) did so last year.

ABOVE-AVERAGE BACK

Chubb's 5.19 rushing average was not only seventh in the NFL, but his eight rushing touchdowns were third among all rookie backs this season and tied for 11th in the league.

2018 NFL RUSHING LEADERS: RUSH AVG (RB)

	Player	G	Att	Yds	Avg
1.	Aaron Jones	12	133	728	5.47
2.	Kerryon Johnson	10	118	641	5.43
3.	Phillip Lindsay	15	192	1037	5.40
4.	Matt Breida	14	153	814	5.32
5.	Gus Edwards	11	137	718	5.24
6.	Austin Ekeler	14	106	554	5.23
7.	Nick Chubb	16	192	996	5.19
8.	Melvin Gordon III	12	175	885	5.06
9t.	Christian McCaffrey	16	219	1098	5.01
9t.	Saquon Barkley	16	261	1307	5.01

2018 NFL RUSHING LEADERS: TD (RB)

	Player	TD
1.	Todd Gurley II	17
2.	Alvin Kamara	14
3t.	James Conner	12
3t.	Derrick Henry	12
5.	Saquon Barkley	11
6.	Melvin Gordon III	10
7t.	Chris Carson	9
7t.	Jordan Howard	9
7t.	Phillip Lindsay	9
7t.	Marlon Mack	9
11t.	Nick Chubb	8
11t.	Aaron Jones	8
11t.	Joe Mixon	8

2018 NFL ROOKIE RUSHING LEADERS: TD (RB)

	Player	TD
1.	Saquon Barkley	11
2.	Phillip Lindsay	9
3.	Nick Chubb	8

ANYTHING BUT AVERAGE

Chubb's 5.19 rushing average is the highest by a Browns RB in his rookie season (minimum of 150 attempts) since 1999 and is the seventh highest in league history in the same span.

**1999-2018 NFL RUSHING LEADERS:
AVG THROUGH FIRST 16 CAREER
GAMES (MIN. 150 ATT)**

	Player	Year	G	Att	Avg
1.	Adrian Peterson	2007	14	238	5.63
2.	Clinton Portis	2002	16	273	5.52
3.	DeMarco Murray	2011	13	164	5.47
4.	Phillip Lindsay	2018	15	192	5.40
5.	Ben Tate	2011	15	175	5.38
6.	Jordan Howard	2016	15	252	5.21
7.	Nick Chubb	2018	16	192	5.19
8.	Ryan Grant	2007	15	188	5.09
9.	Ezekiel Elliott	2016	15	322	5.07
10.	Jeremy Hill	2014	16	222	5.06

**1999-2018 BROWNS RUSHING LEADERS:
AVG THROUGH FIRST 16 CAREER
GAMES (MIN. 150 ATT)**

	Player	Year	G	Att	Avg
1.	Nick Chubb	2018	16	192	5.19
2.	Terrance West	2014	14	171	3.94
3.	William Green	2002	16	243	3.65
4.	Trent Richardson	2012	15	267	3.56
5.	Travis Prentice	2000	16	173	2.96
6.	James Jackson	2001	11	195	2.84

BIG-PLAY BACK

On just 192 rushing attempts, Chubb had the ninth-best mark in the league with 28 rushes for 10-plus yards.

2018 NFL RUSHING LEADERS: RUSH 10+ YDS

	Player	Att	10+
1.	Ezekiel Elliott	304	41
2.	Todd Gurley II	256	35
3.	Joe Mixon	237	34
4.	Chris Carson	247	33
5t.	Saquon Barkley	261	31
5t.	Christian McCaffrey	219	31
7t.	Derrick Henry	215	30
7t.	Phillip Lindsay	192	30
9.	Nick Chubb	192	28

GOING THE EXTRA MILE

Chubb established himself as one of the league's top big-play backs, tying for seventh in rushing touchdowns for 10-plus yards (three). Chubb's 11 carries for 20-plus yards tied for second in the NFL, while his three rushing scores of more than 20 yards also tied for second.

2018 NFL RUSHING LEADERS: TD (10+ YDS)

	Player	10+ TD
1.	Melvin Gordon III	6
2.	Saquon Barkley	5
3t.	Josh Allen	4
3t.	Todd Gurley II	4
3t.	Derrick Henry	4
3t.	Latavius Murray	4
7t.	Nick Chubb	3
7t.	Tevin Coleman	3
7t.	James Conner	3
7t.	Kenyan Drake	3
7t.	Ezekiel Elliott	3
7t.	Aaron Jones	3
7t.	Alvin Kamara	3
7t.	Phillip Lindsay	3

2018 NFL RUSHING LEADERS: RUSH (20+ YDS)

	Player	20+
1.	Saquon Barkley	16
2t.	Nick Chubb	11
2t.	Ezekiel Elliott	11
2t.	Todd Gurley II	11
2t.	Joe Mixon	11

2018 NFL RUSHING LEADERS: TD (20+ YDS)

	Player	20+ TD
1.	Saquon Barkley	4
2t.	Nick Chubb	3
2t.	Three Others	3

BREAKING ANKLES

With seven broken tackles on the year, Chubb tied for the NFL's No. 7 mark and posted the highest number by a Brown since Peyton Hillis broke 14 tackles in 2010.

2018 NFL RUSHING LEADERS: BROKEN TACKLES

	Player	Tot
1.	Ezekiel Elliott	10
2t.	Peyton Barber	9
2t.	Derrick Henry	9
4t.	Carlos Hyde	8
4t.	Mark Ingram	8
4t.	Dion Lewis	8
7t.	Nick Chubb	7
7t.	Chris Carson	7
7t.	Melvin Gordon III	7
7t.	Kareem Hunt	7
7t.	David Johnson	7
7t.	Adrian Peterson	7

BREAKING THE PLANE

Chubb's eight rushing scores tied for third most by a Browns rookie in a season.

ALL-TIME BROWNS ROOKIE RUSHING LEADERS: TD

	Player	Year	TD
1.	Trent Richardson	2012	11
2.	Jim Brown	1957	9
3t.	Nick Chubb	2018	8
3t.	Isaiah Crowell	2014	8
5t.	Ron Johnson	1969	7
5t.	Travis Prentice	2000	7
8t.	Maurice Bassett	1954	6
8t.	William Green	2002	6
8t.	Eric Metcalf	1989	6

NICKING AWAY

Chubb's go-ahead rushing touchdown in the fourth quarter of Week 14 marked his fifth-straight game with at least one rushing score, the first Brown to accomplish the feat since Greg Pruitt in 1975. On the season, Chubb's 10 total scores tied for the second most by a Browns rookie.

ALL-TIME BROWNS ROOKIE SCORING LEADERS: TD

	Player	Year	TD
1.	Trent Richardson	2012	12
2t.	Nick Chubb	2018	10
2t.	Jim Brown	1957	10
2t.	Kevin Mack	1985	10
2t.	Eric Metcalf	1989	10

RUSHING ROOKIE

Chubb's 996 rushing yards ranks first among Browns rookies in history.

ALL-TIME BROWNS ROOKIE RUSHING LEADERS: YDS

	Player	Year	Yds
1.	Nick Chubb	2018	996
2.	Trent Richardson	2012	950
3.	Jim Brown	1957	942
4.	William Green	2002	887
6.	Preston Carpenter	1956	756
7.	Terrance West	2014	673

HANDS AND FEET

Chubb rushed for 84 yards with a touchdown and had three catches for 44 yards and a score in the Browns' Week 12 victory.

After rushing for 176 yards with a touchdown and a touchdown catch in Week 10, Chubb is one of four rookies in NFL history with both a rushing and receiving touchdown in consecutive games, joining Kink Richards of the 1933 New York Giants, Rodney Culver of the 1992 Indianapolis Colts and Saquon Barkley of the 2018 New York Giants.

NICK IN NOVEMBER

Chubb finished the month of November with 345 rushing yards, three rushing touchdowns, 82 receiving yards and a pair of touchdown catches. His rushing total led the AFC and placed second in the NFL. Chubb also led all rookies in the category, despite the team only playing three games. His five total touchdowns also tied for the AFC standard and third in the league.

2018 NFL RUSHING LEADERS: YDS (NOVEMBER)

	Player	Yds
1.	Ezekiel Elliott	455
2.	Nick Chubb	345
3.	Melvin Gordon III	336
4.	Christian McCaffrey	334
5.	Aaron Jones	332

2018 NFL SCORING LEADERS: OVERALL TD (NOVEMBER)

	Player	TD
1.	Christian McCaffrey	7
2.	Alvin Kamara	6
3t.	Saquon Barkley	5
3t.	Nick Chubb	5
3t.	Eric Ebron	5
3t.	Leonard Fournette	5
3t.	Aaron Jones	5

7/11

In the last 11 weeks of the season, Chubb was one of four players in the league with 800-plus rushing yards and six-plus rushing touchdowns. He was also one of five players to have over 950 scrimmage yards and eight scrimmage touchdowns since Week 7.

2018 NFL RUSHING LEADERS: 800+ YDS AND 6+ TD (SINCE WEEK 7)

	Player	Yds	TD
	Nick Chubb	823	6
	Saquon Barkley	869	7
	Derrick Henry	819	12
	Joe Mixon	832	6

2018 NFL LEADERS: 950+ SCRIM YDS AND 8+ SCRIM TD (SINCE WEEK 7)

	Player	Yds	TD
	Nick Chubb	972	8
	Christian McCaffrey	1,378	12
	Saquon Barkley	1,217	9
	Julio Jones	970	8
	Todd Gurley II	961	10

Chubb has also been one of the NFL's top rushers in that span in several other fields.

2018 NFL RUSHING LEADERS: YDS (SINCE WEEK 7)

	Player	Yds
1.	Saquon Barkley	869
2.	Ezekiel Elliott	848
3.	Joe Mixon	832
4.	Nick Chubb	823

2018 NFL RUSHING LEADERS: YDS/G (SINCE WEEK 7)

	Player	Yds/G
1.	Ezekiel Elliott	94.2
2.	Chris Carson	88.8
3.	Saquon Barkley	86.9
4.	Joe Mixon	83.2
5.	Nick Chubb	82.3

2018 NFL RUSHING LEADERS: 1ST DOWNS (SINCE WEEK 7)

	Player	1st
1.	Chris Carson	48
2t.	Ezekiel Elliott	44
2t.	Joe Mixon	44
4.	Marlon Mack	43
5t.	Nick Chubb	42
5t.	Derrick Henry	42

2018 NFL LEADERS: SCRIM YDS (SINCE WEEK 7)

	Player	Yds
1.	Christian McCaffrey	1,378
2.	Ezekiel Elliott	1,249
3.	Saquon Barkley	1,217
4.	Mike Evans	1,040
5.	Joe Mixon	1,029
6.	Tyreek Hill	1,026
7.	T.Y. Hilton	976
8.	Nick Chubb	972
9.	Julio Jones	970
10.	Todd Gurley II	961

Chubb's 1,145 total scrimmage yards on the year rank third by a Browns rookie in club history.

ALL-TIME BROWNS ROOKIE LEADERS: SCRIM YDS

	Player	Year	Yds
1.	Kevin Mack	1985	1,401
2.	Trent Richardson	2012	1,317
3.	Nick Chubb	2018	1,145
4.	Eric Metcalf	1989	1,030
5.	William Green	2002	1,000



LB | 53 JOE SCHOBERT

SCHO OFF

With an interception and two fumble recoveries, LB Joe Schobert established a new career high with three total takeaways. His three takeaways, along with teammates DB Denzel Ward (three interceptions, two fumble recovery), DB Damarious Randall (four interceptions, one fumble recovery), DB Jabrill Peppers (one interception, two fumble recoveries) and LB Christian Kirksey (three interceptions, one fumble recovery) rank as some of the best takeaway totals in the NFL. Schobert's three takeaways also tied for eighth among all LBs, along with Kirksey.

2018 NFL DEFENSIVE LEADERS: TAKEAWAYS (LB)

	Player	Int	FR	Tot
1.	Matt Milano	3	3	6
2.	Alec Ogletree	5	0	5
3t.	Kiko Alonso	3	1	4
3t.	Mason Foster	2	2	4
3t.	Justin Houston	1	3	4
3t.	Darius Leonard	2	2	4
3t.	Von Miller	1	3	4
8t.	Joe Schobert	1	2	3
8t.	Christian Kirksey	2	1	3
8t.	11 Others			3

In all, the five Browns with three or more takeaways tied with the Houston Texans for the second-most players by any team in 2018. The New England Patriots and Chicago Bears led the NFL with six players each.

AIR RAID

Since the start of this season, Schobert is one of 17 NFL LBs who have collected six-plus pass breakups and at least one interception. He also tied for the 12th-most pass breakups among all LBs this season, despite missing three games.

2018 DEFENSIVE LEADERS: PD (LB)

Player	G	PD
1. Cory Littleton	16	13
2. Tremaine Edmunds	15	12
3. Bobby Wagner	15	11
4. Lorenzo Alexander	16	9
5t. Darius Leonard	15	8
5t. Alec Ogletree	13	8
7t. Todd Davis	16	7
7t. Eric Kendricks	14	7
7t. Benardrick McKinney	16	7
7t. Matt Milano	13	7
7t. Leighton Vander Esch	16	7
12t. Joe Schobert	13	6
12t. Nine Others		6

JUMPING ON THE BALL

Along with Ward and Peppers, Schobert recovered the seventh-most opponent fumbles on the year (two).

2018 DEFENSIVE LEADERS: FR

Player	G	FR
1. Allen Bailey	16	4
2t. Jadeveon Clowney	15	3
2t. Justin Houston	12	3
2t. Marshon Lattimore	16	3
2t. Matt Milano	13	3
2t. Von Miller	16	3
7t. Joe Schobert	13	2
7t. Denzel Ward	13	2
7t. Jabrill Peppers	16	2
7t. 32 Others		2

SCHO STOPPER

Since 2017, Schobert has been one of the NFL's toughest defenders to get past, totaling 245 tackles (tied for fourth).

2017-18 NFL DEFENSIVE LEADERS: TOT TACKLES

Player	G	Tack	Asst	Tot
1. Blake Martinez	32	185	101	286
2. Bobby Wagner	31	181	90	271
3. Luke Kuechly	31	167	88	255
4t. Joe Schobert	29	142	103	245
4t. Demario Davis	32	171	74	245



DB | **23 DAMARIOUS RANDALL**

TRIPLE THREAT

DB Damarious Randall has recorded at least three interceptions in each of his first four NFL seasons, making him just one of four active players to have done so.

**ALL-TIME NFL DEFENSIVE LEADERS:
3+ INT IN FIRST 4 SEASONS (ACTIVE)**

Player	Years
Damarious Randall	2015-18
Leon Hall	2007-10
Richard Sherman	2011-14
Marcus Peters	2015-18

Additionally, Randall and Peters are the only current players to have three or more interceptions a season from 2015-18. He also tied for the second-most seasons since 2015 (two) with four-plus interceptions.

QUICK TO PICK

With 14 career interceptions in 45 career starts, Randall ranks No. 2 in picks among active players who have started 45 or fewer career contests.

**NFL DEFENSIVE LEADERS: INT IN 45 OR
FEWER STARTS (ACTIVE)**

Player	GS	Int
1. Duron Harmon	21	15
2. Damarious Randall	45	14
3. Kevin Byard	39	12

Randall's 14 picks rank tied for fourth since 2015, despite playing fewer games than most of the defenders.

2015-18 NFL DEFENSIVE LEADERS: INT (ACTIVE)

	Player	G	Int
1.	Marcus Peters	61	22
2.	Reggie Nelson	59	16
3.	Darius Slay	60	15
4t.	Damarious Randall	54	14
4t.	Trumaine Johnson	54	14
6t.	Ha Ha Clinton-Dix	64	13
6t.	Micah Hyde	62	13
8t.	Mike Adams	60	12
8t.	Kevin Byard	48	12
8t.	Stephon Gilmore	56	12
8t.	Andre Hal	55	12
8t.	Duron Harmon	64	12
8t.	Earl Thomas	45	12

PASS BREAKERS

Along with 24 others, Randall and teammate Ward were the only NFL players to accrue at least nine pass breakups and three picks in 2018. Additionally, Randall and Ward are just the 33rd and 34th Browns to have done so in a season and are just the 10th pair of teammates to accomplish the feat in the same season.

PICK OF THE LITTER

The Browns had a combination of 11 defenders (Randall, Ward, Kirksey, Schobert, Peppers, LB **Jamie Collins Sr.**, DB **E.J. Gaines**, DB **Terrance Mitchell**, DB **Derrick Kindred**, DB **T.J. Carrie** and former DB **Denzel Rice**) who picked off at least one pass in 2018, tying for the second-best total in the NFL.

2018 NFL TEAM LEADERS: PLAYERS WITH AN INT

	Player	Tot
1.	Denver	12
2t.	Indianapolis	11
2t.	Cleveland	11
2t.	Chicago	11
5t.	New England	10
5t.	L.A. Rams	10
5t.	Kansas City	10
8t.	L.A. Chargers	9
8t.	Baltimore	9

RANDALL TIME

In the AFC, Randall's four interceptions in 2018 tied for third, while they ranked tied for seventh in the NFL. Randall became the first Brown to pick off a QB at least four times in a season since 2014.



DB | **21 DENZEL WARD**



THE WARDEN

Making his NFL debut in Week 1 of 2018, rookie DB **Denzel Ward** recorded two interceptions. Ward became the fourth-youngest player (21 years, 134 days) in NFL history with a pair of interceptions in a game. He joined Clarence Scott (Sept. 19, 1971) as the only Browns rookies to record two interceptions in their NFL debut. He's the first Browns rookie to record two interceptions in a game since T.J. Ward on Nov. 21, 2010 and the first Brown to record two interceptions in a game since Joe Haden on Sept. 18, 2016. Additionally, he became the first rookie to record multiple interceptions in a season-opening game since Indianapolis' Eugene Daniel on Sept. 2, 1984 against the Jets.

Ward's three interceptions on the year tied him for the 18th-most picks in the league, behind Randall, and tied for the ninth most in the AFC.

2018 AFC DEFENSIVE LEADERS: INT

	Player	Int
1.	Xavien Howard	7
2.	Shawn Williams	5
3t.	Damarious Randall	4
3t.	Kevin Byard	4
3t.	Duron Harmon	4
3t.	Trumaine Johnson	4
3t.	Stephon Gilmore	4
3t.	Jordan Poyer	4
9t.	Denzel Ward	3
9t.	19 Others	3

QUICK LEARNER

Among the NFL's rookie and first-year defenders, Ward posted some of the group's best numbers.

2018 NFL FIRST-YEAR LEADERS: INT

Player	G	Int
1. Donte Jackson	16	4
2t. Denzel Ward	13	3
2t. Derwin James	16	3
2t. J.C. Jackson	13	3
2t. Justin Reid	16	3
2t. Jessie Bates	16	3

2018 NFL FIRST-YEAR LEADERS: PD

Player	G	PD
1. Derwin James	16	13
2. Tremaine Edmunds	15	12
3t. Denzel Ward	13	11
3t. Jaire Alexander	13	11
5t. Josh Jackson	16	10
5t. Justin Reid	16	10
7t. Minkah Fitzpatrick	16	9
7t. Donte Jackson	16	9

2018 NFL FIRST-YEAR LEADERS: FF

Player	G	FF
1. Darius Leonard	14	4
2. Tre Flowers	14	3
3t. Bilal Nichols	13	2
3t. Tony Brown	10	2
3t. Tremaine Edmunds	13	2
3t. Sharif Finch	14	2
3t. Da'Shawn Hand	13	2
3t. Bradley Chubb	14	2
3t. Jacob Martin	16	2
10t. Denzel Ward	13	1
10t. Genard Avery	15	1
10t. 31 Others		1

2018 NFL FIRST-YEAR LEADERS: OPP FR

Player	G	FR
1t. Denzel Ward	13	2
1t. Darius Leonard	15	2
1t. Breeland Speaks	16	2
1t. Justin Reid	16	2
5t. Genard Avery	16	1
5t. 22 Others		1



RB | **29 DUKE JOHNSON JR.**

CAN'T TOUCH THIS

Since entering the league in 2015, RB Duke Johnson Jr.'s 6.5 scrimmage yards per touch average is the league's third-best mark among all RBs.

2015-18 NFL RB SCRIM. YPT LEADERS

Player	Touches	Scrim Yards	ScrimYds /Touch
1. James White	441	2,959	6.7
2. Alvin Kamara	476	3,146	6.6
3. Duke Johnson Jr.	534	3,456	6.5
4. Christian McCaffrey	523	3,051	5.8
5t. Theo Riddick	506	2,843	5.6
5t. Kareem Hunt	532	2,984	5.6
7. Giovani Bernard	572	3,151	5.5
8t. Tevin Coleman	620	3,350	5.4
8t. David Johnson	859	4,632	5.4
8t. Bilal Powell	598	3,206	5.4

TOP OF THE CLASS

Dating back to his rookie season in 2015, Johnson Jr. has held a top-three spot in receptions (235) and receiving yards (2,170) among the league's RBs. He's one of only two RBs in the NFL with 2,000-plus receiving yards since that time and his 235 career receptions are the most by a Brown through their first four years.

2015-18 NFL RECEIVING LEADERS: YDS (RB)

Player	G	Yds
1. Duke Johnson Jr.	64	2,170
2. James White	60	2,141
3. Theo Riddick	56	1,896

2015-18 NFL RECEIVING LEADERS: REC (RB)

	Player	G	Rec
1.	Theo Riddick	56	247
2.	James White	60	243
3.	Duke Johnson Jr.	64	235

THE DUKE OF 3RD DOWNS

In third-down receiving, Johnson Jr. has an NFL-best 91 catches by an RB since 2015.

2015-18 NFL RECEIVING LEADERS: 3RD-DOWN REC (RB)

	Player	G	Tgt	Rec
1.	Duke Johnson Jr.	64	116	91
2.	James White	60	101	69
3.	T.J. Yeldon	51	74	57
4.	Chris Thompson	49	78	56
5.	Bilal Powell	49	79	52
6.	Theo Riddick	56	68	50
7.	Ezekiel Elliott	40	55	49

NOT YOUR AVERAGE RUNNING BACK

With 1,741 receiving yards through his first three NFL seasons (2015-17), Johnson Jr. hauled in the most receiving yards by an NFL RB in the category since 1999, ahead of LaDainian Tomlinson with 1,581 (2001-03) and Reggie Bush with 1,537 (2006-08). Following his fourth season in 2018, Johnson Jr. ranks second among all RBs in their first four years (2014-18) in receiving yards since 1999 with 2,170.

MOST REC YDS BY AN NFL RB IN FIRST FOUR SEASONS (SINCE 1999)

	Player	Years	Rec Yds
1.	Ray Rice	2008-11	2,235
2.	Duke Johnson Jr.	2015-18	2,170
3.	LaDainian Tomlinson	2001-04	2,022

CATCHING HISTORY

Following his 429 receiving yards in 2018, Johnson Jr. joined Herschel Walker, Marcus Allen, Roger Craig, Marshall Faulk, Matt Forte and Abner Haynes as the only NFL RBs ever to record 400 receiving yards in each of their first four seasons.

SOFT HANDS

Johnson Jr.'s 174 receptions are the third most by an RB over the last three seasons (2016-18), trailing only New England's James White (203) and Carolina's Christian McCaffrey (187). However, Johnson Jr. has posted a 9.4 receiving average, compared to White's 8.5 and McCaffrey's 8.1.

CATCHING 50s

Since 1999, Johnson Jr.'s total of 16 games with at least 50 receiving yards are the most by a Browns RB and are tied for fifth among all active RBs, despite only playing 64 career games.

GAMES WITH 50+ REC YDS (ACTIVE RB)

	Player	G	No.
1.	Darren Sproles	177	26
2.	Le'Veon Bell	62	24
3.	James White	63	18
4.	Frank Gore	210	17
5t.	Duke Johnson Jr.	64	16
5t.	LeSean McCoy	147	16

CATCH AND RUN

Since 2017, Johnson Jr. is among the NFL's top players in yards after catch (minimum of 70 receptions), registering 1,022.

2017-18 RECEIVING LEADERS: YDS AFTER CATCH (MIN. 70 REC)

	Player	Rec	Yds	YAC
1.	Christian McCaffrey	187	1,518	1,478
2.	Todd Gurley II	123	1,368	1,400
3.	Alvin Kamara	162	1,535	1,359
4.	George Kittle	131	1,892	1,162
5.	Golden Tate	166	1,798	1,069
6.	James White	143	1,180	1,043
7.	Melvin Gordon III	108	966	1,040
8.	JuJu Smith-Schuster	169	2,343	1,023
9.	Duke Johnson Jr.	121	1,122	1,022
10.	Travis Kelce	186	2,374	1,013

MOVING CHAINS

Since being drafted in 2015, Johnson Jr. trails only White (108) among RBs in first-down receptions with 103.

2015-18 NFL RECEIVING LEADERS: 1ST-DOWN REC (RB)

	Player	Rec	1st
1.	James White	243	108
2.	Duke Johnson Jr.	235	103
3t.	David Johnson	172	88
3t.	Theo Riddick	247	88

FIRST-TIMER

Johnson Jr.'s 47 catches have made him just one of eight RBs in history to record at least 45 receptions in each of their first four years. He joined Reggie Bush, James Jones, James Wilder, Craig, Faulk, Forte and Tomlinson.

It's the first time it's been done by an RB since Bush from 2006-09.



TE | 85 DAVID NJOKU

GO LONG

Since 2017, TE **David Njoku** has caught nine passes for 25-plus yards. The total ranks seventh among all TEs during that span. He's also fourth on the Browns all-time list (since 1999) in the same category.

**1999-2018 BROWNS RECEIVING LEADERS:
25+ YDS REC (TE)**

	Player	Years	G	Tgt	Rec	25+
1.	Gary Barnidge	2013-16	61	250	160	16
2.	Kellen Winslow	2004-08	44	361	219	13
3.	Jordan Cameron	2011-14	47	219	130	11
4.	David Njoku	2017-18	32	148	88	9

**2017-18 NFL RECEIVING LEADERS:
25+ YDS REC (TE)**

	Player	G	Tgt	Rec	25+
1.	Travis Kelce	31	272	186	22
2t.	Rob Gronkowski	27	177	116	17
2t.	George Kittle	31	199	131	17
4.	Jared Cook	32	187	122	15
5.	Evan Engram	26	179	109	14
6.	Vernon Davis	30	105	68	10
7.	David Njoku	32	148	88	9
8t.	Eric Ebron	32	196	119	8
8t.	Jimmy Graham	32	185	112	8
10t.	Zach Ertz	30	266	190	7
10t.	O.J. Howard	24	87	60	7
10t.	Ricky Seals-Jones	25	97	46	7

CHIEF SLAM

Njoku caught four touchdown passes in 2018, tying him for second on the team. His eight career receiving touchdowns are now the second most by a Browns TE in his first two seasons.

**ALL-TIME BROWNS RECEIVING LEADERS:
TD IN FIRST TWO YEARS (TE)**

	Player	Years	TD
1.	Ozzie Newsome	1978-79	11
2.	David Njoku	2017-18	8
3.	Oscar Roan	1975-76	7

A STREAK OF GENIUS

Njoku caught at least four receptions for 50 yards in Weeks 4-7, tied for the fifth-longest streak in Browns annals. The streak was also tied for the 10th longest that was active when it ended.

FIGHTING FOR 50

Njoku has registered at least 50 receiving yards in 10 career contests for the highest total by a Browns TE in his first two seasons. His eight games this season with 50 receiving yards are No. 5 for the most by a Browns TE since 1999. The eight games also tied for fourth among all NFL TEs in 2018.

**1999-2018 BROWNS SINGLE-SEASON
RECEIVING LEADERS: GAMES WITH
50+ REC YDS (TE)**

	Player	Year	Tot
1t.	Gary Barnidge	2015	10
1t.	Kellen Winslow	2007	10
3t.	Jordan Cameron	2013	9
3t.	Kellen Winslow	2006	9
5.	David Njoku	2018	8
6.	Ben Watson	2010	7
7.	Gary Barnidge	2016	5

**2018 NFL RECEIVING LEADERS:
GAMES WITH 50+ REC YDS (TE)**

	Player	Tot
1.	Travis Kelce	14
2.	George Kittle	13
3.	Zach Ertz	9
4t.	David Njoku	8
4t.	O.J. Howard	8
6t.	Jared Cook	6
6t.	Eric Ebron	6
6t.	Evan Engram	6
6t.	Rob Gronkowski	6



DL | **90 EMMANUEL OGBAH**

BATTING AWAY

Despite only appearing in 24 games since 2017, DL **Emmanuel Ogbah's** 14 passes defended rank third during that time among all DL and his eight on the year ranked tied for first in the NFL.

2017-18 NFL DEFENSIVE LEADERS: PD (DL)

Player	G	PD
1. Cameron Jordan	32	17
2. Carlos Dunlap	32	15
3. Emmanuel Ogbah	24	14
4. Chris Jones	32	12
5. Adam Gotsis	32	10
6. Kony Ealy	18	9
7t. Denico Autry	28	8
7t. DeForest Buckner	32	8
7t. Abry Jones	30	8

2018 NFL DEFENSIVE LEADERS: PD (DL)

Player	G	PD
1t. Emmanuel Ogbah	14	8
1t. Carlos Dunlap	16	8
3t. Adam Gotsis	16	6
3t. Cameron Jordan	16	6
3t. Julius Peppers	16	6
3t. Derek Wolfe	16	6
7t. Akiem Hicks	16	5
7t. Chris Jones	16	5
7t. Shaq Lawson	14	5
7t. Chris Wormley	16	5

Since 1994, Ogbah ranks third on the list of Browns DL who have registered the most passes defended, despite playing in one of the fewest amount of games.

1994-2018 BROWNS DEFENSIVE LEADERS: PD (DL)

Player	Years	G	PD
1. Orpheus Roye	2000-07	113	32
2. Courtney Brown	2000-04	47	22
3. Emmanuel Ogbah	2016-18	40	17
4t. Kenard Lang	2002-05	62	12
4t. Jabaal Sheard	2011-14	61	12

A SAFE BET

At Pittsburgh in Week 8, DB **Derrick Kindred** recorded his second career interception and forced a Steelers fumble. The marks made him just one of six safeties in the NFL this season to register a pick and force a fumble in the same contest.

Player	Week	Int	FF
Derrick Kindred	Week 8	1	1
Marcus Maye	Week 5	1	1
Shawn Williams	Week 2	1	1
Mike Mitchell	Week 7	1	1
Damontae Kazee	Week 6	1	1
Malcolm Jenkins	Week 12	1	1

Moreover, Kindred was one of just 18 overall players to accomplish the feat in 2018.

NO PTO

The Browns currently have three active players in Johnson Jr., Landry and P Britton Colquitt, who have all played some of the most consecutive regular season games at their respective positions across the NFL. Johnson Jr. ranks second among all active RBs with 64 games, Landry places third at the WR spot with 80 and Colquitt's 145 games are fourth most by a specialist.

MONEY MITCH

Among active DBs who have appeared in 45 career games or less, DB **Terrance Mitchell** ties for the sixth-most interceptions (six) and is tied for second with 33 pass breakups.

PEP IT UP

In Week 15, DB **Jabrill Peppers** recorded his first interception of the season and first sack of his career to help the seal the Browns' triumph over the Broncos. Peppers became the first Brown since 2016 to drop a QB and intercept a pass in the same contest.



QB | 5 TYROD TAYLOR

T-MOBILE

Two-time Pro Bowl QB **Tyrod Taylor** has 1,700 rushing yards since 2015, which is third best among all NFL QBs during that span and is the most in the AFC. For his career, Taylor has carried the ball for 1,788 yards and ranks ninth among AFC QBs on the NFL's all-time rushing yards list.

2015-18 NFL RUSHING LEADERS: QB

	Player	Team	Total
1.	Cam Newton	Carolina	2,237
2.	Russell Wilson	Seattle	1,774
3.	Tyrod Taylor	Cleveland	1,700

AFC QB ALL-TIME RUSHING LEADERS

	Player	Years	Total
1.	Steve McNair	1995-2007(13)	3,590
2.	John Elway	1983-1998(16)	3,407
3.	Kordell Stewart	1995-2005(10)	2,584
4.	Terry Bradshaw	1970-1983(14)	2,257
5.	Ken Anderson	1971-1986(16)	2,220
6.	Mark Brunell	1995-2011(11)	2,219
7.	Steve Grogan	1975-1990(16)	2,176
8.	Ryan Fitzpatrick	2007-2016(10)	1,935
9.	Tyrod Taylor	2011-2018(8)	1,836
10.	David Garrard	2002-2010(9)	1,746

TOUCHDOWN TYROD

Taylor is also one of only five active QBs with 50 passing touchdowns and 10 rushing touchdowns since 2015, along with Cam Newton, Kirk Cousins, Marcus Mariota and Dak Prescott. He, Newton and Russell Wilson are also the only two players in the NFL to register a minimum of 8,000 passing yards and 1,500 rushing yards in that span.

TOUGH TO TAKE FROM TY

Taylor's career interception percentage of 1.5 (min. of 1,200 attempts) is tied for an all-time low in NFL history.

ALL-TIME NFL PASSING LEADERS: INT PCT

	Player	Att	Int	Int Pct
1t.	Tyrod Taylor	1,356	20	1.5
1t.	Aaron Rodgers	5,492	80	1.5
3.	Dak Prescott	1,475	25	1.7
4t.	Colin Kaepernick	1,692	30	1.8
4t.	Tom Brady	9,375	171	1.8

RUNAWAY

Since 2015, Taylor ranks third in the league in rushing touchdowns by a QB.

2015-18 NFL RUSHING LEADERS: TD (QB)

	Player	G	Att	TD
1.	Cam Newton	61	462	25
2.	Dak Prescott	48	189	18
3.	Tyrod Taylor	48	299	15
4.	Kirk Cousins	64	153	14
5.	Marcus Mariota	56	218	11

RUNNING RAMPANT

Taylor's 125 rushing yards in his three 2018 starts (Weeks 1-3) were the second most during that span by a QB.

T-NOT-SO-SQUARED

Taylor's active streak of 45 consecutive games played without throwing multiple interceptions is an all-time NFL best by a QB.

RIGHT ON THE T-MONEY

Since 2015, Taylor has the fewest interceptions (18) by a QB who's started 30-plus games.

2015-18 NFL PASSING LEADERS: INT (30+ STARTS)

	Player	G	GS	Int
1.	Tyrod Taylor	48	46	18
2t.	Aaron Rodgers	55	55	23
2t.	Sam Bradford	34	34	23

A BRIT-TON OF PUNTING YARDS

P **Britton Colquitt** posted 3,767 punting yards in 2018, the league's fourth-best total.

2018 NFL PUNTING LEADERS: YDS

	Player	Punts	Yds
1.	Andy Lee	94	4,568
2.	Matt Haack	87	3,884
3.	Logan Cooke	86	3,872
4.	Britton Colquitt	83	3,767

BRIT-IN 20

Additionally, Colquitt tied for the league's sixth-best number of punts inside the 20-yard line (32).

2018 NFL PUNTING LEADERS: IN 20

	Player	Punts	In 20
1.	Tress Way	79	41
2.	Brett Kern	74	39
3.	Logan Cooke	86	37
4.	Trevor Daniel	74	36
5.	Matt Haack	87	35
6t.	Britton Colquitt	83	32
6t.	Andy Lee	94	32
6t.	Sam Martin	74	32

Colquitt's 32 punts inside the 20-yard line also tied for most in a season by a Brown.

ALL-TIME BROWNS SINGLE-SEASON PUNTING LEADERS: IN 20

	Player	Year	In 20
1t.	Britton Colquitt	2018	32
1t.	Brad Maynard	2011	32
1t.	Bryan Wagner	1989	32

THROUGH THE UPRIGHTS

Rookie K **Greg Joseph** was 17 of 20 on field goal attempts this season, with his 17 field goals made placing first by a Browns rookie. He also accrued the most points by a Browns rookie in a season with 76.

ALL-TIME BROWNS ROOKIE KICKING LEADERS: FGM

	Player	Year	FGM
1.	Greg Joseph	2018	17
2.	Zane Gonzalez	2017	15
3.	Jerry Kauric	1990	14

2018 AWARDS/HONORS

OL Joel Bitonio

- 2018 Art Rooney Sportsmanship Award Team Nominee
- Associated Press All-Pro Selection (Second Team)
- Cleveland PFWA Dino Lucarelli 'Good Guy Award'

RB Nick Chubb

- Pepsi NFL Rookie of the Week (Week 4)
- Pepsi NFL Rookie of the Week (Week 10)
- FedEx Ground NFL Player of the Week (Week 10)
- Pepsi NFL Rookie of the Year Finalist

DL Myles Garrett

- 2018 Pro Bowl Selection
- Associated Press All-Pro Selection (Second Team)

LB Christian Kirksey

- 2018 Walter Payton NFL Man of the Year Team Nominee

QB Baker Mayfield

- Maurice Bassett Award (most outstanding rookie in training camp as voted by local media)
- Cleveland PFWA Joe Thomas Award (Team MVP)
- Pepsi NFL Rookie of the Year Finalist
- Pepsi NFL Rookie of the Week (Week 3)
- Pepsi NFL Rookie of the Week (Week 7)
- Pepsi NFL Rookie of the Week (Week 9)
- Pepsi NFL Rookie of the Week (Week 12)
- NFL Rookie of the Month (November)
- Pepsi NFL Rookie of the Week (Week 14)
- Pepsi NFL Rookie of the Week (Week 16)
- AFC Offensive Player of the Week (Week 16)
- Pepsi NFL Rookie of the Week (Week 17)

DB Terrance Mitchell

- 2018 Ed Block Courage Award Recipient

Former OL Joe Thomas

- 2018 Salute to Service Team Nominee

DB Denzel Ward

- Pepsi NFL Rookie of the Week (Week 1)
- Pepsi NFL Rookie of the Week (Week 5)
- AFC Special Teams Player of the Week (Week 5)
- 2018 Pro Bowl Selection

NO	NAME	POS	HT	WT	DOB	AGE	EXP	COLLEGE	HOMETOWN	HOW ACO	GP/GS/DNP/IA
52	Armstrong, Ray-Ray	LB	6-3	220	3/5/91	27	6	Miami (Fla.)	Sanford, Fla.	FA - '18	15/1/0/0*
55	Avery, Genard	LB	6-0	250	4/26/95	23	R	Memphis	Grenada, Miss.	D5 - '18	16/5/0/0
75	Bitonio, Joel	OL	6-4	305	10/11/91	27	5	Nevada	Long Beach, Calif.	D2 - '14	16/16/0/0
20	Boddy-Calhoun, Brian	DB	5-9	193	1/21/93	25	3	Minnesota	Wilmington, Del.	W (Jac.) - '16	16/8/0/0
31	Burriss, Justin	DB	6-0	212	8/4/93	25	3	North Carolina State	Raleigh, N.C.	FA - '18	8/0/0/6*
11	Callaway, Antonio	WR	5-11	200	1/9/97	22	R	Florida	Miami, Fla.	D4 - '18	16/11/0/0
38	Carrie, T.J.	DB	6-0	204	7/28/90	28	5	Ohio	Antioch, Calif.	UFA (Oak.) - '18	16/8/0/0
24	Chubb, Nick	RB	5-11	227	12/27/95	23	R	Georgia	Cedartown, Ga.	D2b - '18	16/9/0/0
93	Coley, Trevon	DL	6-1	310	7/13/94	24	2	Florida Atlantic	Miami, Fla.	FA - '17	16/14/0/0
51	Collins Sr., Jamie	LB	6-3	250	10/20/89	29	6	Southern Mississippi	McCall Creek, Miss.	Tr. (N.E.) - '16	16/16/0/0
4	Colquitt, Britton	P	6-3	210	3/20/85	33	9	Tennessee	Knoxville, Tenn.	FA - '16	16/0/0/0
63	Corbett, Austin	OL	6-4	306	9/5/95	23	R	Nevada	Sparks, Nev.	D2a - '18	11/1/0/5
94	Davis, Carl	DL	6-5	320	3/2/92	26	4	Iowa	Sterling Heights, Mich.	W (Balt.) - '18	5/0/1/10
87	DeValve, Seth	TE	6-3	245	1/29/93	25	3	Princeton	Manchester, Conn.	D4d - '16	13/4/0/3
88	Fells, Darren	TE	6-7	270	4/22/86	32	5	California-Irvine	Fullerton, Calif.	UFA (Det.) - '18	16/11/0/0
33	Gaines, Phillip	DB	6-0	193	4/4/91	27	5	Rice	Concord, Mass.	W (Buf.) - '18	11/6/0/5*
95	Garrett, Myles	DL	6-4	272	12/29/95	23	2	Texas A&M	Arlington, Texas	D1a - '17	16/16/0/0
69	Harrison, Desmond	OL	6-6	295	10/8/93	25	R	West Georgia	Houston, Texas	FA - '18	8/8/0/8
81	Higgins, Rashard	WR	6-1	198	10/7/94	24	3	Colorado State	Dallas, Texas	D5c - '16	13/1/0/3
25	Hilliard, Dontrell	RB	5-11	202	2/26/95	23	R	Tulane	Baton Rouge, La.	FA - '18	11/0/0/0
59	Hines, D'Juan	LB	6-1	235	9/13/93	25	R	Houston	Houston, Texas	FA - '18	13/0/0/0
74	Hubbard, Chris	OL	6-4	295	4/23/91	27	5	UAB	Columbus, Ga.	UFA (Pit.) - '18	16/16/0/0
47	Hughlett, Charley	LS	6-4	248	5/16/90	28	4	Central Florida	Tampa, Fla.	FA - '14	16/0/0/0
12	Jackson, Blake	WR	5-10	200	3/7/94	24	1	Mary Hardin-Baylor	Houston, Texas	FA - '18	0/0/0/1
29	Johnson Jr., Duke	RB	5-9	210	9/23/93	25	4	Miami (Fla.)	Miami, Fla.	D3a - '15	16/2/0/0
17	Joseph, Greg	K	6-0	208	8/4/94	24	R	Florida Atlantic	Johannesburg South Africa	FA - '18	14/0/0/0
68	Kalis, Kyle	OL	6-4	306	12/21/93	25	1	Michigan	Lakewood, Ohio	FA - '18	3/0/0/2
26	Kindred, Derrick	DB	5-10	210	12/15/93	25	3	Texas Christian	San Antonio, Texas	D4c - '16	16/2/0/0
80	Landry, Jarvis	WR	5-11	196	11/28/92	26	5	Louisiana State	Metairie, La.	Tr. (Mia.) - '18	17/14/0/0
39	Mitchell, Terrance	DB	5-11	191	5/17/92	26	5	Oregon	Sacramento, Calif.	UFA (K.C.) - '18	8/7/0/0
6	Mayfield, Baker	QB	6-1	215	4/14/95	23	R	Oklahoma	Austin, Texas	D1a - '18	14/13/2/0
85	Njoku, David	TE	6-4	246	7/10/96	22	2	Miami (Fla.)	Cedar Grove, N.J.	D1c - '17	16/14/0/0
90	Ogbah, Emmanuel	DL	6-4	275	11/6/93	25	3	Oklahoma State	Lagos, Nigeria	D2 - '16	14/14/0/2
65	Ogunjobi, Larry	DL	6-3	305	6/3/94	24	2	Charlotte	Greensboro, N.C.	D3 - '17	16/16/0/0
22	Peppers, Jabrill	DB	5-11	213	10/4/95	23	2	Michigan	East Orange, N.J.	D1b - '17	16/16/0/0
19	Perriman, Breshad	WR	6-2	211	9/10/93	25	4	UCF	Lithonia, Ga.	FA - '18	10/2/0/1
91	Price, Brian	DL	6-3	322	6/24/94	24	2	Texas-San Antonio	Lafayette, Ind.	FA - '18	13/1/0/1*
23	Randall, Damarious	DB	5-11	196	8/29/92	26	4	Arizona State	Pensacola, Fla.	Tr. (G.B.) - '18	15/5/0/1
18	Ratley, Damion	WR	6-2	200	4/16/95	23	R	Texas A&M	Yoakum, Texas	D6a - '18	13/3/0/3
78	Robinson, Greg	OL	6-5	330	10/21/92	26	5	Auburn	Thibodaux, La.	FA - '18	16/8/0/0
53	Schobert, Joe	LB	6-1	245	11/6/93	25	3	Wisconsin	Waukesha, Wis.	D4a - '16	13/13/0/3
50	Smith, Chris	DL	6-1	266	2/11/92	26	5	Arkansas	Mount Ulla, N.C.	UFA (Cin.) - '18	16/2/0/0
9	Stanton, Drew	QB	6-3	226	5/7/84	34	12	Michigan State	Farmington Hills, Mich.	UFA (Arz.) - '18	0/0/1/15
5	Taylor, Tyrod	QB	6-1	217	8/3/89	29	8	Virginia Tech	Hampton, Va.	Tr. (Buf.) - '18	4/3/11/1
92	Thomas, Chad	DL	6-5	278	10/12/95	23	R	Miami (Fla.)	Miami, Fla.	D3 - '18	4/0/3/9
27	Thomas, Tavierre	DB	5-10	205	3/11/96	22	R	Ferris State	Detroit, Mich.	W (Arz.) - '18	13/0/0/3
64	Tretter, JC	OL	6-4	307	2/12/91	27	6	Cornell	Akron, N.Y.	UFA (G.B.) - '17	16/16/0/0
21	Ward, Denzel	DB	5-11	190	4/28/97	21	R	Ohio State	Macedonia, Ohio	D1b - '18	13/12/0/3
71	Watford, Earl	OL	6-3	300	6/24/90	28	5	James Madison	Philadelphia, Pa.	FA - '18	13/0/1/2
35	Whitehead, Jermaine	DB	5-11	195	3/12/93	25	3	Auburn	Greenwood, Miss.	W (G.B.) - '18	13/2/0/1*
56	Woodson-Luster, Xavier	LB	6-1	220	8/6/95	23	2	Arkansas State	Eufaula, Ala.	FA - '18	4/0/0/0
70	Zeitler, Kevin	OL	6-4	315	3/8/90	28	7	Wisconsin	Waukesha, Wis.	UFA (Cin.) - '17	16/16/0/0
97	Zettel, Anthony	DL	6-4	275	8/9/92	26	3	Penn State	Tawas City, Mich.	W (Det.) - '18	15/0/0/1
Reserve/Injured (10):											
86	Brown, Pharaoh (shoulder, 12/8)	TE	6-6	258	5/4/94	24	1	Oregon	Lyndhurst, Ohio	FA - '18	0/0/0/5
82	Charles, Orson (ankle, 12/13)	TE	6-3	257	1/27/91	27	3	Georgia	Tampa, Fla.	FA - '18	13/2/0/0
28	Gaines, E.J. (concussion, 11/7)	DB	5-10	191	2/23/92	26	5	Missouri	Independence, Mo.	UFA (Buf.) - '18	6/2/0/3
91	Jones, Lenny (concussion, 8/31)	DL	6-2	256	8/8/91	27	1	Nevada	Oakland, Calif.	FA - '18	0/0/0/0
58	Kirksey, Christian (hamstring, 11/7)	LB	6-2	235	8/31/92	26	5	Iowa	St. Louis, Mo.	D3a - '14	7/7/0/2
15	Louis, Ricardo (neck, 7/26)	WR	6-2	215	3/23/94	24	3	Auburn	Miami, Fla.	D4b - '16	0/0/0/0
13	Streater, Rod (neck, 10/16)	WR	6-2	195	2/9/88	30	6	Temple	Burlington, N.J.	FA - '18	3/0/0/1
54	Vallejo, Tanner (hamstring, 12/28)	LB	6-1	230	12/16/94	24	2	Boise State	Penn Valley, Calif.	W (Buf.) - '18	13/1/0/2
84	Willies, Derrick (collarbone, 10/13)	WR	6-4	207	10/17/94	24	R	Texas Tech	San Bernardino, Calif.	FA - '18	5/0/0/0
24	Wilson, Howard (knee, 6/13)	DB	6-1	184	10/30/95	23	1	Houston	DeSoto, Texas	D4 - '17	0/0/0/0
Practice Squad (10):											
62	Eldrenkamp, Jason	OL	6-5	305	3/4/94	24	1	Washington	Medina, Wash.	FA - '18	0/0/0/0
79	Friend, Kyle	OL	6-2	305	4/3/94	24	1	Temple	Harrisburg, Pa.	FA - '18	0/0/0/0
61	Gentry, Mason	OL	6-6	300	2/24/94	24	R	Southern Methodist	Plano, Texas	FA - '18	0/0/0/0
99	Lawrence, Devaroe	DL	6-2	295	10/13/92	26	1	Auburn	Greenville, S.C.	FA - '18	1/0/0/3
42	Mays, Devante	RB	5-11	237	5/26/94	24	2	Utah State	Livingston, Texas	FA - '18	0/0/0/0
41	Pipkins, Lenzy	DB	6-0	196	11/7/93	25	2	Oklahoma State	Arlington, Texas	FA - '18	3/1/0/3*
40	Sankoh, Tigie#	DB	5-11	214	11/4/97	21	R	Greenwich	London, England	FA - '18	0/0/0/0
60	Seaton, Brad	OL	6-9	330	11/23/93	25	1	Villanova	Bronx, N.Y.	FA - '18	0/0/0/0
36	Lampkin, Ashton	DB	6-0	189	10/1/91	27	2	Oklahoma State	Oklahoma City, Okla.	FA - '18	0/0/0/0
10	Williams, Daniel	WR	6-3	200	8/6/95	23	1	Jackson State	East St. Louis, Ill.	FA - '18	0/0/0/0
Practice Squad/Injured (1):											
34	Jackson, Robert (hamstring, 12/13)	DB	6-2	207	12/8/93	25	R	UNLV	Fort Myers, Fla.	FA - '18	0/0/0/0
Reserve/Suspended by Commissioner (1):											
96	Ekuale, Daniel	DL	6-3	300	1/13/94	25	R	Washington State	Pago Pago, American Samoa	FA - '18	0/0/0/0

*Armstrong appeared in 6 games with 1 start with the Giants, Burriss appeared in 4 games and was inactive for 3 games with the Jets, P. Gaines appeared in seven games and was inactive for two games with Buffalo, Pipkins appeared in two games and was inactive for two games with Detroit and played one game and was inactive one game with Indianapolis, Price appeared in 1 game and was inactive for 1 game with the Raiders, Whitehead appeared in seven games and was inactive for one game with the Packers.

Member of NFL's International Player Development program and does not count against roster limit.

Head Coach: Gregg Williams

Assistants: Freddie Kitchens (offensive coordinator); Amos Jones (special teams coordinator); Brian Braswell (offensive quality control); Josh Christovich (strength and conditioning assistant); Ken Delgado (assistant defensive line); Monty Gibson (strength and conditioning assistant); Adam Henry (wide receivers); Mark Hutson (assistant offensive line); Larry Jackson (head of strength and conditioning); Dale Jones (strength and conditioning assistant); Scott Kaniecki (defensive quality control); Jerod Kruse (assistant defensive backs); Ryan Lindley (running backs); Evan Marcus (strength & conditioning coordinator); Eric Sanders (defensive quality control); Al Saunders (senior assistant/special projects); Bob Saunders (offensive quality control/assistant wide receivers); Greg Seamon (tight ends); Sam Shade (assistant special teams); Clyde Simmons (defensive line); DeWayne Walker (defensive backs); Blake Williams (linebackers); Bob Wylie (offensive line); Ken Zampese (quarterbacks).

NO	NAME	POS	HT	WT	DOB	AGE	EXP	COLLEGE	HOMETOWN	HOW ACQ	GP/GS/DNP/IA
4	Britton Colquitt	P	6-3	210	3/20/85	33	9	Tennessee	Knoxville, Tenn.	FA -'16	16/0/0/0
5	Tyrod Taylor	QB	6-1	217	8/3/89	29	8	Virginia Tech	Hampton, Va.	Tr. (Buf.) -'18	4/3/11/1
6	Baker Mayfield	QB	6-1	215	4/14/95	23	R	Oklahoma	Austin, Texas	D1a -'18	14/13/2/0
9	Drew Stanton	QB	6-3	226	5/7/84	34	12	Michigan State	Farmington Hills, Mich.	UFA (Arz.) -'18	0/0/1/15
11	Antonio Callaway	WR	5-11	200	1/9/97	22	R	Florida	Miami, Fla.	D4 -'18	16/11/0/0
12	Blake Jackson	WR	5-10	200	3/7/94	24	1	Mary Hardin-Baylor	Houston, Texas	FA -'18	0/0/0/1
17	Greg Joseph	K	6-0	208	8/4/94	24	R	Florida Atlantic	Johannesburg South Africa	FA -'18	14/0/0/0
18	Damion Ratley	WR	6-2	200	4/16/95	23	R	Texas A&M	Yoakum, Texas	D6a -'18	13/3/1/3
19	Breshad Perriman	WR	6-2	211	9/10/93	25	4	UCF	Lithonia, Ga.	FA -'18	10/2/0/1
20	Brian Boddy-Calhoun	DB	5-9	193	1/21/93	25	3	Minnesota	Wilmington, Del.	W. (Jac.) -'16	16/8/0/0
21	Denzel Ward	DB	5-11	190	4/28/97	21	R	Ohio State	Macedonia, Ohio	D1b -'18	13/12/0/3
22	Jabrill Peppers	DB	5-11	213	10/4/95	23	2	Michigan	East Orange, N.J.	D1b -'17	16/16/0/0
23	Damarius Randall	DB	5-11	196	8/29/92	26	4	Arizona State	Pensacola, Fla.	Tr. (G.B.) -'18	15/15/0/1
24	Nick Chubb	RB	5-11	227	12/27/95	23	R	Georgia	Cedartown, Ga.	D2b -'18	16/9/0/0
25	Dontrell Hilliard	RB	5-11	202	2/26/95	23	R	Tulane	Baton Rouge, La.	FA -'18	11/0/0/0
26	Derrick Kindred	DB	5-10	210	12/15/93	25	3	Texas Christian	San Antonio, Texas	D4c -'16	16/2/0/0
27	Tavierre Thomas	DB	5-10	205	3/11/96	22	R	Ferris State	Detroit, Mich.	W. (Arz.) -'18	13/0/0/3
29	Duke Johnson Jr.	RB	5-9	210	9/23/93	25	4	Miami (Fla.)	Miami, Fla.	D3a -'15	16/2/0/0
31	Juston Burris	DB	6-0	212	8/4/93	25	3	North Carolina State	Raleigh, N.C.	FA -'18	8/0/0/6*
33	Phillip Gaines	DB	6-0	193	4/4/91	27	5	Rice	Concord, Mass.	W. (Buf.) -'18	11/6/0/5*
35	Jermaine Whitehead	DB	5-11	195	3/12/93	25	3	Auburn	Greenwood, Miss.	W. (G.B.) -'18	14/2/0/1*
38	T.J. Carrie	DB	6-0	204	7/28/90	28	5	Ohio	Antioch, Calif.	UFA (Oak.) -'18	16/8/0/0
39	Terrance Mitchell	DB	5-11	191	5/17/92	26	5	Oregon	Sacramento, Calif.	UFA (K.C.) -'18	8/7/0/0
47	Charley Hughlett	LS	6-4	248	5/16/90	28	4	Central Florida	Tampa, Fla.	FA -'14	16/0/0/0
50	Chris Smith	DL	6-1	266	2/11/92	26	5	Arkansas	Mount Ulla, N.C.	UFA (Cin.) -'18	16/2/0/0
51	Jamie Collins Sr.	LB	6-3	250	10/20/89	29	6	Southern Mississippi	McCall Creek, Miss.	Tr. (N.E.) -'16	16/16/0/0
52	Ray-Ray Armstrong	LB	6-3	220	3/5/91	27	6	Miami (Fla.)	Sanford, Fla.	FA -'18	15/1/0/0*
53	Joe Schobert	LB	6-1	245	11/6/93	25	3	Wisconsin	Waukesha, Wis.	D4a -'16	13/13/0/3
55	Genard Avery	LB	6-0	250	4/26/95	23	R	Memphis	Grenada, Miss.	D5 -'18	16/5/0/0
56	Xavier Woods-Luster	LB	6-1	220	8/6/95	23	2	Arkansas State	Eufaula, Ala.	FA -'18	4/0/0/0
59	D'Juan Hines	LB	6-1	235	9/13/93	25	R	Houston	Houston, Texas	FA -'18	13/0/0/0
63	Austin Corbett	OL	6-4	306	9/5/95	23	R	Nevada	Sparks, Nev.	D2a -'18	11/1/0/5
64	JC Tretter	OL	6-4	307	2/12/91	27	6	Cornell	Akron, N.Y.	UFA (G.B.) -'17	16/16/0/0
65	Larry Ogunjobi	DL	6-3	305	6/3/94	24	2	Charlotte	Greensboro, N.C.	D3 -'17	16/16/0/0
68	Kyle Kalis	OL	6-4	306	12/21/93	25	1	Michigan	Lakewood, Ohio	FA -'18	3/0/0/2
69	Desmond Harrison	OL	6-6	295	10/8/93	25	R	West Georgia	Houston, Texas	FA -'18	8/8/0/8
70	Kevin Zeitler	OL	6-4	315	3/8/90	28	7	Wisconsin	Waukesha, Wis.	UFA (Cin.) -'17	16/16/0/0
71	Earl Watford	OL	6-3	300	6/24/90	28	5	James Madison	Philadelphia, Pa.	FA -'18	13/0/1/2
74	Chris Hubbard	OL	6-4	295	4/23/91	27	5	UAB	Columbus, Ga.	UFA (Pit.) -'18	16/16/0/0
75	Joel Bitonio	OL	6-4	305	10/11/91	27	5	Nevada	Long Beach, Calif.	D2 -'14	16/16/0/0
78	Greg Robinson	OL	6-5	330	10/21/92	26	5	Auburn	Thibodaux, La.	FA -'18	16/8/0/0
80	Jarvis Landry	WR	5-11	196	11/28/92	26	5	Louisiana State	Metairie, La.	Tr. (Mia.) -'18	16/14/0/0
81	Rashard Higgins	WR	6-1	198	10/7/94	24	3	Colorado State	Dallas, Texas	D5c -'16	13/1/0/3
85	David Njoku	TE	6-4	246	7/10/96	22	2	Miami (Fla.)	Cedar Grove, N.J.	D1c -'17	16/14/0/0
87	Seth DeValve	TE	6-3	245	1/29/93	25	3	Princeton	Manchester, Conn.	D4d -'16	13/4/0/3
88	Darren Fells	TE	6-7	270	4/22/86	32	5	California-Irvine	Fullerton, Calif.	UFA (Det.) -'18	16/11/0/0
90	Emmanuel Ogbah	DL	6-4	275	11/6/93	25	3	Oklahoma State	Lagos, Nigeria	D2 -'16	14/14/0/2
91	Brian Price	DL	6-3	322	6/24/94	24	2	Texas-San Antonio	Lafayette, Ind.	FA -'18	13/1/0/1*
92	Chad Thomas	DL	6-5	278	10/12/95	23	R	Miami (Fla.)	Miami, Fla.	D3 -'18	4/0/3/9
93	Trevon Coley	DL	6-1	310	7/13/94	24	2	Florida Atlantic	Miami, Fla.	FA -'17	16/14/0/0
94	Carl Davis	DL	6-5	320	3/2/92	26	4	Iowa	Sterling Heights, Mich.	W. (Balt.) -'18	5/0/1/10
95	Myles Garrett	DL	6-4	272	12/29/95	23	2	Texas A&M	Arlington, Texas	D1a -'17	16/16/0/0
97	Anthony Zettel	DL	6-4	275	8/9/92	26	3	Penn State	Tawas City, Mich.	W. (Det.) -'18	15/0/0/1

Reserve/Injured (10):

13	Rod Streater (neck, 10/16)	WR	6-2	195	2/9/88	30	6	Temple	Burlington, N.J.	FA -'18	3/0/0/1
15	Ricardo Louis (neck, 7/26)	WR	6-2	215	3/23/94	24	3	Auburn	Miami, Fla.	D4b -'16	0/0/0/0
24	Howard Wilson (knee, 6/13)	DB	6-1	184	10/30/95	23	1	Houston	DeSoto, Texas	D4 -'17	0/0/0/0
28	E.J. Gaines (concussion, 11/7)	DB	5-10	191	2/23/92	26	5	Missouri	Independence, Mo.	UFA (Buf.) -'18	6/2/0/3
54	Tanner Vallejo (hamstring, 12/28)	LB	6-1	230	12/16/94	24	2	Boise State	Penn Valley, Calif.	W. (Buf.) -'18	13/1/0/2
58	Christian Kirksey (hamstring, 11/7)	LB	6-2	235	8/31/92	26	5	Iowa	St. Louis, Mo.	D3a -'14	7/7/0/2
82	Orson Charles (ankle, 12/13)	TE	6-3	257	1/27/91	27	3	Georgia	Tampa, Fla.	FA -'18	13/2/0/0
84	Derrick Willies (collarbone, 10/13)	WR	6-4	207	10/17/94	24	R	Texas Tech	San Bernardino, Calif.	FA -'18	5/0/0/0
86	Pharaoh Brown (shoulder, 12/8)	TE	6-6	258	5/4/94	24	1	Oregon	Lyndhurst, Ohio	FA -'18	0/0/0/5
91	Lenny Jones (concussion, 8/31)	DL	6-2	256	8/8/91	27	1	Nevada	Oakland, Calif.	FA -'18	0/0/0/0

Practice Squad (10):

10	Daniel Williams	WR	6-3	200	8/6/95	23	1	Jackson State	East St. Louis, Ill.	FA -'18	0/0/0/0
36	Ashton Lampkin	DB	6-0	189	10/1/91	27	2	Oklahoma State	Oklahoma City, Okla.	FA -'18	0/0/0/0
40	Tigie Sankoh#	DB	5-11	214	11/4/97	21	R	Greenwich	London, England	FA -'18	0/0/0/0
41	Lenzy Pipkins	DB	6-0	196	11/7/93	25	2	Oklahoma State	Arlington, Texas	FA -'18	3/1/0/3*
42	Devante Mays	RB	5-11	237	5/26/94	24	2	Utah State	Livingston, Texas	FA -'18	0/0/0/0
60	Brad Seaton	OL	6-9	330	11/23/93	25	1	Villanova	Bronx, N.Y.	FA -'18	0/0/0/0
61	Mason Gentry	OL	6-6	300	2/24/94	24	R	Southern Methodist	Plano, Texas	FA -'18	0/0/0/0
62	Jason Eldrenkamp	OL	6-5	305	3/4/94	24	1	Washington	Medina, Wash.	FA -'18	0/0/0/0
79	Kyle Friend	OL	6-2	305	4/3/94	24	1	Temple	Harrisburg, Pa.	FA -'18	0/0/0/0
99	Devaroe Lawrence	DL	6-2	295	10/13/92	26	1	Auburn	Greenville, S.C.	FA -'18	1/0/0/3

Practice Squad/Injured (1):

34	Robert Jackson (hamstring, 12/13)	DB	6-2	207	12/8/93	25	R	UNLV	Fort Myers, Fla.	FA -'18	0/0/0/0
----	-----------------------------------	----	-----	-----	---------	----	---	------	------------------	---------	---------

Reserve/Suspended by Commissioner (1):

96	Daniel Ekuale	DL	6-3	300	1/13/94	25	R	Washington State	Pago Pago, American Samoa	FA -'18	0/0/0/0
----	---------------	----	-----	-----	---------	----	---	------------------	---------------------------	---------	---------

*Armstrong appeared in 6 games with 1 start with the Giants, Burris appeared in 4 games and was inactive for 3 games with the Jets, P. Gaines appeared in seven games and was inactive for two games with Buffalo, Pipkins appeared in two games and was inactive for two games with Detroit and played one game and was inactive one game with Indianapolis, Price appeared in 1 game and was inactive for 1 game with the Raiders, Whitehead appeared in seven games and was inactive for one game with the Packers.

Member of NFL's International Player Development program and does not count against roster limit.

Head Coach:

Gregg Williams

Assistants:

Freddie Kitchens (offensive coordinator); Amos Jones (special teams coordinator); Brian Braswell (offensive quality control); Josh Christovich (strength and conditioning assistant); Ken Delgado (assistant defensive line); Monty Gibson (strength and conditioning assistant); Adam Henry (wide receivers); Mark Hutson (assistant offensive line); Larry Jackson (head of strength and conditioning); Dale Jones (strength and conditioning assistant); Scott Kaniecki (defensive quality control); Jerod Kruse (assistant defensive backs); Ryan Lindley (running backs); Evan Marcus (strength & conditioning coordinator); Eric Sanders (defensive quality control); Al Saunders (senior assistant/special projects); Bob Saunders (offensive quality control/assistant wide receivers); Greg Seamon (tight ends); Sam Shade (assistant special teams); Clyde Simmons (defensive line); DeWayne Walker (defensive backs); Blake Williams (linebackers); Bob Wylie (offensive line); Ken Zampese (quarterbacks).

	QUARTERBACKS (3)	POS	HT	WT	DOB	AGE	EXP	COLLEGE	HOMETOWN	HOW ACO
	6 Mayfield, Baker	QB	6-1	215	4/14/95	23	R	Oklahoma	Austin, Texas	D1a - '18
	9 Stanton, Drew	QB	6-3	226	5/7/84	34	12	Michigan State	Farmington Hills, Mich.	UFA (Arz.) - '18
	5 Taylor, Tyrod	QB	6-1	217	8/3/89	29	8	Virginia Tech	Hampton, Va.	Tr. (Buf.) - '18
	RUNNING BACKS (3)									
	24 Chubb, Nick	RB	5-11	227	12/27/95	23	R	Georgia	Cedartown, Ga.	D2b - '18
	25 Hilliard, Dontrell	RB	5-11	202	2/26/95	23	R	Tulane	Baton Rouge, La.	FA - '18
	29 Johnson Jr., Duke	RB	5-9	210	9/23/93	25	4	Miami (Fla.)	Miami, Fla.	D3a - '15
	WIDE RECEIVERS (9)									
	11 Callaway, Antonio	WR	5-11	200	1/9/97	22	R	Florida	Miami, Fla.	D4 - '18
	81 Higgins, Rashard	WR	6-1	198	10/7/94	24	3	Colorado State	Dallas, Texas	D5c - '16
	12 Jackson, Blake	WR	5-10	200	3/7/94	24	1	Mary Hardin-Baylor	Houston, Texas	FA - '18
	80 Landry, Jarvis	WR	5-11	196	11/28/92	26	5	Louisiana State	Metairie, La.	Tr. (Mia.) - '18
*	15 Louis, Ricardo	WR	6-2	215	3/23/94	24	3	Auburn	Miami, Fla.	D4b - '16
	19 Perriman, Breshad	WR	6-2	211	9/10/93	25	4	UCF	Lithonia, Ga.	FA - '18
	18 Ratley, Damion	WR	6-2	200	4/16/95	23	R	Texas A&M	Yoakum, Texas	D6a - '18
*	13 Streater, Rod	WR	6-2	195	2/9/88	30	6	Temple	Burlington, N.J.	FA - '18
*	84 Willies, Derrick	WR	6-4	207	10/17/94	24	R	Texas Tech	San Bernadino, Calif.	FA - '18
	TIGHT ENDS (5)									
*	86 Brown, Pharaoh	TE	6-6	258	5/4/94	24	1	Oregon	Lyndhurst, Ohio	FA - '18
*	82 Charles, Orson	TE	6-3	257	1/27/91	27	3	Georgia	Tampa, Fla.	FA - '18
	87 DeValve, Seth	TE	6-3	245	1/29/93	25	3	Princeton	Manchester, Conn.	D4d - '16
	88 Fells, Darren	TE	6-7	270	4/22/86	32	5	California-Irvine	Fullerton, Calif.	UFA (Det.) - '18
	85 Njoku, David	TE	6-4	246	7/10/96	22	2	Miami (Fla.)	Cedar Grove, N.J.	D1c - '17
	OFFENSIVE LINEMEN (9)									
	75 Bitonio, Joel	OL	6-4	305	10/11/91	27	5	Nevada	Long Beach, Calif.	D2 - '14
	63 Corbett, Austin	OL	6-4	306	9/5/95	23	R	Nevada	Sparks, Nev.	D2a - '18
	69 Harrison, Desmond	OL	6-6	295	10/8/93	25	R	West Georgia	Houston, Texas	FA - '18
	74 Hubbard, Chris	OL	6-4	295	4/23/91	27	5	UAB	Columbus, Ga.	UFA (Pit.) - '18
	68 Kalis, Kyle	OL	6-4	306	12/21/93	25	1	Michigan	Lakewood, Ohio	FA - '18
	78 Robinson, Greg	OL	6-5	330	10/21/92	26	5	Auburn	Thibodaux, La.	FA - '18
	64 Tretter, JC	OL	6-4	307	2/12/91	27	6	Cornell	Akron, N.Y.	UFA (G.B.) - '17
	71 Watford, Earl	OL	6-3	300	6/24/90	28	5	James Madison	Philadelphia, Pa.	FA - '18
	70 Zeitler, Kevin	OL	6-4	315	3/8/90	28	7	Wisconsin	Waukesha, Wis.	UFA (Cin.) - '17
	DEFENSIVE LINEMEN (10)									
	94 Davis, Carl	DL	6-5	320	3/2/92	26	4	Iowa	Sterling Heights, Mich.	W. (Balt.) - '18
	93 Coley, Trevon	DL	6-1	310	7/13/94	24	2	Florida Atlantic	Miami, Fla.	FA - '17
	95 Garrett, Myles	DL	6-4	272	12/29/95	23	2	Texas A&M	Arlington, Texas	D1a - '17
*	91 Jones, Lenny	DL	6-2	256	8/8/91	27	1	Nevada	Oakland, Calif.	FA - '18
	90 Ogbah, Emmanuel	DL	6-4	275	11/6/93	25	3	Oklahoma State	Lagos, Nigeria	D2 - '16
	65 Ogunjobi, Larry	DL	6-3	305	6/3/94	24	2	Charlotte	Greensboro, N.C.	D3 - '17
	91 Price, Brian	DL	6-3	322	6/24/94	24	2	Texas-San Antonio	Lafayette, Ind.	FA - '18
	50 Smith, Chris	DL	6-1	266	2/11/92	26	5	Arkansas	Mount Ulla, N.C.	UFA (Cin.) - '18
	92 Thomas, Chad	DL	6-5	278	10/12/95	23	R	Miami (Fla.)	Miami, Fla.	D3 - '18
	97 Zettel, Anthony	DL	6-4	275	8/9/92	26	3	Penn State	Tawas City, Mich.	W. (Det.) - '18
	LINEBACKERS (8)									
	52 Armstrong, Ray-Ray	LB	6-3	220	3/5/91	27	6	Miami (Fla.)	Sanford, Fla.	FA - '18
	55 Avery, Genard	LB	6-0	250	4/26/95	23	R	Memphis	Grenada, Miss.	D5 - '18
	51 Collins Sr., Jamie	LB	6-3	250	10/20/89	29	6	Southern Mississippi	McCall Creek, Miss.	Tr. (N.E.) - '16
	59 Hines, D'Juan	LB	6-1	235	9/13/93	25	R	Houston	Houston, Texas	FA - '18
*	58 Kirksey, Christian	LB	6-2	235	8/31/92	26	5	Iowa	St. Louis, Mo.	D3a - '14
	53 Schobert, Joe	LB	6-1	245	11/6/93	25	3	Wisconsin	Waukesha, Wis.	D4a - '16
*	54 Vallejo, Tanner	LB	6-1	230	12/16/94	24	2	Boise State	Penn Valley, Calif.	W. (Buf.) - '18
	56 Woodson-Luster, Xavier	LB	6-1	220	8/6/95	23	2	Arkansas State	Eufaula, Ala.	FA - '18
	DEFENSIVE BACKS (13)									
	20 Boddy-Calhoun, Brian	DB	5-9	193	1/21/93	25	3	Minnesota	Wilmington, Del.	W. (Jac.) - '16
	31 Burris, Juston	DB	6-0	212	8/4/93	25	3	North Carolina State	Raleigh, N.C.	FA - '18
	38 Carrie, T.J.	DB	6-0	204	7/28/90	28	5	Ohio	Antioch, Calif.	UFA (Oak.) - '18
*	28 Gaines, E.J.	DB	5-10	191	2/23/92	26	5	Missouri	Independence, Mo.	UFA (Buf.) - '18
	33 Gaines, Phillip	DB	6-0	193	4/4/91	27	5	Rice	Concord, Mass.	W. (Buf.) - '18
	26 Kindred, Derrick	DB	5-10	210	12/15/93	25	3	Texas Christian	San Antonio, Texas	D4c - '16
	39 Mitchell, Terrance	DB	5-11	191	5/17/92	26	5	Oregon	Sacramento, Calif.	UFA (K.C.) - '18
	22 Peppers, Jabrill	DB	5-11	213	10/4/95	23	2	Michigan	East Orange, N.J.	D1b - '17
	27 Thomas, Tavierre	DB	5-10	205	3/11/96	22	R	Ferris State	Detroit, Mich.	W. (Arz.) - '18
	23 Randall, Damarious	DB	5-11	196	8/29/92	26	4	Arizona State	Pensacola, Fla.	Tr. (G.B.) - '18
	21 Ward, Denzel	DB	5-11	190	4/28/97	21	R	Ohio State	Macedonia, Ohio	D1b - '18
	35 Whitehead, Jermaine	DB	5-11	195	3/12/93	25	3	Auburn	Greenwood, Miss.	W. (G.B.) - '18
*	24 Wilson, Howard	DB	6-1	184	10/30/95	23	1	Houston	DeSoto, Texas	D4 - '17
	SPECIALISTS (3)									
	4 Colquitt, Britton	P	6-3	210	3/20/85	33	9	Tennessee	Knoxville, Tenn.	FA - '16
	17 Joseph, Greg	K	6-0	208	8/4/94	24	R	Florida Atlantic	Johannesburg South Africa	FA - '18
	47 Hughlett, Charley	LS	6-4	248	5/16/90	28	4	Central Florida	Tampa, Fla.	FA - '14

* Denotes player on a reserve list

	NO	NAME	POS	HT	WT	DOB	AGE	EXP	COLLEGE	HOMETOWN	HOW ACQ
12th Year (1)	9	Stanton, Drew	QB	6-3	226	5/7/84	34	12	Michigan State	Farmington Hills, Mich.	UFA (Arz.) - '18
9th Year (1)	4	Colquitt, Britton	P	6-3	210	3/20/85	33	9	Tennessee	Knoxville, Tenn.	FA - '16
8th Year (1)	5	Taylor, Tyrod	QB	6-1	217	8/3/89	29	8	Virginia Tech	Hampton, Va.	Tr. (Buf.) - '18
7th Year (1)	70	Zeitler, Kevin	OL	6-4	315	3/8/90	28	7	Wisconsin	Waukesha, Wis.	UFA (Cin.) - '17
6th Year (4)	52	Armstrong, Ray-Ray	LB	6-3	220	3/5/91	27	6	Miami (Fla.)	Sanford, Fla.	FA - '18
	51	Collins Sr., Jamie	LB	6-3	250	10/20/89	29	6	Southern Mississippi	McCall Creek, Miss.	Tr. (N.E.) - '16
	* 13	Streater, Rod	WR	6-2	195	2/9/88	30	6	Temple	Burlington, N.J.	FA - '18
	64	Tretter, JC	OL	6-4	307	2/12/91	27	6	Cornell	Akron, N.Y.	UFA (G.B.) - '17
5th Year (12)	75	Bitonio, Joel	OL	6-4	305	10/11/91	27	5	Nevada	Long Beach, Calif.	D2 - '14
	38	Carrie, T.J.	DB	6-0	204	7/28/90	28	5	Ohio	Antioch, Calif.	UFA (Oak.) - '18
	88	Fells, Darren	TE	6-7	270	4/22/86	32	5	California-Irvine	Fullerton, Calif.	UFA (Det.) - '18
	* 28	Gaines, E.J.	DB	5-10	191	2/23/92	26	5	Missouri	Independence, Mo.	UFA (Buf.) - '18
	33	Gaines, Phillip	DB	6-0	193	4/4/91	27	5	Rice	Concord, Mass.	W. (Buf.) - '18
	74	Hubbard, Chris	OL	6-4	295	4/23/91	27	5	UAB	Columbus, Ga.	UFA (Pit.) - '18
	* 58	Kirksey, Christian	LB	6-2	235	8/31/92	26	5	Iowa	St. Louis, Mo.	D3a - '14
	80	Landry, Jarvis	WR	5-11	196	11/28/92	26	5	Louisiana State	Metairie, La.	Tr. (Mia.) - '18
	39	Mitchell, Terrance	DB	5-11	191	5/17/92	26	5	Oregon	Sacramento, Calif.	UFA (K.C.) - '18
	78	Robinson, Greg	OL	6-5	330	10/21/92	26	5	Auburn	Thibodaux, La.	FA - '18
	50	Smith, Chris	DL	6-1	266	2/11/92	26	5	Arkansas	Mount Ulla, N.C.	UFA (Cin.) - '18
	71	Watford, Earl	OL	6-3	300	6/24/90	28	5	James Madison	Philadelphia, Pa.	FA - '18
4th Year (5)	94	Davis, Carl	DL	6-5	320	3/2/92	26	4	Iowa	Sterling Heights, Mich.	W. (Balt.) - '18
	47	Hughlett, Charley	LS	6-4	248	5/16/90	28	4	Central Florida	Tampa, Fla.	FA - '14
	29	Johnson Jr., Duke	RB	5-9	210	9/23/93	25	4	Miami (Fla.)	Miami, Fla.	D3a - '15
	19	Perriman, Breshad	WR	6-2	211	9/10/93	25	4	UCF	Lithonia, Ga.	FA - '18
	23	Randall, Damarious	DB	5-11	196	8/29/92	26	4	Arizona State	Pensacola, Fla.	Tr. (G.B.) - '18
3rd Year (11)	20	Boddy-Calhoun, Briean	DB	5-9	193	1/21/93	25	3	Minnesota	Wilmington, Del.	W. (Jac.) - '16
	31	Burris, Juston	DB	6-0	212	8/4/93	25	3	North Carolina State	Raleigh, N.C.	FA - '18
	* 82	Charles, Orson	TE	6-3	257	1/27/91	27	3	Georgia	Tampa, Fla.	FA - '18
	87	DeValve, Seth	TE	6-3	245	1/29/93	25	3	Princeton	Manchester, Conn.	D4d - '16
	81	Higgins, Rashard	WR	6-1	198	10/7/94	24	3	Colorado State	Dallas, Texas	D5c - '16
	26	Kindred, Derrick	DB	5-10	210	12/15/93	25	3	Texas Christian	San Antonio, Texas	D4c - '16
	* 15	Louis, Ricardo	WR	6-2	215	3/23/94	24	3	Auburn	Miami, Fla.	D4b - '16
	90	Ogbah, Emmanuel	DL	6-4	275	11/6/93	25	3	Oklahoma State	Lagos, Nigeria	D2 - '16
	53	Schobert, Joe	LB	6-1	245	11/6/93	25	3	Wisconsin	Waukesha, Wis.	D4a - '16
	35	Whitehead, Jermaine	DB	5-11	195	3/12/93	25	3	Auburn	Greenwood, Miss.	W. (G.B.) - '18
	97	Zettel, Anthony	DL	6-4	275	8/9/92	26	3	Penn State	Tawas City, Mich.	W. (Det.) - '18
2nd Year (8)	93	Coley, Trevon	DL	6-1	310	7/13/94	24	2	Florida Atlantic	Miami, Fla.	FA - '17
	95	Garrett, Myles	DL	6-4	272	12/29/95	23	2	Texas A&M	Arlington, Texas	D1a - '17
	85	Njoku, David	TE	6-4	246	7/10/96	22	2	Miami (Fla.)	Cedar Grove, N.J.	D1c - '17
	65	Ogunjobi, Larry	DL	6-3	305	6/3/94	24	2	Charlotte	Greensboro, N.C.	D3 - '17
	22	Peppers, Jabrill	DB	5-11	213	10/4/95	23	2	Michigan	East Orange, N.J.	D1b - '17
	91	Price, Brian	DL	6-3	322	6/24/94	24	2	Texas-San Antonio	Lafayette, Ind.	FA - '18
	* 54	Vallejo, Tanner	LB	6-1	230	12/16/94	24	2	Boise State	Penn Valley, Calif.	W. (Buf.) - '18
	56	Woodson-Luster, Xavier	LB	6-1	220	8/6/95	23	2	Arkansas State	Eufaula, Ala.	FA - '18
1st Year (5)	* 86	Brown, Pharaoh	TE	6-6	258	5/4/94	24	1	Oregon	Lyndhurst, Ohio	FA - '18
	12	Jackson, Blake	WR	5-10	200	3/7/94	24	1	Mary Hardin-Baylor	Houston, Texas	FA - '18
	* 91	Jones, Lenny	DL	6-2	256	8/8/91	27	1	Nevada	Oakland, Calif.	FA - '18
	68	Kalis, Kyle	OL	6-4	306	12/21/93	25	1	Michigan	Lakewood, Ohio	FA - '18
	* 24	Wilson, Howard	DB	6-1	184	10/30/95	23	1	Houston	DeSoto, Texas	D4 - '17
Rookie (14)	55	Avery, Genard	LB	6-0	250	4/26/95	23	R	Memphis	Grenada, Miss.	D5 - '18
	11	Callaway, Antonio	WR	5-11	200	1/9/97	22	R	Florida	Miami, Fla.	D4 - '18
	24	Chubb, Nick	RB	5-11	227	12/27/95	23	R	Georgia	Cedartown, Ga.	D2b - '18
	63	Corbett, Austin	OL	6-4	306	9/5/95	23	R	Nevada	Sparks, Nev.	D2a - '18
	69	Harrison, Desmond	OL	6-6	295	10/8/93	25	R	West Georgia	Houston, Texas	FA - '18
	25	Hilliard, Dontrell	RB	5-11	202	2/26/95	23	R	Tulane	Baton Rouge, La.	FA - '18
	59	Hines, D'Juan	LB	6-1	235	9/13/93	25	R	Houston	Houston, Texas	FA - '18
	17	Joseph, Greg	K	6-0	208	8/4/94	24	R	Florida Atlantic	Johannesburg South Africa	FA - '18
	6	Mayfield, Baker	QB	6-1	215	4/14/95	23	R	Oklahoma	Austin, Texas	D1a - '18
	18	Ratley, Damion	WR	6-2	200	4/16/95	23	R	Texas A&M	Yoakum, Texas	D6a - '18
	92	Thomas, Chad	DL	6-5	278	10/12/95	23	R	Miami (Fla.)	Miami, Fla.	D3 - '18
	27	Thomas, Tavierre	DB	5-10	205	3/11/96	22	R	Ferris State	Detroit, Mich.	W. (Arz.) - '18
	21	Ward, Denzel	DB	5-11	190	4/28/97	21	R	Ohio State	Macedonia, Ohio	D1b - '18
	* 84	Willies, Derrick	WR	6-4	207	10/17/94	24	R	Texas Tech	San Bernardino, Calif.	FA - '18

* Denotes player on a reserve list



HOW THE BROWNS WERE BUILT

Roster Size: 63

YEAR	1st Round Pick	2nd Round Pick	3rd Round Pick	4th Round Pick	5th Round Pick	6th Round Pick	7th Round Pick	Unrestricted Free Agent	Undrafted Free Agent	Street Free Agent	Trade	Waiver
2018	Baker Mayfield (1a) Denzel Ward (1b)	Austin Corbett (2a) Nick Chubb (2b)	Chad Thomas (3)	Antonio Callaway (4)	Genard Avery (5)	Damion Ratley (6a)		T.J. Carrie (Oak.) Darren Fells (Det.) *E.J. Gaines (Buf.) Chris Hubbard (Pit.) Terrance Mitchell (K.C.) Chris Smith (Cin.) Drew Stanton (Arz.)	Dontrell Hilliard Desmond Harrison *Derrick Willies	Ray-Ray Armstrong *Pharaoh Brown Justin Burris *Orson Charles D'Juan Hines Blake Jackson Greg Joseph *Lenny Jones Kyle Kalis Breshad Perriman Brian Price Greg Robinson Denzel Rice *Rod Streater Xavier Woodson-Luster Trevon Coley	Javis Landry (Mia.) Damontius Randall (G.B.) Tyrod Taylor (Buf.)	Carl Davis (Balt.) Phillip Gaines (Buf.) Tavere Thomas (Arz.) *Tanner Vallejo (Buf.) Jermaine Whitehead (G.B.) Anthony Zettel (Det.)
2017	Myles Garrett (1a) Jabrill Peppers (1b) David Njoku (1c)		Larry Ogunjobi (3)	*Howard Wilson (4)				JC Tretter (G.B.) Kevin Zeitler (Cin.)				
2016		Emmanuel Ogbah (2)		Joe Schobert (4a) *Ricardo Louis (4b) Derrick Kindred (4c) Seth DeValve (4d)	Rashard Higgins (5c)					Britton Colquitt	Jamie Collins Sr. (N.E.)	Brian Boddy-Calhoun (Jac.)
2015		Joel Bitonio (2)	Duke Johnson Jr. (3a) *Christian Kirksey (3a)									
2014										Charley Hughlett		

* Denotes player on a reserve list

Roster breakdown:

22 draft picks (5 first round picks, 4 2nd round picks, 4 3rd round picks, 6 4th round picks, 2 5th round picks, 1 6th round picks, 0 7th round picks).
 30 free agents (9 unrestricted free agents, 3 undrafted free agents, 18 street free agents).
 4 via trade.
 7 via waivers.

OFFENSE

WR	80 Jarvis Landry	81 Rashard Higgins	12 Blake Jackson
LT	78 Greg Robinson	<u>69 Desmond Harrison</u>	
LG	75 Joel Bitonio	<u>63 Austin Corbett</u>	
C	64 JC Tretter	68 Kyle Kalis	
RG	70 Kevin Zeitler	71 Earl Watford	
RT	74 Chris Hubbard		
TE	85 David Njoku	87 Seth DeValve	
WR	<u>11 Antonio Callaway</u>	19 Breshad Perriman	<u>18 Damion Ratley</u>
QB	<u>6 Baker Mayfield</u>	5 Tyrod Taylor	9 Drew Stanton
RB	<u>24 Nick Chubb</u>	29 Duke Johnson Jr.	<u>25 Dontrell Hilliard</u>
TE	88 Darren Fells		

DEFENSE

DE	95 Myles Garrett	50 Chris Smith	
DT	65 Larry Ogunjobi	94 Carl Davis	
DT	93 Trevon Coley	91 Brian Price	
DE	90 Emmanuel Ogbah	97 Anthony Zettel	<u>92 Chad Thomas</u>
WILL	<u>55 Genard Avery</u>	56 Xavier Woodson-Luster	
MIKE	53 Joe Schobert	52 Ray-Ray Armstrong	
SAM	51 Jamie Collins Sr.	<u>59 D'Juan Hines</u>	
CB	39 Terrance Mitchell	33 Phillip Gaines	[<u>21 Denzel Ward</u>]
CB	38 T.J. Carrie	<u>27 Tavierre Thomas</u>	31 Juston Burris
S	23 Damarious Randall	20 Briean Boddy-Calhoun	35 Jermaine Whitehead
S	22 Jabrill Peppers	26 Derrick Kindred	

SPECIAL TEAMS

P	4 Britton Colquitt	
K	<u>17 Greg Joseph</u>	
H	4 Britton Colquitt	
KR	22 Jabrill Peppers	<u>25 Dontrell Hilliard</u>
PR	22 Jabrill Peppers	<u>11 Antonio Callaway</u>
LS	47 Charley Hughlett	

Rookies are underlined

Injured players are in [brackets] at the end

PRONUNCIATION GUIDE

GENARD Avery	juh-NARD	BRESHAD Perriman	brah-SHOD
Joel BITONIO	buh-TONE-ee-oh	DAMARIOUS Randall	duh-MAIR-ee-us
BRIEAN BODDY-Calhoun	BREE-in BOD-ee	Joe SCHOBERT	SHOW-berT
TREVON Coley	truh-VON	TAVIERRE Thomas	TAV-ee-air
Seth DeVALVE	duh-VALVE	Kevin ZEITLER	ZITE-ler
D'JUAN Hines	duh-wan	AMOS Jones (coach)	AY-mus
Charley HUGHLETT	HEW-lit	Jerod KRUSE (coach)	CREW-see
Kyle KALIS	KAY-lis	Ken ZAMPESE (coach)	zam-PEE-see
David NJOKU	nuh-JOE-koo		
Emmanuel OGBAH	AWG-buh		
Larry OGUNJOBI	OH-gun-JOE-bee		
JABRILL Peppers	juh-BRILL		

Jan. 1	Signed WR C.J. Board to the reserve/futures list. Signed LB Austin Calitro to the reserve/futures list. Signed DB Trevon Hartfield to the reserve/futures list. Signed WR Bug Howard to the reserve/futures list. Signed RB Josh Rounds to the reserve/futures list. Signed OL Victor Salako to the reserve/futures list. Signed DB B.W. Webb to the reserve/futures list. Signed WR Kasen Williams to the reserve/futures list.	March 28	Traded QB Cody Kessler to Jacksonville in exchange for 2019 conditional seventh-round pick.
Jan. 9	Signed DL Collin Bevins to the reserve/futures list.	March 30	Signed unrestricted free agent WR Jeff Janis. Signed unrestricted free agent QB Drew Stanton.
Jan. 11	Signed DL Ricky Ali'ifua to the reserve/futures list. Signed LB Max Bullough to the reserve/futures list. Signed OL Joseph Cheek to the reserve/futures list. Signed DL Jeremy Faulk to the reserve/futures list. Signed RB Kelvin Taylor to the reserve/futures list. Signed DB Corey White to the reserve/futures list.	April 6	Traded QB Kevin Hogan and a 2018 sixth-round draft pick to Washington in exchange for 2018 sixth-round pick.
Jan. 15	Signed TE Gavin Escobar to the reserve/futures list.	April 12	Terminated the contract of TE Gavin Escobar. Waived LB Max Bullough. Waived WR Bug Howard. Waived TE Matt Lengel. Waived WR Larry Pinkard. Waived DB C.J. Smith. Waived RB Kelvin Taylor.
Jan. 31	Signed TE Devon Cajuste. Signed DB Denzel Rice. Signed OL Christian Schneider.	April 13	Signed WR Jarvis Landry to five-year contract extension.
Feb. 26	Claimed WR Larry Pinkard via waivers from Jacksonville.	April 16	Signed WR Josh Gordon as exclusive rights free agent. Signed WR Matt Hazel as exclusive rights free agent. Signed OL Austin Reiter as exclusive rights free agent. Signed FB Danny Vitale as exclusive rights free agent.
March 14	Placed OL Joe Thomas on reserve/retired. Traded 2018 fourth-round pick and 2019 seventh-round pick to Miami in exchange for WR Jarvis Landry. Traded 2018 third-round pick to Buffalo in exchange for QB Tyrod Taylor. Traded QB DeShone Kizer, 2018 fourth-round pick and 2018 fifth-round pick to Green Bay in exchange for DB Damarious Randall, 2018 fourth-round pick and 2018 fifth-round pick. Traded DL Danny Shelton and 2018 fifth-round pick to New England in exchange for 2019 third-round pick.	April 19	Signed DL Jamie Meder as restricted free agent.
March 15	Traded DB Jason McCourty and 2018 seventh-round pick to New England in exchange for 2018 sixth-round pick. Signed unrestricted free agent DB T.J. Carrie. Signed unrestricted free agent TE Darren Fells. Signed unrestricted free agent OL Chris Hubbard. Signed unrestricted free agent RB Carlos Hyde. Signed unrestricted free agent DB Terrance Mitchell. Signed unrestricted free agent DL Chris Smith. Signed unrestricted free agent OL Donald Stephenson. Waived DL Ricky Ali'ifua. Waived OL Zach Banner. Waived DL Collin Bevins. Waived LB Jeremy Cash. Waived OL Joseph Cheek. Waived WR Sammie Coates. Waived DB Trevon Hartfield. Waived RB Josh Rounds. Terminated the contract of DB B.W. Webb.	April 20	Terminated the contract of DB Corey White. Waived DB Reggie Porter.
March 23	Signed unrestricted free agent DB E.J. Gaines.	April 26	Drafted QB Baker Mayfield 1st overall. Drafted DB Denzel Ward 4th overall.
March 25	Re-signed LB Tank Carder.	April 27	Drafted OL Austin Corbett 33rd overall. Drafted RB Nick Chubb 35th overall. Traded second round (64th) pick to Indianapolis for Colts' third (67th overall) and sixth (178th) round picks. Drafted DL Chad Thomas 67th overall.
		April 28	Traded fourth (114th) and sixth (178th) round picks to New England for Patriots' fourth round (105th) pick. Drafted WR Antonio Callaway 105th overall. Drafted LB Genard Avery 150th overall. Drafted WR Damion Ratley 175th overall. Drafted DB Simeon Thomas 188th overall.
		April 30	Signed QB Joel Stave. Waived WR Matt Hazel. Waived DB Kai Nacua. Waived WR Kasen Williams.
		May 2	Claimed DL Jermaine Grace via waivers from Indianapolis.
		May 3	Waived LB Dominique Alexander. Waived RB Darius Jackson.

May 4	Signed WR Evan Berry as undrafted free agent. Signed DB Elijah Campbell as undrafted free agent. Signed P Michael Carrizosa as undrafted free agent. Signed OL Christian Dilauro as undrafted free agent. Signed DL Daniel Ekuale as undrafted free agent. Signed DB Micah Hannemann as undrafted free agent. Signed OL Desmond Harrison as undrafted free agent. Signed RB Dontrell Hilliard as undrafted free agent. Signed OL Fred Lauina as undrafted free agent. Signed DB Montrel Meander as undrafted free agent. Signed WR Da'Mari Scott as undrafted free agent. Signed DL Trenton Thompson as undrafted free agent. Signed WR Derrick Willies as undrafted free agent. Waived TE Randall Telfer.	July 6	Placed OL Donald Stephenson on reserve/retired.
		July 24	Signed QB Baker Mayfield.
		July 25	Signed DB Denzel Ward.
		July 26	Placed OL Desmond Harrison on active/physically unable to perform. Placed DL Chad Thomas on active/physically unable to perform. Placed DB Jabrill Peppers on active/non-football injury/illness. Placed DL Trenton Thompson on active/non-football injury/illness. Placed WR Josh Gordon on reserve/did not report. Placed FB Marquez Williams on reserve/did not report. Placed WR Ricardo Louis on reserve/injured.
May 6	Signed OL Austin Corbett. Signed WR Damion Ratley. Signed DB Simeon Thomas. Signed TE Julian Allen. Signed DB Lenny Jones.	July 27	Signed DL Zaycoven Henderson. Signed WR Blake Jackson.
May 7	Claimed P Justin Vogel via waivers from Green Bay. Waived QB Joel Stave.	July 30	Signed DB Christian Boutte. Signed OL Kevin Bowen. Signed TE Orson Charles. Signed DB Jeremiah McKinnon. Waived OL Victor Salako. Waived DL Trenton Thompson.
May 14	Signed QB Brogan Roback. Signed DB Tigie Sankoh. Signed LB Genard Avery.	Aug. 6	Traded WR Corey Coleman to Buffalo for an undisclosed future draft pick.
May 16	Claimed OL Anthony Fabiano via waivers from Indianapolis. Claimed OL Avery Gennesy via waivers from Jacksonville. Waived P Michael Carrizosa. Waived OL Christian Schneider.	Aug. 15	Signed DL Blaine Woodson.
May 18	Claimed DL Marcell Frazier via waivers from Seattle. Waived LB Austin Calitro.	Aug. 17	Waived FB Marquez Williams on reserve/did not report.
May 19	Traded DB Jamar Taylor to Arizona for the Cardinals' 2020 sixth round pick.	Aug. 18	Placed WR Josh Gordon on active/non-football injury. Signed TE Stephen Baggett. Waived/injured TE Julian Allen. Waived DB Michah Hannemann.
May 22	Signed LB DeMarquis Gates. Signed DL Chad Thomas. Signed WR Antonio Callaway.	Aug. 25	Moved WR Josh Gordon to the active list.
June 4	Signed RB Nick Chubb.	Aug. 28	Signed OL Earl Watford. Waived WR Evan Berry. Waived OL Kevin Bowen. Waived DL Marcell Frazier. Waived OL Geoff Gray. Waived K Ross Martin. Released TE Julian Allen from injured reserve.
June 5	Signed LB Mychal Kendricks. Terminated the contract of LB Tank Carder.		
June 8	Signed RB Duke Johnson Jr. to three-year contract extension.		
June 13	Claimed LB Brady Sheldon via waivers from Oakland. Placed DB Howard Wilson on injured reserve.		
June 14	Signed K Ross Martin. Waived LB DeMarquis Gates.		
June 19	Signed OL Greg Robinson. Waived OL Rod Johnson.		

<p>Aug. 31</p>	<p>Terminated the contract of WR Jeff Janis. Waived TE Stephen Baggett. Waived DB Christian Boutte. Waived DB Elijah Campbell. Waived OL Anthony Fabiano. Waived DL Jeremy Faulk. Waived OL Avery Gennesy. Waived OL Fred Lauina. Waived QB Brogan Roback. Waived DB Derron Smith. Waived DL Blaine Woodson. Waived/injured WR C.J. Board. Waived/injured LB Justin Currie. Waived/injured DL Lenny Jones. Traded OL Shon Coleman to San Francisco for 49ers 2019 seventh round pick.</p>	<p>Sept. 3</p>	<p>Signed OL Kyle Kalis to practice squad. Signed TE Pharoah McKeever to practice squad. Signed DB Jeremiah McKinnon to practice squad. Signed LB Brady Sheldon to practice squad.</p>
<p>Sept. 1</p>	<p>Waived LB B.J. Bello. Waived DL Caleb Brantley. Waived TE Devon Cajuste. Waived RB Matthew Dayes. Waived OL Christian DiLauro. Waived OL Spencer Drango. Waived DL Daniel Ekuale. Waived RB Dontrell Hilliard. Waived DL Zaycoven Henderson. Waived WR Blake Jackson. Waived DB Mike Jordan. Waived DB Montrel Meander. Waived DL Nate Orchard. Waived DB Tigie Sankoh. Waived WR Da'Mari Scott. Waived LB Brady Sheldon. Waived DB Simeon Thomas. Waived P Justin Vogel. Waived/injured FB Danny Vitale. Traded 2019 seventh round pick to New Orleans for DL Devaroe Lawrence.</p>	<p>Sept. 4</p>	<p>Signed OL Brad Seaton to practice squad. Released OL Christian DiLauro from practice squad.</p>
<p>Sept. 2</p>	<p>Waived LB Jermaine Grace. Waived DB Jeremiah McKinnon. Waived DL Jamie Meder. Waived DL Carl Nassib. Waived OL Austin Reiter. Claimed DL Carl Davis via waivers from Baltimore. Claimed OL Aaron Neary via waivers from the Rams. Claimed DL Ifeadi Odenigbo via waivers from Minnesota. Claimed DB Tavierre Thomas via waivers from Arizona. Claimed LB Tanner Vallejo via waivers from Buffalo. Signed OL Christian DiLauro to practice squad. Signed DL Daniel Ekuale to practice squad. Signed DL Zaycoven Henderson to practice squad. Signed RB Dontrell Hilliard to practice squad. Signed DB Montrel Meander to practice squad. Signed DB Tigie Sankoh to practice squad. Signed WR Da'Mari Scott to practice squad.</p>	<p>Sept. 6</p>	<p>Claimed DL Anthony Zettel via waivers from Detroit. Waived OL Aaron Neary.</p>
<p>Sept. 17</p>	<p>Waived WR C.J. Board from injured reserve. Waived LB Justin Currie from injured reserve.</p>	<p>Sept. 11</p>	<p>Waived WR C.J. Board from injured reserve. Waived LB Justin Currie from injured reserve.</p>
<p>Sept. 21</p>	<p>Signed K Greg Joseph. Signed WR Rod Streater. Waived K Zane Gonzalez. Traded WR Josh Gordon and a conditional 2019 7th-round pick to New England for Patriots' 2019 5th-round pick.</p>	<p>Sept. 17</p>	<p>Signed K Greg Joseph. Signed WR Rod Streater. Waived K Zane Gonzalez. Traded WR Josh Gordon and a conditional 2019 7th-round pick to New England for Patriots' 2019 5th-round pick.</p>
<p>Sept. 22</p>	<p>Signed DL Brian Price to practice squad. Released DL Zaycoven Henderson from practice squad.</p>	<p>Sept. 21</p>	<p>Signed DL Brian Price to practice squad. Released DL Zaycoven Henderson from practice squad.</p>
<p>Sept. 24</p>	<p>Signed LB D'Juan Hines off Chargers' practice squad. Waived DL Ifeadi Odenigbo.</p>	<p>Sept. 22</p>	<p>Signed LB D'Juan Hines off Chargers' practice squad. Waived DL Ifeadi Odenigbo.</p>
<p>Oct. 2</p>	<p>Signed TE Pharoah Brown to practice squad. Released TE Pharoah McKeever from practice squad.</p>	<p>Sept. 24</p>	<p>Signed TE Pharoah Brown to practice squad. Released TE Pharoah McKeever from practice squad.</p>
<p>Oct. 3</p>	<p>Signed DB Jeremiah McKinnon from practice squad. Placed DB Terrance Mitchell on injured reserve.</p>	<p>Oct. 2</p>	<p>Signed DB Jeremiah McKinnon from practice squad. Placed DB Terrance Mitchell on injured reserve.</p>
<p>Oct. 4</p>	<p>Signed DB Arrion Springs to practice squad.</p>	<p>Oct. 3</p>	<p>Signed DB Arrion Springs to practice squad.</p>
<p>Oct. 6</p>	<p>Signed DL Brian Price from practice squad. Waived DL Devaroe Lawrence.</p>	<p>Oct. 4</p>	<p>Signed DL Brian Price from practice squad. Waived DL Devaroe Lawrence.</p>
<p>Oct. 9</p>	<p>Signed DL Devaroe Lawrence to practice squad.</p>	<p>Oct. 6</p>	<p>Signed DL Devaroe Lawrence to practice squad.</p>
<p>Oct. 10</p>	<p>Signed RB Dontrell Hilliard from practice squad. Waived DB Jeremiah McKinnon.</p>	<p>Oct. 9</p>	<p>Signed RB Dontrell Hilliard from practice squad. Waived DB Jeremiah McKinnon.</p>
<p>Oct. 13</p>	<p>Signed DB Jeremiah McKinnon to practice squad.</p>	<p>Oct. 10</p>	<p>Signed DB Jeremiah McKinnon to practice squad.</p>
<p>Oct. 16</p>	<p>Signed WR Breshad Perriman. Placed WR Derrick Willies on injured reserve. Signed LB Xavier Woodson-Luster to practice squad. Released DB Jeremiah McKinnon from the practice squad. Waived FB Danny Vitale from injured reserve.</p>	<p>Oct. 13</p>	<p>Signed WR Breshad Perriman. Placed WR Derrick Willies on injured reserve. Signed LB Xavier Woodson-Luster to practice squad. Released DB Jeremiah McKinnon from the practice squad. Waived FB Danny Vitale from injured reserve.</p>
<p>Oct. 19</p>	<p>Signed WR Da'Mari Scott from practice squad. Signed LB Xavier Woodson-Luster from practice squad. Placed WR Rod Streater on injured reserve. Waived/injured LB James Burgess Jr. Signed OL Jake Eldrenkamp to practice squad. Signed WR Blake Jackson to practice squad.</p>	<p>Oct. 16</p>	<p>Signed WR Da'Mari Scott from practice squad. Signed LB Xavier Woodson-Luster from practice squad. Placed WR Rod Streater on injured reserve. Waived/injured LB James Burgess Jr. Signed OL Jake Eldrenkamp to practice squad. Signed WR Blake Jackson to practice squad.</p>
<p>Oct. 19</p>	<p>Traded RB Carlos Hyde to Jacksonville for 2019 5th-round pick.</p>	<p>Oct. 19</p>	<p>Traded RB Carlos Hyde to Jacksonville for 2019 5th-round pick.</p>

- Oct. 20 Waived LB James Burgess Jr. from injured reserve,
- Oct. 23 Signed TE Pharaoh Brown from practice squad.
Signed RB Devante Mays to practice squad.
- Oct. 25 Signed LB Ray-Ray Armstrong.
Waived LB Xavier Woodson-Luster.
- Oct. 29 Hue Jackson relieved of his duties as head coach.
Todd Haley relieved of his duties as offensive coordinator.
Gregg Williams named interim head coach.
Freddie Kitchens named offensive coordinator.
- Oct. 30 Signed LB Xavier Woodson-Luster to practice squad.
Released LB Brady Sheldon from the practice squad.
- Oct. 31 Ryan Lindley named running backs coach.
Signed DB Robert Jackson to practice squad.
Released DB Aarrion Springs from practice squad.
- Nov. 7 Signed DB Juston Burris off Jets' practice squad.
Claimed DB Phillip Gaines via waivers from Buffalo.
Claimed DB Jermaine Whitehead via waivers from Green Bay.
Placed LB Christian Kirksey on injured reserve.
Placed DB E.J. Gaines on injured reserve.
Waived DB Denzel Rice.
Signed DB Arrion Springs to practice squad.
Released OL Jake Eldrenkamp from practice squad.
- Nov. 13 Released DB Arrion Springs from practice squad.
- Nov. 19 Signed DB Lenzy Pipkins to practice squad.
- Nov. 21 Designated DB Terrance Mitchell to return from injured reserve.
- Nov. 30 Signed OL Jake Eldrenkamp to practice squad.
DB Montrel Meander signed off practice squad to Oakland's active roster.
- Dec. 1 Signed OL Kyle Kalis from practice squad.
Waived WR Da'Mari Scott.
- Dec. 6 Signed OL Mason Gentry to practice squad.
Signed WR Daniel Williams to practice squad.
DL Daniel Ekual placed on reserve/suspended by commissioner list.
- Dec. 8 Activated DB Terrance Mitchell from injured reserve.
Placed TE Pharaoh Brown on injured reserve.
- Dec. 13 Signed LB Xavier Woodson-Luster from practice squad.
Placed TE Orson Charles on injured reserve.
Signed DB Ashton Lampkin to practice squad.
Placed DB Robert Jackson on practice squad/injured.
- Dec. 18 Signed OL Kyle Friend to practice squad.
- Dec. 28 Signed WR Blake Jackson from practice squad.
Placed LB Tanner Vallejo on injured reserve.

Punt Returned For a TD

By Browns: Travis Benjamin, 78 yards (9/20/15 vs. TEN)
By Opponent: Kaelin Clay, 82 yards (11/30/15 vs. BAL)

Kickoff Returned For a TD

By Browns: Joshua Cribbs, 100 yards & 103 yards (12/20/09 at KC)
By Opponent: JuJu Smith-Schuster, 96 yards (12/31/17 at PIT)

Interception Returned For a TD

By Browns: Jason McCourty, 56 yards (10/15/17 at HOU)
By Opponent: Zach Cunningham, 38 yards (12/2/18 at HOU)

Two Interceptions in Same Game

By Browns: Denzel Ward (9/9/18 vs. PIT)
By Opponent: Jimmy Smith (12/30/18 at BAL)

Three Interceptions in Same Game

By Browns: Anthony Henry (11/18/01 at BAL)
By Opponent: Kevin Byard (10/22/17 vs. TEN)

Fumble Returned For a TD

By Browns: Craig Robertson, recovered in end zone (12/7/14 vs. IND)
By Opponent: Brandon Williams, recovered in end zone (12/17/17 vs. BAL)

Punt Block Returned For a TD

By Browns: Andre King, 28 yards (11/30/03 at SEA)
By Opponent: Anthony Chickillo 16 yards (9/10/17 vs. PIT)

Punt Blocked

By Browns: Marlon Moore (11/5/15 at CIN)
By Opponent: Clayton Fejedelem (12/23/18 vs. CIN)

Shutout Scored

By Browns: at Cleveland 8, Buffalo 0 (12/16/07)
By Opponent: vs. Cincinnati 30, Cleveland 0 (12/14/14)

PAT Unsuccessful

By Browns: Greg Joseph (hit right upright) (12/23/18 vs. CIN)
By Opponent: Randy Bullock (hit left upright) (11/25/18 at CIN)

Two-Point Conversion

By Browns: Antonio Callaway reception (10/14/18 vs. LAC)
By Opponent: Cody Core pass from Jeff Driskel (12/23/18 vs. CIN)

Field Goal Blocked

By Browns: Myles Garrett (11/25/18 at CIN)
By Opponent: T.J. Watt (9/9/18 vs. PIT)

Field Goal Blocked Returned for TD

By Browns: Leigh Bodden, 59 yards (11/13/05 at PIT)
By Opponent: Will Hill III, 62 yards (11/30/15 vs. BAL)

Safety Scored

By Browns: Trevon Coley tackled Peyton Barber in the end zone (10/21/18 at TB)
By Opponent: Holding penalty enforced in the end zone (10/28/18 at PIT)

100 Yards Rushing

By Browns: Nick Chubb, 112 yards (12/23/18 vs. CIN)
By Opponent: Kenneth Dixon, 117 yards (12/30/18 at BAL)

100 Yards Rushing in a Half

By Browns: Nick Chubb, 120 yards in second half (11/11/18 vs. ATL)
By Opponent: James Conner, 113 yards in second half (10/28/18 at PIT)

200 Yards Rushing

By Browns: Jerome Harrison, 286 yards (12/20/09 at KC)
By Opponent: Ahmad Bradshaw, 200 yards (10/7/12 at NYG)

Back-to-Back 100-Yard Rushing Games

By Browns: Nick Chubb, 100 yards (12/15/18 at DEN), Nick Chubb, 112 yards (12/23/18 vs. CIN)
By Opponent: Jeremy Hill, 111 yards (12/11/16 vs. CIN), LeSean McCoy, 153 yards (12/18/16 vs. BUF)

Two 100-yard Rushers in Same Game

By Browns: Leroy Kelly (113) & Ernie Green (103) (10/8/66 vs. PIT)
By Opponent: Arian Foster (124) & Ben Tate (115) (11/6/11 at HOU)

Two Rushing Touchdowns

By Browns: Nick Chubb (9/30/18 at OAK)
By Opponent: Lamar Jackson (12/30/18 at BAL)

Three Rushing Touchdowns

By Browns: Peyton Hillis (11/28/10 vs. CAR)
By Opponent: Melvin Gordon III (10/14/18 vs. LAC)

Four Rushing Touchdowns

By Browns: Jamal Lewis (11/4/07 vs. SEA)
By Opponent: None

Successful Onside Kick

By Browns: October 16, 2016 (at TEN)
By Opponent: December 8, 2013 (at NE)

OT Game Won

By Browns: Cleveland 12 vs. Baltimore 9 (10/7/18)
By Opponent: Tampa Bay 26 vs. Cleveland 23 (10/21/18)

300 Yards Passing

By Browns: Baker Mayfield, 376 yards (23-42, 3 TD, 3 INT) (12/30/18 at BAL)
By Opponent: Matt Ryan, 330 yards (38-52, 2 TD) (11/11/18 vs. ATL)

Back-to-Back 300-Yard Passing Games

By Browns: Josh McCown, 457 yards (36-51, 2 TD) (10/11/15 at BAL), Josh McCown, 356 yards (32-41, 2 TD) (10/4/15 at SD)
By Opponent: Matt Ryan, 330 yards (38-52, 2 TD) (11/11/18 vs. ATL), Patrick Mahomes, 375 yards (23-32, 3 TD, INT) (11/4/18 vs. KC)

400 Yards Passing

By Browns: Josh McCown, 457 yards (36-51, 2 TD) (10/11/15 at BAL)
By Opponent: Derek Carr, 437 yards (35-58, 4 TD, 2 INT) (9/30/18 at OAK)

200 Yards Passing in a Half

By Browns: Baker Mayfield, 210 yards in second half (12/30/18 at BAL)
By Opponent: Matt Ryan, 213 yards in second half (11/11/18 vs. ATL)

Three Touchdown Passes

By Browns: Baker Mayfield (12/30/18 at BAL)
By Opponent: Patrick Mahomes (11/4/18 vs. KC)

Four Touchdown Passes

By Browns: Baker Mayfield (11/25/18 at CIN)
By Opponent: Derek Carr (9/30/18 at OAK)

Five Touchdown Passes

By Browns: Derek Anderson (9/16/07 vs. CIN)
By Opponent: Matthew Stafford (11/22/09 at DET)

Six Touchdown Passes

By Browns: None
By Opponent: Carson Palmer (9/16/07 vs. CIN)

100 Yards Receiving

By Browns: Jarvis Landry, 102 yards (12/30/18 at BAL)
By Opponent: Julio Jones, 107 yards (11/11/18 vs. ATL)

100 Yards Receiving in a Half

By Browns: Terrelle Pryor Sr., 101 yards in first half (10/30/16 vs. NYJ)
By Opponent: JuJu Smith-Schuster, 127 yards in first half (12/31/17 at PIT)

Two 100-Yard Receivers in Same Game

By Browns: Josh Gordon (151) & Jordan Cameron (121) (12/8/13 at NE)
By Opponent: Amari Cooper (128) & Jared Cook (110) (9/30/18 at OAK)

Back-to-Back 100-Yard Receiving Games

By Browns: Terrelle Pryor Sr., 144 yards (9/25/16 at MIA), Corey Coleman, 104 yards (9/18/16 vs. BAL)
By Opponent: Tyrell Williams, 118 yards (10/14/18 vs. LAC), Mike Evans, 107 yards (10/21/18 at TB)

200 Yards Receiving

By Browns: Josh Gordon, 261 yards (12/1/13 vs. JAX)
By Opponent: Terrell Owens, 222 yards (10/3/10 vs. CIN)

Two Receiving Touchdowns

By Browns: Duke Johnson Jr. (11/4/18 vs. KC)
By Opponent: Travis Kelce (11/4/18 vs. KC)

Three Receiving Touchdowns

By Browns: Jordan Cameron (9/22/13 at MIN)
By Opponent: Martellus Bennett (10/9/16 vs. NE)

500 Yards Total Offense

By Browns: 505 yards (10/11/15 at BAL)
By Opponent: 565 yards (9/30/18 at OAK)

Two Sacks

By Browns: Myles Garrett (10/21/18 at TB)
By Opponent: Carl Nassib (10/21/18 at TB)

Three Sacks

By Browns: Paul Kruger (10/26/14 vs. OAK)
By Opponent: T.J. Watt (9/9/18 vs. PIT)

Four Sacks

By Browns: Andra Davis (11/9/03 at KC)
By Opponent: Elivs Dumervil (9/20/09 at DEN)

Three Field Goals

By Browns: Zane Gonzalez (11/26/17 at CIN)
By Opponent: Justin Tucker (4) (12/30/18 at BAL)

Four Field Goals

By Browns: Travis Coons (1/3/16 vs. PIT)
By Opponent: Justin Tucker (12/30/18 at BAL)

Five Field Goals

By Browns: Phil Dawson (11/4/12 vs. BAL)
By Opponent: Ka'imi Fairbairn (12/2/18 at Hou)

Six Field Goals

By Browns: Phil Dawson (11/5/06 at SD)
By Opponent: None

WEEK 1, GAME 1

STEELERS 21
BROWNS 21Sept. 9, 2018 (OT)
FirstEnergy Stadium, Cleveland, Ohio

The Cleveland Browns kicked off the 2018 season with a tie against the Pittsburgh Steelers, 21-21. In the first tie for the Browns since 1989, the team's defense forced six turnovers for the first time since 2010. Rookie DB Denzel Ward became the first Browns DB to secure two interceptions in his NFL debut since 1971 (Clarence Scott). Browns DL Myles Garrett forced a career-best two fumbles, while matching career-best marks in tackles (six) and sacks (two). Following a scoreless first quarter, Steelers RB James Conner culminated a 10-play, 88-yard scoring drive ending in a four-yard touchdown run. After the 7-0 halftime break, Browns QB Tyrod Taylor led Cleveland on an opening-half possession that he ended with a 20-yard touchdown run by him, tying the game at 7-7. Pittsburgh answered as QB Ben Roethlisberger found WR Antonio Brown for a 22-yard touchdown pass on the ensuing possession. After forcing the Browns to punt, Conner found the end zone again for his second score of the game, giving the Steelers their largest lead of the game, 21-7. After recovering the team's second fumble of the game, Browns RB Carlos Hyde punched in a one-yard score. Before the final whistle of regulation, Taylor found WR Josh Gordon for a 17-yard strike with 1:58 remaining in regulation to tie the game, 21-21. In the OT period, each team exchanged possessions with punts, before the Steelers put together an eight-play, 31-yard drive to set up a K Chris Boswell game-winning field goal attempt, but Boswell's try missed to the left. Following a Cleveland punt, Roethlisberger was strip-sacked by LB Genard Avery on the following possession. The ensuing Browns K Zane Gonzalez game-winning field goal attempt was blocked by Steelers LB TJ Watt, forcing the teams to tie, 21-21.

TEAM	1	2	3	4	OT	F
Pittsburgh	0	7	14	0	0	21
Cleveland	0	0	7	14	0	21

SCORING SUMMARY

Team	Q	Time	Play
Steelers	2	11:16	J.Conner 4 yd. run (C.Boswell kick) (10-88, 5:39)
Browns	3	10:05	T.Taylor 20 yd. run (Z.Gonzalez kick) (10-86, 4:55)
Steelers	3	8:24	A.Brown 22 yd. pass from B.Roethlisberger (C.Boswell kick) (3-74, 1:41)
Steelers	3	5:23	J.Conner 22 yd. run (C.Boswell kick) (2-39, 0:45)
Browns	4	7:32	C.Hyde 1 yd. run (Z.Gonzalez kick) (1-1, 0:04)
Browns	4	1:58	J.Gordon 17 yd. pass from T.Taylor (Z.Gonzalez kick) (2-55, 0:12)

TEAM STATISTICS

	PIT	CLE
FIRST DOWNS:	25	22
TIME OF POSSESSION:	35:12	34:48
TOTAL NET YARDS: (RU/PA):	472 (159/313)	327 (177/150)
SACKS/YARDS:	7/47	4/22
PUNTS/AVERAGE:	7-39.3	12-43.5
PENALTIES/YARDS:	12-166	11-87
FUMBLES/LOST:	3/3	1/0

INDIVIDUAL STATISTICS

PASSING: PIT: B.Roethlisberger 23-41-335 (TD, 3 INT); CLE: T.Taylor 15-40-197 (TD, INT)
RUSHING: PIT: J.Conner 31-135 (2 TD), B.Roethlisberger 3-16, R.Switzer 1-6; CLE: T.Taylor 8-77 (TD), C.Hyde 22-62 (TD), N.Chubb 3-21, D.Johnson Jr. 5-17.
RECEIVING: PIT: A.Brown 9-93 (TD), J.Smith-Schuster 5-119, J.Conner 5-57, J.James 3-60, J.Hunter 1-6; CLE: J.Landry 7-106, D.Njoku 3-13, R.Higgins 1-38, J.Gordon 1-17 (TD), D.Fells 1-12, D.Johnson Jr. 1-8, Carlos Hyde 1-3.

WEEK 2, GAME 2

BROWNS 18
SAINTS 21Sept. 16, 2018
Mercedes-Benz Superdome, New Orleans, La.

In the first road game of 2018, the Cleveland Browns fell to the New Orleans Saints, 21-18. Despite leading 12-3 going into the final quarter, the Saints rallied to score 18 points in the final 8:41 of the contest, securing the victory. K Zane Gonzalez opened the scoring for the Browns with his first of two 39-yard, first-half field goals. However, Saints K Wil Lutz provided an equalizing field goal on the ensuing possession. At the half, the Browns went into the locker room with a 6-3 lead. New Orleans punted on the opening possession of the second half, as RB Carlos Hyde capped a 12-play, 79-yard drive with a one-yard rushing touchdown. On the Saints' first drive of the fourth quarter, WR Michael Thomas caught his first of two fourth quarter touchdowns from QB Drew Brees. Following a Browns QB Tyrod Taylor interception, New Orleans took their first lead of the game after another with Thomas' second score. Saints RB Alvin Kamara ran in the ensuing two-point conversion attempt. Following the two-minute warning, Taylor found WR Antonio Callaway for a 47-yard touchdown reception to tie the game at 18, as Gonzalez missed the extra point attempt. With 1:16 remaining, Brees orchestrated a six-play, 49-yard drive to set up th go-ahead field goal, which Lutz made from 44 yards out with 0:21 remaining. Taylor found Browns WR Jarvis Landry for a 25-yard reception, followed by a 16-yard catch from Callaway to set-up the game-tying field goal for Cleveland, but Gonzalez missed the attempt wide right.

TEAM	1	2	3	4	F
Cleveland	3	3	6	6	18
New Orleans	3	0	0	18	21

SCORING SUMMARY

Team	Q	Time	Play
Browns	1	8:29	Z.Gonzalez 39 yd. Field Goal (6-25, 3:02)
Saints	1	2:47	W.Lutz 31 yd. Field Goal (11-63, 5:42)
Browns	2	1:55	Z.Gonzalez 39 yd. Field Goal (7-45, 2:21)
Browns	3	6:43	C.Hyde 1 yd. run (kick failed) (12-79, 6:27)
Saints	4	8:41	M.Thomas 2 yd. pass from D.Brees (W.Lutz kick) (9-66, 5:35)
Saints	4	2:40	M.Thomas 5 yd. pass from D.Brees (A.Kamara run) (4-18, 2:17)
Browns	4	1:16	A.Callaway 47 yd. pass from T.Taylor (kick failed) (6-75, 1:24)
Saints	4	0:21	W.Lutz 44 yd. Field Goal (6-49, 0:55)

TEAM STATISTICS

	CLE	NO
FIRST DOWNS:	16	18
TIME OF POSSESSION:	27:19	32:41
TOTAL NET YARDS: (RU/PA):	327 (93/234)	275 (62/213)
SACKS/YARDS:	3/30	3/12
PUNTS/AVERAGE:	3-39.3	4-44.8
PENALTIES/YARDS:	4-43	4-53
FUMBLES/LOST:	3/0	2/2

INDIVIDUAL STATISTICS

PASSING: CLE: T.Taylor 22-30-246 (TD, INT); NO: D.Brees 28-45-243 (2 TD).
RUSHING: CLE: C.Hyde 16-43 (TD), T.Taylor 4-26, N.Chubb 2-14, A.Callaway 2-7, D.Johnson Jr. 3-3; NO: A.Kamara 13-46, M.Gillislee 8-18, J.Williams 1-(-1), D.Brees 1-(-1).
RECEIVING: CLE: A.Callaway 3-81 (TD), J.Landry 5-69, R.Higgins 5-47, D.Njoku 4-20, D.Fells 2-15, C.Hyde 1-7, D.Johnson Jr. 2-7; NO: M.Thomas 12-89 (2 TD), T.Ginn 4-55, A.Kamara 6-53, B.Watson 3-19, T.Smith 1-18, J.Hill 1-1, Z.Line 1-1.

WEEK 3, GAME 3



JETS 18
BROWNS 21

Sept. 20, 2018
FirstEnergy Stadium, Cleveland, Ohio



The Cleveland Browns defeated the New York Jets on Thursday Night Football, 21-17, securing the team's first win since Week 16 of the 2016 season. Browns rookie QB Baker Mayfield entered the game prior to the end of the first half due to an injury suffered by QB Tyrod Taylor, propelling Cleveland to 14 unanswered points and a fourth-quarter touchdown en route to a victory. Mayfield finished the game with 17 completions on 23 attempts for 201 yards, scoring on the receiving end of a two-point conversion attempt thrown by WR Jarvis Landry. Landry added eight receptions for 103 yards, his best single-game showing as a Brown. Following a scoreless first quarter, Jets RB Isaiah Crowell opened the scoring for New York, rushing in from seven yards out four seconds into the second quarter. After a Cleveland punt on the ensuing possession, Crowell scored for the second time of the evening from two yards out, capping a 10-play, 63-yard touchdown drive. Down 14-0, and following the Taylor injury, Mayfield entered the game and led the Browns on a six-play, 39-yard drive for a 45-yard field goal from newly-acquired K Greg Joseph. The Jets took their 14-3 lead into the intermission. Following a strip forced fumble by Browns DB Denzel Ward of Jets WR Robby Anderson, Joseph connected on his second field goal, this time from 27 yards out to draw the Browns within one score. Before the final whistle of the third quarter, Browns RB Carlos Hyde capped a 69-yard scoring drive with a goal-line plunge from one yard out. The ensuing two-point conversion attempt was successful, as Landry's end around pass found Mayfield in the corner of the end zone. Jets K Jason Myers ended Cleveland's 14-point burst with a field goal from 28 yards out, giving Cleveland the ball back with 8:55 remaining in regulation. On the next drive, Hyde scored his second one-yard touchdown rush of the game to end a 15-play drive, giving the Browns their first lead of the contest. On a third-down attempt, LB Joe Schobert intercepted Jets QB Sam Darnold's pass. Following a Browns punt, Darnold threw his second pick of the game, as DB Terrance Mitchell picked off his sixth career interception to secure the win for Cleveland.

TEAM	1	2	3	4	F
New York	0	14	0	3	17
Cleveland	0	3	11	7	21

SCORING SUMMARY

Team	Q	Time	Play
Jets	2	14:56	I.Crowell 7 yd. run (J.Myers kick) (5-28, 2:17)
Jets	2	7:54	I.Crowell 2 yd. run (J.Myers kick) (10-63, 5:37)
Browns	2	0:23	G.Joseph 45 yd. Field Goal (6-39, 1:19)
Browns	3	5:21	G.Joseph 27 yd. Field Goal (4-0, 0:58)
Browns	3	0:42	C.Hyde 1 yard run (J.Landry-B.Mayfield pass) (7-69, 2:49)
Jets	4	8:56	J.Myers 28 yd. Field Goal (12-65, 6:46)
Browns	4	2:04	C.Hyde 1 yd. run (G.Joseph kick) (15-75, 6:52)

TEAM STATISTICS

	NYJ	CLE
FIRST DOWNS:	14	20
TIME OF POSSESSION:	29:08	30:52
TOTAL NET YARDS: (RU/PA):	268 (107/161)	323 (133/190)
SACKS/YARDS:	4/30	2/8
PUNTS/AVERAGE:	7-49.1	8-34.1
PENALTIES/YARDS:	6-55	5-41
FUMBLES/LOST:	2/1	2/0

INDIVIDUAL STATISTICS

PASSING: NYJ: S.Darnold 15-31-169 (2 INT); CLE: B.Mayfield 17-23-291, T.Taylor 4-14-19.

RUSHING: NYJ: B.Powell 14-73, I.Crowell 16-34 (2 TD); CLE: C.Hyde 23-98 (2 TD), T.Taylor 4-22, D.Johnson Jr. 2-9, N.Chubb 2-6, B.Mayfield 2-(-2).

RECEIVING: NYJ: Q.Enunwa 4-57, J.Kearse 3-35, R.Anderson 2-22, I.Crowell 2-17, C.Herndon 2-(-1), T.Pryor 1-25, E.Tomlinson 1-14; CLE: J.Landry 8-103, A.Callaway 4-20, R.Higgins 3-32, D.Njoku 2-36, D.Johnson Jr. 2-24, C.Hyde 2-5.

WEEK 4, GAME 4



BROWNS 42
RAIDERS 45

Sept. 30, 2018 (OT)
Oakland-Alameda County Coliseum
Oakland, Calif.



The Cleveland Browns fell to the Oakland Raiders, 45-42, in the team's second overtime game of the season. Though leading by 14 points midway through the fourth quarter, the Browns allowed the Raiders to score 21 fourth-quarter points and the eventual game-winning field goal in the overtime period. Rookie QB Baker Mayfield, in his first career NFL start, threw for 295 yards and two touchdowns on 21 completions. Fellow rookie, RB Nick Chubb, rushed for 105 yards and a pair of scores on just three carries, a franchise rookie record. DBs E.J. Gaines and Damarious Randall each had an interception, giving the Browns 13 takeaways through the first four games of the season for the first time since 1989. RB Carlos Hyde also scored on the ground for a league-best fifth time this season. Following an exchange of punts to begin the game, Mayfield's second drive ended in an interception returned for a touchdown by Oakland DB Gareon Conley. Down, 7-0, the Browns rallied by scoring 17 unanswered points before the end of the first half. A field goal from K Greg Joseph with two minutes remaining in the first quarter got Cleveland on the board, along with a 63-yard score by Chubb. Following an Oakland missed field goal, Mayfield found TE Darren Fells for a 49-yard passing score, capping a four-play, 70-yard drive. Mayfield's connection with Fells was his first career touchdown pass. The Browns' ensuing two-point conversion attempt was successful, as RB Duke Johnson Jr. ran around the left end to put the Browns ahead by 10 points. However, the Raiders answered with a receiving score from WR Amari Cooper, leading to the halftime score of 17-14 in favor of Cleveland. The Browns scored on each of their first two drives in the second half, with a Joseph field goal and a WR Jarvis Landry touchdown reception, the first in his Browns career. After two fumbles and three punts on five possessions, the Raiders scored 13 unanswered points to take a 34-28 lead with less than 11 minutes remaining in regulation. Returning the favor, Hyde capped a seven-play, 77-yard drive with a one-yard rushing score after WR Antonio Callaway's 59-yard reception to set it up. Later, Chubb scored again with a 41-yard touchdown before Oakland put together a six-play, 53-yard scoring drive with a touchdown pass to TE Jared Cook from QB Derek Carr. The Raiders converted the two-point conversion attempt with a WR Jordy Nelson catch, taking the game into overtime, 42-42. Raiders K Matt McCrane missed his first field goal attempt on the team's first possession, but after forcing a Browns punt on the following drive, he redeemed himself and connected on a 29-yard attempt to secure Oakland's first win of the season.

TEAM	1	2	3	4	OT	F
Cleveland	3	14	11	14	0	42
Oakland	7	7	7	21	3	45

SCORING SUMMARY

Team	Q	Time	Play
Raiders	1	10:01	G.Conley 36 yd. Interception Return (M.McCrane kick)
Browns	1	2:00	G.Joseph 25 yd. Field Goal (15-68, 8:01)
Browns	2	12:35	N.Chubb 63 yd. run (pass failed) (1-63, 0:11)
Browns	2	9:00	D.Fells 49 yd. pass from B.Mayfield (D.Johnson Jr. run) (4-70, 1:58)
Raiders	2	4:30	A.Cooper 8 yd. pass from D.Carr (M.McCrane kick) (8-75, 4:30)
Browns	3	9:22	G.Joseph 28 yd. Field Goal (11-65, 5:38)
Browns	3	7:26	J.Landry 2 yd. pass from B.Mayfield (D.Johnson run) (2-31, 0:51)
Raiders	3	5:34	J.Cook 7 yd. pass from D.Carr (M.McCrane kick) (3-7, 0:11)
Raiders	4	14:14	M.McCrane 29 yd. Field Goal (6-58, 2:07)
Raiders	4	12:46	J.Nelson 19 yd. pass from D.Carr (McCrane kick) (2-20, 0:40)
Raiders	4	10:46	M.McCrane 44 yd. Field Goal (4-3, 1:26)
Browns	4	8:07	C.Hyde 1 yd. run (G.Joseph kick) (7-77, 2:39)
Browns	4	4:20	N.Chubb 41 yd. run (G.Joseph kick) (3-63, 1:26)
Raiders	4	0:30	J.Cook 7 yd. pass from D.Carr (D.Carr-J.Nelson) (6-53, 0:58)
Raiders	OT	1:46	M.McCrane 29 yd. Field Goal (11-70, 3:41)

TEAM STATISTICS

	CLE	OAK
FIRST DOWNS:	21	27
TIME OF POSSESSION:	31:23	36:51
TOTAL NET YARDS: (RU/PA):	487 (208/279)	565 (139/426)
SACKS/YARDS:	3/11	2/16
PUNTS/AVERAGE:	7-50.0	6-44.5
PENALTIES/YARDS:	8-55	6-65
FUMBLES/LOST:	3/2	0/0

INDIVIDUAL STATISTICS

PASSING: CLE: B.Mayfield 21-41-295 (2 TD, 2 INT); OAK: D.Carr 35-58-437 (4 TD 2 INT).
RUSHING: CLE: N.Chubb 3-105 (2 TD), C.Hyde 22-82, D.Johnson Jr. 2-11, B.Mayfield 4-10; OAK: M.Lynch 20-130, D.Martin 5-11, D.Carr 2-1, D.Harris 1-(-1), J.Richard 1-(-2).
RECEIVING: CLE: R.Higgins 4-61, A.Callaway 3-54, D.Njoku 5-52, D.Fells 1-49 (TD), D.Johnson Jr. 4-45, J.Landry 4-34 (TD); OAK: A.Cooper 8-128 (TD), J.Cook 8-110 (2 TD), M.Bryant 3-51, J.Nelson 5-48 (TD), J.Richard 3-38, M.Lynch 3-27, L.Smith 3-23, S.Roberts 2-12.

WEEK 5, GAME 5

RAVENS 18
BROWNS 21

Oct. 7, 2018 (OT)

FirstEnergy Stadium, Cleveland, Ohio



The Cleveland Browns defeated the Baltimore Ravens in overtime, 12-9, the franchise's first win on a Sunday since 2015. With the win, Cleveland advanced to 2-2-1 on the season, the team's best start to a season since 2014 (3-2). Browns rookie QB Baker Mayfield threw for 342 yards on 25 completions and a touchdown. The 342 yards in a single game are the second most by a Browns rookie in franchise history. After a Mayfield pick on Cleveland's first offensive drive, Baltimore capped a four-play drive with a 44-yard field goal by K Justin Tucker to give the Ravens the early 3-0 lead. The three-point lead was Baltimore's only lead of the contest. With 40 seconds before the halftime whistle, Mayfield found WR Rashard Higgins for Higgins' first score of the 2018 season. Each team notched on a field goal in the third quarter, with Browns K Greg Joseph and Tucker connecting from 35 yards and 25 yards out, respectively. Later, Tucker would register his third field goal of the contest, this time from 32-yarder, to draw the score at 9-9. In the Browns' third overtime game of the year, each team exchanged punts after the Browns took the ball to start the overtime period. Getting the ball at the Cleveland 16 yard line, Mayfield orchestrated a seven-play, 65-yard drive to set up Joseph for a 37-yard game winner.

TEAM	1	2	3	4	OT	F
Baltimore	3	0	3	3	0	9
Cleveland	0	6	3	0	3	12

SCORING SUMMARY

Team	Q	Time	Play
Ravens	1	8:37	J.Tucker 44 yd. Field Goal (4-7, 0:56)
Browns	2	0:40	R.Higgins 19 yd. pass from B.Mayfield (kick failed) (6-78, 1:19)
Browns	3	7:29	G.Joseph 35 yd. Field Goal (8-25, 2:59)
Ravens	3	0:53	J.Tucker 25 yd. Field Goal (13-68, 6:36)
Ravens	4	0:52	J.Tucker 32 yd. Field Goal (11-52, 3:37)
Browns	OT	0:02	G.Joseph 37 yd. Field Goal (7-65, 2:55)

TEAM STATISTICS

	BAL	CLE
FIRST DOWNS:	25	20
TIME OF POSSESSION:	33:42	36:16
TOTAL NET YARDS: (RU/PA):	410 (116/294)	416 (112/304)
SACKS/YARDS:	5/38	2/4
PUNTS/AVERAGE:	8-45.8	9-50.2
PENALTIES/YARDS:	4-54/15	10-66
FUMBLES/LOST:	2/1	1/0

INDIVIDUAL STATISTICS

PASSING: BAL: J.Flacco 29-56-298 (INT), L.Jackson 0-1; **CLE:** B.Mayfield 25-43-342 (TD, INT)

RUSHING: BAL: A.Collins 12-59, J.Allen 8-34, J.Flacco 2-13, L.Jackson 3-10; **CLE:** C.Hyde 17-63, D.Johnson Jr. 5-35, B.Mayfield 2-23, N.Chubb 3-2, R.Streater 1-(-11).

RECEIVING: BAL: M.Crabtree 6-66, J.Allen 6-44, W.Snead IV 5-55, J.Brown 4-58, M.Williams 2-8, C.Moore 1-20, M.Andrews 1-16, N.Boyle 1-10, A.Collins 1-7, H.Hurst 1-7, D.Turner 1-7; **CLE:** D.Njoku 6-69, J.Landry 5-69, R.Higgins 3-66, D.Willies 3-61, A.Callaway 3-22, C.Hyde 2-14, S.DeValve 1-26, D.Fells 1-8, D.Johnson Jr. 1-7.

WEEK 6, GAME 6

CHARGERS 38
BROWNS 14

Oct. 14, 2018

FirstEnergy Stadium, Cleveland, Ohio



The Cleveland Browns fell to the Los Angeles Chargers, 38-14, for the second time in as many seasons, at FirstEnergy Stadium. Led by RB Melvin Gordon III's three rushing touchdowns and WR Tyrell Williams' two receiving touchdowns, the Chargers scored five total times and collected 449 yards of total offense. Browns QB Baker Mayfield accounted for 238 yards on 22 completions, adding a fourth-quarter touchdown to TE David Njoku. K Greg Joseph connected on two second-quarter field goals and Mayfield found WR Antonio Callaway on a successful two-point conversion attempt to account for Cleveland's 14 points. The Browns have now successfully converted four two-point conversion attempts on the season, the first time that a Browns team has had four in a single season since 1994. After Gordon III's first rushing touchdown in the first quarter, Joseph connected on a 33-yard field goal less than three minutes into the second frame to give the Browns their first points. Los Angeles tallied on Williams' two receiving touchdowns, before Joseph hit his second field goal of the game, this time from 28 yards out. At the half, the score was 21-6, in favor of the Chargers. Out of the intermission, Gordon III had his final two out of three total rushing touchdowns, giving the Bolts their largest lead of the game (29 points) through three quarters of play. In the fourth quarter, Mayfield orchestrated a seven-play, 42-yard drive that was capped by Njoku's touchdown. K Michael Badgley made a 44-yard field goal with four minutes remaining to finalize the score, 38-14.

TEAM	1	2	3	4	F
Los Angeles	7	14	14	3	38
Cleveland	0	6	0	8	14

SCORING SUMMARY

Team	Q	Time	Play
Chargers	1	10:14	M.Gordon 4 yd. run (M.Badgley kick) (5-57, 2:32)
Browns	2	12:47	G.Joseph 33 yd. Field Goal (7-18, 2:13)
Chargers	2	6:34	Ty.Williams 45 yd. pass from P.Rivers (M.Badgley kick) (2-89, 1:12)
Chargers	2	0:51	Ty.Williams 29 yd. pass from P.Rivers (M.Badgley kick) (6-77, 1:22)
Browns	2	0:00	G.Joseph 28 yd. Field Goal (8-59, 0:51)
Chargers	3	11:49	M.Gordon 10 yd. run (M.Badgley kick) (1-10, 0:05)
Chargers	3	3:12	M.Gordon 11 yd. run (M.Badgley kick) (11-81, 7:10)
Browns	4	12:26	D.Njoku 1 yd. pass from B.Mayfield (B.Mayfield-A.Callaway pass) (7-42, 1:50)
Chargers	4	4:15	M.Badgley 44 yd. Field Goal (5-[-1], 2:37)

TEAM STATISTICS

	LAC	CLE
FIRST DOWNS:	24	18
TIME OF POSSESSION:	33:42	36:16
TOTAL NET YARDS: (RU/PA):	449 (246/203)	317 (103/214)
SACKS/YARDS:	5/24	1/2
PUNTS/AVERAGE:	5-41.6	6-40.3
PENALTIES/YARDS:	10-72	6-53
FUMBLES/LOST:	2/0	1/0

INDIVIDUAL STATISTICS

PASSING: LAC: P.Rivers 11-20-207 (2 TD, INT), G.Smith 1-1-8; **CLE:** B.Mayfield 22-46-238 (TD, 2 INT).

RUSHING: LAC: M.Gordon III 18-132 (3 TD), A.Ekeler 7-60, K.Allen 4-41, M.Williams 1-10, J.Jackson 3-4, Ty.Williams 1-1, G.Smith 2-(-2); **CLE:** D.Johnson 2-36, C.Hyde 14-34, N.Chubb 3-25, B.Mayfield 2-8.

RECEIVING: LAC: Ty.Williams 3-118 (2 TD), K.Allen 4-62, M.Gordon 2-18, J.Jackson 1-8, A.Gates 1-5, M.Williams 1-4; **CLE:** D.Ratley 6-82, D.Johnson 4-73, D.Njoku 7-55, J.Landry 2-11, A.Callaway 2-9, O.Charles 1-8.

WEEK 7, GAME 7

**BROWNS 23
BUCCANEERS 26**Oct. 21, 2018 (OT)
Raymond James Stadium, Tampa, Fla.

In Cleveland's fourth overtime game of the season, the Browns fell on the road to the Tampa Bay Buccaneers, 26-23. The overtime matchup tied a franchise record for overtime games in a season. Despite scoring two touchdowns in the fourth quarter and overcoming a 14-point halftime deficit, the Browns fell to 2-4-1 on the season when Buccaneers K Chandler Catanzaro made a 59-yard field goal in extra time. Browns QB Baker Mayfield completed 23 of 34 passes for 215 yards and two touchdowns. WR Jarvis Landry paced Cleveland's offense by setting a season-high mark of 10 receptions and accounted for 97 yards. Landry also caught his second touchdown of the season. The Browns forced four turnovers against the Buccaneers, advancing their season mark to 20 takeaways. Browns P Britton Colquitt averaged a season-best 51.7 yards per punt, notching a career-long 79 yard punt before the end of the first half to pin the Buccaneers at their own one-yard line. On Tampa Bay's opening drive, Browns DL Trevon Coley stopped Bucs RB Peyton Barber in the end zone for a safety, opening the afternoon's scoring. However, Cleveland would punt on each of their first six possessions, while Tampa Bay took a 16-2 lead after the first half. After the half and down by two touchdowns, Mayfield threw his first touchdown pass of the afternoon to TE David Njoku to bring the Browns within one score. Tampa Bay answered with RB Ronald Jones' rushing score from two yards out, capping a 13-play, 73-yard series. Cleveland answered by orchestrating their longest drive of the game, as rookie RB Nick Chubb rushed for a one-yard score less than three minutes into the fourth quarter. After a DB Jabrill Peppers 32-yard punt return to put the Browns inside of Tampa Bay's 20-yard line, Mayfield found Landry for the game-tying score with less than three minutes remaining in regulation. Set up for a game-winning field goal, Catanzaro missed wide right as time expired to force overtime. Browns LB Jamie Collins Sr. intercepted Bucs QB Jameis Winston on the first drive, but after an exchange of punts, Catanzaro redeemed himself by connecting on a 59-yard boot to down the Browns.

TEAM	1	2	3	4	OT	F
Cleveland	2	0	7	14	0	23
Tampa Bay	3	13	7	0	3	26

SCORING SUMMARY

Team	Q	Time	Play
Browns	1	9:18	P.Barber tackled in end zone by T.Coley for a Safety
Bucs	1	3:02	C.Catanzaro 38 yd. Field Goal (11-52, 4:26)
Bucs	2	14:54	D.Jackson 14 yd. run (kick failed, hru) (6-55, 1:44)
Bucs	2	7:58	J.Winston 14 yd. run (C.Catanzaro kick) (10-75, 5:22)
Browns	3	13:01	D.Njoku 15 yd. pass from B.Mayfield (G.Joseph kick) (3-26, 1:22)
Bucs	3	0:28	R.Jones 2 yd. run (C.Catanzaro kick) (13-73, 6:30)
Browns	4	12:17	N.Chubb 1 yd. run (G.Joseph kick) (7-75, 3:11)
Browns	4	2:28	J.Landry 16 yd. pass from B.Mayfield (G.Joseph kick) (1-16, 0:08)
Bucs	OT	1:50	C.Catanzaro 59 yd. Field Goal (6-7, 1:22)

TEAM STATISTICS

	CLE	TB
FIRST DOWNS:	17	34
TIME OF POSSESSION:	30:27	37:43
TOTAL NET YARDS: (RU/PA):	305 (119/186)	456 (114/342)
SACKS/YARDS:	4/23	5/29
PUNTS/AVERAGE:	9-51.7	4-46.8
PENALTIES/YARDS:	14-114	8-65
FUMBLES/LOST:	2/1	3/2

INDIVIDUAL STATISTICS

PASSING: CLE: B.Mayfield 23-34-215 (2 TD); **TB:** J.Winston 32-52-365 (2 INT).
RUSHING: CLE: N.Chubb 18-80 (TD), B.Mayfield 4-43, D.Johnson Jr. 1-(-4); **TB:** J.Winston 10-55 (TD), P.Barber 11-30, R.Jones 6-13 (TD), D.Jackson 2-8 (TD), J.Rodgers 3-8.
RECEIVING: CLE: J.Landry 10-97 (TD), D.Njoku 4-52 (TD), D.Johnson Jr. 4-23, D.Ratley 3-23, A.Callaway 1-14, B.Perriman 1-6; **TB:** M.Evans 7-107, O.Howard 5-67, C.Godwin 5-59, A.Humphries 4-37, D.Jackson 2-25, C.Brake 3-23, A.Auclair 3-15, R.Jones 1-15, J.Rodgers 1-11, A.Cross 1-6.

WEEK 8, GAME 8

**BROWNS 18
STEELERS 33**Oct. 28, 2018
Heinz Field, Pittsburgh, Pa.

The Cleveland Browns fell to the Pittsburgh Steelers, 33-18, at Heinz Field in Pittsburgh, Pa. The loss was Cleveland's first in 2018 division play. The 1-1-1 start against division opponents is the club's best mark through the first three divisional games since 2013 (2-1). The Browns opened the game with an 11-play, 66-yard scoring drive that was capped by K Greg Joseph's 34-yard field goal, which was Cleveland's first score on an opening possession this season. Following Browns DB Derrick Kindred's interception, Joseph connected on his second attempt of the day from 45 yards out to give the Browns a 6-0 lead at the end of the first quarter. Pittsburgh answered early in the second quarter with a 43-yard touchdown pass from QB Ben Roethlisberger to WR Antonio Brown. Steelers DB Joe Haden intercepted Mayfield, as Pittsburgh orchestrated a 16-play, 87-yard drive, capped by a Brown receiving touchdown to lead 14-6 at the half. In the second half, Pittsburgh gained two points off a safety, as Browns OL Desmond Harrison was called for a holding penalty in the Browns' end zone. A free kick ensued, which the Browns recovered, setting up a WR Antonio Callaway one-yard receiving touchdown from Mayfield. After the missed extra point, Pittsburgh put together a five-play, 75-yard scoring drive, capped by a Conner 12-yard touchdown run. After regaining possession off of an exchange of punts, Steelers K Chris Boswell connected from 49 yards out, his longest kick of the season, to give Pittsburgh a 26-12 lead through three and a half quarters. Conner added an exclamation point to Pittsburgh's day, scoring a 22-yard rushing touchdown just before the two-minute warning. Browns TE Seth DeVale caught his first touchdown of the season with six seconds remaining in regulation to give Mayfield his second passing score of the game. A failed two-point conversion attempt drew the final tally to 33-18.

TEAM	1	2	3	4	F
Cleveland	6	0	6	6	18
Pittsburgh	0	14	9	10	33

SCORING SUMMARY

Team	Q	Time	Play
Browns	1	9:10	G.Joseph 34 yd. Field Goal (11-66, 5:50)
Browns	1	2:34	G.Joseph 45 yd. Field Goal (6-29, 2:20)
Steelers	2	11:26	A.Brown 43 yd. pass from B.Roethlisberger (C.Boswell kick) (6-69, 2:03)
Steelers	2	0:08	A.Brown 1 yd. pass from B.Roethlisberger (C.Boswell kick) (16-87, 7:12)
Steelers	3	8:07	Penalty on D.Harrison enforced in end zone for a Safety
Browns	3	5:24	A.Callaway 1 yd. pass from B.Mayfield (kick failed, wl) (4-24, 2:43)
Steelers	3	2:42	J.Conner 12 yd. run (C.Boswell kick) (5-75, 2:42)
Steelers	4	13:29	C.Boswell 42 yd. Field Goal (7-31, 2:46)
Steelers	4	2:04	J.Conner 22 yd. run (C.Boswell kick) (10-65, 5:37)
Browns	4	0:06	S.DeVale 24 yd. pass from B.Mayfield (pass failed) (9-75, 1:58)

TEAM STATISTICS

	CLE	PIT
FIRST DOWNS:	17	25
TIME OF POSSESSION:	27:48	32:12
TOTAL NET YARDS: (RU/PA):	237 (74/163)	421 (168/253)
SACKS/YARDS:	1/4	2/17
PUNTS/AVERAGE:	5-47.0	4-44.0
PENALTIES/YARDS:	7-52	8-60
FUMBLES/LOST:	0/0	3/1

INDIVIDUAL STATISTICS

PASSING: CLE: B.Mayfield 22-36-180 (2 TD, INT); **PIT:** B.Roethlisberger 24-36-257 (2 TD, INT).
RUSHING: CLE: N.Chubb 18-65, B.Mayfield 1-9, D.Johnson 2-0; **PIT:** J.Conner 24-146 (2 TD), J.Samuels 4-17, B.Roethlisberger 2-6, J.Dobbs 1-(-1).
RECEIVING: CLE: J.Landry 8-39, A.Callaway 5-36 (TD), S.DeVale 2-28 (TD), D.Hilliard 1-24, D.Ratley 1-21, D.Johnson 2-16, N.Chubb 2-10, D.Fells 1-6; **PIT:** A.Brown 6-74 (2 TD), J.Conner 5-66, V.McDonald 3-47, J.Smith-Schuster 4-33, J.Hunter 2-15, S.Ridley 2-13, J.James 2-9.

WEEK 9, GAME 9



CHIEFS 37
BROWNS 21

Nov. 4, 2018
FirstEnergy Stadium, Cleveland, Ohio



The Cleveland Browns fell to the Kansas City Chiefs, 37-21, in interim head coach Gregg Williams' first game at the helm. Kansas City scored five touchdowns in their first six possessions, with Cleveland natives RB Kareem Hunt and TE Travis Kelce each accounting for multiple scores. Browns rookie QB Baker Mayfield threw for 297 yards on 29 completions and two touchdowns for his third consecutive game with multiple passing scores. RB Duke Johnson Jr., who led the Browns in receiving in 2017, tied a career high with nine receptions and accounted for 78 receiving yards and two touchdowns. After a Chiefs' opening-possession touchdown, the Browns scored on consecutive drives, both of which were at least 11 plays, to notch a 14-9 game midway through the second quarter. K Greg Joseph also made a career-long 51-yard field goal in the first quarter, followed by a RB Nick Chubb touchdown on the ensuing drive. Hunt then punched in his second score of the afternoon to give the Chiefs an edge with two minutes left in the half. Johnson Jr. caught his first receiving touchdown of the game with 26 seconds remaining in the first half. Following halftime, Kelce and Hunt each scored on Kansas City's two possessions in the third quarter, giving Kelce his second and Hunt his third total touchdown of the contest. Three seconds into the final quarter, Johnson Jr. scored his second touchdown of the game, bringing Cleveland within 13 points, 34-21. Chiefs K Harrison Butker made a 39-yard field goal later in the final quarter, drawing the final score to 37-21 in favor of Kansas City.

TEAM	1	2	3	4	F
Kansas City	7	14	13	3	37
Cleveland	3	12	0	6	21

SCORING SUMMARY

Team	Q	Time	Play
Chiefs	1	8:14	K.Hunt 50 yd. pass from P.Mahomes (H.Butker kick) (7-95, 2:43)
Browns	1	2:45	G.Joseph 51 yd. Field Goal (11-42, 5:29)
Chiefs	2	13:30	T.Kelce 11 yd. pass from P.Mahomes (H.Butker kick) (7-75, 4:15)
Browns	2	6:29	N.Chubb 3 yd. run (pass failed) (12-75, 7:01)
Chiefs	2	2:24	K.Hunt 1 yd. run (H.Butker kick) (6-75, 4:05)
Browns	2	0:26	D.Johnson 19 yd. pass from B.Mayfield (pass failed) (9-79, 1:58)
Chiefs	3	10:03	T.Kelce 13 yd. pass from P.Mahomes (H.Butker kick) (10-75, 4:57)
Chiefs	3	7:28	K.Hunt 10 yd. run (kick failed, hru) (2-21, 0:35)
Browns	4	14:57	D.Johnson 5 yd. pass from B.Mayfield (pass failed) (15-75, 7:31)
Chiefs	4	9:27	H.Butker 39 yd. Field Goal (11-54, 5:30)

TEAM STATISTICS

	KC	CLE
FIRST DOWNS:	27	26
TIME OF POSSESSION:	29:09	30:51
TOTAL NET YARDS: (RU/PA):	499 (139/360)	388 (102/286)
SACKS/YARDS:	2/22	2/15
PUNTS/AVERAGE:	2-31.5	2-19.5
PENALTIES/YARDS:	11-86	4-20
FUMBLES/LOST:	0/0	3/1

INDIVIDUAL STATISTICS

PASSING: KC: P.Mahomes 23-32-375 (3 TD, INT); CLE: B.Mayfield 29-42-297 (2 TD, INT).
RUSHING: KC: K.Hunt 17-91 (2 TD), P.Mahomes 2-18, T.Hill 2-16, S.Ware 2-12, S.Watkins 1-2; CLE: N.Chubb 22-85 (TD), B.Perriman 2-9, D.Johnson Jr. 1-8.
RECEIVING: KC: T.Kelce 7-99 (2 TD), S.Watkins 5-62, T.Hill 4-69, S.Ware 4-69, K.Hunt 1-50 (TD), C.Conley 1-23, D.Robinson 1-3; CLE: D.Johnson Jr. 9-78 (2 TD), J.Landry 6-50, D.Njoku 4-53, A.Callaway 3-51, R.Higgins 3-19, B.Perriman 2-36, D.Ratley 2-16, N.Chubb 1-5.

WEEK 10, GAME 10



FALCONS 16
BROWNS 28

Nov. 11, 2018
FirstEnergy Stadium, Cleveland, Ohio



The Cleveland Browns defeated the Atlanta Falcons, 28-16, for the team's third home win of the season. Browns QB Baker Mayfield completed each of his first 13 attempts to begin the game, carrying a perfect passer rating (158.3) into the third quarter. Mayfield finished the game with 17 completions for 216 yards and a career-best three passing touchdowns, recording his fourth consecutive multi-touchdown game. Mayfield finished the contest with a 151.2 rating, the best ever by a Browns rookie QB in a single contest. Browns RB Nick Chubb rushed for a career-best 176 yards, recording the franchise's longest run in history on a 92-yard score in the third quarter. For the second consecutive week, RB Duke Johnson Jr. led the team in receptions, recording four for 31 yards and a touchdown. Following an exchange of punts, Mayfield found WR Rashard Higgins for a 28-yard score, his second of the season, to give Cleveland an early 7-0 lead following a K Greg Joseph PAT. The Falcons answered on the ensuing possession, then again one possession later following a Browns interception. With a subsequent WR Julio Jones one-yard touchdown reception, Atlanta had their largest lead of the game, 10-7, with a little over five minutes remaining in the half. Chubb then put an exclamation point on an eight-play, 80-yard scoring drive with a 13-yard receiving touchdown, giving the Browns the lead, 14-10, heading into the intermission. Out of the break and after an Atlanta fumble, Johnson Jr. caught an 11-yard passing touchdown, Mayfield's third passing score of the game, with 10:27 remaining in the third quarter. After forcing Atlanta to punt, Chubb broke free on the second play of the drive for his 92-yard rushing score to grant Cleveland their third-straight scoring possession. Following Chubb's third quarter score, the Browns had their largest lead of the game, 28-10. Atlanta TE Austin Hooper scored with 4:24 remaining in regulation to draw the final score to 28-16.

TEAM	1	2	3	4	F
Atlanta	0	10	0	6	16
Cleveland	7	7	14	0	28

SCORING SUMMARY

Team	Q	Time	Play
Browns	1	4:36	R.Higgins 28 yd. pass from B.Mayfield (G.Joseph kick) (8-88, 4:55)
Falcons	2	12:18	G.Tavecchio 40 yd. Field Goal (14-53, 7:18)
Falcons	2	5:04	J.Jones 1 yd. pass from M.Ryan (G.Tavecchio kick) (6-45, 3:26)
Browns	2	0:55	N.Chubb 13 yd. pass from B.Mayfield (G.Joseph kick) (8-80, 4:09)
Browns	3	10:27	D.Johnson 11 yd. pass from B.Mayfield (G.Joseph kick) (6-41, 3:00)
Browns	3	8:45	N.Chubb 92 yd. run (G.Joseph kick) (2-92, 0:16)
Falcons	4	4:24	A.Hooper 3 yd. pass from M.Ryan (pass failed) (13-69, 4:03)

TEAM STATISTICS

	ATL	CLE
FIRST DOWNS:	25	19
TIME OF POSSESSION:	31:23	28:37
TOTAL NET YARDS: (RU/PA):	382 (71/311)	427 (211/216)
SACKS/YARDS:	0/0	2/19
PUNTS/AVERAGE:	3-39.3	4-46.8
PENALTIES/YARDS:	1-5	7-38
FUMBLES/LOST:	4/2	1/0

INDIVIDUAL STATISTICS

PASSING: ATL: M.Ryan 38-51-330 (2 TD); CLE: B.Mayfield 17-20-216 (3 TD), D.Hilliard 0-1-0 (INT).
RUSHING: ATL: T.Coleman 11-44, M.Ryan 3-13, I.Smith 4-11, C.Ridley 1-3; CLE: N.Chubb 20-176 (TD), B.Mayfield 6-20, D.Johnson Jr. 3-15.
RECEIVING: ATL: A.Hooper 1-56 (TD), J.Jones 7-107 (TD), M.Sanu 6-47, I.Smith 4-15, C.Ridley 3-37, T.Coleman 3-19, L.Paulsen 2-13, E.Saubert 1-17, M.Hall 1-12, J.Hardy 1-7; CLE: D.Johnson Jr. 4-31 (TD), N.Chubb 3-33 (TD), A.Callaway 2-39, B.Perriman 2-33, J.Landry 2-22, R.Higgins 1-28 (TD), D.Njoku 1-16, D.Hilliard 1-6, O.Charles 1-6.

WEEK 12, GAME 11

BROWNS 35
BENGALS 20

Nov. 25, 2018

Paul Brown Stadium, Cincinnati, Ohio



The Cleveland Browns defeated the Cincinnati Bengals, 35-20, to secure the team's first road win since Week 5 of 2015. The Browns scored touchdowns on all four of their first-half possessions and continued the trend into the second half with a touchdown on the opening drive of the third quarter. QB Baker Mayfield threw for a career-best four touchdowns on 19 completions, along with 258 yards and no interceptions. Mayfield's four touchdown passes broke the franchise's rookie record for most passing touchdowns in a season (17), doing so in just his eighth NFL start. The Browns opened the game with Mayfield completing all six of his opening-drive pass attempts for 71 yards, which was capped by a rushing touchdown from RB Nick Chubb. Following a blocked field goal by DL Myles Garrett, Cleveland capped a four-play, 56-yard series with a 13-yard passing touchdown from Mayfield to WR Antonio Callaway. On the Browns' third possession of the game, they amassed a 12-play, 96-yard touchdown drive, ending with a TE David Njoku six-yard receiving score. After DB Damarious Randall recorded his third interception of the season, Mayfield found Chubb for the rookie RB's second score of the half, connecting from 14 yards out to give the Browns the team's largest lead over an opponent this season, 28-0. Bengals WR John Ross caught a two-yard touchdown pass before the half to cut into Cleveland's lead. Following the intermission, the Browns capitalized on a DL Emmanuel Ogbah fumble recovery, as TE Darren Fells caught Mayfield's fourth scoring pass of the game. Cincinnati rallied for touchdowns on back-to-back possessions later in the game, narrowing Cleveland's lead to two scores. Cleveland's defense ended the game by converting Cincinnati's final two possessions to consecutive turnovers on downs, cementing the final score, 35-20.

TEAM	1	2	3	4	F
Cleveland	14	14	7	0	35
Cincinnati	0	7	7	6	20

SCORING SUMMARY

Team	Q	Time	Play
Browns	1	9:11	N.Chubb 1 yd. run (G.Joseph kick) (10-78, 5:49)
Browns	1	1:37	A.Callaway 13 yd. pass from B.Mayfield (G.Joseph kick) (4-56, 1:24)
Browns	2	9:18	D.Njoku 6 yd. pass from B.Mayfield (G.Joseph kick) (12-96, 5:47)
Browns	2	2:25	N.Chubb 14 yd. pass from B.Mayfield (G.Joseph kick) (11-59, 6:44)
Bengals	2	0:32	J.Ross 2 yd. pass from A.Dalton (R.Bullock kick) (8-75, 1:53)
Browns	3	12:56	D.Fells 6 yd. pass from B.Mayfield (G.Joseph kick) (2-7, 0:45)
Bengals	3	4:56	T.Boyd 28 yd. pass from J.Driskel (R.Bullock kick) (9-75, 5:39)
Bengals	4	7:57	J.Driskel 2 yd. run (kick failed, hlu) (14-94, 6:54)

TEAM STATISTICS

	CLE	CIN
FIRST DOWNS:	24	25
TIME OF POSSESSION:	32:04	27:56
TOTAL NET YARDS: (RU/PA):	342 (84/258)	372 (129/243)
SACKS/YARDS:	1/12	0/0
PUNTS/AVERAGE:	4-47.0	2-49.5
PENALTIES/YARDS:	7-61	13-96
FUMBLES/LOST:	0/0	1/1

INDIVIDUAL STATISTICS

PASSING: CLE: B.Mayfield 19-26-258 (4 TD); CIN: A.Dalton 10-17-100 (TD, INT), J.Driskel 17-29-155 (TD).

RUSHING: CLE: N.Chubb 18-28-84 (TD), D.Johnson Jr. 2-16, B.Mayfield 4-(-4), B.Perriman 1-(-12); CIN: J.Mixon 14-89, A.Dalton 2-21, G.Bernard 1-10, J.Driskel 3-9 (TD).

RECEIVING: CLE: D.Njoku 5-63 (TD), A.Callaway 4-62 (TD), N.Chubb 3-44 (TD), J.Landry 3-30, R.Higgins 1-24, D.Johnson Jr. 1-23, B.Perriman 1-6, D.Fells 1-6 (TD); CIN: T.Boyd 7-85 (TD), J.Mixon 7-66, C.Uzomah 6-39, J.Ross 3-31 (TD), A.Tate 2-15, G.Bernard 1-12, C.Core 1-7.

WEEK 13, GAME 12

BROWNS 13
TEXANS 29

Dec. 2, 2018

NRG Stadium, Houston, Texas



Despite two second-half red zone touchdowns, the Cleveland Browns fell to the Houston Texans, 29-13, on the road in Week 13. Browns QB Baker Mayfield finished the game with 397 passing yards and a touchdown, doing most of his work in the second half. Mayfield completed 24 of 30 attempts for 351 yards and a touchdown in the second half alone. His 351 second-half passing yards were the most by any NFL QB since 2016. Houston K Ka'imi Fairbairn converted a Texans field goal on the team's opening possession of the game. Following a Browns punt, Houston scored on an 11-yard touchdown reception to TE Jordan Thomas. Midway through the second quarter, Texans ILB Zach Cunningham returned a Nick Chubb two-yard touchdown rush to put the Browns on the scoreboard. On the scoring drive, Mayfield completed all five of his pass attempts for 73 yards to set up Chubb's club-record seventh rushing score of his rookie campaign. Fairbairn added a 53-yard field goal in the third quarter and a 38-yard field goal in the fourth quarter to extend Houston's lead. Toward the end of the fourth quarter, Mayfield again put together a nine-play, 75-yard scoring drive, ending with a WR Rashard Higgins 17-yard touchdown reception. Following an opening-drive incompleteness, Mayfield connected on eight consecutive passes for all 75 of the possession's accrued yards. The two second-half touchdowns helped Cleveland close the scoring differential gap, leading to the final score of 29-13.

TEAM	1	2	3	4	F
Cleveland	0	0	7	6	13
Houston	10	13	3	3	29

SCORING SUMMARY

Team	Q	Time	Play
Texans	1	8:12	K.Fairbairn 35 yd. Field Goal (13-63, 6:48)
Texans	1	0:38	J.Thomas 11 yd. pass from D.Watson (K.Fairbairn kick) (10-82, 5:38)
Texans	2	7:26	Z.Cunningham 38 yd. interception return (K.Fairbairn kick)
Texans	2	3:19	K.Fairbairn 42 yd. Field Goal (7-27, 3:18)
Texans	2	0:01	K.Fairbairn 48 yd. Field Goal (10-50, 1:43)
Browns	3	9:39	N.Chubb 2 yd. run (G.Joseph kick) (9-75, 5:21)
Texans	3	5:26	K.Fairbairn 53 yd. Field Goal (9-40, 4:13)
Texans	4	5:46	K.Fairbairn 38 yd. Field Goal (8-44, 3:59)
Browns	4	2:58	R.Higgins 17 yd. pass from B.Mayfield (pass failed) (9-75, 2:48)

TEAM STATISTICS

	CLE	HOU
FIRST DOWNS:	20	25
TIME OF POSSESSION:	22:25	37:35
TOTAL NET YARDS: (RU/PA):	428 (31/397)	384 (187/197)
SACKS/YARDS:	4/27	0/0
PUNTS/AVERAGE:	2-45.5	3-38.0
PENALTIES/YARDS:	6-45	5-77
FUMBLES/LOST:	1/1	2/0

INDIVIDUAL STATISTICS

PASSING: CLE: B.Mayfield 29-43-397 (TD, 3 INT); HOU: D.Watson 22-31-224 (TD).

RUSHING: CLE: N.Chubb 9-31 (TD); HOU: L.Miller 19-103, A.Blue 13-52, D.Watson 7-30.

RECEIVING: CLE: J.Landry 6-103, A.Callaway 3-84, R.Higgins 4-62 (TD), N.Chubb 3-41, D.Hilliard 4-40, B.Perriman 2-26, S.DeValve 1-19, D.Johnson Jr. 2-12, D.Njoku 3-8, D.Ratley 1-2; HOU: D.Hopkins 7-91, De.Thomas 3-32, J.Thomas 3-32, D.Carter 6-32, J.Atkins 1-13, L.Miller 1-12, R.Griffin 1-12.

WEEK 14, GAME 13



PANTHERS 20
BROWNS 21

Nov. 4, 2018

FirstEnergy Stadium, Cleveland, Ohio



The Cleveland Browns defeated the Carolina Panthers, 26-20, to advance to 5-7-1 on the season. Cleveland secured their fourth home win, honing the club's second-best winning percentage (643) at home since the team returned in 1999. Cleveland's nine fourth-quarter points propelled the Browns to a come from behind victory. Carolina scored on a RB Christian McCaffrey rush to take the early 7-0 lead on the game's opening possession. Then, on the Browns' first offensive play of the game, QB Baker Mayfield hit WR Breshad Perriman on a 66-yard reception, leading to the team's first score of the game. WR Jarvis Landry rushed for a three-yard touchdown, tying the game up at 7-7 through one quarter of play. McCaffrey then capitalized on a Cleveland fumble to take a 14-7 lead early in the second quarter, before Landry caught a 50-yard touchdown pass from Mayfield to tie the game up, 14-14. An exchange of field goals from Panthers K Chandler Catanzaro and Browns K Greg Joseph took the halftime score to 17-17. Catanzaro logged the only score in the third frame, a 34-yard field goal, before Browns RB Nick Chubb punched in a four-yard rushing score to give Cleveland their first lead of the game, less than two minutes into the fourth quarter. With over 8:50 remaining, Joseph connected on a 41-yard field goal, as the Browns defense stopped Carolina's final two drives down the stretch. Browns DB Damarious Randall logged his fourth interception of the season on Carolina's final possession to forbid a Panthers rout and lead to the final score of 26-20.

TEAM	1	2	3	4	F
Carolina	7	10	3	0	20
Cleveland	7	10	0	9	26

SCORING SUMMARY

Team	Q	Time	Play
Panthers	1	9:17	C.McCaffrey 4 yd. run (C.Catanzaro kick) (10-65, 5:43)
Browns	1	7:41	J.Landry 3 yd. run (G.Joseph kick) (3-75, 1:36)
Panthers	2	14:13	C.McCaffrey 1 yd. run (C.Catanzaro kick) (5-17, 2:18)
Browns	2	8:27	J.Landry 51 yd. pass from B.Mayfield (G.Joseph kick) (8-75, 5:46)
Panthers	2	4:03	C.Catanzaro 30 yd. Field Goal (8-70, 4:24)
Browns	2	0:59	G.Joseph 49 yd. Field Goal (8-44, 3:04)
Panthers	3	7:11	C.Catanzaro 34 yd. Field Goal (10-38, 4:26)
Browns	4	13:05	N.Chubb 4 yd. run (kick failed, hlu) (6-75, 3:31)
Browns	4	8:46	G.Joseph 41 yd. Field Goal (6-40, 3:55)

TEAM STATISTICS	CAR	CLE
FIRST DOWNS:	22	12
TIME OF POSSESSION:	33:50	26:10
TOTAL NET YARDS: (RU/PA):	393 (96/297)	348 (116/232)
SACKS/YARDS:	1/6	1/1
PUNTS/AVERAGE:	4-39.5	3-47.7
PENALTIES/YARDS:	10-68	7-52
FUMBLES/LOST:	0/0	3/2

INDIVIDUAL STATISTICS

PASSING: CAR: C.Newton 26-42-265 (INT), T.Heinicke 1-1-33; CLE: B.Mayfield 18-22-238 (TD), J.Landry 0-1-0.
RUSHING: CAR: C.McCaffrey 16-63 (2 TD), C.Newton 5-23, C.Artis-Payne 1-5, J.Wright 1-5; CLE: N.Chubb 13-66 (TD), J.Landry 2-54 (TD), B.Mayfield 4-2, D.Johnson 2-(-6).
RECEIVING: CAR: C.Samuel 4-80, I.Thomas 9-77, D.Moore 5-67, C.McCaffrey 6-38, J.Wright 3-36; CLE: B.Perriman 2-81, J.Landry 3-57, D.Njoku 3-35, D.Hilliard 2-20, R.Higgins 2-19, N.Chubb 4-17, O.Charles 1-9.

WEEK 15, GAME 14



BROWNS 17
BRONCOS 16

Dec. 15, 2018

Broncos Stadium at Mile High, Denver, Colo.



In the team's second primetime game of the season, the Cleveland Browns defeated the Denver Broncos, 17-16, to secure the team's fourth win in five games. QB Baker Mayfield threw for two passing touchdowns, his seventh multi-passing touchdown game in 11 career starts. RB Nick Chubb also collected his third 100-yard rushing performance of the season. On the offense's opening possession, Mayfield put together a four-play, 51-yard scoring drive, which was capped by a 31-yard touchdown reception from WR Breshad Perriman. The opening-drive touchdown was the unit's third in four games, which marks the first time that a Browns team has done so since the franchise returned in 1999. On the ensuing drive, Denver QB Case Keenum ran in a score from one yard out. Following a K Brandon McManus field goal early in the second quarter, Denver took their first lead of the game, 10-7. Cleveland then answered with a field goal of their own as K Greg Joseph connected from 40 yards out on the following possession. Each QB threw an interception before the half, drawing the halftime score to 10-10. Out of the intermission, Denver forced a fumble of Mayfield to end Cleveland's 15-play drive, turning the takeaways into points off another McManus field goal. Cleveland then capitalized off a DB T.J. Carrie interception, as WR Antonio Callaway caught his fourth touchdown of the season to help the Browns regain the lead, one the team would not relinquish. McManus then connected on his third successful attempt on the ensuing possession to draw the game within one point. Cleveland would then hold off Denver's final offensive push to secure the victory.

TEAM	1	2	3	4	F
Cleveland	7	3	0	7	17
Denver	7	3	3	3	16

SCORING SUMMARY

Team	Q	Time	Play
Browns	1	11:49	B.Perriman 31 yd. pass from B.Mayfield (G.Joseph kick) (4-51, 1:23)
Broncos	1	3:18	C.Keenum 1 yd. run (B.McManus kick) (13-88, 6:37)
Broncos	2	8:16	B.McManus 44 yd. Field Goal (12-61, 6:44)
Browns	2	4:53	G.Joseph 40 yd. Field Goal (9-53, 3:23)
Broncos	3	1:41	B.McManus 42 yd. Field Goal (8-36, 4:08)
Browns	4	11:44	A.Callaway 2 yd. pass from B.Mayfield (G.Joseph kick) (6-48, 2:57)
Browns	4	4:35	B.McManus 29 yd. Field Goal (13-64, 7:09)

TEAM STATISTICS	CLE	DEN
FIRST DOWNS:	21	22
TIME OF POSSESSION:	27:21	32:39
TOTAL NET YARDS: (RU/PA):	309 (134/175)	270 (32/238)
SACKS/YARDS	2/19	2/13
PUNTS/AVERAGE:	4-48.5	3-41.3
PENALTIES/YARDS:	6-75	8-51
FUMBLES/LOST:	1/1	0/0

INDIVIDUAL STATISTICS

PASSING: CLE: B.Mayfield 18-31-188 (2 TD, INT); DEN: C.Keenum 31-48-257 (2 INT).
RUSHING: CLE: N.Chubb 20-100, D.Johnson Jr. 4-28, B.Mayfield 4-6; DEN: P.Lindsay 14-24, R.Freeman 4-7, C.Keenum 2-1 (TD).
RECEIVING: CLE: J.Landry 3-37, A.Callaway 5-35 (TD), B.Perriman 1-31 (TD), D.Njoku 3-30, R.Higgins 2-30, D.Johnson Jr. 4-25; DEN: T.Patrick 5-65, D.Hamilton 7-46, M.LaCrosse 4-43, C.Sutton 5-42, P.Lindsay 4-20, B.Parker 2-18, D.Booker 2-17, A.Holmes 1-5, R.Freeman 1-1.

WEEK 16, GAME 15



BENGALS 18
BROWNS 26

Dec. 23, 2018
FirstEnergy Stadium, Cleveland, Ohio



The Cleveland Browns defeated the Cincinnati Bengals, 26-18, in the club's home finale at FirstEnergy Stadium in the 2018 season. Cleveland's defense kept the Bengals scoreless through three quarters, as RB Nick Chubb rushed for 112 yards on 19 carries, breaking the franchise's rookie rushing yard record. Browns QB Baker Mayfield completed 27 passes for 284 yards and three TDs, which places the rookie at 24 TDs this season, the third-most by an NFL rookie in a season. Following a scoreless opening quarter, Browns TE David Njoku caught a three-yard pass from Mayfield to open the scoring for the Browns, capping a 13-play, 74-yard drive. After forcing a Cincinnati three-and-out, Mayfield tossed another TD pass, his second of the game, to TE Darren Fells for the veteran's third TD this season. K Greg Joseph's extra point hit off of the right up-right, but 10 seconds before halftime, Joseph redeemed himself with a 37-yard field goal to take a 16-0 advantage into the break. At halftime, the Browns held Cincinnati to minus-15 net passing yards in the first half, the first time an NFL team has done so since 2015. On Cleveland's lone third quarter drive, Mayfield connected with WR Rashard Higgins on a 17-yard TD pass for his third passing score of the afternoon. Bengals K Randy Bullock connected on a 51-yard FG to prevent the shut out of Cincinnati's offense early in the fourth quarter. Joseph matched Bullock's score with a 31-yarder of his own, giving the Browns a 26-3 lead midway through the fourth quarter. Bengals QB Jeff Driskel connected on two TD passes in the final five minutes to add 15 points, but it would not be enough to prevent the Browns from winning five out of their last six games.

TEAM	1	2	3	4	F
Cincinnati	0	0	0	18	18
Cleveland	0	16	7	3	26

SCORING SUMMARY

Team	Q	Time	Play
Browns	2	10:20	D.Njoku 3 yd. pass from B.Mayfield (G.Joseph kick) (13-74, 7:23)
Browns	2	7:12	D.Fells 1 yd. pass from B.Mayfield (kick failed, hru) (3-70, 1:33)
Browns	2	0:10	G.Joseph 37 yd. Field Goal (10-61, 4:45)
Browns	3	4:53	R.Higgins 17 yd. pass from B.Mayfield (G.Joseph kick) (9-87, 4:58)
Bengals	4	14:55	R.Bullock 51 yd. Field Goal (10-36, 4:58)
Browns	4	7:26	G.Joseph 31 yd. Field Goal (14-62, 7:29)
Bengals	4	4:56	C.Uzomah 14 yd. pass from J.Driskel (R.Bullock kick) (6-75, 2:30)
Bengals	4	2:56	J.Ross 3 yd. pass from J.Driskel (J.Driskel-C.Core pass) (3-23, 0:57)

TEAM STATISTICS

	CIN	CLE
FIRST DOWNS:	15	23
TIME OF POSSESSION:	24:29	35:31
TOTAL NET YARDS: (RU/PA):	209 (102/107)	493 (146/347)
SACKS/YARDS	0/0	3/26
PUNTS/AVERAGE:	5-43.8	3-29.3
PENALTIES/YARDS:	3-15	6-57
FUMBLES/LOST:	1/0	0/0

INDIVIDUAL STATISTICS

PASSING: CIN: J.Driskel 13-19-133 (2 TD); **CLE:** B.Mayfield 27-37-284 (3 TD).
RUSHING: CIN: J.Mixon 17-68, J.Driskel 5-21, J.Ross 1-7, C.Fejedelelem 1-6; **CLE:** N.Chubb 19-112, B.Mayfield 6-16, D.Johnson 2-12, J.Landry 1-6.
RECEIVING: CIN: C.Uzomah 4-49 (TD), C.Core 2-36, A.Erickson 2-35, J.Mixon 2-10, G.Bernard 2-0, J.Ross 1-3 (TD); **CLE:** R.Higgins 6-60 (TD), D.Johnson 6-54, J.Landry 4-47, D. Njoku 3-73 (TD), D.Fells 3-18 (TD), B.Perriman 2-76, N.Chubb 2-3, D.Hilliard 1-15, S.DeValve 1-1.

WEEK 17, GAME 16



BROWNS 24
RAVENS 26

Dec. 30, 2018
M&T Bank Stadium, Baltimore Md.



To finish the 2018 season, the Cleveland Browns fell to the Baltimore Ravens, 26-24, at M&T Bank Stadium. In the fourth quarter, QB Baker Mayfield recorded his third passing touchdown of the game, breaking the NFL rookie record for touchdown passes in a season with his 27. On Mayfield's first pass attempt of the game, Ravens CB Jimmy Smith picked off the rookie and Baltimore turned the takeaway into points off of a K Justin Tucker 38-yard field goal to take the early 3-0 lead. On the ensuing possession, Mayfield completed a 28-yard passing score to WR Breshad Perriman to take an early lead, 7-3. Baltimore answered as QB Lamar Jackson rushed in a score from 25 yards out to regain the lead, 10-7. Jackson followed suit on the Ravens' next possession, scoring another rushing touchdown, this time from eight yards away. Tucker then added another field goal with a little over six minutes remaining in the half. Baltimore took a 20-7 lead into halftime, as the Ravens offense scored on each of the unit's first four possessions to start the game. On Cleveland's first offensive possession of the second half, Mayfield faked a shovel pass to RB Duke Johnson Jr. and found WR Jarvis Landry for a 48-yard touchdown pass to draw the Browns within one score, 20-14. Tucker hit his third field goal of the game midway through the third quarter, which was matched by a Browns K Greg Joseph 35-yard field goal early in the fourth to keep the game within a six-point differential. Tucker then proceeded to connect on his fourth field goal of the game with 7:20 remaining in regulation. On the ensuing drive, Mayfield orchestrated a nine-play, 75-yard scoring series, capped by the history-making 27th passing touchdown of the season. Mayfield's throwing score to WR Antonio Callaway brought the Browns within two points down the stretch. The Browns defense forced Baltimore to a three-and-out, but the Ravens prevented a Cleveland rout with a game-clinching interception by ILB C.J. Mosley.

TEAM	1	2	3	4	F
Cleveland	7	0	7	10	24
Baltimore	10	10	3	3	26

SCORING SUMMARY

Team	Q	Time	Play
Ravens	1	9:27	J.Tucker 38 yd. Field Goal (9-41, 3:27)
Browns	1	8:22	B.Perriman 28 yd. pass from B.Mayfield (G.Joseph kick) (4-75, 1:05)
Ravens	1	4:46	L.Jackson 25 yd. run (J.Tucker kick) (7-69, 3:36)
Ravens	2	14:54	L.Jackson 8 yd. run (J.Tucker kick) (6-77, 2:54)
Ravens	2	6:11	J.Tucker 35 yd. Field Goal (8-64, 6:12)
Browns	3	12:27	J.Landry 48 yd. pass from B.Mayfield (G.Joseph kick) (1-48, 0:08)
Ravens	3	7:02	J.Tucker 44 yd. Field Goal (12-49, 5:25)
Browns	4	13:45	G.Joseph 35 yd. Field Goal (9-60, 4:08)
Ravens	4	7:20	J.Tucker 23 yd. Field Goal (12-78, 6:25)
Browns	4	3:24	A.Callaway 1 yd. pass from B.Mayfield (G.Joseph kick) (9-75, 3:56)

TEAM STATISTICS

	CLE	BAL
FIRST DOWNS:	18	24
TIME OF POSSESSION:	21:30	38:30
TOTAL NET YARDS: (RU/PA):	426 (50/376)	463 (297/167)
SACKS/YARDS	2/12	0/0
PUNTS/AVERAGE:	4-45.0	4-49.0
PENALTIES/YARDS:	4-35	10-65
FUMBLES/LOST:	0/0	2/1

INDIVIDUAL STATISTICS

PASSING: CLE: B.Mayfield 23-42-376 (3 TD, 3 INT); **BAL:** 14-24-179.
RUSHING: CLE: N.Chubb 9-24, D.Johnson Jr. 4-21, B.Perriman 1-5; **BAL:** K.Dixon 12-117, L.Jackson 20-90 (2 TD), G.Edwards 12-76, T.Montgomery 2-13, M.Williams 1-0.
RECEIVING: CLE: J.Landry 5-102 (TD), R.Higgins 4-86, A.Callaway 4-79 (TD), D.Njoku 3-62, B.Perriman 3-45 (TD), D.Johnson Jr. 1-3, D.Fells 1-3, N.Chubb 2-(-4); **BAL:** M.Andrews 4-54, H.Hurst 2-43, W.Snead IV 1-25, M.Crabtree 2-20, C.Moore 2-19, T.Montgomery 1-9, J.Brown 1-7, K.Dixon 1-2.

Won 7, Lost 8, Tied 1

9/9/2018	T	21- 21	Pittsburgh Steelers
9/16/2018	L	18- 21	at New Orleans Saints
9/20/2018	W	21- 17	New York Jets
9/30/2018	L	42- 45	at Oakland Raiders
10/7/2018	W	12- 9	Baltimore Ravens
10/14/2018	L	14- 38	Los Angeles Chargers
10/21/2018	L	23- 26	at Tampa Bay Buccaneers
10/28/2018	L	18- 33	at Pittsburgh Steelers
11/4/2018	L	21- 37	Kansas City Chiefs
11/11/2018	W	28- 16	Atlanta Falcons
11/25/2018	W	35- 20	at Cincinnati Bengals
12/2/2018	L	13- 29	at Houston Texans
12/9/2018	W	26- 20	Carolina Panthers
12/15/2018	W	17- 16	at Denver Broncos
12/23/2018	W	26- 18	Cincinnati Bengals
12/30/2018	L	24- 26	at Baltimore Ravens

Total First Downs	314	377
Rushing	93	130
Passing	189	216
Penalty	32	31
3rd Down: Made/Att	73/208	75/210
3rd Down Pct.	35.1%	35.7%
4th Down: Made/Att	9/21	13/20
4th Down Pct.	42.9%	65.0%
Possession Avg.	28:24	31:36
Total Net Yards	5900	6288
Avg. Per Game	368.8	393.0
Total Plays	1023	1122
Avg. Per Play	5.8	5.6
Net Yards Rushing	1893	2163
Avg. Per Game	118.3	135.2
Total Rushes	411	459
Net Yards Passing	4007	4125
Avg. Per Game	250.4	257.8
Sacked/Yards Lost	38/254	37/245
Gross Yards	4261	4370
Attempts/Completions	574/353	626/393
Completion Pct.	61.5%	62.8%
Had Intercepted	17	17
Punts/Average	85/44.3	71/43.6
Net Punting Avg.	38.2	38.4
Penalties/Yards	112/894	119/990
Fumbles/Ball Lost	19/7	27/14
Touchdowns	44	43
Rushing	15	20
Passing	29	21
Returns	0	2

Score By Periods	Q1	Q2	Q3	Q4	OT	Pts		
Team	59	94	93	110	3	359		
Opponents	64	136	86	100	6	392		
Scoring	TD	Ru	Pa	Rt	PAT	FG	2Pt	Pts
G.Joseph	0	0	0	0	25/29	17/20	0	76
N.Chubb	10	8	2	0	0/0	0/0	0	60
A.Callaway	5	0	5	0	0/0	0/0	1	32
C.Hyde	5	5	0	0	0/0	0/0	0	30
J.Landry	5	1	4	0	0/0	0/0	0	30
R.Higgins	4	0	4	0	0/0	0/0	0	24
D.Njoku	4	0	4	0	0/0	0/0	0	24
D.Johnson	3	0	3	0	0/0	0/0	2	22
D.Fells	3	0	3	0	0/0	0/0	0	18
B.Perriman	2	0	2	0	0/0	0/0	0	12
Z.Gonzalez	0	0	0	0	3/5	2/5	0	9
T.Taylor	1	1	0	0	0/0	0/0	0	6
J.Gordon	1	0	1	0	0/0	0/0	0	6
S.DeValve	1	0	1	0	0/0	0/0	0	6
T.Coley	0	0	0	0	0/0	0/0	0	2
B.Mayfield	0	0	0	0	0/0	0/0	1	2
Team	44	15	29	0	28/34	19/25	4	359
Opponents	43	20	21	2	36/39	30/37	3	392

2-Pt. Conversions: Team 4/ 10, Opponents: 3/ 4
 Sacks: M.Garrett 13.5, L.Ogunjobi 5.5, G.Avery 4.5, J.Collins 4.0, J.Schobert 3.0, E.Ogbah 3.0, C.Smith 1.0, J.Peppers 1.0, T.Carrie 1.0, T.Coley 0.5 **Team: 37.0, Opponents: 38.0**

Rushing	No.	Yds	Avg	Long	TD
N.Chubb	192	996	5.2	92t	8
C.Hyde	114	382	3.4	22	5
D.Johnson	40	201	5.0	23	0
B.Mayfield	39	131	3.4	35	0
T.Taylor	16	125	7.8	24	1
J.Landry	3	60	20.0	51	1
A.Callaway	2	7	3.5	15	0
B.Perriman	4	2	0.5	7	0
R.Streater	1	-11	-11.0	-11	0
Team	411	1893	4.6	92t	15
Opponents	459	2163	4.7	52	20

Receiving	No.	Yds	Avg	Long	TD
J.Landry	81	976	12.0	51t	4
D.Njoku	56	639	11.4	66	4
D.Johnson	47	429	9.1	32	3
A.Callaway	43	586	13.6	71	5
R.Higgins	39	572	14.7	40	4
N.Chubb	20	149	7.5	24	2
B.Perriman	16	340	21.3	66	2
D.Ratley	13	144	11.1	27	0
D.Fells	11	117	10.6	49t	3
D.Hilliard	9	105	11.7	24	0
C.Hyde	6	29	4.8	9	0
S.DeValve	5	74	14.8	26	1
D.Willies	3	61	20.3	39	0
O.Charles	3	23	7.7	9	0
J.Gordon	1	17	17.0	17t	1
B.Mayfield	0	0	0	0	0
Team	353	4261	12.1	71	29
Opponents	393	4370	11.1	67	21

Interceptions	No.	Yds	Avg	Long	TD
D.Randall	4	59	14.8	50	0
D.Ward	3	26	8.7	26	0
C.Kirksey	2	17	8.5	13	0
E.Gaines	1	0	0.0	0	0
D.Rice	1	0	0.0	0	0
J.Collins	1	0	0.0	0	0
T.Mitchell	1	0	0.0	0	0
T.Carrie	1	0	0.0	0	0
J.Schobert	1	0	0.0	0	0
J.Peppers	1	0	0.0	0	0
D.Kindred	1	-2	-2.0	-2	0
Team	17	100	5.9	50	0
Opponents	17	202	11.9	38t	2

Punting	No	Yds	Avg	Net	TB	In	Lg	B
B.Colquitt	83	3767	45.4	38.2	6	32	79	2
Team	85	3767	44.3	38.2	6	32	79	2
Opponents	71	3093	43.6	38.4	4	31	62	0

Punt Returns	Ret	FC	Yds	Avg	Long	TD
J.Peppers	25	22	219	8.8	33	0
A.Callaway	5	1	61	12.2	37	0
J.Landry	2	1	10	5.0	8	0
Team	32	24	290	9.1	37	0
Opponents	37	22	397	10.7	49	0

Kickoff Returns	No.	Yds	Avg	Long	TD
J.Peppers	19	408	21.5	29	0
D.Hilliard	11	264	24.0	31	0
A.Callaway	8	143	17.9	35	0
T.Carrie	2	33	16.5	19	0
J.Landry	2	22	11.0	14	0
O.Charles	1	12	12.0	12	0
T.Vallejo	1	2	2.0	2	0
Team	44	884	20.1	35	0
Opponents	24	574	23.9	47	0

Field Goals	1-19	20-29	30-39	40-49	50+
G.Joseph	0/0	4/4	7/7	5/7	1/2
Z.Gonzalez	0/0	0/0	2/2	0/2	0/1
Team	0/0	4/4	9/9	5/9	1/3
Opponents	0/0	6/6	10/10	11/16	3/5

Fumbles Lost: B.Mayfield 3, J.Landry 1, R.Higgins 1, J.Peppers 1, A.Callaway 1 **Total: 7**
 Opponent Fumble Recoveries: J.Schobert 2, J.Peppers 2, D.Ward 2, G.Avery 1, J.Collins 1, T.Mitchell 1, T.Carrie 1, C.Kirksey 1, D.Randall 1, T.Coley 1, E.Ogbah 1 **Total: 14**

Passing	Att	Cmp	Yds	Cmp%	Yds/Att	TD	TD%	Int	Int%	Long	Sack	Lost	Rating
B.Mayfield	486	310	3725	63.8%	7.7	27	5.6%	14	2.9%	71	25/	173	93.7
T.Taylor	85	42	473	49.4%	5.6	2	2.4%	2	2.4%	47t	13/	81	64.5
J.Landry	2	1	63	50.0%	31.5	0	0.0%	0	0.0%	63	0/	0	95.8
D.Hilliard	1	0	0	0.0%	0.0	0	0.0%	1	100.0%	0	0/	0	0.0
Team	574	353	4261	61.5%	7.4	29	5.1%	17	3.0%	71	38/	254	88.8
Opponents	626	393	4370	62.8%	7.0	21	3.4%	17	2.7%	67	37/	245	83.3

2018 DEFENSIVE STATISTICS

Player	TACKLES					INTERCEPTIONS					FUMBLES		
	Total	Solo	Asst	Sk	Yds	No	Yds	Lg	TD	PD	FF	FR	Yds
Jamie Collins Sr.	104	73	31	4	17	1	0	0	0	4	1	1	0
Joe Schobert	103	57	46	3	20	1	0	0	0	6	2	2	28
Damarious Randall	84	71	13	0	0	4	7	50	0	9	0	1	0
Jabrill Peppers	77	52	25	1	11	1	0	0	0	5	0	2	16
T.J. Carrie	73	57	16	1	9	1	0	0	0	8	2	1	0
Denzel Ward	53	41	12	0	0	3	26	26	0	11	1	2	29
Larry Ogunjobi	52	33	19	5.5	51.5	0	0	0	0	0	1	0	0
Briean Boddy-Calhoun	52	40	12	0	0	0	0	0	0	2	1	0	0
Myles Garrett	44	35	9	13.5	81.5	0	0	0	0	3	3	0	0
Christian Kirksey	43	29	14	0	0	2	17	0	0	5	0	1	8
Emmanuel Ogbah	40	24	16	3	13.5	0	0	0	0	8	0	1	0
Trevon Coley	39	17	22	0.5	2	0	0	0	0	0	0	1	0
Genard Avery	39	29	10	4.5	26.5	0	0	0	0	4	1	1	5
Derrick Kindred	38	28	10	0	0	1	-2	0	0	1	1	0	0
Terrance Mitchell	38	34	4	0	0	1	0	0	0	6	2	1	0
Chris Smith	21	14	7	1	13	0	0	0	0	2	1	0	0
Tanner Vallejo	20	13	7	0	0	0	0	0	0	0	0	0	0
Anthony Zettel	14	7	7	0	0	0	0	0	0	0	0	0	0
E.J. Gaines	12	10	2	0	0	1	0	0	0	3	0	0	0
Brian Price	11	6	5	0	0	0	0	0	0	0	0	0	0
James Burgess Jr.	7	5	2	0	0	0	0	0	0	0	0	0	0
Phillip Gaines	6	4	2	0	0	0	0	0	0	0	0	0	0
Ray-Ray Armstrong	4	3	1	0	0	0	0	0	0	0	0	0	0
Jermaine Whitehead	2	0	2	0	0	0	0	0	0	0	0	0	0
Carl Davis	1	0	1	0	0	0	0	0	0	0	0	0	0
Tavierre Thomas	1	1	0	0	0	0	0	0	0	0	0	0	0
Denzel Rice	0	0	0	0	0	1	0	0	0	1	0	0	0
Totals	978	683	295	37	245	17	48	76	0	78	16	14	86

2018 SPECIAL TEAMS STATISTICS

Player	TACKLES					
	Total	Solo	Asst	FF	FR	Blk
Tanner Vallejo	7	6	1	1	0	0
Derrick Kindred	7	5	2	0	0	0
Tavierre Thomas	7	6	1	0	0	0
Nick Chubb	5	2	3	0	0	0
Orson Charles	5	3	2	0	0	0
Briean Boddy-Calhoun	4	4	0	0	0	0
Charley Hughlett	4	3	1	1	0	0
D'Juan Hines	4	2	2	0	0	0
Denzel Rice	3	2	1	0	0	0
Seth DeValve	3	2	1	0	0	0
Dontrell Hilliard	3	1	2	0	0	0
Phillip Gaines	3	3	0	0	0	0
Jabrill Peppers	2	0	2	0	1	0
Jermaine Whitehead	2	1	1	0	0	0
Ray-Ray Armstrong	2	1	1	0	0	0
Juston Burris	2	2	0	0	0	0
Damarious Randall	1	1	0	0	0	0
E.J. Gaines	1	1	0	0	0	0
Duke Johnson Jr.	1	1	0	0	0	0
Darren Fells	1	0	1	0	0	0
Genard Avery	1	1	0	0	0	0
James Burgess Jr.	1	1	0	0	0	0
Jeremiah McKinnon	1	1	0	0	0	0
Rod Streater	1	0	1	0	0	0
T.J. Carrie	1	1	0	0	0	0
Greg Joseph	1	1	0	0	0	0
Xavier Woodson-Luster	1	1	0	0	0	0
Denzel Ward	0	0	0	0	0	1
Myles Garrett	0	0	0	0	0	1
Totals	74	52	22	2	1	2

2018 MISCELLANEOUS STATISTICS

Player	Tkl	FF	FR
JC Tretter	3	0	0
Duke Johnson Jr.	2	0	0
Jarvis Landry	2	0	0
David Njoku	2	0	0
Josh Gordon	1	0	0
Nick Chubb	1	0	0
Desmond Harrison	1	0	0
Tyrod Taylor	1	0	1
Joel Bitonio	1	0	2
Breshad Perriman	1	0	0
Antonio Callaway	1	0	0
Rashard Higgins	0	0	1
Baker Mayfield	0	0	2
Carlos Hyde	0	0	1
Totals	16	0	7

2018 DEFENSIVE SCORING

Player	INT		FUMBLES	
	TD	Ret	Ret	Saf
Trevon Coley	0	0	0	1
Totals	0	0	0	1

2018 BROWNS GAME-BY-GAME OFFENSIVE STATISTICS

OPP	1ST DOWNS			DOWN CONV.			RUSHING			PASS			TDS			FGS			FUM			PEN			PUNTS								
	I	R	Pass	Pen.	3rd	4th	Net Yds.	Plays	Net	Att.	Avg.	Net	Skd.-Yds.	Gross	A	C	ID	INT	R	P	Ret.	M	A	No.	Lost	No.	Yds.	No.	Avg.	POSS.			
vs. PIT (9/9)	22	10	6	6	5-18	0-1	327	85	177	38	4.7	150	7-47	197	40	15	3	1	2	1	0	0	1	1	0	1	1	0	11	87	12	43.5	34:48
at NO (9/16)	16	4	10	2	4-12	1-2	327	60	93	27	3.4	234	3-12	246	30	22	2	1	1	1	0	0	4	3	0	4	4	3	39.3	27:19			
vs. NYJ (9/20)	20	9	10	1	7-18	0-0	323	74	133	33	4.0	190	4-30	220	37	21	2	0	2	0	0	2	2	2	0	5	41	8	34.1	30:52			
at OAK (9/30)	21	6	13	2	5-15	1-1	487	74	208	31	6.7	279	2-16	295	41	21	5	2	3	2	0	2	2	3	2	8	55	7	50.0	31:23			
vs. BAL (10/7)	20	6	13	1	6-19	0-1	416	76	112	28	4.0	304	5-38	342	43	25	1	1	0	1	0	2	3	1	0	10	66	9	50.2	36:16			
vs. LAC (10/14)	18	4	13	1	6-16	1-3	317	72	103	21	4.9	214	5-24	238	46	22	1	2	0	1	0	2	2	1	0	6	53	6	40.3	28:23			
at TB (10/21)	17	7	8	2	3-14	0-2	305	62	119	23	5.2	186	5-29	215	34	23	3	0	1	2	0	0	0	2	1	14	114	9	51.7	30:27			
at PIT (10/28)	17	5	9	3	3-13	1-1	237	59	74	21	3.5	163	2-17	180	36	22	2	1	0	2	0	2	3	0	0	7	52	5	47.0	27:48			
vs. KC (11/4)	26	6	17	3	5-13	2-3	388	70	102	25	4.1	286	2-22	308	43	30	3	1	1	2	0	1	1	0	0	4	20	2	19.5	30:51			
vs. ATL (11/11)	19	6	13	0	4-8	0-0	427	50	211	29	7.3	216	0-0	216	21	17	4	1	1	3	0	0	0	1	0	7	38	4	46.8	28:37			
at CIN (11/25)	24	7	14	3	5-10	1-1	342	61	84	35	2.4	258	0-0	258	26	19	5	0	1	4	0	0	0	0	0	7	61	4	47.0	32:04			
at HOU (12/2)	20	3	15	2	2-8	0-2	428	52	31	9	3.4	397	0-0	397	43	29	2	3	1	1	0	0	1	1	6	45	2	45.5	22:25				
vs. CAR (12/9)	12	6	5	1	4-9	0-0	348	45	116	21	5.5	232	1-6	238	23	18	3	0	2	1	0	2	2	3	2	7	52	3	47.7	33:50			
at DEN (12/15)	21	5	13	3	5-12	1-2	309	61	134	28	4.8	175	2-13	188	31	18	2	1	0	2	0	1	1	1	1	6	75	4	48.5	27:21			
vs. CIN (12/23)	23	8	14	1	5-12	1-1	493	66	146	28	5.2	347	0-0	347	38	28	3	0	0	3	0	2	2	0	0	6	57	3	29.3	35:31			
at BAL (12/30)	18	1	16	1	4-11	0-1	426	56	50	14	3.6	376	0-0	376	42	23	3	3	0	3	0	1	2	0	0	4	35	4	45.0	21:30			
TOTAL	314	93	189	32	73-208	9-21	5900	1023	1893	411	4.54	4007	38-254	4261	574	353	44	17	15	29	0	19	25	19	7	112	894	85	44.3	28:24			

2018 BROWNS GAME-BY-GAME DEFENSIVE STATISTICS

OPP	1ST DOWNS			DOWN CONV.			RUSHING			PASS			TDS			FGS			FUM			PEN			PUNTS						
	I	R	Pass	Pen.	3rd	4th	Net Yds.	Plays	Net	Att.	Avg.	Net	Skd.-Yds.	Gross	A	C	ID	INT	R	P	Ret.	M	A	No.	Lost	No.	Yds.	No.	Avg.	POSS.	
vs. PIT (9/9)	25	7	17	1	7-15	0-0	472	80	159	35	4.5	313	4-22	335	41	23	3	3	2	1	0	0	1	3	3	12	116	7	39.3	35:12	
at NO (9/16)	18	4	11	3	3-12	0-0	275	61	62	23	2.7	213	3-30	243	35	28	2	0	0	2	0	2	3	2	2	4	53	4	44.3	32:41	
vs. NYJ (9/20)	14	5	9	0	6-15	1-1	268	63	107	30	3.6	161	2-8	169	31	15	2	2	2	0	0	1	1	2	1	6	55	7	49.1	29:08	
at OAK (9/30)	27	6	20	1	5-16	0-1	565	90	139	29	4.8	426	3-11	437	58	35	5	2	0	4	1	3	5	0	0	6	65	6	44.5	36:51	
vs. BAL (10/7)	25	10	14	1	4-16	1-1	410	84	116	25	4.6	294	2-4	298	57	29	0	1	0	0	0	3	4	2	1	4	41	8	45.8	33:42	
vs. LAC (10/14)	24	15	7	2	1-9	0-0	449	58	246	36	6.8	203	1-12	215	21	12	5	1	3	2	0	1	1	2	0	10	72	5	41.6	31:37	
at TB (10/21)	34	8	20	6	6-13	1-1	456	88	114	32	3.6	342	4-23	365	52	32	3	2	3	2	0	2	3	3	2	8	65	4	46.8	37:43	
at PIT (10/28)	25	10	14	1	6-13	1-1	421	68	168	31	5.4	253	1-4	257	36	24	4	1	2	0	0	1	1	3	1	8	60	4	44.0	32:12	
vs. KC (11/4)	27	10	15	2	6-10	0-0	499	58	139	24	5.8	360	2-15	375	32	23	5	1	2	3	0	1	1	0	0	11	86	2	31.5	29:09	
vs. ATL (11/11)	25	5	19	1	5-14	2-4	382	73	71	19	3.7	311	2-19	330	52	38	2	0	0	2	0	1	1	4	2	1	5	3	39.3	31:23	
at CIN (11/25)	25	7	14	4	4-12	2-4	372	67	129	20	6.5	243	1-12	255	46	27	3	1	1	2	0	0	1	1	1	13	96	2	49.5	27:56	
at HOU (12/2)	25	11	12	2	8-16	0-0	384	74	187	39	4.8	197	4-27	224	31	22	2	0	0	1	1	5	5	2	0	5	77	3	38.0	37:35	
vs. CAR (12/9)	22	6	14	2	5-14	2-3	393	69	96	25	3.8	297	1-1	298	43	27	2	1	2	0	0	2	2	0	0	10	68	4	39.5	33:50	
at DEN (12/15)	22	3	17	2	5-14	1-2	270	70	32	20	1.6	238	2-19	257	48	31	1	2	1	0	0	3	3	0	0	8	51	3	41.3	32:39	
vs. CIN (12/23)	15	7	7	1	1-8	1-1	209	46	102	24	4.3	107	3-26	133	19	13	2	0	0	2	0	1	1	1	1	0	3	15	5	43.8	24:29
at BAL (12/30)	24	16	6	2	3-13	1-1	463	73	296	47	6.3	167	2-12	179	24	14	2	0	2	0	0	4	4	2	1	10	65	4	49.0	38:30	
TOTAL	377	130	216	31	75-210	13-20	6288	1122	2163	459	4.55	4125	37-245	4370	626	393	43	17	20	21	2	30	37	27	14	119	990	71	43.6	31:36	

2018 BROWNS W-L RECORD BREAKDOWN

	2018 Season				2017 Season			
	Overall	vs. AFCN	Home	Road	Overall	vs. AFCN	Home	Road
Overall	7-8-1	3-2-1	5-2-1	2-6	0-16	0-6	0-8	0-8
On grass	6-6-1	2-2-1	5-2-1	1-4	0-12	0-5	0-8	0-4
On artificial surfaces	1-2	1-0	0-0	1-2	0-4	0-1	0-0	0-4
When scoring first	3-3	1-1	2-0	1-3	0-3	0-1	0-1	0-2
When opponent scores first	4-5-1	2-1-1	3-2-1	1-3	0-12	0-4	0-7	0-5
In overtime	1-2-1	1-0-1	1-0-1	0-2	0-2	0-0	0-2	0-0
When leading after first quarter	2-1	1-1	1-0	1-1	0-2	0-0	0-1	0-1
When leading at halftime	4-2	3-0	3-0	1-2	0-2	0-0	0-2	0-0
When leading after third quarter	4-2	3-0	3-0	1-2	0-1	0-0	0-1	0-0
When trailing after first quarter	1-6	1-1	1-2	0-4	0-9	0-4	0-3	0-6
When trailing at halftime	1-6-1	0-2-1	1-2-1	0-4	0-14	0-6	0-6	0-8
When trailing after third quarter	2-6-1	0-2-1	1-2-1	1-4	0-13	0-6	0-6	0-7
When tied at halftime	2-0	0-0	1-0	1-0	0-0	0-0	0-0	0-0
On Sunday	5-8-1	3-2-1	4-2-1	1-6	0-16	0-6	0-8	0-8
On Monday	0-0	0-0	0-0	0-0	0-0	0-0	0-0	0-0
On Thursday	1-0	0-0	1-0	0-0	0-0	0-0	0-0	0-0
On Saturday	1-0	0-0	0-0	1-0	0-0	0-0	0-0	0-0
Day games (before 5 p.m.)	5-8-1	3-2-1	4-2-1	1-6	0-16	0-6	0-8	0-8
Night games (after 5 p.m.)	2-0	0-0	1-0	1-0	0-0	0-0	0-0	0-0
When CLE had 100-yard rusher	3-1	1-0	2-0	1-1	0-1	0-0	0-1	0-0
When CLE had 100-yard receiver	1-2-1	0-1-1	1-0-1	0-2	0-1	0-1	0-0	0-1
When CLE had 300-yard passer	1-2	1-1	1-0	0-2	0-1	0-1	0-0	0-1
When OPP had 100-yard rusher	0-4-1	0-2-1	0-0-1	0-4	0-2	0-1	0-1	0-1
When OPP had 100-yard receiver	1-3-1	0-0-1	1-1-1	0-2	0-4	0-2	0-1	0-3
When OPP had 300-yard passer	1-4-1	0-0-1	1-2-1	0-2	0-1	0-0	0-0	0-1

2018 REPLAYS AND CHALLENGES

(2017 Browns Challenges [2/8])

Browns Challenges (3/4)

Date	Opp.	Time	Initial Call	Decision
9/30	OAK	2-PT Conv.	D.Johnson short on rush, attempt fail.	Play was reversed, two-point conversion attempt succeeds.
10/7	BAL	13:27 (1Q)	J.Flacco rushed for first down.	Call was reversed, J.Flacco sacked, fourth down upcoming.
10/21	TB	1:21 (3Q)	J.Winston pass incomplete, no catch and fumble.	Play was upheld, ruling on the field stands.
12/9	CAR	10:36 (3Q)	J.Wright reception for first down.	Call was reversed, J.Wright short, fourth down upcoming.

Opponent Challenges (1/5)

Date	Opp.	Time	Initial Call	Decision
9/9	PIT	4:52 (4Q)	Punt was downed by S.Davis.	Play was upheld, ruling on the field stands.
9/30	OAK	3:34 (2Q)	First down ruling following J.Landry catch.	Call was upheld, ruling on the field stands.
11/25 at CIN		4:10 (2Q)	First down ruling following N.Chubb rush.	Call was upheld, ruling on the field stands.
12/15 at Den		7:07 (4Q)	Short of line to gain following D.Hamilton catch.	Play was reversed, resulting in a first down.
12/23 CIN		9:47 (4Q)	First down ruling following B.Mayfield rush.	Call was upheld, ruling on the field stands.

2018 STARTING LINEUPS AND INACTIVES

OFFENSIVE GAME-BY-GAME STARTERS

Game	Opp.	WR	LT	LG	C	RG	RT	TE	WR	QB	RB	TE
9/9	PIT	J.Gordon	D.Harrison	J.Bitonio	J.Tretter	K.Zeitler	C.Hubbard	D.Njoku	S.DeValve(TE)	T.Taylor	C.Hyde	D.Fells
9/16	at NO	J.Landry	D.Harrison	J.Bitonio	J.Tretter	K.Zeitler	C.Hubbard	D.Njoku	A.Callaway	T.Taylor	D.Johnson	D.Fells
9/20	NYJ	J.Landry	D.Harrison	J.Bitonio	J.Tretter	K.Zeitler	C.Hubbard	D.Njoku	A.Callaway	T.Taylor	C.Hyde	D.Fells
9/30	at OAK	J.Landry	D.Harrison	J.Bitonio	J.Tretter	K.Zeitler	C.Hubbard	D.Njoku	A.Callaway	B.Mayfield	C.Hyde	R.Higgins(WR)
10/7	BAL	J.Landry	D.Harrison	J.Bitonio	J.Tretter	K.Zeitler	C.Hubbard	O.Charles	A.Corbett(OL)	B.Mayfield	C.Hyde	D.Fells
10/14	LAC	J.Landry	D.Harrison	J.Bitonio	J.Tretter	K.Zeitler	C.Hubbard	D.Njoku	A.Callaway	B.Mayfield	C.Hyde	D.Ratley(WR)
10/21	at TB	J.Landry	D.Harrison	J.Bitonio	J.Tretter	K.Zeitler	C.Hubbard	D.Njoku	A.Callaway	B.Mayfield	N.Chubb	D.Ratley(WR)
10/28	at Pit	J.Landry	D.Harrison	J.Bitonio	J.Tretter	K.Zeitler	C.Hubbard	D.Njoku	A.Callaway	B.Mayfield	D.Johnson	D.Fells
11/4	KC	J.Landry	G.Robinson	J.Bitonio	J.Tretter	K.Zeitler	C.Hubbard	D.Njoku	A.Callaway	B.Mayfield	N.Chubb	D.Ratley(WR)
11/11	ATL	J.Landry	G.Robinson	J.Bitonio	J.Tretter	K.Zeitler	C.Hubbard	O.Charles	A.Callaway	B.Mayfield	N.Chubb	D.Fells
11/25	at Cin	J.Landry	G.Robinson	J.Bitonio	J.Tretter	K.Zeitler	C.Hubbard	D.Njoku	A.Callaway	B.Mayfield	N.Chubb	D.Fells
12/2	at Hou	J.Landry	G.Robinson	J.Bitonio	J.Tretter	K.Zeitler	C.Hubbard	D.Njoku	S.DeValve(TE)	B.Mayfield	N.Chubb	D.Fells
12/9	CAR	B.Perriman	G.Robinson	J.Bitonio	J.Tretter	K.Zeitler	C.Hubbard	D.Njoku	S.DeValve(TE)	B.Mayfield	N.Chubb	D.Fells
12/15	at Den	J.Landry	G.Robinson	J.Bitonio	J.Tretter	K.Zeitler	C.Hubbard	D.Njoku	A.Callaway	B.Mayfield	N.Chubb	B.Perriman(WR)
12/23	CIN	J.Landry	G.Robinson	J.Bitonio	J.Tretter	K.Zeitler	C.Hubbard	D.Njoku	S.DeValve(TE)	B.Mayfield	N.Chubb	D.Fells
12/30	at Bal	J.Landry	G.Robinson	J.Bitonio	J.Tretter	K.Zeitler	C.Hubbard	D.Njoku	A.Callaway	B.Mayfield	N.Chubb	D.Fells

DEFENSIVE GAME-BY-GAME STARTERS

Game	Opp.	DE	DT	DT	DE	WILL	MIKE	SAM	CB	CB	S	S
9/9	PIT	M.Garrett	L.Ogunjobi	T.Coley	E.Ogbah	C.Kirksey	J.Schobert	J.Collins	D.Ward	T.Mitchell	D.Randall	J.Peppers
9/16	at NO	M.Garrett	L.Ogunjobi	T.Coley	C.Smith	J.Burgess	J.Schobert	J.Collins	D.Ward	T.Mitchell	D.Randall	J.Peppers
9/20	NYJ	M.Garrett	L.Ogunjobi	T.Coley	C.Smith	J.Burgess	J.Schobert	J.Collins	D.Ward	T.Mitchell	D.Randall	J.Peppers
9/30	at OAK	M.Garrett	L.Ogunjobi	T.Coley	E.Ogbah	C.Kirksey	J.Schobert	J.Collins	D.Ward	T.Mitchell	D.Randall	J.Peppers
10/7	BAL	M.Garrett	L.Ogunjobi	T.Coley	E.Ogbah	C.Kirksey	J.Schobert	J.Collins	D.Ward	E.Gaines	D.Randall	J.Peppers
10/14	LAC	M.Garrett	L.Ogunjobi	T.Coley	E.Ogbah	C.Kirksey	J.Schobert	J.Collins	D.Ward	E.Gaines	D.Randall	J.Peppers
10/21	at TB	M.Garrett	L.Ogunjobi	T.Coley	E.Ogbah	G.Avery	C.Kirksey	J.Collins	B.Boddy-Calhoun	D.Kindred	D.Randall	J.Peppers
10/28	at Pit	M.Garrett	L.Ogunjobi	T.Coley	E.Ogbah	G.Avery	C.Kirksey	J.Collins	D.Ward	D.Kindred	D.Randall	J.Peppers
11/4	KC	M.Garrett	L.Ogunjobi	T.Coley	E.Ogbah	G.Avery	C.Kirksey	J.Collins	D.Ward	T.Carrie	B.Boddy-Calhoun	J.Peppers
11/11	ATL	M.Garrett	L.Ogunjobi	T.Coley	E.Ogbah	B.Boddy-Calhoun(DB)	J.Schobert	J.Collins	D.Ward	T.Carrie	D.Randall	J.Peppers
11/25	at Cin	M.Garrett	L.Ogunjobi	B.Boddy-Calhoun(DB)	E.Ogbah	G.Avery	J.Schobert	J.Collins	D.Ward	T.Carrie	D.Randall	J.Peppers
12/2	at Hou	M.Garrett	L.Ogunjobi	T.Coley	E.Ogbah	B.Boddy-Calhoun(DB)	J.Schobert	J.Collins	D.Ward	T.Carrie	D.Randall	J.Peppers
12/9	CAR	M.Garrett	L.Ogunjobi	B.Boddy-Calhoun(DB)	E.Ogbah	G.Avery	J.Schobert	J.Collins	T.Mitchell	T.Carrie	D.Randall	J.Peppers
12/15	at Den	M.Garrett	L.Ogunjobi	T.Coley	E.Ogbah	T.Vallejo	J.Schobert	J.Collins	T.Mitchell	T.Carrie	D.Randall	J.Peppers
12/23	CIN	M.Garrett	L.Ogunjobi	T.Coley	E.Ogbah	B.Boddy-Calhoun(DB)	J.Schobert	J.Collins	D.Ward	T.Carrie	D.Randall	J.Peppers
12/30	at Bal	M.Garrett	L.Ogunjobi	T.Coley	E.Ogbah	B.Boddy-Calhoun(DB)	J.Schobert	J.Collins	T.Mitchell	T.Carrie	D.Randall	J.Peppers

GAME-BY-GAME INACTIVES

Game	Opp.							
9/9	PIT	D.Stanton	D.Ratley	E.Gaines	J.Burgess	A.Corbett	I.Odenigbo	A.Zettel
9/16	at NO	D.Stanton	J.Gordon	C.Kirksey	S.DeValve	E.Ogbah	I.Odenigbo	D.Lawrence
9/20	NYJ	D.Stanton	R.Streater	C.Kirksey	S.DeValve	E.Ogbah	I.Odenigbo	D.Lawrence
9/30	at OAK	T.Taylor	D.Ratley	T.Thomas	J.Burgess	A.Corbett	S.DeValve	D.Lawrence
10/7	BAL	D.Stanton	D.Ratley	T.Thomas	D.Rice	J.Burgess	E.Watford	C.Thomas
10/14	LAC	D.Stanton	B.Perriman	T.Thomas	T.Vallejo	E.Watford	R.Higgins	C.Davis
10/21	at TB	D.Stanton	D.Scott	E.Gaines	J.Schobert	R.Higgins	C.Davis	-
10/28	at Pit	D.Stanton	D.Scott	E.Gaines	J.Schobert	R.Higgins	P.Brown	C.Davis
11/4	KC	D.Stanton	D.Scott	D.Randall	J.Schobert	D.Harrison	P.Brown	C.Thomas
11/11	ATL	D.Stanton	D.Scott	J.Burris	D.Harrison	P.Brown	C.Thomas	C.Davis
11/25	at Cin	D.Stanton	D.Scott	J.Burris	D.Harrison	P.Brown	C.Thomas	C.Davis
12/2	at Hou	D.Stanton	J.Burris	A.Corbett	D.Harrison	P.Brown	C.Thomas	C.Davis
12/9	CAR	D.Stanton	D.Ward	P.Gaines	A.Corbett	D.Harrison	C.Thomas	C.Davis
12/15	at Den	D.Stanton	D.Ward	P.Gaines	A.Corbett	D.Harrison	C.Thomas	C.Davis
12/23	CIN	D.Stanton	P.Gaines	T.Vallejo	K.Kalis	D.Harrison	C.Thomas	C.Davis
12/30	at BAL	D.Stanton	B.Jackson	D.Ward	K.Kalis	D.Harrison	C.Thomas	C.Davis

2018 DEFENSIVE GAME-BY-GAME STATS

INTERCEPTIONS

Game	Opp.	No.	Yards	LG	TD	Players
9/9	PIT	3	26	26	0	D.Ward (2), D.Randall
9/16	at NO	0	0	-	0	
9/20	NYJ	2	0	0	0	T.Mitchell, J.Schobert
9/30	at Oak	2	50	50	0	E.Gaines, D. Randall
10/7	BAL	1	0	0	0	D.Ward
10/14	LAC	1	4	4	0	C.Kirksey
10/21	at TB	2	9	13	0	J.Collins, C.Kirksey
10/28	at Pit	1	-2	-2	0	D.Kindred
11/4	KC	1	0	0	0	D.Rice
11/11	ATL	0	0	-	0	
11/25	at Cin	1	2	2	0	D.Randall
12/2	at HOU	0	0	-	0	
12/9	CAR	1	7	7	0	D.Randall
12/15	at Den	2	0	0	0	T.Carrie, J.Peppers
12/23	CIN	0	0	-	0	
12/30	at Bal	0	0	-	0	
Totals 16 games		17	96	50	0	D.Randall (4), D.Ward (3), C.Kirksey (2), T.Carrie, J.Collins, E.Gaines, D.Kindred, T.Mitchell, J.Peppers, D.Rice, J.Schobert

FUMBLES

Game	Opp.	FUMBLES FORCED		FUMBLES RECOVERED	
		No.	Players	No.	Players
9/9	PIT	3	M.Garrett (2), G.Avery	3	J.Schobert (2), J.Peppers
9/16	at NO	2	T.Mitchell (2)	2	T.Mitchell, D.Randall
9/20	NYJ	1	D.Ward	1	D.Ward
9/30	at Oak	0	-	0	-
10/7	BAL	1	J.Schobert	1	T.Coley
10/14	LAC	0	-	0	-
10/21	at TB	2	T.Carrie, M.Garrett	2	G.Avery, C.Kirksey
10/28	at Pit	2	J.Collins, D.Kindred	1	D.Ward
11/4	KC	0	-	0	-
11/11	ATL	2	T.Carrie, C.Smith	2	J.Collins, T.Carrie
11/25	at Cin	0	-	1	E.Ogbah
12/2	at Hou	2	B.Boddy-Calhoun, T.Vallejo	0	-
12/9	CAR	0	-	0	-
12/15	at Den	0	-	0	-
12/23	CIN	1	J.Schobert	0	-
12/30	at Bal	1	L. Ogunjobi	1	J.Peppers
Totals 16 games		17	M.Garrett (3), G.Avery (2), T.Mitchell (2), J.Schobert (2), G.Avery, B.Boddy-Calhoun, J.Collins, D. Kindred, L.Ogunjobi, C.Smith, T.Vallejo, D.Ward	14	J.Schobert (2), D.Ward (2), J.Peppers (2), G.Avery, T.Carrie, T.Coley, J. Collins, C.Kirksey, T.Mitchell, E.Ogbah, D.Randall

QUARTERBACK SACKS

Game	Opp.	No.	Yards	Players
9/9	PIT	4	22	M.Garrett (2.0), G.Avery (1.0), L.Ogunjobi (1.0)
9/16	at NO	3	30	L.Ogunjobi (2.0), T.Carrie (1.0)
9/20	NYJ	2	8	M.Garrett (2.0)
9/30	at OAK	3	11	J.Collins (1.0), J.Schobert (1.0), G.Avery (0.5), M.Garrett (0.5)
10/7	BAL	2	4	J.Collins (1.0), T.Coley (0.5), M.Garrett (0.5)
10/14	LAC	1	12	J.Schobert (0.5), L.Ogunjobi (0.5)
10/21	at TB	4	4	M.Garrett (2.0), E.Ogbah (1.5), L.Ogunjobi (0.5)
10/28	at Pit	1	4	M.Garrett (1.0)
11/4	KC	2	15	G.Avery (1.0), M.Garrett (1.0)
11/11	ATL	2	19	C.Smith (1.0), E.Ogbah (0.5), L.Ogunjobi (0.5)
11/25	at Cin	1	12	M.Garrett (1.0)
12/2	at Hou	4	27	M.Garrett (1.5), G.Avery (1.0), E.Ogbah (1.0), J.Schobert (0.5)
12/9	CAR	1	1	M.Garrett (1.0)
12/15	at Den	2	19	J.Collins (1.0), J.Peppers (1.0)
12/23	CIN	3	26	G.Avery (1.0), L.Ogunjobi (1.0), J.Schobert (1.0)
12/30	at Bal	2	12	J.Collins (1.0), M.Garrett (1.0)
Totals 16 games		37	245	M.Garrett (13.5), L.Ogunjobi (5.5), G.Avery (4.5), J.Collins (4.0), E.Ogbah (3.0), J.Schobert (3.0), T.Carrie (1.0), J.Peppers (1.0), C.Smith (1.0), T.Coley (0.5)

2018 CLEVELAND BROWNS INDIVIDUAL BESTS

BROWNS

LONGEST RUN FROM SCRIMMAGE:	92, N.Chubb, ATL (11/11)
LONGEST TOUCHDOWN RUN:	92, N.Chubb, ATL (11/11)
LONGEST PASS COMPLETION:	71, A.Callaway, HOU (12/2)
LONGEST TOUCHDOWN PASS:	51, J.Landry, CAR (12/9)
LONGEST PUNT RETURN:	37, J.Peppers, BAL (12/30)
LONGEST KICKOFF RETURN:	35, A.Callaway, BAL (12/30)
MOST INTERCEPTIONS:	2, D.Ward, PIT (9/9)
LONGEST INTERCEPTION RETURN:	26, D.Ward, PIT (9/9)
LONGEST PUNT:	79, B.Colquitt, TB (10/21)
LONGEST FIELD GOAL:	51, G.Joseph, KC (11/4)
MOST RUSHING ATTEMPTS:	28, N.Chubb, CIN (11/25)
MOST RUSHING YARDS:	176, N.Chubb, ATL (11/11)
MOST PASS ATTEMPTS:	46, B.Mayfield, LAC (10/14)
MOST PASS COMPLETIONS:	29, last: B.Mayfield, HOU (12/2)
MOST YARDS PASSING:	397, B.Mayfield, BAL HOU (12/2)
MOST RECEPTIONS:	10, J.Landry, TB (10/21)
MOST YARDS RECEIVING:	106, J.Landry, PIT (9/9)
MOST INTERCEPTIONS THROWN:	3, last: B.Mayfield, BAL (12/30)
MOST RUSHING TOUCHDOWNS:	2, last: N.Chubb, OAK (9/30)
MOST TOUCHDOWN PASSES:	4, B.Mayfield, CIN (11/25)
MOST TOUCHDOWN RECEPTIONS:	2, D.Johnson, KC (11/4)
MOST QB SACKS:	2, last: M.Garrett, TB (10/21)

OPPONENTS

LONGEST RUN FROM SCRIMMAGE:	52, M.Lynch, OAK (9/30)
LONGEST TOUCHDOWN RUN:	25, L.Jackson, BAL (12/30)
LONGEST PASS COMPLETION:	67, J.Smith-Schuster, PIT (9/9)
LONGEST TOUCHDOWN PASS:	43, A.Brown, PIT (10/28)
LONGEST PUNT RETURN:	49, D.Harris, OAK (9/30)
LONGEST KICKOFF RETURN:	47, T.Hill, NO (9/16)
MOST INTERCEPTIONS:	3, B.Roethlisberger, PIT (9/9)
LONGEST INTERCEPTION RETURN:	38, Z.Cunningham, HOU (12/2)
LONGEST PUNT:	62, L.Edwards, NYJ (9/20)
LONGEST FIELD GOAL:	59, C.Catanzaro, TB (10/21)
MOST RUSHING ATTEMPTS:	31, J.Conner, PIT (9/9)
MOST RUSHING YARDS:	146, J.Conner, PIT (10/28)
MOST PASS ATTEMPTS:	58, D.Carr, OAK (9/30)
MOST PASS COMPLETIONS:	38, M.Ryan, ATL (11/11)
MOST YARDS PASSING:	437, D.Carr, OAK (9/30)
MOST RECEPTIONS:	12, M.Thomas, NO (9/16)
MOST YARDS RECEIVING:	128, A.Cooper, OAK (9/30)
MOST INTERCEPTIONS THROWN:	3, B.Roethlisberger, PIT (9/9)
MOST RUSHING TOUCHDOWNS:	3, M.Gordon III, LAC (10/14)
MOST TOUCHDOWN PASSES:	4, D.Carr, OAK (9/30)
MOST TOUCHDOWN RECEPTIONS:	2, last: T.Kelce, KC (10/4)
MOST QB SACKS:	3, T.Watt, PIT (9/9)

2018 BROWNS TEAM SCORING

Game	Opp.	BROWNS						OPPONENTS					
		1ST	2ND	3RD	4TH	OT	TOTAL	1ST	2ND	3RD	4TH	OT	TOTAL
9/9	PIT	0	0	7	14	0	21	0	7	14	0	0	21
9/16	at NO	3	3	6	6	0	18	3	0	0	18	0	21
9/20	NYJ	0	3	11	7	0	21	0	14	0	3	0	17
9/30	at Oak	3	14	11	14	0	42	7	7	7	21	3	45
10/7	BAL	0	6	3	0	3	12	3	0	3	3	0	9
10/14	LAC	0	6	0	8	0	14	7	14	14	3	0	38
10/21	at TB	2	0	7	14	0	23	3	13	7	0	3	26
10/28	at Pit	6	0	6	6	0	18	0	14	9	10	0	33
11/14	KC	3	12	0	6	0	21	7	14	13	3	0	37
11/11	ATL	7	7	14	0	0	28	0	10	0	6	0	16
11/25	at Cin	14	14	7	0	0	35	0	7	7	6	0	20
12/2	at Hou	0	0	7	6	0	13	10	13	3	3	0	23
12/9	CAR	7	10	0	9	0	26	7	10	3	0	0	20
12/15	at Den	7	3	0	7	0	17	7	3	3	3	0	16
12/23	CIN	0	16	7	3	0	26	0	0	0	18	0	18
12/30	at Bal	7	0	7	10	0	24	10	10	3	3	0	26
Totals 16 games		59	94	93	110	3	359	64	136	86	100	6	392

2018 TURNOVER TABLE

Game	Opp.	TAKEAWAYS				GIVEAWAYS				Difference	Result
		Fumbles	INTs	Total	Pts Off	Fumbles	INT	Total	Pts Off		
9/9	PIT	3	3	6	7	0	1	1	0	+5	T, 21-21 (OT)
9/16	at NO	2	0	2	3	0	1	1	8	+1	L, 21-18
9/20	NYJ	1	2	3	3	0	0	0	0	+3	W, 21-17
9/30	at Oak	0	2	2	8	2	2	4	21	-2	L, 45-42 (OT)
10/7	BAL	1	1	2	3	0	1	1	3	+1	W, 12-9 (OT)
10/14	LAC	0	1	1	0	0	2	2	10	-1	L, 38-14
10/21	at TB	2	2	4	7	1	0	1	3	+3	L, 26-23 (OT)
10/28	at Pit	1	1	2	3	0	1	1	7	+1	L, 33-18
11/4	KC	0	1	1	0	0	1	1	0	0	L, 37-21
11/11	ATL	2	0	2	7	0	1	1	7	+1	W, 28-16
11/25	at Cin	1	1	2	14	0	0	0	0	+2	W, 35-20
12/2	at Hou	0	0	0	0	1	3	4	13	-4	L, 29-13
12/9	CAR	0	1	1	0	2	0	2	7	-1	W, 26-20
12/15	at Den	0	2	2	7	1	1	2	3	0	W, 17-16
12/23	Cin	0	0	0	0	0	0	0	0	0	W, 26-18
12/30	at Bal	1	0	1	0	0	3	3	3	-2	L, 26-24
Totals 16 games		14	17	31	62	7	17	24	85	+7	

2018 BROWNS SCORING DRIVES

SEPT. 9 VS. PITTSBURGH STEELERS

<u>Team</u>	<u>Qtr.</u>	<u>Time</u>	<u>Scoring Play</u>	<u>PIT</u>	<u>CLE</u>
Steelers	2	11:16	J.Conner 4 yd run (C.Boswell kick) (10-88, 5:39)	7	0
Browns	3	10:05	T.Taylor 20 yd. run (Z.Gonzalez kick) (10-86, 4:55)	7	7
Steelers	3	8:24	A.Brown 22 yd. pass from B.Roethlisberger (C.Boswell kick) (3-74, 1:41)	14	7
Steelers	3	5:23	J.Conner 22 yd. run (C.Boswell kick) (2-39, 0:45)	21	7
Browns	4	7:32	C.Hyde 1 yd. run (Z.Gonzalez kick) (1-1, 0:04)	21	14
Browns	4	1:58	J.Gordon 17 yd. pass from T.Taylor (Z.Gonzalez kick) (2-55, 0:12)	21	21

SEPT. 16 AT NEW ORLEANS SAINTS

<u>Team</u>	<u>Qtr.</u>	<u>Time</u>	<u>Scoring Play</u>	<u>CLE</u>	<u>NO</u>
Browns	1	8:29	Z.Gonzalez 39 yd. Field Goal (6-25, 3:02)	3	0
Saints	1	2:47	W.Lutz 31 yd. Field Goal (11-63, 5:42)	3	3
Browns	2	1:55	Z.Gonzalez 39 yd. Field Goal (7-45, 2:21)	6	3
Browns	3	6:43	C.Hyde 1 yd. run (kick failed) (12-79, 6:27)	12	3
Saints	4	8:41	M.Thomas 2 yd. pass from D.Brees (W.Lutz kick)(9-66, 5:35)	12	10
Saints	4	2:40	M.Thomas 5 yd. pass from D.Brees (A.Kamara run) (4-18, 2:17)	12	18
Browns	4	1:16	A.Callaway 47 yd. pass from T.Taylor (kick failed) (6-75, 1:24)	18	18
Saints	4	0:21	W.Lutz 44 yd. Field Goal (6-49, 0:55)	18	21

SEPT. 20 VS. NEW YORK JETS

<u>Team</u>	<u>Qtr.</u>	<u>Time</u>	<u>Scoring Play</u>	<u>NYJ</u>	<u>CLE</u>
Jets	2	14:56	I.Crowell 7 yd. run (J.Myers kick) (5-28, 2:17)	7	0
Jets	2	7:54	I.Crowell 2 yd. run (J.Myers kick) (10-63, 5:37)	14	0
Browns	2	0:23	G.Joseph 45 yd. Field Goal (6-39, 1:19)	14	3
Browns	3	5:21	G.Joseph 27 yd. Field Goal (4-0, 0:58)	14	6
Browns	3	0:42	C.Hyde 1 yard run (J.Landry-B.Mayfield pass) (7-69, 2:49)	14	14
Jets	4	8:56	J.Myers 28 yd. Field Goal (12-65, 6:46)	17	14
Browns	4	2:04	C.Hyde 1 yard run (G.Joseph kick) (15-75, 6:52)	17	21

SEPT. 30 AT OAKLAND RAIDERS

<u>Team</u>	<u>Qtr.</u>	<u>Time</u>	<u>Scoring Play</u>	<u>CLE</u>	<u>OAK</u>
Raiders	1	10:01	G.Conley 36 yd. Interception Return (M.McCrane kick)	0	7
Browns	1	2:00	G.Joseph 25 yd. Field Goal (15-68, 8:01)	3	7
Browns	2	12:35	N.Chubb 63 yd. run (pass failed) (1-63, 0:11)	9	7
Browns	2	9:00	D.Fells 49 yd. pass from B.Mayfield (D.Johnson run) (4-70, 1:58)	17	7
Raiders	2	4:30	A.Cooper 8 yd. pass from D.Carr (M.McCrane kick) (8-75, 4:30)	17	14
Browns	3	9:22	G.Joseph 28 yd. Field Goal (11-65, 5:38)	20	14
Browns	3	7:26	J.Landry 2 yd. pass from B.Mayfield (D.Johnson run) (2-31, 0:51)	28	14
Raiders	3	5:34	J.Cook 7 yd. pass from D.Carr (M.McCrane kick) (3-7, 0:11)	28	21
Raiders	4	14:14	M.McCrane 29 yd. Field Goal (6-58, 2:07)	28	24
Raiders	4	12:46	J.Nelson 19 yd. pass from D.Carr (M.McCrane kick) (2-20, 0:40)	28	31
Raiders	4	10:46	M.McCrane 44 yd. Field Goal (4-3, 1:26)	28	34
Browns	4	8:07	C.Hyde 1 yd. run (G.Joseph kick) (7-77, 2:39)	35	34
Browns	4	4:20	N.Chubb 41 yd. run (G.Joseph kick) (3-63, 1:26)	42	34
Raiders	4	0:30	J.Cook 7 yd. pass from D.Carr (D.Carr-J.Nelson pass) (6-53, 0:58)	42	42
Raiders	OT	1:46	M.McCrane 29 yd. Field Goal (11-70, 3:41)	45	42

2018 BROWNS SCORING DRIVES CONTINUED...

OCT. 7 VS. BALTIMORE RAVENS

<u>Team</u>	<u>Qtr.</u>	<u>Time</u>	<u>Scoring Play</u>	<u>BAL</u>	<u>CLE</u>
Ravens	1	8:37	J.Tucker 44 yd. Field Goal (4-7, 0:56)	3	0
Browns	2	0:40	R.Higgins 19 yd. pass from B.Mayfield (kick failed) (6-78, 1:19)	3	6
Browns	3	7:29	G.Joseph 35 yd. Field Goal (8-25, 2:59)	3	9
Ravens	3	0:53	J.Tucker 25 yd. Field Goal (13-68, 6:36)	6	9
Ravens	4	0:52	J.Tucker 32 yd. Field Goal (11-52, 3:37)	9	9
Browns	OT	0:02	G.Joseph 37 yd. Field Goal (7-65, 2:55)	9	12

OCT. 14 VS. LOS ANGELES CHARGERS

<u>Team</u>	<u>Qtr.</u>	<u>Time</u>	<u>Scoring Play</u>	<u>LAC</u>	<u>CLE</u>
Chargers	1	10:14	M.Gordon 4 yd. run (M.Badgley kick) (5-57, 2:32)	7	0
Browns	2	12:47	G.Joseph 33 yd. Field Goal (7-18, 2:13)	7	3
Chargers	2	6:34	Ty.Williams 45 yd. pass from P.Rivers (M.Badgley kick) (2-89, 1:12)	14	3
Chargers	2	0:51	Ty.Williams 29 yd. pass from P.Rivers (M.Badgley kick) (6-77, 1:22)	21	3
Browns	2	0:00	G.Joseph 28 yd. Field Goal (8-59, 0:51)	21	6
Chargers	3	11:49	M.Gordon 10 yd. run (M.Badgley kick) (1-10, 0:05)	28	6
Chargers	3	3:12	M.Gordon 11 yd. run (M.Badgley kick) (11-81, 7:10)	35	6
Browns	4	12:26	D.Njoku 1 yd. pass from B.Mayfield (B.Mayfield-A.Callaway pass) (7-42, 1:50)	35	14
Chargers	4	4:15	M.Badgley 44 yd. Field Goal (5-[-1], 2:37)	38	14

OCT. 21 AT TAMPA BAY BUCCANEERS

<u>Team</u>	<u>Qtr.</u>	<u>Time</u>	<u>Scoring Play</u>	<u>CLE</u>	<u>TB</u>
Browns	1	9:18	P.Barber tackled in end zone by T.Coley for a Safety	2	0
Buccaneers	1	3:02	C.Catanzaro 38 yd. Field Goal (11-52, 4:26)	2	3
Buccaneers	2	14:54	D.Jackson 14 yd. run (kick failed, hit right upright) (6-55, 1:44)	2	9
Buccaneers	2	7:58	J.Winston 14 yd. run (C.Catanzaro kick) (10-75, 5:22)	2	16
Browns	3	13:01	D.Njoku 15 yd. pass from B.Mayfield (G.Joseph kick) (3-26, 1:22)	9	16
Buccaneers	3	0:28	R.Jones 2 yd. run (C.Catanzaro kick) (13-73, 6:30)	9	23
Browns	4	12:17	N.Chubb 1 yd. run (G.Joseph kick) (7-75, 3:11)	16	23
Browns	4	2:28	J.Landry 16 yd. pass from B.Mayfield (G.Joseph kick) (1-16, 0:08)	23	23
Buccaneers	OT	1:50	C.Catanzaro 59 yd. Field Goal (6-7, 1:22)	23	26

OCT. 28 AT PITTSBURGH STEELERS

<u>Team</u>	<u>Qtr.</u>	<u>Time</u>	<u>Scoring Play</u>	<u>CLE</u>	<u>PIT</u>
Browns	1	9:10	G.Joseph 34 yd. Field Goal (11-66, 5:50)	3	0
Browns	1	2:34	G.Joseph 45 yd. Field Goal (6-29, 2:20)	6	0
Steelers	2	11:26	A.Brown 43 yd. pass from B.Roethlisberger (C.Boswell kick) (6-69, 2:03)	6	7
Steelers	2	0:08	A.Brown 1 yd. pass from B.Roethlisberger (C.Boswell kick) (16-87, 7:12)	6	14
Steelers	3	8:07	Penalty on D.Harrison enforced in end zone for a Safety	6	16
Browns	3	5:24	A.Callaway 1 yd. pass from B.Mayfield (kick failed, wl) (4-24, 2:43)	12	16
Steelers	3	2:42	J.Conner 12 yd. run (C.Boswell kick) (5-75, 2:42)	12	23
Steelers	4	13:29	C.Boswell 42 yd. Field Goal (7-31, 2:46)	12	26
Steelers	4	2:04	J.Conner 22 yd. run (C.Boswell kick) (10-65, 5:37)	12	33
Browns	4	0:06	S.DeValve 24 yd. pass from B.Mayfield (pass failed) (9-75, 1:58)	18	33

2018 BROWNS SCORING DRIVES CONTINUED...

NOV. 4 VS. KANSAS CITY CHIEFS

Team	Qtr.	Time	Scoring Play	KC	CLE
Chiefs	1	8:14	K.Hunt 50 yd. pass from P.Mahomes (H.Butker kick) (7-95, 2:43)	7	0
Browns	1	2:45	G.Joseph 51 yd. Field Goal (11-42, 5:29)	7	3
Chiefs	2	13:30	T.Kelce 11 yd. pass from P.Mahomes (H.Butker kick) (7-75, 4:15)	14	3
Browns	2	6:29	N.Chubb 3 yd. run (pass failed) (12-75, 7:01)	14	9
Chiefs	2	2:24	K.Hunt 1 yd. run (H.Butker kick) (6-75, 4:05)	21	9
Browns	2	0:26	D.Johnson 19 yd. pass from B.Mayfield (pass failed) (9-79, 1:58)	21	15
Chiefs	3	10:03	T.Kelce 13 yd. pass from P.Mahomes (H.Butker kick) (10-75, 4:57)	28	15
Chiefs	3	7:28	K.Hunt 10 yd. run (kick failed, hru) (2-21, 0:35)	34	15
Browns	4	14:57	D.Johnson 5 yd. pass from B.Mayfield (pass failed) (15-75, 7:31)	34	21
Chiefs	4	9:27	H.Butker 39 yd. Field Goal (11-54, 5:30)	37	21

NOV. 11 VS. ATLANTA FALCONS

Team	Qtr.	Time	Scoring Play	ATL	CLE
Browns	1	4:36	R.Higgins 28 yd. pass from B.Mayfield (G.Joseph kick) (8-88, 4:55)	0	7
Falcons	2	12:18	G.Tavecchio 40 yd. Field Goal (14-53, 7:18)	3	7
Falcons	2	5:04	J.Jones 1 yd. pass from M.Ryan (G.Tavecchio kick) (6-45, 3:26)	10	7
Browns	2	0:55	N.Chubb 13 yd. pass from B.Mayfield (G.Joseph kick) (8-80, 4:09)	10	14
Browns	3	10:27	D.Johnson 11 yd. pass from B.Mayfield (G.Joseph kick) (6-41, 3:00)	10	21
Browns	3	8:45	N.Chubb 92 yd. run (G.Joseph kick) (2-92, 0:16)	10	28
Falcons	4	4:24	A.Hooper 3 yd. pass from M.Ryan (pass failed) (13-69, 4:03)	16	28

NOV. 25 AT CINCINNATI BENGALS

Team	Qtr.	Time	Scoring Play	CLE	CIN
Browns	1	9:11	N.Chubb 1 yd. run (G.Joseph kick) (10-78, 5:49)	7	0
Browns	1	1:37	A.Callaway 13 yd. pass from B.Mayfield (G.Joseph kick) (4-56, 1:24)	14	0
Browns	2	9:18	D.Njoku 6 yd. pass from B.Mayfield (G.Joseph kick) (12-96, 5:47)	21	0
Browns	2	2:25	N.Chubb 14 yd. pass from B.Mayfield (G.Joseph kick) (11-59, 6:44)	28	0
Bengals	2	0:32	J.Ross 2 yd. pass from A.Dalton (R.Bullock kick) (8-75, 1:53)	28	7
Browns	3	12:56	D.Fells 6 yd. pass from B.Mayfield (G.Joseph kick) (2-7, 0:45)	35	7
Bengals	3	4:56	T.Boyd 28 yd. pass from J.Driskel (R.Bullock kick) (9-75, 5:39)	35	14
Bengals	4	7:57	J.Driskel 2 yd. run (kick failed, hlu) (14-94, 6:54)	35	20

DEC. 2 AT HOUSTON TEXANS

Team	Qtr.	Time	Scoring Play	CLE	HOU
Texans	1	8:12	K.Fairbairn 35 yd. Field Goal (13-63, 6:48)	0	3
Texans	1	0:38	J.Thomas 11 yd. pass from D.Watson (K.Fairbairn kick) (10-82, 5:38)	0	10
Texans	2	7:26	Z.Cunningham 38 yd. interception return (K.Fairbairn kick)	0	17
Texans	2	3:19	K.Fairbairn 42 yd. Field Goal (7-27, 3:18)	0	20
Texans	2	0:01	K.Fairbairn 48 yd. Field Goal (10-50, 1:43)	0	23
Browns	3	9:39	N.Chubb 2 yd. run (G.Joseph kick) (9-75, 5:21)	7	23
Texans	3	5:26	K.Fairbairn 53 yd. Field Goal (9-40, 4:13)	7	26
Texans	4	5:46	K.Fairbairn 38 yd. Field Goal (8-44, 3:59)	7	29
Browns	4	2:58	R.Higgins 17 yd. pass from B.Mayfield (pass failed) (9-75, 2:48)	13	29

2018 BROWNS SCORING DRIVES CONTINUED...

DEC. 9 VS. CAROLINA PANTHERS

Team	Qtr.	Time	Scoring Play	CAR	CLE
Panthers	1	9:17	C.McCaffrey 4 yd. run (C.Catanzaro kick) (10-65, 5:43)	7	0
Browns	1	7:41	J.Landry 3 yd. run (G.Joseph kick) (3-75, 1:36)	7	7
Panthers	2	14:13	C.McCaffrey 1 yd. run (C.Catanzaro kick) (5-17, 2:18)	14	7
Browns	2	8:27	J.Landry 51 yd. pass from B.Mayfield (G.Joseph kick) (8-75, 5:46)	14	14
Panthers	2	4:03	C.Catanzaro 30 yd. Field Goal (8-70, 4:24)	17	14
Browns	2	0:59	G.Joseph 49 yd. Field Goal (8-44, 3:04)	17	17
Panthers	3	7:11	C.Catanzaro 34 yd. Field Goal (10-38, 4:26)	20	17
Browns	4	13:05	N.Chubb 4 yd. run (kick failed, hlu) (6-75, 3:31)	20	23
Browns	4	8:46	G.Joseph 41 yd. Field Goal (6-40, 3:55)	20	26

DEC. 15 AT DENVER BRONCOS

Team	Qtr.	Time	Scoring Play	CLE	DEN
Browns	1	11:49	B.Perriman 31 yd. pass from B.Mayfield (G.Joseph kick) (4-51, 1:23)	7	0
Broncos	1	3:18	C.Keenum 1 yd. run (B.McManus kick) (13-88, 6:37)	7	7
Broncos	2	8:16	B.McManus 44 yd. Field Goal (12-61, 6:44)	7	10
Browns	2	4:53	G.Joseph 40 yd. Field Goal (9-53, 3:23)	10	10
Broncos	3	1:41	B.McManus 42 yd. Field Goal (8-36, 4:08)	10	13
Browns	4	11:44	A.Callaway 2 yd. pass from B.Mayfield (G.Joseph kick) (6-48, 2:57)	17	13
Broncos	4	4:35	B.McManus 29 yd. Field Goal (13-64, 7:09)	17	16

DEC. 23 VS. CINCINNATI BENGALS

Team	Qtr.	Time	Scoring Play	CIN	CLE
Browns	2	10:20	D.Njoku 3 yd. pass from B.Mayfield (G.Joseph kick) (13-74, 7:23)	0	7
Browns	2	7:12	D.Fells 1 yd. pass from B.Mayfield (kick failed, hru) (3-70, 1:33)	0	13
Browns	2	0:10	G.Joseph 37 yd. Field Goal (10-61, 4:45)	0	16
Browns	3	4:53	R.Higgins 17 yd. pass from B.Mayfield (G.Joseph kick) (9-87, 4:58)	0	23
Bengals	4	14:55	R.Bullock 51 yd. Field Goal (10-36, 4:58)	3	23
Browns	4	7:26	G.Joseph 31 yd. Field Goal (14-62, 7:29)	3	26
Bengals	4	4:56	C.Uzomah 14 yd. pass from J.Driskel (R.Bullock kick) (6-75, 2:30)	10	26
Bengals	4	2:56	J.Ross 3 yd. pass from J.Driskel (J.Driskel-C.Core pass) (3-23, 0:57)	18	26

DEC. 30 AT BALTIMORE RAVENS

Team	Qtr.	Time	Scoring Play	CLE	BAL
Ravens	1	9:27	J.Tucker 38 yd. Field Goal (9-41, 3:27)	0	3
Browns	1	8:22	B.Perriman 28 yd. pass from B.Mayfield (G.Joseph kick) (4-75, 1:05)	7	3
Ravens	1	4:46	L.Jackson 25 yd. run (J.Tucker kick) (7-69, 3:36)	7	10
Ravens	2	14:54	L.Jackson 8 yd. run (J.Tucker kick) (6-77, 2:54)	7	17
Ravens	2	6:11	J.Tucker 35 yd. Field Goal (8-64, 6:12)	7	20
Browns	3	12:27	J.Landry 48 yd. pass from B.Mayfield (G.Joseph kick) (1-48, 0:08)	14	20
Ravens	3	7:02	J.Tucker 44 yd. Field Goal (12-49, 5:25)	14	23
Browns	4	13:45	G.Joseph 35 yd. Field Goal (9-60, 4:08)	17	23
Ravens	4	7:20	J.Tucker 23 yd. Field Goal (12-78, 6:25)	17	26
Browns	4	3:24	A.Callaway 1 yd. pass from B.Mayfield (G.Joseph kick) (9-75, 3:56)	24	26

2018 BALL POSSESSION AND DRIVE CHART

CLEVELAND BROWNS VS. PITTSBURGH STEELERS (9/9/18)

STEELERS (35:12)					BROWNS (34:48)				
AVERAGE DRIVE START PIT 28					AVERAGE DRIVE START CLE 17				
	Plays	Yards	Time	End		Plays	Yards	Time	End
1.	3	8	1:31	Punt	1.	6	26	10:08	Punt
2.	5	23	2:29	Punt	2.	4	-4	1:15	Punt
3.	4	27	1:02	Interception	3.	6	21	3:27	Punt
4.	10	84	5:39	Touchdown	4.	7	38	3:46	Punt
5.	1	0	0:11	Interception	5.	7	31	4:46	Punt
6.	7	54	1:51	Interception	6.	2	-14	0:42	End of Half
7.	3	94	1:41	Touchdown	7.	10	66	4:55	Touchdown
8.	2	39	0:45	Touchdown	8.	5	6	2:16	Punt
9.	12	52	6:16	Punt	9.	6	42	1:56	Punt
10.	4	5	2:08	Punt	10.	3	-1	1:21	Punt
11.	1	-1	0:08	Fumble	11.	7	24	0:58	Downs
12.	2	9	0:51	Fumble	12.	1	1	0:04	Touchdown
13.	6	14	3:04	Punt	13.	3	-2	1:27	Punt
14.	3	1	0:29	Punt	14.	2	55	0:12	Touchdown
15.	1	-1	0:16	End of Half	15.	5	23	1:13	Interception
16.	5	21	3:14	Punt	16.	3	9	1:17	Punt
17.	8	31	2:47	Missed FG	17.	3	7	0:58	Punt
18.	3	12	0:41	Fumble	18.	3	0	0:27	Punt
19.	1	0	0:09	End of Game	19.	3	-1	0:27	Missed FG

CLEVELAND BROWNS AT NEW ORLEANS SAINTS (9/16/18)

BROWNS (27:19)					SAINTS (32:41)				
AVERAGE DRIVE START CLE 25					AVERAGE DRIVE START NO 28				
	Plays	Yards	Time	End		Plays	Yards	Time	End
1.	3	9	2:02	Punt	1.	3	16	1:27	Fumble
2.	6	25	3:02	Field Goal	2.	11	63	5:42	Field Goal
3.	6	15	3:25	Punt	3.	7	27	3:43	Fumble
4.	4	8	1:27	Downs	4.	9	36	4:56	Missed FG
5.	7	45	2:21	Field Goal	5.	3	2	1:17	Punt
6.	2	4	0:38	End of Half	6.	3	9	1:50	Punt
7.	12	46	6:27	Touchdown	7.	5	10	3:28	Punt
8.	10	56	3:59	Missed FG	8.	9	66	5:35	Touchdown
9.	3	-3	1:21	Punt	9.	3	-5	1:28	Punt
10.	2	6	0:55	Interception	10.	4	18	2:17	Touchdown
11.	6	75	1:24	Touchdown	11.	6	49	0:55	Field Goal
12.	3	41	0:18	Missed FG	12.	1	-1	0:03	End of Game

2018 BALL POSSESSION AND DRIVE CHART CONTINUED...

CLEVELAND BROWNS VS. NEW YORK JETS (9/20/18)

JETS (29:08)				
AVERAGE DRIVE START NYJ 23				
	Plays	Yards	Time	End
1.	3	-4	1:41	Punt
2.	3	3	1:31	Punt
3.	5	15	2:46	Punt
4.	5	28	2:17	Touchdown
5.	10	63	5:37	Touchdown
6.	3	-3	1:03	Punt
7.	3	7	0:18	Punt
8.	6	13	2:35	Punt
9.	2	24	1:16	Fumble
10.	4	17	1:50	Punt
11.	12	65	6:46	Field Goal
12.	5	17	0:43	Interception
13.	3	23	0:45	Interception

BROWNS (30:52)				
AVERAGE DRIVE START CLE 33				
	Plays	Yards	Time	End
1.	3	2	0:55	Punt
2.	6	26	1:42	Punt
3.	3	-2	1:53	Punt
4.	4	25	2:19	Punt
5.	3	-5	1:25	Punt
6.	11	33	5:09	Punt
7.	6	39	1:19	Field Goal
8.	1	-1	0:05	End of Half
9.	9	50	4:50	Punt
10.	4	0	0:58	Field Goal
11.	7	69	2:49	Touchdown
12.	15	75	6:52	Touchdown
13.	3	8	0:25	Punt
14.	1	-1	0:11	End of Game

CLEVELAND BROWNS AT OAKLAND RAIDERS (9/30/18)

BROWNS (31:23)				
AVERAGE DRIVE START CLE 26				
	Plays	Yards	Time	End
1.	3	2	0:59	Punt
2.	2	2	0:45	Interception
3.	15	68	8:01	Field Goal
4.	1	63	0:11	Touchdown
5.	4	70	1:58	Touchdown
6.	6	18	2:37	Punt
7.	1	-1	0:23	End of Half
8.	11	65	5:38	Field Goal
9.	2	31	0:51	Touchdown
10.	1	-4	0:05	Fumble
11.	3	-1	1:25	Punt
12.	3	1	1:34	Punt
13.	2	8	0:48	Fumble
14.	3	0	0:34	Punt
15.	7	77	2:39	Touchdown
16.	3	63	1:26	Touchdown
17.	3	9	0:23	Punt
18.	3	26	0:23	Interception
19.	3	5	0:43	Punt

RAIDERS (36:51)				
AVERAGE DRIVE START OAK 35				
	Plays	Yards	Time	End
1.	3	9	1:44	Punt
2.	3	6	1:31	Punt
3.	9	46	4:14	Missed FG
4.	3	2	10:58	Punt
5.	8	75	4:30	Touchdown
6.	6	47	1:30	Interception
7.	3	24	1:05	Interception
8.	5	15	1:36	Punt
9.	3	7	0:11	Touchdown
10.	3	8	1:14	Punt
11.	6	58	2:07	Field Goal
12.	2	20	0:40	Touchdown
13.	4	3	1:26	Field Goal
14.	4	14	2:21	Punt
15.	8	66	2:29	Downs
16.	6	53	0:58	Touchdown
17.	1	-1	0:07	End of Half
18.	7	43	3:50	Missed FG
19.	11	70	3:41	Field Goal

2018 BALL POSSESSION AND DRIVE CHART CONTINUED...

CLEVELAND BROWNS VS. BALTIMORE RAVENS (10/7/18)

RAVENS (33:42) AVERAGE DRIVE START BAL 31					BROWNS (36:16) AVERAGE DRIVE START CLE 20				
Plays	Yards	Time	End		Plays	Yards	Time	End	
1.	8	33	3:16	Punt	1.	4	15	2:11	Interception
2.	4	7	0:56	Field Goal	2.	9	31	5:42	Punt
3.	4	33	2:16	Punt	3.	3	-1	2:18	Punt
4.	8	50	3:53	Interception	4.	4	26	2:00	Punt
5.	3	5	1:22	Punt	5.	3	4	2:21	Punt
6.	3	3	1:46	Punt	6.	6	78	1:19	Touchdown
7.	7	45	0:40	End of Half	7.	6	18	3:15	Punt
8.	5	22	1:17	Fumble	8.	8	25	2:59	Field Goal
9.	13	68	6:36	Field Goal	9.	3	9	2:15	Punt
10.	5	32	2:05	Punt	10.	5	12	2:14	Punt
11.	4	11	1:51	Punt	11.	5	9	2:59	Punt
12.	11	52	3:37	Field Goal	12.	8	38	0:47	Missed FG
13.	1	13	0:05	End of Half	13.	3	6	2:03	Punt
14.	9	38	3:37	Punt	14.	5	47	0:58	Downs
15.	3	0	0:25	Punt	15.	7	65	2:55	Field Goal

CLEVELAND BROWNS VS. LOS ANGELES CHARGERS (10/14/18)

CHARGERS (31:27) AVERAGE DRIVE START LAC 30					BROWNS (28:13) AVERAGE DRIVE START CLE 34				
Plays	Yards	Time	End		Plays	Yards	Time	End	
1.	5	57	2:32	Touchdown	1.	4	12	2:14	Punt
2.	3	4	0:54	Punt	2.	7	39	3:10	Punt
3.	3	5	0:54	Punt	3.	9	14	5:16	Punt
4.	5	6	3:00	Punt	4.	7	18	2:13	Field Goal
5.	2	89	1:12	Touchdown	5.	3	-1	2:01	Punt
6.	6	77	1:22	Touchdown	6.	10	56	4:21	Downs
7.	4	8	2:55	Punt	7.	8	59	0:51	Field Goal
8.	1	10	0:05	Touchdown	8.	1	0	0:11	Interception
9.	11	81	7:10	Touchdown	9.	3	3	1:27	Punt
10.	3	7	1:56	Punt	10.	6	15	2:00	Punt
11.	8	64	5:02	Interception	11.	7	42	1:50	Touchdown
12.	5	-1	2:37	Field Goal	12.	2	13	0:32	Interception
13.	3	2	1:58	End of Game	13.	7	32	2:17	Downs

2018 BALL POSSESSION AND DRIVE CHART CONTINUED...

CLEVELAND BROWNS AT TAMPA BAY BUCCANEERS (10/21/18)

BROWNS (30:27) AVERAGE DRIVE START CLE 38					BUCCANEERS (37:43) AVERAGE DRIVE START TB 21				
	Plays	Yards	Time	End		Plays	Yards	Time	End
1.	8	19	4:30	Punt	1.	2	-1	1:12	Safety
2.	3	2	1:50	Punt	2.	11	52	4:26	Field Goal
3.	3	2	1:24	Punt	3.	6	55	1:44	Touchdown
4.	3	2	1:34	Punt	4.	10	75	5:22	Touchdown
5.	5	26	3:40	Punt	5.	4	36	1:59	Interception
6.	3	-6	0:42	Punt	6.	3	26	0:47	Fumble
7.	4	9	0:32	Downs	7.	1	-1	0:18	End of Half
8.	3	26	1:22	Touchdown	8.	2	4	0:37	Fumble
9.	6	25	3:31	Punt	9.	7	32	2:32	Punt
10.	7	75	3:11	Touchdown	10.	13	73	6:30	Touchdown
11.	10	79	4:37	Downs	11.	6	20	2:45	Punt
12.	1	16	0:08	Touchdown	12.	3	4	2:19	Punt
13.	3	4	1:22	Punt	13.	9	53	2:28	Missed FG
14.	3	0	2:04	Punt	14.	5	27	2:23	Interception
					15.	3	2	0:59	Punt
					16.	6	7	1:22	Field Goal

CLEVELAND BROWNS AT PITTSBURGH STEELERS (10/28/18)

BROWNS (27:48) AVERAGE DRIVE START CLE 30					STEELERS (32:12) AVERAGE DRIVE START PIT 28				
	Plays	Yards	Time	End		Plays	Yards	Time	End
1.	11	66	5:50	Field Goal	1.	3	4	2:18	Punt
2.	4	-7	0:48	Punt	2.	3	4	1:10	Interception
3.	6	29	2:20	Field Goal	3.	3	-1	2:07	Punt
4.	5	23	1:58	Missed FG	4.	6	69	2:03	Touchdown
5.	8	31	4:06	Interception	5.	16	87	7:12	Touchdown
6.	1	0	0:08	End of Half	6.	8	53	3:02	Fumble
7.	3	1	1:25	Punt	7.	4	20	1:41	Punt
8.	1	-4	0:45	Safety	8.	5	75	2:42	Touchdown
9.	4	24	2:43	Touchdown	9.	7	31	2:46	Field Goal
10.	3	-4	1:27	Punt	10.	3	2	1:28	Punt
11.	3	-6	2:29	Punt	11.	10	65	5:37	Touchdown
12.	4	11	1:38	Punt	12.	1	-1	0:06	End of Game
13.	9	75	1:58	Touchdown					

2018 BALL POSSESSION AND DRIVE CHART CONTINUED...

CLEVELAND BROWNS VS. KANSAS CITY CHIEFS (11/4/18)

CHIEFS (29:09)					BROWNS (30:51)				
AVERAGE DRIVE START KC 33					AVERAGE DRIVE START CLE 22				
	Plays	Yards	Time	End		Plays	Yards	Time	End
1.	7	95	2:43	Touchdown	1.	9	31	4:03	Punt
2.	7	75	4:15	Touchdown	2.	11	42	5:29	Field Goal
3.	6	75	4:05	Touchdown	3.	12	75	7:01	Touchdown
4.	5	22	0:26	Interception	4.	9	79	1:58	Touchdown
5.	10	75	4:57	Touchdown	5.	5	12	2:00	Blocked Punt
6.	2	21	0:35	Touchdown	6.	15	75	7:31	Touchdown
7.	11	54	5:30	Field Goal	7.	6	29	1:40	Downs
8.	5	17	2:33	Punt	8.	3	52	0:45	Interception
9.	6	15	4:05	Punt	9.	1	9	0:24	End of Game

CLEVELAND BROWNS VS. ATLANTA FALCONS (11/11/18)

FALCONS (31:23)					BROWNS (28:37)				
AVERAGE DRIVE START ATL 27					AVERAGE DRIVE START CLE 24				
	Plays	Yards	Time	End		Plays	Yards	Time	End
1.	6	33	2:36	Punt	1.	4	21	2:53	Punt
2.	14	53	7:18	Field Goal	2.	8	88	4:55	Touchdown
3.	6	45	3:26	Touchdown	3.	7	42	3:48	Interception
4.	4	14	0:55	End of Half	4.	8	85	4:09	Touchdown
5.	3	19	1:33	Fumble	5.	6	41	3:00	Touchdown
6.	4	21	1:26	Punt	6.	2	92	0:16	Touchdown
7.	15	17	2:37	Punt	7.	6	33	4:43	Punt
8.	10	67	4:56	Downs	8.	4	23	3:02	Punt
9.	13	69	4:03	Touchdown	9.	3	4	0:32	Punt
10.	9	35	2:33	Fumble	10.	2	-2	1:19	End of Game

CLEVELAND BROWNS AT CINCINNATI BENGALS (11/25/18)

BROWNS (32:04)					BENGALS (27:56)				
AVERAGE DRIVE START CLE 34					AVERAGE DRIVE START CIN 27				
	Plays	Yards	Time	End		Plays	Yards	Time	End
1.	10	78	5:49	Touchdown	1.	11	53	6:10	Missed FG
2.	4	56	1:24	Touchdown	2.	4	7	1:32	Punt
3.	12	96	5:47	Touchdown	3.	2	0	0:09	Interception
4.	11	59	6:44	Touchdown	4.	8	75	1:53	Touchdown
5.	3	12	0:32	End of Half	5.	2	-18	1:19	Fumble
6.	2	7	0:45	Touchdown	6.	3	3	0:43	Punt
7.	3	-1	1:38	Punt	7.	9	75	5:39	Touchdown
8.	7	30	5:05	Punt	8.	14	94	6:54	Touchdown
9.	3	7	1:45	Punt	9.	11	44	3:03	Downs
10.	4	24	1:22	Punt	10.	4	-5	0:34	Downs
11.	2	-1	1:13	End of Game					

2018 BALL POSSESSION AND DRIVE CHART CONTINUED...

CLEVELAND BROWNS AT HOUSTON TEXANS (12/2/18)

BROWNS (22:25) AVERAGE DRIVE START CLE 20					TEXANS (37:35) AVERAGE DRIVE START HOU 30				
	Plays	Yards	Time	End		Plays	Yards	Time	End
1.	3	5	1:56	Punt	1.	13	63	6:48	Field Goal
2.	5	24	2:20	Punt	2.	10	82	5:38	Touchdown
3.	4	17	1:36	Interception	3.	8	40	4:16	Punt
4.	1	37	0:49	Interception	4.	7	27	3:18	Field Goal
5.	5	33	1:35	Interception	5.	10	50	1:43	Field Goal
6.	0	0	0:01	End of Half	6.	9	40	4:13	Field Goal
7.	9	75	5:21	Touchdown	7.	10	35	6:19	Punt
8.	3	69	1:51	Fumble	8.	8	44	3:59	Field Goal
9.	6	58	2:31	Downs	9.	3	-1	1:13	Punt
10.	9	75	2:48	Touchdown	10.	1	-1	0:08	End of Game
11.	7	57	1:37	Downs					

CLEVELAND BROWNS VS. CAROLINA PANTHERS (12/9/18)

PANTHERS (33:50) AVERAGE DRIVE START CAR 37					BROWNS (26:10) AVERAGE DRIVE START CLE 25				
	Plays	Yards	Time	End		Plays	Yards	Time	End
1.	10	65	5:43	Touchdown	1.	3	75	1:36	Touchdown
2.	8	24	5:01	Punt	2.	2	2	1:09	Fumble
3.	5	17	2:18	Touchdown	3.	8	75	5:46	Touchdown
4.	8	70	4:24	Field Goal	4.	8	44	3:04	Field Goal
5.	6	60	0:59	End of Half	5.	1	-3	0:08	Fumble
6.	3	-8	1:37	Punt	6.	3	-6	1:38	Punt
7.	10	38	4:26	Field Goal	7.	3	3	2:55	Punt
8.	5	15	2:40	Punt	8.	6	75	3:31	Touchdown
9.	3	0	0:24	Punt	9.	6	40	3:55	Field Goal
10.	12	72	6:11	Downs	10.	5	21	1:31	Punt
11.	1	0	0:07	Interception	11.	2	-2	0:57	End of Game

CLEVELAND BROWNS AT DENVER BRONCOS (12/15/18)

BROWNS (27:18) AVERAGE DRIVE START CLE 35					BRONCOS (32:42) AVERAGE DRIVE START DEN 20				
	Plays	Yards	Time	End		Plays	Yards	Time	End
1.	4	51	1:23	Touchdown	1.	3	-13	1:48	Punt
2.	3	3	0:56	Punt	2.	3	1	0:58	Punt
3.	6	22	3:18	Punt	3.	13	88	6:37	Touchdown
4.	9	53	3:23	Field Goal	4.	12	61	6:44	Field Goal
5.	3	5	0:24	Punt	5.	7	37	3:12	Interception
6.	4	25	0:29	Interception	6.	3	4	0:30	Punt
7.	15	43	9:11	Fumble	7.	1	0	0:18	End of Half
8.	4	-13	1:52	Punt	8.	8	36	4:08	Field Goal
9.	6	48	2:57	Touchdown	9.	1	0	0:08	Interception
10.	7	63	2:46	Downs	10.	13	64	7:09	Field Goal
11.	1	-1	0:39	End of Game	11.	9	26	1:10	Downs

2018 BALL POSSESSION AND DRIVE CHART CONTINUED...

CLEVELAND BROWNS VS. CINCINNATI BENGALS (12/23/18)

BENGALS (24:29) AVERAGE DRIVE START CIN 31					BROWNS (35:31) AVERAGE DRIVE START CLE 21				
	Plays	Yards	Time	End		Plays	Yards	Time	End
1.	8	28	5:15	Punt	1.	5	25	2:47	Punt
2.	3	1	1:38	Punt	2.	5	10	2:37	Punt
3.	3	-11	1:35	Punt	3.	13	74	7:23	Touchdown
4.	5	29	2:17	Punt	4.	3	70	1:33	Touchdown
5.	1	-1	0:10	End of Half	5.	10	61	4:45	Field Goal
6.	8	29	5:09	Punt	6.	9	87	4:58	Touchdown
7.	10	36	4:58	Field Goal	7.	14	62	7:29	Field Goal
8.	6	75	2:30	Touchdown	8.	3	6	1:03	Blocked Punt, Downs
9.	3	23	0:57	Touchdown	9.	6	78	2:56	End of Game

CLEVELAND BROWNS AT BALTIMORE RAVENS (12/30/18)

BROWNS (21:30) AVERAGE DRIVE START CLE 24					RAVENS (38:30) AVERAGE DRIVE START BAL 32				
	Plays	Yards	Time	End		Plays	Yards	Time	End
1.	4	24	2:06	Interception	1.	9	41	3:27	Field Goal
2.	4	75	1:05	Touchdown	2.	7	69	3:36	Touchdown
3.	3	9	1:58	Punt	3.	6	77	2:54	Touchdown
4.	6	27	2:31	Punt	4.	8	64	6:12	Field Goal
5.	4	18	2:12	Interception	5.	5	33	2:09	Fumble
6.	3	0	0:23	Punt	6.	5	4	0:51	Punt
7.	4	66	0:36	Missed FG	7.	5	7	2:25	Punt
8.	1	48	0:08	Touchdown	8.	12	49	5:25	Field Goal
9.	3	-1	1:40	Punt	9.	3	8	2:29	Punt
10.	9	60	4:08	Field Goal	10.	12	78	6:25	Field Goal
11.	9	75	3:56	Touchdown	11.	3	-1	1:35	Punt
12.	8	35	0:47	Interception	12.	2	-2	1:02	End of Game

2018 RED ZONE EFFICIENCY

	BROWNS	OPPONENTS
Number of trips into opponent's red zone	48	54
Total scores	43	45
Touchdowns	32	33
Field goals/attempts	11/11	12/13
Touchdown percentage.....	66.7	61.1
Scoring percentage	89.6	83.3
Turnovers.....	0	3
Downs.....	4	5
Missed field goals.....	0	0
Time expired	0	1
Ended without trying to score.....	1	0
Scores from outside the red zone	21	27
Touchdowns.....	12	8
Field goals	8	18
Safeties.....	1	1

LONGEST DRIVES

GAME-BY-GAME - LONGEST DRIVES - PLAYS

Game		#Plays	BROWNS Net Yards/Time	Drive Result	#Plays	OPPONENTS Net Yards/Time	Drive Result
9/9	PIT	10	66/4:55	Touchdown	12	52/6:16	Punt
9/16	at NO	12	79/6:27	Touchdown	11	63/5:42	Field Goal
9/20	NYJ	15	75/6:52	Touchdown	12	65/6:46	Field Goal
9/30	at Oak	15	72/8:01	Field Goal	11	70/3:41	Field Goal
10/7	BAL	9	41/5:42	Punt	13	63/6:36	Field Goal
10/14	LAC	10	66/4:21	Downs	11	96/7:10	Touchdown
10/21	at TB	10	79/4:37	Downs	13	73/6:30	Touchdown
10/28	at Pit	11	66/5:50	Field Goal	16	87/7:12	Touchdown
11/4	KC	15	75/7:31	Touchdown	11	54/5:30	Touchdown
11/11	ATL	8	88/4:55	Touchdown	14	53/7:18	Field Goal
11/25	at Cin	12	96/5:47	Touchdown	14	94/6:54	Touchdown
12/2	at Hou	9	85/5:21	Touchdown	13	63/6:48	Field Goal
12/9	CAR	12	72/6:11	Touchdown	8	85/5:46	Touchdown
12/15	at Den	15	63/9:11	Fumble	13	69/7:09	Field Goal
12/23	CIN	14	62/7:29	Field Goal	10	36/4:58	Field Goal
12/30	at Bal	9	75/3:56	Touchdown	12	78/6:25	Field Goal

GAME-BY-GAME - LONGEST DRIVES - NET YARDS

Game		#Plays	BROWNS Net Yards/Time	Drive Result	#Plays	OPPONENTS Net Yards/Time	Drive Result
9/9	PIT	10	66/4:55	Touchdown	3	94/1:41	Touchdown
9/16	at NO	12	79/6:27	Touchdown	9	66/8:41	Touchdown
9/20	NYJ	15	75/6:52	Touchdown	12	65/6:46	Field Goal
9/30	at Oak	7	77/2:39	Touchdown	8	75/4:30	Touchdown
10/7	BAL	6	78/1:19	Touchdown	13	63/6:36	Field Goal
10/14	LAC	10	66/4:21	Downs	11	96/7:10	Touchdown
10/21	at TB	10	79/4:37	Downs	10	75/5:22	Touchdown
10/28	at Pit	9	75/1:58	Touchdown	16	87/7:12	Touchdown
11/4	KC	9	79/1:58	Touchdown	10	75/4:57	Touchdown
11/11	ATL	2	92/0:16	Touchdown	10	80/4:56	Downs
11/25	at Cin	12	96/5:47	Touchdown	14	94/6:54	Touchdown
12/2	at Hou	9	85/5:21	Touchdown	10	82/5:38	Touchdown
12/9	CAR	8	75/4:24	Field Goal	8	85/5:46	Touchdown
12/15	at Den	15	63/9:11	Fumble	13	69/7:09	Field Goal
12/23	CIN	9	87/4:58	Touchdown	6	75/2:30	Touchdown
12/30	at Bal	9	75/3:56	Touchdown	12	78/6:25	Field Goal

2018 LONGEST PLAYS

LONGEST PLAYS FROM SCRIMMAGE

BROWNS			OPPONENTS		
Yards	Opponent	Play	Yards	Opponent	Play
92	11/11 vs. ATL	N.Chubb TD rush	67	9/9 vs. PIT	J.Smith-Schuster reception
71	12/2 at HOU	A.Callaway reception	52	9/30 at OAK	M.Lynch rush
66	12/23 vs. CIN	D.Njoku reception	50	11/4 vs. KC	K.Hunt TD reception
66	12/9 vs. CAR	B.Perriman reception	45	10/14 vs. LAC	Ty.Williams TD reception
63	12/23 vs. CIN	B.Perriman reception	44	10/14 vs. LAC	Ty.Williams TD reception
63	9/30 at OAK	N.Chubb TD rush	43	10/28 at PIT	A.Brown TD reception
59	9/30 at OAK	A.Callaway reception	40	12/9 vs. CAR	D.Moore reception
51	12/2 at HOU	J.Landry TD reception	40	11/4 vs. KC	T.Hill reception
48	12/30 at BAL	J.Landry TD reception	37	12/30 at BAL	K.Dixon rush

No. of 20-plus yard plays: 78 (18 rush, 60 pass)
 No. of 40-plus yard plays: 16 (5 rush, 11 pass)

No. of 20-plus yard plays: 69 (18 rush, 51 pass)
 No. of 40-plus yard plays: 8 (1 rush, 7 pass)

LONGEST KICK/PUNT RETURNS

BROWNS				OPPONENTS			
Type	Yards	Opponent	Returner	Type	Yards	Opponent	Returner
PR	37	12/30 at BAL	A.Callaway	PR	49	9/30 at OAK	D.Harris
KR	35	12/30 at BAL	A.Callaway	KR	47	9/16 at NO	T.Hill
PR	33	10/14 vs. LAC	J.Peppers	KR	35	12/15 at DEN	D.Booker
PR	32	10/21 at TB	J.Peppers	KR	34	11/4 vs. KC	Tr.Smith
KR	31	12/15 at DEN	D.Hilliard	KR	33	12/23 vs. CIN	A.Erickson
KR	31	10/14 vs. LAC	D.Hilliard	KR	33	11/25 at CIN	A.Erickson
KR	30	10/21 at TB	D.Hilliard	PR	32	10/14 vs. LAC	D.King

No. of 20-plus yard returns: 28 (25 kickoff, 3 punt)
 No. of 40-plus yard returns: 0

No. of 20-plus yard returns: 22 (15 kickoff, 7 punt)
 No. of 40-plus yard returns: 2 (1 kickoff, 1 punt)

RAY-RAY ARMSTRONG

POSITION | LINEBACKER
SCHOOL | MIAMI (FLA.)
HT 6-3 | **WT** 220
BORN | 3/5/91
ACQUIRED | FA - '18
NFL EXPERIENCE | 6TH YEAR

52



TRANSACTIONS

Originally signed as an undrafted free agent by the St. Louis Rams on May 9, 2013...Waived by the Rams on Oct. 6, 2014... Claimed via waivers by the Oakland Raiders on Oct. 7, 2014...Waived by the Raiders on Nov. 24, 2015...Claimed via waivers by the San Francisco 49ers on Nov. 25, 2015...Waived by the 49ers on Nov. 24, 2017...Claimed via waivers by the New York Giants on Nov. 27, 2017...Released by the Giants on Oct. 23, 2018...Signed by the Cleveland Browns on Oct. 25, 2018.

2018: Signed with the Cleveland Browns prior to Week 8...Played in nine games with Browns, compiling four tackles (three solo) and one tackle for loss in season finale...Registered two special teams tackles with Cleveland (four total in 2018), contributing on multiple units in all nine Browns games...With NY Giants, started one game in six appearances, totaling 18 tackles (12 solo) and two special teams stops...**(10/28) at Pit:** Contributed on defense and special teams in Browns debut...**(12/15) at Den:** During 17-16 primetime road victory, logged one special teams tackle on kickoff...**(12/23) vs Cin:** Completing sweep of Bengals with 26-18 win, contributed on defense and special teams...**(12/30) at Bal:** Posted four tackles (three solo) and one tackle for loss...Added one special teams stop.

RAY-RAY ARMSTRONG CAREER STATISTICS

Year	Team	GP	GS	TACKLES				Sk	Yds	INTERCEPTIONS					FUMBLES		
				Tot	Solo	Asst	Sk			Yds	No	Yds	Lg	TD	PD	FF	FR
2014	St. Louis	4	0	0	0	0	0.0	0.0	0	0	-	0	0	0	0	0	0
	Oakland	11	3	15	11	4	0.0	0.0	0	0	-	0	1	1	0	0	
	2014 totals	15	3	15	11	4	0.0	0.0	0	0	-	0	1	1	0	0	
2015	Oakland	10	2	16	14	2	1.0	3.0	0	0	-	0	0	0	1	0	
	San Francisco	5	0	0	0	0	0.0	0.0	0	0	-	0	0	0	0	0	
	2015 totals	15	2	16	14	2	1.0	3.0	0	0	-	0	0	0	1	0	
2016	San Francisco	2	0	8	7	1	0.0	0.0	1	5	5	0	2	0	1	0	
2017	San Francisco	10	5	53	38	15	1.0	5.0	2	29	29	0	2	1	0	0	
	NY Giants	5	1	7	3	4	0.0	0.0	0	0	-	0	0	1	0	0	
	2017 totals	15	6	60	41	19	1.0	5.0	2	29	29	0	2	2	0	0	
2018	NY Giants	6	1	18	12	6	0.0	0.0	0	0	-	0	0	0	0	0	
	Cleveland	9	0	4	3	1	0.0	0.0	0	0	-	0	0	0	0	0	
	2018 totals	15	1	22	15	7	0.0	0.0	0	0	-	0	0	0	0	0	
NFL totals (six years)		78	12	124	91	33	2.0	8.0	3	34	29	0	5	3	3	0	

ADDITIONAL STATISTICS: Interceptions - Jacoby Brissett (1), Brian Hoyer (1), Case Keenum (1). Sacks - Josh McCown (1.0), Carson Palmer (1.0). Special teams tackles - 10 in 2013, 5 in 2014, 8 in 2015, 4 in 2017, 4 in 2018, NFL totals: 31.

SINGLE-GAME HIGHS & CAREER MILESTONES: TACKLES: Total - 10, at Ari., 10/1/17. Solo - 8, at Ari., 10/1/17. INTERCEPTIONS: 1, three times; last: at Ind., 10/8/17. Yards - 29, at Ind., 10/8/17. Long - 29, at Ind., 10/8/17. TDs - 0. FUMBLES: Forced - 1, three times; last: at Oak., 12/3/17. Recovered - 1, three times; last: at Car., 9/18/16. PASSES DEFENSED: 2, at LAR, 9/12/16. SACKS: 1, twice; last: at Ari., 10/2/17. NFL debut: at Ari., 9/6/13. First NFL start: at KC, 12/14/14.

RAY-RAY ARMSTRONG GAME-BY-GAME STATISTICS

2018, NEW YORK GIANTS

Date	Opp	GP	GS	Tot	So	Asts	Sk	Yd	Int	Yd	Lg	TD	PD	FF	FR
9/9	Jax-L	1		5	4	1	0.0	0.0	0	0	-	0	0	0	0
9/16	at Dal-L	1		0	0	0	0.0	0.0	0	0	-	0	0	0	0
9/23	at Hou-W	1		2	2	0	0.0	0.0	0	0	-	0	0	0	0
9/30	NO-L	1	LB	7	5	2	0.0	0.0	0	0	-	0	0	0	0
10/7	at Car-L	1		4	1	3	0.0	0.0	0	0	-	0	0	0	0
10/11	Phi-L	1		0	0	0	0.0	0.0	0	0	-	0	0	0	0
10/22	at Atl-L														

injured reserve -- concussion

2018, CLEVELAND

Date	Opp	GP	GS	Tot	So	Asst	Sk	Yd	Int	Yd	Lg	TD	PD	FF	FR
10/28	at Pit-L	1		0	0	0	0.0	0.0	0	0	-	0	0	0	0
11/4	KC-L	1		0	0	0	0.0	0.0	0	0	-	0	0	0	0
11/11	Atl-W	1		0	0	0	0.0	0.0	0	0	-	0	0	0	0
11/25	at Cin-W	1		0	0	0	0.0	0.0	0	0	-	0	0	0	0
12/2	at Hou-L	1		0	0	0	0.0	0.0	0	0	-	0	0	0	0
12/9	Car -W	1		0	0	0	0.0	0.0	0	0	-	0	0	0	0
12/15	at Den-W	1		0	0	0	0.0	0.0	0	0	-	0	0	0	0
12/23	Cin-W	1		0	0	0	0.0	0.0	0	0	-	0	0	0	0
12/30	at Bal-L	1		4	3	1	0.0	0.0	0	0	-	0	0	0	0
2018 TOTALS		15	1	22	15	7	0.0	0.0	0	0	-	0	0	0	0

2017, SAN FRANCISCO

Date	Opp	GP	GS	Tot	So	Asts	Sk	Yd	Int	Yd	Lg	TD	PD	FF	FR
9/10	Car-L	1		6	5	1	0.0	0.0	0	0	-	0	0	0	0
9/17	at Sea-L	1	LB	8	4	4	0.0	0.0	0	0	-	0	0	0	0
9/21	LAR-L	1	LB	6	4	2	0.0	0.0	0	0	-	0	0	0	0
10/1	at Ari-L	1	LB	10	8	2	1.0	5.0	1	0	0	0	1	0	0
10/8	at Ind-L	1	LB	6	5	1	0.0	0.0	1	29	29	0	1	0	0
10/15	at Was-L	1	LB	8	3	5	0.0	0.0	0	0	-	0	0	1	0
10/22	Dal-L	1		5	5	0	0.0	0.0	0	0	-	0	0	0	0
10/29	at Phi-L	1		4	4	0	0.0	0.0	0	0	-	0	0	0	0
11/5	Ari-L	1		0	0	0	0.0	0.0	0	0	-	0	0	0	0
11/12	NYG-W	1		0	0	0	0.0	0.0	0	0	-	0	0	0	0

2017, NEW YORK GIANTS

Date	Opp	GP	GS	Tot	So	Asts	Sk	Yd	Int	Yd	Lg	TD	PD	FF	FR
12/3	at Oak-L	1		0	0	0	0.0	0	0	0	-	0	0	1	0
12/10	Dal-L	1		0	0	0	0.0	0	0	0	-	0	0	0	0
12/17	Phi-L	1		0	0	0	0.0	0	0	0	-	0	0	0	0
12/24	at Ari-L	1	LB	3	2	1	0.0	0	0	0	-	0	0	0	0
12/31	Was-W	1		4	1	3	0.0	0	0	0	-	0	0	0	0
2017 TOTALS		15	6	60	41	19	1.0	5.0	2	29	29	0	2	2	0

RAY-RAY ARMSTRONG CONTINUED

2016, SAN FRANCISCO

Date	Opp	GP	GS	Tot	So	As	Sk	Yd	Int	Yd	Lg	TD	PD	FF	FR	
9/12	LAR-W	1		4	3	1	0.0	0	1	5	5	0	2	0	0	
9/18	at Car-L	1		4	4	0	0.0	0	0	0	-	0	0	0	1	
9/25	at Sea-L															***injured reserve -- pectoral***
10/2	Dal-L															***injured reserve -- pectoral***
10/6	Ari-L															***injured reserve -- pectoral***
10/16	at Buf-L															***injured reserve -- pectoral***
10/23	TB-L															***injured reserve -- pectoral***
11/6	NO-L															***injured reserve -- pectoral***
11/13	at Ari-L															***injured reserve -- pectoral***
11/20	NE-L															***injured reserve -- pectoral***
11/27	at Mia-L															***injured reserve -- pectoral***
12/3	at Chi-L															***injured reserve -- pectoral***
12/11	NYJ-L															***injured reserve -- pectoral***
12/18	at Atl-L															***injured reserve -- pectoral***
12/27	at LAR-W															***injured reserve -- pectoral***
1/1	Sea-L															***injured reserve -- pectoral***
2016 TOTALS		2	0	8	7	1	0.0	0	1	5	5	0	2	0	1	

2015, OAKLAND

Date	Opp	GP	GS	Tot	So	As	Sk	Yd	Int	Yd	Lg	TD	PD	FF	FR
9/13	Cin-L	1	LB	3	2	1	0.0	0	0	0	-	0	0	0	0
9/20	Bal-W	1	LB	2	1	1	0.0	0	0	0	-	0	0	0	0
9/27	at Cle-W	1		1	1	0	1	3	0	0	-	0	0	0	0
10/4	at Chi-L	1		4	4	0	0.0	0	0	0	-	0	0	0	0
10/11	Den-L	1		0	0	0	0.0	0	0	0	-	0	0	0	0
10/25	at SD-W	1		6	6	0	0.0	0	0	0	-	0	0	0	0
11/1	NYJ-W	1		0	0	0	0.0	0	0	0	-	0	0	0	0
11/8	at Pit-L	1		0	0	0	0.0	0	0	0	-	0	0	0	1
11/15	Min-L	1		0	0	0	0.0	0	0	0	-	0	0	0	0
11/22	at Det-L	1		0	0	0	0.0	0	0	0	-	0	0	0	0

2015, SAN FRANCISCO

Date	Opp	GP	GS	Tot	So	Asts	Sk	Yd	Int	Yd	Lg	TD	PD	FF	FR
12/6	at Chi-W	1		0	0	0	0.0	0	0	0	-	0	0	0	0
12/13	at Cle-L	1		0	0	0	0.0	0	0	0	-	0	0	0	0
12/20	Cin-L	1		0	0	0	0.0	0	0	0	-	0	0	0	0
12/27	at Det-L	1		0	0	0	0.0	0	0	0	-	0	0	0	0
1/3	StL-W	1		0	0	0	0.0	0	0	0	-	0	0	0	0
2015 TOTALS		15	2	16	14	2	1.0	3.0	0	0	-	0	0	0	1



GENARD AVERY

POSITION | LINEBACKER
SCHOOL | MEMPHIS
HT 6-0 | **WT** 250
BORN | 4/26/95
ACQUIRED | D5 - '19
NFL EXPERIENCE | ROOKIE



TRANSACTIONS

Selected by the Cleveland Browns in the fifth round (150th overall) of the 2018 NFL Draft.

2018: During rookie season, played in 16 games (five starts at WILL)...Compiled 39 tackles (29 solo), 4.5 sacks, four passes defended, five tackles for loss, one forced fumble and one fumble recovery...Logged one special teams tackle...**(9/9) vs Pit:** In NFL debut, posted four tackles (three solo), one sack and one forced fumble...With under one minute remaining in OT, registered sack-fumble on Ben Roethlisberger that was recovered by LB Joe Schobert to set up potential game-winning FG...**(9/20) vs NYJ:** In 21-17 primetime victory, logged one solo stop, one tackle for loss and first career pass defended...On third down in third quarter, broke up pass to help force NY Jets punt...**(9/30) at Oak:** Recorded three tackles (two solo), one half-sack and four QB hits...On third down late in fourth quarter, earned split sack with DL Myles Garrett on Derek Carr to complete three-and-out...**(10/7) vs Bal:** During 12-9 OT division win, logged one solo tackle and one pass defended...Registered pass defended on first down of Ravens' final OT drive, which resulted in three-and-out...Notched one special teams tackle...**(10/21) at TB:** Started first career game at WILL, compiling two solo tackles, one QB hit and one fumble recovery...On opening drive of second half, recovered sack-fumble forced by DL Myles Garrett to help set up Browns TD...**(11/4) vs KC:** Started at WILL, posting three solo tackles and one sack...Dropped Patrick Mahomes in first quarter to earn sack...**(11/11) vs Atl:** In 28-16 win, compiled three tackles (one solo)...**(11/25) at Cin:** During 35-20 division victory on road, started at WILL, tallying four tackles (three solo)...**(12/2) at Hou:** Recorded three tackles (one solo) and one sack...Dropped Deshaun Watson for sack in fourth quarter on third down to complete three-and-out...**(12/9) vs Car:** In 26-20 win, started at WILL, totaling four tackles (two solo) and one pass defended...**(12/15) at Den:** During 17-16 primetime road victory, recorded four solo tackles and two QB hits...Helped limit Broncos to 32 rushing yards on 20 attempts (1.6 avg.)...**(12/23) vs Cin:** Completing sweep of Bengals with 26-18 win, totaled four tackles (three solo), one sack, two tackles for loss and one pass defended...Sacked Jeff Driskel in third quarter to complete three-and-out.

GENARD AVERY CAREER STATISTICS

Year	Team	GP	GS	TACKLES			INTERCEPTIONS					FUMBLES				
				Tot	Solo	Asst	Sk	Yds	No	Yds	Lg	TD	PD	FF	FR	Yds
2018	Cleveland	16	5	39	29	10	4.5	26.5	0	0	-	0	4	1	1	0

GENARD AVERY SEASON STATISTICS

2018, CLEVELAND

Date	Opp	GP	GS	Tot	So	Asst	Sk	Yd	Int	Yd	Lg	TD	PD	FF	FR
9/9	Pit-T	1		4	3	1	1.0	0.0	0	0	-	0	0	1	0
9/16	at NO-L	1		1	1	0	0.0	0.0	0	0	-	0	0	0	0
9/20	NYJ-W	1		1	1	0	0.0	0.0	0	0	-	0	1	0	0
9/30	at Oak-L	1		3	2	1	0.5	1.5	0	0	-	0	0	0	0
10/7	Bal-W	1		1	1	0	0.0	0.0	0	0	-	0	1	0	0
10/14	LAC-L	1		0	0	0	0.0	0.0	0	0	-	0	0	0	0
10/21	at TB-L	1	WILL	2	2	0	0.0	0.0	0	0	-	0	0	0	1
10/28	at Pit-L	1	WILL	1	1	0	0.0	0.0	0	0	-	0	0	0	0
11/4	KC-L	1	WILL	3	3	0	1.0	2.0	0	0	-	0	0	0	0
11/11	Atl-W	1		3	1	2	0.0	0.0	0	0	-	0	0	0	0
11/25	at Cin-W	1	WILL	4	3	1	0.0	0.0	0	0	-	0	0	0	0
12/2	at Hou-L	1		3	1	2	1.0	13.0	0	0	-	0	0	0	0
12/9	Car-W	1	WILL	4	2	2	0.0	0.0	0	0	-	0	1	0	0
12/15	at Den-W	1		4	4	0	0.0	0.0	0	0	-	0	0	0	0
12/23	Cin-W	1		4	3	1	1.0	10.0	0	0	-	0	1	0	0
12/30	at Bal-L	1		1	1	0	0.0	0.0	0	0	-	0	0	0	0
2018 TOTALS		16	5	39	29	10	4.5	26.5	0	0	-	0	4	1	1

ADDITIONAL STATISTICS: Career sacks - Jeff Driskel (1.0), Patrick Mahomes (1.0), Ben Roethlisberger (1.0), Deshaun Watson (1.0), Derek Carr (0.5). Special teams tackles - 1.



JOEL BITONIO

POSITION | OFFENSIVE LINE
SCHOOL | NEVADA
HT 6-4 | **WT** 305
BORN | 10/11/91
ACQUIRED | D2 - '14
NFL EXPERIENCE | 5TH YEAR

75

TRANSACTIONS

Originally drafted by Cleveland in the second round (35th overall) of the 2014 NFL Draft.


2018: Second-team All-Pro selection for first time in career...2019 Pro Bowl alternate...Voted captain by teammates...Started at LG in all 16 games, playing every offensive snap and contributing on FG protect...Stalwart of Browns unit that did not allow a sack in five of team's final seven games (three total, fewest allowed in NFL during Weeks 10-17)...**(9/9) vs Pit:** Started at LG, playing every offensive snap and contributing on special teams...Helped Browns rush for 177 yards, which ranked first in AFC and second in NFL during Week 1...**(9/20) vs NYJ:** In 21-17 primetime victory, started at LG, playing every offensive snap and contributing on FG protect...Paved way as Browns rushed for 133 yards and two scores...Recovered fumble late in second quarter to sustain Browns drive that resulted in FG before halftime...Marked 50th career start with Browns...**(9/30) at Oak:** Started at LG, playing every offensive snap and contributing on FG protect...Helped Browns rush for 208 yards, 6.3 per carry average and three TDs - most rushing scores since 2014...**(10/7) vs Bal:** During 12-9 OT division win, started at LG, playing every offensive snap and contributing on FG protect...**(11/11) vs Atl:** In 28-16 win, started at LG, playing every offensive snap and contributing on FG protect...Helped Browns rush for 200+ yards (211) and not surrender a sack...**(11/25) at Cin:** During 35-20 division victory on road, started at LG, playing every offensive snap...Helped Browns not allow a sack in back-to-back weeks for first time since 2007...**(12/2) at Hou:** Started at LG, playing every offensive snap...Member of Browns OL that did not surrender a sack in three consecutive games for first time since 1988...**(12/23) vs Cin:** Completing sweep of Bengals with 26-18 win, started at LG, playing every offensive snap...Bolstered Browns' 146 rushing yards and 5.2 per carry avg. (28 attempts).

JOEL BITONIO CAREER STATISTICS

<u>Year</u>	<u>Team</u>	<u>GP</u>	<u>GS</u>
2014	Cleveland	16	16
2015	Cleveland	10	10
2016	Cleveland	5	5
2017	Cleveland	16	16
2018	Cleveland	16	16
NFL totals (five years)		63	63

CAREER MILESTONES: NFL debut: at Pit., 9/7/14. First NFL start: at Pit., 9/7/14.

BRIEAN BODDY-CALHOUN



POSITION | DEFENSIVE BACK

SCHOOL | MINNESOTA

HT 5-9 | **WT** 193

BORN | 1/21/93

ACQUIRED | W.(JAC.) - '16

NFL EXPERIENCE | 3RD YEAR

20

TRANSACTIONS

Originally signed by the Jacksonville Jaguars as an undrafted free agent on May 1, 2016...Waived by the Jaguars on Sept. 3, 2016...Claimed off waivers by the Cleveland Browns on Sept. 4, 2016.

2018: Contributed in all 16 games, starting eight at DB...Registered career-best 52 tackles (41 solo) and first career forced fumble...Notched two passes defended...Added four special teams stops...**(10/21) at TB:** Started at DB, totaling career-best 10 solo tackles with one pass defended...Played every defensive snap...**(11/11) vs Atl:** In 28-16 win, started at DB, recording five tackles (four solo) and one pass defended...**(11/25) at Cin:** During 35-20 division victory on road, started at DB, posting six tackles (four solo)...**(12/2) at Hou:** Started at DB, totaling two solo tackles and one forced fumble, his first career...**(12/9) vs Car:** In 26-20 win, started at DB, compiling five tackles (four solo) and one QB hit...Recorded four tackles on Panthers' penultimate drive that resulted in defensive stop inside 5-yard line...**(12/15) at Den:** During 17-16 primetime road victory, totaled five tackles (four solo)...**(12/30) at Bal:** Started at DB, posting six tackles (three solo).

BRIEAN BODDY-CALHOUN CAREER STATISTICS

Year	Team	GP	GS	TACKLES				Yds	INTERCEPTIONS				FUMBLES			
				Tot	Solo	Asst	Sk		No	Yds	Lg	TD	PD	FF	FR	Yds
2016	Cleveland	14	6	40	36	4	1	10.0	3	94	67	1	11	0	0	0
2017	Cleveland	13	7	36	27	9	0	0.0	0	0	-	0	6	0	0	0
2018	Cleveland	16	8	52	40	12	0	0.0	0	0	-	0	2	1	0	0
NFL Totals (three years)		43	21	128	103	25	1	10.0	3	94	67	1	19	1	0	0

ADDITIONAL STATISTICS: Career interceptions - Ryan Tannehill (1), Joe Flacco (1), Landry Jones (1). Career sacks - Kirk Cousins (1.0). Special-teams tackles - 3 in 2016; 4 in 2017; 4 in 2018; NFL total: 11.

SINGLE-GAME HIGHS & CAREER MILESTONES: **TACKLES:** Total - 10, at TB, 10/21/18. Solo - 10, at TB, 10/21/18. **INTERCEPTIONS:** 1, three times; last: at Pit., 1/1/17. **Yards** - 67, at Pit., 1/1/17. **Long** - 67, at Pit., 1/1/17. **TDs** - 1, at Mia., 9/25/16. **PASSES DEFENSED:** 3, vs. Pit., 11/20/16. **SACKS:** 1, at Was., 10/2/16. **FUMBLES:** Forced - 1, at Hou., 12/2/18. **Recovered** - None. **NFL debut:** at Mia., 9/25/16. **First NFL interception:** at Mia., 9/25/16 (R. Tannehill). **First NFL sack:** at Was., 10/2/16 (K. Cousins). **Last NFL INT:** at Pit., 1/1/17 (L. Jones).

BRIAN BODDY-CALHOUN GAME-BY-GAME STATISTICS

2018, CLEVELAND


Date	Opp	GP	GS	Tot	So	Asst	Sk	Yd	Int	Yd	Lg	TD	PD	FF	FR
9/9	Pit-T	1		4	3	1	0.0	0.0	0	0	-	0	0	0	0
9/16	at NO-L	1		1	1	0	0.0	0.0	0	0	-	0	0	0	0
9/20	NYJ-W	1		0	0	0	0.0	0.0	0	0	-	0	0	0	0
9/30	at Oak-L	1		3	1	2	0.0	0.0	0	0	-	0	0	0	0
10/7	Bal-W	1		0	0	0	0.0	0.0	0	0	-	0	0	0	0
10/14	LAC-L	1		0	0	0	0.0	0.0	0	0	-	0	0	0	0
10/21	at TB-L	1	DB	10	10	0	0.0	0.0	0	0	-	0	1	0	0
10/28	at Pit-L	1		3	2	1	0.0	0.0	0	0	-	0	0	0	0
11/4	KC-L	1	S	1	1	0	0.0	0.0	0	0	-	0	0	0	0
11/11	Atl-W	1	DB	5	4	1	0.0	0.0	0	0	-	0	1	0	0
11/25	at Cin-W	1	DB	6	4	2	0.0	0.0	0	0	-	0	0	0	0
12/2	at Hou-L	1	DB	2	2	0	0.0	0.0	0	0	-	0	0	1	0
12/9	Car-W	1	DB	5	4	1	0.0	0.0	0	0	-	0	0	0	0
12/15	at Den-W	1		5	4	1	0.0	0.0	0	0	-	0	0	0	0
12/23	Cin-W	1	DB	1	1	0	0.0	0.0	0	0	-	0	0	0	0
12/30	at Bal-L	1	DB	6	3	3	0.0	0.0	0	0	-	0	0	0	0
2018 TOTALS		16	8	52	40	12	0.0	0	0	0	-	0	2	1	0

2017, CLEVELAND

Date	Opp	GP	GS	Tot	So	As	Sk	Yd	Int	Yd	Lg	TD	PD	FF	FR
9/10	Pit-L	1	CB	3	1	2	0.0	0.0	0	0	-	0	1	0	0
9/17	at Bal-L	1		2	2	0	0.0	0.0	0	0	-	0	0	0	0
9/24	at Ind-L	1	DB	0	0	0	0.0	0.0	0	0	-	0	0	0	0
10/1	Cin-L	1		3	2	1	0.0	0.0	0	0	-	0	0	0	0
10/8	NYJ-L	1		1	1	0	0.0	0.0	0	0	-	0	0	0	0
10/15	at Hou-L	1	DB	4	1	3	0.0	0.0	0	0	-	0	0	0	0
10/22	Ten-L	1	CB	4	3	1	0.0	0.0	0	0	-	0	2	0	0
10/29	Min-L	1	CB	6	6	0	0.0	0.0	0	0	-	0	1	0	0
11/12	at Det-L	1		1	1	0	0.0	0.0	0	0	-	0	0	0	0
11/19	Jax-L	1		1	1	0	0.0	0.0	0	0	-	0	0	0	0
11/26	at Cin-L	1	DB	1	0	1	0.0	0.0	0	0	-	0	2	0	0
12/3	at LAC-L	1	DB	5	4	1	0.0	0.0	0	0	-	0	0	0	0
12/10	GB-L						***inactive -- knee***								
12/17	Bal-L						***inactive -- knee***								
12/24	at Chi-L						***inactive -- knee***								
12/31	at Pit-L	1		5	5	0	0.0	0.0	0	0	-	0	0	0	0
2017 TOTALS		13	7	36	27	9	0.0	0.0	0	0	0	0	6	0	0

2016, CLEVELAND

Date	Opp	GP	GS	Tot	So	As	Sk	Yd	Int	Yd	Lg	TD	PD	FF	FR
9/11	at Phi-L						***inactive -- coach's decision***								
9/18	Bal-L						***inactive -- coach's decision***								
9/25	at Mia-L	1	DB	4	3	1	0.0	0.0	1	27	27T	1	1	0	0
10/2	at Was-L	1	DB	1	1	0	1.0	10.0	0	0	-	0	0	0	0
10/9	NE-L	1	DB	0	0	0	0.0	0.0	0	0	-	0	1	0	0
10/16	at Ten-L	1	CB	7	6	1	0.0	0.0	0	0	-	0	0	0	0
10/23	at Cin-L	1		4	4	0	0.0	0.0	0	0	-	0	1	0	0
10/30	NYJ-L	1		1	1	0	0.0	0.0	0	0	-	0	0	0	0
11/6	Dal-L	1		3	3	0	0.0	0.0	0	0	-	0	0	0	0
11/10	at Bal-L	1		3	3	0	0.0	0.0	1	0	0	0	1	0	0
11/20	Pit-L	1		2	1	1	0.0	0.0	0	0	-	0	3	0	0
11/27	NYG-L	1	DB	4	4	0	0.0	0.0	0	0	-	0	2	0	0
12/11	Cin-L	1		3	3	0	0.0	0.0	0	0	-	0	0	0	0
12/18	at Buf-L	1		1	1	0	0.0	0.0	0	0	-	0	0	0	0
12/24	SD-W	1	DB	4	3	1	0.0	0.0	0	0	-	0	0	0	0
1/1	at Pit-L	1		3	3	0	0.0	0.0	1	67	67	0	2	0	0
2016 TOTALS		14	6	40	36	4	1.0	10.0	3	94	67	1	11	0	0



JUSTON BURRIS

POSITION | DEFENSIVE BACK
SCHOOL | NORTH CAROLINA STATE
HT 6-0 | **WT** 212
BORN | 8/4/93
ACQUIRED | FA - '18
NFL EXPERIENCE | 3RD YEAR



TRANSACTIONS

Drafted by the New York Jets in the fourth round (118th overall) of the 2016 NFL Draft...Waived by the Jets on Oct. 27, 2018...Signed to the Jets' practice squad on Oct. 29, 2018...Signed to the Cleveland Browns' active roster from the Jets' practice squad on Nov. 7, 2018.

2018: Signed by Browns prior to Week 10 off of the Jets' practice squad...Contributed on special teams in Cleveland's final four games, totaling two special teams tackles...Inactive Weeks 10 and 12-13 (coach's decision)...Played in four games with NY Jets (inactive Weeks 2-4)...**(12/9) vs Car:** In 26-20 win, contributed on special teams in Browns debut...**(12/23) vs Cin:** Completing sweep of Bengals with 26-18 win, logged one special teams tackle...**(12/30) at Bal:** Recorded one special teams stop.

JUSTON BURRIS CAREER STATISTICS

Year	Team	GP	GS	TACKLES				INTERCEPTIONS					FUMBLES			
				Tot	Solo	Asst	Sk	Yds	No	Yds	Lg	TD	PD	FF	FR	Yds
2016	NY Jets	16	1	10	9	1	0.0	0.0	1	0	0	0	5	0	0	0
2017	NY Jets	14	1	18	18	0	0.0	0.0	1	48	48	0	2	1	1	0
2018	NY Jets	4	0	0	0	0	0.0	0.0	0	0	-	0	0	0	0	0
	Cleveland	4	0	0	0	0	0.0	0.0	0	0	-	0	0	0	0	0
	2018 totals	8	0	0	0	0	0.0	0.0	0	0	-	0	0	0	0	0
	NFL totals (three years)	38	2	28	27	1	0.0	0.0	2	48	48	0	7	1	1	0

ADDITIONAL STATISTICS: Interceptions - Matt Moore (1), Tyrod Taylor (1). Special teams tackles - 6 in 2016; 3 in 2017; 2 in 2018; NFL totals: 11.

SINGLE-GAME HIGHS & CAREER MILESTONES: TACKLES: Total - 5, at NE, 12/31/17. Solo - 5, at NE, 12/31/17. INTERCEPTIONS: 1, twice; vs. Mia., 12/17/16, at Buf., 9/10/17. Yards - 48, at Buf., 9/10/17. Long - 48, at Buf., 9/10/17. TDs - 0. FUMBLES: Forced - 1, vs. Buf., 11/2/17. Recovered - 1, vs. Buf., 11/2/17. PASSES DEFENSED: 2, vs. Mia., 12/17/16. SACKS: None. NFL debut: vs. Cin, 9/11/16. First NFL start: vs. Mia., 12/17/16.

JUSTON BURRIS GAME-BY-GAME STATISTICS

2018, NEW YORK JETS

Date	Opp	GP	GS	Tot	So	Asst	Sk	Yd	Int	Yd	Lg	TD	PD	FF	FR
9/10	at Det-W	1		0	0	0	0.0	0.0	0	0	-	0	0	0	0
9/16	Mia-L														
inactive -- coach's decision															
9/20	at Cle-L														
inactive -- coach's decision															
9/30	at Jax-L														
inactive -- coach's decision															
10/7	at Den-W	1		0	0	0	0.0	0.0	0	0	-	0	0	0	0
10/14	Ind-W	1		0	0	0	0.0	0.0	0	0	-	0	0	0	0
10/21	Min-L	1		0	0	0	0.0	0.0	0	0	-	0	0	0	0
10/28	at Chi-L														
Jets' practice squad															
11/4	at Mia-L														
Jets' practice squad															

2018, CLEVELAND

Date	Opp	GP	GS	Tot	So	Asst	Sk	Yd	Int	Yd	Lg	TD	PD	FF	FR
11/11	Atl-W														
inactive -- coach's decision															
11/25	at Cin-W														
inactive -- coach's decision															
12/2	at Hou-L														
inactive -- coach's decision															
12/9	Car-W	1		0	0	0	0.0	0.0	0	0	-	0	0	0	0
12/15	at Den-W	1		0	0	0	0.0	0.0	0	0	-	0	0	0	0
12/23	Cin-W	1		0	0	0	0.0	0.0	0	0	-	0	0	0	0
12/30	at Bal-L	1		0	0	0	0.0	0.0	0	0	-	0	0	0	0
	2018 TOTALS	8	0	0	0	0	0.0	0.0	0	0	-	0	0	0	0

JUSTON BURRIS CONTINUED

2017, NEW YORK JETS

Date	Opp	GP	GS	Tot	So	Asts	Sk	Yd	Int	Yd	Lg	TD	PD	FF	FR
9/10	at Buf-L	1		0	0	0	0.0	0	1	48	48	0	1	0	0
9/17	at Oak-L	1		4	4	0	0.0	0	0	0	-	0	0	0	0
9/24	Mia-W	1		2	2	0	0.0	0	0	0	-	0	0	0	0
10/1	Jax-W	1		1	1	0	0.0	0	0	0	-	0	1	0	0
10/8	at Cle-W							***inactive -- foot***							
10/15	NE-L	1		0	0	0	0.0	0	0	0	-	0	0	0	0
10/22	at Mia-L	1		0	0	0	0.0	0	0	0	-	0	0	0	0
10/29	At-L	1		0	0	0	0.0	0	0	0	-	0	0	0	0
11/2	Buf-W	1		3	3	0	0.0	0	0	0	-	0	0	1	1
11/12	at TB-L	1		0	0	0	0.0	0	0	0	-	0	0	0	0
11/26	Car-L	1		0	0	0	0.0	0	0	0	-	0	0	0	0
12/3	KC-W							***inactive -- concussion***							
12/10	at Den-L	1		0	0	0	0.0	0	0	0	-	0	0	0	0
12/17	at NO-L	1	CB	1	1	0	0.0	0	0	0	-	0	1	0	0
12/24	LAC-L	1		2	2	0	0.0	0	0	0	-	0	0	0	0
12/31	at NE-L	1		5	5	0	0.0	0	0	0	-	0	0	0	0
2017 TOTALS		14	1	18	18	0	0.0	0	1	48	48	0	2	1	1

2016, NEW YORK JETS

Date	Opp	GP	GS	Tot	So	As	Sk	Yd	Int	Yd	Lg	TD	PD	FF	FR
9/11	Cin-L	1		0	0	0	0.0	0	0	0	-	0	0	0	0
9/15	at Buf-W	1		0	0	0	0.0	0	0	0	-	0	0	0	0
9/25	at KC-L	1		0	0	0	0.0	0	0	0	-	0	1	0	0
10/2	Sea-L	1		1	1	0	0.0	0	0	0	-	0	0	0	0
10/9	at Pit-L	1		4	4	0	0.0	0	0	0	-	0	0	0	0
10/17	at Ari-L	1		0	0	0	0.0	0	0	0	-	0	0	0	0
10/23	Bal-W	1		0	0	0	0.0	0	0	0	-	0	0	0	0
10/30	at Cle-W	1		0	0	0	0.0	0	0	0	-	0	0	0	0
11/6	at Mia-L	1		0	0	0	0.0	0	0	0	-	0	0	0	0
11/13	LAR-L	1		0	0	0	0.0	0	0	0	-	0	0	0	0
11/27	NE-L	1		0	0	0	0.0	0	0	0	-	0	0	0	0
12/5	Ind-L	1		0	0	0	0.0	0	0	0	-	0	0	0	0
12/11	at SF-W	1		3	2	1	0.0	0	0	0	-	0	1	0	0
12/17	Mia-L	1	CB	1	1	0	0.0	0	1	0	0	0	2	0	0
12/24	at NE-L	1		1	1	0	0.0	0	0	0	-	0	1	0	0
1/1	Buf-W	1		0	0	0	0.0	0	0	0	-	0	0	0	0
2016 TOTALS		16	1	10	9	1	0.0	0	1	0	0	0	5	0	0

ANTONIO CALLAWAY



POSITION | WIDE RECEIVER
SCHOOL | FLORIDA
HT 5-11 | **WT 200**
BORN | 1/9/97
ACQUIRED | D4- '18
NFL EXPERIENCE | ROOKIE

11

TRANSACTIONS

Selected by the Cleveland Browns in the fourth round (105th overall) of the 2018 NFL Draft.

2018: Led Browns with five receiving TDs, tied for third-most among NFL rookies...Played in all 16 games (11 starts), collecting 43 receptions for 586 yards (13.6 avg.) with five scores...Returned five punts for 61 yards (12.2 avg.) and eight kickoffs for 143 yards (17.9 avg.)...Rushed twice for 7 yards...**(9/9) vs Pit:** In NFL debut, contributed at WR and on special teams...Returned one kickoff 8 yards...**(9/16) at NO:** Started at WR, registering three catches for 81 yards (27.0 avg.), including 47-yard TD catch from Tyrod Taylor...On fourth-and-5, his first NFL TD tied the game, 18-18, with 1:16 to play...Rushed twice for 7 yards...**(9/20) vs NYJ:** In 21-17 primetime victory, started at WR, recording four catches for 20 yards...In fourth quarter, hauled in pass on third-and-10 and extended to reach first down near sideline inside red zone during Browns' go-ahead TD drive...**(9/30) at Oak:** Started at WR, collecting three catches for 54 yards, including 59-yard long in fourth quarter that set up RB Carlos Hyde's 1-yard TD that gave Browns 35-34 advantage...Returned one kickoff 24 yards and one punt 9 yards...**(10/14) vs LAC:** Started at WR, catching two passes for 9 yards...Returned one kickoff 18 yards...Caught 2-point conversion in fourth quarter...**(10/28) at Pit:** Started at WR, setting career best with five catches for 36 yards and one TD...Posted second career score on 1-yard TD in third quarter...**(11/4) vs KC:** Started at WR, collecting three receptions for 51 yards...His 38-yard reception in fourth quarter marked team's longest play of game...**(11/25) at Cin:** During 35-20 division victory on road, started at WR, collecting four receptions for 62 yards with one TD...Caught 14-yard pass from Baker Mayfield in first quarter to give Browns 14-0 lead...Returned one punt for 6 yards and one kickoff 8 yards...**(12/2) at Hou:** Registered season-best 84 receiving yards on three catches...His 71-yard catch in third quarter was team's longest reception since 2014...Lost one fumble...**(12/15) at Den:** During 17-16 primetime road victory, started at WR, tying his career high with team-best five catches for 35 yards and one TD...Recorded go-ahead TD on 2-yard catch in fourth quarter...**(12/30) at Bal:** Started at WR, totaling four receptions for 79 yards with one TD...Scored one 1-yard catch in fourth quarter...Returned three punts for 79 yards (15.3 avg.), including 37-yard long and three kickoffs 79 yards (26.3 avg.), including 35-yard long.

ANTONIO CALLAWAY CAREER STATISTICS

Year	Team	GP		RECEIVING					RUSHING				
		GS	No	Yds	Avg	LG	TD	Att	Yds	Avg	Lg	TD	
2018	Cleveland	16	11	43	586	13.6	71	5	2	7	3.5	15	0

Year	Team	KICKOFF RETURNS					PUNT RETURNS					
		No	Yds	Avg	Lg	TD	No	FC	Yds	Avg	Lg	TD
2018	Cleveland	8	143	17.9	35	0	5	1	61	12.2	37	0

ANTONIO CALLAWAY GAME-BY-GAME STATISTICS

2018, CLEVELAND

Date	Opp	GP	GS	No	Yds	Avg	Lg	TD
9/9	Pit-T	1		0	0	-	-	0
9/16	at NO-L	1	WR	3	81	27.0	47t	1
9/20	NYJ-W	1	WR	4	20	5.0	10	0
9/30	at Oak-L	1	WR	3	54	18.0	59	0
10/7	Bal-W	1		3	22	7.3	9	0
10/14	LAC-L	1	WR	2	9	4.5	9	0
10/21	at TB-L	1	WR	1	14	14.0	14	0
10/28	at Pit-L	1	WR	5	36	7.2	13	1
11/4	KC-L	1	WR	3	51	17.0	38	0
11/11	Atl-W	1	WR	2	39	19.5	25	0
11/25	at Cin-W	1	WR	4	62	15.5	21	1
12/2	at Hou-L	1		3	84	28.0	71	0
12/9	Car-W	1		1	0	0.0	0	0
12/15	at Den-W	1	WR	5	35	7.0	12	1
12/23	Cin-W	1		0	0	-	-	0
12/30	at Bal-L	1	WR	4	79	19.8	38	1
2018 TOTALS		16	11	43	586	13.6	71	5



T.J. CARRIE

POSITION | DEFENSIVE BACK
SCHOOL | OHIO
HT 6-0 | **WT** 204
BORN | 7/28/90
ACQUIRED | UFA (OAK.) - '18
NFL EXPERIENCE | 5TH YEAR

38

TRANSACTIONS

Selected by the Oakland Raiders in the seventh round (219th overall) of the 2014 NFL Draft...Signed by the Cleveland Browns as an unrestricted free agent on March 15, 2018.

2018: Contributed in all 16 games, starting final eight contests at CB...Tallied 73 tackles (57 solo), one interception and eight passes defended...Notched career-best two forced fumbles and earned first NFL sack...**(9/16) at NO:** Tied a then-career high and game best with eight tackles (six solo)...On third down in fourth quarter, registered first career sack (Drew Brees) to force punt...**(9/30) at Oak:** Amassed career best 12 tackles (tied career-high seven solo), including one tackle for loss...**(10/21) at TB:** Recorded four solo tackles and one forced fumble...Forced fumble that was recovered by LB Christian Kirksey in final two minutes of first half...**(10/28) at Pit:** Posted seven solo tackles, tying a career best for solo stops...**(11/4) vs KC:** Started at CB, tallying three tackles (two solo)...Played every defensive snap...Added one special teams tackle...**(11/11) vs Atl:** In 28-16 win, started at CB, registering six tackles (four solo), two passes defended, one forced fumble and one fumble recovery...On opening drive of third quarter, forced and recovered fumble that led to Browns TD...Played every defensive snap...**(11/25) at Cin:** During 35-20 division victory on road, started at CB, totaling five tackles (three solo) and one pass defended...Played every defensive snap...**(12/2) at Hou:** Started at CB, tallying eight tackles (six solo) and one pass defended...Played every defensive snap...**(12/9) vs Car:** In 26-20 win, started at CB, accruing four tackles (three solo) and two passes defended...**(12/15) at Den:** During 17-16 primetime road victory, started at CB, compiling three solo tackles and one interception...In fourth quarter, notched his first INT with Cleveland and first since 2016 by picking off QB Case Keenum to set up Browns' go-ahead TD...**(12/23) vs Cin:** Completing sweep of Bengals with 26-18 win, notched two solo tackles...Played every defensive snap...**(12/30) at Bal:** Started at CB, logging five solo tackles.

T.J. CARRIE CAREER STATISTICS

Year	Team	GP	GS	Tot	TACKLES				INTERCEPTIONS					FUMBLES		
					Solo	Asst	Sk	Yds	No	Yds	Lg	TD	PD	FF	FR	Yds
2014	Oakland	13	4	44	37	7	0.0	0.0	1	28	28	0	9	1	1	0
2015	Oakland	15	14	52	42	10	0.0	0.0	1	2	2	0	9	1	0	0
2016	Oakland	16	3	22	19	3	0.0	0.0	1	14	14	0	5	0	1	0
2017	Oakland	16	16	84	70	14	0.0	0.0	0	0	-	0	9	0	2	0
2018	Cleveland	16	8	73	57	16	1.0	9.0	1	0	0	0	8	2	1	0
NFL totals (five years)		76	45	275	225	50	1.0	9.0	4	44	28	0	40	4	5	0

ADDITIONAL STATISTICS: Interceptions - Alex Smith (2), Case Keenum (1), Ryan Tannehill (1). Sacks - Drew Brees (1.0). Special teams tackles - 4 in 2016; 1 in 2018; NFL totals: 5.

SINGLE-GAME HIGHS & CAREER MILESTONES: TACKLES: Total - 12, at Oak., 9/30/18. Solo - 7, four times; last: at Pit., 10/28/18. INTERCEPTIONS: 1, four times; last: at Den., 12/15/18. Yards - 44. Long - 28. TDs - None. FUMBLES: Forced - 1, five times; last: vs. Atl., 11/11/18. Recovered - 1, twice: at Phi., 12/24/17; vs. Atl., 11/11/18. PASSES DEFENSED: 4, vs. SD, 10/12/14. SACKS: 1, at NO, 9/16/18. NFL debut: at NYJ, 9/7/14. First NFL start: vs. SD, 10/12/14. First NFL interception: vs. Mia., 9/28/14. Last NFL interception: at KC, 12/8/16.

T.J. CARRIE GAME-BY-GAME STATISTICS

2018, CLEVELAND

Table with 17 columns: Date, Opp, GP, GS, Tot, So, Asst, Sk, Yd, Int, Yd, Lg, TD, PD, FF, FR. Rows include games from 9/9 to 12/30, and a 2018 TOTALS row.

2017, OAKLAND

Table with 17 columns: Date, Opp, GP, GS, Tot, So, As, Sk, Yd, Int, Yd, Lg, TD, PD, FF, FR. Rows include games from 9/10 to 12/31, and a 2017 TOTALS row.

2015, OAKLAND


Table with 17 columns: Date, Opp, GP, GS, Tot, So, As, Sk, Yd, Int, Yd, Lg, TD, PD, FF, FR. Rows include games from 9/13 to 1/3, and a 2015 TOTALS row. Includes injury notes like '***inactive -- shoulder/hip***'.

2016, OAKLAND

Table with 17 columns: Date, Opp, GP, GS, Tot, So, As, Sk, Yd, Int, Yd, Lg, TD, PD, FF, FR. Rows include games from 9/11 to 1/7/17, and a 2016 TOTALS row. Includes '1-AFC Wild Card'.

2014, OAKLAND

Table with 17 columns: Date, Opp, GP, GS, Tot, So, As, Sk, Yd, Int, Yd, Lg, TD, PD, FF, FR. Rows include games from 9/7 to 12/28, and a 2014 TOTALS row. Includes injury notes like '***inactive -- ankle***'.



ORSON CHARLES

POSITION | TIGHT END
SCHOOL | GEORGIA
HT 6-3 | **WT** 257
BORN | 1/27/1991
ACQUIRED | FA - '18
NFL EXPERIENCE | 3RD YEAR

82

TRANSACTIONS

Drafted by the Cincinnati Bengals in the fourth round (116th overall) of the 2012 NFL Draft...Waived by the Bengals on Aug. 30, 2014... Added to the Tennessee Titans' practice squad on Sept. 1, 2014...Removed from the Titans' practice squad on Sept. 9, 2014...Added to the New Orleans Saints' practice squad on Sept. 23, 2014...Signed by the Saints on Dec. 29, 2014...Waived by the Saints on Sept. 5, 2015... Signed by the Detroit Lions as a free agent on June 6, 2016...Waived by the Lions on Oct. 4, 2016...Signed by the Kansas City Chiefs as a free agent on June 1, 2017...Waived by the Chiefs on Sept. 2, 2017...Added to the Chiefs' practice squad on Sept. 3, 2017...Elevated to the Chiefs' active on Nov. 28, 2017...Waived by the Chiefs on May 3, 2018...Signed by the Cleveland Browns as a free agent on July 30, 2018.

2018: Played in first 13 games, starting two at TE...Placed in injured reserve (ankle) prior to Week 15...Caught three passes for 23 yards... Logged five special teams tackles...**(9/9) vs Pit:** In Browns debut, contributed on offense and special teams...Notched two special teams tackles...**(10/14) vs LAC:** Caught one pass for 8 yards...**(10/21) at TB:** Notched one tackle on special teams...**(11/11) vs Atl:** In 28-16 win, started at TE, catching one pass for 6 yards...**(11/25) at Cin:** During 35-20 division victory on road, notched one special teams tackle...**(12/2) at Hou:** Returned one kickoff 12 yards...**(12/9) vs Car:** In 26-20 win, caught one pass for 9 yards.

ORSON CHARLES CAREER STATISTICS

Year	Team	GP	GS	No	Yds	Avg	Lg	TD
2012	Cincinnati	16	6	8	101	12.6	25	0
2013	Cincinnati	13	0	1	8	8.0	8	0
2016	Detroit	2	0	0	0	-	-	0
2017	Kansas City	5	0	2	53	26.5	35	0
2018	Cleveland	13	2	3	23	7.7	9	0
NFL totals (five years)		49	8	14	185	13.2	35	0

ADDITIONAL STATISTICS: 100-yard receiving games - None. Multiple-TD games - None. FUMBLES - None. Misc. tackles - None. Special teams tackles - 6 in 2013, 1 in 2017; 5 in 2018; NFL total: 12.

SINGLE-GAME HIGHS & CAREER MILESTONES: RECEIVING: Receptions - 2, vs. Oak., 11/25/12. Yards - 35, vs. Mia., 12/24/17. TDs - None. Long - 35, vs. Mia., 12/24/17. NFL debut: at Bal., 9/10/12. First NFL start: vs. SF, 9/21/14. First NFL reception: at Was., 9/23/12 (25 yards, A.Dalton).

ORSON CHARLES GAME-BY-GAME STATISTICS

2018, CLEVELAND

Date	Opp	GP	GS	No	Yds	Avg	Lg	TD
9/9	Pit-T	1		0	0	-	-	0
9/16	at NO-L	1		0	0	-	-	0
9/20	NYJ-W	1		0	0	-	-	0
9/30	at Oak-L	1		0	0	-	-	0
10/7	Bal-W	1	TE	0	0	-	-	0
10/14	LAC-L	1		1	8	8.0	8	0
10/21	at TB-L	1		0	0	-	-	0
10/28	at Pit-L	1		0	0	-	-	0
11/4	KC-L	1		0	0	-	-	0
11/11	Atl-W	1	TE	1	6	6.0	6	0
11/25	at Cin-W	1		0	0	-	-	0
12/2	at Hou-L	1		0	0	-	-	0
12/9	Car-W	1		1	9	9.0	9	0
12/15	at Den-W			***injured reserve -- ankle***				
12/23	Cin-W			***injured reserve -- ankle***				
12/30	at Bal-L			***injured reserve -- ankle***				
2018 TOTALS		13	2	3	23	7.7	9	0

2017, KANSAS CITY

Date	Opp	GP	GS	No	Yds	Avg	Lg	TD
9/7	at NE-W			***practice squad***				
9/17	Phi-W			***practice squad***				
9/24	at LAC-W			***practice squad***				
10/2	Was-W			***practice squad***				
10/8	at Hou-W			***practice squad***				
10/15	Pit-L			***practice squad***				
10/19	at Oak-L			***practice squad***				
10/30	Den-W			***practice squad***				
11/5	at Dal-L			***practice squad***				
11/19	at NYG-L			***practice squad***				
11/26	Buf-L			***practice squad***				
12/3	at NYJ-L	1		0	0	-	-	0
12/10	Oak-W	1		0	0	-	-	0
12/16	LAC-W	1		1	18	18.0	-	0
12/24	Mia-W	1		1	35	35.0	-	0
12/31	at Den-W	1		0	0	-	-	0
2017 TOTALS		5	0	2	53	26.5	35	0
1/6	Ten-L1	1		0	0	-	-	0

1 - AFC Wild Card

2016, DETROIT

Date	Opp	GP	GS	No	Yds	Avg	Lg	TD
9/11	Ind-W			0	0	-	-	0
9/18	at Ten-L	1		0	0	-	-	0
9/25	at GB-L			0	0	-	-	0
10/2	at Chi-L	1		0	0	-	-	0
10/9	Phi-W			0	0	-	-	0
10/16	LAR-W			0	0	-	-	0
10/23	Was-W			0	0	-	-	0
10/30	at Hou-L			0	0	-	-	0
11/6	at Min-W			0	0	-	-	0
11/20	Jax-W			0	0	-	-	0
11/24	Min-W			0	0	-	-	0
12/4	at NO-W			0	0	-	-	0
12/11	Chi-W			0	0	-	-	0
12/18	at NYG-L			0	0	-	-	0
12/26	at Dal-L			0	0	-	-	0
1/1	GB-L			0	0	-	-	0
2016 TOTALS		2		0	0	-	-	0

2013, CINCINNATI


Date	Opp	GP	GS	No	Yds	Avg	Lg	TD
9/8	at Chi	1		0	0	-	-	0
9/16	Pit			0	0	-	-	0
9/22	GB	1		0	0	-	-	0
9/29	at Cle	1		0	0	-	-	0
10/6	NE	1		0	0	-	-	0
10/13	at Buf	1		0	0	-	-	0
10/20	at Det	1		0	0	-	-	0
10/27	NYJ	1		0	0	-	-	0
10/31	at Mia	1		0	0	-	-	0
11/10	at Bal	1		0	0	-	-	0
11/17	Cle	1		0	0	-	-	0
12/1	at SD	1		0	0	-	-	0
12/8	Ind			0	0	-	-	0
12/15	at Pit			0	0	-	-	0
12/22	Min	1		0	0	-	-	0
12/29	Bal	1		1	8	8.0	8	0
2013 TOTALS		13	0	1	8	8.0	8	0
1/5	SD-L	1	FB	0	0	-	-	0

1-AFC Wild Card

2012, CINCINNATI

Date	Opp	GP	GS	No	Yds	Avg	Lg	TD
9/10	at Bal	1	TE	0	0	-	-	0
9/16	Cle	1		0	0	-	-	0
9/23	at Was	1		1	25	25.0	25	0
9/30	at Jax	1		1	10	10.0	10	0
10/7	Mia	1		0	0	-	-	0
10/14	at Cle	1	TE	1	12	12.0	12	0
10/21	Pit	1		0	0	-	-	0
11/4	Den	1		1	4	4.0	4	0
11/11	NYG	1		1	19	19.0	19	0
11/18	at KC	1	TE	0	0	-	-	0
11/25	Oak	1	TE	2	14	7.0	7	0
12/2	at SD	1		0	0	-	-	0
12/9	Dal	1		1	17	17.0	17	0
12/13	at Phi	1		0	0	-	-	0
12/23	at Pit	1	TE	0	0	-	-	0
12/30	Bal	1	TE	0	0	-	-	0
2012 TOTALS		16	6	8	101	12.6	25	0
1/5	at Hou	1	TE	0	0	-	-	0

1-AFC Wild Card



NICK CHUBB

POSITION | RUNNING BACK
SCHOOL | GEORGIA
HT 5-11 | **WT 227**
BORN | 12/27/95
ACQUIRED | D2B - '18
NFL EXPERIENCE | ROOKIE

24

TRANSACTIONS

Selected by the Cleveland Browns in the second round (35th overall) of the 2018 NFL Draft.

2018: 2019 Pro Bowl alternate...One of five 2018 NFL Pepsi Rookie of the Year finalists, along with QB Baker Mayfield...His 996 rushing yards set a Browns rookie record while his 1,145 scrimmage yards rank second among all Cleveland rookies...Played in all 16 games with nine starts, totaling 192 carries for 996 yards (5.2 avg.) with eight TDs and 20 receptions for 149 yards with two TDs...Posted four 100-yard rushing games and was first Brown to accomplish feat in back-to-back games (Weeks 15-16) since 2012...Became first Cleveland player since 1975 (Greg Pruitt) with rush TD in five consecutive games (Weeks 9-10, 12-14)...Among Browns rookies, his 10 total TDs rank second while his eight rush TDs rank tied for third...Two-time NFL Pepsi Rookie of the Week (Weeks 4 and 10)...In Week 10, earned NFL FedEx Ground player of the Week and NFL Pepsi Rookie of the Week after rushing for 176 yards, including 92-yard TD that was longest in team history and second-longest by a rookie in NFL history...In Weeks 11 & 13, became first Browns player and fourth rookie in NFL history to record both rushing and receiving TDs in back-to-back contests...His 63-yard score Week 4 at Oakland was longest rush by a Browns rookie since 2003 (Leroy Suggs, 78 yards)...Recorded five special teams tackles...**(9/9) vs Pit:** In NFL debut, rushed for 21 yards on three carries (7.0 avg.)...Added first career special teams tackle on punt...**(9/30) at Oak:** Carried three times for 105 yards (35.0 avg.) with two TDs (63, 41)...Became first Browns rookie to record 100-yard game since 2014 (Terrance West)...His 41-yard TD in fourth quarter gave Browns 42-34 lead with 4:20 remaining...Added four special teams tackles (one solo)...**(10/21) at TB:** Started first career game at RB, rushing 18 times for 80 yards (4.4 avg.) with one TD...In fourth quarter, scored on 1-yard carry to bring Browns within one score, 23-16, with 12:17 to play in regulation...**(10/28) at Pit:** Rushed 18 times for 65 yards...Caught two passes for 10 yards, his first career receptions...**(11/4) vs KC:** Started at RB, rushing a career-high 22 times for 85 yards with one TD...Caught one pass for 5 yards...Scored on 3-yard run in second quarter, his fourth TD of season...**(11/11) vs Atl:** In 28-16 win, started at RB, totaling 209 scrimmage yards (career-best 176 rush, 33 rec.) and two TDs (one rush, one rec.)...His 92-yard TD run in third quarter is longest rush in Browns history and second-longest by a rookie in NFL history...His 176 rushing yards were fifth-most ever by a Browns rookie...Posted first career receiving TD on 13-yard catch in second quarter...**(11/25) at Cin:** During 35-20 division victory on road, started at RB, rushing 28 times for 84 yards with one TD and catching three passes for 44 yards with one TD...Scored on 1-yard run to begin game, securing team's first opening-drive TD of season...Hauled in 14-yard TD pass in second quarter to cap team's fourth consecutive TD drive and extend lead to 28-0...**(12/2) at Hou:** Started at RB, carrying nine times for 31 yards with one TD and caught three passes for 41 yards...Scored on two-yard run in third quarter...**(12/9) vs Car:** In 26-20 win, started at RB, carrying 13 times for 66 yards with one TD and catching team-best four passes for 17 yards...Became first Brown with rushing TD in five consecutive games since Greg Pruitt in 1975 with 4-yard score in fourth quarter that gave Cleveland its first lead, 23-20...His game-long 29-yard rush in fourth quarter set up Browns FG in fourth quarter...**(12/15) at Den:** During 17-16 primetime road victory, started at RB, carrying 20 times for 100 yards, his third career 100-yard rushing game...Earned fourth career 100-yard scrimmage game...Had key 40-yard run on team's final full drive in fourth quarter...**(12/23) vs Cin:** Completing sweep of Bengals with 26-18 win, started at RB, rushing for 112 yards on 19 carries (5.9 avg.) to set new Browns rookie rushing record...Became first Browns player to reach 100 rushing yards in back-to-back games since 2012...Caught two passes for 3 yards.

NICK CHUBB CAREER STATISTICS


Year	Team	RUSHING							RECEIVING				
		GP	GS	Att	Yds	Avg	Lg	TD	No	Yds	Avg	Lg	TD
2018	Cleveland	16	9	192	996	5.2	92t	8	20	149	7.5	24	2

NICK CHUBB GAME-BY-GAME STATISTICS

2018, CLEVELAND

Date	Opp	RUSHING							RECEIVING				
		GP	GS	No	Yds	Avg	Lg	TD	No	Yds	Avg	Lg	TD
9/9	Pit-T	1		3	21	7.0	17	0	0	0	-	-	0
9/16	at NO-L	1		2	14	7.0	8	0	0	0	-	-	0
9/20	NYJ-W	1		2	6	3.0	6	0	0	0	-	-	0
9/30	at OAK-L	1		3	105	35.0	63t	2	0	0	-	-	0
10/7	Bal-W	1		3	2	0.7	2	0	0	0	-	-	0
10/14	LAC-L	1		3	25	8.3	19	0	0	0	-	-	0
10/21	at TB-L	1	RB	18	80	4.4	21	1	0	0	-	-	0
10/28	at Pit-L	1		18	65	3.6	20	0	2	10	5.0	8	0
11/4	KC-L	1	RB	22	85	3.9	17	1	1	5	5.0	5	0
11/11	Atl-W	1	RB	20	176	8.8	92t	1	3	33	11.0	13t	1
11/25	at Cin-W	1	RB	28	84	3.0	27	1	3	44	14.7	23	1
12/2	at Hou-L	1	RB	9	31	3.4	11	1	3	41	13.7	24	0
12/9	Car-W	1	RB	13	66	5.1	29	1	4	17	4.3	8	0
12/15	at Den-W	1	RB	20	100	5.0	40	0	0	0	-	-	0
12/23	Cin-W	1	RB	19	112	5.9	22	0	2	3	1.5	2	0
12/30	at Bal-L	1	RB	9	24	2.7	13	0	2	-4	-2.0	-2	0
2018 TOTALS		16	9	192	996	5.2	92t	8	20	149	7.5	24	2

ADDITIONAL STATISTICS: Special teams tackles - 5.



TREVON COLEY

POSITION | DEFENSIVE LINE
SCHOOL | FLORIDA ATLANTIC
HT 6-1 | **WT** 310
BORN | 7/13/94
ACQUIRED | FA - '17
NFL EXPERIENCE | 2ND YEAR

93

TRANSACTIONS

Originally signed by the Baltimore Ravens as an undrafted free agent on May 6, 2016...Waived by the Ravens on Aug. 29, 2016...Added to the Washington Redskins' practice squad on Nov. 30, 2016...Released from the Redskins' practice squad on Dec. 13, 2016...Added to the Cleveland Browns' practice squad on Dec. 15, 2016...Signed by the Browns on Jan. 2, 2017.

2018: Started 14 of 16 games played at DT, recording 39 tackles (17 solo), one half-sack and one fumble recovery...In Week 7 at TB, notched team's first safety since 2014...**(9/9) vs Pit:** Started at DT, logging three tackles (one solo)...**(9/16) at NO:** Started at DT, tallying three tackles (one solo)...**(9/20) vs NYJ:** In 21-17 primetime victory, started at DT, notching two tackles (one solo)...On NY Jets' penultimate offensive play, created pressure on Sam Darnold as DL Myles Garrett recorded sack prior to DB Terrance Mitchell's interception on next snap...**(9/30) at Oak:** Started at DT, totaling four tackles (one solo)...**(10/7) vs Bal:** During 12-9 OT division win, started at DT, logging four tackles (one solo), one-half sack and one fumble recovery...In second quarter, combined with DL Myles Garrett on sack of Joe Flacco as part of forced three-and-out that set up Browns TD...Recovered fumble forced by LB Joe Schobert in third quarter that led to Cleveland FG, his second career...**(10/14) vs LAC:** Started at DT, recording two solo tackles and one tackle for loss...**(10/21) at TB:** Started at DT, registering Browns' first safety since 2014 (Oct. 5) with tackle for loss on Tampa Bay's first possession...**(10/28) at Pit:** Started at DT, notching three tackles (two solo)...**(11/4) vs KC:** Started at DT, totaling three tackles (two solo)...**(12/2) at Hou:** Started at DT, amassing career-best seven tackles (one solo)...**(12/15) at Den:** During 17-16 primetime road victory, started at DT, posting four tackles (two solo) and one tackle for loss...On fourth-and-1 late in fourth quarter, stopped Broncos RB Phillip Lindsay for no gain, forcing FG that maintained Browns' lead, 17-16...Helped limit Broncos to 32 rushing yards on 20 attempts (1.6 avg.).

TREVON COLEY CAREER STATISTICS

Year	Team	TACKLES						INTERCEPTIONS				FUMBLES				
		GP	GS	Tot	Solo	Asst	Sk	Yds	No	Yds	Lg	TD	PD	FF	FR	Yds
2017	Cleveland	15	15	41	24	17	2.0	13.0	0	0	-	0	2	0	1	0
2018	Cleveland	16	14	39	17	22	0.5	2.0	0	0	-	0	0	0	1	0
NFL totals (two years)		31	29	80	41	39	2.5	15.0	0	0	-	0	2	0	2	0

ADDITIONAL STATISTICS: Career sacks - Joe Flacco (1.5), Andy Dalton (1.0). **Safety** - Recorded safety on 1-yard tackle for loss at TB, 10/21/18.

SINGLE-GAME HIGHS & CAREER MILESTONES: **TACKLES:** Total - 7, at Hou., 12/2/18. Solo - 4, at Bal., 9/17/17. **INTERCEPTIONS:** None. **Yards** - None. **Long** - None. **TDs** - None. **FUMBLES:** Forced - None. Recovered - 1, twice: at Bal., 9/17/17; vs. Bal., 10/7/18. **PASSES DEFENSED:** 2, at Det., 11/12/17. **SACKS:** 1, twice: vs. Cin., 10/1/17; vs. Bal., 12/17/17. **NFL debut:** vs. Pit, 9/10/17. **First NFL start:** vs. Pit, 9/10/17.

TREVON COLEY GAME-BY-GAME STATISTICS

2018, CLEVELAND

Date	Opp	GP	GS	Tot	So	Asst	Sk	Yd	Int	Yd	Lg	TD	PD	FF	FR
9/9	Pit-T	1	DT	3	1	2	0.0	0.0	0	0	-	0	0	0	0
9/16	at NO-L	1	DT	3	1	2	0.0	0.0	0	0	-	0	0	0	0
9/20	NYJ-W	1	DT	2	1	1	0.0	0.0	0	0	-	0	0	0	0
9/30	at Oak-L	1	DT	4	1	3	0.0	0.0	0	0	-	0	0	0	0
10/7	Bal-W	1	DT	4	1	3	0.5	2.0	0	0	-	0	0	0	1
10/14	LAC-L	1	DT	2	2	0	0.0	0.0	0	0	-	0	0	0	0
10/21	at TB-L	1	DT	1	1	0	0.0	0.0	0	0	-	0	0	0	0
10/28	at Pit-L	1	DT	3	2	1	0.0	0.0	0	0	-	0	0	0	0
11/4	KC-L	1	DT	3	2	1	0.0	0.0	0	0	-	0	0	0	0
11/11	Atl-W	1	DT	0	0	0	0.0	0.0	0	0	-	0	0	0	0
11/25	at Cin-W	1		1	1	0	0.0	0.0	0	0	-	0	0	0	0
12/2	at Hou-L	1	DT	7	1	6	0.0	0.0	0	0	-	0	0	0	0
12/9	Car-W	1		1	0	1	0.0	0.0	0	0	-	0	0	0	0
12/15	at Den-W	1	DT	4	2	2	0.0	0.0	0	0	-	0	0	0	0
12/23	Cin-W	1	DT	0	0	0	0.0	0.0	0	0	-	0	0	0	0
12/30	at Bal-L	1	DT	1	1	0	0.0	0.0	0	0	-	0	0	0	0
2018 TOTALS		16	14	39	17	22	0.5	2.0	0	0	-	0	0	0	1

2017, CLEVELAND

Date	Opp	GP	GS	Tot	So	Asst	Sk	Yd	Int	Yd	Lg	TD	PD	FF	FR
9/10	Pit-L	1	DT	1	1	0	0.0	0.0	0	0	-	0	0	0	0
9/17	at Bal-L	1	DT	4	4	0	0.0	0.0	0	0	-	0	0	0	1
9/24	at Ind-L	1	DT	5	2	3	0.0	0.0	0	0	-	0	0	0	0
10/1	Cin-L	1	DT	4	2	2	1.0	4.0	0	0	-	0	0	0	0
10/8	NYJ-L	1	DT	1	0	1	0.0	0.0	0	0	-	0	0	0	0
10/15	at Hou-L	1	DT	1	1	0	0.0	0.0	0	0	-	0	0	0	0
10/22	Ten-L	1	DT	3	1	2	0.0	0.0	0	0	-	0	0	0	0
10/29	Min-L														
11/12	at Det-L	1	DT	2	1	1	0.0	0.0	0	0	-	0	2	0	0
11/19	Jax-L	1	DT	4	2	2	0.0	0.0	0	0	-	0	0	0	0
11/26	at Cin-L	1	DT	3	2	1	0.0	0.0	0	0	-	0	0	0	0
12/3	at LAC-L	1	DT	4	3	1	0.0	0.0	0	0	-	0	0	0	0
12/10	GB-L	1	DT	2	0	2	0.0	0.0	0	0	-	0	0	0	0
12/17	Bal-L	1	DT	3	2	1	1.0	9.0	0	0	-	0	0	0	0
12/24	at Chi-L	1	DT	1	1	0	0.0	0.0	0	0	-	0	0	0	0
12/31	at Pit-L	1	DT	3	2	1	0.0	0.0	0	0	-	0	0	0	0
2017 TOTALS		15	15	41	24	17	2.0	13.0	0	0	-	0	2	0	1



JAMIE COLLINS SR.

POSITION | LINEBACKER
SCHOOL | SOUTHERN MISSISSIPPI
HT 6-3 | **WT** 250
BORN | 10/20/89
ACQUIRED | TR. (N.E.) - '16
NFL EXPERIENCE | 6TH YEAR

51

TRANSACTIONS

Originally drafted by the New England Patriots in the second round (52nd overall) of the 2013 NFL Draft...Traded by the Patriots to the Cleveland Browns on Oct. 31, 2016.

CAREER HIGHLIGHTS: Earned first Pro Bowl selection following 2015 season after leading Patriots with 89 tackles and posting career-best 5.5 sacks and five forced fumbles...Member of New England's Super Bowl XLIX championship team.

2018: Started all 16 games at SAM, totalling team-high 104 tackles (73 solo), four sacks, one interception, four passes defended, one forced fumble and one fumble recovery...**(9/9) vs Pit:** Started at SAM, tallying six tackles (four solo) and one pass defended...**(9/16) at NO:** Started at SAM, accruing six tackles (four solo), including one tackle for loss...Played every defensive snap...**(9/30) at Oak:** Started at SAM, recording five tackles (two solo), one sack and one pass defended...Registered sack of Derek Carr on third down on opening drive of OT to force punt...**(10/7) vs Bal:** During 12-9 OT division win, started at SAM, tying a game best with 12 tackles (eight solo) and one sack...In third quarter, initiated tackle on Javorius Allen that led to LB Joe Schobert's forced fumble and DL Trey Coley's recovery...**(10/14) vs LAC:** Started at SAM, registering six tackles (five solo) and one tackle for loss...**(10/21) at TB:** Started at SAM, accruing six tackles (five solo), one tackle for loss and one interception...In overtime, picked off Jameis Winston for his seventh career interception and first of 2018...Played every defensive snap...**(10/28) at Pit:** Started at SAM, tallying game-best 11 tackles (four solo) and one forced fumble...Played every defensive snap...**(11/4) vs KC:** Started at SAM, recording a team-best seven tackles (five solo)...Played every defensive snap...**(11/11) vs Atl:** In 28-16 win, started at SAM, amassing game-best nine tackles (eight solo) and one fumble recovery...On final defensive series, recovered sack-fumble caused by DL Chris Smith to complete home victory...**(11/25) at Cin:** During 35-20 division victory on road, started at SAM, totalling four tackles (two solo), one QB hit and one pass defended...**(12/9) vs Car:** In 26-20 win, started at SAM, compiling seven tackles (six solo) and one tackle for loss...Played every defensive snap...**(12/15) at Den:** During 17-16 primetime road victory, started at SAM, posting six solo tackles, one sack and two tackles for loss...Sacked QB Case Keenum on Broncos' opening series to propel three-and-out...Helped limit Broncos to 32 rushing yards on 20 attempts (1.6 avg.)...**(12/30) at Bal:** Started at SAM, registering nine tackles (seven solo) and one sack...In third quarter, sacked Lamar Jackson on third down to force Ravens FG...Played every defensive snap.

JAMIE COLLINS SR. CAREER STATISTICS

Year	Team	GP	TACKLES				INTERCEPTIONS					FUMBLES				
			GS	Tot	Solo	Asst	Sk	Yds	No	Yds	Lg	TD	PD	FF	FR	Yds
2013	New England	16	8	38	22	16	0.0	0.0	0	0	-	0	4	0	1	0
2014	New England	15	15	115	74	41	4.0	30.0	2	0	0	0	3	4	2	0
2015	New England	12	12	89	51	38	5.5	32.5	1	51	51	0	6	5	1	0
2016	New England	7	6	43	31	12	1.0	8.0	2	31	18	0	3	1	0	0
	Cleveland	8	8	69	48	21	2.0	17.0	0	0	-	0	0	1	0	0
	2016 totals	15	14	112	79	33	3.0	25.0	2	31	18	0	3	2	0	0
2017	Cleveland	6	6	31	21	10	1.0	7.0	1	0	-	0	3	1	0	0
2018	Cleveland	16	16	104	73	31	4.0	17.0	1	0	0	0	4	1	1	0
NFL totals (six years)		80	71	489	320	169	17.5	111.5	7	82	51	0	23	13	5	0

ADDITIONAL STATISTICS: Multiple-sack games - 2 (2, at SD, 12/7/14, 2.5, at Buf., 9/20/15). Career sacks - Tyrod Taylor (2.5), Joe Flacco (2.0), Marcus Mariota (2.0), Philip Rivers (2.0), Blake Bortles (1.0), Derek Carr (1.0), Andy Dalton (1.0), Ryan Fitzpatrick (1.0), Lamar Jackson (1.0), Case Keenum (1.0), Kyle Orton (1.0), Carson Palmer (1.0), Aaron Rodgers (1.0). Career interceptions - Zach Mettenberger (1), Kyle Orton (1), Brock Osweiler (1), Geno Smith (1), Matthew Stafford (1), Ryan Tannehill (1), Jameis Winston (1). Special teams tackles - 2 in 2013. Blocks - Blocked PAT at Ind., 10/18/15.

SINGLE-GAME HIGHS & CAREER MILESTONES: TACKLES: Total - 15, vs. Cin., 12/11/16. Solo - 13, vs. Cin., 12/11/16. SACKS: 2.5, at Buf., 9/20/15. FUMBLES: Forced - 1, 13 times; last: at Pit., 10/28/18. Recoveries - 1, five times; last: vs. Atl., 11/11/18. INTERCEPTIONS: 1, seven times; last: at TB, 10/21/18. PASSES DEFENSED: 2, twice: at Bal., 12/22/13; at Mia., 1/3/16. NFL debut: at Buf., 9/8/13. First NFL start: at NYJ, 10/20/13. First NFL sack: 1, at GB, 11/30/14 (Ar. Rodgers). First NFL interception: at Buf., 10/12/14 (Kyle Orton).

JAMIE COLLINS SR. GAME-BY-GAME STATISTICS

2018, CLEVELAND

Date	Opp	GP	GS	Tot	So	Asst	Sk	Yd	Int	Yd	Lg	TD	PD	FF	FR
9/9	Pit-T	1	1	6	4	2	0.0	0.0	0	0	-	0	1	0	0
9/16	at NO-L	1	1	6	4	2	0.0	0.0	0	0	-	0	0	0	0
9/20	NYJ-W	1	1	3	2	1	0.0	0.0	0	0	-	0	0	0	0
9/30	at Oak-L	1	1	5	2	3	1.0	4.0	0	0	-	0	1	0	0
10/7	Bal-W	1	1	12	8	4	1.0	0.0	0	0	-	0	0	0	0
10/14	LAC-L	1	1	6	5	1	0.0	0.0	0	0	-	0	0	0	0
10/21	at TB-L	1	1	6	5	1	0.0	0.0	1	0	0	0	1	0	0
10/28	at Pit-L	1	1	11	4	7	0.0	0.0	0	0	-	0	0	1	0
11/4	KC-L	1	1	7	5	2	0.0	0.0	0	0	-	0	0	0	0
11/11	AtI-W	1	1	9	8	1	0.0	0.0	0	0	-	0	0	0	1
11/25	at Cin-W	1	1	4	2	2	0.0	0.0	0	0	-	0	1	0	0
12/2	at Hou-L	1	1	4	2	2	0.0	0.0	0	0	-	0	0	0	0
12/9	Car-W	1	1	7	6	1	0.0	0.0	0	0	-	0	0	0	0
12/15	at Den-W	1	1	6	6	0	1.0	8.0	0	0	-	0	0	0	0
12/23	Cin-W	1	1	3	3	0	0.0	0.0	0	0	-	0	0	0	0
12/30	at Bal-L	1	1	9	7	2	1.0	5.0	0	0	-	0	0	0	0
2018 TOTALS		16	16	104	73	31	4.0	17.0	1	0	0	0	4	1	1

2016, NEW ENGLAND

Date	Opp	GP	GS	Tot	So	As	Sk	Yd	Int	Yd	Lg	TD	PD	FF	FR		
9/11	at Ari-W	1	1	4	3	1	1.0	8.0	0	0	-	0	1	0	0		
9/18	Mia-W	1	1	5	5	0	0.0	0.0	1	13	13	0	1	0	0		
9/22	Hou-W	1	1	14	8	6	0.0	0.0	1	18	18	0	1	0	1		
10/2	Buf-L	1	1	6	2	4	0.0	0.0	0	0	-	0	0	0	0		
10/9	at Cle-W	1	1	3	3	0	0.0	0.0	0	0	-	0	0	1	0		
10/16	Cin-W						***inactive -- hip***										
10/23	at Pit-W	1	1	8	8	0	0.0	0.0	0	0	-	0	0	0	0		
10/30	at Buf-W	1	1	3	2	1	0.0	0.0	0	0	-	0	0	0	0		

2016, CLEVELAND

Date	Opp	GP	GS	Tot	So	As	Sk	Yd	Int	Yd	Lg	TD	PD	FF	FR
11/6	Dal-L	1	1	8	5	3	0.0	0.0	0	0	-	0	0	0	0
11/10	at Bal-L	1	1	10	7	3	1.0	9.0	0	0	-	0	0	0	0
11/20	Pit-L	1	1	8	4	4	0.0	0.0	0	0	-	0	0	1	0
11/27	NYG-L	1	1	8	3	5	0.0	0.0	0	0	-	0	0	0	0
12/11	Cin-L	1	1	15	13	2	1.0	0.0	0	0	-	0	0	0	0
12/18	at Buf-L	1	1	5	4	1	0.0	0.0	0	0	-	0	0	0	0
12/24	SD-W	1	1	5	3	2	0.0	0.0	0	0	-	0	0	0	0
1/1	at Pit-L	1	1	10	9	1	0.0	0.0	0	0	-	0	0	0	0
2016 TOTALS		15	14	112	79	33	3.0	25.0	2	31	18	0	3	2	0

2014, NEW ENGLAND

Date	Opp	GP	GS	Tot	So	As	Sk	Yd	Int	Yd	Lg	TD	PD	FF	FR		
9/7	at Mia-L	1	1	8	8	0	0.0	0.0	0	0	-	0	1	1	0		
9/14	at Min-W						***inactive -- thigh***										
9/21	Oak-W	1	1	3	0	3	0.0	0.0	0	0	-	0	0	0	0		
9/29	at KC-L	1	1	7	7	0	0.0	0.0	0	0	-	0	0	0	0		
10/5	Cin-W	1	1	4	1	3	0.0	0.0	0	0	-	0	0	0	1		
10/12	at Buf-W	1	1	4	2	2	0.0	0.0	1	0	0	0	1	0	0		
10/16	NYJ-W	1	1	13	7	6	0.0	0.0	0	0	-	0	0	0	0		
10/26	Chi-W	1	1	11	6	5	0.0	0.0	0	0	-	0	0	0	0		
11/2	Den-W	1	1	11	10	1	0.0	0.0	0	0	-	0	0	0	0		
11/16	at Ind-W	1	1	8	5	3	0.0	0.0	0	0	-	0	0	1	0		
11/23	Det-W	1	1	4	2	2	0.0	0.0	0	0	-	0	0	0	0		
11/30	at GB-L	1	1	13	7	6	1.0	6.0	0	0	-	0	0	1	0		
12/7	at SD-W	1	1	9	8	1	2.0	18.0	0	0	-	0	0	0	0		
12/14	Mia-W	1	1	5	4	1	0.0	0	0	0	-	0	0	0	0		
12/21	at NYJ-W	1	1	10	6	4	0.0	0	1	0	0	0	1	0	0		
12/28	Buf-L	1	1	5	1	4	1.0	6.0	0	0	-	0	0	1	1		
2014 TOTALS		15	15	115	74	41	4.0	30.0	2	0	0	0	3	4	2		
1/10/15	Bal-W1	1	1	11	8	3	0.0	0	0	0	-	0	2	0	0		
1/18/15	Ind-W2	1	1	4	3	1	0.0	0	1	25	25	0	1	0	0		
2/1/15	at Sea-W3	1	1	8	6	2	0.0	0	0	0	-	0	0	0	0		

1-AFC Divisional Playoff; 2-AFC Championship; 3-Super Bowl 49, Arizona

2017, CLEVELAND

Date	Opp	GP	GS	Tot	So	As	Sk	Yd	Int	Yd	Lg	TD	PD	FF	FR		
9/10	Pit-L	1	1	4	2	2	0.0	0.0	0	0	-	0	0	1	0		
9/17	at Bal-L	1	1	7	7	0	0.0	0.0	0	0	-	0	0	0	0		
9/24	at Ind-L						***inactive -- concussion***										
10/01	Cin-L						***inactive -- concussion***										
10/08	NYJ-L						***inactive -- concussion***										
10/15	at Hou-L	1	1	8	3	5	0.0	0.0	0	0	-	0	1	0	0		
10/22	Ten-L	1	1	5	3	2	1.0	7.0	0	0	-	0	1	0	0		
10/29	Min-L	1	1	6	6	0	0.0	0.0	0	0	-	0	0	0	0		
11/12	at Det-L	1	1	0	0	1	0.0	0.0	1	0	0	0	1	0	0		
11/19	Jax-L						***injured reserve -- knee***										
11/26	at Cin-L						***injured reserve -- knee***										
12/3	at LAC-L						***injured reserve -- knee***										
12/10	GB-L						***injured reserve -- knee***										
12/17	Bal-L						***injured reserve -- knee***										
12/24	at Chi-L						***injured reserve -- knee***										
12/31	at Pit-L						***injured reserve -- knee***										
2017 TOTALS		6	6	31	21	10	1.0	7.0	1	0	0	0	3	1	0		

2015, NEW ENGLAND

Date	Opp	GP	GS	Tot	So	As	Sk	Yd	Int	Yd	Lg	TD	PD	FF	FR		
9/10	Pit-W	1	1	6	3	3	0.0	0.0	0	0	-	0	0	0	0		
9/20	at Buf-W	1	1	11	8	3	2.5	12.5	0	0	-	0	0	1	0		
9/27	Jax-W	1	1	5	4	1	1.0	0.0	0	0	-	0	0	1	0		
10/11	at Dal-W	1	1	10	6	4	0.0	0.0	0	0	-	0	0	1	0		
10/18	at Ind-W	1	1	5	1	4	0.0	0.0	0	0	-	0	1	0	0		
10/25	NYJ-W	1	1	12	6	6	1.0	12.0	0	0	-	0	0	0	0		
10/29	Mia-W	1	1	2	1	1	0.0	0.0	0	0	-	0	0	0	0		
11/8	Was-W						***inactive -- illness***										
11/15	at NYG-W						***inactive -- illness***										
11/23	Buf-W						***inactive -- illness***										
11/29	at Den-L						***inactive -- illness***										
12/6	Phi-L	1	1	8	3	5	0.0	0.0	0	0	-	0	1	1	0		
12/13	at Hou-W	1	1	9	5	4	0.0	0.0	0	0	-	0	1	0	0		
12/20	Ten-W	1	1	7	3	4	1.0	8.0	1	51	51	0	1	1	0		
12/27	at NYJ-L	1	1	8	6	2	0.0	0.0	0	0	-	0	0	0	1		
1/3	at Mia-L	1	1	6	5	1	0.0	0.0	0	0	-	0	2	0	0		
2015 TOTALS		12	12	89	51	38	5.5	32.5	1	51	51	0	6	5	1		
1/16/16	KC-W1	1	1	6	2	4	0.0	0.0	0	0	-	0	0	0	0		
1/24/16	at Den-L2	1	1	8	6	2	2.0	25.0	0	0	-	0	0	0	0		

1-AFC Divisional Playoff; 2-AFC Championship

2013, NEW ENGLAND

Date	Opp	GP	GS	Tot	So	As	Sk	Yd	Int	Yd	Lg	TD	PD	FF	FR
9/8	at Buf-W	1	1	0	0	0	0.0	0.0	0	0	-	0	0	0	0
9/12	NYJ-W	1	1	0	0	0	0.0	0.0	0	0	-	0	0	0	0
9/22	TB-W	1	1	2	1	1	0.0	0.0	0	0	-	0	0	0	0
9/29	at AtI-W	1	1	2	1	1	0.0	0.0	0	0	-	0	0	0	0
10/06	at Cin-L	1	1	0	0	0	0.0	0.0	0	0	-	0	0	0	0
10/13	NO-W	1	1	1	1	0	0.0	0.0	0	0	-	0	0	0	1
10/20	at NYJ-L	1	1	4	2	2	0.0	0.0	0	0	-	0	0	0	0
10/27	Mia-W	1	1	2	0	2	0.0	0.0	0	0	-	0	0	0	0
11/3	Pit-W	1	1	1	0	1	0.0	0.0	0	0	-	0	0	0	0
11/18	at Car-L	1	1	0	0	0	0.0	0.0	0	0	-	0	0	0	0
11/24	Den-W	1	1	10	6	4	0.0	0.0	0	0	-	0	0		

BRITTON COLQUITT



POSITION | PUNTER
SCHOOL | TENNESSEE
HT 6-3 | **WT** 210
BORN | 3/20/85
ACQUIRED | FA - '16
NFL EXPERIENCE | 9TH YEAR

4

TRANSACTIONS

Originally signed by the Denver Broncos as an undrafted free agent on April 27, 2009...Waived by Denver on Sept. 1, 2009...Signed to the Miami Dolphins' practice squad on Dec. 23, 2009...Signed to the Denver Broncos' active roster on Dec. 30 2009...Re-signed by the Broncos on April 4, 2012...Waived by the Broncos on Aug. 30, 2016...Signed by the Cleveland Browns on Sept. 3, 2016.

CAREER HIGHLIGHTS: Member of Denver's Super Bowl 50 championship team.

2018: 2019 Pro Bowl alternate...Finished tied for sixth in NFL and tied a team record with 32 punts inside 20-yard line...His career-long 79-yard punt in Week 6 (at TB, 10/21) was second-longest in team history (Horace Gillom, vs. NYG, 11/28/54) and tied for longest in league since 2015 (Jordan Berry 79 vs. Pit., 10/18/15)...Voted captain by teammates...(9/9) vs Pit: Punted career-high 12 times (43.5 avg., 37.2 net) with career-best six inside the 20-yard line...(9/20) vs NYJ: In 21-17 primetime victory, punted eight times (34.1 avg., 32.6 net), landing five inside 20-yard line with 55-yard long...(9/30) at Oak: Punted seven times (50.0 avg., 36.0 net) with two inside 20-yard line and 59-yard long...(10/7) vs Bal: During 12-9 OT division win, punted nine times (50.2 avg., 41.4 net) with three inside 20-yard line and 64-yard long...(10/14) vs LAC: Punted six times (40.3 avg., 34.3 net) with five inside 20-yard line and 54-yard long...(10/21) at TB: Punted nine times (51.7 avg., 45.0 net) with three inside 20-yard line and career-long 79-yard punt...On first attempt, pinned Buccaneers at 1-yard line with 55-yard punt, setting up Browns safety...In second quarter from inside Browns 20-yard line, booted 79-yard punt that ultimately resulted in Tampa Bay taking possession at own 1-yard line...(11/11) vs Atl: In 28-16 win, punted four times (46.8 avg., 45.5 net) with three inside 20-yard line and 57-yard long...(11/25) at Cin: During 35-20 division victory on road, punted four times (47.0 avg., 32.8 net) with one inside 20-yard line and 56-yard long...(12/9) vs Car: In 26-20 win, punted three times (47.7 avg., 45.7 net) with 49-yard long...(12/15) at Den: During 17-16 primetime road victory, punted twice (48.5 avg. and net) with two inside 20-yard line and 56-yard long...(12/23) vs Cin: Completing sweep of Bengals with 26-18 win, punted twice (44.0 avg., 28.7 net) with 47-yard long and one blocked punt...(12/30) at Bal: Punted four times (45.0 avg., 40.0 net) with 48-yard long.

BRITTON COLQUITT CAREER STATISTICS

Year	Team	GP	No	Yds	Gross Avg	Opp Ret	Opp Yds	Net Avg	TB	FC	In 20	Lg	Blk
2010	Denver	16	86	3,835	44.6	50	550	36.6	7	17	19	63	0
2011	Denver	16	101	4,783	47.4	51	585	40.2	7	27	33	66	0
2012	Denver	16	67	3,105	46.3	33	203	42.1	4	17	27	67	0
2013	Denver	16	65	2,893	44.5	28	274	38.8	3	25	23	60	1
2014	Denver	16	69	3,048	44.2	33	371	37.6	4	19	25	65	0
2015	Denver	16	84	3,663	43.6	36	247	39.7	4	16	22	62	0
2016	Cleveland	16	83	3,761	45.3	45	376	40.3	2	23	22	65	0
2017	Cleveland	16	80	3,811	47.6	45	482	40.6	2	13	24	67	1
2018	Cleveland	16	83	3,767	45.4	37	397	38.2	6	17	32	79	2
NFL totals (nine years)		144	718	32,666	45.5	358	3,485	39.3	39	177	227	79	4

PLAYOFFS		GP	No	Yds	Gross Avg	Opp Ret	Opp Yds	Net Avg	TB	FC	In 20	Lg	Blk
Year	Team												
2011	Denver	2	11	436	39.6	2	28	37.1	0	7	2	50	0
2012	Denver	1	5	244	48.8	3	22	44.4	0	1	3	59	0
2013	Denver	3	3	108	36.0	0	0	29.3	1	2	1	48	0
2014	Denver	1	6	244	40.7	3	7	39.5	0	0	1	48	0
2015	Denver	3	23	1,072	46.6	11	70	42.7	1	5	9	57	0
Postseason		10	48	2,104	43.8	19	127	40.4	2	15	16	59	0

ADDITIONAL STATISTICS: Blocked - 4, at Oak., 12/29/13; vs. Pit., 9/10/17; vs. KC, 11/4/18; vs. Cin., 12/24/18. **Special teams tackles** - 1 in 2010, 1 in 2012, 1 in 2014, 1 in 2016; NFL total: 4. **Fumble recoveries** - 1, at NE, 11/2/14.

SINGLE-GAME HIGHS & CAREER MILESTONES: **PUNTS:** Total - 12, vs. Pit., 9/9/18. Avg. - 56.5, vs. NYJ, 10/8/17. Net Avg. - 51.0, vs. Cin., 9/18/11. Long - 79, at TB, 10/21/18. In. 20 - 6, vs. Pit., 9/9/18. TB - 2, four times; last: at SD, 11/27/11.

BRITTON COLQUITT GAME-BY-GAME STATISTICS

2018, CLEVELAND

Date	Opp	G	No	Gross			Lg	In		Ret		Net	
				Blk	Yds	Avg		TB	20	Ret	Yds	Yds	Avg
9/9	Pit-T	1	12	0	522	43.5	57	1	6	5	56	446	37.2
9/16	at NO-L	1	3	0	118	39.3	46	0	1	1	0	118	39.3
9/20	NYJ-W	1	8	0	273	34.1	55	0	5	2	12	261	32.6
9/30	at Oak-L	1	7	0	350	50.0	59	0	2	5	98	252	36.0
10/7	Bal-W	1	9	0	452	50.2	64	1	3	5	59	373	41.4
10/14	LAC-L	1	6	0	242	40.3	54	0	5	3	36	206	34.3
10/21	at TB-L	1	9	0	465	51.7	79	2	3	4	20	405	45.0
10/28	at Pit-L	1	5	0	235	47.0	54	0	0	3	46	189	37.8
11/4	KC-L	1	1	1	39	39.0	39	0	1	0	0	39	19.5
11/11	Atl-W	1	4	0	187	46.8	57	0	3	1	5	182	45.5
11/25	at Cin-W	1	4	0	188	47.0	56	0	1	3	57	131	32.8
12/2	at Hou-L	1	2	0	91	45.5	51	1	0	1	0	91	35.5
12/9	Car-W	1	3	0	143	47.7	49	0	0	1	6	137	45.7
12/15	at Den-W	1	2	0	194	48.5	56	0	2	2	0	194	48.5
12/23	Cin-W	1	2	1	88	44.0	47	0	0	1	2	86	28.7
12/30	at Bal-L	1	4	0	180	45.0	48	1	0	0	0	160	40.0
2018 TOTALS		16	83	2	3,767	45.4	79	6	32	37	397	3,250	38.2

2017, CLEVELAND

Date	Opp	G	No	Gross			Lg	In		Ret		Net	
				Blk	Yds	Avg		TB	20	Ret	Yds	Yds	Avg
9/10	Pit-L	1	5	1	242	48.4	61	0	3	3	32	210	35.0
9/17	at Bal-L	1	4	0	209	52.3	67	0	0	3	19	190	47.5
9/24	at Ind-L	1	7	0	347	49.6	55	0	3	3	16	331	47.3
10/1	Cin-L	1	6	0	295	49.2	53	0	1	6	73	222	37.0
10/8	NYJ-L	1	2	0	113	56.5	60	0	0	2	16	97	48.5
10/15	at Hou-L	1	7	0	358	51.1	61	0	3	4	37	301	43.0
10/22	Ten-L	1	4	0	178	44.5	53	0	0	3	20	158	39.5
10/29	Min	1	6	0	279	46.5	54	0	3	2	15	264	44.0
11/12	at Det-L	1	5	0	241	48.2	59	0	1	4	54	185	37.0
11/19	Jax-L	1	8	0	376	47.0	60	1	2	4	38	318	39.8
11/26	at Cin-L	1	2	0	92	46.0	48	0	0	2	30	62	31.0
12/3	at LAC-L	1	3	0	117	39.0	44	0	1	1	9	108	36.0
12/10	GB-L	1	4	0	209	52.3	56	0	3	2	63	146	36.5
12/17	Bal-L	1	5	0	216	43.2	51	0	0	1	0	216	43.2
12/24	at Chi-L	1	7	0	334	47.7	58	1	3	3	27	287	41.0
12/31	at Pit-L	1	5	0	205	41.0	50	0	1	2	11	194	38.8
2017 TOTALS		16	80	1	3,811	47.6	67	2	24	45	482	3,289	40.6

2016, CLEVELAND

Date	Opp	G	No	Gross			Lg	In		Ret		Net	
				Blk	Yds	Avg		TB	20	Ret	Yds	Yds	Avg
9/11	Phi-L	1	5	0	251	50.2	59	0	0	4	59	192	38.4
9/18	Bal-L	1	5	0	226	45.2	52	0	2	2	22	204	40.8
9/25	at Mia-L	1	5	0	223	44.6	49	0	2	1	13	210	42.0
10/2	at Was-L	1	1	0	55	55.0	55	1	0	0	0	35	35.0
10/9	NE-L	1	6	0	267	44.5	50	0	0	2	12	255	42.5
10/16	at Ten-L	1	7	0	356	50.9	65	1	0	5	30	306	43.7
10/23	at Cin-L	1	5	0	209	41.8	54	0	4	2	3	206	41.2
10/30	NYJ-L	1	5	0	207	41.4	59	0	3	2	15	192	38.4
11/6	Dal-L	1	5	0	220	44.0	59	0	1	3	18	202	41.0
11/10	at Bal-L	1	7	0	300	42.9	54	0	1	3	27	273	39.0
11/20	Pit-L	1	3	0	139	46.3	48	0	2	1	7	132	44.0
11/27	NYG-L	1	8	0	362	45.3	54	0	2	6	42	320	40.0
12/11	Cin-L	1	6	0	276	46.0	54	0	0	3	47	229	38.2
12/18	at Buf-L	1	5	0	222	44.4	53	0	1	4	46	176	35.2
12/24	SD-W	1	6	0	258	43.0	51	0	3	4	20	238	39.7
1/1	at Pit-L	1	4	0	190	47.5	51	0	1	3	15	175	43.8
2016 TOTALS		16	83	0	3,761	45.3	65	2	22	45	376	3,345	40.3

2015, DENVER

Date	Opp	G	No	Gross			Lg	In		Ret		Net	
				Blk	Yds	Avg		TB	20	Ret	Yds	Yds	Avg
9/13	Bal-W	1	5	0	259	51.8	62	0	2	2	32	227	45.4
9/17	at KC-W	1	7	0	314	44.9	56	0	1	4	15	299	42.7
9/27	at Det-W	1	5	0	213	42.6	50	0	3	1	28	185	37.0
10/4	Min-W	1	3	0	141	47.0	50	0	1	1	7	134	44.7
10/11	at Oak-W	1	5	0	211	42.2	44	1	1	1	25	166	33.2
10/18	at Cle-W	1	7	0	319	45.6	57	1	0	3	34	265	37.9
11/1	GB-W	1	3	0	120	40.0	46	0	2	1	9	111	37.0
11/8	at Ind-L	1	5	0	215	43.0	53	0	2	3	2	213	42.6
11/15	KC-L	1	6	0	277	46.2	51	0	0	3	6	271	45.2
11/22	at Chi-W	1	7	0	277	39.6	46	0	3	1	4	273	39.0
11/29	NE-W	1	8	0	347	43.4	59	1	0	4	21	306	38.3
12/06	at SD-W	1	5	0	183	36.6	47	1	2	1	4	159	31.8
12/13	Oak-L	1	4	0	178	44.5	50	0	0	3	29	149	37.3
12/20	at Pit-L	1	6	0	258	43.0	52	0	1	3	23	235	39.2
12/28	Cin-W	1	5	0	217	43.4	54	0	3	4	8	209	41.8
1/3/16	SD-W	1	3	0	134	44.7	53	0	1	1	0	134	44.7
2015 TOTALS		16	84	0	3,663	43.6	62	4	22	36	247	3,336	39.7
1/17/16	Pit-W1	1	6	0	282	47.0	57	1	3	4	20	242	40.3
1/24/16	NE-W2	1	9	0	423	47.0	54	0	4	4	48	375	41.7
2/7/16	Car-W3	1	8	0	367	45.9	54	0	2	3	2	365	45.6
1-AFC Divisional Playoff; 2-AFC Championship; 3-Super Bowl 50, San Francisco													

2014, DENVER

Date	Opp	G	No	Gross			Lg	In		Ret		Net	
				Blk	Yds	Avg		TB	20	Ret	Yds	Yds	Avg
9/7	Ind-W	1	5	0	234	46.8	53	0	1	5	24	210	42.0
9/14	KC-W	1	3	0	132	44.0	53	0	1	2	2	130	43.3
9/21	at Sea-L	1	8	0	378	47.3	58	0	3	5	36	342	42.8
10/5	Ari-W	1	4	0	199	49.8	60	0	2	2	7	192	48.0
10/12	at NYJ-W	1	8	0	352	44.0	53	0	2	4	18	334	41.8
10/19	SF-W	1	4	0	171	42.8	46	0	2	1	4	167	41.8
10/23	SD-W	1	4	0	162	40.5	49	0	3	1	6	156	39.0
11/2	at NE-L	1	3	0	135	45.0	53	0	0	1	84	51	17.0
11/9	at Oak-W	1	5	0	226	45.2	65	1	3	1	4	202	40.4
11/16	at StL-L	1	5	0	183	36.6	45	0	1	2	13	170	34.0
11/23	Mia-W	1	1	0	45	45.0	45	0	0	1	17	28	28.0
11/30	at KC-W	1	4	0	139	34.8	48	0	3	1	0	139	34.8
12/7	Buf-W	1	3	0	149	49.7	53	1	2	0	0	129	43.0
12/14	at SD-W	1	3	0	121	40.3	51	0	0	2	61	60	20.0
12/22	at Cin-L	1	6	0	283	47.2	54	1	2	3	72	191	31.8
12/28	Oak-W	1	3	0	139	46.3	56	1	0	2	23	96	32.0
2014 TOTALS		16	69	0	3,048	44.2	65	4	25	33	371	2,597	37.6
1/11/15	Ind-L1	1	6	0	244	40.7	48	0	1	3	7	237	39.5
1-AFC Divisional Playoff													

BRITTON COLQUITT CONTINUED

2013, DENVER


Date	Opp	G	No	Gross			Lg	TB	In		Ret Net Net		
				Blk	Yds	Avg			20	Ret	Yds	Yds	Avg
9/5	Bal-W	1	7	0	319	45.6	59	1	5	1	13	286	40.9
9/15	at NYG-W	1	5	0	210	42.0	53	0	2	2	13	197	39.4
9/23	Oak-W	1	1	0	37	37.0	37	0	1	0	0	37	37.0
9/29	Phi-W	1	2	0	92	46.0	60	0	1	1	21	71	35.5
10/6	at Dal-W	1	0	0	0	-	-	0	0	0	0	0	-
10/13	Jac-W	1	3	0	129	43.0	48	0	0	2	2	127	42.3
10/20	at Ind-L	1	7	0	331	47.3	53	0	1	3	35	296	42.3
10/27	Was-W	1	3	0	147	49.0	55	0	1	2	36	111	37.0
11/10	at SD-W	1	5	0	233	46.6	59	1	0	0	0	213	42.6
11/17	KC-W	1	6	0	275	45.8	54	0	1	5	33	242	40.3
11/24	at NE-L	1	8	0	325	40.6	49	0	4	3	39	286	35.8
12/1	at KC-W	1	3	0	132	44.0	53	0	2	1	0	132	44.0
12/8	Ten-W	1	2	0	65	32.5	36	0	2	0	0	65	32.5
12/12	SD-L	1	4	0	186	46.5	51	0	1	2	11	175	43.8
12/22	at Hou-W	1	6	0	292	48.7	55	0	1	5	70	222	37.0
12/29	at Oak-W	1	3	1	120	40.0	48	1	1	1	1	99	24.8
2013 TOTALS		16	65	1	2893	44.5	60	3	23	28	274	2,559	38.8
1/12/14	SD-W1	1	0	0	0	-	-	0	0	0	0	0	-
1/19/14	NE-W2	1	1	0	48	48.0	48	1	0	0	0	28	28.0
2/2/14	Sea-L3	1	2	0	60	30.0	31	0	1	0	0	60	30.0

1-AFC Divisional Playoff; 2-AFC Championship; 3-Super Bowl XLVIII, New York

2012, DENVER

Date	Opp	G	No	Gross			Lg	TB	In		Ret Net Net		
				Blk	Yds	Avg			20	Ret	Yds	Yds	Avg
9/9	Pit-W	1	2	0	90	45.0	46	0	1	2	23	67	33.5
9/17	at Atl-W	1	5	0	251	50.2	67	0	3	1	-2	253	50.6
9/23	Hou-W	1	8	0	379	47.4	56	1	3	4	19	340	42.5
9/30	Oak-W	1	0	0	0	-	-	0	0	0	0	0	-
10/7	at NE-W	1	3	0	137	45.7	51	1	2	1	5	112	37.3
10/15	at SD-W	1	5	0	223	44.6	56	0	2	4	14	209	41.8
10/28	NO-L	1	5	0	232	46.4	55	1	3	1	-1	213	42.6
11/4	at Cin-W	1	3	0	140	46.7	49	0	1	3	-1	141	47.0
11/11	at Car-W	1	6	0	288	48.0	60	0	3	3	10	278	46.3
11/18	SD-W	1	5	0	252	50.4	58	1	1	2	10	222	44.4
11/25	at KC-L	1	4	0	175	43.8	51	0	0	2	29	146	36.5
12/2	TB-W	1	5	0	224	44.8	55	0	3	1	15	209	41.8
12/6	at Oak-W	1	2	0	89	44.5	53	0	2	1	8	81	40.5
12/16	at Bal-L	1	8	0	344	43.0	49	0	2	5	52	292	36.5
12/23	Cle-W	1	3	0	147	49.0	56	0	0	2	11	136	45.3
12/30	KC-W	1	3	0	134	44.7	53	0	1	1	11	123	41.0
2012 TOTALS		16	67	0	3105	46.3	67	4	27	33	203	2,822	42.1
1/12/13	Bal-L1	1	5	0	244	48.8	59	0	3	3	22	222	44.4

1-AFC Divisional Playoff



AUSTIN CORBETT

POSITION | OFFENSIVE LINE
SCHOOL | NEVADA
HT 6-3 | **WT** 306
BORN | 9/5/95
ACQUIRED | D2A - '18
NFL EXPERIENCE | ROOKIE

63

TRANSACTIONS


Selected by the Cleveland Browns in the second round (33rd overall) of the 2018 NFL Draft.

2018: Played in 11 games, making first career start as extra OL vs. Bal. (10/17)...**(9/9) vs Pit:** Inactive (coach's decision)...**(9/16) at NO:** In NFL debut, contributed as extra OL and on FG protect...**(9/20) vs NYJ:** In 21-17 primetime victory, contributed as extra OL and on FG protect...**(9/30) at Oak:** Inactive (coach's decision)...**(10/7) vs Bal:** During 12-9 OT division win, started first NFL game as extra OL in jumbo set...Contributed on FG protect...**(10/14) vs LAC:** Contributed as extra OL and on FG protect...**(10/21) at TB:** Contributed as extra OL and on FG protect...**(10/28) at Pit:** Contributed on FG protect...**(11/4) vs KC:** Contributed on FG protect...**(11/11) vs Atl:** In 28-16 win, contributed on FG protect...**(11/25) at Cin:** During 35-20 division victory on road, contributed as extra OL in jumbo sets and on FG protect...Helped Browns go back-to-back weeks with zero sacks allowed for first time since 2007...**(12/2) at Hou:** Inactive (foot)...**(12/9) vs Car:** Inactive (foot)...**(12/15) at Den:** Inactive (foot)...**(12/23) vs Cin:** Completing sweep of Bengals with 26-18 win, contributed as extra OL and on special teams...**(12/30) at Bal:** Contributed on FG protect.

AUSTIN CORBETT CAREER STATISTICS

<u>Year</u>	<u>Team</u>	<u>GP</u>	<u>GS</u>
2018	Cleveland	11	1

CAREER MILESTONES: **NFL debut:** at NO, 9/16/18. **First NFL start:** vs. Bal., 10/7/18.



CARL DAVIS

POSITION | DEFENSIVE LINE
SCHOOL | IOWA
HT 6-5 | **WT** 320
BORN | 3/2/1992
ACQUIRED | WAIVERS (BAL) - '18
NFL EXPERIENCE | 4TH YEAR

94

TRANSACTIONS

Drafted by the Baltimore Ravens in the third round (90th overall) of the 2015 NFL Draft...Waived by Baltimore on Sept. 1, 2018...Signed by the Cleveland Browns on Sept. 2, 2018.

2018: Played in five games, notching one assisted tackle...(9/9) vs Pit: Active, did not play...(9/16) at NO: In Browns debut, notched one assisted tackle...(9/20) vs NYJ: In 21-17 primetime victory, contributed on defense and special teams...(9/30) at Oak: Contributed on defense and special teams...(10/7) vs Bal: During 12-9 OT division win, contributed on defense...(10/14) vs LAC: Inactive (coach's decision)...(10/21) at TB: Inactive (coach's decision)...(10/28) at Pit: Inactive (coach's decision)...(11/4) vs KC: Contributed on defense...(11/11) vs Atl: Inactive (coach's decision)...(11/25) at Cin: Inactive (coach's decision)...(12/2) at Hou: Inactive (coach's decision)...(12/9) vs Car: Inactive (coach's decision)...(12/15) at Den: Inactive (coach's decision)...(12/23) vs Cin: Inactive (coach's decision)...(12/30) at Bal: Inactive (coach's decision).

CARL DAVIS CAREER STATISTICS

Year	Team	GP	GS	Tot	TACKLES				INTERCEPTIONS				FUMBLES			
					Solo	Asst	Sk	Yds	No	Yds	Lg	TD	PD	FF	FR	Yds
2015	Baltimore	13	3	11	4	7	0.0	0.0	0	0	-	0	2	0	0	0
2016	Baltimore	***injured reserve -- ankle***														
2017	Baltimore	15	9	19	12	7	0.5	7.0	0	0	-	0	1	0	0	0
2018	Cleveland	5	0	1	0	1	0.0	0.0	0	0	-	0	0	0	0	0
NFL totals (four years)		33	12	31	16	15	0.5	7.0	0	0	-	0	3	0	0	0

ADDITIONAL STATISTICS: Career sacks - Marcus Mariota (0.5).

SINGLE-GAME HIGHS & CAREER MILESTONES: TACKLES: Total - 3, four times; last: vs. Det., 12/3/17. Solo - 3, twice: at Jax., 9/24/17; vs. Pit., 10/1/17. SACKS: 0.5, at Ten., 11/5/17. FUMBLES: Forced - None. Recoveries - None. INTERCEPTIONS: None. PASSES DEFENSED: 1, three times; last: at Cle., 12/17/17. NFL debut: at Den., 9/13/15. First NFL start: vs. Cin., 9/27/15.

CARL DAVIS GAME-BY-GAME STATISTICS

2018, CLEVELAND

Date	Opp	GP	GS	Tot	So	Asst	Sk	Yd	Int	Yd	Lg	TD	PD	FF	FR	
9/9	Pit-T	***active, did not play***														
9/16	at NO-L	1		1	0	1	0.0	0.0	0	0	-	0	0	0	0	
9/20	NYJ-W	1		0	0	0	0.0	0.0	0	0	-	0	0	0	0	
9/30	at Oak-L	1		0	0	0	0.0	0.0	0	0	-	0	0	0	0	
10/7	Bal-W	1		0	0	0	0.0	0.0	0	0	-	0	0	0	0	
10/14	LAC-L	***inactive -- coach's decision***														
10/21	at TB-L	***inactive -- coach's decision***														
10/28	at Pit-L	***inactive -- coach's decision***														
11/4	KC-L	1		0	0	0	0.0	0.0	0	0	-	0	0	0	0	
11/11	Atl-W	***inactive -- coach's decision***														
11/25	at Cin-W	***inactive -- coach's decision***														
12/2	at Hou-L	***inactive -- coach's decision***														
12/9	Car-W	***inactive -- coach's decision***														
12/15	at Den-W	***inactive -- coach's decision***														
12/23	Cin-W	***inactive -- coach's decision***														
12/30	at Bal-L	***inactive -- coach's decision***														
2018 TOTALS		5	0	1	0	1	0.0	0	0	0	-	0	0	0	0	

CARL DAVIS CONTINUED

2017, BALTIMORE

<u>Date</u>	<u>Opp</u>	<u>GP</u>	<u>GS</u>	<u>Tot</u>	<u>So</u>	<u>Asts</u>	<u>Sk</u>	<u>Yd</u>	<u>Int</u>	<u>Yd</u>	<u>Lg</u>	<u>TD</u>	<u>PD</u>	<u>FF</u>	<u>FR</u>
9/10	at Cin-W	1	DL	0	0	0	0.0	0	0	0	-	0	0	0	0
9/17	Cle-W	1	DL	2	2	0	0.0	0	0	0	-	0	0	0	0
9/24	at Jax-L	1	DL	3	3	0	0.0	0	0	0	-	0	0	0	0
10/1	Pit-L	1	DL	3	3	0	1.0	0	0	0	-	0	0	0	0
10/8	at Oak-W	1	DL	0	0	0	0.0	0	0	0	-	0	0	0	0
10/15	Chi-L														
10/22	at Min-L	1	DL	0	0	0	0.0	0	0	0	-	0	0	0	0
10/26	Mia-W	1	DL	1	1	0	0.0	0	0	0	-	0	0	0	0
11/5	at Ten-L	1	DL	1	0	1	0.5	7	0	0	-	0	0	0	0
11/19	at GB-W	1	DL	1	0	1	0.0	0	0	0	-	0	0	0	0
11/27	Hou-W	1	DL	2	1	1	0.0	0	0	0	-	0	0	0	0
12/3	Det-W	1	DL	3	1	2	0.0	0	0	0	-	0	0	0	0
12/10	at Pit-L	1	DL	1	0	1	0.0	0	0	0	-	0	0	0	0
12/17	at Cle-W	1	DL	0	0	0	1.0	0	0	0	-	0	1	0	0
12/23	Ind-W	1	DL	0	0	0	0.0	0	0	0	-	0	0	0	0
12/31	Cin-L	1	DL	2	1	1	0.0	0	0	0	-	0	0	0	0
2017 TOTALS		15	9	19	12	7	0.5	7	0	0	-	0	1	0	0

2015, BALTIMORE

<u>Date</u>	<u>Opp</u>	<u>GP</u>	<u>GS</u>	<u>Tot</u>	<u>So</u>	<u>As</u>	<u>Sk</u>	<u>Yd</u>	<u>Int</u>	<u>Yd</u>	<u>Lg</u>	<u>TD</u>	<u>PD</u>	<u>FF</u>	<u>FR</u>
9/13	at Den-L	1		3	2	1	0.0	0	0	0	-	0	1	0	0
9/20	at Oak-L	1		0	0	0	0.0	0	0	0	-	0	1	0	0
9/27	Cin-L	1	DL	1	0	1	0.0	0	0	0	-	0	0	0	0
10/1	at Pit-W	1	DL	1	1	0	0.0	0	0	0	-	0	0	0	0
10/11	Cle-L	1	DL	1	0	1	0.0	0	0	0	-	0	0	0	0
10/18	at SF-L	1		0	0	0	0.0	0	0	0	-	0	0	0	0
10/26	at Ari-L	1		2	1	1	0.0	0	0	0	-	0	0	0	0
11/1	SD-W	1		1	0	1	0.0	0	0	0	-	0	0	0	0
11/15	Jax-L	1		1	0	1	0.0	0	0	0	-	0	0	0	0
11/22	StL-W	1		0	0	0	0.0	0	0	0	-	0	0	0	0
11/30	at Cle-W														
12/6	at Mia-L														
12/13	Sea-L														
12/20	KC-L	1		1	0	1	0.0	0	0	0	-	0	0	0	0
12/27	Pit-W	1		0	0	0	0.0	0	0	0	-	0	0	0	0
1/3	at Cin-L	1		0	0	0	0.0	0	0	0	-	0	0	0	0
2015 TOTALS		13	3	11	4	7	0.0	0	0	0	-	0	2	0	0



SETH DeVALVE

POSITION | TIGHT END
SCHOOL | PRINCETON
HT 6-3 | **WT** 245
BORN | 1/29/93
ACQUIRED | D4D - '16
NFL EXPERIENCE | 3RD YEAR

87

TRANSACTIONS

Selected by the Cleveland Browns in the fourth round (138th overall) of the 2016 NFL Draft.

2018: Played in 13 games with four starts...Logged five catches for 74 yards and one TD...Added three special teams tackles... Inactive Weeks 2-4 (hamstring)...**(9/9) vs Pit:** Started at TE and contributed on special teams...**(10/7) vs Bal:** During 12-9 OT division win, caught one pass for 26 yards...**(10/14) vs LAC:** Contributed at TE and on special teams...Notched one special teams tackle...**(10/28) at Pit:** Caught two passes for 28 yards, including 24-yard TD in fourth quarter for his fourth career and first of season...Added one special teams tackle...**(11/11) vs Atl:** In 28-16 win, notched one assisted special teams tackle...**(12/2) at Hou:** Started at TE, catching one pass for 19 yards to set up Browns TD in third quarter...**(12/9) vs Car:** In 26-20 win, started at TE and contributed on special teams...**(12/23) vs Cin:** Completing sweep of Bengals with 26-18 win, started at TE, catching one pass for 1 yard.

SETH DeVALVE CAREER STATISTICS

Year	Team	RECEIVING							RUSHING				
		GP	GS	No	Yds	Avg	Lg	TD	Att	Yds	Avg	Lg	TD
2016	Cleveland	12	2	10	127	12.7	25t	2	0	0	0	-	0
2017	Cleveland	16	4	33	395	12.0	49	1	0	0	0	-	0
2018	Cleveland	13	4	5	74	14.8	26	1	0	0	0	-	0
NFL Totals (three years)		41	10	48	596	12.4	49	4	0	0	0	-	0

ADDITIONAL STATISTICS: 100-yard receiving games - None. Multiple-TD games - None. FUMBLES - 1 (1 lost) in 2017. Misc. tackles - 1 in 2016. Special teams tackles - 1 in 2016; 4 in 2017; 3 in 2018; NFL totals: 8.

SINGLE-GAME HIGHS & CAREER MILESTONES: RECEIVING: Receptions - 4, twice: vs. Pit., 9/10/17; at Det., 11/12/17. Yards - 70, at Det., 11/12/17. TDs - 1, four times; last: at Pit., 10/28/18. Long - 49, at Bal., 9/17/17. NFL debut: at Phi., 9/11/16. First NFL start: vs. NYJ, 10/30/16. First NFL reception: vs. NYJ, 10/30/16 (5 yards, J. McCown).

SETH DeVALVE GAME-BY-GAME STATISTICS

2018, CLEVELAND

Date	Opp	GP	GS	No	Yds	Avg	Lg	TD
9/9	Pit-T	1	TE	0	0	-	-	0
9/16	at NO-L	***inactive -- hamstring***						
9/20	NYJ-W	***inactive -- hamstring***						
9/30	at Oak-L	***inactive -- hamstring***						
10/7	Bal-W	1		1	26	26.0	26	0
10/14	LAC-L	1		0	0	-	-	0
10/21	at TB-L	1		0	0	-	-	0
10/28	at Pit-L	1		2	28	14.0	24t	1
11/4	KC-L	1		0	0	-	-	0
11/11	Atl-W	1		0	0	-	-	0
11/25	at Cin-W	1		0	0	-	-	0
12/2	at Hou-L	1	TE	1	19	19.0	19	0
12/9	Car-W	1	TE	0	0	-	-	0
12/15	at Den-W	1		0	0	-	-	0
12/23	Cin-W	1	TE	1	1	1.0	1	0
12/30	at Bal-L	1		0	0	-	-	0
2018 TOTALS		13	4	5	74	14.8	26	1


SETH DeVALVE CONTINUED

2017, CLEVELAND

Date	Opp	GP	GS	No	Yds	Avg	Lg	TD
9/10	Pit-L	1	TE	4	42	10.5	21	0
9/17	at Bal-L	1		2	61	30.5	49	0
9/24	at Ind-L	1		2	29	14.5	20	0
10/1	Cin-L	1		1	2	2.0	2	0
10/8	NYJ-L	1	TE	3	24	8.0	17	0
10/15	at Hou-L	1		2	9	4.5	6	1
10/22	Ten-L	1		2	27	13.5	17	0
10/29	Min-L	1		1	0	0.0	0	0
11/12	at Det-L	1		4	70	17.5	35	0
11/19	Jax-L	1		1	5	5.0	5	0
11/26	at Cin-L	1	TE	2	33	16.5	24	0
12/3	at LAC-L	1	TE	2	33	16.5	25	0
12/10	GB-L	1		2	16	8.0	11	0
12/17	Bal-L	1		2	32	16.0	23	0
12/24	at Chi-L	1		3	12	4.0	5	0
12/31	at Pit-L	1		0	0	-	-	0
2017 TOTALS		16	4	33	395	12.0	49	1

2016, CLEVELAND

Date	Opp	GP	GS	No	Yds	Avg	Lg	TD
9/11	at Phi-L	1		0	0	-	-	0
9/18	Bal-L	1		0	0	-	-	0
9/25	at Mia-L	1		0	0	-	-	0
10/2	at Was-L			***inactive -- knee***				
10/9	NE-L			***inactive -- knee***				
10/16	at Ten-L			***inactive -- knee***				
10/23	at Cin-L			***inactive -- knee***				
10/30	NYJ-L	1	TE	1	5	5.0	5	0
11/6	Dal-L	1		0	0	-	-	0
11/10	at Bal-L	1		1	25	25.0	25t	1
11/20	Pit-L	1		1	8	8.0	8	0
11/27	NYG-L	1		3	39	13.0	21	0
12/11	Cin-L	1	TE	1	11	11.0	11	0
12/18	at Buf-L	1		1	6	6.0	6	0
12/24	SD-W	1		1	21	21.0	21	0
1/1	at Pit-L	1		1	12	12.0	12t	1
2016 TOTALS		12	2	10	127	12.7	25t	2



DARREN FELLS

POSITION | TIGHT END
SCHOOL | UC-IRVINE
HT 6-7 | **WT** 270
BORN | 4/22/86
ACQUIRED | UFA (DET.) - '18
NFL EXPERIENCE | 5TH YEAR

88

TRANSACTIONS

Signed by the Seattle Seahawks on March 6, 2013...Waived by the Seahawks on May 8, 2013...Signed by the Seahawks on May 20, 2013...Waived by the Seahawks on Aug. 31, 2013...Signed to the Arizona Cardinals' practice squad on Oct. 9, 2013...Elevated to the Cardinals' active roster on Jan. 1, 2014...Signed by the Cardinals on Feb. 1, 2016...Signed by the Detroit Lions as an unrestricted free agent on March 11, 2017...Signed by the Cleveland Browns as an unrestricted free agent on March 15, 2018.

2018: Started 11 of 16 games, tying a career best with three TDs...Compiled 11 catches for 117 yards, including career-long 49-yard TD at Oak. (9/30)...Logged one special teams stop...(9/9) vs Pit: Started at TE in Browns debut, registering one catch for 12 yards...(9/16) at NO: Started at TE, recording two catches for 15 yards...(9/20) vs NYJ: In 21-17 primetime victory, started at TE and contributed on special teams...(9/30) at Oak: Caught career-long 49-yard TD pass in second quarter, his first score with Browns...Added one special teams stop...(10/7) vs Bal: During 12-9 OT division win, started at TE, catching one pass for 8 yards...(10/28) at Pit: Started at TE, collecting one reception for 6 yards...(11/25) at Cin: During 35-20 division victory on road, started at TE, catching a 6-yard TD in third quarter to provide Browns 35-7 lead...Marked second TD of season and ninth career...(12/9) vs Car: In 26-20 win, started at TE and contributed on special teams...(12/23) vs Cin: Completing sweep of Bengals with 26-18 win, started at TE, collecting three receptions for 18 yards with one TD...His 1-yard TD catch gave Browns a 13-0 lead in second quarter and marked his third of season, tying his career best and recording 10th overall...(12/30) at Bal: Started at TE, catching one pass for 3 yards.

DARREN FELLS CAREER STATISTICS

Year	Team	RECEIVING							RUSHING				
		GP	GS	No	Yds	Avg	Lg	TD	Att	Yds	Avg	Lg	TD
2014	Arizona	10	5	5	71	14.2	24	0	0	0	0	-	0
2015	Arizona	14	12	21	311	14.8	48	3	0	0	0	-	0
2016	Arizona	14	7	14	154	11.0	37t	1	0	0	0	-	0
2017	Detroit	16	13	17	177	10.4	23	3	0	0	0	-	0
2018	Cleveland	16	11	11	117	10.6	49t	3	0	0	0	-	0
NFL Totals (five years)		70	48	68	830	12.2	49t	10	0	0	0	-	0

ADDITIONAL STATISTICS: 100-yard receiving games - None. Multiple-TD games - 1 (2), vs. Car., 10/18/17. FUMBLES - None. Misc. tackles - 1 in 2017; 1 in 2014; NFL Totals: 2. Special teams tackles - 1 in 2018.

SINGLE-GAME HIGHS & CAREER MILESTONES: RECEIVING: Receptions - 4, three times; last: at Min., 10/1/17. Yards - 82, vs. NO, 9/13/15. TDs - 2, vs. Car., 10/8/17. Long - 49t, at Oak., 9/30/18. NFL debut: vs. SF, 9/21/14. First NFL start: vs. SF, 9/21/14. First NFL reception: at StL., 12/11/14 (6 yards, D. Stanton).

DARREN FELLS GAME-BY-GAME STATISTICS

2018, CLEVELAND

Date	Opp	GP	GS	No	Yds	Avg	Lg	TD
9/9	Pit-T	1	TE	1	12	12.0	12	0
9/16	at NO-L	1	TE	2	15	7.5	9	0
9/20	NYJ-W	1	TE	0	0	-	-	0
9/30	at Oak-L	1		1	49	49.0	49t	1
10/7	Bal-W	1	TE	1	8	8.0	8	0
10/14	LAC-L	1		0	0	-	-	0
10/21	at TB-L	1		0	0	-	-	0
10/28	at Pit-L	1	TE	1	6	6.0	6	0
11/4	KC-L	1		0	0	-	-	0
11/11	Atl-W	1	TE	0	0	-	-	0
11/25	at Cin-W	1	TE	1	6	6.0	6t	1
12/2	at Hou-L	1	TE	0	0	-	-	0
12/9	Car-W	1	TE	0	0	-	-	0
12/15	at Den-W	1		0	0	-	-	0
12/23	Cin-W	1	TE	3	18	6.0	9	1
12/30	at Bal-L	1	TE	1	3	3.0	3	0
2018 TOTALS		16	11	11	117	10.6	49t	3

2016, ARIZONA

Date	Opp	GP	GS	No	Yds	Avg	Lg	TD
9/11	NE-L	1		0	0	-	-	0
9/18	at TB-W	1	TE	4	31	7.8	11	0
9/25	Buf-L	1		2	15	7.5	8	0
10/2	at LAR-L	1	TE	2	7	3.5	5	0
10/6	SF-W	1		0	0	-	-	0
10/17	at NYJ-W	1	TE	1	8	8.0	8	0
10/23	Sea-T	1	TE	0	0	-	-	0
10/30	at Car-L	1		0	0	-	-	0
11/13	SF-W	1	TE	0	0	-	-	0
11/20	at Min-L	1	TE	1	22	22.0	22	0
11/27	Atl-L	1	TE	0	0	-	-	0
12/4	at Was-W	1		1	9	9.0	9	0
12/11	at Mia-L	1		1	12	12.0	12	0
12/18	NO-L	1		1	13	13.0	13	0
12/24	at Sea-W	1		0	0	-	-	0
1/1	LAR-W	1		1	37	37.0	37	1
2016 TOTALS		14	7	14	154	11.0	37	1

2017, DETROIT

Date	Opp	GP	GS	No	Yds	Avg	Lg	TD
9/10	Ari-LW	1	TE	0	0	-	-	0
9/18	at NYG-W	1	TE	1	3	3.0	3	0
9/24	Atl-L	1	TE	1	8	8.0	8	0
10/1	at Min-W	1	TE	4	40	10.0	10	0
10/8	Car-L	1	TE	2	24	12.0	T20	2
10/15	at NO-L	1	TE	2	26	13.0	T22	1
10/29	Pit-L	1	TE	1	12	12.0	12	0
11/6	at GB-W	1	TE	1	10	0.0	10	0
11/12	Cle-W	1		0	0	-	-	0
11/19	at Chi-W	1		1	9	9.0	9	0
11/23	Min-L	1		0	0	-	-	0
12/3	at Bal-L	1	TE	2	10	5.0	8	0
12/10	at TB-W	1	TE	1	23	8.0	11	0
12/16	Chi-W	1	TE	0	0	-	-	0
12/24	at Cin-L	1	TE	0	0	-	-	0
12/31	GB-W	1	TE	1	12	12.0	12	0
2017 TOTALS		16	13	17	177	10.4	23	3

2015, ARIZONA

Date	Opp	GP	GS	No	Yds	Avg	Lg	TD
9/13	No-W	1	TE	4	82	20.5	48	1
9/20	at Chi-W	1	TE	0	0	-	-	0
9/27	SF-W	1	TE	1	13	13.0	13	0
10/4	StL-L	1	TE	1	17	17.0	17	0
10/11	at Det-W	1	TE	2	25	12.5	T14	1
10/18	at Pit-L	1	TE	1	9	9.0	9	0
10/26	Bal-W			0	0	-	-	0
11/1	at Cle-W			0	0	-	-	0
11/15	at Sea-W	1	TE	3	21	7.0	9	0
11/22	Cin-W	1	TE	1	18	18.0	T18	1
11/29	at SF-W	1		0	0	-	-	0
12/6	at StL-W	1		1	22	22.0	22	0
12/10	Min-W	1	TE	3	43	14.3	26	0
12/20	at Phi-W	1	TE	3	54	18.0	36	0
12/27	GB-W	1	TE	0	0	-	-	0
1/3	Sea-L	1	TE	1	7	7.0	7	0
2015 TOTALS		14	12	21	311	14.8	48	3
1/16/16	GB-W1	1	TE	2	14	7.0	11	0
1/24/16	at Car-L2	1		2	36	18.0	T21	1

1-NFC Divisional Playoff; 2-NFC Championship

DARREN FELLS CONTINUED

2014, ARIZONA

<u>Date</u>	<u>Opp</u>	<u>GP</u>	<u>GS</u>	<u>No</u>	<u>Yds</u>	<u>Avg</u>	<u>Lg</u>	<u>TD</u>
9/8	SD-W			0	0	-	-	0
9/14	at NYG-W			0	0	-	-	0
9/21	SF-W	1	TE	0	0	-	-	0
10/5	at Den-L			0	0	-	-	0
10/12	Was-W	1		0	0	-	-	0
10/19	at Oak-W	1		0	0	-	-	0
10/26	Phi-W	1		0	0	-	-	0
11/2	at Dal-W			0	0	-	-	0
11/9	StL-W			0	0	-	-	0
11/16	Det-W			0	0	-	-	0
11/23	at Sea-L	1		0	0	-	-	0
11/30	at Atl-L	1		0	0	-	-	0
12/7	KC-W	1	TE	0	0	-	-	0
12/11	at StL-W	1	TE	1	6	6.0	6	0
12/21	Sea-L	1	TE	2	26	13.0	15	0
12/28	at SF-L	1	TE	2	29	19.5	24	0
2014 TOTALS	10	5	5	71	14.2	24	0	
1/3/15	at Car-L1	1	TE	1	1	1.0	1	1

1-NFC Wild Card



E.J. GAINES

POSITION | DEFENSIVE BACK
SCHOOL | MISSOURI
HT 5-10 | **WT** 191
BORN | 2/23/92
ACQUIRED | UFA (BUF.) - '18
NFL EXPERIENCE | 5TH YEAR

28

TRANSACTIONS

Selected by the St. Louis Rams in the sixth round (188th overall) of the 2014 NFL Draft...Traded from the Los Angeles Rams to the Buffalo Bills on Aug. 11, 2017...Signed by the Cleveland Browns as an unrestricted free agent on March 23, 2018.

2018: Played in six games with two starts, registering 12 tackles (10 solo), one interception and three passes defended...Inactive Week 1 (knee) and Weeks 7-8 (concussion)...Placed on injured reserve (concussion) prior to Week 10...**(9/16)** at **NO**: In Browns debut, contributed on special teams...**(9/20)** vs **NYJ**: In 21-17 primetime victory, logged special teams tackle on kickoff...**(9/30)** at **Oak**: Recorded five tackles (three solo) and one INT, first with Browns...Picked off Derek Carr at end of second quarter in red zone to halt Raiders' scoring threat...**(10/7)** vs **Bal**: During 12-9 OT division win, started at CB, totaling four solo tackles and two passes defended...**(10/14)** vs **LAC**: Started at CB, collecting two solo tackles and one tackle for loss...**(11/4)** vs **KC**: Logged one solo tackle...Sustained concussion in first quarter.

E.J. GAINES CAREER STATISTICS

Year	Team	GP	GS	TACKLES					INTERCEPTIONS					FUMBLES		
				Tot	Solo	Asst	Sk	Yds	No	Yds	Lg	TD	PD	FF	FR	Yds
2014	St. Louis	15	15	70	63	7	0.0	0.0	2	0	0	0	14	0	2	0
2015	St. Louis	0	0	0	0	0	0.0	0.0	0	0	-	0	0	0	0	0
2016	LA Rams	11	10	56	47	9	0.0	0.0	0	0	-	0	7	1	1	0
2017	Buffalo	11	11	59	48	11	0.0	0.0	1	1	1	0	9	3	0	0
2018	Cleveland	6	2	12	10	2	0.0	0.0	1	0	0	0	3	0	0	0
NFL totals (five years)		43	38	197	168	29	0.0	0.0	4	1	1	0	33	4	3	0

ADDITIONAL STATISTICS: Interceptions - Derek Carr (2), Nick Foles (1), Tyrod Taylor (1). Sacks - None. Special-teams tackles - 1 in 2018.

SINGLE-GAME HIGHS & CAREER MILESTONES: TACKLES: Total - 10, at NO, 11/27/16. Solo - 8, at LAC, 11/19/17. INTERCEPTIONS: 1, four times; last: at Oak., 9/30/18. Yards - 2, three times; last: at Ari., 10/2/16. Long - 2, three times; last: at Ari., 10/2/16. TDs - None. FUMBLES: Forced - 1, four times; last: at Mia., 12/31/17. Recovered - 1, three times; last: at NYG, 12/23/16. PASSES DEFENSED: 3, twice; last: vs. Den., 9/24/17. SACKS: None. NFL debut: vs. Min., 9/7/14. First NFL start: vs. Min., 9/7/14. First NFL interception: vs. Phi., 10/5/14.

E.J. GAINES GAME-BY-GAME STATISTICS

2018, CLEVELAND

Date	Opp	GP	GS	Tot	So	Asst	Sk	Yd	Int	Yd	Lg	TD	PD	FF	FR
9/9	Pit-T														
inactive -- knee															
9/16	at NO-L	1		0	0	0	0.0	0.0	0	0	-	0	0	0	0
9/20	NYJ-W	1		0	0	0	0.0	0.0	0	0	-	0	0	0	0
9/30	at Oak-L	1		5	3	2	0.0	0.0	1	0	0	0	1	0	0
10/7	Bal-W	1	CB	4	4	0	0.0	0.0	0	0	-	0	2	0	0
10/14	LAC-L	1	CB	2	2	0	0.0	0.0	0	0	-	0	0	0	0
10/21	at TB-L														
inactive -- concussion															
10/28	at Pit-L														
inactive -- concussion															
11/4	KC-L	1		1	1	0	0.0	0.0	0	0	-	0	0	0	0
11/11	Atl-W														
injured reserve -- concussion															
11/25	at Cin-W														
injured reserve -- concussion															
12/2	at Hou-L														
injured reserve -- concussion															
12/9	Car-W														
injured reserve -- concussion															
12/15	at Den-W														
injured reserve -- concussion															
12/23	Cin-W														
injured reserve -- concussion															
12/30	at Bal-L														
injured reserve -- concussion															
2018 TOTALS		6	2	12	10	2	0.0	0.0	1	0	0	0	3	0	0

E.J. GAINES CONTINUED

2017, BUFFALO

Date	Opp	GP	GS	Tot	So	As	Sk	Yd	Int	Yd	Lg	TD	PD	FF	FR
9/10	NYJ-W	1	DB	5	3	2	0.0	0.0	0	0	-	0	0	0	0
9/17	at Car-L	1	DB	4	2	2	0.0	0.0	0	0	-	0	2	0	0
9/24	Den-W	1	DB	7	6	1	0.0	0.0	1	1	1	0	0	1	0
10/1	at Atl-W	1	DB	3	2	1	0.0	0.0	0	0	-	0	1	1	0
10/8	at Cin-L					***inactive -- hamstring***									
10/22	TB-W	1	DB	5	5	0	0.0	0.0	0	0	-	0	1	0	0
10/29	Oak-W					***inactive -- hamstring***									
11/2	at NYJ-L					***inactive -- hamstring***									
11/12	NO-L					***inactive -- hamstring***									
11/19	at LAC-L	1	DB	9	8	1	0.0	0.0	0	0	-	0	0	0	0
11/26	at KC-W	1	DB	8	7	1	0.0	0.0	0	0	-	0	0	0	0
12/3	NE-L	1	DB	2	2	0	0.0	0.0	0	0	-	0	0	0	0
12/10	Ind-W	1	DB	6	4	2	0.0	0.0	0	0	-	0	0	0	0
12/17	Mia-W	1	DB	2	2	0	0.0	0.0	0	0	-	0	1	0	0
12/24	at NE-L					***inactive -- knee***									
12/31	at Mia-W	1	DB	8	7	1	0.0	0.0	0	0	-	0	2	1	0
2017 TOTALS		11	11	59	48	11	0.0	0.0	1	1	1	0	9	3	0
1/7	at Jax-L	1	DB	2	1	1	0.0	0.0	0	0	-	0	0	0	0

1-AFC Wild Card

2016, LOS ANGELES (RAMS)

Date	Opp	GP	GS	Tot	So	As	Sk	Yd	Int	Yd	Lg	TD	PD	FF	FR
9/12	at SF-L					***inactive -- hamstring***									
9/18	Sea-W					***inactive -- hamstring***									
9/25	at TB-W					***inactive -- hamstring***									
10/2	at Ari-W	1		7	6	1	0.0	0.0	0	0	-	0	2	0	0
10/9	Buf-L	1	DB	3	3	0	0.0	0.0	0	0	-	0	1	0	0
10/16	at Det-L	1	DB	5	4	1	0.0	0.0	0	0	-	0	0	0	0
10/23	NYG-L	1	DB	4	4	0	0.0	0.0	0	0	-	0	2	0	1
11/6	Car-L	1	DB	6	6	0	0.0	0.0	0	0	-	0	1	0	0
11/13	at NYJ-W	1	DB	5	4	1	0.0	0.0	0	0	-	0	0	0	0
11/20	Mia-L	1	DB	3	3	0	0.0	0.0	0	0	-	0	1	0	0
11/27	at NO-L	1	DB	10	6	4	0.0	0.0	0	0	-	0	0	0	0
12/4	at NE-L	1	DB	3	1	2	0.0	0.0	0	0	-	0	0	0	0
12/11	Atl-L					***inactive -- thigh***									
12/15	at Sea-L					***inactive -- thigh***									
12/24	SF-L	1	DB	7	7	0	0.0	0.0	0	0	-	0	0	1	1
1/1	Ari-L	1	DB	3	3	0	0.0	0.0	0	0	-	0	0	0	0
2016 TOTALS		11	10	56	47	9	0.0	0.0	1	14	14	0	7	1	1

2015, ST. LOUIS

Date	Opp	GP	GS	Tot	So	As	Sk	Yd	Int	Yd	Lg	TD	PD	FF	FR
9/13	Cin-L					***injured reserve -- Lisfranc (foot)***									
9/20	Bal-W					***injured reserve -- Lisfranc (foot)***									
9/27	at Cle-W					***injured reserve -- Lisfranc (foot)***									
10/4	at Chi-L					***injured reserve -- Lisfranc (foot)***									
10/11	Den-L					***injured reserve -- Lisfranc (foot)***									
10/25	at SD-W					***injured reserve -- Lisfranc (foot)***									
11/1	NYJ-W					***injured reserve -- Lisfranc (foot)***									
11/8	at Pit-L					***injured reserve -- Lisfranc (foot)***									
11/15	Min-L					***injured reserve -- Lisfranc (foot)***									
11/22	at Det-L					***injured reserve -- Lisfranc (foot)***									
11/29	at Ten-W					***injured reserve -- Lisfranc (foot)***									
12/6	KC-L					***injured reserve -- Lisfranc (foot)***									
12/13	at Den-W					***injured reserve -- Lisfranc (foot)***									
12/20	GB-L					***injured reserve -- Lisfranc (foot)***									
12/24	SD-W					***injured reserve -- Lisfranc (foot)***									
1/3	at KC-L					***injured reserve -- Lisfranc (foot)***									
2015 TOTALS		0	0	0	0	0	0.0	0.0	0	0	-	0	0	0	0

2014, ST. LOUIS

Date	Opp	GP	GS	Tot	So	As	Sk	Yd	Int	Yd	Lg	TD	PD	FF	FR
9/7	Min-L	1	DB	3	3	1	0.0	0.0	0	0	-	0	1	0	0
9/14	at TB-W	1	DB	5	5	0	0.0	0.0	0	0	-	0	0	0	0
9/21	Dal-L	1	DB	0	0	0	0.0	0.0	0	0	-	0	0	0	0
10/5	at Phi-L	1	DB	4	4	0	0.0	0.0	1	0	0	0	2	0	1
10/13	SF-L	1	DB	3	2	1	0.0	0.0	0	0	-	0	1	0	0
10/19	Sea-W	1	DB	6	6	0	0.0	0.0	0	0	-	0	1	0	0
10/26	at KC-L	1	DB	8	7	1	0.0	0.0	0	0	-	0	0	0	0
11/2	at SF-W	1	DB	6	6	0	0.0	0.0	0	0	-	0	1	0	0
11/9	at Ari-L	1	DB	4	3	1	0.0	0.0	0	0	-	3	0	0	0
11/16	Den-W	1	DB	8	6	2	0.0	0.0	0	0	-	2	0	0	0
11/23	at SD-L	1	DB	5	5	0	0.0	0.0	0	0	-	0	0	0	0
11/30	Oak-W	1	DB	6	6	0	0.0	0.0	1	0	0	2	0	0	1
12/7	at Was-W	1	DB	2	1	1	0.0	0.0	0	0	-	0	0	0	0
12/11	Ari-L	1	DB	7	7	0	0.0	0.0	0	0	-	0	0	0	0
12/21	NYG-L	1	DB	3	2	1	0.0	0.0	0	0	-	1	0	0	0
12/28	at Sea-L					***inactive -- concussion***									
2014 TOTALS		15	15	70	63	7	0.0	0.0	2	0	0	0	14	0	2



PHILLIP GAINES

POSITION | DEFENSIVE BACK
SCHOOL | RICE
HT 6-0 | **WT** 193
BORN | 4/4/91
ACQUIRED | W. (BUF.) - '18
NFL EXPERIENCE | 5TH YEAR

33

TRANSACTIONS

Drafted by the Kansas City Chiefs in the third round (87th overall) of the 2014 NFL Draft...Signed by the Buffalo Bills on March 29, 2018...Waived by the Bills on Nov. 6, 2018...Claimed by the Cleveland Browns off waivers on Nov. 7, 2018.

2018: With Browns, contributed in four games, compiling six tackles (four solo) and three special teams stops...Played in seven games (six starts) with Bills to open the season...With Buffalo, totaled 30 tackles (24 solo) and two passes defended...Waived by Bills and signed by Browns prior to Week 10...Inactive Weeks 14-16 (knee)...**(11/11) vs Atl:** In Browns 28-16 win, contributed on special teams in Browns debut...**(11/25) at Cin:** During 35-20 division victory on road, logged one special teams tackle...**(12/2) at Hou:** Compiled six tackles (four solo)...Notched one special teams tackle...**(12/30) at Bal:** Recorded one special teams tackle.

PHILLIP GAINES CAREER STATISTICS

Year	Team	GP	GS	TACKLES					INTERCEPTIONS					FUMBLES		
				Tot	Solo	Asst	Sk	Yds	No	Yds	Lg	TD	PD	FF	FR	Yds
2014	Kansas City	13	5	17	17	0	0.0	0.0	0	0	-	0	4	0	0	0
2015	Kansas City	3	3	6	5	1	0.0	0.0	0	0	-	0	0	0	0	0
2016	Kansas City	11	5	43	41	2	0.0	0.0	1	0	0	0	7	2	0	0
2017	Kansas City	14	3	30	23	7	0.0	0.0	0	0	-	0	3	0	0	0
2018	Buffalo	7	6	30	24	6	0.0	0.0	0	0	-	0	2	0	0	0
	Cleveland	4	0	6	4	0	0.0	0.0	0	0	-	0	0	0	0	0
	2018 totals	11	6	36	28	8	0.0	0.0	0	0	-	0	0	0	0	0
NFL totals (five years)		52	22	132	114	18	0.0	0.0	1	0	0	0	16	2	0	0

ADDITIONAL STATISTICS: Interceptions - Andrew Luck (1). Sacks - 0. Special teams tackles - 3 in 2014, 1 in 2016, 3 in 2018; NFL totals: 7.
SINGLE-GAME HIGHS & CAREER MILESTONES: TACKLES: Total - 10, vs. NE, 10/29/18. Solo - 9, vs. NE, 10/29/18. INTERCEPTIONS: 1, at Ind., 10/30/16. Yards - 0, at Ind., 10/30/16. Long - 0, at Ind., 10/30/16. TDs - 0. FUMBLES: Forced - 1, twice: vs. NYJ, 9/25/16; vs. Jax, 11/6/16. Recovered - 0. PASSES DEFENSED: 3, at Den., 11/27/16. SACKS: 0. NFL debut: vs. Ten., 9/7/14. First NFL start: at SD, 10/19/14.

PHILLIP GAINES GAME-BY-GAME STATISTICS

2018, BUFFALO

Date	Opp	GP	GS	Tot	So	Asst	Sk	Yd	Int	Yd	Lg	TD	PD	FF	FR
9/9	at Bal-L	1	CB	4	3	1	0.0	0.0	0	0	-	0	1	0	0
9/16	LAC-L	1	DB	1	1	0	0.0	0.0	0	0	-	0	0	0	0
9/23	at Min-W														
9/30	at GB-L														
10/7	Ten-W	1		2	2	0	0.0	0.0	0	0	-	0	0	0	0
10/14	at Hou-L	1	CB	7	3	4	0.0	0.0	0	0	-	0	1	0	0
10/21	at Ind-L	1	CB	2	2	0	0.0	0.0	0	0	-	0	0	0	0
10/29	NE-L	1	CB	10	9	1	0.0	0.0	0	0	-	0	0	0	0
11/4	Chi-L	1	CB	4	4	0	0.0	0.0	0	0	-	0	0	0	0

2018, CLEVELAND

Date	Opp	GP	GS	Tot	So	Asst	Sk	Yd	Int	Yd	Lg	TD	PD	FF	FR
11/11	Atl-W	1		0	0	0	0.0	0.0	0	0	-	0	0	0	0
11/25	at Cin-W	1		0	0	0	0.0	0.0	0	0	-	0	0	0	0
12/2	at Hou-L	1		6	4	2	0.0	0.0	0	0	-	0	0	0	0
12/9	Car-W														
12/15	at Den-W														
12/23	Cin-W														
12/30	at Bal-L	1		0	0	0	0.0	0.0	0	0	-	0	0	0	0
2018 TOTALS		11	6	36	28	8	0.0	0.0	0	0	-	0	2	0	0

2017, KANSAS CITY

Date	Opp	GP	GS	Tot	So	Asts	Sk	Yd	Int	Yd	Lg	TD	PD	FF	FR	
9/7	at NE-W	1		4	4	0	0.0	0.0	0	0	-	0	0	0	0	
9/17	Phi-W	1		3	3	0	0.0	0.0	0	0	-	0	1	0	0	
9/24	at LAC-W	1		5	3	2	0.0	0.0	0	0	-	0	0	0	0	
10/2	Was-W	1		1	1	0	0.0	0.0	0	0	-	0	0	0	0	
10/8	at Hou-W	1	CB	3	2	1	0.0	0.0	0	0	-	0	0	0	0	
10/15	Pit-L	1		5	1	4	0.0	0.0	0	0	-	0	0	0	0	
10/19	at Oak-L	1	CB	4	4	0	0.0	0.0	0	0	-	0	2	0	0	
10/30	Den-W	1		0	0	0	0.0	0.0	0	0	-	0	0	0	0	
11/5	at Dal-L	1		0	0	0	0.0	0.0	0	0	-	0	0	0	0	
11/19	at NYG-L	1		2	2	0	0.0	0.0	0	0	-	0	0	0	0	
11/26	Buf-L	1		0	0	0	0.0	0.0	0	0	-	0	0	0	0	
12/3	at NYJ-L	1		0	0	0	0.0	0.0	0	0	-	0	0	0	0	
12/10	Oak-W	1		0	0	0	0.0	0.0	0	0	-	0	0	0	0	
12/16	LAC-W															
12/24	Mia-W															
12/31	at Den-W	1	CB	3	3	0	0.0	0.0	0	0	-	0	0	0	0	
2017 TOTALS		14	3	30	23	7	0.0	0.0	0	0	-	0	3	0	0	

2016, KANSAS CITY

Date	Opp	GP	GS	Tot	So	As	Sk	Yd	Int	Yd	Lg	TD	PD	FF	FR	
9/11	SD-W	1	CB	4	4	0	0.0	0	0	0	-	0	0	0	0	
9/18	at Hou-L	1	CB	5	5	0	0.0	0	0	0	-	0	1	0	0	
9/25	NYJ-W	1	CB	7	7	0	0.0	0	0	0	-	0	0	1	0	
10/2	at Pit-L															
10/16	at Oak-W	1		2	2	0	0.0	0	0	0	-	0	0	0	0	
10/23	NO-W															
10/30	at Ind-W	1		4	4	0	0.0	0	1	0	0	0	2	0	0	
11/6	Jax-W	1	CB	7	7	0	0.0	0	0	0	-	0	1	1	0	
11/13	at Car-W	1		2	2	0	0.0	0	0	0	-	0	0	0	0	
11/20	TB-L	1		5	4	1	0.0	0	0	0	-	0	0	0	0	
11/27	at Den-W	1	CB	4	3	1	0.0	0	0	0	-	0	3	0	0	
12/4	at Atl-W															
12/8	Oak-W	1		1	1	0	0.0	0	0	0	-	0	0	0	0	
12/18	Ten-L															
12/25	at Den-W															
1/1	at SD-W	1		2	2	0	0.0	0	0	0	-	0	0	0	0	
2016 TOTALS		11	5	43	41	2	0.0	0	1	0	0	0	7	2	0	
1/15	Pit-L1	1		0	0	0	0.0	0	0	0	-	0	0	0	0	
1-AFC Divisional Playoff																

PHILLIP GAINES CONTINUED

2015, KANSAS CITY

Date	Opp	GP	GS	Tot	So	As	Sk	Yd	Int	Yd	Lg	TD	PD	FF	FR	
9/13	at Hou-W	1	CB	0	0	0	0.0	0	0	0	-	0	0	0	0	
9/17	Den-L	1	CB	4	3	1	0.0	0	0	0	-	0	0	0	0	
9/28	at GB-L	1	CB	2	2	0	0.0	0	0	0	-	0	0	0	0	
10/4	at Cin-L															
10/11	Chi-L															
10/18	at Min-L															
10/25	Pit-W															
11/1	Det-W															
11/15	at Den-W															
11/22	at SD-W															
11/29	Buf-W															
12/6	at Oak-W															
12/13	SD-W															
12/20	at Bal-W															
12/27	Cle-W															
1/3	Oak-W															
2015 TOTALS		3	3	6	5	1	0.0	0	0	0	-	0	0	0	0	

2014, KANSAS CITY

Date	Opp	GP	GS	Tot	So	As	Sk	Yd	Int	Yd	Lg	TD	PD	FF	FR	
9/7	Ten-L	1		0	0	0	0.0	0	0	0	-	0	0	0	0	
9/14	at Den-L	1		0	0	0	0.0	0	0	0	-	0	0	0	0	
9/21	at Mia-W	1		0	0	0	0.0	0	0	0	-	0	0	0	0	
9/29	NE-W	1		0	0	0	0.0	0	0	0	-	0	0	0	0	
10/5	at SF-L	1		0	0	0	0.0	0	0	0	-	0	0	0	0	
10/19	at SD-W	1	DB	0	0	0	0.0	0	0	0	-	0	1	0	0	
10/26	StL-W	1		2	2	0	0.0	0	0	0	-	0	0	0	0	
11/2	NYJ-W	1	CB	4	4	0	0.0	0	0	0	-	0	0	0	0	
11/9	at Buf-W	1		0	0	0	0.0	0	0	0	-	0	0	0	0	
11/16	Sea-W	1	CB	5	5	0	0.0	0	0	0	-	0	0	0	0	
11/20	at Oak-L	1		1	1	0	0.0	0	0	0	-	0	0	0	0	
11/30	Den-L	1	CB	4	4	0	0.0	0	0	0	-	0	1	0	0	
12/7	at Atl-L	1	CB	1	1	0	0.0	0	0	0	-	0	2	0	0	
12/14	Oak-W															
12/21	at Pit-L															
12/28	SD-W															
2014 TOTALS		13	5	17	17	0	0.0	0	0	0	-	0	4	0	0	



MYLES GARRETT

POSITION | DEFENSIVE LINE
SCHOOL | TEXAS A&M
HT 6-4 | **WT** 292
BORN | 12/29/95
ACQUIRED | D1A - '17
NFL EXPERIENCE | 2ND YEAR

95

TRANSACTIONS

Selected by the Cleveland Browns in the first round (1st overall) of the 2017 NFL Draft.

2018: Second-team All-Pro selection for first time in career...2019 Pro Bowl selection, his first career...Led Browns with 13.5 sacks, sixth-most in NFL and second-most for Cleveland in one season...Recorded 20.5 sacks in 27 career games, most by a Brown in first two seasons...Forced career-high three fumbles on the season...Blocked first career FG in Week 12...Started all 16 games, compiling career bests with 44 tackles (35 solo) and three passes defended...**(9/9) vs Pit:** Started at DE, amassing then-career bests with six tackles and five solo stops...Recorded a career-high two forced fumbles...Tied a career mark with two sacks...Added one pass defended...On back-to-back series in fourth quarter, forced two fumbles (Steelers RB James Conner, QB Ben Roethlisberger sack-fumble)...Played every defensive snap...**(9/20) vs NYJ:** In 21-17 primetime victory, started at DE, registering three solo tackles, two sacks and one pass defended...Marked third career multiple-sack game and second of season...Dropped NYJ QB Sam Darnold on third down in first quarter to force punt...On NY Jets' penultimate play, notched second sack of game to precede DB Terrance Mitchell's game-clinching interception...**(9/30) at Oak:** Started at DE, posting career-best nine tackles (career-high seven solo), one-half sack and two QB hits...Earned half-sack late in fourth quarter to force Raiders' punt...**(10/7) vs Bal:** During 12-9 OT division win, started at DT, collecting two tackles (one solo) and one-half sack...In second quarter, combined with DL Trevon Coley on sack of Joe Flacco as part of forced three-and-out that set up Browns TD...**(10/21) at TB:** Started at DE, totaling two sacks and one forced fumble...On opening series of second half, caused sack-fumble on Jameis Winston to spark Browns' TD drive...Earned second sack in OT, marking his fourth career multiple-sack game and third of season...**(10/28) at Pit:** Started at DE, notching one sack...**(11/4) vs KC:** Started at DE, registering two solo tackles, one sack and three QB hits...Registered QB hit on final play of first half, contributing to DB Denzel Rice's interception...Earned sack on third down in fourth quarter...**(11/25) at Cin:** During 35-20 division victory on road, started at DE, posting one sack...On Cincinnati's first possession, blocked FG attempt to thwart scoring opportunity...Sacked Jeff Driskel on third down in fourth quarter, his 10th of season...**(12/2) at Hou:** Started at DE, registering three tackles (one solo) and 1.5 sacks...Earned fifth career multiple sack game and fourth of season...**(12/9) vs Car:** In 26-20 win, started at DE, accruing five tackles (four solo), one sack, two tackles for loss and three QB hits...Earned sack in third quarter...**(12/15) at Den:** During 17-16 primetime road victory, started at DE, posting one solo tackle and two QB hits...Stopped RB Phillip Lindsay for no gain on first play of game to spark three-and-out...On third-and-10 on Denver's final drive, hit QB Case Keenum when releasing pass to help force incomplection and set up Browns' game-winning stop...Helped limit Broncos to 32 rushing yards on 20 attempts (1.6 avg.)...**(12/23) vs Cin:** Completing sweep of Bengals with 26-18 win, started at DE, registering five tackles (three solo) and one QB hit...**(12/30) at Bal:** Started at DE, posting one sack...Dropped Lamar Jackson in second quarter to help force punt.

MYLES GARRETT CAREER STATISTICS

Year	Team	GP	GS	TACKLES					INTERCEPTIONS					FUMBLES		
				Tot	Solo	Asst	Sk	Yds	No	Yds	Lg	TD	PD	FF	FR	Yds
2017	Cleveland	11	9	31	19	12	7.0	44.0	0	0	-	0	1	1	1	0
2018	Cleveland	16	16	44	35	9	13.5	81.5	0	0	-	0	3	3	0	0
NFL Totals (two years)		27	25	75	54	21	20.5	125.5	0	0	-	0	4	4	1	0

ADDITIONAL STATISTICS: Multiple sack games - 5 (2 at NYJ, 10/8/17; 2 vs. Pit, 9/9/18; 2 vs. NYJ, 9/20/18; 2 at TB, 10/21/18, 1.5 at Hou., 12/2/18). **Career sacks:** Ben Roethlisberger (3.0), Deshaun Watson (2.5), Sam Darnold (2.0), Josh McCown (2.0), Jameis Winston (2.0), Andy Dalton (1.0), Jeff Driskel (1.0), Lamar Jackson (1.0), Landry Jones (1.0), Patrick Mahomes (1.0), Marcus Mariota (1.0), Cam Newton (1.0), Mitchell Trubisky Derek Carr (0.5). **Blocked FG** - 1, at Cin., 11/25/18.

SINGLE-GAME HIGHS & CAREER MILESTONES: **TACKLES:** Total - 9, at Oak., 9/30/18. Solo - 7, at Oak., 9/30/18. **INTERCEPTIONS:** None. **Yards** - 0. **TDs** - None. **FUMBLES:** Forced - 2, vs. Pit., 9/9/18. Recovered - 1, vs. Jax., 11/19/17. **PASSES DEFENSED:** 1, four times; last: vs. LAC, 10/14/18. **SACKS:** 2, four times; last: at TB, 10/21/18. **NFL debut:** vs. NYJ, 10/8/17. **First NFL start:** vs. Ten., 10/22/17. **First NFL sack:** vs. NYJ, 10/8/17 on first NFL snap.

MYLES GARRETT GAME-BY-GAME STATISTICS

2018, CLEVELAND

Date	Opp	GP	GS	Tot	So	Asst	Sk	Yd	Int	Yd	Lg	TD	PD	FF	FR
9/9	Pit-T	1	DE	6	5	1	2.0	12.0	0	0	-	0	1	2	0
9/16	at NO-L	1	DE	1	1	0	0.0	0.0	0	0	-	0	0	0	0
9/20	NYJ-W	1	DE	3	3	0	2.0	8.0	0	0	-	0	1	0	0
9/30	at Oak-L	1	DE	9	7	2	0.5	1.5	0	0	-	0	0	0	0
10/7	Bal-W	1	DE	2	1	1	0.5	2.0	0	0	-	0	0	0	0
10/14	LAC-L	1	DE	1	0	1	0.0	0.0	0	0	-	0	1	0	0
10/21	at TB-L	1	DE	2	2	0	2.0	12.0	0	0	-	0	0	1	0
10/28	at Pit-L	1	DE	1	1	0	1.0	4.0	0	0	-	0	0	0	0
11/4	KC-L	1	DE	2	2	0	1.0	13.0	0	0	-	0	0	0	0
11/11	Atl-W	1	DE	1	1	0	0.0	0.0	0	0	-	0	0	0	0
11/25	at Cin-W	1	DE	1	1	0	1.0	12.0	0	0	-	0	0	0	0
12/2	at Hou-L	1	DE	3	2	1	1.5	9.0	0	0	-	0	0	0	0
12/9	Car-W	1	DE	5	4	1	1.0	1.0	0	0	-	0	0	0	0
12/15	at Den-W	1	DE	1	1	0	0.0	0.0	0	0	-	0	0	0	0
12/23	Cin-W	1	DE	5	3	2	0.0	0.0	0	0	-	0	0	0	0
12/30	at Bal-L	1	DE	1	1	0	1.0	7.0	0	0	-	0	0	0	0
2018 TOTALS		16	16	44	35	9	13.5	81.5	0	0	-	0	3	3	0

2017, CLEVELAND

Date	Opp	GP	GS	Tot	So	As	Sk	Yd	Int	Yd	Lg	TD	PD	FF	FR
9/10	Pit-L														
9/17	at Bal-L														
9/24	at Ind-L														
10/01	Cin-L														
10/08	NYJ-L	1		2	2	0	2.0	12.0	0	0	-	0	0	0	0
10/15	at Hou-L	1		5	2	3	1.0	8.0	0	0	-	0	0	0	0
10/22	Ten-L	1	DE	4	3	1	1.0	7.0	0	0	-	0	0	0	0
10/29	Min-L														
11/12	at Det-L	1	DE	1	1	0	0.0	0.0	0	0	-	0	0	0	0
11/19	Jax-L	1	DE	3	1	2	0.0	0.0	0	0	-	0	0	0	1
11/26	at Cin-L	1	DE	2	2	0	1.0	5.0	0	0	-	0	0	0	0
12/03	at LAC-L	1	DE	4	2	2	0.0	0.0	0	0	-	0	0	0	0
12/10	GB-L	1	DE	4	1	3	0.0	0.0	0	0	-	0	0	0	0
12/17	Bal-L	1	DE	2	1	1	0.0	0.0	0	0	-	0	1	0	0
12/24	at Chi-L	1	DE	1	1	0	1.0	8.0	0	0	-	0	0	0	0
12/31	at Pit-L	1	DE	3	3	0	1.0	4.0	0	0	-	0	0	1	0
2017 TOTALS		11	9	31	19	12	7.0	44.0	0	0	-	0	1	1	1



DESMOND HARRISON

POSITION | OFFENSIVE LINE
SCHOOL | WEST GEORGIA
HT 6-6 | **WT** 295
BORN | 10/8/93
ACQUIRED | FA - ('18)
NFL EXPERIENCE | ROOKIE

69

TRANSACTIONS

Signed by the Cleveland Browns as undrafted free agent on May 4, 2018.

2018: Started at LT in first eight games, playing every offensive snap and contributing on FG protect...Inactive Weeks 9-10 (illness) and Weeks 12-17 (coach's decision)...Undrafted free agent who spent offseason and training camp with Browns...**(9/9) vs Pit:** Started at LT in NFL debut, playing every offensive snap...Became first rookie to start at LT for Browns since Joe Thomas (Week 1, 2007) and first Browns undrafted rookie to start at LT for the Browns since the AFL-NFL merger in 1970...Helped Browns rush for 177 yards, which ranked first in AFC and second in NFL during Week 1 (Washington, 182 yards)...**(9/20) vs NYJ:** In 21-17 primetime victory, started at LT, playing every offensive snap and contributing on special teams...Paved way as Browns rushed for 133 yards and two scores...**(9/30) at Oak:** Started at LT, playing every offensive snap and contributing on FG protect...Helped Browns rush for 208 yards, 6.3 per carry average and three TDs – most rushing scores since 2014 (twice)...**(10/7) vs Bal:** During 12-9 OT division win, started at LT, playing every offensive snap and contributing on special teams.

DESMOND HARRISON CAREER STATISTICS

<u>Year</u>	<u>Team</u>	<u>GP</u>	<u>GS</u>
2018	Cleveland	8	8

CAREER MILESTONES: **NFL debut:** vs. Pit., 9/9/18. **First NFL start:** vs. Pit., 9/9/18.



RASHARD HIGGINS

POSITION | WIDE RECEIVER
SCHOOL | COLORADO STATE
HT 6-0 | **WT** 198
BORN | 10/7/94
ACQUIRED | D5C - '16
NFL EXPERIENCE | 3RD YEAR

81

TRANSACTIONS

Selected by the Cleveland Browns in the fifth round (172nd overall) of the 2016 NFL Draft...Waived on Sept. 3, 2017...Signed to Browns' practice squad Browns' practice squad on Sept. 5, 2017...Elevated to Browns active roster on Sept. 16, 2017.

2018: Tied for second on team with career-best four TDs...Played in 13 games (one start), tallying career highs with 39 catches for 572 yards (14.7 avg.)...Inactive Weeks 6-8 (knee)...**(9/9) vs Pit:** Recorded one catch for 38 yards...His 38-yard reception in fourth quarter set up WR Josh Gordon's game-tying TD with 1:58 remaining in regulation...**(9/16) at NO:** Totaled five receptions for 47 yards...**(9/20) vs NYJ:** In 21-17 primetime victory, recorded three catches for 32 yards...Recovered fumble in fourth quarter to sustain Browns' go-ahead drive...**(9/30) at Oak:** Started at WR, hauling in four catches for 61 yards...**(10/7) vs Bal:** Registered three catches for 66 yards with one TD...Two of three catches resulted in 20+yard gains (21, 26) on third down, with third being a 19-yard TD...Sustained knee injury in second half and did not return...**(11/4) vs KC:** Totaled three receptions for 19 yards...**(11/11) vs Atl:** In 28-16 win, hauled in 28-yard TD pass in first quarter to give Browns initial lead...**(11/25) at Cin:** During 35-20 division victory on road, registered one catch for 24 yards, setting up QB Baker Mayfield's TD pass to WR Antonio Callaway in first quarter...**(12/2) at Hou:** Collected four catches for 62 yards with one TD...Scored on 17-yard reception in fourth quarter to record career-best third of season...**(12/9) vs Car:** In 26-20 win, registered two catches for 19 yards...Lost one fumble...**(12/15) at Den:** During 17-16 primetime road victory, collected two catches for 30 yards...Hauled in toe-tap 19-yard reception in fourth quarter during Browns' go-ahead TD drive...**(12/23) vs Cin:** Completing sweep of Bengals with 26-18 win, recorded six receptions for 60 yards with one TD...In third quarter, dove and extended to pylon to secure 17-yard TD that pushed Cleveland lead to 23-0...**(12/30) at Bal:** Posted season-high 86 receiving yards on four catches...Hauled in season-long 40-yard reception in second quarter and 33-yard catch in fourth quarter.

RASHARD HIGGINS CAREER STATISTICS

Year	Team	RECEIVING							RUSHING				
		GP	GS	No	Yds	Avg	Lg	TD	Att	Yds	Avg	Lg	TD
2016	Cleveland	16	0	6	77	12.8	19	0	0	0	-	-	0
2017	Cleveland	15	4	27	312	11.6	56t	2	1	4	4.0	4	0
2018	Cleveland	13	1	39	572	14.7	40	4	0	0	-	-	0
NFL totals (three years)		44	5	72	961	13.3	56t	6	1	4	4.0	4	0

ADDITIONAL STATISTICS: 100-yard receiving games - None. Multiple-TD games - 1, at Pit., 12/31/17. **FUMBLES:** 1 (1 lost) in 2017; 2 (1 lost) in 2018; NFL totals: 3 (2 lost). **Misc. tackles** - 1 in 2017.

SINGLE-GAME HIGHS & CAREER MILESTONES: **RECEIVING:** Receptions - 7, at Bal., 9/17/17. Yards - 95, at Bal., 9/17/17. TDs - 2, at Pit., 12/31/17. Long - 56t, at Pit., 12/31/17. **NFL debut:** at Phi., 9/11/16. **First NFL reception:** at Ten., 10/16/16 (14 yards, C. Kesler). **First NFL TD:** at Pit., 12/31/17 (56 and 5 yards, D. Kizer).

RASHARD HIGGINS GAME-BY-GAME STATISTICS

2018, CLEVELAND

Date	Opp	GP	GS	No	Yds	Avg	Lg	TD
9/9	Pit-T	1		1	38	38.0	38	0
9/16	at NO-L	1		5	47	9.4	23	0
9/20	NYJ-W	1		3	32	10.7	19	0
9/30	at Oak-L	1	WR	4	61	15.3	23	0
10/7	Bal-W	1		3	66	22.0	26	1
10/14	LAC-L			***inactive -- knee***				
10/21	at TB-L			***inactive -- knee***				
10/28	at Pit-L			***inactive -- knee***				
11/4	KC-L	1		3	19	6.3	8	0
11/11	Atl-W	1		1	28	28.0	28t	1
11/25	at Cin-W	1		1	24	24.0	24	0
12/2	at Hou-L	1		4	62	15.5	21	1
12/9	Car-W	1		2	19	9.5	15	0
12/15	at Den-W	1		2	30	15.0	19	0
12/23	Cin-W	1		6	60	10.0	17t	1
12/30	at Bal-L	1		4	86	21.5	40	0
2018 TOTALS	13	1	39	572	14.7	40	4	

2017, CLEVELAND

Date	Opp	GP	GS	No	Yds	Avg	Lg	TD
9/10	Pit-L			***Browns' practice squad***				
9/17	at Bal-L	1	WR	7	95	13.6	35	0
9/24	at Ind-L	1		2	10	5.0	9	0
10/1	Cin-L	1	WR	0	0	-	-	0
10/8	NYJ-L	1		2	7	3.5	5	0
10/15	at Hou-L	1		1	13	13.0	13	0
10/22	Ten-L	1		1	11	11.0	11	0
10/29	Min-L	1	WR	1	14	14.0	14	0
11/12	at Det-L	1		4	34	8.5	18	0
11/19	Jax-L	1		0	0	-	-	0
11/26	at Cin-L	1		2	30	15.0	22	0
12/3	at LAC-L	1		0	0	-	-	0
12/10	GB-L	1		0	0	-	-	0
12/17	Bal-L	1		2	10	5.0	5	0
12/24	at Chi-L	1		2	20	10.0	17	0
12/31	at Pit-L	1	WR	3	68	22.7	56t	2
2017 TOTALS	15	4	27	312	11.6	56t	2	

2016, CLEVELAND

Date	Opp	GP	GS	No	Yds	Avg	Lg	TD
9/11	at Phi-L	1		0	0	-	-	0
9/18	Bal-L	1		0	0	-	-	0
9/25	at Mia-L	1		0	0	-	-	0
10/2	at Was-L	1		0	0	-	-	0
10/9	NE-L	1		0	0	-	-	0
10/16	at Ten-L	1		1	14	14.0	14	0
10/23	at Cin-L	1		2	19	9.5	17	0
10/30	NYJ-L	1		1	10	10.0	10	0
11/6	Dal-L	1		0	0	-	-	0
11/10	at Bal-L	1		0	0	-	-	0
11/20	Pit-L	1		0	0	-	-	0
11/27	NYG-L	1		2	34	17.0	19	0
12/11	Cin-L	1		0	0	-	-	0
12/18	at Buf-L	1		0	0	-	-	0
12/24	SD-W	1		0	0	-	-	0
1/1	at Pit-L	1		0	0	-	-	0
2016 TOTALS	16	0	6	77	12.8	19	0	



DONTRELL HILLIARD

POSITION | RUNNING BACK
SCHOOL | TULANE
HT 5-11 | **WT** 202
BORN | 2/26/95
ACQUIRED | FA - '18
NFL EXPERIENCE | ROOKIE

25

TRANSACTIONS

Signed by the Cleveland Browns as an undrafted free agent on May 4, 2018...Waived by Browns on Sept. 1, 2018...Signed to Cleveland's practice squad on Sept. 2, 2018...Elevated to Browns' active roster on Oct. 9, 2018.

2018: Played in 11 games, posting nine catches for 105 yards...Returned 11 kickoffs for 264 yards (24.0 avg.)...Logged three special teams tackles...Undrafted free agent who spent offseason and training camp with Browns...Member of Cleveland's practice squad first five weeks...Elevated to Cleveland's active roster prior to Week 6...**(10/14) vs LAC:** Returned one kickoff 31 yards...Added one assisted special teams tackle...**(10/21) at TB:** Returned one kickoff 30 yards...**(10/28) at Pit:** Caught first career pass for 24 yards...Returned two kickoffs for 43 yards...Added one special teams tackle...**(11/4) vs KC:** Returned one kickoff for 16 yards...Contributed on offense...**(11/11) vs Atl:** In 28-16 win, caught one pass for 6 yards...Returned one kickoff 20 yards...Threw INT on halfback pass...**(11/25) at Cin:** During 35-20 division victory on road, returned one kickoff 25 yards...**(12/2) at Hou:** Caught four passes for 40 yards...Returned three kickoffs for 68 yards...**(12/9) vs Car:** In 26-20 win, recorded two catches for 20 yards...Contributed on special teams...**(12/15) at Den:** During 17-16 primetime road victory, returned one kickoff 31 yards...**(12/23) vs Cin:** Completing sweep of Bengals with 26-18 win, caught one pass for 15 yards.

DONTRELL HILLIARD CAREER STATISTICS

Year	Team	RUSHING							RECEIVING				
		GP	GS	Att	Yds	Avg	Lg	TD	No	Yds	Avg	Lg	TD
2018	Cleveland	11	0	0	0	-	-	0	9	105	11.7	24	0


Year	Team	KICKOFF RETURNS					PUNT RETURNS					
		No	Yds	Avg	Lg	TD	No	FC	Yds	Avg	Lg	TD
2018	Cleveland	11	264	24.0	31	0	0	0	0	-	-	0

DONTRELL HILLIARD GAME-BY-GAME STATISTICS

2018, CLEVELAND

Date	Opp	GP	GS	RUSHING					RECEIVING					
				No	Yds	Avg	Lg	TD	No	Yds	Avg	Lg	TD	
9/9	Pit-T													
9/16	at NO-L													
9/20	NYJ-W													
9/30	at OAK-L													
10/7	Bal-W													
10/14	LAC-L	1	0	0	0	-	-	0	0	0	-	-	0	
10/21	at TB-L	1	0	0	0	-	-	0	0	0	-	-	0	
10/28	at Pit-L	1	0	0	0	-	-	0	1	24	24.0	24	0	
11/4	KC-L	1	0	0	0	-	-	0	0	0	-	-	0	
11/11	Atl-W	1	0	0	0	-	-	0	1	6	6.0	6	0	
11/25	at Cin-W	1	0	0	0	-	-	0	0	0	-	-	0	
12/2	at Hou-L	1	0	0	0	-	-	0	4	40	10.0	23	0	
12/9	Car-W	1	0	0	0	-	-	0	2	20	10.0	12	0	
12/15	at Den-W	1	0	0	0	-	-	0	0	0	-	-	0	
12/23	Cin-W	1	0	0	0	-	-	0	1	15	15.0	15	0	
12/30	at Bal-L	1	0	0	0	-	-	0	0	0	-	-	0	
2018 TOTALS		11	0	0	0	-	-	0	9	105	11.7	24	0	

ADDITIONAL STATISTICS: Special-teams tackles - 3.



D'JUAN HINES

POSITION | LINEBACKER
SCHOOL | HOUSTON
HT 6-1 | **WT** 235
BORN | 9/13/94
ACQUIRED | FA - '18
NFL EXPERIENCE | ROOKIE

59

TRANSACTIONS

Signed by Los Angeles Chargers as undrafted free agent on May 11, 2018...Waived by the Chargers on Sept. 1, 2018...Added to the Chargers' practice squad on Sept. 2, 2018...Signed by the Cleveland Browns from the Chargers' practice squad on Sept. 22, 2018.

2018: Played in Browns' final 13 games, registering four special teams stops...Undrafted rookie free agent who spent offseason and training camp with the Chargers...Signed by Browns from Chargers' practice squad prior to Week 4...(9/30) **at Oak:** In NFL debut, contributed on special teams...(10/7) **vs Bal:** During 12-9 OT division win, tallied one assisted special teams tackle...(10/14) **vs LAC:** Notched one special teams tackle...(10/21) **at TB:** Contributed on special teams...(10/28) **at Pit:** Contributed on defense and special teams...(11/4) **vs KC:** Contributed on special teams...(11/11) **vs Atl:** In 28-16 win, contributed on special teams...(11/25) **at Cin:** During 35-20 division victory on road, registered one special teams tackle...(12/2) **at Hou:** Contributed on special teams...(12/9) **vs Car:** In 26-20 win, logged one special teams tackle...(12/15) **at Den:** During 17-16 primetime road victory, contributed on special teams...(12/23) **vs Cin:** Completing sweep of Bengals with 26-18 win, contributed on special teams.

D'JUAN HINES CAREER STATISTICS


Year	Team	TACKLES							INTERCEPTIONS					FUMBLES			
		GP	GS	Tot	Solo	Asst	Sk	Yds	No	Yds	Lg	TD	PD	FF	FR	Yds	
2018	Cleveland	13	0	0	0	0	0.0	0	0	0	0	0	0	0	0	0	0

D'JUAN HINES GAME-BY-GAME STATISTICS

2018, CLEVELAND

Date	Opp	GP	GS	Tot	So	Asst	Sk	Yd	Int	Yd	Lg	TD	PD	FF	FR
9/9	Pit-T														
9/16	at NO-L														
9/20	NYJ-W														
9/30	at Oak-L	1	0	0	0	0.0	0.0	0	0	-	0	0	0	0	0
10/7	Bal-W	1	0	0	0	0.0	0.0	0	0	-	0	0	0	0	0
10/14	LAC-L	1	0	0	0	0.0	0.0	0	0	-	0	0	0	0	0
10/21	at TB-L	1	0	0	0	0.0	0.0	0	0	-	0	0	0	0	0
10/28	at Pit-L	1	0	0	0	0.0	0.0	0	0	-	0	0	0	0	0
11/4	KC-L	1	0	0	0	0.0	0.0	0	0	-	0	0	0	0	0
11/11	Atl-W	1	0	0	0	0.0	0.0	0	0	-	0	0	0	0	0
11/25	at Cin-W	1	0	0	0	0.0	0.0	0	0	-	0	0	0	0	0
12/2	at Hou-L	1	0	0	0	0.0	0.0	0	0	-	0	0	0	0	0
12/9	Car-W	1	0	0	0	0.0	0.0	0	0	-	0	0	0	0	0
12/15	at Den-W	1	0	0	0	0.0	0.0	0	0	-	0	0	0	0	0
12/23	Cin-W	1	0	0	0	0.0	0.0	0	0	-	0	0	0	0	0
12/30	at Bal-L	1	0	0	0	0.0	0.0	0	0	-	0	0	0	0	0
2018 TOTALS		13	0	0	0	0	0.0	0	0	-	0	0	0	0	0

ADDITIONAL STATISTICS: Special teams tackles - 4.



CHRIS HUBBARD

POSITION | OFFENSIVE LINE
SCHOOL | UAB
HT 6-4 | **WT** 295
BORN | 4/23/91
ACQUIRED | UFA (PIT.) - '18
NFL EXPERIENCE | 5TH YEAR

74

TRANSACTIONS

Signed by the Pittsburgh Steelers as undrafted free agent on April 27, 2013...Waived by the Steelers on Aug. 31, 2013...Added to the Steelers' practice squad on Sept. 1, 2013...Signed by the Steelers on Dec. 31, 2013...Signed by the Cleveland Browns as an unrestricted free agent on March 15, 2018.

2018: Started at RT in all 16 games, playing every offensive snap and contributing on FG protect...Stalwart of Browns unit that did not allow a sack in five of team's final seven games (three total, fewest allowed in NFL during Weeks 10-17)...**(9/9) vs Pit:** Started at RT in Browns debut, playing every offensive snap and contributing on special teams...Helped Browns rush for 177 yards, which ranked first in AFC and second in NFL during Week 1 (Washington, 182 yards)...**(9/20) vs NYJ:** In 21-17 primetime victory, started at RT, playing every offensive snap and contributing on special teams...Paved way as Browns rushed for 133 yards and two scores...**(9/30) at Oak:** Started at RT, playing every offensive snap and contributing on FG protect...Helped Browns rush for 208 yards, 6.3 per carry average and three TDs – most rushing scores since 2014 (twice)...**(11/11) vs. Atl:** In 28-16 win, started at RT, playing every offensive snap and contributing on FG protect...**(11/25) at Cin:** During 35-20 division victory on road, started at RT, playing every offensive snap...Helped Browns go back-to-back weeks with zero sacks allowed for first time since 2007...Powered TE David Njoku into end zone from 5-yard line after leaping toward goal line...**(12/2) at Hou:** Started at RT, playing every offensive snap...Member of Browns OL that did not surrendered a sack in three consecutive games for first time since 1988...**(12/9) vs Car:** In 26-20 win, started at RT, playing every offensive snap...**(12/15) at Den:** During 17-16 primetime road victory, started at RT, playing every offensive snap...**(12/23) vs Cin:** Completing sweep of Bengals with 26-18 win, started at RT, playing every offensive snap...Bolstered Browns' 146 rushing yards and 5.2 per carry avg. (28 attempts).


CHRIS HUBBARD CAREER STATISTICS

Year	Team	GP	GS
2014	Pittsburgh	1	0
2015	Pittsburgh	7	0
2016	Pittsburgh	15	4
2017	Pittsburgh	16	10
2018	Cleveland	16	16
NFL Totals (five years)		55	30

PLAYOFFS

Year	Team	GP	GS
2015	Pittsburgh	2	0
2016	Pittsburgh	3	0
2017	Pittsburgh	1	0
NFL Totals		6	0

CAREER MILESTONES: NFL debut: at Car., 9/21/14. First NFL start: vs. NYJ, 10/9/16.



CHARLEY HUGHLETT

POSITION | LONG SNAPPER
SCHOOL | CENTRAL FLORIDA
HT 6-4 | **WT** 248
BORN | 5/16/90
ACQUIRED | FA - '14
NFL EXPERIENCE | 4TH YEAR

47

TRANSACTIONS

Signed by the Dallas Cowboys as an undrafted free agent on April 30, 2012...Waived by the Cowboys on Aug. 27, 2012...Signed by the Cowboys on Jan. 7, 2013...Waived by the Cowboys on May 29, 2013...Signed by the New England Patriots on March 19, 2014...Waived by the Patriots on May 15, 2014...Signed by the Jacksonville Jaguars on June 19, 2014...Waived by the Jaguars on Aug. 25, 2014...Added to the Patriots' practice squad on Sept. 1, 2014...Released from the Patriots' practice squad on Sept. 3, 2014...Added to the Cleveland Browns' practice squad on Sept. 30, 2014...Released from Browns practice squad on Oct. 7, 2014... Added to the Patriots' practice squad on Nov. 26, 2014...Released by the Patriots on Nov. 28, 2014...Signed by the Kansas City Chiefs to the practice squad on Dec. 17, 2014...Signed by the Browns to the active roster on Dec. 24, 2014.


2018: Handled Browns' long snapping duties in past 64 consecutive games...Registered four special teams tackles and one forced fumble...**(10/7) vs Bal:** During 12-9 OT division win, recorded two special teams tackles and one forced fumble, his first career...**(10/21) at TB:** Notched one special teams stop...**(11/25) at Cin:** During 35-20 division victory on road, logged one special teams tackle.

CHARLEY HUGHLETT CAREER STATISTICS

<u>Year</u>	<u>Team</u>	<u>GP</u>
2015	Cleveland	16
2016	Cleveland	16
2017	Cleveland	16
2018	Cleveland	16
NFL totals (four years)		64

ADDITIONAL STATISTICS: Special teams tackles - 4 in 2015; 5 in 2016; 4 in 2017; 4 in 2018; NFL totals: 17. Forced one fumble on special teams (vs. Bal., 10/7/18).

CAREER MILESTONES: NFL debut: at NYJ, 9/13/15.



BLAKE JACKSON

POSITION | WIDE RECEIVER
SCHOOL | MARY HARDIN-BAYLOR
HT 5-10 | **WT** 200
BORN | 3/7/94
ACQUIRED | FA - '18
NFL EXPERIENCE | 1ST YEAR



TRANSACTIONS

Signed by the Cleveland Browns as a free agent on July 27, 2018...Waived by the Browns on Sept. 1, 2018...Signed to the Browns' practice squad on Oct. 16, 2018...Elevated to the Browns' active roster on Dec. 28, 2018.

2018: Spent training camp with Browns before being waived during final roster cuts...Recorded a 22-yard TD reception in Cleveland's preseason finale at Detroit...Signed to the Browns' practice squad prior to Week 7...Spent Weeks 7-10, 12-16 on Cleveland's practice squad before being elevated to active roster for Week 17...(12/30) at Bal: Inactive (coach's decision).

BLAKE JACKSON CAREER STATISTICS

Year	Team	RECEIVING							RUSHING				
		GP	GS	No	Yds	Avg	Lg	TD	Att	Yds	Avg	Lg	TD
2018	Cleveland	0	0	0	0	-	-	0	0	0	-	-	0

BLAKE JACKSON GAME-BY-GAME STATISTICS

2018, CLEVELAND

Date	Opp	GP	GS	No	Yds	Avg	Lg	TD
9/9	Pit-T			***not with team***				
9/16	at NO-L			***not with team***				
9/20	NYJ-W			***not with team***				
9/30	at Oak-L			***not with team***				
10/7	Bal-W			***not with team***				
10/14	LAC-L			***not with team***				
10/21	at TB-L			***Browns' practice squad***				
10/28	at Pit-L			***Browns' practice squad***				
11/4	KC-L			***Browns' practice squad***				
11/11	Atl-W			***Browns' practice squad***				
11/25	at Cin-W			***Browns' practice squad***				
12/2	at Hou-L			***Browns' practice squad***				
12/9	Car-W			***Browns' practice squad***				
12/15	at Den-W			***Browns' practice squad***				
12/23	Cin-W			***Browns' practice squad***				
12/30	at Bal-L			***inactive -- coach's decision***				
2018 TOTALS		0	0	0	0	-	-	0



DUKE JOHNSON JR.

POSITION | RUNNING BACK
SCHOOL | MIAMI (FLA.)
HT 5-9 | **WT 210**
BORN | 9/23/93
ACQUIRED | D3A - '15
NFL EXPERIENCE | 4TH YEAR

29

TRANSACTIONS

Originally drafted by the Cleveland Browns in the third round (77th overall) of the 2015 NFL Draft.

2018: His 235 receptions are most by a Browns player through first four seasons...Played in all 16 games (two starts), rushing 40 times for 201 yards (5.0 avg.) and catching 47 passes for 429 yards (9.1 avg.)...Tied a career best with three receiving TDs...Converted two 2-point conversions, tied for third-most in NFL...(9/9) vs Pit: Rushed five times for 17 yards...Caught one pass for 8 yards...(9/16) at NO: Started at RB, catching two passes for 7 yards and carrying three times for 3 yards...(9/20) vs NYJ: In 21-17 primetime victory, caught two passes for 24 yards and rushed twice for 9 yards...On 2-point attempt in third quarter, received direct snap that he flipped on a reverse to WR Jarvis Landry, who completed a pass to QB Baker Mayfield for the conversion...(9/30) at Oak: Posted two rushes for 11 yards and four catches for 45 yards...Added one special teams tackle...Successfully rushed for two 2-point conversions...(10/7) vs Bal: During 12-9 OT division win, rushed five times for 35 yards and caught one pass for 7 yards...On Browns' game-winning OT drive, carried three consecutive times for 24 yards, including 15-yard run that brought Cleveland within Baltimore's 30-yard line...(10/14) vs LAC: Registered 100+ yards from scrimmage for fifth time in his career, rushing twice for 36 yards and catching four passes for 73 yards...(10/21) at TB: Caught four passes for 23 yards and rushed once for -4 yards...(10/28) at Pit: Started at RB, catching two passes for 16 yards...Rushed twice for no gain...(11/4) vs KC: Tied a career high with game-best nine catches for 78 yards with two TDs...Marked first career multiple-TD game...Scored on 19-yard reception in second quarter and 5-yard reception in fourth quarter...Added 8 rushing yards on one attempt...(11/11) vs Atl: In 28-16 win, caught four passes for 31 yards with one TD and carried three times for 15 yards...Scored on 13-yard reception in third quarter to provide 21-10 lead...(12/15) at Den: During 17-16 primetime road victory, totaled 28 rushing yards on four carries and 25 receiving yards on four catches...(12/23) vs Cin: Completing sweep of Bengals with 26-18 win, caught six passes for 54 yards and added two carries for 12 yards...(12/30) at Bal: Rushed four times for 21 yards and caught one pass for 3 yards.

DUKE JOHNSON JR. CAREER STATISTICS

Year	Team	RUSHING							RECEIVING				
		GP	GS	Att	Yds	Avg	Lg	TD	No	Yds	Avg	Lg	TD
2015	Cleveland	16	7	104	379	3.6	39	0	61	534	8.8	52	2
2016	Cleveland	16	1	73	358	4.9	22	1	53	514	9.7	32	0
2017	Cleveland	16	0	82	348	4.2	19t	4	74	693	9.4	41t	3
2018	Cleveland	16	2	40	201	5.0	23	0	47	429	9.1	32	3
NFL Totals (four years)		64	10	299	1,286	4.3	39	5	235	2,170	9.2	52	8

Year	Team	KICKOFF RETURNS					PUNT RETURNS					
		No	Yds	Avg	Lg	TD	No	FC	Yds	Avg	Lg	TD
2015	Cleveland	2	52	26.0	30	0	0	0	0	0.0	-	0
2016	Cleveland	1	19	19.0	19	0	17	1	112	6.6	18	0
2017	Cleveland	0	0	-	-	0	3	1	17	5.7	12	0
2018	Cleveland	0	0	-	-	0	0	0	0	-	-	0
NFL Totals (four years)		3	71	23.7	30	0	20	2	129	6.5	18	0

ADDITIONAL STATISTICS: 100-yard rushing games: None. 100 scrimmage yard games: 5 (116: 31 rush, 85 rec., at SD, 10/4/15; 116: 29 rush, 87 rec., vs. NYJ, 10/30/16; 104: 23 rush, 81 rec., at Ind., 9/24/17; 101: 20 rush, 81 rec., at Chi., 12/24/17; 109: 36 rush, 73 rec., vs. LAC, 10/14/18). **Multiple-TD games:** 1 (2 rec., vs. KC, 11/4/18). **FUMBLES:** 1 (0 lost) in 2015, 2 (1 lost) in 2016; 4 (2 lost) in 2017; 1 (0 lost) in 2018; NFL totals: 8 (3 lost). **Special-teams tackles:** 1 in 2015; 1 in 2018; NFL totals: 2.

SINGLE-GAME HIGHS & CAREER MILESTONES: **RUSHING:** Attempts - 13, vs. SF, 12/13/15. Yards - 78, vs. SF, 12/13/15. TDs - 1, five times; last: at Pit., 12/31/17. Long - 39, at Sea., 12/10/15. **RECEIVING:** Receptions - 9, three times; last vs KC, 11/4/18. Yards - 87, vs. NYJ, 10/30/16. TDs - 2, vs. KC, 11/4/18. Long - 52, vs. Ari, 11/1/15. **NFL debut:** at NYJ, 9/13/15. **First NFL rushing attempts:** 7, at NYJ, 9/13/15. **First NFL rushing TD:** at Ten., 10/16/16 (1 yard). **Last NFL rushing TD:** at Pit., 12/31/17 (2 yards). **First NFL reception:** vs. Oak., 9/27/15 (-1 yard, J.McCown).

DUKE JOHNSON JR. GAME-BY-GAME STATISTICS

2018, CLEVELAND

Date	Opp	GP	GS	RUSHING					RECEIVING				
				No	Yds	Avg	Lg	TD	No	Yds	Avg	Lg	TD
9/9	Pit-T	1		5	17	3.4	13	0	1	8	8.0	8	0
9/16	at NO-L	1	RB	3	3	1.0	3	0	2	7	3.5	6	0
9/20	NYJ-W	1		2	9	4.5	8	0	2	24	12.0	15	0
9/30	at OAK-L	1		2	11	5.5	8	0	4	45	11.3	19	0
10/7	Bal-W	1		5	35	7.0	15	0	1	7	7.0	7	0
10/14	LAC-L	1		2	36	18.0	23	0	4	73	18.3	32	0
10/21	at TB-L	1		1	-4	-4	-4.0	0	4	23	5.8	7	0
10/28	at Pit-L	1	RB	2	0	0.0	3	0	2	16	8.0	8	0
11/4	KC-L	1		1	8	8.0	8	0	9	78	8.7	23	2
11/11	Ati-W	1		3	15	5.0	9	0	4	31	7.8	11t	1
11/25	at Cin-W	1		2	16	8.0	13	0	1	23	23.0	23	0
12/2	at Hou-L	1		0	0	-	-	0	2	12	6.0	7	0
12/9	Car-W	1		2	-6	-3.0	0	0	0	0	-	-	0
12/15	at Den-W	1		4	28	7.0	15	0	4	25	6.3	10	0
12/23	Cin-W	1		2	12	6.0	7	0	6	54	9.0	21	0
12/30	at Bal-L	1		4	21	5.3	8	0	1	3	3.0	3	0
2018 TOTALS		16	2	40	201	5.0	23	0	47	429	9.1	32	3

2017, CLEVELAND

Date	Opp	GP	GS	RUSHING					RECEIVING				
				No	Yds	Avg	Lg	TD	No	Yds	Avg	Lg	TD
9/10	Pit-L	1		0	0	-	-	0	2	20	10.0	14	0
9/17	at Bal-L	1		4	21	5.3	16	0	3	59	19.7	34	0
9/24	at Ind-L	1		2	23	11.5	19t	1	6	81	13.5	25	0
10/1	Cin-L	1		4	13	3.3	9	1	9	47	5.2	9	0
10/8	NYJ-L	1		6	20	3.3	8	0	3	63	21.0	41t	1
10/15	at Hou-L	1		5	40	8.0	15	0	3	-1	-0.3	9	0
10/22	Ten-L	1		7	26	3.7	10	0	6	45	7.5	14	0
10/29	Min-L	1		6	33	5.5	7	0	4	10	2.5	9	0
11/12	at Det-L	1		10	54	5.4	19	0	6	34	5.7	10	0
11/19	Jax-L	1		2	10	5.0	7	0	4	56	14.0	27t	1
11/26	at Cin-L	1		6	35	5.8	13	0	4	32	8.0	20	0
12/3	at LAC-L	1		7	2	0.3	4	0	2	10	5.0	11	0
12/10	GB-L	1		6	8	1.3	6	0	4	41	10.3	18	1
12/17	Bal-L	1		7	23	3.3	12t	1	5	40	8.0	15	0
12/24	at Chi-L	1		4	20	5.0	7	0	7	81	11.6	29	0
12/31	at Pit-L	1		6	20	3.3	10	1	6	75	12.5	30	0
2017 TOTALS		16	0	82	348	4.2	19t	4	74	693	9.4	41t	3

DUKE JOHNSON JR. CONTINUED

2016, CLEVELAND

Date	Opp	GP	GS	RUSHING					RECEIVING				
				No	Yds	Avg	Lg	TD	No	Yds	Avg	Lg	TD
9/11	at Phi-L	1		3	22	7.3	17	0	3	28	9.3	16	0
9/18	Bal-L	1		3	12	4.0	8	0	4	44	11.0	28	0
9/25	at Mia-L	1		10	69	6.9	17	0	5	12	2.4	7	0
10/2	at Was-L	1		8	45	5.6	13	0	6	31	5.2	12	0
10/9	NE-L	1		4	1	0.3	2	0	2	21	10.5	15	0
10/16	at Ten-L	1	RB	4	18	4.5	6	1	4	56	14.0	28	0
10/23	at Cin-L	1		6	15	2.5	5	0	4	18	4.5	13	0
10/30	NYJ-L	1		4	29	7.3	16	0	6	87	14.5	32	0
11/6	Dal-L	1		5	30	6.0	9	0	2	16	8.0	9	0
11/10	at Bal-L	1		2	6	3.0	6	0	3	25	8.3	15	0
11/20	Pit-L	1		2	10	5.0	12	0	3	46	15.3	22	0
11/27	NYG-L	1		5	14	2.8	6	0	3	26	8.7	12	0
12/11	Cin-L	1		4	24	6.0	21	0	1	21	21.0	21	0
12/18	at Buf-L	1		5	31	6.2	13	0	5	62	12.4	22	0
12/24	SD-W	1		7	28	4.0	22	0	2	21	10.5	17	0
1/1	at Pit-L	1		1	4	4.0	4	0	0	0	-	-	0
2016 TOTALS		16	1	73	358	4.9	22	1	53	514	9.7	32	0

2015, CLEVELAND

Date	Opp	GP	GS	RUSHING					RECEIVING				
				No	Yds	Avg	Lg	TD	No	Yds	Avg	Lg	TD
9/13	at NYJ-L	1	RB	7	22	3.1	8	0	0	0	-	-	0
9/20	Ten-W	1		12	43	3.6	20	0	0	0	-	-	0
9/27	Oak-L	1		4	3	0.8	6	0	6	32	5.3	18	0
10/4	at SD-L	1	RB	8	31	3.9	9	0	9	85	9.4	34t	1
10/11	at Bal-W	1	RB	9	22	2.4	6	0	6	55	9.2	27	0
10/18	Den-L	1		9	38	4.2	12	0	3	18	6.0	11	0
10/25	at StL-L	1		6	17	2.8	10	0	7	73	10.4	21	0
11/1	Ari-L	1		1	3	3.0	3	0	2	68	34.0	52	0
11/5	at Cin-L	1		3	0	0.0	5	0	2	38	19.0	26	1
11/15	at Pit-L	1		4	10	2.5	9	0	4	18	4.5	10	0
11/30	Bal-L	1	RB	7	27	3.9	7	0	5	23	4.6	21	0
12/6	Cin-L	1		5	2	0.4	5	0	4	30	7.5	10	0
12/13	SF-W	1	RB	13	78	6.0	19	0	1	6	6.0	6	0
12/20	at Sea-L	1	RB	4	46	11.5	39	0	5	39	7.8	22	0
12/27	at KC-L	1	RB	8	26	3.3	11	0	3	15	5.0	8	0
1/3	Pit-L	1		4	11	2.8	7	0	4	34	8.5	20	0
2015 TOTALS		16	7	104	379	3.6	39	0	61	534	8.8	52	2



GREG JOSEPH

POSITION | KICKER
SCHOOL | FLORIDA ATLANTIC
HT 6-0 | **WT** 208
BORN | 8/4/94
ACQUIRED | FA - '18
NFL EXPERIENCE | ROOKIE

17

TRANSACTIONS

Signed by the Miami Dolphins as an undrafted free agent on May 10, 2018...Waived by the Dolphins on Sept. 1, 2018...Signed by the Cleveland Browns on Sept. 17, 2018.

2018: Set Browns rookie records for point scored (76) and FGs (17)...Converted 17 of 20 FG attempts (85.0 percent) and 25 of 29 PATs (86.2 percent)...Made game-winning 37-yard FG in OT vs. Bal. (10/7)...Undrafted rookie free agent who spent offseason and training camp with Miami...Signed by Browns prior to Week 3...**(9/20) vs NYJ:** In 21-17 primetime victory, converted both FG attempts (45, 27) and one PAT in NFL debut...**(9/30) at Oak:** Connected on two FGs (25, 28) and two PATs...**(10/7) vs Bal:** During 12-9 OT division win, made game-winning 37-yard FG with 0:02 remaining in OT...Made two of three FGs and missed one PAT...**(10/14) vs LAC:** Perfect on two FGs (33, 28)...**(10/21) at TB:** Made all three PATs...**(10/28) at Pit:** Converted two of three FGs (34, 45, 41WR) and missed one PAT...**(11/4) vs KC:** Made career-long 51-yard FG in first quarter...**(11/11) vs Atl:** In 28-16 win, perfect on all four PAT attempts...**(11/25) at Cin:** During 35-20 division victory on road, perfect on a career-high five PATs...**(12/2) at Hou:** Converted one PAT...**(12/9) vs Car:** In 26-20 win, made 49-yard FG and two of three PATs...Registered first career special teams tackle...**(12/15) at Den:** During 17-16 primetime road victory, made 40-yard FG and both PATs...**(12/23) vs Cin:** Completing sweep of Bengals with 26-18 win, connected on two FGs (37, 31) and two of three PATs...Set record for most FGs by a Browns rookie in one season...**(12/30) at Bal:** Converted one of two FG attempts (35) and all three PATs, becoming Browns' all-time rookie leading scorer.

GREG JOSEPH CAREER STATISTICS

Year	Team	FIELD GOALS						EXTRA POINTS				SCORING
		GP	FG	FGA	Pct	Lg	Blk	XP	XPA	Pct	Blk	Points
2018	Cleveland	14	17	20	85.0	51	0	25	29	86.2	0	76

Year	Team	FIELD GOALS									
		1-19	Pct	20-29	Pct	30-39	Pct	40-49	Pct	50+	Pct
2018	Cleveland	0/0	-	4/4	100.0	7/7	100.0	5/7	71.4	1/2	50.0

2018: (45, 27) (25, 28) (35, 55WL, 37) (33, 28) () (34, 45, 41WR) (51) () () (49) (40) (37, 31) (46WL, 35)

GAME-WINNING FGs: 1 (37 yards in OT, vs. Bal., 10/7/18)

ADDITIONAL STATISTICS: Special teams tackles - 1.



KYLE KALIS

POSITION | OFFENSIVE LINE

SCHOOL | MICHIGAN

HT 6-4 | **WT** 306

BORN | 12/21/93

ACQUIRED | FA-18

NFL EXPERIENCE | 1ST YEAR

68

TRANSACTIONS

Signed by the Washington Redskins as an undrafted free agent on May 4, 2017...Waived by the Redskins on Sept. 2, 2017...Signed to Redskins' practice squad on Sept. 3, 2017...Signed to the Indianapolis Colts' active roster from the Redskins' practice squad on Oct. 3, 2017...Waived by the Colts on Dec. 2, 2017...Claimed off waivers by the Redskins on Dec. 4, 2017...Waived by the Redskins on Sept. 1, 2018...Signed to the Cleveland Browns' practice squad on Sept. 3, 2018...Elevated to the Browns' active roster on Dec. 1, 2018.

2018: Played in three games...Spent the offseason and training camp with the Washington Redskins before being waived during final roster cuts...Spent Weeks 1-12 on Browns' practice squad before being elevated to active roster for Week 13...Inactive Weeks 16-17 (coach's decision)...**(12/2) at Hou:** Made Browns debut on FG protect...**(12/9) vs Car:** In 26-20 win, contributed on FG protect...**(12/15) at Den:** During 17-16 primetime road victory, contributed on offense and FG protect.

KYLE KALIS CAREER STATISTICS

<u>Year</u>	<u>Team</u>	<u>GP</u>	<u>GS</u>
2017	Indianapolis	4	2
2018	Cleveland	3	0
NFL totals (one year)		7	2

CAREER MILESTONES: NFL debut: at Ten, 10/16/17. First NFL start: at Hou., 11/5/17.



DERRICK KINDRED

POSITION | DEFENSIVE BACK
SCHOOL | TEXAS CHRISTIAN
HT 5-10 | **WT 210**
BORN | 10/15/93
ACQUIRED | D4C - '16
NFL EXPERIENCE | 3RD YEAR

26

TRANSACTIONS

Selected by the Cleveland Browns in the fourth round (129th overall) of the 2016 NFL Draft.

2018: Tied team lead with seven special teams tackles...Played all 16 games (two starts at DB), registering 38 tackles (28 solo), one interception and one forced fumble...**(9/9) vs Pit:** Tallied three tackles (one solo)...Added one special teams tackle on punt...**(9/16) at NO:** Logged one special teams stop...**(9/20) vs NYJ:** In 21-17 primetime victory, notched three solo tackles...**(9/30) at Oak:** Recorded two solo tackles...Added one special teams stop on punt...**(10/7) vs Bal:** During 12-9 OT division win, notched one assisted tackle and one special teams tackle...**(10/14) vs LAC:** Tallied two tackles (one solo) and one assisted special teams stop...**(10/21) at TB:** Started at DB, notching one solo tackle...**(10/28) at Pit:** Started at DB, totaling five solo stops, one interception and one forced fumble...In first quarter, intercepted QB Ben Roethlisberger to set up Browns' FG, marking his second career pick and first of season...Forced first fumble of career that was recovered by DB Denzel Ward on Steelers' opening possession of third quarter...**(11/4) vs KC:** Amassed five tackles (three solo)...**(11/11) vs Atl:** In 28-16 win, recorded three solo tackles...**(11/25) at Cin:** During 35-20 division victory on road, tallied one solo tackle and one special teams stop...**(12/2) at Hou:** Compiled five tackles (two solo)...**(12/9) vs Car:** In 26-20 win, registered two tackles (one solo)...**(12/15) at Den:** During 17-16 primetime road victory, logged one solo tackle...**(12/23) vs Cin:** Completing sweep of Bengals with 26-18 win, logged two solo tackles and one special teams stop...**(12/30) at Bal:** Posted two solo tackles.

DERRICK KINDRED CAREER STATISTICS

Year	Team	TACKLES							INTERCEPTIONS					FUMBLES		
		GP	GS	Tot	Solo	Asst	Sk	Yds	No	Yds	Lg	TD	PD	FF	FR	Yds
2016	Cleveland	12	5	44	30	14	0.0	0.0	0	0	-	0	5	0	0	0
2017	Cleveland	14	10	55	42	13	0.0	0.0	1	30	30	0	6	0	0	0
2018	Cleveland	16	2	38	28	10	0.0	0.0	1	-2	-2	0	1	1	0	0
NFL totals (three years)		42	17	137	100	37	0.0	0.0	2	28	30	0	12	1	0	0

ADDITIONAL STATISTICS: Interceptions: Ben Roethlisberger (2). **Special-teams tackles:** 3 in 2016; 2 in 2017; 7 in 2018; NFL totals: 12. **SINGLE-GAME HIGHS & CAREER MILESTONES:** **TACKLES:** Total - 7, twice: at Bal., 9/17/17; vs. Ten., 10/22/17. **Solo** - 6, twice: at Bal., 9/17/17; vs. Ten., 10/22/17. **SACKS:** None. **FUMBLES:** **Forced** - 1, at Pit., 10/28/18. **Recovered** - None. **INTERCEPTIONS:** 1, twice: vs. Pit., 9/10/17; at Pit., 10/28/18. **PASSES DEFENSED:** 2, four times; last: vs. Bal., 12/17/17. **NFL debut:** at Phi., 9/11/16. **First NFL start:** at Mia., 9/25/16.

DERRICK KINDRED GAME-BY-GAME STATISTICS

2018, CLEVELAND

Date	Opp	GP	GS	Tot	So	Asst	Sk	Yd	Int	Yd	Lg	TD	PD	FF	FR
9/9	Pit-T	1		3	1	2	0.0	0.0	0	0	-	0	0	0	0
9/16	at NO-L	1		0	0	0	0.0	0.0	0	0	-	0	0	0	0
9/20	NYJ-W	1		3	3	0	0.0	0.0	0	0	-	0	0	0	0
9/30	at Oak-L	1		2	2	0	0.0	0.0	0	0	-	0	0	0	0
10/7	Bal-W	1		1	0	1	0.0	0.0	0	0	-	0	0	0	0
10/14	LAC-L	1		2	1	1	0.0	0.0	0	0	-	0	0	0	0
10/21	at TB-L	1	DB	1	1	0	0.0	0.0	0	0	-	0	0	0	0
10/28	at Pit-L	1	DB	5	5	0	0.0	0.0	1	-2	-2	0	1	1	0
11/4	KC-L	1		5	3	2	0.0	0.0	0	0	-	0	0	0	0
11/11	Atl-W	1		3	3	0	0.0	0.0	0	0	-	0	0	0	0
11/25	at Cin-W	1		1	1	0	0.0	0.0	0	0	-	0	0	0	0
12/2	at Hou-L	1		5	2	3	0.0	0.0	0	0	-	0	0	0	0
12/9	Car-W	1		2	1	1	0.0	0.0	0	0	-	0	0	0	0
12/15	at Den-W	1		1	1	0	0.0	0.0	0	0	-	0	0	0	0
12/23	Cin-W	1		2	2	0	0.0	0.0	0	0	-	0	0	0	0
12/30	at Bal-L	1		2	2	0	0.0	0.0	0	0	-	0	0	0	0
2018 TOTALS		16	2	38	28	10	0.0	0	1	-2	-2	0	1	1	0

DERRICK KINDRED CONTINUED

2017, CLEVELAND

Date	Opp	GP	GS	Tot	So	As	Sk	Yd	Int	Yd	Lg	TD	PD	FF	FR	
9/10	Pit-L	1		3	2	1	0.0	0.0	1	30	30	0	2	0	0	
9/17	at Bal-L	1	S	7	6	1	0.0	0.0	0	0	-	0	0	0	0	
9/24	at Ind-L	1	S	6	3	3	0.0	0.0	0	0	-	0	0	0	0	
10/1	Cin-L	1	S	2	1	1	0.0	0.0	0	0	-	0	0	0	0	
10/8	NYJ-L	1	S	1	1	0	0.0	0.0	0	0	-	0	0	0	0	
10/15	at Hou-L	1		3	3	0	0.0	0.0	0	0	-	0	0	0	0	
10/22	Ten-L	1	S	7	6	1	0.0	0.0	0	0	-	0	0	0	0	
10/29	Min-L	1	S	3	3	0	0.0	0.0	0	0	-	0	0	0	0	
11/12	at Det-L	1	S	4	4	0	0.0	0.0	0	0	-	0	1	0	0	
11/19	Jax-L	1	S	5	3	2	0.0	0.0	0	0	-	0	0	0	0	
11/26	at Cin-L	1		2	1	1	0.0	0.0	0	0	-	0	0	0	0	
12/3	at LAC-L	1		2	2	0	0.0	0.0	0	0	-	0	1	0	0	
12/10	GB-L	1	S	6	5	1	0.0	0.0	0	0	-	0	0	0	0	
12/17	Bal-L	1	S	4	2	2	0.0	0.0	0	0	-	0	2	0	0	
12/24	at Chi-L															
12/31	at Pit-L															
2017 TOTALS		14	10	55	42	13	0.0	0.0	1	30	30	0	6	0	0	

2016, CLEVELAND

Date	Opp	GP	GS	Tot	So	As	Sk	Yd	Int	Yd	Lg	TD	PD	FF	FR	
9/11	at Phi-L	1		5	5	0	0.0	0.0	0	0	-	0	0	0	0	
9/18	Bal-L	1		5	5	0	0.0	0.0	0	0	-	0	2	0	0	
9/25	at Mia-L	1	SS	4	3	1	0.0	0.0	0	0	-	0	0	0	0	
10/2	at Was-L	1	SS	5	2	3	0.0	0.0	0	0	-	0	0	0	0	
10/9	NE-L	1		4	4	0	0.0	0.0	0	0	-	0	0	0	0	
10/16	at Ten-L	1		0	0	0	0.0	0.0	0	0	-	0	0	0	0	
10/23	at Cin-L	1		4	2	2	0.0	0.0	0	0	-	0	0	0	0	
10/30	NYJ-L	1	SS	3	2	1	0.0	0.0	0	0	-	0	1	0	0	
11/6	Dal-L	1	SS	6	4	2	0.0	0.0	0	0	-	0	0	0	0	
11/10	at Bal-L	1		1	1	0	0.0	0.0	0	0	-	0	0	0	0	
11/20	Pit-L	1	SS	6	2	4	0.0	0.0	0	0	-	0	2	0	0	
11/27	NYG-L	1		1	0	1	0.0	0.0	0	0	-	0	0	0	0	
12/11	Cin-L															
12/18	at Buf-L															
12/24	SD-W															
1/1	at Pit-L															
2016 TOTALS		12	5	44	30	14	0.0	0.0	0	0	-	0	5	0	0	



CHRISTIAN KIRKSEY

POSITION | LINEBACKER
SCHOOL | IOWA
HT 6-2 | **WT** 235
BORN | 8/31/92
ACQUIRED | D3A - '14
NFL EXPERIENCE | 5TH YEAR

58

TRANSACTIONS

Originally drafted by Cleveland in the third round (71st overall) of the 2014 NFL Draft, the first of the Browns' two third-round selections.

2018: Cleveland Browns 2018 Walter Payton Man of the Year honoree...Voted captain by teammates...Started all seven games played, registering 43 tackles (29 solo), his first two career interceptions, five passes defended and one fumble recovery...Placed on injured reserve (hamstring) prior to Week 10...(9/9) vs Pit: Started at WILL, totaling five tackles (three solo) and one pass defended...(9/16) at NO: Inactive (shoulder/ankle)...Missed first NFL game after playing 65 consecutive to begin career...(9/20) vs NYJ: Inactive (shoulder/ankle)...(9/30) at Oak: Started at WILL, logging five tackles (four solo)...(10/7) vs Bal: During 12-9 OT division win, started at WILL, tying game high with 12 tackles (seven solo)...Posted one tackle for loss...(10/14) vs LAC: Started at WILL, collecting one assisted tackle, one interception and career-high two passes defended...In fourth quarter, intercepted Philip Rivers inside Cleveland 5-yard line, his first career pick...(10/21) at TB: Started at MIKE, amassing 10 tackles (seven solo), one interception and one fumble recovery...In second quarter, picked off Jameis Winston and returned it 13 yards, his second interception in as many weeks...Later in quarter, recovered fumble forced by DB T.J. Carrie...Played every defensive snap...(10/28) at Pit: Started at MIKE, registering seven tackles (five solo) and one pass defended...Redirected pass in first quarter that led to DB Derrick Kindred's interception and Browns FG...Played every defensive snap...(11/4) vs KC: Started at MIKE, compiling three solo tackles...Sustained hamstring injury in second quarter and did not return.

CHRISTIAN KIRKSEY CAREER STATISTICS

Year	Team	TACKLES							INTERCEPTIONS					FUMBLES	
		GP	GS	Tot	Solo	Asst	Sk	Yds	No	Yds	Lg	TD	PD	FF	FR
2014	Cleveland	16	8	75	41	34	2.0	7.0	0	0	-	0	3	1	0
2015	Cleveland	16	5	53	34	19	3.5	13.0	0	0	-	0	1	1	1
2016	Cleveland	16	16	143	93	50	2.5	16.0	0	0	-	0	3	0	0
2017	Cleveland	16	16	138	85	53	3.5	13.5	0	0	-	0	5	2	1
2018	Cleveland	7	7	43	29	14	0.0	0.0	2	17	13	0	5	0	1
NFL totals (five years)		71	52	452	282	170	11.5	49.5	2	17	13	0	17	4	3

ADDITIONAL STATISTICS: Career sacks - Blake Bortles (2.0), Ben Roethlisberger (2.0), Joe Flacco (1.0), Blaine Gabbert (1.), Landry Jones (1.0), Philip Rivers (1.0), Carson Wentz (1.0), Jacoby Brissett (0.5), Andy Dalton (0.5), Russell Wilson (0.5). Career interceptions - Philip Rivers (1), Jameis Winston (1). Career forced fumbles - Blake Bortles (1), Amari Cooper (1), Jeremy Hill (1), Delanie Walker (1). Special-teams tackles - 7 in 2014, 13 in 2015, 3 in 2016; NFL totals: 23.

SINGLE-GAME HIGHS & CAREER MILESTONES: TACKLES: Total - 17, vs. Ten., 10/22/17. Solo - 11, vs. NE, 10/9/16. SACKS: 1, nine times; last: vs. Jax., 11/19/17. FUMBLES: Forced - 1, four times; last: vs. Jax., 11/19/17. Recovered - 1, twice: vs. Ten., 9/20/15; at Ind., 9/24/17. Yards - None. INTERCEPTIONS - 1, twice: vs. LAC, 10/14/18; at TB, 10/21/18. Yards - 13, at TB, 10/21/18. PASSES DEFENSED: 2, vs. LAC, 10/14/18. NFL debut: at Pit., 9/7/14. First NFL start: vs. NO, 9/14/14. First NFL sack: at Pit., 9/7/14 (B. Roethlisberger).

CHRISTIAN KIRKSEY GAME-BY-GAME STATISTICS

2018, CLEVELAND

Date	Opp	GP	GS	Tot	So	Asst	Sk	Yd	Int	Yd	Lg	TD	PD	FF	FR	
9/9	Pit-T	1	WILL	5	3	2	0.0	0.0	0	0	-	0	1	0	0	
9/16	at NO-L															<i>***inactive -- shoulder/ankle***</i>
9/20	NYJ-W															<i>***inactive -- shoulder/ankle***</i>
9/30	at Oak-L	1	WILL	5	4	1	0.0	0.0	0	0	-	0	0	0	0	
10/7	Bal-W	1	WILL	12	7	5	0.0	0.0	0	0	-	0	0	0	0	
10/14	LAC-L	1	WILL	1	0	1	0.0	0.0	1	4	4	0	2	0	0	
10/21	at TB-L	1	MIKE	10	7	3	0.0	0.0	1	13	13	0	1	0	1	
10/28	at Pit-L	1	MIKE	7	5	2	0.0	0.0	0	0	-	0	1	0	0	
11/4	KC-L	1	MIKE	3	3	0	0.0	0.0	0	0	-	0	0	0	0	
11/11	Atl-W															<i>***injured reserve -- hamstring***</i>
11/25	at Cin-W															<i>***injured reserve -- hamstring***</i>
12/2	at Hou-L															<i>***injured reserve -- hamstring***</i>
12/9	Car-W															<i>***injured reserve -- hamstring***</i>
12/15	at Den-W															<i>***injured reserve -- hamstring***</i>
12/23	Cin-W															<i>***injured reserve -- hamstring***</i>
12/30	at Bal-L															<i>***injured reserve -- hamstring***</i>
2018 TOTALS		7	7	43	29	14	0.0	0	2	17	13	0	5	0	1	

2017, CLEVELAND

Date	Opp	GP	GS	Tot	So	As	Sk	Yd	Int	Yd	Lg	TD	PD	FF	FR
9/10	Pit-L	1	WILL	5	2	3	0.0	0.0	0	0	-	0	0	0	0
9/17	at Bal-L	1	WILL	9	6	3	1.0	7.0	0	0	-	0	0	0	0
9/24	at Ind-L	1	WILL	5	3	2	0.5	4.5	0	0	-	0	1	0	1
10/1	Cin-L	1	WILL	8	4	4	0.0	0.0	0	0	-	0	0	0	0
10/8	NYJ-L	1	WILL	5	4	1	0.0	0.0	0	0	-	0	0	0	0
10/15	at Hou-L	1	WILL	10	5	5	0.0	0.0	0	0	-	0	1	0	0
10/22	Ten-L	1	WILL	17	8	9	0.0	0.0	0	0	-	0	1	1	0
10/29	Min-L	1	WILL	8	7	1	0.0	0.0	0	0	-	0	1	0	0
11/12	at Det-L	1	WILL	7	4	3	1.0	0.0	0	0	-	0	0	0	0
11/19	Jax-L	1	WILL	14	8	6	1.0	2.0	0	0	-	0	0	1	0
11/26	at Cin-L	1	WILL	5	4	1	0.0	0.0	0	0	-	0	0	0	0
12/3	at LAC-L	1	WILL	8	8	0	0.0	0.0	0	0	-	0	0	0	0
12/10	GB-L	1	WILL	10	6	4	0.0	0.0	0	0	-	0	0	0	0
12/17	Bal-L	1	WILL	12	6	6	0.0	0.0	0	0	-	0	1	0	0
12/24	at Chi-L	1	WILL	8	6	2	0.0	0.0	0	0	-	0	0	0	0
12/31	at Pit-L	1	WILL	7	4	3	0.0	0.0	0	0	-	0	0	0	0
2017 TOTALS		16	16	138	85	53	3.5	13.5	0	0	-	0	5	2	1

CHRISTIAN KIRKSEY CONTINUED

2016, CLEVELAND

<u>Date</u>	<u>Opp</u>	<u>GP</u>	<u>GS</u>	<u>Tot</u>	<u>So</u>	<u>As</u>	<u>Sk</u>	<u>Yd</u>	<u>Int</u>	<u>Yd</u>	<u>Lg</u>	<u>TD</u>	<u>PD</u>	<u>FF</u>	<u>FR</u>
9/11	at Phi-L	1	ILB	6	4	2	1.0	4.0	0	0	-	0	0	0	0
9/18	Bal-L	1	ILB	7	5	2	0.0	0.0	0	0	-	0	0	0	0
9/25	at Mia-L	1	ILB	9	8	1	0.0	0.0	0	0	-	0	0	0	0
10/2	at Was-L	1	ILB	7	4	3	0.0	0.0	0	0	-	0	0	0	0
10/9	NE-L	1	ILB	16	11	5	0.0	0.0	0	0	-	0	0	0	0
10/16	at Ten-L	1	ILB	5	2	3	0.0	0.0	0	0	-	0	0	0	0
10/23	at Cin-L	1	ILB	8	4	4	0.5	4.0	0	0	-	0	1	0	0
10/30	NYJ-L	1	ILB	12	9	3	0.0	0.0	0	0	-	0	0	0	0
11/6	Dal-L	1	ILB	9	4	5	0.0	0.0	0	0	-	0	0	0	0
11/10	at Bal-L	1	ILB	13	8	5	0.0	0.0	0	0	-	0	1	0	0
11/20	Pit-L	1	ILB	9	6	3	0.0	0.0	0	0	-	0	1	0	0
11/27	NYG-L	1	ILB	10	3	7	0.0	0.0	0	0	-	0	0	0	0
12/11	Cin-L	1	ILB	3	1	2	0.0	0.0	0	0	-	0	0	0	0
12/18	at Buf-L	1	ILB	9	8	1	0.0	0.0	0	0	-	0	0	0	0
12/24	SD-W	1	ILB	9	6	3	0.0	0.0	0	0	-	0	0	0	0
1/1	at Pit-L	1	ILB	11	10	1	1.0	8.0	0	0	-	0	0	0	0
2016 TOTALS		16	16	143	93	50	2.5	16.0	0	0	-	0	3	0	0

2015, CLEVELAND

<u>Date</u>	<u>Opp</u>	<u>GP</u>	<u>GS</u>	<u>Tot</u>	<u>So</u>	<u>As</u>	<u>Sk</u>	<u>Yd</u>	<u>Int</u>	<u>Yd</u>	<u>Lg</u>	<u>TD</u>	<u>PD</u>	<u>FF</u>	<u>FR</u>
9/13	at NYJ-L	1		2	0	2	0.0	0.0	0	0	-	0	0	0	0
9/20	Ten-W	1		2	2	0	0.0	0.0	0	0	-	0	0	0	1
9/27	Oak-L	1		4	2	2	0.0	0.0	0	0	-	0	0	1	0
10/4	at SD-L	1	WILL	5	4	1	1.0	7.0	0	0	-	0	0	0	0
10/11	at Bal-W	1	WILL	2	0	2	0.0	0.0	0	0	-	0	0	0	0
10/18	Den-L	1	WILL	9	6	3	0.0	0.0	0	0	-	0	0	0	0
10/25	at StL-L	1	WILL	7	5	2	0.0	0.0	0	0	-	0	0	0	0
11/1	Ari-L	1		1	1	0	0.0	0.0	0	0	-	0	0	0	0
11/5	at Cin-L	1		0	0	0	0.0	0.0	0	0	-	0	0	0	0
11/15	at Pit-L	1		4	3	1	1.0	3.0	0	0	-	0	1	0	0
11/30	Bal-L	1		3	3	0	0.0	0.0	0	0	-	0	0	0	0
12/6	Cin-L	1		4	3	1	0.0	0.0	0	0	-	0	0	0	0
12/13	SF-W	1		3	3	0	1.0	3.0	0	0	-	0	0	0	0
12/20	at Sea-L	1		4	1	3	0.5	0.0	0	0	-	0	0	0	0
12/27	at KC-L	1		1	0	1	0.0	0.0	0	0	-	0	0	0	0
1/3	Pit-L	1	WILL	2	1	1	0.0	0.0	0	0	-	0	0	0	0
2015 TOTALS		16	5	53	34	19	3.5	13.0	0	0	-	0	1	1	1

CHRISTIAN KIRKSEY CONTINUED

2014, CLEVELAND

<u>Date</u>	<u>Opp</u>	<u>GP</u>	<u>GS</u>	<u>Tot</u>	<u>So</u>	<u>As</u>	<u>Sk</u>	<u>Yd</u>	<u>Int</u>	<u>Yd</u>	<u>Lg</u>	<u>TD</u>	<u>PD</u>	<u>FF</u>	<u>FR</u>
9/7	at Pit-L	1		1	1	0	1.0	5.0	0	0	-	0	0	0	0
9/14	NO-W	1WILL		4	1	3	0.0	0.0	0	0	-	0	0	0	0
9/21	Bal-L	1		5	0	5	0.0	0.0	0	0	-	0	0	0	0
10/5	at Ten-W	1		6	3	3	0.0	0.0	0	0	-	0	0	0	0
10/12	Pit-W	1WILL		5	2	3	0.0	0.0	0	0	-	0	1	0	0
10/19	at Jax-L	1WILL		7	5	2	1.0	2.0	0	0	-	0	0	0	0
10/26	Oak-W	1		4	3	1	0.0	0.0	0	0	-	0	0	0	0
11/2	TB-W	1		2	1	1	0.0	0.0	0	0	-	0	0	0	0
11/6	at Cin-W	1		3	2	1	0.0	0.0	0	0	-	0	1	0	0
11/16	Hou-L	1WILL		9	3	6	0.0	0.0	0	0	-	0	1	0	0
11/23	at Atl-W	1WILL		5	4	1	0.0	0.0	0	0	-	0	0	0	0
11/30	at Buf-L	1WILL		7	5	2	0.0	0.0	0	0	-	0	0	0	0
12/7	Ind-L	1WILL		3	2	1	0.0	0.0	0	0	-	0	0	0	0
12/14	Cin-L	1WILL		8	6	2	0.0	0.0	0	0	-	0	0	1	0
12/21	at Car-L	1		5	3	2	0.0	0.0	0	0	-	0	0	0	0
12/28	at Bal-L	1		1	0	1	0.0	0.0	0	0	-	0	0	0	0
2014 TOTALS		16	8	75	41	34	2.0	7.0	0	0	-	0	3	1	0



JARVIS LANDRY

POSITION | WIDE RECEIVER
SCHOOL | LSU
HT 5-11 | **WT 196**
BORN | 11/28/92
ACQUIRED | TR. (MIA.) - '18
NFL EXPERIENCE | 5TH YEAR

80

TRANSACTIONS

Selected by the Miami Dolphins in the second round (63rd overall) of the 2014 NFL Draft...Traded to the Cleveland Browns on March 14, 2018.

CAREER HIGHLIGHTS: Received Pro Bowl honors past three seasons (2015-17)...Registered the most receptions by any NFL player in his first five seasons with 481...Led the league in receptions with 112 in 2017, becoming just the second Dolphin to pace the NFL in the statistic...Became just the fourth player in history to record at least five or more receptions in all 16 games in a regular season, doing so in 2017...Was one of two current NFL players (Antonio Brown) to notch 100 receptions in 2017 (112), 200 total receptions from 2016-17 (Landry 206), 300 total receptions from 2015-17 (316) and 400 total receptions from 2014-17 (Landry 400)...Named AFC Special Teams Player of the Week in 2015 (Week 1)...Selected to the PFW/PFWA All-Rookie Team in 2014...2019 Pro Bowl alternate.

2018: 2019 Pro Bowl alternate...Led team in receptions (81) and receiving yards (976)...Recorded four receiving TDs...His 81 receptions rank seventh among all Browns and third by a Cleveland WR...Rushed three times for 60 yards, including career-best 51-yarder and one TD...Registered four 100-yard receiving games...Started 14 of 16 games...His 481 receptions are most all-time by an NFL player through his first five seasons...His 20-game streak of at least five receptions ended in Week 4 as the second longest in NFL history...Has recorded at least two receptions in each of his past 79 games, second-longest active streak in the NFL...**(9/9) vs Pit:** In Browns debut, hauled in seven catches for 106 yards, including 39-yard long...Posted two 30+yard catches (33, 39 yards)...**(9/16) at NO:** Started at WR, registering five catches for 69 yards...**(9/20) vs NYJ:** In 21-17 primetime victory, started at WR, totaling game highs with eight receptions for 103 yards, his second 100-yard game of season...Hauled in 29-yard reception in third quarter to place Browns on 1-yard line as team ultimately tied game...On 2-point attempt in third quarter, received toss from RB Duke Johnson Jr. on reverse and connected with QB Baker Mayfield on pass for the conversion...Returned two punts for 10 yards...**(9/30) at Oak:** Started at WR, catching four passes for 34 yards with one TD, his first with Browns...Hauled in 2-yard TD pass from QB Baker Mayfield in third quarter to give Cleveland a 28-14 lead...**(10/7) vs Bal:** During 12-9 OT division win, started at WR, posting five receptions for 69 yards...**(10/14) vs LAC:** Started at WR, catching two passes for 11 yards...**(10/21) at TB:** Started at WR, tallying game-best 10 catches for 97 yards with one TD...Scored on 16-yard reception with 2:28 remaining to level score, 23-23...**(10/28) at Pit:** Started at WR, collecting a game-high eight catches for 39 yards...**(11/4) vs KC:** Started at WR, posting six catches for 50 yards...**(11/11) vs Atl:** In 28-16 win, started at WR, catching two passes for 22 yards...**(11/25) at Cin:** During 35-20 division victory on road, started at WR, catching three passes for 30 yards...All three catches led to first downs, including two third-down conversions...**(12/2) at Hou:** Started at WR, tallying team-best six receptions for game-high 103 yards, his 10th career 100-yard game...**(12/9) vs Car:** In 26-20 win, posted three catches for 57 yards with one TD and rushed twice for 54 yards with one TD...Became first Brown since 1991 with a 50-yard rush (51 yards) and 50-yard catch (51t) in same game...His 3-yard TD run in first quarter marked his second career rush TD...Scored on season-long 51-yard reception in second quarter to tie game, 14-14...His career-long 51-yard carry in fourth quarter set up Browns TD that provided 23-20 lead team would not relinquish...**(12/15) at Den:** During 17-16 primetime road victory, started at WR, catching three passes for 37 yards...**(12/23) vs Cin:** Completing sweep of Bengals with 26-18 win, started at WR, totaling four receptions for 47 yards...In second quarter, caught 6-yard pass on fourth down to extend Browns drive that resulted in TD...Completed 63-yard pass to WR Breshad Perriman in second quarter to set up Cleveland's second TD...Rushed once for 6 yards...**(12/30) at Bal:** Started at WR, tallying game-best five receptions for 102 yards (20.4 avg.) with one TD...Earned fourth 100-yard game of season and 11th career...Scored on 48-yard TD catch in third quarter...All five receptions resulted in first downs.

JARVIS LANDRY CAREER STATISTICS

Year	Team	RECEIVING							RUSHING				
		GP	GS	No	Yds	Avg	Lg	TD	Att	Yds	Avg	Lg	TD
2014	Miami	16	11	84	758	9.0	25	5	2	-4	-2.0	4	0
2015	Miami	16	14	110	1,157	10.5	50t	4	18	113	6.3	22t	1
2016	Miami	16	16	94	1,136	12.1	71	4	5	17	3.4	13	0
2017	Miami	16	16	112	987	8.8	49	9	1	-7	-7.0	-7	0
2018	Cleveland	16	14	81	976	12.0	51t	4	3	60	20.0	51	1
NFL totals (five years)		80	71	481	5,014	10.4	71	26	29	179	6.2	51	2

Playoff Statistics

Year	Team	RECEIVING							RUSHING				
		GP	GS	No	Yds	Avg	Lg	TD	Att	Yds	Avg	Lg	TD
2016	Miami	1	1	11	102	9.3	17	0	0	0	-	-	0

ADDITIONAL STATISTICS: 100-yard receiving games - 11; 4 in 2018 (106, vs Pit., 9/9/18; 103, vs. NYJ, 9/20/18; 103, at Hou., 12/2/18; 102, at Bal., 12/30/18). Multiple-TD games - 2, three times; last: vs. NE, 12/11/17. **FUMBLES:** 14 (8 lost). **Misc. tackles** - 1 in 2014, 1 in 2016, 6 in 2017; NFL Total: 8. **Special-teams tackles** - 1 in 2014, 1 in 2016, 1 in 2017; 0 in 2018; NFL totals: 3.

SINGLE-GAME HIGHS & CAREER MILESTONES: RECEIVING: Receptions - 13, twice: at LAC, 9/17/17; at NYJ, 11/29/15. **Yards** - 165, at NYJ, 11/29/15. **TDs** - 2, three times; last: vs. NE, 12/11/17. **Long** - 71, vs. Ari., 12/11/16. **NFL debut:** vs. NE, 9/7/14. **First NFL start:** vs. GB, 10/12/14. **First NFL reception:** at Buf., 9/14/14 (3 yards, R. Tannehill). **RUSHING: Attempts** - 5, at Buf., 11/8/15. **Yards** - 54, vs. Hou., 12/9/18. **TDs** - 1, two: at Ten., 10/18/15; 1 vs. Car., 12/9/18. **Long** - 51, vs. Hou., 12/9/18.

JARVIS LANDRY GAME-BY-GAME STATISTICS

2018, CLEVELAND

Date	Opp	GP	GS	No	Yds	Avg	Lg	TD
9/9	Pit-T	1		7	106	15.1	39	0
9/16	at NO-L	1	WR	5	69	13.8	25	0
9/20	NYJ-W	1	WR	8	103	12.9	29	0
9/30	at Oak-L	1	WR	4	34	8.5	15	1
10/7	Bal-W	1	WR	5	69	13.8	27	0
10/14	LAC-L	1	WR	2	11	5.5	7	0
10/21	at TB-L	1	WR	10	97	9.7	20	1
10/28	at Pit-L	1	WR	8	39	4.9	21	0
11/4	KC-L	1	WR	6	50	10.0	17	0
11/11	AtI-W	1	WR	2	22	11.0	12	0
11/25	at Cin-W	1	WR	3	30	10.0	14	0
12/2	at Hou-L	1	WR	6	103	17.2	28	0
12/9	Car-W	1		3	57	19.0	51t	1
12/15	at Den-W	1	WR	3	37	12.3	19	0
12/23	Cin-W	1	WR	4	47	11.8	19	0
12/30	at Bal-L	1	WR	5	102	20.4	48t	1
2018 TOTALS		16	14	81	976	12.0	51t	4

2017, MIAMI

Date	Opp	GP	GS	No	Yds	Avg	Lg	TD
9/17	at LAC-W	1	WR	13	78	6.0	18	0
9/24	at NYJ-L	1	WR	6	48	8.0	15	0
10/1	NO-L	1	WR	6	40	6.7	11	0
10/8	Ten-W	1	WR	5	44	8.8	17	1
10/15	at AtI-W	1	WR	8	62	7.8	11	1
10/22	NYJ-W	1	WR	7	93	13.3	29	1
10/26	at Bal-L	1	WR	5	33	6.6	14	0
11/5	Oak-L	1	WR	6	32	5.3	11	1
11/13	at Car-L	1	WR	5	42	8.4	19	1
11/19	TB-L	1	WR	6	95	15.8	49	1
11/26	at NE-L	1	WR	8	70	8.8	15	0
12/3	Den-W	1	WR	5	62	12.4	25	0
12/11	NE-W	1	WR	8	46	5.8	10	2
12/17	at Buf-L	1	WR	10	99	9.9	17	0
12/24	at KC-L	1	WR	5	51	10.2	21	0
12/31	Buf-L	1	WR	9	92	10.2	26	1
2017 TOTALS		16	16	112	987	8.8	49	9

JARVIS LANDRY CONTINUED

2016, MIAMI

Date	Opp	GP	GS	No	Yds	Avg	Lg	TD
9/11	at Sea-L	1	WR	7	59	8.4	28	0
9/18	at NE-L	1	WR	10	135	13.5	33	0
9/25	Cle-W	1	WR	7	120	17.1	42t	1
9/29	at Cin-L	1	WR	7	61	8.7	24	0
10/9	Ten-L	1	WR	3	28	9.3	11	0
10/16	Pit-W	1	WR	7	91	13.0	39t	0
10/23	Buf-W	1	WR	5	78	15.6	26	0
11/6	NYJ-W	1	WR	3	33	11.0	14	0
11/13	at SD-W	1	WR	6	53	8.8	25	0
11/20	at LAR-W	1	WR	5	28	5.6	12	1
11/27	SF-W	1	WR	4	47	11.8	17	0
12/4	at Bal-L	1	WR	11	87	7.9	26	0
12/11	Ari-W	1	WR	4	103	25.8	71	0
12/17	at NYJ-W	1	WR	3	108	36.0	66t	1
12/24	at Buf-W	1	WR	3	29	9.7	15	0
1/1	NE-L	1	WR	9	76	8.4	14	1
2016 TOTALS		16	16	94	1,136	12.1	71	4
1/8/17	atPit-L1	1	WR	11	102	9.3	17	0


1-AFC Wild Card

2015, MIAMI

Date	Opp	GP	GS	No	Yds	Avg	Lg	TD
9/13	at Was-W	1	WR	8	53	6.6	20	0
9/20	at Jax-L	1	WR	8	110	13.8	36	0
9/27	Buf-L	1	WR	8	67	8.4	13	0
10/4	NYJ-L	1	WR	4	40	10.0	20	0
10/18	at Ten-W	1	WR	3	42	14.0	19	0
10/25	Hou-W	1	WR	5	83	16.6	50t	2
10/29	at NE-L	1	WR	6	71	11.8	18	0
11/8	at Buf-L	1	WR	10	67	6.7	24	0
11/15	at Phi-W	1	WR	7	52	7.4	18	1
11/22	Dal-L	1		4	66	16.5	47	0
11/29	at NYJ-L	1	WR	13	165	12.7	40	1
12/6	Bal-W	1	WR	2	5	2.5	6	0
12/14	NYG-L	1	WR	11	99	9.0	25	0
12/20	at SD-L	1		8	54	6.8	14	0
12/27	Ind-L	1	WR	7	111	15.9	26	0
1/3	NE-W	1	WR	6	72	12.0	19	0
2015 TOTALS		16	14	110	1,157	10.5	50t	4

2014, MIAMI

Date	Opp	GP	GS	No	Yds	Avg	Lg	TD
9/7	NE-W	1		0	0	-	-	0
9/14	at Buf-L	1		5	49	9.8	16	0
9/21	KC-L	1		3	24	8.0	16	0
9/28	at Oak-W	1		4	38	9.5	18	0
10/19	at Chi-W	1	WR	4	46	11.5	15	0
10/26	at Jax-W	1	WR	3	23	7.7	11	0
11/2	SD-W	1	WR	5	46	9.2	14t	1
11/9	at Det-L	1	WR	7	53	7.6	12	0
11/13	Buf-W	1		5	46	9.2	12	1
11/23	at Den-L	1	WR	7	50	7.1	20	2
12/1	at NYJ-W	1	WR	8	68	8.5	25	0
12/7	Bal-L	1	WR	6	55	9.2	20	0
12/14	at NE-L	1	WR	8	99	12.4	25	0
12/21	Min-W	1	WR	8	31	3.9	11	0
12/28	NYJ-L	1	WR	5	55	11.0	17	0
2014 TOTALS		16	11	84	758	9.0	25	5



BAKER MAYFIELD

POSITION | QUARTERBACK

SCHOOL | OKLAHOMA

HT 6-1 | **WT** 215

BORN | 4/4/95

ACQUIRED | D1A - '18

NFL EXPERIENCE | ROOKIE

6

TRANSACTIONS

Selected by the Cleveland Browns in the first round (1st overall) of the 2018 NFL Draft.

2018: 2019 Pro Bowl alternate...Set NFL rookie record with 27 passing TDs, despite playing just 14 games with 13 starts...His 27 passing TDs rank fifth in a season among all Browns QBs...His 3,725 passing yards set a Browns rookie record, rank sixth among NFL rookies all-time and stand sixth-most in Cleveland history...Finished with a 63.8 completion percentage, fourth-highest in Browns history...Posted three 300-yard passing games, which rank first (397 at Hou., 12/2), second (376 at Bal., 12/30) and fourth (342 vs. Bal., 10/7) among Cleveland rookies...Registered at least one TD in all 13 starts, including nine multiple-TD games...Joined Rams QB Kurt Warner (1999) and Vikings QB Brad Johnson (1996-97) as only NFL players since 1966 with at least one TD pass in each of their first 13 career starts...One of five 2018 NFL Pepsi Rookie of the Year finalists, along with RB Nick Chubb...Six-time NFL Pepsi Rookie of the Week (Weeks 3, 7, 9, 12, 14 and 17)...NFL Rookie of the Month for November...AFC Offensive Player of the Week for Week (16)...Directed Cleveland to three consecutive wins (Weeks 14-16) for first time since 2014 and victories in five of six consecutive games for first time since 2007...Led Browns to back-to-back victories (Week 10 and 12) for first time since 2014, totaling seven TDs with zero INTs in those contests...Active, did not play Weeks 1-2...(9/20) vs NYJ: During NFL debut in 21-17 primetime victory, entered game in second quarter and helped team erase 14-0 deficit, leading scoring drives on four of six full offensive series, including four of first five...Completed 17 of 23 Rookiepasses for 201 yards with no INTs for 100.1 rating...His 29-yard pass to WR Jarvis Landry set Browns on 1-yard line to set up game-tying score...On 2-point attempt, caught a pass from WR Jarvis Landry on a reverse that tied game, 14-14, in third quarter...(9/30) at Oak: In first NFL start, led Browns to 42 points, team's most since 2007 (51, vs. Cin., 9/16) and fourth-highest total since 1999...Completed 21 of 41 passes for 295 yards with two TDs and two INTs...Posted first NFL TD on 49-yard pass to TE Darren Fells in second quarter...In fourth quarter, found WR Antonio Callaway for 59-yard reception that placed Browns on Raiders 1-yard line to set up TD...Added 10 rushing yards on four carries...(10/7) vs Bal: In first home start, led Browns to 12-9 overtime victory, marking team's first AFC North win since 2015 (Baltimore, Oct. 11)...Completed 25 of 43 passes for 342 yards with one TD for 81.7 rating...His 342 passing yards are second-most ever by a Cleveland rookie (Brandon Weeden, 364 at Oak., Dec. 12, 20012)...Had six 20-yard completions to five different receivers...Directed seven-play, 65-yard FG drive in OT to complete victory, highlighted by 39-yard pass to WR Derrick Willies on third-and-8 inside Browns 20...(10/14) vs LAC: Started at QB, completing 22 of 46 passes for 238 yards with one TD and two INTs...Connected with TE David Njoku for 1-yard TD in fourth quarter...(10/21) at TB: Started at QB, completing 23 of 34 passes for 215 yards with two TDs and no INTs for 104.4 rating...In second half and OT, completed 13 of 18 attempts (72.2 percent) for 153 yards with two TDs for 134.7 rating...His two passing TDs in second half (15 yards to TE David Njoku, 16 yards to WR Jarvis Landry) helped erase 14-point halftime deficit...Rushed four times for 43 yards, including 35-yard long...(10/28) at Pit: Started at QB, completing 22 of 36 passes for 180 yards with two TDs and one interception for 80.8 rating...Posted both TDs in second half (1-yard, WR Antonio Callaway; 24 yards, TE Seth DeValve)...Directed 11-play FG drive on opening series...(11/4) vs KC: Started at QB, completing 29 of 42 passes for 297 yards with two TDs and one interception for 95.0 rating...Connected with RB Duke Johnson Jr. for two TDs (19 yards, 5 yards)...Led scoring drives on three of four possessions in first half, including 12-play, 75-yard TD drive...(11/11) vs Atl: In 28-16 win, started at QB, completing 17 of 20 passes for 216 yards with three TDs and zero INTs for 151.2 rating, becoming first NFL rookie to post 150+ rating (min. 20 attempts)...Completed 13 consecutive attempts to begin game with first incomplection not occurring until third quarter...Directed TD drives on three consecutive possessions...His three passing TDs tied a Browns rookie record...(11/25) at Cin: During 35-20 division victory on road, led Browns to first road win since 2014 and back-to-back wins by double digits since 2013...Led Cleveland to 28 points in first half, most by team since 1991... Completed 19 of 26 passes for 258 yards with four TDs and no INTs for 143.9 rating...Became first rookie in NFL history to post 140+ rating in back-to-back contests...His four TD passes tied a Browns rookie record...Led Cleveland on TD drives on first four possessions and five of six overall, with only non-scoring series in that stretch beginning with :32 remaining in first half...(12/2) at Hou: Started at QB, completing 29 of 43 passes for a Browns rookie-record 397 yards with one TD and three INTs...Became first Cleveland QB to record TD pass in nine consecutive starts since 1987...His 351 passing yards in second half were most in a half since Patriots QB Tom Brady recorded 367 in second half on Dec. 16, 2012...(12/9) vs Car: In 26-20 win, started at QB, completing 18 of 22 passes (81.8 percent) for 238 yards with one TD and no interceptions for 126.9 passer rating...Completed 66-yard pass to WR Breshad Perriman on first offensive play to set up Browns TD...Connected with WR Jarvis Landry for 51-yard TD in second quarter to tie game, 14-14...(12/15) at Den: During 17-16 primetime road victory, started at QB, completing 18 of 31 passes for 188 yards with two TDs and one INT...Completed 31-yard TD pass to WR Breshad Perriman on team's opening drive to establish initial lead, 7-0...Connected with WR Antonio Callaway for 2-yard TD in fourth quarter to give Cleveland go-ahead lead, 17-13...Rushed for 6 yards...(12/23) vs Cin: Completing sweep of Bengals with 26-18 win, started at QB, completing 27 of 37 passes for 284 yards with three TDs and zero INTs for 121.9 passer rating...Directed four consecutive scoring drives in second and third quarters to establish 23-0 lead team would not relent...Completed TD passes to TE David Njoku (3 yards), TE Darren Fells (1 yard) and Rashard Higgins (17 yards)...Connected with Njoku on 66-yard reception late in fourth quarter to seal victory...Rushed for 16 yards...(12/30) at Bal: Started at QB, completing 23 of 42 passes for 376 yards with three TDs, including 48-yard TD in third quarter.

BAKER MAYFIELD CAREER STATISTICS

Year	Team	GP	GS	PASSING				Yds	Yds/ Att	TD	Int	Lg	Sk	Yds Lst	Rating
				Att	Cmp	Pct									
2018	Cleveland	14	13	486	310	63.8	3,725	7.7	27	14	71	25	173	93.7	

Year	Team	GP	GS	RUSHING				
				No	Yds	Avg	Lg	TD
2018	Cleveland	14	13	39	131	3.4	35	0

ADDITIONAL STATISTICS: Career record as starting QB: 6-7 (.462). **FUMBLES:** 7 (3 lost).

CAREER MILESTONES: NFL debut: vs. NYJ, 9/20/18. First NFL start: at Oak., 9/30/18.

BAKER MAYFIELD GAME-BY-GAME STATISTICS

2018, CLEVELAND

Date	Opp	GP	GS	PASSING									RUSHING						
				Att	Cmp	Yds	Pct	TD	INT	LG	SK	Rtg	Att	Yds	TD				
9/9	Pit-T																		
9/16	at NO-L																		
9/20	NYJ-W	1		23	17	201	73.9	0	0	29	1	100.1	2	-2	0				
9/30	at Oak-L	1	QB	41	21	295	51.2	2	2	59	2	70.7	4	10	0				
10/7	Bal-W	1	QB	43	25	342	58.1	1	1	39	5	81.7	2	23	0				
10/14	LAC-L	1	QB	46	22	238	47.8	1	2	32	5	52.6	2	8	0				
10/21	at TB-L	1	QB	34	23	215	67.6	2	0	23	5	104.4	4	43	0				
10/28	at Pit-L	1	QB	36	22	180	61.1	2	1	24t	2	80.8	1	9	0				
11/4	KC-L	1	QB	42	29	297	69.0	2	1	38	2	95.0	0	0	0				
11/11	Atl-W	1	QB	20	17	216	85.0	3	0	28t	0	151.2	6	20	0				
11/25	at Cin-W	1	QB	26	19	258	73.1	4	0	24	0	143.9	4	-4	0				
12/2	at Hou-L	1	QB	43	29	397	67.4	1	3	71	0	75.4	0	0	0				
12/9	Car-W	1	QB	22	18	238	81.8	1	0	66	1	126.9	4	2	0				
12/15	at Den-W	1	QB	31	18	188	58.1	2	1	31t	2	83.8	4	6	0				
12/23	Cin-W	1	QB	37	27	284	73.0	3	0	66	0	121.9	6	16	0				
12/30	at Bal-L	1	QB	42	23	376	54.8	3	3	48t	0	79.1	0	0	0				
2018 TOTALS		14	13	486	310	3,725	63.8	27	14	71	25	93.7	39	131	0				



TERRANCE MITCHELL

POSITION | DEFENSIVE BACK
SCHOOL | OREGON
HT 5-11 | **WT** 191
BORN | 5/17/92
ACQUIRED | UFA (KC) - '18
NFL EXPERIENCE | 5TH YEAR

39

TRANSACTIONS

Selected by the Dallas Cowboys in the seventh round (254th overall) of the 2014 NFL Draft...Waived by the Cowboys on Aug. 30, 2014...Added to the Chicago Bears' practice squad on Sept. 1, 2014...Elevated to the Bears' active roster on Oct. 13, 2014...Waived by the Bears on Nov. 17, 2015...Added to the Bears' practice squad on Nov. 18, 2015...Removed from the Bears' practice squad on Nov. 23, 2015...Added to the Cowboys' practice squad on Dec. 2, 2015...Signed to the Cowboys' active roster on Dec. 18, 2015...Waived by the Cowboys on June 10, 2016...Claimed off waivers by the Houston Texans on June 13, 2016...Waived by the Texans on Sept. 3, 2016...Signed to the Kansas City Chiefs' practice squad on Sept. 6, 2016...Elevated to the Chiefs' active roster on Oct. 18, 2016...Waived by the Chiefs on Nov. 7, 2016...Added to the Chiefs' practice squad on Nov. 9, 2016...Signed to the Chiefs' active roster on Nov. 24, 2016...Signed by the Cleveland Browns as an unrestricted free agent on March 15, 2018.

2018: Started seven of eight games played at CB...Compiled 38 tackles (34 solo), one interception, six passes defended, two forced fumbles and one fumble recovery...Fractured his wrist in Week 4 and landed on injured reserve but was designated to return, resuming practice in Week 12 and placed on active roster by Week 14...**(9/9) vs Pit:** In Browns debut, started at CB, logging six solo tackles and one pass defended...**(9/16) at NO:** Started at CB, recording five solo tackles, two forced fumbles and one fumble recovery...Forced and recovered fumble on Saints' opening drive, setting up Browns FG...Caused second fumble of game in second quarter...Marked first career fumble recovery and career-best two forced fumbles...**(9/20) vs NYJ:** In 21-17 primetime victory, started at CB, posting five tackles (four solo) and one interception...Collected interception on NY Jets' final play to seal Browns' win...**(9/30) at Oak:** Started at CB, totaling three solo tackles and one pass defended...Sustained wrist injury in second quarter and did not return...**(12/9) vs Car:** In 26-20 win, started at CB, compiling five tackles (four solo) in first game back from injured reserve...**(12/15) at Den:** During 17-16 primetime road victory, started at CB, posting six solo tackles and two passes defended...**(12/30) at Bal:** Started at CB, registering seven tackles (five solo) and one pass defended.

TERRANCE MITCHELL CAREER STATISTICS

Year	Team	TACKLES							INTERCEPTIONS					FUMBLES		
		GP	GS	Tot	Solo	Asst	Sk	Yds	No	Yds	Lg	TD	PD	FF	FR	Yds
2014	Chicago	0	0	0	0	0	0.0	0.0	0	0	-	0	0	0	0	0
2015	Chicago	5	0	1	1	0	0.0	0.0	0	0	-	0	1	0	0	0
	Dallas	3	0	12	9	3	1.0	13.0	1	-2	-2	0	2	1	0	0
2016	Kansas City	7	2	19	17	2	0.0	0.0	0	0	-	0	6	0	0	0
2017	Kansas City	15	9	53	48	5	0.0	0.0	4	40	40	0	18	0	0	0
2018	Cleveland	8	7	38	34	4	0.0	0.0	1	0	-	0	6	2	1	0
NFL totals (five years)		38	18	129	115	14	1.0	13.0	6	38	40	0	33	3	1	0

ADDITIONAL STATISTICS: Interceptions - Philip Rivers (2), Derek Carr (1), Sam Darnold (1), Ryan Fitzpatrick (1), Paxton Lynch (1). Sacks - Colt McCoy (1.0). Special teams tackles - 1 in 2017; NFL Total: 1.

SINGLE-GAME HIGHS & CAREER MILESTONES: TACKLES: Total - 9, at LAC, 9/24/17. Solo - 9, at LAC, 9/24/17. INTERCEPTIONS: 2, at LAC, 9/24/17. Yards - 38. Long - 40, at Den., 12/21/17. TDs - None. FUMBLES: Forced - 2, at NO, 9/16/18. Recovered - 1, at NO, 9/16/18. PASSES DEFENSED: 4, at LAC, 9/24/17. SACKS: 1, vs. Was., 1/3/16 (13 yards, C. McCoy). NFL debut: vs. GB, 9/13/15. First NFL start: vs. Oak., 10/4/15. First NFL interception: vs. NYJ, 12/9/15. Last NFL interception: vs. NYJ, 9/20/18.

TERRANCE MITCHELL GAME-BY-GAME STATISTICS

2018, CLEVELAND

Date	Opp	GP	GS	Tot	So	Asst	Sk	Yd	Int	Yd	Lg	TD	PD	FF	FR	
9/9	Pit-T	1	CB	6	6	0	0.0	0.0	0	0	-	0	1	0	0	
9/16	at NO-L	1	CB	5	5	0	0.0	0.0	0	0	-	0	0	2	1	
9/20	NYJ-W	1	CB	5	4	1	0.0	0.0	1	0	0	0	1	0	0	
9/30	at Oak-L	1	CB	3	3	0	0.0	0.0	0	0	-	0	1	0	0	
10/7	Bal-W															***injured reserve -- wrist***
10/14	LAC-L															***injured reserve -- wrist***
10/21	at TB-L															***injured reserve -- wrist***
10/28	at Pit-L															***injured reserve -- wrist***
11/4	KC-L															***injured reserve -- wrist***
11/11	Atl-W															***injured reserve -- wrist***
11/25	at Cin-W															***injured reserve -- wrist***
12/2	at Hou-L															***injured reserve -- wrist***
12/9	Car-W	1	CB	5	4	1	0.0	0.0	0	0	-	0	0	0	0	
12/15	at Den-W	1	CB	6	6	0	0.0	0.0	0	0	-	0	2	0	0	
12/23	Cin-W	1		1	1	0	0.0	0.0	0	0	-	0	0	0	0	
12/30	at Bal-L	1	CB	7	5	2	0.0	0.0	0	0	-	0	1	0	0	
2018 TOTALS		8	7	38	34	4	0.0	0.0	1	0	0	0	6	2	1	

2016, KANSAS CITY

Date	Opp	GP	GS	Tot	So	As	Sk	Yd	Int	Yd	Lg	TD	PD	FF	FR	
9/11	at SD-W															***practice squad***
9/18	Hou-L															***practice squad***
9/25	at NYJ-W															***practice squad***
10/2	at Pit-L															***practice squad***
10/16	Oak-W															***not on roster***
10/23	at NO-W															***inactive -- coach's decision***
10/30	Ind-W	1		0	0	0	0.0	0.0	0	0	-	0	0	0	0	
11/6	Jax-W															***practice squad***
11/13	at Car-W															***practice squad***
11/20	TB-L															***practice squad***
11/27	at Den-W	1		0	0	0	0.0	0.0	0	0	-	0	0	0	0	
12/4	at Atl-W	1		2	2	0	0.0	0.0	0	0	-	0	0	0	0	
12/8	Oak-W	1	DB	5	5	0	0.0	0.0	0	0	-	0	0	0	0	
12/18	at Ten-L	1		2	1	1	0.0	0.0	0	0	-	0	0	0	0	
12/25	Den-W	1		6	5	1	0.0	0.0	0	0	-	0	0	0	0	
1/1	SD-W	1	DB	4	4	0	0.0	0.0	0	0	-	0	0	0	0	
2016 TOTALS		7	2	19	17	2	0.0	0.0	0	0	-	0	6	0	0	
1/15/17	Pit-L	1	DB	1	0	1	0.0	0.0	0	0	-	0	0	0	0	
1-AFC Divisional Playoff																

2015, CHICAGO

Date	Opp	GP	GS	Tot	So	As	Sk	Yd	Int	Yd	Lg	TD	PD	FF	FR	
9/13	GB-L	1		0	0	0	0.0	0.0	0	0	-	0	0	0	0	
9/20	Ari-L	1		1	1	0	0.0	0.0	0	0	-	0	1	0	0	
9/27	at Sea-L	1		0	0	0	0.0	0.0	0	0	-	0	0	0	0	
10/04	Oak-W	1		0	0	0	0.0	0.0	0	0	-	0	0	0	0	
10/11	at KC-W	1		0	0	0	0.0	0.0	0	0	-	0	0	0	0	
10/18	at Det-L															***practice squad***
11/1	Min-L															***practice squad***
11/9	at SD-W															***practice squad***
11/5	at StL-W															***practice squad***
11/22	Den-L															***practice squad***

2015, DALLAS

Date	Opp	GP	GS	Tot	So	As	Sk	Yd	Int	Yd	Lg	TD	PD	FF	FR	
11/26	Car-L															***not on roster***
12/7	at Was-W															***practice squad***
12/13	at GB-L															***practice squad***
12/19	NYJ-L	1		3	1	2	0.0	0.0	1	-2	-2	0	1	0	0	
12/27	at Buf-L	1		4	3	1	0.0	0.0	0	0	-	0	1	0	0	
1/3	Was-L	1		5	5	0	1.0	13.0	0	0	-	0	0	1	0	
2015 TOTALS		8	0	13	10	3	1.0	13.0	1	-2	-2	0	3	1	0	

2014, CHICAGO

Date	Opp	GP	GS	Tot	So	As	Sk	Yd	Int	Yd	Lg	TD	PD	FF	FR	
9/7	Buf-L															***practice squad***
9/14	at SF-W															***practice squad***
9/22	at NYJ-W															***practice squad***
10/28	GB-L															***practice squad***
10/5	at Car-L															***practice squad***
10/12	at Atl-W															***practice squad***
10/19	Mia-L															***inactive -- coach's decision***
11/26	at NE-L															***inactive -- coach's decision***
11/9	at GB-L															***inactive -- coach's decision***
11/16	Min-W															***inactive -- coach's decision***
11/23	TB-W															***inactive -- coach's decision***
11/27	at Det-L															***inactive -- coach's decision***
12/4	DaL-L															***inactive -- coach's decision***
12/15	NO-L															***inactive -- coach's decision***
12/21	Det-L															***inactive -- coach's decision***
12/28	at Min-L															***inactive -- coach's decision***
2014 TOTALS		0	0	0	0	0	0.0	0.0	0	0	0	0	0	0	0	



DAVID NJOKU

POSITION | TIGHT END
SCHOOL | MIAMI (FLA.)
HT 6-4 | **WT** 246
BORN | 7/10/96
ACQUIRED | D1C - '17
NFL EXPERIENCE | SECOND YEAR

85

TRANSACTIONS

Selected by the Cleveland Browns in the first round (29th overall) of the 2017 NFL Draft.

2018: Tied for second on team with four receiving TDs...His eight career receiving touchdowns are second-most by a Browns TE in their first two seasons..Started 14 of 16 games, collecting career bests with 56 receptions and 639 yards...**(9/9) vs Pit:** Started at TE, collecting three receptions for 13 yards...**(9/16) at NO:** Started at TE, catching four passes for 20 yards...His four receptions tied a career best...**(9/20) vs NYJ:** In 21-17 primetime victory, started at TE, registering two catches for 36 yards...**(9/30) at Oak:** Started at TE, recording five catches for 52 yards...**(10/7) vs Bal:** During 12-9 OT division win, registered six catches for 69 yards... In two-minute drill of second quarter, caught passes on back-to-back plays (19, 24 yards) to set up TD that provided Browns 6-3 lead...**(10/14) vs LAC:** Started at TE, collecting career-best and team-high seven receptions for 55 yards with one TD...His 1-yard TD in fourth quarter marked fifth career...**(10/21) at TB:** Started at TE, posting four catches for 52 yards with one TD...Scored on 15-yard catch in third quarter, marking second time in career notching TDs in back-to-back games (Weeks 2-3, 2017)...**(11/4) vs KC:** Started at TE, registering four catches for 53 yards...**(11/25) at Cin:** During 35-20 division victory on road, started at TE, posting team-best five receptions for 63 yards with one TD...Scored on 6-yard TD in second quarter, leaping from 5-yard line and being powered in by multiple members of Browns OL...Registered two 20-yard catches (24, 21) on back-to-back plays during the 96-yard drive, capped by TD catch...**(12/9) vs Car:** In 26-20 win, started at TE, posting three receptions for 35 yards...Hauled in season-long 28-yard catch in second quarter to spark FG drive...**(12/15) at Den:** During 17-16 primetime road victory, started at TE, posting three catches for 30 yards...**(12/23) vs Cin:** Completing sweep of Bengals with 26-18 win, started at TE, catching three passes for 73 yards with one TD...Hauled in 3-yard TD in first quarter to give Browns initial 7-0 lead...On final drive of fourth quarter, posted career-long 66-yard catch that allowed Browns to run out the clock and seal victory...**(12/30) at Bal:** Started at TE, catching three passes for 62 yards (20.7 avg.), including 42-yard long to set up Browns TD.

DAVID NJOKU CAREER STATISTICS

Year	Team	GP	GS	RECEIVING				
				No	Yds	Avg	LG	TD
2017	Cleveland	16	5	32	386	12.1	34	4
2018	Cleveland	16	14	56	639	11.4	66	4
NFL Totals (two years)		32	19	88	1,025	11.6	66	8

ADDITIONAL STATISTICS: 100-yard receiving games - None. Multiple-TD games - None. Special teams tackles - None. Misc. tackles - 1, vs. Bal., 12/17/17. FUMBLES - None.

SINGLE-GAME HIGHS & CAREER MILESTONES: RECEIVING: **Receptions** - 7, vs. LAC, 10/14/18. **Yards** - 74, at LAC, 12/3/17. **TDs** - 1, eight times; last: vs. Cin., 12/23/18 (3 yards, B.Mayfield). **Long** - 66, at Cin., 12/23/18. **NFL debut:** vs. Pit., 9/10/17. **First NFL start:** vs. Pit., 9/10/17. **First NFL reception:** vs. Pit., 9/10/17 (13 yards, D. Kizer). **First NFL TD:** at Bal., 9/17/17 (23 yards, K. Hogan).

DAVID NJOKU GAME-BY-GAME STATISTICS

2018, CLEVELAND

<u>Date</u>	<u>Opp</u>	<u>GP</u>	<u>GS</u>	<u>No</u>	<u>Yds</u>	<u>Avg</u>	<u>Lg</u>	<u>TD</u>
9/9	Pit-T	1	TE	3	13	4.3	8	0
9/16	at NO-L	1	TE	4	20	5.0	8	0
9/20	NYJ-W	1	TE	2	36	18.0	19	0
9/30	at Oak-L	1	TE	5	52	10.4	14	0
10/7	Bal-W	1		6	69	11.5	24	0
10/14	LAC-L	1	TE	7	55	7.9	22	1
10/21	at TB-L	1	TE	4	52	13.0	23	1
10/28	at Pit-L	1	TE	0	0	-	-	0
11/4	KC-L	1	TE	4	53	13.3	19	0
11/11	Atl-W	1		1	18	18.0	18	0
11/25	at Cin-W	1	TE	5	63	12.6	24	1
12/2	at Hou-L	1	TE	3	8	2.7	9	0
12/9	Car-W	1	TE	3	35	11.7	28	0
12/15	at Den-W	1	TE	3	30	10.0	20	0
12/23	Cin-W	1	TE	3	73	24.3	66	1
12/30	at Bal-L	1	TE	3	62	20.7	42	0
2018 TOTALS		16	14	56	639	11.4	66	4

2017, CLEVELAND

<u>Date</u>	<u>Opp</u>	<u>GP</u>	<u>GS</u>	<u>No</u>	<u>Yds</u>	<u>Avg</u>	<u>Lg</u>	<u>TD</u>
9/10	Pit-L	1	TE	2	20	10.0	13	0
9/17	at Bal-L	1		3	27	9.0	23t	1
9/24	at Ind-L	1		2	12	6.0	11	1
10/1	Cin-L	1		2	11	5.5	8	0
10/8	NYJ-L	1		3	48	16.0	21t	1
10/15	at Hou-L	1		2	0	0.0	3	0
10/22	Ten-L	1		2	58	29.0	31	0
10/29	Min-L	1	TE	2	19	9.5	11	0
11/12	at Det-L	1		1	3	3.0	3	0
11/19	Jax-L	1		1	13	13.0	13	0
11/26	at Cin-L	1		4	47	11.8	27	0
12/3	at LAC-L	1		4	74	18.5	33	1
12/10	GB-L	1		1	3	3.0	3	0
12/17	Bal-L	1	TE	0	0	-	-	0
12/24	at Chi-L	1	TE	1	13	13.0	13	0
12/31	at Pit-L	1	TE	2	38	19.0	34	0
2017 TOTALS		16	5	32	386	12.1	34	4



EMMANUEL OGBAH

POSITION | DEFENSIVE LINE
SCHOOL | OKLAHOMA STATE
HT 6-4 | **WT** 275
BORN | 11/6/93
ACQUIRED | D2 - '16
NFL EXPERIENCE | 3RD YEAR

90

TRANSACTIONS

Selected by the Cleveland Browns in the second round (32nd overall) of the 2016 NFL Draft.

2018: Started all 14 games played, posting 40 tackles (24 solo), three sacks, career-high eight passes defended and one fumble recovery...Inactive Weeks 2-3 (ankle)...**(9/9) vs Pit:** Started at DE, logging one assisted tackle and one passed defended... Sustained ankle injury in first quarter but returned to game...**(9/30) at Oak:** Started at DE, collecting three tackles (two solo) and two passes defended, tying career best...**(10/7) vs Bal:** During 12-9 OT division win, started at DE, posting four tackles (one solo) and one pass defended...In second quarter, pressured Joe Flacco and deflected pass inside Browns' 10-yard line, helping create DB Denzel Ward's interception...**(10/14) vs LAC:** Started at DE, tallying three solo tackles and one QB hit...**(10/21) at TB:** Started at DE, recording five tackles (four solo), 1.5 sacks and two passes defended...**(10/28) at Pit:** Started at DE, totaling two solo tackles and one tackle for loss...**(11/4) vs KC:** Started at DE, recording four tackles (three solo) and one pass defended...**(11/11) vs Atl:** In 28-16 win, started at DL, posting one tackle, one half-sack and one QB hit...Earned half-sack with DL Larry Ogunjobi on final play of second quarter...**(11/25) at Cin:** During 35-20 division victory on road, started at DE, totaling one assisted tackle and one fumble recovery...Recovered fumble in third quarter to set up Browns TD...**(12/2) at Hou:** Started at DE, accruing six tackles (four solo) and one sack...**(12/9) vs Car:** In 26-20 win, started at DE, posting two tackles (one solo)...**(12/15) at Den:** During 17-16 primetime road victory, started at DE, registering two solo tackles...Helped limit Broncos to 32 rushing yards on 20 attempts (1.6 avg.)...**(12/23) vs Cin:** Completing sweep of Bengals with 26-18 win, started at DE, totaling three assisted tackles and one QB hit...**(12/30) at Bal:** Started at DE, recording three tackles (two solo), one QB hit and one pass defended.

EMMANUEL OGBAH CAREER STATISTICS

Year	Team	GP	GS	TACKLES				INTERCEPTIONS					FUMBLES			
				Tot	Solo	Asst	Sk	Yds	No	Yds	Lg	TD	PD	FF	FR	Yds
2016	Cleveland	16	16	53	28	25	5.5	31.5	0	0	-	0	3	0	0	0
2017	Cleveland	10	10	29	18	11	4.0	18.0	0	0	-	0	6	2	1	0
2018	Cleveland	14	14	40	24	16	3.0	13.5	0	0	-	0	8	0	1	0
NFL totals (three years)		40	40	122	70	52	12.5	63.0	0	0	-	0	17	2	2	0

ADDITIONAL STATISTICS: Career sacks: Andy Dalton (4.5), Andy Dalton (4.5), Matt Stafford (2.0), Jameis Winston (1.5), Jacoby Brissett (1.0), Marcus Mariota (1.0), Tyrod Taylor (1.0), Deshaun Watson (1.0), Matt Ryan (0.5). **Multiple-sack games:** 4 (2 at Cin., 10/26/16; 2 at Det., 11/12/17; 1.5 at Ten., 10/16/16; 1.5 at TB, 10/21/18). **Blocked PAT** - vs. Min. (London), 10/29/17.

SINGLE-GAME HIGHS & CAREER MILESTONES: **TACKLES:** Total - 7, at Was., 10/2/16. **Solo** - 5, at Cin., 10/23/16. **SACKS:** 2.0, twice: at Cin., 10/23/16; at Det., 11/12/17. **FUMBLES:** **Forced** - 2, vs. Cin., 10/1/17. **Recovered** - 1, twice: vs. Cin., 10/1/17; at Cin., 11/15/18. **PASSES DEFENSED:** 2, three times; last at TB, 10/21/18. **NFL debut:** at Phi., 9/11/16. **First NFL start:** at Phi., 9/11/16. **First NFL sack:** at Ten., 10/16/16 (M.Mariota).

EMMANUEL OGBAH GAME-BY-GAME STATISTICS

2018, CLEVELAND

Date	Opp	GP	GS	Tot	So	Asst	Sk	Yd	Int	Yd	Lg	TD	PD	FF	FR
9/9	Pit-T	1	DE	1	0	1	0.0	0.0	0	0	-	0	1	0	0
9/16	at NO-L						***inactive -- ankle***								
9/20	NYJ-L						***inactive -- ankle***								
9/30	at Oak-L	1	DE	3	2	1	0.0	0.0	0	0	-	0	2	0	0
10/7	Bal-W	1	DE	4	1	3	0.0	0.0	0	0	-	0	1	0	0
10/14	LAC-L	1	DE	3	3	0	0.0	0.0	0	0	-	0	0	0	0
10/21	at TB-L	1	DE	5	4	1	1.5	7.5	0	0	-	0	2	0	0
10/28	at Pit-L	1	DE	2	2	0	0.0	0.0	0	0	-	0	0	0	0
11/4	KC-L	1	DE	4	3	1	0.0	0.0	0	0	-	0	1	0	0
11/11	Atl-W	1	DE	1	0	1	0.5	3.0	0	0	-	0	0	0	0
11/25	at Cin-W	1	DE	1	0	1	0.0	0.0	0	0	-	0	0	0	1
12/2	at Hou-L	1	DE	6	4	2	1.0	3.0	0	0	-	0	0	0	0
12/9	Car-W	1	DE	2	1	1	0.0	0.0	0	0	-	0	0	0	0
12/15	at Den-W	1	DE	2	2	0	0.0	0.0	0	0	-	0	0	0	0
12/23	Cin-W	1	DE	3	3	0	0.0	0.0	0	0	-	0	0	0	0
12/30	at Bal-L	1	DE	3	2	1	0.0	0.0	0	0	-	0	1	0	0
2018 TOTALS		14	14	40	24	16	3.0	13.5	0	0	-	0	8	0	1

2017, CLEVELAND

Date	Opp	GP	GS	Tot	So	As	Sk	Yd	Int	Yd	Lg	TD	PD	FF	FR
9/10	Pit-L	1	DE	1	1	0	0.0	0.0	0	0	-	0	1	0	0
9/17	at Bal-L	1	DE	0	0	0	0.0	0.0	0	0	-	0	1	0	0
9/24	at Ind-L	1	DE	6	2	4	1.0	0.0	0	0	-	0	0	0	0
10/1	Cin-L	1	DE	6	4	2	1.0	11.0	0	0	-	0	0	2	1
10/8	NYJ-L	1	DE	5	4	1	0.0	0.0	0	0	-	0	0	0	0
10/15	at Hou-L	1	DE	2	1	1	0.0	0.0	0	0	-	0	1	0	0
10/22	Ten-L	1	DE	4	1	3	0.0	0.0	0	0	-	0	0	0	0
10/29	Min-L	1	DE	0	0	0	0.0	0.0	0	0	-	0	1	0	0
11/12	at Det-L	1	DE	3	3	0	2.0	7.0	0	0	-	0	0	0	0
11/19	Jax-L	1	DE	2	2	0	0.0	0.0	0	0	-	0	2	0	0
11/26	at Cin-L						***injured reserve -- foot***								
12/3	at LAC-L						***injured reserve -- foot***								
12/10	GB-L						***injured reserve -- foot***								
12/17	Bal-L						***injured reserve -- foot***								
12/24	at Chi-L						***injured reserve -- foot***								
12/31	at Pit-L						***injured reserve -- foot***								
2017 TOTALS		10	10	29	18	11	4.0	18.0	0	0	-	0	6	2	1

2016, CLEVELAND

Date	Opp	GP	GS	Tot	So	As	Sk	Yd	Int	Yd	Lg	TD	PD	FF	FR
9/11	at Phi-L	1	OLB	1	1	0	0.0	0.0	0	0	-	0	1	0	0
9/18	Bal-L	1	OLB	2	1	1	0.0	0.0	0	0	-	0	0	0	0
9/25	at Mia-L	1	OLB	3	3	0	0.0	0.0	0	0	-	0	1	0	0
10/2	at Was-L	1	OLB	7	3	4	0.0	0.0	0	0	-	0	0	0	0
10/9	NE-L	1	OLB	1	1	0	0.0	0.0	0	0	-	0	0	0	0
10/16	at Ten-L	1	OLB	3	1	2	1.0	4.0	0	0	-	0	0	0	0
10/23	at Cin-L	1	OLB	6	5	1	2.0	12.0	0	0	-	0	0	0	0
10/30	NYJ-L	1	DE	6	2	4	0.0	0.0	0	0	-	0	0	0	0
11/6	Dal-L	1	DE	4	0	4	0.0	0.0	0	0	-	0	0	0	0
11/10	at Bal-L	1	DE	4	1	3	0.0	0.0	0	0	-	0	0	0	0
11/20	Pit-L	1	DE	1	1	0	0.0	0.0	0	0	-	0	0	0	0
11/27	NYG-L	1	DE	3	1	2	0.0	0.0	0	0	-	0	1	0	0
12/11	Cin-L	1	DE	6	3	3	1.5	12.5	0	0	-	0	0	0	0
12/18	at Buf-L	1	DE	1	1	0	1.0	3.0	0	0	-	0	0	0	0
12/24	SD-W	1	DE	4	3	1	0.0	0.0	0	0	-	0	0	0	0
1/1	at Pit-L	1	DE	1	1	0	0.0	0.0	0	0	-	0	0	0	0
2016 TOTALS		16	16	53	28	25	5.5	31.5	0	0	-	0	3	0	0



LARRY OGUNJOBI

POSITION | DEFENSIVE LINE
SCHOOL | CHARLOTTE
HT 6-3 | **WT** 305
BORN | 6/3/94
ACQUIRED | D3 - '17
NFL EXPERIENCE | 2ND YEAR

65

TRANSACTIONS

Selected by the Cleveland Browns in the third round (65th overall) of the 2017 NFL Draft.

2018: Finished second on team with career-best 5.5 sacks...Started all 16 games at DT, compiling career-high 52 tackles (33 solo)...Recorded first career forced fumble...**(9/9) vs Pit:** Started at DT, tallying a career-best seven tackles (three solo, tied career best), and one sack, his second career...In DT, sacked Ben Roethlisberger to help force punt...**(9/16) at NO:** Started at DT, amassing three solo stops and career-high two sacks...Marked first career multiple-sack game...Both sacks came on third down...On opening drive of third quarter, stopped RB Mike Gillislee for no gain on third-and-1 to complete three-and-out...**(9/20) vs NYJ:** In 21-17 primetime victory, started at DT, recording a career-best eight tackles (career-high four solo) and two tackles for loss...Five of his eight tackles resulted in a loss or no gain...**(9/30) at Oak:** Started at DT, totaling three solo tackles, one tackle for loss and two QB hits...**(10/7) vs Bal:** During 12-9 OT division win, started at DT, logging three QB hits...**(10/14) vs LAC:** Started at DT, compiling four tackles (three solo) and one-half sack...**(10/21) at TB:** Started at DT, notching two tackles (one solo) and one-half sack...**(10/28) at Pit:** Started at DT, tallying two solo tackles...Pressured Steelers QB Ben Roethlisberger on first-quarter play that led to interception...**(11/4) vs KC:** Started at DT, posting two solo tackles, one tackle for loss and one quarterback hit...**(11/11) vs Atl:** In 28-16 win, started at DT, totaling four tackles (two solo), one half-sack, and two QB hits...Earned half-sack with DL Emmanuel Ogbah on final play of second quarter...**(11/25) at Cin:** During 35-20 division victory on road, started at DT, compiling three tackles (two solo) and one tackle for loss...**(12/2) at Hou:** Started at DT...Sustained biceps injury in first half and did not return for second half...**(12/9) vs Car:** In 26-20 win, started at DT, posting four assisted tackles...**(12/15) at Den:** During 17-16 primetime road victory, started at DT, recording three solo tackles and one QB hit...In second quarter, hit QB Case Keenum when releasing pass to help cause DB Jabrill Peppers' interception in end zone that halted Denver scoring threat...Helped limit Broncos to 32 rushing yards on 20 attempts (1.6 avg.)...**(12/23) vs Cin:** Completing sweep of Bengals with 26-18 win, started at DT, amassing four solo tackles, one sack and two tackles for loss...On third down in third quarter, sacked Jeff Driskel to force Bengals FG...**(12/30) at Bal:** Started at DT, posting three tackles (one solo) and one forced fumble, his first career.

LARRY OGUNJOBI CAREER STATISTICS

Year	Team	GP	GS	TACKLES					INTERCEPTIONS					FUMBLES			
				Tot	Solo	Asst	Sk	Yds	No	Yds	Lg	TD	PD	FF	FR	Yds	
2017	Cleveland	14	1	32	17	15	1.0	7.0	0	0	-	0	0	0	0	0	0
2018	Cleveland	16	16	52	33	19	5.5	51.5	0	0	-	0	0	1	0	0	
NFL totals (two years)		30	17	84	50	33	6.5	58.5	0	0	-	0	0	1	0	0	

ADDITIONAL STATISTICS: Multiple-sack games - 1 (2, at NO, 9/16/18). Career sacks - Drew Brees (2.0), Jeff Driskel (1.0), Ben Roethlisberger (1.0), Mitchell Trubisky (1.0), Philip Rivers (0.5), Matt Ryan (0.5), Jameis Winston (0.5).

SINGLE-GAME HIGHS & CAREER MILESTONES: TACKLES: Total - 8, vs. NYJ, 9/20/18. Solo - 4, vs. NYJ, 9/20/18. INTERCEPTIONS: None. Yards - None. Long - None. TDs - None. FUMBLES: Forced - 1, at Bal., 12/30/18. Recovered - None. PASSES DEFENSED: None. SACKS: 2, at NO, 9/16/18. NFL debut: vs. Pit, 9/10/17. First NFL start: vs. Pit, 9/10/17.

LARRY OGUNJOBI GAME-BY-GAME STATISTICS

2018, CLEVELAND

Date	Opp	GP	GS	Tot	So	Asst	Sk	Yd	Int	Yd	Lg	TD	PD	FF	FR
9/9	Pit-T	1	DT	7	3	4	1.0	10.0	0	0	-	0	0	0	0
9/16	at NO-L	1	DT	3	3	0	2.0	21.0	0	0	-	0	0	0	0
9/20	NYJ-W	1	DT	8	4	4	0.0	0.0	0	0	-	0	0	0	0
9/30	at Oak-L	1	DT	3	3	0	0.0	0.0	0	0	-	0	0	0	0
10/7	Bal-W	1	DT	0	0	0	0.0	0.0	0	0	-	0	0	0	0
10/14	LAC-L	1	DT	4	3	1	0.5	6.0	0	0	-	0	0	0	0
10/21	at TB-L	1	DT	2	1	1	0.5	3.5	0	0	-	0	0	0	0
10/28	at Pit-L	1	DT	2	2	0	0.0	0.0	0	0	-	0	0	0	0
11/4	KC-L	1	DT	2	2	0	0.0	0.0	0	0	-	0	0	0	0
11/11	Atl-W	1	DT	4	2	2	0.5	3.0	0	0	-	0	0	0	0
11/25	at Cin-W	1	DT	3	2	1	0.0	0.0	0	0	-	0	0	0	0
12/2	at Hou-L	1	DT	0	0	0	0.0	0.0	0	0	-	0	0	0	0
12/9	Car-W	1	DT	4	0	4	0.0	0.0	0	0	-	0	0	0	0
12/15	at Den-W	1	DT	3	3	0	0.0	0.0	0	0	-	0	0	0	0
12/23	Cin-W	1	DT	4	4	0	1.0	8.0	0	0	-	0	0	0	0
12/30	at Bal-L	1	DT	3	1	2	0.0	0.0	0	0	-	0	0	1	0
2018 TOTALS		16	16	52	33	19	5.5	51.5	0	0	-	0	0	1	0

2017, CLEVELAND

Date	Opp	GP	GS	Tot	So	As	Sk	Yd	Int	Yd	Lg	TD	PD	FF	FR
9/10	Pit-L	1		4	2	2	0.0	0.0	0	0	-	0	0	0	0
9/17	at Bal-L	1		0	0	0	0.0	0.0	0	0	-	0	0	0	0
9/24	at Ind-L	1		2	0	2	0.0	0.0	0	0	-	0	0	0	0
10/1	Cin-L	1		3	1	2	0.0	0.0	0	0	-	0	0	0	0
10/8	NYJ-L	1		1	1	0	0.0	0.0	0	0	-	0	0	0	0
10/15	at Hou-L	1		1	1	0	0.0	0.0	0	0	-	0	0	0	0
10/22	Ten-L	1		1	0	1	0.0	0.0	0	0	-	0	0	0	0
10/29	Min-L														
11/12	at Det-L														
11/19	Jax-L	1		5	2	3	0.0	0.0	0	0	-	0	0	0	0
11/26	at Cin-L	1		0	0	0	0.0	0.0	0	0	-	0	0	0	0
12/03	at LAC-L	1		3	2	1	0.0	0.0	0	0	-	0	0	0	0
12/10	GB-L	1	DT	2	1	1	0.0	0.0	0	0	-	0	0	0	0
12/17	Bal-L	1		4	3	1	0.0	0.0	0	0	-	0	0	0	0
12/24	at Chi-L	1		4	3	1	1.0	7.0	0	0	-	0	0	0	0
12/31	at Pit-L	1		2	1	1	0.0	0.0	0	0	-	0	0	0	0
2017 TOTALS		14	1	32	17	15	1.0	7.0	0	0	-	0	0	0	0



JABRILL PEPPERS

POSITION | DEFENSIVE BACK
SCHOOL | MICHIGAN
HT 5-11 | **WT** 213
BORN | 10/4/95
ACQUIRED | D1B - '17
NFL EXPERIENCE | 2ND YEAR

22

TRANSACTIONS

Selected by the Cleveland Browns in the first round (25th overall) of the 2017 NFL Draft.

2018: Started all 16 games at S, recording career-best 77 tackles (52 solo), his first career sack, one interception, career-high five passes defended and three fumble recoveries...Browns' primary returner, returning 25 punts for 219 yards (8.8 avg.) and 19 kickoffs for 408 yards (21.5 avg.)...**(9/9) vs Pit:** Started at S, logging six tackles (three solo) and one fumble recovery...Recovered fumble forced by DL Myles Garrett in fourth quarter, returning it 16 yards to 1-yard line to set up Browns TD...Returned one kickoff 24 yards and one punt 15 yards...**(9/16) at NO:** Started at S, recording five tackles (three solo) and one tackle for loss...**(9/20) vs NYJ:** In 21-17 primetime victory, started at S, tallying four tackles (three solo)...Returned three punts for 10 yards...**(9/30) at Oak:** Started at S...Returned four kickoffs for 64 yards and one punt for 1 yard...**(10/7) vs Bal:** During 12-9 OT division win, started at S, tallying four tackles (three solo) and career-high two passes defended...Returned three punts 23 yards...**(10/14) vs LAC:** Started at S, tallying four tackles (three solo)...Returned three kickoffs 71 yards and four punts 51 yards (12.8 avg.) with 33-yard long...**(10/21) at TB:** Started at S, compiling a career-best eight tackles (career-high seven solo) and one pass defended...Returned two punts 46 yards with one fumble and one kickoff 12 yards...His 32-yard punt return in fourth quarter placed Browns on 16-yard line and set up game-tying TD on next play...**(10/28) at Pit:** Started at S, registering four tackles (three solo)...Returned two punts 26 yards and one kickoff 19 yards...**(11/4) vs KC:** Started at S, recording six tackles (three solo) and one QB hit...**(11/11) vs Atl:** In 28-16 win, started at S, registering four tackles (three solo)...Made key tackle on third down on 1-yard line to provide opportunity for team's goal-line stand in fourth quarter...Added one special teams stop...Returned two kickoffs for 41 yards and one punt 6 yards...**(11/25) at Cin:** During 35-20 division victory on road, started at S, accruing five tackles (four solo) and one pass defended...Added one special teams tackle...**(12/2) at Hou:** Started at S, tying a career-high with eight tackles (four solo)...Returned one kickoff 27 yards...**(12/9) vs Car:** In 26-20 win, started at S, notching two solo tackles...Returned one punt 19 yards prior to go-ahead TD...**(12/15) at Den:** During 17-16 primetime road victory, started at S, amassing six solo tackles, one sack, and one interception...Late in second quarter, intercepted QB Case Keenum in end zone to thwart Denver scoring threat...On fourth-and-10 with 0:43 remaining, earned first career sack by dropping Keenum to secure Browns' win...Returned one kickoff 17 yards and two punts for 9 yards...**(12/23) vs Cin:** Completing sweep of Bengals with 26-18 win, started at S, posting four tackles (one solo) and one tackle for loss...Returned two punts 12 yards and one kickoff 22 yards...**(12/30) at Bal:** Started at S, recording seven tackles (four solo), one tackle for loss and one fumble recovery...Returned one kickoff 29 yards.

JABRILL PEPPERS CAREER STATISTICS

Year	Team	TACKLES							INTERCEPTIONS					FUMBLES		
		GP	GS	Tot	Solo	Asst	Sk	Yds	No	Yds	Lg	TD	PD	FF	FR	Yds
2017	Cleveland	13	13	57	44	13	0.0	0.0	1	0	0	0	3	0	1	0
2018	Cleveland	16	16	77	52	25	1.0	11.0	1	0	0	0	5	0	3	0
NFL Totals (two years)		29	29	134	96	38	1.0	11.0	2	0	0	0	8	0	4	0

Year	Team	KICKOFF RETURNS					PUNT RETURNS					
		No	Yds	Avg	Lg	TD	No	FC	Yds	Avg	Lg	TD
2017	Cleveland	14	318	22.7	35	0	30	15	180	6.0	25	0
2018	Cleveland	19	408	21.5	29	0	25	22	219	8.8	33	0
NFL Totals (two years)		33	726	22.0	35	0	55	37	399	7.3	33	0

ADDITIONAL STATISTICS: Interceptions - Landry Jones (1), Case Keenum (1). Sacks - Case Keenum (1.0). Special-teams tackles - 1 in 2017; 2 in 2018; NFL totals: 3.

SINGLE-GAME HIGHS & CAREER MILESTONES: TACKLES: Total - 8, twice: at TB, 10/21/18; at Hou., 12/2/18. Solo - 7, at TB, 10/21/18. INTERCEPTIONS: 1, at Pit., 12/31/17. Yards - 0. Long - 0. TDs - None. FUMBLES: Forced - 0. Recovered - 1, four times; last: at Bal., 12/30/18. PASSES DEFENSED: 2, vs. Bal., 10/7/18. SACKS: 1, at Den., 12/15/18. NFL debut: vs. Pit., 9/10/17. First NFL start: vs. Pit. 9/10/17. First NFL interception: at Pit., 12/31/17. Last NFL interception: at Pit., 12/31/17.


JABRILL PEPPERS GAME-BY-GAME STATISTICS

2018, CLEVELAND

Date	Opp	GP	GS	Tot	So	Asst	Sk	Yd	Int	Yd	Lg	TD	PD	FF	FR
9/9	Pit-T	1	S	6	3	3	0.0	0.0	0	0	-	0	0	0	1
9/16	at NO-L	1	S	5	3	2	0.0	0.0	0	0	-	0	0	0	0
9/20	NYJ-W	1	S	4	3	1	0.0	0.0	0	0	-	0	0	0	0
9/30	at Oak-L	1	S	0	0	0	0.0	0.0	0	0	-	0	0	0	0
10/7	Bal-W	1	S	4	3	1	0.0	0.0	0	0	-	0	2	0	0
10/14	LAC-L	1	S	4	3	1	0.0	0.0	0	0	-	0	0	0	1
10/21	at TB-L	1	S	8	7	1	0.0	0.0	0	0	-	0	1	0	0
10/28	at Pit-L	1	S	4	3	1	0.0	0.0	0	0	-	0	0	0	0
11/4	KC-L	1	S	6	3	3	0.0	0.0	0	0	-	0	0	0	0
11/11	Atl-W	1	S	4	3	1	0.0	0.0	0	0	-	0	0	0	0
11/25	at Cin-W	1	S	5	4	1	0.0	0.0	0	0	-	0	1	0	0
12/2	at Hou-L	1	S	8	4	4	0.0	0.0	0	0	-	0	0	0	0
12/9	Car-W	1	S	2	2	0	0.0	0.0	0	0	-	0	0	0	0
12/15	at Den-W	1	S	6	6	0	1.0	11.0	1	0	0	0	1	0	0
12/23	Cin-W	1	S	4	1	3	0.0	0.0	0	0	-	0	0	0	0
12/30	at Bal-L	1	S	7	4	3	0.0	0.0	0	0	-	0	0	0	1
2018 TOTALS		16	16	77	52	25	1.0	11.0	1	0	0	0	5	0	3

2017, CLEVELAND

Date	Opp	GP	GS	Tot	So	As	Sk	Yd	Int	Yd	Lg	TD	PD	FF	FR
9/10	Pit-L	1	S	4	4	0	0.0	0.0	0	0	-	0	1	0	1
9/17	at Bal-L	1	S	5	5	0	0.0	0.0	0	0	-	0	0	0	0
9/24	at Ind-L	1	S	5	4	1	0.0	0.0	0	0	-	0	0	0	0
10/1	Cin-L	1	S	4	2	2	0.0	0.0	0	0	-	0	0	0	0
10/8	NYJ-L	1	S	3	1	2	0.0	0.0	0	0	-	0	0	0	0
10/15	at Hou-L	1	S	5	4	1	0.0	0.0	0	0	-	0	0	0	0
10/22	Ten-L														
10/29	Min-L														
11/12	at Det-L	1	S	4	4	0	0.0	0.0	0	0	-	0	0	0	0
11/19	Jax-L	1	S	2	0	2	0.0	0.0	0	0	-	0	1	0	0
11/26	at Cin-L	1	S	7	4	3	0.0	0.0	0	0	-	0	0	0	0
12/3	at LAC-L	1	S	4	4	0	0.0	0.0	0	0	-	0	0	0	0
12/10	GB-L														
12/17	Bal-L	1	S	7	5	2	0.0	0.0	0	0	-	0	0	0	0
12/24	at Chi-L	1	S	3	3	0	0.0	0.0	0	0	-	0	0	0	0
12/31	at Pit-L	1	S	4	4	0	0.0	0.0	1	0	0	0	1	0	0
2017 TOTALS		13	13	57	44	13	0.0	0.0	1	0	0	0	3	0	1



BRESHAD PERRIMAN

POSITION | WIDE RECEIVER
SCHOOL | CENTRAL FLORIDA
HT 6-2 | **WT** 211
BORN | 9/10/93
ACQUIRED | FA - '18
NFL EXPERIENCE | 4TH YEAR

19

TRANSACTIONS

Selected in the first round (26th overall) of the 2015 NFL Draft by the Baltimore Ravens...Waived by the Ravens on Sept. 1, 2018...Signed by the Washington Redskins on Sept. 18, 2018...Waived by the Redskins on Sept. 22, 2018...Signed by the Cleveland Browns on Oct. 13, 2018.

2018: Played in 10 games (two starts), posting 16 catches for 340 yards (21.3 avg.) with two TDs...Spent offseason and training camp with the Baltimore Ravens...Signed by Washington prior to Week 3 and waived on Sept. 22...Signed by Cleveland prior to Week 6...**(10/14) vs LAC:** Inactive (coach's decision)...**(10/21) at TB:** In Browns debut, caught one pass for 6 yards...**(11/4) vs KC:** Posted two receptions for 36 yards...Rushed twice for 9 yards...**(11/11) vs Atl:** In 28-16 win, caught two passes for 33 yards...**(11/25) at Cin:** During 35-20 division victory on road, caught one pass for 6 yards...Lost 12 yards on end around...**(12/2) at Hou:** Posted two catches for 26 yards...**(12/9) vs Car:** In 26-20 win, started at WR, collecting two catches for career-best 81 yards...Caught career-long 66-yard pass on offense's first play to set up TD...**(12/15) at Den:** During 17-16 primetime road victory, started at WR and hauled in 31-yard TD on Browns' first possession, his first score since 2016...**(12/23) vs Cin:** Completing sweep of Bengals with 26-18 win, collected two catches for game-best 76 yards...Hauled in 63-yard pass from WR Jarvis Landry to set up TD in second quarter...**(12/30) at Bal:** Recorded three catches for 45 yards, including 28-yard TD on game's opening possession...Rushed once for 5 yards.

BRESHAD PERRIMAN CAREER STATISTICS

Year	Team	RECEIVING							RUSHING				
		GP	GS	No	Yds	Avg	Lg	TD	Att	Yds	Avg	Lg	TD
2015	Baltimore								***injured reserve - knee***				
2016	Baltimore	16	1	33	499	15.1	53t	3	1	2	2.0	2	0
2017	Baltimore	11	3	10	77	7.7	14	0	0	0	-	-	0
2018	Cleveland	10	2	16	340	21.3	66	2	4	2	0.5	7	0
NFL totals (four years)		37	6	59	916	15.5	66	5	5	4	0.8	7	0

SINGLE-GAME HIGHS & CAREER MILESTONES: RECEIVING: Receptions - 4, at Cin., 1/1/17. Yards - 81, vs. Car., 12/9/18. Long - 66, vs. Car., 12/9/18. TDs- 1, five times; last: at Bal., 12/30/18. NFL debut: vs. Buf, 9/11/16. First NFL start: at NYJ, 10/23/16. First NFL reception: vs. Buf., 9/11/16 (35 yards, J.Flacco).

BRESHAD PERRIMAN GAME-BY-GAME STATISTICS

2018, CLEVELAND

Date	Opp	GP	GS	No	Yds	Avg	Lg	TD
9/9	Pit-T			***not with team***				
9/16	at NO-L			***not with team***				
9/20	NYJ-W			***not with team***				
9/30	at Oak-L			***not with team***				
10/7	Bal-W			***not with team***				
10/14	LAC-L			***inactive -- coach's decision***				
10/21	at TB-L	1		1	6	6.0	6	0
10/28	at Pit-L	1		0	0	-	-	0
11/4	KC-L	1		2	36	18.0	18	0
11/11	Atl-W	1		2	33	16.5	17	0
11/25	at Cin-W	1		1	6	6.0	6	0
12/2	at Hou-L	1		2	26	13.0	19	0
12/9	Car-W	1	WR	2	81	40.5	66	0
12/15	at Den-W	1	WR	1	31	31.0	31t	1
12/23	Cin-W	1		2	76	38.0	63	0
12/30	at Bal-L	1		3	45	15.0	28t	1
2018 TOTALS		10	2	16	340	21.3	66	2

2017, BALTIMORE

<u>Date</u>	<u>Opp</u>	<u>GP</u>	<u>GS</u>	<u>No</u>	<u>Yds</u>	<u>Avg</u>	<u>Lg</u>	<u>TD</u>
9/10	at Cin-W	1		1	5	5.0	5	0
9/17	Cle-W	1		0	0	-	-	0
9/24	at Jax-L	1		0	0	-	-	0
10/1	Pit-L	1		1	6	6.0	6	0
10/8	at Oak-W	1		2	15	7.5	13	0
10/15	Chi-L	1	WR	0	0	-	-	0
10/22	at Min-L			<i>***inactive - concussion***</i>				
11/26	Mia-W	1	WR	0	0	-	-	0
11/5	at Ten-L	1		3	28	9.3	14	0
11/19	at GB-W			<i>***inactive - coach's decision***</i>				
11/27	Hou-W	1		0	0	-	-	0
12/3	Det-W			<i>***inactive - coach's decision***</i>				
12/10	at Pit-L			<i>***inactive - coach's decision***</i>				
12/17	at Cle-W	1		1	9	9.0	9	0
12/23	Ind-W	1	WR	2	14	7.0	8	0
12/31	Cin-L			<i>***inactive - coach's decision***</i>				
2017 TOTALS		11	3	10	77	7.7	14	0

2016, BALTIMORE

<u>Date</u>	<u>Opp</u>	<u>GP</u>	<u>GS</u>	<u>No</u>	<u>Yds</u>	<u>Avg</u>	<u>Lg</u>	<u>TD</u>
9/11	Buf-W	1		1	35	35.0	35	0
9/18	at Cle-W	1		2	32	16.0	20	0
9/25	at Jax-W	1		2	22	11.0	15	0
10/2	Oak-L	1		3	24	8.0	15	0
10/9	Was-L	1		2	11	5.5	9	0
10/16	at NYG-L	1		3	48	16.0	41	0
10/23	at NYJ-L	1	WR	1	11	11.0	11	0
11/6	Pit-W	1		3	33	11.0	16	0
11/10	Cle-W	1		3	64	21.0	27t	1
11/20	at Dal-L	1		0	0	-	-	0
11/27	Cin-W	1		1	14	14.0	14t	1
12/4	Mia-W	1		2	59	29.5	53t	1
12/12	at NE-L	1		3	52	17.3	47	0
12/18	Phi-W	1		0	0	-	-	0
12/25	at Pit-L	1		3	32	10.7	15	0
1/1	at Cin-L	1		4	63	15.5	39	0
2016 TOTALS		16	1	33	499	15.1	53t	3



BRIAN PRICE

POSITION | DEFENSIVE LINE
SCHOOL | TEXAS-SAN ANTONIO
HT 6-2 | **WT** 322
BORN | 6/24/94
ACQUIRED | FA - '18
NFL EXPERIENCE | 2ND YEAR

91

TRANSACTIONS

Signed with the Green Bay Packers as an undrafted free agent on May 6, 2016...Released by the Packers on Sept. 2, 2017... Acquired via waivers by the Dallas Cowboys on Sept. 3, 2017...Waived by the Cowboys on Sept. 2, 2018... Acquired via waivers by the Oakland Raiders on Sept. 3, 2018...Waived by the Raiders on Sept. 18, 2018...Added to the practice squad of the Cleveland Browns on Sept. 21, 2018...Elevated to the Browns' active roster on Oct. 4, 2018.

2018: Played in Browns' final 12 games, recording 11 tackles (six solo)...Spent offseason and training camp with Packers...Member of Raiders' active roster Weeks 1-2, playing in one game...Signed to Browns' practice squad prior to Week 4 and elevated to active roster prior to Week 5...(10/7) vs Bal: During 12-9 OT division win, contributed on defense in Browns debut...(10/14) vs LAC: Logged two tackles (one solo)...(10/28) at Pit: Posted two tackles (one solo)...(11/25) at Cin: During 35-20 division victory on road, logged one assisted tackle...(12/2) at Hou: Recorded career-best five tackles (three solo)...(12/15) at Den: During 17-16 primetime road victory, notched one tackle for loss to help force Broncos FG...(12/23) vs Cin: Completing sweep of Bengals with 26-18 win, contributed on defense.

BRIAN PRICE CAREER STATISTICS

Year	Team	GP	GS	TACKLES				Sk	Yds	INTERCEPTIONS				FUMBLES			
				Tot	Solo	Asst	Yds			No	Yds	Lg	TD	PD	FF	FR	Yds
2016	Green Bay	1	0	0	0	0	0.0	0.0	0	0	-	0	0	0	0	0	0
2017	Dallas	8	0	8	5	3	0.0	0.0	0	0	-	0	1	0	0	0	0
2018	Oakland	1	1	1	0	1	0.0	0.0	0	0	-	0	0	0	0	0	0
	Cleveland	12	0	11	6	5	0.0	0.0	0	0	-	0	0	0	0	0	0
	2018 totals	13	1	12	6	6	0.0	0.0	0	0	-	0	0	0	0	0	0
	NFL totals (two years)	22	1	20	11	9	0.0	0.0	0	0	-	0	1	0	0	0	0

SINGLE-GAME HIGHS & CAREER MILESTONES: TACKLES: Total - 5, at Hou., 12/2/18. Solo - 3, twice: at Den., 9/17/17; at Hou., 12/2/18. **PASSES DEFENSED** - 1, 10/22/17 at SF.

BRIAN PRICE GAME-BY-GAME STATISTICS

2018, OAKLAND

Date	Opp	GP	GS	Tot	So	Asts	Sk	Yd	Int	Yd	Lg	TD	PD	FF	FR
9/10	LAR-L														
inactive -- coach's decision															
9/16	at Den-L	1	DL	1	0	1	0.0	0	0	0	-	0	0	0	0

2018, CLEVELAND

Date	Opp	GP	GS	Tot	So	Asst	Sk	Yd	Int	Yd	Lg	TD	PD	FF	FR
9/20	NYJ-W														
not with team															
9/30	at Oak-L														
Browns' practice squad															
10/7	Bal-W	1		0	0	0	0.0	0.0	0	0	-	0	0	0	0
10/14	LAC-L	1		2	1	1	0.0	0.0	0	0	-	0	0	0	0
10/21	at TB-L	1		0	0	0	0.0	0.0	0	0	-	0	0	0	0
10/28	at Pit-L	1		2	1	1	0.0	0.0	0	0	-	0	0	0	0
11/4	KC-L	1		0	0	0	0.0	0.0	0	0	-	0	0	0	0
11/11	Atl-W	1		0	0	0	0.0	0.0	0	0	-	0	0	0	0
11/25	at Cin-W	1		1	0	1	0.0	0.0	0	0	-	0	0	0	0
12/2	at Hou-L	1		5	3	2	0.0	0.0	0	0	-	0	0	0	0
12/9	Car-W	1		0	0	0	0.0	0.0	0	0	-	0	0	0	0
12/15	at Den-W	1		1	1	0	0.0	0.0	0	0	-	0	0	0	0
12/23	Cin-W	1		0	0	0	0.0	0.0	0	0	-	0	0	0	0
12/30	at Bal-L	1		0	0	0	0.0	0.0	0	0	-	0	0	0	0
2018 TOTALS		13	1	12	6	6	0.0	0.0	0	0	-	0	0	0	0

BRIAN PRICE CONTINUED

2017, DALLAS

Date	Opp	GP	GS	Tot	So	Asts	Sk	Yd	Int	Yd	Lg	TD	PD	FF	FR	
9/10	NYG-W	1		0	0	0	0.0	0	0	0	-	0	0	0	0	
9/17	at Den-L	1		3	3	0	0.0	0	0	0	-	0	0	0	0	
9/25	at Ari-W	1		3	2	1	0.0	0	0	0	-	0	0	0	0	
10/1	LAR-L	1		0	0	0	1.0	0	0	0	-	0	0	0	0	
10/8	GB-L	1		0	0	0	0.0	0	0	0	-	0	0	0	0	
10/22	at SF-W	1		0	0	0	0.0	0	0	0	-	0	1	0	0	
10/29	at Was-W	1		1	0	1	0.0	0	0	0	-	0	0	0	0	
11/5	KC-W	1		1	0	1	0.0	0	0	0	-	0	0	0	0	
11/12	at Atl-L															***injured reserve -- knee***
11/19	Phi-L															***injured reserve -- knee***
11/23	LAC-L															***injured reserve -- knee***
11/30	Was-W															***injured reserve -- knee***
12/10	at NYG-W															***injured reserve -- knee***
12/17	at Oak-W															***injured reserve -- knee***
12/23	Sea-L															***injured reserve -- knee***
12/31	at Phi-W															***injured reserve -- knee***
2017 TOTALS		8	0	8	5	3	0.0	0.0	0	0	-	0	1	0	0	

2016, GREEN BAY

Date	Opp	GP	GS	Tot	So	As	Sk	Yd	Int	Yd	Lg	TD	PD	FF	FR	
9/11	at Jax-W															***Packers' practice squad***
9/18	at Min-L															***Packers' practice squad***
9/25	Det-W	1		0	0	0	0.0	0	0	0	-	0	0	0	0	
10/9	NYG-W															***Packers' practice squad***
10/16	Dal-L															***Packers' practice squad***
10/20	Chi-W															***Packers' practice squad***
10/30	at Atl-L															***Packers' practice squad***
11/6	Ind-L															***Packers' practice squad***
11/13	at Ten-L															***Packers' practice squad***
11/20	at Was-L															***Packers' practice squad***
11/28	at Phi-W															***Packers' practice squad***
12/4	Hou-W															***Packers' practice squad***
12/11	Sea-W															***Packers' practice squad***
12/18	at Chi-W															***Packers' practice squad***
12/24	Min-W															***Packers' practice squad***
1/1	at Det-W															***Packers' practice squad***
2016 TOTALS		1	0	0	0	0	0.0	0	0	0	-	0	0	0	0	



DAMARIOUS RANDALL

POSITION | DEFENSIVE BACK
SCHOOL | ARIZONA STATE
HT 5-11 | **WT 196**
BORN | 8/29/92
ACQUIRED | TR. (GB) - '18
NFL EXPERIENCE | 4TH YEAR

23

TRANSACTIONS

Selected by the Green Bay Packers in the first round (30th overall) of the 2015 NFL Draft...Traded to the Cleveland Browns on March 14, 2018.

2018: Returned to S following time at CB with Green Bay after playing S in college, starting all 15 games played with Browns... Totaled career-best 84 tackles (71 solo)...Tied career highs with team-best four INTs and nine passes defended, second-most among Browns...With four INTs this year, has at least three picks in each year of his career...Recovered one fumble...Missed Week 9 with a groin injury...**(9/9) vs Pit:** Started at S in Browns debut, totaling four tackles (three solo), one interception and two passes defended...Registered 11th career INT and first with Browns in second quarter...Added one special teams tackle on kickoff...**(9/16) at NO:** Started at S, posting five tackles (four solo), two passes defended and one fumble recovery...Recovered fumble forced by DB Terrance Mitchell on Saints' opening drive, setting up FG...**(9/20) vs NYJ:** In 21-17 primetime victory, started at S, notching four tackles (three solo)...**(9/30) at Oak:** Started at S, collecting six solo tackles, one tackle for loss, one interception and two passes defended...In third quarter, picked off Derek Carr and returned it career-best 50 yards to set up Browns' TD drive...**(10/7) vs Bal:** During 12-9 OT division win, started at S, recording six tackles (five solo)...Played every defensive snap...**(10/14) vs LAC:** Started at S, totaling game-best eight solo tackles...Played every defensive snap...**(10/21) at TB:** Started at S, amassing career-high and game-best 12 tackles (11 solo)...**(11/4) vs KC:** Inactive (groin)...**(11/11) vs Atl:** In 28-16 win, started at S, recording four solo tackles and one tackle for loss...**(11/25) at Cin:** During 35-20 division victory on road, started at S, amassing three solo tackles and one interception...In second quarter, intercepted Andy Dalton to set up Browns' fourth consecutive TD...Played every defensive snap...**(12/2) at Hou:** Started at S, recording eight tackles (seven solo)...Played every defensive snap...**(12/9) vs Car:** In 26-20 win, started at S, amassing team-high nine tackles (eight solo) and one interception...Picked off Cam Newton in fourth quarter to seal Browns win...**(12/15) at Den:** During 17-16 primetime road victory, started at S, notching two tackles (one solo)...**(12/23) vs Cin:** Completing sweep of Bengals with 26-18 win, started at S, totaling three tackles (one solo).

DAMARIOUS RANDALL CAREER STATISTICS

Year	Team	GP		TACKLES				INTERCEPTIONS					FUMBLES			
		GS	Tot	Solo	Asst	Sk	Yds	No	Yds	Lg	TD	PD	FF	FR	Yds	
2015	Green Bay	15	9	58	53	5	0.0	0.0	3	47	43t	1	14	0	0	0
2016	Green Bay	10	9	39	35	4	0.0	0.0	3	91	44	0	9	0	0	0
2017	Green Bay	14	12	47	38	9	0.0	0.0	4	35	21t	1	9	0	1	0
2018	Cleveland	15	15	84	71	13	0.0	0.0	4	59	50	0	9	0	1	0
NFL totals (four years)		54	45	228	197	31	0.0	0.0	14	232	50	2	41	0	2	0

ADDITIONAL STATISTICS: Interceptions - Derek Carr (2), Ben Roethlisberger (2), Cam Newton (2), Russell Wilson (2), Drew Brees (1), Andy Dalton (1), Case Keenum (1), Peyton Manning (1), Dak Prescott (1), Matthew Stafford (1). Sacks - None. Special teams tackles - 2 in 2015, 2 in 2016; 1 in 2018; NFL Total: 5.

SINGLE-GAME HIGHS & CAREER MILESTONES: TACKLES: Total - 12, at TB, 10/21/18. Solo - 11, at TB, 10/21/18. INTERCEPTIONS: 2, vs. Sea., 12/11/16. Yards - 50, at Oak., 9/30/18. Long - 50, at Oak., 9/30/18. TDs - 1, twice; at Oak., 12/20/15, at Dal., 10/8/17. FUMBLES: Forced - None. Recovered - 1, twice: vs. Det., 1/6/17; at NO, 9/16/18. PASSES DEFENSED: 3, vs. NYG, 1/8/17. SACKS: None. NFL debut: at Chi., 9/13/15. First NFL start: vs. StL., 10/11/15. First NFL interception: at Den., 11/1/15. Last NFL interception: vs. Car., 12/2/18.

DAMARIOUS RANDALL GAME-BY-GAME STATISTICS

2018, CLEVELAND

Date	Opp	GP	GS	Tot	So	Asst	Sk	Yd	Int	Yd	Lg	TD	PD	FF	FR	
9/9	Pit-T	1	S	4	3	1	0.0	0.0	1	0	0	0	2	0	0	
9/16	at NO-L	1	S	5	4	1	0.0	0.0	0	0	-	0	2	0	1	
9/20	NYJ-W	1	S	4	3	1	0.0	0.0	0	0	-	0	0	0	0	
9/30	at Oak-L	1	S	6	6	0	0.0	0.0	1	50	50	0	2	0	0	
10/7	Bal-W	1	S	6	5	0	0.0	0.0	0	0	-	0	0	0	0	
10/14	LAC-L	1	S	8	8	0	0.0	0.0	0	0	-	0	0	0	0	
10/21	at TB-L	1	S	12	11	0	0.0	0.0	0	0	-	0	0	0	0	
10/28	at Pit-L	1	S	4	4	0	0.0	0.0	0	0	-	0	1	0	0	
11/4	KC-L															
11/11	Atl-W	1	S	4	4	0	0.0	0.0	0	0	-	0	0	0	0	
11/25	at Cin-W	1	S	3	3	0	0.0	0.0	1	2	2	0	1	0	0	
12/2	at Hou-L	1	S	8	7	1	0.0	0.0	0	0	-	0	0	0	0	
12/9	Car-W	1	S	9	8	1	0.0	0.0	1	7	7	0	1	0	0	
12/15	at Den-W	1	S	2	1	1	0.0	0.0	0	0	-	0	0	0	0	
12/23	Cin-W	1	S	3	1	2	0.0	0.0	0	0	-	0	0	0	0	
12/30	at Bal-L	1	S	6	3	3	0.0	0.0	0	0	-	0	0	0	0	
2018 TOTALS		15	15	84	71	13	0.0	0.0	4	59	50	0	9	0	1	

2017, GREEN BAY

Date	Opp	GP	GS	Tot	So	As	Sk	Yd	Int	Yd	Lg	TD	PD	FF	FR	
9/10	Sea-W	1	DB	6	6	0	0.0	0.0	0	0	-	0	1	0	0	
9/17	at Atl-L	1	DB	3	3	0	0.0	0.0	0	0	-	0	0	0	0	
9/24	Cin-W	1	DB	4	3	1	0.0	0.0	0	0	-	0	0	0	0	
9/28	Chi-W	1	DB	5	3	2	0.0	0.0	0	0	-	0	0	0	0	
10/8	at Dal-W	1		1	1	0	0.0	0.0	1	21	21	1	1	0	0	
10/15	at Min-L	1	DB	3	3	0	0.0	0.0	1	14	14	0	1	0	0	
10/22	NO-L	1		3	2	1	0.0	0.0	1	0	0	0	1	0	0	
11/6	Det-L	1	DB	4	3	1	0.0	0.0	0	0	-	0	0	0	1	
11/12	at Chi-W	1	DB	3	3	0	0.0	0.0	0	0	-	0	0	0	0	
11/19	Bal-L	1	DB	2	2	0	0.0	0.0	0	0	-	0	0	0	0	
11/26	at Pit-L	1	DB	5	1	4	0.0	0.0	1	0	0	0	2	0	0	
12/3	TB-W	1	DB	2	2	0	0.0	0.0	0	0	-	0	1	0	0	
12/10	at Cle-W	1	DB	2	2	0	0.0	0.0	0	0	-	0	1	0	0	
12/17	at Car-L	1	DB	4	4	0	0.0	0.0	0	0	-	0	1	0	0	
12/23	Min-L															
12/31	at Det-L															
2017 TOTALS		14	12	53	48	5	0.0	0.0	4	40	40	0	9	0	1	

DAMARIOUS RANDALL CONTINUED

2016, GREEN BAY

Date	Opp	GP	GS	Tot	So	As	Sk	Yd	Int	Yd	Lg	TD	PD	FF	FR
9/11	at Jax-W	1	DB	6	6	0	0.0	0.0	0	0	-	2	0	0	0
9/18	at Min-L	1	DB	5	5	0	0.0	0.0	0	0	-	0	0	0	0
9/25	Det-W	1	DB	2	2	0	0.0	0.0	1	44	44	1	0	0	0
10/9	NYG-W														
10/16	Dal-L	1	DB	2	2	0	0.0	0.0	0	0	-	0	0	0	0
10/20	Chi-W														
10/30	at Atl-L														
11/6	Ind-L														
11/13	at Ten-L														
11/20	at Was-L														
11/28	at Phi-W	1	DB	6	6	0	0.0	0.0	0	0	-	0	1	0	0
12/4	Hou-W	1	DB	2	1	1	0.0	0.0	0	0	-	0	0	0	0
12/11	Sea-W	1	DB	5	3	2	0.0	0.0	2	47	26	0	2	0	0
12/18	at Chi-W	1	DB	1	1	0	0.0	0.0	0	0	-	0	1	0	0
12/24	Min-W	1		4	4	0	0.0	0.0	0	0	-	0	2	0	0
1/1	at Det-W	1	DB	6	5	1	0.0	0.0	0	0	-	0	0	0	0
2016 TOTALS		10	9	39	35	4	0.0	0.0	3	91	44	0	9	0	0
1/8/17	NYG-W1	1	DB	5	5	0	0.0	0.0	1	78	78	0	3	0	0
1/15/17	at Dal-W2	1	DB	6	5	1	0.0	0.0	0	0	-	0	0	0	0
1/22/17	at Atl-L3	1	DB	1	1	0	0.0	0.0	0	0	-	0	0	0	0

1-NFC Wild Card; 2-NFC Divisional Playoff; 3-NFC Championship

2015, GREEN BAY

Date	Opp	GP	GS	Tot	So	As	Sk	Yd	Int	Yd	Lg	TD	PD	FF	FR
9/13	at Chi-W	1		1	1	0	0.0	0.0	0	0	-	0	2	0	0
9/20	Sea-W	1		0	0	0	0.0	0.0	0	0	-	0	1	0	0
9/28	KC-W	1		3	2	1	0.0	0.0	0	0	-	0	1	0	0
10/4	at SF-W	1		4	3	1	0.0	0.0	0	0	-	0	1	0	0
10/11	StL-W	1	DB	4	4	0	0.0	0.0	0	0	-	0	0	0	0
10/18	SD-W	1	DB	7	7	0	0.0	0.0	0	0	-	0	2	0	0
11/1	at Den-L	1		7	6	1	0.0	0.0	1	0	0	0	1	0	0
11/8	at Car-L	1	DB	5	5	0	0.0	0.0	1	4	4	0	2	0	0
11/15	Det-L	1	DB	4	4	0	0.0	0.0	0	0	-	0	1	0	0
11/22	at Min-W	1	DB	7	6	1	0.0	0.0	0	0	-	0	1	0	0
11/26	Chi-L	1	DB	2	2	0	0.0	0.0	0	0	-	0	0	0	0
12/3	at Det-W														
12/13	Dal-W	1	DB	0	0	0	0.0	0.0	0	0	-	0	1	0	0
12/20	at Oak-W	1	DB	7	6	1	0.0	0.0	1	43	43	1	1	0	0
12/27	at Ari-L	1	DB	4	4	0	0.0	0.0	0	0	-	0	0	0	0
1/3	Min-L	1		3	3	0	0.0	0.0	0	0	-	0	0	0	0
2015 TOTALS		15	9	58	53	5	0.0	0.0	3	47	43	1	14	0	0
1/10/16	at Was-W1	1	DB	8	4	4	0.0	0.0	0	0	-	0	1	0	0
1/16/16	at Ari-L2	1	DB	3	3	0	0.0	0.0	1	0	0	0	1	0	0

1-NFC Wild Card; 2-NFC Divisional Playoff



DAMION RATLEY

POSITION | WIDE RECEIVER
SCHOOL | TEXAS A&M
HT 6-2 | **WT** 200
BORN | 4/16/95
ACQUIRED | D6A - '18
NFL EXPERIENCE | ROOKIE

18

TRANSACTIONS

Selected by the Cleveland Browns in the sixth round (175th overall) of the 2018 NFL Draft.

2018: Played in 13 games with three starts at WR...Posted 13 catches for 144 yards...Inactive Weeks 1 and 4-5 (coach's decision)...
(9/16) at NO: In NFL debut, contributed on special teams...**(9/20) vs NYJ:** In 21-17 primetime victory, contributed at WR and on special teams...**(10/14) vs LAC:** Started first career game at WR, posting six receptions for team-high 82 yards...**(10/21) at TB:** Started at WR, registering three catches for 23 yards...**(10/28) at Pit:** Caught one pass for 21 yards...**(11/4) vs KC:** Started at WR, collecting two receptions for 16 yards...**(11/11) vs Atl:** In 28-16 win, contributed on offense and special teams...**(11/25) at Cin:** During 35-20 division victory on road, contributed on offense...**(12/2) at Hou:** Recorded one reception for 2 yards...**(12/9) vs Car:** In 26-20 win, contributed on offense and special teams...**(12/15) at Den:** During 17-16 primetime road victory, contributed on offense and special teams.


DAMION RATLEY CAREER STATISTICS

Year	Team	GP	GS	RECEIVING				
				No	Yds	Avg	LG	TD
2018	Cleveland	13	3	13	144	11.1	27	0

DAMION RATLEY GAME-BY-GAME STATISTICS

2018, CLEVELAND

Date	Opp	GP	GS	No	Yds	Avg	Lg	TD
9/9	Pit-T			***inactive -- coach's decision***				
9/16	at NO-L	1		0	0	-	-	0
9/20	NYJ-W	1		0	0	-	-	0
9/30	at Oak-L			***inactive -- coach's decision***				
10/7	Bal-W			***inactive -- coach's decision***				
10/14	LAC-L	1	WR	6	82	13.7	27	0
10/21	at TB-L	1	WR	3	23	7.7	9	0
10/28	at Pit-L	1		1	21	21.0	21	0
11/4	KC-L	1	WR	2	16	8.0	9	0
11/11	Atl-W	1		0	0	-	-	0
11/25	at Cin-W	1		0	0	-	-	0
12/2	at Hou-L	1		1	2	2.0	2	0
12/9	Car-W	1		0	0	-	-	0
12/15	at Den-W	1		0	0	-	-	0
12/23	Cin-W	1		0	0	-	-	0
12/30	at Bal-L	1		0	0	-	-	0
2018 TOTALS		13	3	13	144	11.1	27	0



GREG ROBINSON

POSITION | OFFENSIVE LINE
SCHOOL | AUBURN
HT 6-5 | **WT** 330
BORN | 10/21/92
ACQUIRED | FA - '18
NFL EXPERIENCE | 5TH YEAR

78

TRANSACTIONS

Selected by the St. Louis Rams in the first round (2nd overall) of the 2014 NFL Draft...Traded to the Detroit Lions on June 15, 2017...Signed by the Cleveland Browns as a free agent on June 19, 2018.

2018: Started final eight games at LT, playing every offensive snap...Contributed on FG protect in all 16 games... Stalwart of Browns unit that did not allow a sack in five of team's final seven games (three total, fewest allowed in NFL during Weeks 10-17)...**(9/9) vs Pit:** In Browns debut, contributed on FG protect...**(10/28) at Pit:** Contributed on offense as extra OL and on special teams...**(11/4) vs KC:** Started first game with Browns at LT, playing every offensive snap...**(11/11) vs Atl:** In 28-16 win, started at LG, playing every offensive snap and contributing on FG protect...Helped Browns become one of only three teams to rush for 200+ yards (211) and not surrender a sack in a game this season (Saints and Colts)...**(11/25) at Cin:** During 35-20 division victory on road, started at LT, playing every offensive snap...Helped Browns go back-to-back weeks with zero sacks allowed for first time since 2007...**(12/2) at Hou:** Started at LT, playing every offensive snap...Member of Browns OL that did not surrender a sack in three games for first time since 1988...**(12/15) at Den:** During 17-16 primetime road victory, started at LT, playing every offensive snap...**(12/23) vs Cin:** Completing sweep of Bengals with 26-18 win, started at LT, playing every offensive snap...Bolstered Browns' 146 rushing yards and 5.2 per carry avg. (28 attempts).

GREG ROBINSON CAREER STATISTICS

<u>Year</u>	<u>Team</u>	<u>GP</u>	<u>GS</u>
2014	St. Louis	16	12
2015	St. Louis	16	16
2016	Los Angeles	14	14
2017	Detroit	6	6
2018	Cleveland	16	8
NFL totals (five years)		68	56

ADDITIONAL STATISTICS: Misc. fumble recoveries - 1 in 2014, 1 in 2016, 1 in 2017; NFL total: 3.

CAREER MILESTONES: NFL debut: vs. Min., 9/7/14. First NFL start: vs. SF, 10/13/14.



JOE SCHOBERT

POSITION | LINEBACKER
SCHOOL | WISCONSIN
HT 6-1 | **WT** 245
BORN | 11/6/93
ACQUIRED | D4A - '16
NFL EXPERIENCE | 3RD YEAR

53

TRANSACTIONS

Selected by the Cleveland Browns in the fourth round (99th overall) of the 2016 NFL Draft.

CAREER HIGHLIGHTS: Tied for first in the NFL with 144 tackles in 2017...One of three NFL players to play every defensive snap for his team in 2017...Selected to his first career Pro Bowl in 2017.

2018: Started all 13 games played at MIKE, posting 103 tackles (57 solo), three sacks, one interception. career-best six passes defended, two forced fumbles and two fumble recoveries, his first career...Played every defensive snap until third quarter of Week 6 when he sustained a hamstring injury, ending a streak of playing every defensive snap since the 2017 season opener...Inactive Weeks 7-9 (hamstring)...**(9/9) vs Pit:** Started at MIKE, amassing team-best eight tackles (two solo), one pass defended and two fumble recoveries, his first career...In fourth quarter, recovered fumble forced by DL Myles Garrett...In OT, snagged fumble forced by LB Genard Avery with his return setting up potential game-winning FG...Played every defensive snap...**(9/16) at NO:** Started at MIKE, tying a team-best with eight tackles (three solo)...Played every defensive snap...**(9/20) vs NYJ:** In 21-17 primetime victory, started at MIKE, registering seven tackles (four solo), one interception and a career-best two passes defended...With less than two minutes to play, intercepted NY Jets QB Sam Darnold to help secure Browns win, his second career pick...**(9/30) at Oak:** Started at MIKE, amassing team-best and career-high 14 tackles (seven solo), one sack and one tackle for loss...Dropped Derek Carr in second quarter to record first sack of season...Played every defensive snap...**(10/7) vs Bal:** During 12-9 OT division win, started at MIKE, totaling nine tackles (five solo), two passes defended and one forced fumble...In third quarter, forced fumble that was recovered by DL Trevon Coley to set up Browns FG...Played every defensive snap...**(10/14) vs LAC:** Started at MIKE, recording three tackles (two solo), one-half sack, one QB hit and one pass defended...Sustained a hamstring injury in third quarter and did not return, ending consecutive snaps played streak that dated back to 2017 season opener...**(10/21) at TB:** Inactive (hamstring)...Missed first game of football career...**(11/11) vs Atl:** In 28-16 win, started at MIKE, recording seven tackles (four solo)...In fourth quarter, tackled Falcons RB Tevin Coleman for no gain at the 1-yard line on third down and secured coverage on Falcons TE Eric Saubert on fourth down to bolster team's goal-line stand...**(11/25) at Cin:** During 35-20 division victory on road, started at MIKE, collecting team-best eight tackles (six solo) and one tackle for loss...Played every defensive snap...**(12/2) at Hou:** Started at MIKE, accruing nine tackles (one solo) and one-half sack...Played every defensive snap...**(12/9) vs Car:** In 26-20 win, started at MIKE, logging seven tackles (six solo)...Played every defensive snap...**(12/15) at Den:** During 17-16 primetime road victory, started at MIKE, recording team-best seven tackles (four solo) and one tackle for loss...Helped limit Broncos to 32 rushing yards on 20 attempts (1.6 avg.)...Played every defensive snap...**(12/23) vs Cin:** Completing sweep of Bengals with 26-18 win, started at MIKE, posting three solo tackles, one sack and one forced fumble...Earned sack fumble on Jeff Driskel on third down in first quarter to force punt...Played every defensive snap...**(12/30) at Bal:** Started at MIKE, totaling game-high 13 tackles (10 solo)...Played every defensive snap.

JOE SCHOBERT CAREER STATISTICS

Year	Team	GP	GS	TACKLES				INTERCEPTIONS					FUMBLES			
				Tot	Solo	Asst	Sk	Yds	No	Yds	Lg	TD	PD	FF	FR	Yds
2016	Cleveland	16	4	16	11	5	0.5	3.0	0	0	-	0	1	0	0	0
2017	Cleveland	16	16	142	86	56	3.0	18.0	1	8	8	0	4	3	0	0
2018	Cleveland	13	13	103	57	46	3.0	20.0	1	0	0	0	6	2	2	0
NFL Totals (three years)		45	33	261	154	107	6.5	41.0	2	8	8	0	11	5	2	0

ADDITIONAL STATISTICS: Career sacks - Derek Carr (1.0), Jeff Driskel (1.0), Philip Rivers (1.0), Matt Stafford (1.0), Jacoby Brissett (0.5), Ryan Fitzpatrick (0.5), Philip Rivers (0.5), Mitchell Trubisky (0.5), Deshaun Watson (0.5). Career interceptions - Sam Darnold (1), Case Keenum (1). Special teams tackles - 14 in 2016; 1 in 2016; 1 in 2017; NFL totals: 16.

SINGLE-GAME HIGHS & CAREER MILESTONES: TACKLES: Total - 14, at Oak., 9/30/18. Solo - 11, vs. Min. (London), 10/29/17. SACKS: 1, four times; last: vs. Cin., 12/23/18. FUMBLES: Forced - 1, five times; last: vs. Cin., 12/23/18. Recovered - 2, vs. Pit., 9/9/18. PASSES DEFENSED: 2, twice: vs. NYJ, 9/20/18; vs. Bal., 10/7/18. NFL debut: at Phi., 9/11/16. First NFL start: at Bal., 9/18/16. First NFL sack: 0.5, vs. NYJ, 10/30/16 (R. Fitzpatrick).

JOE SCHOBERT GAME-BY-GAME STATISTICS

2018, CLEVELAND

Date	Opp	GP	GS	Tot	So	Asst	Sk	Yd	Int	Yd	Lg	TD	PD	FF	FR	
9/9	Pit-T	1	MIKE	8	2	6	0.0	0.0	0	0	-	0	1	0	2	
9/16	at NO-L	1	MIKE	8	3	5	0.0	0.0	0	0	-	0	0	0	0	
9/20	NYJ-W	1	MIKE	7	4	3	0.0	0.0	1	0	0	0	2	0	0	
9/30	at Oak-L	1	MIKE	14	7	7	1.0	4.0	0	0	-	0	0	0	0	
10/7	Bal-W	1	MIKE	9	5	4	0.0	0.0	0	0	-	0	2	1	0	
10/14	LAC-L	1	MIKE	3	2	1	0.5	6.0	0	0	-	0	1	0	0	
10/21	at TB-L															
10/28	at Pit-L															
11/4	KC-L															
11/11	Atl-W	1	MIKE	7	4	3	0.0	0.0	0	0	-	0	0	0	0	
11/25	at Cin-W	1	MIKE	8	6	2	0.0	0.0	0	0	-	0	0	0	0	
12/2	at Hou-L	1	MIKE	9	1	8	0.5	2.0	0	0	-	0	0	0	0	
12/9	Car-W	1	MIKE	7	6	1	0.0	0.0	0	0	-	0	0	0	0	
12/15	at Den-W	1	MIKE	7	4	3	0.0	0.0	0	0	-	0	0	0	0	
12/23	Cin-W	1	MIKE	3	3	0	1.0	8.0	0	0	-	0	0	1	0	
12/30	at Bal-L	1	MIKE	13	10	3	0.0	0.0	0	0	-	0	0	0	0	
2018 TOTALS		13	13	103	57	46	3.0	20.0	1	0	0	0	6	2	2	

2017, CLEVELAND

Date	Opp	GP	GS	Tot	So	As	Sk	Yd	Int	Yd	Lg	TD	PD	FF	FR
9/10	Pit-L	1	MIKE	9	4	5	0.0	0.0	0	0	-	0	0	0	0
9/17	at Bal-L	1	MIKE	5	3	2	0.0	0.0	0	0	-	0	0	0	0
9/24	at Ind-L	1	MIKE	8	5	3	0.5	4.5	0	0	-	0	0	0	0
10/1	Cin-L	1	MIKE	11	4	7	0.0	0.0	0	0	-	0	0	0	0
10/8	NYJ-L	1	MIKE	2	2	0	0.0	0.0	0	0	-	0	0	0	0
10/15	at Hou-L	1	MIKE	12	5	7	0.0	0.0	0	0	-	0	0	0	0
10/22	Ten-L	1	MIKE	10	6	4	0.0	0.0	0	0	-	0	0	0	0
10/29	Min-L	1	MIKE	12	11	1	0.0	0.0	1	8	8	0	1	1	0
11/12	at Det-L	1	MIKE	6	5	1	1.0	1.0	0	0	-	0	0	0	0
11/19	Jax-L	1	MIKE	11	5	6	0.0	0.0	0	0	-	0	0	1	0
11/26	at Cin-L	1	MIKE	13	10	3	0.0	0.0	0	0	-	0	0	0	0
12/3	at LAC-L	1	MIKE	12	7	5	1.0	9.0	0	0	-	0	0	1	0
12/10	GB-L	1	MIKE	9	4	5	0.0	0.0	0	0	-	0	0	0	0
12/17	Bal-L	1	MIKE	5	2	3	0.0	0.0	0	0	-	0	1	0	0
12/24	at Chi-L	1	MIKE	5	3	2	0.5	3.5	0	0	-	0	1	0	0
12/31	at Pit-L	1	MIKE	12	9	3	0.0	0.0	0	0	-	0	1	0	0
2017 TOTALS		16	16	142	86	56	3.0	18.0	1	8	8	0	4	3	0

2016, CLEVELAND

Date	Opp	GP	GS	Tot	So	As	Sk	Yd	Int	Yd	Lg	TD	PD	FF	FR
9/11	at Phi-L	1		1	1	0	0.0	0.0	0	0	-	0	1	0	0
9/18	Bal-L	1	OLB	1	1	0	0.0	0.0	0	0	-	0	0	0	0
9/25	at Mia-L	1		0	0	0	0.0	0.0	0	0	-	0	0	0	0
10/2	at Was-L	1		4	1	3	0.0	0.0	0	0	-	0	0	0	0
10/9	NE-L	1		2	2	0	0.0	0.0	0	0	-	0	0	0	0
10/16	at Ten-L	1	OLB	0	0	0	0.0	0.0	0	0	-	0	0	0	0
10/23	at Cin-L	1		0	0	0	0.0	0.0	0	0	-	0	0	0	0
10/30	NYJ-L	1	OLB	3	2	1	0.5	3.0	0	0	-	0	0	0	0
11/6	Dal-L	1		0	0	0	0.0	0.0	0	0	-	0	0	0	0
11/10	at Bal-L	1		0	0	0	0.0	0.0	0	0	-	0	0	0	0
11/20	Pit-L	1		1	1	0	0.0	0.0	0	0	-	0	0	0	0
11/27	NYG-L	1		0	0	0	0.0	0.0	0	0	-	0	0	0	0
12/11	Cin-L	1		0	0	0	0.0	0.0	0	0	-	0	0	0	0
12/18	at Buf-L	1		2	1	1	0.0	0.0	0	0	-	0	0	0	0
12/24	SD-W	1		0	0	0	0.0	0.0	0	0	-	0	0	0	0
1/1	at Pit-L	1	OLB	2	2	0	0.0	0.0	0	0	-	0	0	0	0
2016 TOTALS		16	4	16	11	5	0.5	3.0	0	0	-	0	1	0	0



CHRIS SMITH

POSITION | DEFENSIVE LINE
SCHOOL | ARKANSAS
HT 6-1 | **WT** 266
BORN | 2/11/92
ACQUIRED | UFA (CIN.) - '18
NFL EXPERIENCE | 5TH YEAR

50

TRANSACTIONS

Selected by the Jacksonville Jaguars in the fifth round (159th overall) of the 2014 NFL Draft...Waived by the Jaguars on Sept. 13, 2014...Added to the Jaguars' practice squad on Sept. 16, 2014...Elevated to the Jaguars' active roster on Oct. 20, 2014...Traded by the Jaguars to the Bengals on April 11, 2017...Signed by the Cleveland Browns as an unrestricted free agent on March 15, 2018.

2018: Played in all 16 games with two starts at DE, posting 21 tackles (14 solo), one sack, two passes defended and one forced fumble...**(9/9) vs Pit:** In Browns debut, totaled three tackles (one solo)...**(9/16) at NO:** Started first career game at DE, totaling four tackles (two solo)...**(9/20) vs NYJ:** In 21-17 primetime victory, started at DE, recording three solo stops, all tackles for loss, and one QB hit...**(9/30) at Oak:** Notched one solo stop...**(10/7) vs Bal:** During 12-9 OT division win, posted one solo stop...**(10/14) vs LAC:** Contributed on defense...**(10/21) at TB:** Contributed on defense...**(10/28) at Pit:** Contributed on defense...**(11/4) vs KC:** Contributed on defense...**(11/11) vs Atl:** In 28-16 win, posted three tackles (two solo), one sack and one forced fumble...On final defensive play of game, caused sack-fumble of Matt Ryan that was recovered by LB Jamie Collins to seal victory...**(11/25) at Cin:** During 35-20 division victory on road, contributed on defense...**(12/2) at Hou:** Totaled two solo tackles and one pass defended...**(12/9) vs Car:** In 26-20 win, posted two tackles (one solo)...**(12/15) at Den:** During 17-16 primetime road victory, logged one tackle for loss and one pass defended...**(12/23) vs Cin:** Completing sweep of Bengals with 26-18 win, registered one assisted tackle for loss as part of three-and-out in first quarter.

CHRIS SMITH CAREER STATISTICS

Year	Team	TACKLES							INTERCEPTIONS					FUMBLES		
		GP	GS	Tot	Solo	Asst	Sk	Yds	No	Yds	Lg	TD	PD	FF	FR	Yds
2014	Jacksonville	7	0	5	3	2	3.0	24.0	0	0	-	0	0	1	0	0
2015	Jacksonville	6	0	10	8	2	0.5	2.5	0	0	-	0	1	0	0	0
2016	Jacksonville	6	0	4	4	0	1.0	4.0	0	0	-	0	0	0	0	0
2017	Cincinnati	16	0	26	17	9	3.0	36.0	0	0	-	0	2	1	0	0
2018	Cleveland	16	2	21	14	7	1.0	13.0	0	0	-	0	2	1	0	0
NFL totals (five years)		51	2	66	46	20	8.5	79.5	0	0	-	0	5	3	0	0

ADDITIONAL STATISTICS: Multiple-sack games - None. Career sacks - Andrew Luck (2.0), Charlie Whitehurst (1.0), Deshaun Watson (1.0), Marcus Mariota (1.0), Matt Ryan (1.0), Andy Dalton (0.5), Ryan Fitzpatrick (0.5), Tom Brady (0.5), Aaron Rodgers (0.5), Cody Kessler (0.5). Special teams tackles - None.

SINGLE-GAME HIGHS & CAREER MILESTONES: TACKLES: Total - 6, vs. Hou., 9/14/17. Solo - 4, vs. Car., 9/13/15. SACKS: 1.0, five times; last: at Ten., 11/12/17. FUMBLES: Forced - 1, three times; last: vs. Atl., 11/11/18. Recovered - 0. INTERCEPTIONS: 0. PASSES DEFENSED: 1, five times; last: at Den., 12/15/18. NFL debut: vs. Mia., 10/26/14. First NFL sack: at Cin., 11/2/14.

CHRIS SMITH GAME-BY-GAME STATISTICS

2018, CLEVELAND

Date	Opp	GP	GS	Tot	So	Asst	Sk	Yd	Int	Yd	Lg	TD	PD	FF	FR
9/9	Pit-T	1		3	1	2	0.0	0.0	0	0	-	0	0	0	0
9/16	at NO-L	1	DE	4	2	2	0.0	0.0	0	0	-	0	0	0	0
9/20	NYJ-W	1	DE	3	3	0	0.0	0.0	0	0	-	0	0	0	0
9/30	at Oak-L	1		1	1	0	0.0	0.0	0	0	-	0	0	0	0
10/7	Bal-W	1		1	1	0	0.0	0.0	0	0	-	0	0	0	0
10/14	LAC-L	1		0	0	0	0.0	0.0	0	0	-	0	0	0	0
10/21	at TB-L	1		0	0	0	0.0	0.0	0	0	-	0	0	0	0
10/28	at Pit-L	1		0	0	0	0.0	0.0	0	0	-	0	0	0	0
11/4	KC-L	1		0	0	0	0.0	0.0	0	0	-	0	0	0	0
11/11	Atl-W	1		3	2	1	1.0	13.0	0	0	-	0	0	1	0
11/25	at Cin-W	1		0	0	0	0.0	0.0	0	0	-	0	0	0	0
12/2	at Hou-L	1		2	2	0	0.0	0.0	0	0	-	0	1	0	0
12/9	Car-W	1		2	1	1	0.0	0.0	0	0	-	0	0	0	0
12/15	at Den-W	1		1	1	0	0.0	0.0	0	0	-	0	1	0	0
12/23	Cin-W	1		1	0	1	0.0	0.0	0	0	-	0	0	0	0
12/30	at Bal-L	1		0	0	0	0.0	0.0	0	0	-	0	0	0	0
2018 TOTALS		16	2	21	14	7	1.0	13.0	0	0	-	0	2	1	0

2017, CINCINNATI

Date	Opp	GP	GS	Tot	So	As	Sk	Yd	Int	Yd	Lg	TD	PD	FF	FR
9/10	Bal-L	1		1	1	0	0.0	0.0	0	0	-	0	0	0	0
9/14	Hou-L	1		6	3	3	1.0	14.0	0	0	-	0	0	0	0
9/24	at GB-L	1		3	2	1	0.5	6.5	0	0	-	0	0	0	0
10/1	at Cle-W	1		1	1	0	0.0	0.0	0	0	-	0	0	0	0
10/8	Buf-W	1		0	0	0	0.0	0.0	0	0	-	0	0	0	0
10/22	at Pit-L	1		0	0	0	0.0	0.0	0	0	-	0	0	0	0
10/29	Ind-W	1		3	2	1	0.0	0.0	0	0	-	0	0	0	0
11/5	at Jax-L	1		2	2	0	0.0	0.0	0	0	-	0	0	1	0
11/12	at Ten-L	1		2	2	0	1.0	11.0	0	0	-	0	0	0	0
11/19	at Den-W	1		1	1	0	0.0	0.0	0	0	-	0	0	0	0
11/26	Cle-W	1		3	1	2	0.5	4.5	0	0	-	0	1	0	0
12/4	Pit-L	1		1	1	0	0.0	0.0	0	0	-	0	1	0	0
12/10	Chi-L	1		0	0	0	0.0	0.0	0	0	-	0	0	0	0
12/17	at Min-L	1		2	1	1	0.0	0.0	0	0	-	0	0	0	0
12/24	Det-W	1		1	0	1	0.0	0.0	0	0	-	0	0	0	0
12/31	at Bal-W	1		0	0	0	0.0	0.0	0	0	-	0	0	0	0
2017 TOTALS		16	0	26	17	9	3.0	36	0	0	-	0	2	1	0

2016, JACKSONVILLE

Date	Opp	GP	GS	Tot	So	As	Sk	Yd	Int	Yd	Lg	TD	PD	FF	FR
9/11	at GB-L														
9/18	SD-L														
9/25	at Bal-L														
10/2	at Ind-W	1		2	2	0	1.0	4.0	0	0	-	0	0	0	0
10/16	Chi-W														
10/23	at Oak-L														
10/27	at Ten-L	1		2	2	0	0.0	0.0	0	0	-	0	0	0	0
11/6	KC-L	1		0	0	0	0.0	0.0	0	0	-	0	0	0	0
11/13	Hou-L														
11/20	at Det-L														
11/27	Buf-L														
12/4	Den-L	1		0	0	0	0.0	0.0	0	0	-	0	0	0	0
12/11	Min-L	1		0	0	0	0.0	0.0	0	0	-	0	0	0	0
12/18	at Hou-L														
12/24	Ten-W	1		0	0	0	0.0	0.0	0	0	-	0	0	0	0
1/1	at Ind-L														
2016 TOTALS		6	0	4	4	0	1.0	4.0	0	0	-	0	0	0	0

2015, JACKSONVILLE

Date	Opp	GP	GS	Tot	So	As	Sk	Yd	Int	Yd	Lg	TD	PD	FF	FR
9/13	at NYJ-L	1		4	4	0	0.0	0.0	0	-	-	0	1	0	0
9/20	Ten-W	1		2	1	1	0.0	0.0	0	-	-	0	0	0	0
9/27	Oak-L	1		1	0	1	0.5	2.5	0	-	-	0	0	0	0
10/04	at SD-L														
10/11	at Bal-W														
10/18	Den-L														
10/25	at StL-L														
11/1	Ari-L														
11/5	at Cin-L														
11/15	at Pit-L														
11/30	Bal-L	1		1	1	0	0.0	0.0	0	-	-	0	0	0	0
12/06	Cin-L														
12/13	SF-W	1		2	2	0	0.0	0.0	0	-	-	0	0	0	0
12/20	at Sea-L	1		0	0	0	0.0	0.0	0	-	-	0	0	0	0
12/27	at KC-L														
1/3	Pit-L														
2015 TOTALS		6	0	10	8	2	0.5	2.5	0	-	-	0	1	0	0

2014, JACKSONVILLE

Date	Opp	GP	GS	Tot	So	As	Sk	Yd	Int	Yd	Lg	TD	PD	FF	FR
9/17	at Phi-L														
9/14	at Was-L														
9/21	Ind-L														
9/28	at SD-L														
10/5	Pit-L														
10/12	at Ten-L														
10/19	Cle-W														
10/26	Mia-L	1		0	0	0	0.0	0.0	0	-	-	0	0	0	0
11/2	at Cin-L	1		1	0	1	0.5	0.0	0	-	-	0	0	0	0
11/9	Dal-L	1		0	0	0	0.0	0.0	0	-	-	0	0	0	0
11/23	at Ind-L	1		1	1	0	1.0	19.0	0	-	-	0	0	1	0
11/30	NYG-W														
12/7	Hou-L	1		1	0	1	0.0	0.0	0	-	-	0	0	0	0
12/14	at Bal-L	1		0	0	0	0.0	0.0	0	-	-	0	0	0	0
12/18	Ten-W	1		2	2	0	1.0	5.0	0	-	-	0	0	0	0
12/28	at Hou-L														
2014 TOTALS		7	0	5	3	2	3.0	24.0	0	-	-	0	0	1	0



DREW STANTON

POSITION | QUARTERBACK
SCHOOL | MICHIGAN STATE
HT 6-3 | **WT** 226
BORN | 5/7/84
ACQUIRED | UFA (ARI.) - '18
NFL EXPERIENCE | 12TH YEAR

9

TRANSACTIONS

Selected by the Detroit Lions in the second round (43rd overall) of the 2007 NFL Draft...Signed by the New York Jets as an unrestricted free agent on March 16, 2012...Traded by the Jets to the Indianapolis Colts on March 23, 2012...Signed by the Arizona Cardinals as an unrestricted free agent on March 13, 2013...Signed by the Cleveland Browns as an unrestricted free agent on March 25, 2018.

2018: Inactive Weeks 1-3 and Weeks 5-10, 12-17 (coach's decision)...**(9/30)** at Oak: Active, did not play.

DREW STANTON CAREER STATISTICS

Year	Team	PASSING					Yds/							Year	Team	RUSHING							
		GP	GS	Att	Cmp	Pct	Yds	Att	TD	Int	Lg	Sk	Lst			Rating	GP	GS	No	Yds	Avg	Lg	TD
2007	Detroit	0	0	0	0	-	0	0	0	0	-	0	0	0.0	2007	Detroit	0	0	0	0	0.0	-	0
2008	Detroit	3	0	17	9	52.9	119	7.0	1	0	41	6	35	95.0	2008	Detroit	3	0	3	20	6.7	15	0
2009	Detroit	3	1	51	26	50.9	259	5.1	0	6	30	5	27	26.1	2009	Detroit	3	1	9	33	3.7	11	1
2010	Detroit	6	3	119	69	58.0	780	6.6	4	3	87t	6	42	78.4	2010	Detroit	6	3	18	113	6.3	20	1
2011	Detroit	0	0	0	0	-	0	0	0	0	-	0	0	0.0	2011	Detroit	0	0	0	0	0	-	0
2012	Indianapolis	0	0	0	0	-	0	0	0	0	-	0	0	0.0	2012	Indianapolis	0	0	0	0	0	-	0
2013	Arizona	0	0	0	0	-	0	0	0	0	-	0	0	0.0	2013	Arizona	0	0	0	0	0	-	0
2014	Arizona	9	8	240	132	55.0	1,711	7.1	7	5	49	11	66	78.7	2014	Arizona	9	8	25	63	2.5	13	0
2015	Arizona	7	0	25	11	44.0	104	4.2	0	2	21	2	8	22.8	2015	Arizona	7	0	13	-13	-1.0	-1	0
2016	Arizona	5	1	48	19	39.6	192	4.0	2	3	29t	1	40	39.6	2016	Arizona	5	1	3	-3	-1.0	-1	0
2017	Arizona	5	4	159	79	49.7	894	5.6	6	5	52	6	35	66.4	2017	Arizona	5	4	9	7	0.8	5	0
2018	Cleveland	0	0	0	0	-	0	0	0	0	-	0	0	-	2018	Cleveland	0	0	0	0	0	-	0
NFL totals (12 years)		38	17	659	345	52.4	4,059	6.2	20	24	87t	38	226	66.3	NFL totals (12 years)	38	17	80	220	2.8	20	2	

ADDITIONAL STATISTICS: Career record as starting QB: 22-16 (.579). 300-yard passing games - 1, vs. Det., 11/16/14. Multiple-TD pass games - 2, five times; last: vs. NYG, 12/24/17. **FUMBLES:** 1 (1 lost) in 2009; 3 (1 lost) in 2010; 1 (0 lost) in 2014; 3 (0 lost) in 2017; NFL Totals: 8 (2 lost).

SINGLE-GAME HIGHS & CAREER MILESTONES: **PASSING:** Attempts - 47, vs. Sea., 11/9/17. Completions - 24, twice: at Atl., 11/30/14; vs. Sea., 11/9/17. Completion percentage - 100.0; four times; last: vs. NYJ, 10/17/16. Yards - 306, vs. Det., 11/16/14. TDs - 2, five times; last: vs. NYG, 12/24/17. Long - 87, at NYG, 10/17/10. QB Rating - 153.1, vs. Jax., 11/9/08. **INTERCEPTIONS:** - 3, at SF, 12/27/09. **RUSHING:** Attempts - 6, twice; last: vs. SF, 9/21/14. Yards - 44, vs. GB, 12/12/10. Long - 20, at NYG, 10/17/10. TDs - 1, twice: vs. Ari., 12/20/09; vs. Chi., 12/5/10. **NFL Debut:** vs. Jax., 11/9/08.

DREW STANTON GAME-BY-GAME STATISTICS

2018, CLEVELAND

Date	Opp	PASSING											RUSHING					
		GP	GS	Att	Cmp	Yds	Pct	TD	INT	LG	SK	Rtg	Att	Yds	TD			
9/9	Pit-T																	
9/16	at NO-L																	
9/20	NYJ-W																	
9/30	at Oak-L																	
10/7	Bal-W																	
10/14	LAC-L																	
10/21	at TB-L																	
10/28	at Pit-L																	
11/4	KC-L																	
11/11	Atl-W																	
11/25	at Cin-W																	
12/2	at Hou-L																	
12/9	Car-W																	
12/15	at Den-W																	
12/23	Cin-W																	
12/30	at Bal-L																	
2018 TOTALS		0	0	0	0	0	0	-	0	0	-	0	-	0	0	0	0	0

DREW STANTON CONTINUED

2017, ARIZONA

Date	Opp	GP	GS	PASSING								RUSHING						
				Att	Cmp	Yds	Pct	TD	INT	LG	SK	Rtg	Att	Yds	TD			
09/10	at Det-L																	
09/17	at Ind-W																	
09/25	Dal-L																	
10/1	SF-W																	
10/8	at Phi-L																	
10/15	TB-W																	
10/22	at LAR-L	1		14	5	66	735.7	0	1	27	2	21.7	1	4	0			
11/5	at SF-W	1	QB	30	15	201	50.0	2	1	52	0	80.0	4	2	0			
11/9	Sea-L	1	QB	47	24	273	51.1	1	0	20	2	75.9	1	1	0			
11/19	at Hou-L																	
11/26	Jax-W																	
12/3	LAR-L																	
12/10	Ten-W																	
12/17	at Was-L																	
12/24	NYG-W	1	QB	34	20	209	58.	2	2	23	2	71.8	2	1	0			
12/31	at Sea-W	1	QB	34	15	145	44.1	1	1	25t	1	54.2	1	1	0			
2017 TOTALS		5	4	159	79	894	49.7	6	5	52	7	66.4	9	7	0			

2016, ARIZONA

Date	Opp	GP	GS	PASSING								RUSHING						
				Att	Cmp	Yds	Pct	TD	INT	LG	SK	Rtg	Att	Yds	TD			
9/11	NE-L																	
9/18	TB-W	1		4	1	11	25.0	0	0	11	0	39.6	0	0	0			
9/25	at Buf-L																	
10/2	LAR-L	1		11	4	37	36.4	0	2	15	0	6.8	0	0	0			
10/6	at SF-W	1	QB	28	11	124	39.3	2	0	29t	1	77.1	2	-1	0			
10/17	NYJ-W	1		1	1	12	100.0	0	0	12	0	116.7	1	-1	0			
10/23	Sea-T																	
10/30	at Car-L																	
11/13	SF-W																	
11/20	at Min-L																	
11/27	at Atl-L																	
12/4	Was-W																	
12/11	at Mia-L																	
12/18	NO-L																	
12/24	at Sea-W																	
1/1	at LAR-W	1		4	2	8	50.0	0	1	8	0	16.7	0	0	0			
2016 TOTALS		5	1	48	19	192	39.6	2	3	29t	1	39.6	3	-3	0			

2015, ARIZONA

Date	Opp	GP	GS	PASSING								RUSHING						
				Att	Cmp	Yds	Pct	TD	INT	LG	SK	Rtg	Att	Yds	TD			
9/13	NO-W																	
9/20	at Chi-W																	
9/27	SF-W	1		0	0	0	0.0	0	0	-	0	0.0	3	-3	0			
10/4	StL-L																	
10/11	at Det-W	1		4	1	10	25.0	0	0	10	0	39.6	3	-3	0			
10/18	at Pit-L																	
10/26	Bal-W																	
11/1	at Cle-W																	
11/15	at Sea-W																	
11/22	Cin-W																	
11/29	at SF-W	1		0	0	0	0.0	0	0	-	0	0.0	0	0	0			
12/6	at StL-W	1		1	1	6	100.0	0	0	6	1	91.7	3	-3	0			
12/10	Min-W																	
12/20	at Phi-W	1		1	0	0	0.0	0	0	-	0	39.6	2	-2	0			
12/27	GB-W	1		1	1	4	100.0	0	0	4	0	83.3	2	-2	0			
1/3	Sea-L	1		18	8	84	44.4	0	2	21	2	19.0	0	0	0			
2015 TOTALS		7	0	25	11	104	44.0	0	2	21	2	22.8	13	-13	0			

1/16 GB-W1 ***active, did not play***
 1/24 at Car-L2 ***active, did not play***

1-NFC Divisional; 2-NFC Championship

DREW STANTON CONTINUED

2014, ARIZONA

Date	Opp	GP	GS	PASSING									RUSHING			
				Att	Cmp	Yds	Pct	TD	INT	LG	SK	Rtg	Att	Yds	TD	
9/8	SD-W				***active, did not play***											
9/14	at NYG-W	1		29	14	167	49.3	0	0	32	4	66.3	2	-2	0	
9/21	SF-W	1		33	18	244	54.5	2	0	45	0	98.5	6	-16	0	
10/5	at Den-L	1		26	11	118	42.3	0	0	33	1	56.2	0	0	0	
10/12	Was-W				***active, did not play***											
10/19	at Oak-W				***active, did not play***											
10/26	Phi-W				***active, did not play***											
11/2	at Dal-W				***active, did not play***											
11/9	StL-W	1		5	3	85	60.0	1	0	48t	0	143.8	2	3	0	
11/16	Det-W	1		32	21	306	65.6	2	2	49	0	91.4	4	-4	0	
11/23	at Sea-L	1		26	14	149	53.8	0	1	33	3	54.8	4	23	0	
11/30	at Atl-L	1		39	24	294	61.5	1	2	27	0	72.0	1	7	0	
12/7	KC-W	1		30	15	239	50.0	1	0	45	2	88.1	4	17	0	
12/11	at StL-W	1		20	12	109	60.0	0	0	49	1	74.8	2	3	0	
12/21	Sea-L				***inactive -- knee***											
12/28	at SF-L				***inactive -- knee***											
2014 TOTALS		1	0	0	0	0	0.0	7	5	11	0	78.7	25	63	0	
1/3	at Car-L1				***inactive -- knee***											

1-NFC Wild Cardt play

2013, ARIZONA

Date	Opp	GP	GS	PASSING									RUSHING			
				Att	Cmp	Yds	Pct	TD	INT	LG	SK	Rtg	Att	Yds	TD	
9/8	at StL-L				***did not play***											
9/15	Det-W				***did not play***											
9/22	NO-L				***did not play***											
9/29	at TB-W				***did not play***											
10/6	Car-W				***did not play***											
10/13	at SF-L				***did not play***											
10/17	Sea-L				***did not play***											
10/27	Atl-W				***did not play***											
11/10	Hou-W				***did not play***											
11/17	at Jax-W				***did not play***											
11/24	Ind-W				***did not play***											
12/1	at Phi-L				***did not play***											
12/8	StL-W				***did not play***											
12/15	at Ten-W				***did not play***											
12/22	at Sea-W				***did not play***											
12/29	SF-L				***did not play***											
2013 TOTALS		0	0	0	0	0	0.0	0	0	-	0	0.0	0	0	0	

2012, INDIANAPOLIS

Date	Opp	GP	GS	PASSING									RUSHING			
				Att	Cmp	Yds	Pct	TD	INT	LG	SK	Rtg	Att	Yds	TD	
9/9	at Chi-L				***did not play***											
9/16	Min-W				***did not play***											
9/23	Jax-L				***did not play***											
10/7	GB-W				***did not play***											
10/14	at NYJ-L				***did not play***											
10/21	Cle-W				***did not play***											
10/28	at Ten-W				***did not play***											
11/4	Mia-W				***did not play***											
11/8	at Jax-W				***did not play***											
11/18	at NE-L				***did not play***											
11/25	Buf-W				***did not play***											
12/2	at Det-W				***did not play***											
12/9	Ten-W				***did not play***											
12/16	at Hou-L				***did not play***											
12/23	at KC-W				***did not play***											
12/30	Hou-W				***did not play***											
2012 TOTALS		0	0	0	0	0	0.0	0	0	-	0	0.0	0	0	0	

DREW STANTON CONTINUED

2011, DETROIT

Date	Opp	GP	PASSING										RUSHING				
			GS	Att	Cmp	Yds	Pct	TD	INT	LG	SK	Rtg	Att	Yds	TD		
09/11	at TB-W																
09/18	KC-W																
09/25	at Min-W																
10/2	at Dal-W																
10/10	Chi-W																
10/16	SF-L																
10/23	At-L																
10/30	at Den-W																
11/13	at Chi-L																
11/20	Car-W																
11/24	GB-L																
12/4	at NO-L																
12/11	Min-W																
12/18	at Oak-W																
12/24	SD-W																
1/1	at GB-L																
2011 TOTALS		0	0	0	0	0	0	0.0	0	0	-	0	0.0	0	0	0	0

2010, DETROIT

Date	Opp	GP	PASSING										RUSHING				
			GS	Att	Cmp	Yds	Pct	TD	INT	LG	SK	Rtg	Att	Yds	TD		
9/12	at Chi-L																
9/19	Phi-L																
9/26	at Min-L																
10/3	at GB-L																
10/10	StL-W	1		1	1	11	100.0	0	0	11	0	112.5	3	-3	0		
10/17	at NYG-L	1		34	19	222	55.9	1	1	87t	2	73.4	3	30	0		
10/31	Was-W																
11/7	NYJ-L	1		1	0	0	0.0	0	0	0	0	39.6	1	6	0		
11/14	at Buf-L																
11/21	at Dal-L																
11/25	NE-L																
12/5	Chi-L	1	QB	24	16	178	66.7	1	0	46t	2	102.4	5	12	1		
12/12	GB-W	1	QB	22	10	117	45.5	1	2	44	2	39.4	4	44	0		
12/19	at TB-W	1	QB	37	23	252	62.2	1	0	30	0	91.3	2	24	0		
12/26	at Mia-W																
1/2	Min-W																
2010 TOTALS		6	3	119	69	780	58.0	4	3	87t	6	78.4	18	113	1		

2009, DETROIT

Date	Opp	GP	PASSING										RUSHING				
			GS	Att	Cmp	Yds	Pct	TD	INT	LG	SK	Rtg	Att	Yds	TD		
9/13	at NO-L																
9/20	Min-L																
9/27	Was-W																
10/4	at Chi-L																
10/11	Pit-L																
10/18	at GB-L	1		11	5	57	45.5	0	2	22	3	22.0	0	0	0		
11/1	StL-L																
11/8	at Sea-L																
11/15	at Min-L																
11/22	Cle-W																
11/26	GB-L																
12/6	at Cin-L																
12/13	at Bal-L																
12/20	Ari-L	1		19	10	72	52.6	0	1	24	0	39.8	3	10	0		
12/27	at SF-L	1	QB	21	11	130	52.3	0	3	30	2	31.9	6	23	0		
1/3	Chi-L																
2009 TOTALS		3	1	51	26	259	50.9	0	6	30	5	26.1	9	33	0		

DREW STANTON CONTINUED

2008, DETROIT

Date	Opp	GP	PASSING										RUSHING					
			GS	Att	Cmp	Yds	Pct	TD	INT	LG	SK	Rtg	Att	Yds	TD			
9/7	at Atl-L																	
9/14	GB-L																	
9/21	at SF-L																	
10/5	Chi-L																	
10/12	at Min-L																	
10/19	at Hou-L																	
10/26	Was-L																	
11/2	at Chi-L																	
11/9	Jax-L	1		8	6	94	75.0	1	0	41	5	153.1	1	4	0			
11/16	at Car-L																	
11/23	TB-L	1		6	2	13	33.3	0	0	10	0	42.4	0	0	0			
11/27	Ten-L																	
12/7	Min-L																	
12/14	at Ind-L																	
12/21	NO-L	1		3	1	12	33.3	0	0	12	1	46.5	2	16	0			
12/28	at GB-L																	
2008 TOTALS		3	0	17	9	119	52.9	1	0	41	6	95.0	3	20	0			

2007, DETROIT

Date	Opp	GP	PASSING										RUSHING					
			GS	Att	Cmp	Yds	Pct	TD	INT	LG	SK	Rtg	Att	Yds	TD			
9/9	at Oak-W																	
9/16	Min-W																	
9/23	at Phi-L																	
9/30	Chi-W																	
10/7	at Was-L																	
10/21	TB-W																	
10/28	at Chi-W																	
11/4	Den-W																	
11/11	at Ari-L																	
11/18	NYG-L																	
11/22	GB-L																	
12/2	at Min-L																	
12/9	Da-L																	
12/16	at SD-L																	
12/23	KC-W																	
12/30	at GB-L																	
2007 TOTALS		0	0	0	0	0	0.0	0	0	-	0	0.0	0	0	0			



ROD STREATER

POSITION | WIDE RECEIVER
SCHOOL | TEMPLE
HT 6-2 | **WT** 195
BORN | 2/9/1988
ACQUIRED | FA - '18
NFL EXPERIENCE | 6TH YEAR

13

TRANSACTIONS

Originally signed as a rookie free agent by Oakland Raiders on May 11, 2012...Signed by the Kansas City Chiefs on March 12, 2016 as an unrestricted free agent...Acquired by the San Francisco 49ers via trade on Sept. 3, 2016...Signed by the Buffalo Bills on May 24, 2017...Released by the Bills on Sept. 2, 2017...Signed with the Bills on Jan. 1, 2018...Released by the Bills on Sept. 1 2018...Signed by the Cleveland Browns on Sep. 17, 2018.

2018: Played in three games with Browns...Sustained season-ending neck injury in Week 6 and placed on injured reserve Oct. 16...Spent offseason and training camp with Buffalo...Signed by the Browns prior to Week 3...(9/20) vs NYJ: Inactive (coach's decision)...(9/30) at Oak: In Browns debut, contributed at WR and on special teams...(10/7) vs Bal: During 12-9 OT division win, contributed at WR and on special teams...Carried on reverse for loss of 11 yards...Added one special teams tackle...(10/14) vs LAC: Contributed on special teams...Sustained neck injury in first quarter and did not return.

ROD STREATER CAREER STATISTICS

Year	Team	RECEIVING							RUSHING				
		GP	GS	No	Yds	Avg	Lg	TD	Att	Yds	Avg	Lg	TD
2012	Oakland	16	2	39	584	15.0	64t	3	0	0	0	-	0
2013	Oakland	16	14	60	888	14.8	66	4	2	17	8.5	9	0
2014	Oakland	3	3	9	84	9.3	17	1	0	0	0	-	0
2015	Oakland	1	0	1	8	8.0	8	0	0	0	0	-	0
2016	San Francisco	16	2	18	191	10.6	25	2	0	0	0	-	0
2018	Cleveland	3	0	0	0	-	-	0	1	-11	-11.0	-11	0
NFL Totals (six years)		55	21	127	1,755	13.8	66	10	3	6	2.0	9	0

ADDITIONAL STATISTICS: 100-yard receiving games - 2, (100, vs. Den., 12/6/12; 130 at NYJ, 12/8/13). Multiple-TD games - None. FUMBLES - 2 (2 lost). Misc. tackles - 1 in 2012, 1 in 2013, 1 in 2014; NFL Total: 3. Special teams tackles - 1 in 2012, 6 in 2016; 1 in 2018; NFL total: 8.

SINGLE-GAME HIGHS & CAREER MILESTONES: RECEIVING: Receptions - 7, at NYJ., 12/8/13. Yards - 130, at NYJ., 12/8/13. TDs - 1, 10 times; last at LA, 12/24/16. Long - 66, vs. Phi., 11/3/13. NFL debut: vs. SD., 9/10/12. First NFL start: vs. SD, 9/10/12. First NFL reception: vs SD., 9/10/12 (8 yards, C.Palmer).

ROD STREATER GAME-BY-GAME STATISTICS

2018, CLEVELAND

Date	Opp	GP	GS	No	Yds	Avg	Lg	TD
9/9	Pit-T			***not with team***				
9/16	at NO-L			***not with team***				
9/20	NYJ-W			***inactive -- coach's decision***				
9/30	at Oak-L	1	0	0	-	-	0	0
10/7	Bal-W	1	0	0	-	-	0	0
10/14	LAC-L	1	0	0	-	-	0	0
10/21	at TB-L			***injured reserve -- neck***				
10/28	at Pit-L			***injured reserve -- neck***				
11/4	KC-L			***injured reserve -- neck***				
11/11	Atl-W			***injured reserve -- neck***				
11/25	at Cin-W			***injured reserve -- neck***				
12/2	at Hou-L			***injured reserve -- neck***				
12/9	Car-W			***injured reserve -- neck***				
12/15	at Den-W			***injured reserve -- neck***				
12/23	Cin-W			***injured reserve -- neck***				
12/30	at Bal-L			***injured reserve -- neck***				
2018 TOTALS		3	0	0	0	-	-	0

2016, SAN FRANCISCO

Date	Opp	GP	GS	No	Yds	Avg	Lg	TD
9/12	LAR-W	1		0	0	-	-	0
9/18	at Car-L	1		1	13	13.0	13	0
9/25	at Sea-L	1		1	19	19.0	19	0
10/2	Dal-L	1		0	0	-	-	0
10/6	Ari-L	1		0	0	-	-	0
10/16	at Buf-L	1		1	16	16.0	16	0
10/23	TB-L	1		0	0	-	-	0
11/6	NO-L	1		0	0	-	-	0
11/13	at Ari-L	1		1	11	11.0	11	0
11/20	NE-L	1		0	0	-	-	0
11/27	at Mia-L	1		4	46	11.5	25	0
12/4	at Chi-L	1		0	0	-	-	0
12/11	NYJ-L	1		1	7	7.0	7	0
12/18	at Atl-L	1		2	11	5.5	6	1
12/24	at LAR-W	1	WR	6	63	10.5	17	1
1/1	Sea-L	1	WR	1	5	5.0	5	0
2016 TOTALS		16	2	18	191	10.6	25	2

ROD STREATER CONTINUED

2015, OAKLAND

Date	Opp	GP	GS	No	Yds	Avg	Lg	TD
9/13	Cin-L	1		1	8	8.0	8	0
9/20	Bal-W			0	0	-	-	0
9/27	at Cle-W			0	0	-	-	0
10/4	at Chi-L			0	0	-	-	0
10/11	Den-L			0	0	-	-	0
10/25	at LAC-W			0	0	-	-	0
11/1	NYJ-W			0	0	-	-	0
11/8	at Pit-L			0	0	-	-	0
11/15	Min-L			0	0	-	-	0
11/22	at Det-L			0	0	-	-	0
11/29	at Ten-W			0	0	-	-	0
12/6	KC-L			0	0	-	-	0
12/13	at Den-W			0	0	-	-	0
12/20	GB-L			0	0	-	-	0
12/24	LAC-W			0	0	-	-	0
1/3	at KC-L			0	0	-	-	0
2015 TOTALS		1	0	1	8	8.0	8	0

2014, OAKLAND

Date	Opp	GP	GS	No	Yds	Avg	Lg	TD
9/7	at NYJ-L	1	WR	5	46	9.2	17	1
9/14	Hou-L	1	WR	1	6	6.0	6	0
9/21	at NE-L	1	WR	3	32	10.7	14	0
9/28	Mia-L			0	0	-	-	0
10/12	LAC-L			0	0	-	-	0
10/19	Ari-L			0	0	-	-	0
10/26	at Cle-L			0	0	-	-	0
11/2	at Sea-L			0	0	-	-	0
11/9	Den-L			0	0	-	-	0
11/16	at LAC-L			0	0	-	-	0
11/20	KC-W			0	0	-	-	0
11/30	at LAR-L			0	0	-	-	0
12/7	SF-W			0	0	-	-	0
12/14	at KC-L			0	0	-	-	0
12/21	Buf-W			0	0	-	-	0
12/28	at Den-L			0	0	-	-	0
2014 TOTALS		3	3	9	84	9.3	17	1

2013, OAKLAND

Date	Opp	GP	GS	No	Yds	Avg	Lg	TD
9/8	at Ind-L	1	WR	5	70	14.0	18	0
9/15	Jax-W	1	WR	3	42	14.0	17	0
9/23	at Den-L	1	WR	3	42	14.0	28	0
9/29	Was-L	1	WR	2	18	9.0	14	0
10/6	SD-W	1	WR	3	56	18.7	44T	1
10/13	at KC-L	1	WR	3	46	15.3	18	0
11/27	Pit-W	1	WR	4	45	11.3	16	0
11/3	Phi-L	1	WR	5	98	19.6	66	0
11/10	at NYG-L	1		1	6	6.0	6	0
11/17	at Hou-W	1		6	84	14.0	36	1
11/24	Ten-L	1	WR	5	93	18.6	23	0
11/28	at Dal-L	1	WR	3	57	19.0	27	0
12/8	at NYJ-L	1	WR	7	130	18.6	48T	1
12/15	KC-L	1	WR	4	59	14.8	26	0
12/22	at SD-L	1	WR	1	2	2.0	2	0
12/29	Den-L	1	WR	5	40	8.0	14T	1
2013 TOTALS		16	14	60	888	14.8	66	4

2012, OAKLAND

Date	Opp	GP	GS	No	Yds	Avg	Lg	TD
9/10	SD-L	1	WR	4	27	6.8	13	1
9/16	at Mia-L	1		2	19	9.5	13	0
9/23	Pit-W	1		2	22	11.0	17	0
9/30	at Den-L	1		0	0	-	-	0
10/14	at Atl-L	1		3	24	8.0	14	0
10/21	Jax-W	1	WR	2	41	20.5	23	0
10/28	at KC-W	1		1	9	9.0	9	0
11/4	TB-L	1		4	54	13.5	25T	1
11/11	at Bal-L	1		1	11	11.0	11	0
11/18	NO-L	1		2	26	13.0	20	0
11/25	at Cin-L	1		0	0	-	-	0
12/2	Cle-L	1		3	96	32.0	64T	1
12/6	Den-L	1		4	100	25.0	58	0
12/16	KC-W	1		5	62	12.4	19	0
12/23	at Car-L	1		2	16	8.0	12	0
12/30	at SD-L	1		4	77	19.3	38	0
2012 TOTALS		16	2	39	584	15.0	64T	3



TYROD TAYLOR

POSITION | QUARTERBACK
SCHOOL | VIRGINIA TECH
HT 6-1 | **WT** 217
BORN | 8/3/89
ACQUIRED | TR. (BUF) - '18
NFL EXPERIENCE | 8TH YEAR



TRANSACTIONS

Selected by the Baltimore Ravens in the sixth round (180th overall) of the 2011 NFL Draft...Signed by the Buffalo Bills as an unrestricted free agent on March 12, 2015...Traded to the Cleveland Browns on March 14, 2018.

CAREER HIGHLIGHTS: Received Pro Bowl laurels following 2015 and 2016 seasons...Member of Baltimore's Super Bowl XLVII championship team...Registered the second-most wins by a Bills quarterback in their first three seasons with the team (23) and is responsible for the most touchdowns in the same category with 65 (51 passing and 14 rushing)...Ranks first in Bills history with a 62.62 completion percentage (min. 500 attempts)...Recorded the most games in the league without an interception since 2015 with 30...Became just the sixth quarterback in NFL history to tally 3,000 passing yards and 500 rushing yards in consecutive seasons in 2015-16...Registered the most rushing yards by a Bills quarterback in a career with 1,575...Ranks sixth in Bills history with 774 completions and 8,857 passing yards...Registered the 14 rushing scores with the Bills, the second most by a quarterback in franchise history...Tallied 10 games with both a rushing and passing touchdown with Buffalo, the second-best mark in Bills history...Posted 222 consecutive pass attempts without an interception in 2015, a Bills record.

2018: Voted captain by his teammates...Inactive Week 4 (back)...Active, did not play Weeks 5-8, 10 and 12-17...**(9/9) vs Pit:** In first Browns start, completed 15 passes for 197 yards with one TD and one INT...Rushed for 77 yards, most among all NFL QBs in Week 1 and fourth-most ever by a Browns QB...Scored on 20-yard rush in third quarter, second-longest ever by a Cleveland QB...Marked his 15th game with at least one passing and rushing TD...His 17-yard TD pass to WR Josh Gordon tied game, 21-21, with 1:58 remaining in regulation...Completed three 30+yard passes...**(9/16) at NO:** Started at QB, completing 22 of 30 passes for 246 yards with one TD for 94.6 rating...His 47-yard TD to WR Antonio Callaway on fourth-and-5 tied game, 18-18, with 1:16 to play...Rushed for 26 yards on four carries...**(9/20) vs NYJ:** In 21-17 primetime victory, started at QB, completing four of 14 passes for 19 yards...Rushed for 22 yards on four carries, including 22-yard long...Sustained concussion in second quarter...**(11/4) vs KC:** Completed one pass for 11 yards in three snaps before QB Baker Mayfield returned to game after being evaluated for a concussion following a call from the independent medical spotter.

TYROD TAYLOR CAREER STATISTICS

Year	Team	GP	GS	Att	Cmp	Pct	PASSING							Yds	Avg	TD	Int	Lg	Sk	Lst	Rating	Year	Team	GP	GS	No	Yds	Avg	Lg	TD
							Yds	Avg	TD	Int	Lg	Sk	Lst																	
2011	Baltimore	3	0	1	1	100.0	18	18.0	0	0	18	2	3	118.6	2011	Baltimore	3	0	1	2	2.0	2	0							
2012	Baltimore	7	0	29	17	58.6	179	6.2	0	1	25	3	30	62.3	2012	Baltimore	7	0	14	73	5.2	28	1							
2013	Baltimore	3	0	5	1	20.0	2	0.4	0	1	2	0	0	0.0	2013	Baltimore	3	0	8	64	8.0	25	0							
2014	Baltimore	1	0	0	0	0.0	0	-	0	0	-	0	0	0.0	2014	Baltimore	1	0	4	-3	-0.8	0	0							
2015	Buffalo	14	14	380	242	63.7	3,035	7.9	20	6	63	36	212	99.4	2015	Buffalo	14	14	104	568	5.5	31	4							
2016	Buffalo	15	15	436	269	61.7	3,023	6.9	17	6	84t	42	192	89.7	2016	Buffalo	15	15	95	580	6.1	49	6							
2017	Buffalo	15	14	420	263	62.6	2,799	6.7	14	4	46	46	256	89.2	2017	Buffalo	15	14	84	427	5.1	32	4							
2018	Cleveland	4	3	85	42	49.4	473	5.6	2	2	47t	13	81	64.5	2018	Cleveland	3	3	16	125	7.8	24	1							
NFL totals (eight years)		62	46	1,356	835	61.6	9,529	7.0	53	20	84t	142	774	89.6	NFL totals (eight years)		62	46	326	1,836	5.6	49	16							

ADDITIONAL STATISTICS: Career record as starting QB: 35-26-1(.573). 300-yard passing games - 1, vs. Mia., 12/24/16. Multiple-TD pass games - 13 times; (six three TD games, seven two TD games) last: 3 TDs, vs. Mia., 12/24/16. FUMBLES: 9 (1 lost) in 2015; 4 (2 lost) in 2016; 4 (2 lost) in 2017; 2 (0 lost) in 2018; NFL Totals: 19 (5 lost).

SINGLE-GAME HIGHS & CAREER MILESTONES: **PASSING:** Attempts - 42, vs. NYG, 10/4/15. Completions - 29, vs. NYJ, 11/2/17. Completion percentage - 100.0, at SD, 12/18/11. Yards - 329, vs. Mia., 12/24/16. TDs - 3, six times; last: vs. Mia., 12/24/16. Long - 84t, vs. NYJ, 9/15/16. QB Rating - 146.5, vs. Mia., 11/8/15. Interceptions - 3, vs. NE, 9/20/15. **RUSHING:** Attempts - 14, vs. Dal., 12/27/15. Yards - 79, at Was., 12/20/15. Long - 49, vs. Ari., 9/25/16. TDs - 1, 16 times; last: vs. Pit., 9/9/18. NFL debut: at Cle., 12/4/11. First NFL start: vs. Ind., 9/13/15.

TYROD TAYLOR GAME-BY-GAME STATISTICS

2018, CLEVELAND

Date	Opp	GP	GS	PASSING									RUSHING		
				Att	Cmp	Yds	Pct	TD	INT	LG	SK	Rtg	Att	Yds	TD
9/9	Pit-T	1	QB	40	15	197	37.5	1	1	39	7	51.8	8	77	1
9/16	at NO-L	1	QB	30	22	246	73.3	1	1	47t	3	94.6	4	26	0
9/20	NYJ-W	1	QB	14	4	19	28.6	0	0	12	3	39.6	4	22	0
9/30	at Oak-L						***inactive -- back***								
10/7	Bal-W						***active -- did not play***								
10/14	LAC-L						***active -- did not play***								
10/21	at TB-L						***active -- did not play***								
10/28	at Pit-L						***active -- did not play***								
11/4	KC-L	1		1	1	11	100.0	0	0	11	0	112.5	0	0	0
11/11	Atl-W						***active -- did not play***								
11/25	at Cin-W						***active -- did not play***								
12/2	at Hou-L						***active -- did not play***								
12/9	Car-W						***active -- did not play***								
12/15	at Den-W						***active -- did not play***								
12/23	Cin-W						***active -- did not play***								
12/30	at Bal-L						***active -- did not play***								
2018 TOTALS		4	3	85	42	473	49.4	2	2	47t	13	64.5	16	125	1

2017, BUFFALO

Date	Opp	GP	GS	PASSING									RUSHING		
				Att	Cmp	Yds	Pct	TD	INT	LG	SK	Rtg	Att	Yds	TD
9/10	NYJ-W	1	QB	28	16	224	57.1	2	1	47	2	92.0	8	38	0
9/17	at Car-L	1	QB	25	17	125	68.0	0	0	15	3	79.6	8	55	0
9/24	Den-W	1	QB	26	20	213	76.9	2	0	31	4	126.0	8	13	0
10/1	at Atl-W	1	QB	20	12	182	60.0	1	0	44	3	106.7	7	12	0
10/8	at Cin-L	1	QB	37	20	166	54.1	1	1	24	6	63.6	1	3	0
10/15	TB-W	1	QB	33	20	268	60.6	1	0	44	1	96.5	6	53	0
10/22	Oak-W	1	QB	27	20	165	74.1	1	0	36	0	101.6	6	1	1
10/29	at NYJ-L	1	QB	40	29	285	72.5	2	0	26t	7	108.9	6	35	1
11/12	NO-L	1	QB	18	9	56	50.0	0	1	9	2	33.6	3	27	0
11/19	at LAC-L	1		25	15	158	60.0	1	0	33	1	91.8	4	38	1
11/26	at KC-W	1	QB	29	19	183	65.5	1	0	33	2	94.5	9	27	0
12/3	NE-L	1	QB	18	9	65	50.0	0	1	14	3	35.6	3	32	0
12/10	Ind-W						***inactive -- knee***								
12/17	Mia-W	1	QB	29	17	224	58.6	1	0	29	2	94.6	6	42	1
12/24	at NE-L	1	QB	38	21	281	55.3	0	0	46	6	78.9	3	16	0
12/31	at Mia-W	1	QB	27	19	204	70.4	1	0	26	4	104.6	6	35	0
2017 TOTALS		15	14	420	263	2,799	62.6	14	4	47	46	89.2	84	427	4
1/7/18	at Jax-L	1	QB	37	17	134	45.9	0	1	16	2	44.2	7	27	0
1-AFC Wild Card															

2016, BUFFALO

Date	Opp	GP	GS	PASSING									RUSHING		
				Att	Cmp	Yds	Pct	TD	INT	LG	SK	Rtg	Att	Yds	TD
9/11	at Bal-L	1	QB	22	15	111	68.2	0	0	33	2	79.9	5	11	0
9/15	NYJ-L	1	QB	30	18	297	60.0	3	1	84	0	112.8	2	25	0
9/25	Ari-W	1	QB	25	14	119	56.0	0	1	28	4	51.9	9	76	1
10/2	at NE-W	1	QB	39	27	246	69.2	1	0	23	2	94.6	5	28	0
10/9	at LAR-W	1	QB	23	12	124	52.2	2	0	29	2	97.0	5	28	0
10/16	SF-W	1	QB	26	17	179	64.4	2	0	30	3	110.9	8	68	0
10/23	at Mia-L	1	QB	28	14	221	50.0	1	0	67	4	88.5	7	35	1
10/30	NE-L	1	QB	38	19	183	50.0	0	0	25	1	63.8	5	48	1
11/7	at Sea-L	1	QB	38	27	289	71.1	1	1	29	5	90.8	8	43	1
11/20	at Cin-W	1	QB	27	19	166	70.4	0	1	34	2	70.9	9	39	0
11/27	Jax-W	1	QB	18	12	166	66.7	1	0	62	5	114.6	7	38	1
12/4	at Oak-L	1	QB	35	18	191	51.4	0	1	22	4	55.8	3	30	1
12/11	Pit-L	1	QB	25	15	228	60.0	2	1	41	5	100.1	3	2	0
12/18	Cle-W	1	QB	24	17	174	70.8	1	0	23	1	105.2	7	49	0
12/24	Mia-L	1	QB	39	26	329	66.7	3	0	53	2	118.4	12	60	0
1/1	at NYJ-L						***active, did not play***								
2016 TOTALS		15	15	437	270	3,023	61.8	17	6	84	42	89.6	95	580	5

TYROD TAYLOR CONTINUED

2015, BUFFALO

Date	Opp	GP	GS	PASSING									RUSHING		
				Att	Cmp	Yds	Pct	TD	INT	LG	SK	Rtg	Att	Yds	TD
9/13	Ind-W	1	QB	19	14	195	73.7	1	0	51t	0	123.8	9	41	0
9/20	NE-L	1	QB	30	23	242	76.7	3	3	32t	8	93.3	5	43	1
9/27	at Mia-W	1	QB	29	21	277	72.4	3	0	39	0	136.7	3	12	0
10/4	NYG-L	1	QB	42	28	274	66.7	1	1	27	2	82.8	6	15	0
10/11	at Ten-W	1	QB	17	10	109	58.8	1	0	46	4	97.4	8	76	1
10/18	Cin-L														
10/25	at Jax-L														
11/08	Mia-W	1	QB	12	11	181	91.7	1	0	63	3	146.5	10	44	0
11/12	at NYJ-W	1	QB	27	17	158	63.0	1	0	26t	4	91.3	6	12	0
11/23	at NE-L	1	QB	36	20	233	55.6	0	0	42	2	75.3	4	1	0
11/29	at KC-L	1	QB	38	21	291	55.3	3	0	48	1	106.4	5	46	0
12/6	Hou-W	1	QB	21	11	211	52.4	3	0	53	1	127.2	7	28	1
12/13	at Phi-L	1	QB	36	19	268	52.8	1	1	47t	1	74.8	8	53	0
12/20	at Was-L	1	QB	27	16	235	59.3	2	0	48t	5	112.4	9	79	0
12/27	Dal-W	1	QB	18	13	179	72.2	0	1	37	3	80.6	14	67	0
1/3	NYJ-W	1	QB	28	18	182	64.3	0	0	38	2	82.7	10	51	1
2015 TOTALS		14	14	380	242	3,035	63.7	20	6	63	36	99.4	104	568	4

2014, BALTIMORE

Date	Opp	GP	GS	PASSING									RUSHING		
				Att	Cmp	Yds	Pct	TD	INT	LG	SK	Rtg	Att	Yds	TD
9/7	Cin-L														
9/11	Pit-W														
9/21	at Cle-W														
9/28	Car-W														
10/5	at Ind-L														
10/12	at TB-W	1		0	0	0	0	0	0	-	0	0.0	4	-3	0
10/19	Ati-W														
10/26	at Cin-L														
11/02	at Pit-L														
11/09	Ten-W														
11/24	at NO-W														
11/30	SD-L														
12/7	at Mia-W														
12/14	Jax-W														
12/21	at Hou-L														
12/28	Cle-W														
2014 TOTALS		1	0	0	0	0	-	0	0	-	0	-	4	-3	0
1/3/15	at Pit-W1														
1/10/15	at NE-L2														

1-AFC Wild Card; 2-AFC Divisional Playoff

2013, BALTIMORE

Date	Opp	GP	GS	PASSING									RUSHING		
				Att	Cmp	Yds	Pct	TD	INT	LG	SK	Rtg	Att	Yds	TD
9/5	at Den-L														
9/15	Cle-W														
9/22	Hou-W														
9/29	at Buf-L														
10/6	at Mia-W														
10/13	GB-L														
10/20	at Pit-L														
11/3	at Cle-L														
11/10	Cin-W	1		0	0	0	0	0	0	-	0	0	1	18	0
11/17	at Chi-L														
11/24	NYJ-W	1		1	0	0	0	0	0	-	0	39.6	4	7	0
11/28	Pit-W														
12/8	Min-W														
12/16	at Det-W														
12/22	NE-L	1		4	1	2	25.0	0	1	2	0	0.0	3	39	0
12/29	at Cin-L														
2013 TOTALS		3	0	5	1	2	20.0	0	1	-	0	0.0	8	64	0

TYROD TAYLOR CONTINUED

2012, BALTIMORE

Date	Opp	GP	GS	PASSING								RUSHING			
				Att	Cmp	Yds	Pct	TD	INT	LG	SK	Rtg	Att	Yds	TD
9/10	Cin-W	1		3	2	30	66.7	0	0	25	0	0	1	7	0
9/16	at Phi-L					***active, did not play***									
9/23	NE-W					***active, did not play***									
9/27	Cle-W	1		0	0	0	0	0	0	-	0	0	0	0	0
10/7	at KC-W	1		0	0	0	0	0	0	-	0	0	0	0	0
10/14	Dal-W					***active, did not play***									
10/21	at Hou-L					***active, did not play***									
11/4	at Cle-W	1		0	0	0	0	0	0	0	0	0	1	4	0
11/11	Oak-W	1		1	0	0	0	0	0	-	0	39.6	0	0	0
11/18	at Pit-W					***active, did not play***									
11/25	at SD-W					***active, did not play***									
12/2	Pit-L					***active, did not play***									
12/9	at Was-L					***active, did not play***									
12/16	Den-L					***active, did not play***									
12/23	at NYG-W	1		0	0	0	0	0	0	-	0	0	0	0	0
12/30	at Cin-L	1		25	15	149	60.0	0	1	23	3	60.2	9	65	1
2012 TOTALS		7	0	29	17	179	58.6	0	1	25	30	62.3	14	73	1
1/6/13	Ind-W1					***active, did not play***									
1/12/13	at Den-W2					***active, did not play***									
1/20/13	at NE-W3					***active, did not play***									
2/3/13	at SF-W4					***active, did not play***									

1-AFC Wild Card; 2-AFC Divisional Playoff; 3-AFC Championship; 4-Super Bowl 47, New Orleans

2011, BALTIMORE

Date	Opp	GP	GS	PASSING								RUSHING			
				Att	Cmp	Yds	Pct	TD	INT	LG	SK	Rtg	Att	Yds	TD
9/11	Pit-W					***active, did not play***									
9/18	at Ten-L					***active, did not play***									
9/25	at StL-W					***active, did not play***									
10/2	NYJ-W					***active, did not play***									
10/16	Hou-W					***active, did not play***									
10/24	at Jax-L					***active, did not play***									
10/30	Ari-W					***active, did not play***									
11/6	at Pit-W					***active, did not play***									
11/13	at Sea-L					***active, did not play***									
11/20	Cin-W					***active, did not play***									
11/24	SF-W					***active, did not play***									
12/4	at Cle-W	1		0	0	0.0	-	0	0	-	0	0.0	1	2	0
12/11	Ind-W	1		0	0	0.0	-	0	0	-	0	0.0	0	0	0
12/18	at SD-L	1		0	1	18.0	100.0	0	0	18	2	118.8	0	0	0
12/24	Cle-W					***active, did not play***									
1/1	at Cin-W					***active, did not play***									
2011 TOTALS		3	0	1	1	18	100.0	0	0	18	2	118.8	1	2	0
1/15/12	Hou-W					***active, did not play***									
1/22/12	at Pit-L					***active, did not play***									

1-AFC Divisional Playoff; 2-AFC Championship



CHAD THOMAS

POSITION | DEFENSIVE LINE
SCHOOL | MIAMI (FLA.)
HT 6-5 | **WT** 278
BORN | 10/12/95
ACQUIRED | D3 - '18
NFL EXPERIENCE | ROOKIE

92

TRANSACTIONS

Selected by the Cleveland Browns in the third round (67th overall) of the 2018 NFL Draft.

2018: Contributed in four games...Active, did not play in Weeks 1 and 6-7...Inactive Weeks 5, 9-10 and 12-17 (coach's decision)...
(9/16) at NO: In NFL debut, contributed on DL...(9/20) vs NYJ: In 21-17 primetime victory, contributed on defense...(9/30) at Oak:
 Contributed on defense...(10/28) at Pit: Contributed on defense.

CHAD THOMAS CAREER STATISTICS

Year	Team	TACKLES							INTERCEPTIONS					FUMBLES		
		GP	GS	Tot	Solo	Asst	Sk	Yds	No	Yds	Lg	TD	PD	FF	FR	Yds
2018	Cleveland	4	0	0	0	0	0.0	0	0	-	0	0	0	0	0	0

CHAD THOMAS GAME-BY-GAME STATISTICS

2018, CLEVELAND

Date	Opp	GP	GS	Tot	So	Asst	Sk	Yd	Int	Yd	Lg	TD	PD	FF	FR
9/9	Pit-T								***active, did not play***						
9/16	at NO-L	1		0	0	0	0.0	0.0	0	-	0	0	0	0	0
9/20	NYJ-W	1		0	0	0	0.0	0.0	0	-	0	0	0	0	0
9/30	at Oak-L	1		0	0	0	0.0	0.0	0	-	0	0	0	0	0
10/7	Bal-W								***inactive -- coach's decision***						
10/14	LAC-L								***active -- did not play***						
10/21	at TB-L								***active -- did not play***						
10/28	at Pit-L	1		0	0	0	0.0	0.0	0	-	0	0	0	0	0
11/4	KC-L								***inactive -- coach's decision***						
11/11	Atl-W								***inactive -- coach's decision***						
11/25	at Cin-W								***inactive -- coach's decision***						
12/2	at Hou-L								***inactive -- coach's decision***						
12/9	Car-W								***inactive -- coach's decision***						
12/15	at Den-W								***inactive -- coach's decision***						
12/23	Cin-W								***inactive -- coach's decision***						
12/30	at Bal-L								***inactive -- coach's decision***						
2018 TOTALS		4	0	0	0	0	0.0	0	0	0	-	0	0	0	0



TAVIERRE THOMAS

POSITION | DEFENSIVE BACK
SCHOOL | FERRIS STATE
HT 5-10 | **WT** 205
BORN | 3/11/1996
ACQUIRED | WAIVERS (ARI) - '18
NFL EXPERIENCE | ROOKIE

27

TRANSACTIONS

Signed by the Arizona Cardinals as an undrafted free agent on April 30, 2018...Waived by the Cardinals on Sept. 1, 2018... Claimed off waivers by the Cleveland Browns on Sept. 2, 2018.

2018: Tied team high with seven special teams tackles...Played in 13 games...Logged one solo tackle...Inactive Weeks 4-6 (coach's decision)...Spent offseason and training camp with the Cardinals...(9/9) vs Pit: In NFL debut, contributed on special teams...(9/20) vs NYJ: In 21-17 primetime victory, contributed on special teams...(11/4) vs KC: Logged first career solo tackle, as well as first career special teams stop...(11/11) vs Atl: In 28-16 win, recorded one special teams tackle...(11/25) at Cin: During 35-20 division victory on road, contributed on special teams...(12/2) at Hou: Logged one special teams tackle...(12/9) vs Car: In 26-20 win, contributed on defense and special teams...Logged one special teams tackle...(12/15) at Den: During 17-16 primetime road victory, notched two special teams tackles...(12/23) vs Cin: Completing sweep of Bengals with 26-18 win, logged one special teams tackle.

TAVIERRE THOMAS CAREER STATISTICS

Year	Team	GP	GS	TACKLES					Yds	INTERCEPTIONS				FUMBLES			
				Tot	Solo	Asst	Sk	Yds		No	Yds	Lg	TD	PD	FF	FR	Yds
2018	Cleveland	13	0	1	1	0	0.0	0.0	0	0	-	0	0	0	0	0	0

TAVIERRE THOMAS GAME-BY-GAME STATISTICS

2018, CLEVELAND

Date	Opp	GP	GS	Tot	So	Asst	Sk	Yd	Int	Yd	Lg	TD	PD	FF	FR
9/9	Pit-T	1	0	0	0	0	0.0	0.0	0	0	-	0	0	0	0
9/16	at NO-L	1	0	0	0	0	0.0	0.0	0	0	-	0	0	0	0
9/20	NYJ-W	1	0	0	0	0	0.0	0.0	0	0	-	0	0	0	0
9/30	at Oak-L														
10/7	Bal-W														
10/14	LAC-L														
10/21	at TB-L	1	0	0	0	0	0.0	0.0	0	0	-	0	0	0	0
10/28	at Pit-L	1	0	0	0	0	0.0	0.0	0	0	-	0	0	0	0
11/4	KC-L	1	1	1	1	0	0.0	0.0	0	0	-	0	0	0	0
11/11	Atl-W	1	0	0	0	0	0.0	0.0	0	0	-	0	0	0	0
11/25	at Cin-W	1	0	0	0	0	0.0	0.0	0	0	-	0	0	0	0
12/2	at Hou-L	1	0	0	0	0	0.0	0.0	0	0	-	0	0	0	0
12/9	Car-W	1	0	0	0	0	0.0	0.0	0	0	-	0	0	0	0
12/15	at Den-W	1	0	0	0	0	0.0	0.0	0	0	-	0	0	0	0
12/23	Cin-W	1	0	0	0	0	0.0	0.0	0	0	-	0	0	0	0
12/30	at Bal-L	1	0	0	0	0	0.0	0.0	0	0	-	0	0	0	0
2018 TOTALS		13	0	1	1	0	0.0	0.0	0	0	-	0	0	0	0

ADDITIONAL STATISTICS: Special teams tackles - 7.



JC TRETTER

POSITION | OFFENSIVE LINE
SCHOOL | CORNELL
HT 6-4 | **WT** 307
BORN | 2/12/91
ACQUIRED | UFA (G.B.) - '17
NFL EXPERIENCE | 6TH YEAR

64

TRANSACTIONS

Originally drafted by the Green Bay Packers in the fourth round (122nd overall) of the 2013 NFL Draft...Signed by the Cleveland Browns as an unrestricted free agent on March 9, 2017.

2018: Started at C in all 16 games, playing every offensive snap...Stalwart of Browns unit that did not allow a sack in five of team's final seven games (three total, fewest allowed in NFL during Weeks 10-17)...**(9/9) vs Pit:** Started at C, playing every offensive snap...Helped Browns rush for 177 yards, which ranked first in AFC and second in NFL during Week 1 (Washington, 182 yards)...**(9/20) vs NYJ:** In 21-17 primetime victory, started at C, playing every offensive snap...Paved way as Browns rushed for 133 yards and two scores...**(9/30) at Oak:** Started at C, playing every offensive snap...Helped Browns rush for 208 yards, 6.3 per carry average and three TDs – most rushing scores since 2014 (twice)...**(10/7) vs Bal:** During 12-9 OT division win, started at C, playing every offensive snap...**(11/11) vs Atl:** In 28-16 win, started at LG, playing every offensive snap and contributing on FG protect...Helped Browns become one of only three teams to rush for 200+ yards (211) and not surrender a sack in a game this season (Saints and Colts)...**(11/25) at Cin:** During 35-20 division victory on road, started at C, playing every offensive snap...Helped Browns go back-to-back weeks with zero sacks allowed for first time since 2007...Powered TE David Njoku into end zone from 5-yard line after leaping toward goal line...**(12/2) at Hou:** Started at C, playing every offensive snap...Member of Browns OL that did not surrender a sack in three consecutive games for first time since 1988...**(12/9) vs Car:** In 26-20 win, started at C, playing every offensive snap...**(12/15) at Den:** During 17-16 primetime road victory, started at C, playing every offensive snap...**(12/23) vs Cin:** Completing sweep of Bengals with 26-18 win, started at C, playing every offensive snap...Bolstered Browns' 146 rushing yards and 5.2 per carry avg. (28 attempts).

JC TRETTER CAREER STATISTICS


<u>Year</u>	<u>Team</u>	<u>GP</u>	<u>GS</u>
2014	Green Bay	8	0
2015	Green Bay	16	3
2016	Green Bay	7	7
2017	Cleveland	16	16
2018	Cleveland	16	16
NFL totals (five years)		63	42

PLAYOFFS

<u>Year</u>	<u>Team</u>	<u>GP</u>	<u>GS</u>
2014	Green Bay	2	0
2015	Green Bay	2	1

ADDITIONAL STATISTICS: Misc. fumble recoveries - 1 in 2016; 1 in 2017; NFL totals: 2.

CAREER MILESTONES: NFL debut: vs. Chi., 11/09/14. First NFL start: vs. Chi., 11/26/15.



TANNER VALLEJO

POSITION | LINEBACKER
SCHOOL | BOISE STATE
HT 6-1 | **WT** 230
BORN | 12/16/94
ACQUIRED | WAIVERS (BUF) - '18
NFL EXPERIENCE | 2ND YEAR

54

TRANSACTIONS

Drafted by the Buffalo Bills in the sixth round (195th overall) of the 2017 NFL Draft...Waived by the Bills on Sept. 1, 2018... Calimed off waivers by the Cleveland Browns on Sept. 2, 2018.

2018: Tied for team lead with seven special teams tackles...Played in 13 games with one start at WILL, posting 20 tackles (13 solo) and one forced fumble, his first career...Placed on injured reserve (hamstring) prior to Week 17...Spent offseason and training camp with the Bills...(9/9) vs Pit: In Browns debut, contributed on special teams...(9/20) vs NYJ: In 21-17 primetime victory, contributed on special teams...(10/7) vs Bal: During 12-9 OT division win, contributed on special teams...(10/14) vs LAC: Inactive (concussion)...(10/21) at TB: Recorded two special teams tackles...(10/28) at Pit: Registered two special teams stops...(11/4) vs KC: Registered seven tackles (six solo), marking firsts of his career...(11/11) vs Atl: In 28-16 win, totaled six tackles (four solo)...(11/25) at Cin: During 35-20 division victory on road, notched one special teams stop...(12/2) at Hou: Registered four tackles (two solo)...On special teams, recorded one tackle and one forced fumble, his first career...(12/9) vs Car: In 26-20 win, notched two tackles (one solo)...Added one special teams stop...(12/15) at Den: During 17-16 primetime road victory, started first career game at WILL, logging one assisted tackle...(12/23) vs Cin: Inactive (hamstring).

TANNER VALLEJO CAREER STATISTICS

Year	Team	GP	GS	TACKLES				Yds	INTERCEPTIONS				FUMBLES			
				Tot	Solo	Asst	Sk		No	Yds	Lg	TD	PD	FF	FR	Yds
2017	Buffalo	15	0	0	0	0	0.0	0.0	0	0	-	0	0	0	0	0
2018	Cleveland	13	1	20	13	7	0.0	0.0	0	0	-	0	0	1	0	0
NFL totals (two years)		28	1	20	13	7	0.0	0.0	0	0	-	0	0	1	0	0

ADDITIONAL STATISTICS: Special teams tackles - 5 in 2017; 7 in 2018; NFL totals: 12.

TANNER VALLEJO GAME-BY-GAME STATISTICS

2018, CLEVELAND

Date	Opp	GP	GS	Tot	So	Asst	Sk	Yd	Int	Yd	Lg	TD	PD	FF	FR	
9/9	Pit-T	1	0	0	0	0	0.0	0.0	0	0	-	0	0	0	0	
9/16	at NO-L	1	0	0	0	0	0.0	0.0	0	0	-	0	0	0	0	
9/20	NYJ-W	1	0	0	0	0	0.0	0.0	0	0	-	0	0	0	0	
9/30	at Oak-L	1	0	0	0	0	0.0	0.0	0	0	-	0	0	0	0	
10/7	Bal-W	1	0	0	0	0	0.0	0.0	0	0	-	0	0	0	0	
10/14	LAC-L			***inactive -- concussion***												
10/21	at TB-L	1	0	0	0	0	0.0	0.0	0	0	-	0	0	0	0	
10/28	at Pit-L	1	0	0	0	0	0.0	0.0	0	0	-	0	0	0	0	
11/4	KC-L	1	7	6	1	0.0	0.0	0	0	-	0	0	0	0	0	
11/11	Atl-W	1	6	4	2	0.0	0.0	0	0	-	0	0	0	0	0	
11/25	at Cin-W	1	0	0	0	0.0	0.0	0	0	-	0	0	0	0	0	
12/2	at Hou-L	1	4	2	2	0.0	0.0	0	0	-	0	0	0	1	0	
12/9	Car-W	1	2	1	1	0.0	0.0	0	0	-	0	0	0	0	0	
12/15	at Den-W	1WILL	1	0	1	0.0	0.0	0	0	-	0	0	0	0	0	
12/23	Cin-W			***inactive -- hamstring***												
12/30	at Bal			***injured reserve -- hamstring***												
2018 TOTALS		13	1	20	13	7	0.0	0.0	0	0	-	0	0	1	0	

TANNER VALLEJO CONTINUED

2017, BUFFALO

<u>Date</u>	<u>Opp</u>	<u>GP</u>	<u>GS</u>	<u>Tot</u>	<u>So</u>	<u>Asts</u>	<u>Sk</u>	<u>Yd</u>	<u>Int</u>	<u>Yd</u>	<u>Lg</u>	<u>TD</u>	<u>PD</u>	<u>FF</u>	<u>FR</u>
9/10	NYJ-W														
							inactive -- knee								
9/17	at Car-L	1		0	0	0	0.0	0.0	0	0	-	0	0	0	0
9/24	Den-w	1		0	0	0	0.0	0.0	0	0	-	0	0	0	0
10/1	at Atl-W	1		0	0	0	0.0	0.0	0	0	-	0	0	0	0
10/8	at Cin-L	1		0	0	0	0.0	0.0	0	0	-	0	0	0	0
10/22	TB-W	1		0	0	0	0.0	0.0	0	0	-	0	0	0	0
10/29	Oak-W	1		0	0	0	0.0	0.0	0	0	-	0	0	0	0
11/2	at NYJ-L	1		0	0	0	0.0	0.0	0	0	-	0	0	0	0
11/12	NO-L	1		0	0	0	0.0	0.0	0	0	-	0	0	0	0
11/19	at LAC-L	1		0	0	0	0.0	0.0	0	0	-	0	0	0	0
11/26	at KC-W	1		0	0	0	0.0	0.0	0	0	-	0	0	0	0
12/3	NE-L	1		0	0	0	0.0	0.0	0	0	-	0	0	0	0
12/10	Ind-W	1		0	0	0	0.0	0.0	0	0	-	0	0	0	0
12/17	Mia-W	1		0	0	0	0.0	0.0	0	0	-	0	0	0	0
12/24	at NE-L	1		0	0	0	0.0	0.0	0	0	-	0	0	0	0
12/31	at Mia-W	1		0	0	0	0.0	0.0	0	0	-	0	0	0	0
2017 TOTALS		15	0	0	0	0	0.0	0.0	0	0	-	0	0	0	0



DENZEL WARD

POSITION | DEFENSIVE BACK
SCHOOL | OHIO STATE
HT 5-11 | **WT** 190
BORN | 4/28/97
ACQUIRED | D1B - '18
NFL EXPERIENCE | ROOKIE

21

TRANSACTIONS

Selected by the Cleveland Browns in the first round (4th overall) of the 2018 NFL Draft.

2018: 2019 Pro Bowl selection...Responsible for five of Cleveland's takeaways...Two-time Pepsi NFL Rookie of the Week (Week 1, Week 5)...Named AFC Special Teams Player of the Week following Week 5...Started 12 of 13 games played, registering 53 tackles (41 solo), three interceptions, one forced fumble and two fumble recoveries...Inactive Weeks 14-15 and 17 (concussion)...**(9/9) vs Pit:** In NFL debut, started at CB, posting six tackles (two solo), two interceptions and three passes defended...Named Pepsi Rookie of the Week for his performance...Became fourth-youngest player in NFL history with two interceptions in a game...Joined Clarence Scott (Sept. 19, 1971) as only Browns rookies to record two INTs in NFL debut...First Browns rookie to record two INTs in a game since T.J. Ward (10/21/10)...In first quarter, intercepted Ben Roethlisberger in red zone to stymie Steelers drive...In second quarter, recorded second interception during Pittsburgh's final drive of first half...Played every defensive snap...**(9/16) at NO:** Started at CB, tallying seven tackles (five solo)...**(9/20) vs NYJ:** In 21-17 primetime victory, started at CB, totaling four solo tackles, one forced fumble, one fumble recovery and one tackle for loss...On NY Jets' opening drive, recorded tackle for loss that on screen pass that contributed to three-and-out...In third quarter, forced and recovered fumble, returning it 20 yards to set up Browns FG...**(9/30) at Oak:** Started at CB, logging three tackles (one solo)...Played every defensive snap...**(10/7) vs Bal:** During 12-9 OT division win, started at CB, posting five tackles (four solo), one interception and three passes defended...In second quarter, picked off Joe Flacco inside Cleveland's 5-yard line to end scoring threat...Blocked a FG attempt to end first half...Earned AFC Special Teams Player of the Week and NFL Pepsi Rookie of the Week for his performance...**(10/14) vs LAC:** Started at CB, compiling three solo tackles...Played every defensive snap...**(10/21) at TB:** Totaled four solo tackles, one tackle for loss and two passes defended...**(10/28) at Pit:** Started at CB, amassing seven tackles (five solo), one tackle for loss, one pass defended and one fumble recovery...Recovered second career fumble in third quarter...Played every defensive snap...**(11/4) vs KC:** Started at CB, notching one solo tackle...Sustained hip injury in first half and did not return...**(11/11) vs Atl:** In 28-16 win, started at CB, posting two solo tackles and one pass defended. **(11/25) at Cin:** During 35-20 division victory on road, started at WILL, tallying four solo tackles and one pass defended...Broke up pass on fourth down in red zone late in fourth quarter to force turnover on downs...**(11/25) at Cin:** During 35-20 division victory on road, started at CB, collecting four solo tackles and one pass defended...On Bengals' penultimate possession, made tackle on third down and earned pass defended on fourth down to force turnover on downs...Played every defensive snap...**(12/2) at Hou:** Started at CB, tallying two solo tackles (one solo)...Sustained concussion in first half...**(12/23) vs Cin:** Completing sweep of Bengals with 26-18 win, started at CB, registering team-best five solo tackles and one tackle for loss...Sustained concussion in fourth quarter.

DENZEL WARD CAREER STATISTICS

Year	Team	TACKLES							INTERCEPTIONS					FUMBLES		
		GP	GS	Tot	Solo	Asst	Sk	Yds	No	Yds	Lg	TD	PD	FF	FR	Yds
2018	Cleveland	13	12	53	41	12	0.0	0.0	3	26	26	0	11	1	2	0

ADDITIONAL STATISTICS: Interceptions - Ben Roethlisberger (2), Joe Flacco (1). Blocked one FG (vs. Bal., 10/7/18).

DENZEL WARD GAME-BY-GAME STATISTICS

2018, CLEVELAND

Date	Opp	GP	GS	Tot	So	Asst	Sk	Yd	Int	Yd	Lg	TD	PD	FF	FR
9/9	Pit-T	1	CB	6	2	4	0.0	0.0	2	26	26	0	3	0	0
9/16	at NO-L	1	CB	7	5	2	0.0	0.0	0	0	-	0	0	0	0
9/20	NYJ-W	1	CB	4	4	0	0.0	0.0	0	0	-	0	0	1	1
9/30	at Oak-L	1	CB	3	1	2	0.0	0.0	0	0	-	0	0	0	0
10/7	Bal-W	1	CB	5	4	1	0.0	0.0	1	0	0	0	3	0	0
10/14	LAC-L	1	CB	3	3	0	0.0	0.0	0	0	-	0	0	0	0
10/21	at TB-L	1		4	4	0	0.0	0.0	0	0	-	0	2	0	0
10/28	at Pit-L	1	CB	7	5	2	0.0	0.0	0	0	-	0	1	0	1
11/4	KC-L	1	CB	1	1	0	0.0	0.0	0	0	-	0	0	0	0
11/11	Atl-W	1	CB	2	2	0	0.0	0.0	0	0	-	0	1	0	0
11/25	at Cin-W	1	CB	4	4	0	0.0	0.0	0	0	-	0	1	0	0
12/2	at Hou-L	1	CB	2	1	1	0.0	0.0	0	0	-	0	0	0	0
12/9	Car-W														
12/15	at Den-W														
12/23	Cin-W	1	CB	5	5	0	0.0	0.0	0	0	-	0	0	0	0
12/30	at Bal-L														
2018 TOTALS		13	12	53	41	12	0.0	0	3	26	26	0	11	1	2



EARL WATFORD

POSITION | OFFENSIVE LINE

SCHOOL | JAMES MADISON

HT 6-4 | **WT** 295

BORN | 6/24/1990

ACQUIRED | FA - '18

NFL EXPERIENCE | 5TH YEAR

71

TRANSACTIONS

Drafted by the Arizona Cardinals in the fourth round (116th overall) of the 2013 NFL Draft...Signed by the Jacksonville Jaguars as an unrestricted free agent on Mar. 11, 2017...Waived by the Jaguars on Sep. 8, 2017...Signed by the Cardinals on Oct. 2, 2017...Signed with the Chicago Bears as an unrestricted free agent on Apr. 3, 2018...Waived by the Bears on Aug. 26, 2018...Signed by the Cleveland Browns on Aug. 28, 2018.


2018: Played in 13 games...Spent offseason and training camp with the Bears...**(9/9) vs Pit:** In Browns debut, contributed as extra OL in jumbo sets and on FG protect...**(9/16) at NO:** Contributed on FG protect...**(9/20) vs NYJ:** In 21-17 primetime victory, contributed on FG protect...**(9/30) at Oak:** Contributed as extra OL in jumbo sets and on special teams...**(10/7) vs Bal:** Inactive (coach's decision)...**(10/14) vs LAC:** Inactive (coach's decision)...**(10/21) at TB:** Active, did not play...**(10/28) at Pit:** Contributed on special teams...**(11/4) vs KC:** Contributed on special teams... **(11/11) vs Atl:** In 28-16 win, contributed on special teams...**(11/25) at Cin:** During 35-20 division victory on road, contributed on FG protect...**(12/2) at Hou:** Contributed on FG protect...**(12/9) vs Car:** In 26-20 win, contributed on FG protect...**(12/15) at Den:** During 17-16 primetime road victory, contributed on FG protect...**(12/23) vs Cin:** Completing sweep of Bengals with 26-18 win, contributed on FG protect...**(12/30) at Bal:** Contributed on FG protect.

EARL WATFORD CAREER STATISTICS

<u>Year</u>	<u>Team</u>	<u>GP</u>	<u>GS</u>
2014	Arizona	10	0
2015	Arizona	8	2
2016	Arizona	15	10
2017	Arizona	10	9
2018	Cleveland	13	0
NFL Totals (five years)		56	21

ADDITIONAL STATISTICS: First NFL start - vs. NO (9/13/15). First NFL appearance - at NYG (9/14/14).

JERMAINE WHITEHEAD



POSITION | DEFENSIVE BACK
SCHOOL | AUBURN
HT 5-11 | **WT** 195
BORN | 3/12/93
ACQUIRED | W. (GB) - '18
NFL EXPERIENCE | 3RD YEAR

35

TRANSACTIONS

Signed by the San Francisco 49ers as an undrafted free agent on May 5, 2015...Waived by the 49ers on Sept. 5, 2015...Signed to 49ers practice squad on Sept. 6, 2015...Signed by Baltimore Ravens to active roster from practice squad on Dec. 23, 2015...Waived by Ravens on May 13, 2016...Signed by Green Bay Packers on May 18 2016...Waived by Packers on Sept. 3, 2016...Signed by Packers to practice squad on Sept. 4, 2016...Elevated to team from practice squad on Oct. 24, 2016...Waived by Packers on Nov. 7, 2016...Signed by Packers to practice squad on Nov. 9, 2016...Waived by Packers on Sept. 2, 2017...Signed by Packers to practice squad on Sept. 3, 2017...Elevated to team from practice squad on Oct. 21, 2017...Re-signed by Packers as exclusive-rights free agent on Apr. 17, 2018...Waived by the Packers on Nov. 6, 2018...Claimed by Cleveland Browns off waivers on Nov. 7, 2018.

2018: Played in seven games with Browns, logging two assisted tackles...Recorded two special teams tackles with Cleveland...Spent offseason and training camp with Green Bay...Claimed by Cleveland off waivers prior to Week 11...With Packers, played in seven games with two starts, posting one sack, 19 tackles (16 solo), two QB hits and two passes defended...**(11/11) vs Atl:** In 28-16 win, notched one special teams tackle during Browns debut...**(11/25) at Cin:** During 35-20 division victory on road, contributed on special teams...**(12/2) at Hou:** Contributed on special teams...**(12/9) vs Car:** In 26-20 win, contributed on special teams...**(12/15) at Den:** During 17-16 primetime road victory, contributed on special teams...**(12/23) vs Cin:** Completing sweep of Bengals with 26-18 win, contributed on special teams, registering assisted tackle on Bengals' fake punt...**(12/30) at Bal:** Logged two assisted tackles, his firsts with Cleveland.

JERMAINE WHITEHEAD CAREER STATISTICS

Year	Team	GP	GS	TACKLES					INTERCEPTIONS					FUMBLES			
				Tot	Solo	Asst	Sk	Yds	No	Yds	Lg	TD	PD	FF	FR	Yds	
2016	Green Bay	2	0	0	0	0	0.0	0.0	0	0	-	0	0	0	0	0	0
2017	Green Bay	10	0	5	3	2	0.0	0.0	0	0	-	0	1	0	0	0	
2018	Green Bay	7	2	17	15	2	1.0	16.0	0	0	-	0	2	0	0	0	
	Cleveland	7	0	2	0	2	0.0	0.0	0	0	-	0	0	0	0	0	
	2018 totals	14	2	19	15	4	1.0	16.0	0	0	-	0	2	0	0	0	
	NFL totals (three years)	26	2	24	18	6	1.0	16.0	0	0	-	0	3	0	0	0	

ADDITIONAL STATISTICS: Special teams tackles - 0 in 2016, 6 in 2017, 5 (2 with Browns) in 2018, NFL totals: 11.

SINGLE-GAME HIGHS & CAREER MILESTONES: TACKLES: Total - 6, at LAR, 10/28/18. Solo - 5, at LAR, 10/28/18. INTERCEPTIONS: None. Yards - None. Long -None. TDs - 0. FUMBLES: Forced - None. Recovered - None. PASSES DEFENSED: 1, three times; last vs. Min., 9/16/18. SACKS: 0. NFL debut: at Atl., 10/30/16. First NFL start: vs. Chi., 9/9/18.

JERMAINE WHITEHEAD GAME-BY-GAME STATISTICS

2018, GREEN BAY PACKERS

Date	Opp	GP	GS	Tot	So	Asts	Sk	Yd	Int	Yd	Lg	TD	PD	FF	FR	
9/9	Chi-W	1	S	1	1	0	0.0	0	0	0	-	0	1	0	0	
9/16	Min-T	1		3	3	0	0.0	0	0	0	-	0	1	0	0	
9/23	at Was-L	1		1	1	0	0.0	0	0	0	-	0	0	0	0	
9/30	Buf-W	1		1	1	0	1.0	16	0	0	-	0	0	0	0	
10/7	at Det-L	0														
10/15	SF-W	1		2	2	0	0.0	0	0	0	-	0	0	0	0	
10/28	at LAR-L	1	S	6	5	1	0.0	0	0	0	-	0	0	0	0	
11/4	at NE-L	1		3	2	1	0.0	0	0	0	-	0	0	0	0	

2018, CLEVELAND

Date	Opp	GP	GS	Tot	So	Asst	Sk	Yd	Int	Yd	Lg	TD	PD	FF	FR
11/11	Atl-W	1		0	0	0	0.0	0.0	0	0	-	0	0	0	0
11/25	at Cin-W	1		0	0	0	0.0	0.0	0	0	-	0	0	0	0
12/2	at Hou-L	1		0	0	0	0.0	0.0	0	0	-	0	0	0	0
12/9	Car-W	1		0	0	0	0.0	0.0	0	0	-	0	0	0	0
12/15	at Den-W	1		0	0	0	0.0	0.0	0	0	-	0	0	0	0
12/23	Cin-W	1		0	0	0	0.0	0.0	0	0	-	0	0	0	0
12/30	at Bal-L	1		2	0	2	0.0	0.0	0	0	-	0	0	0	0
2018 TOTALS		14	2	19	15	4	1.0	16.0	0	0	-	0	2	0	0


2017, GREEN BAY PACKERS

Date	Opp	GP	GS	Tot	So	Asts	Sk	Yd	Int	Yd	Lg	TD	PD	FF	FR
9/10	Sea-W														
9/17	at Atl-L														
9/24	Cin-W														
9/28	Chi-W														
10/8	at Dal-W														
10/15	at Min-L														
10/22	NO-L	1		0	0	0	0.0	0	0	0	-	0	0	0	0
11/6	Det-L	1		0	0	0	0.0	0	0	0	-	0	0	0	0
11/12	at Chi-W	1		1	1	0	0.0	0	0	0	-	0	0	0	0
11/19	Bal-L	1		1	0	1	0.0	0	0	0	-	0	0	0	0
11/26	at Pit-L	1		0	0	0	0.0	0	0	0	-	0	0	0	0
12/3	TB-W	1		0	0	0	0.0	0	0	0	-	0	0	0	0
12/10	at Cle-W	1		1	1	0	0.0	0	0	0	-	0	0	0	0
12/17	at Car-L	1		1	0	1	0.0	0	0	0	-	0	0	0	0
12/23	Min-L	1		0	0	0	0.0	0	0	0	-	0	1	0	0
12/31	at Det-L	1		1	1	0	0.0	0	0	0	-	0	0	0	0
2017 TOTALS		10	0	5	3	2	0.0	0	0	0	-	0	1	0	0

JERMAINE WHITEHEAD CONTINUED

2016, GREEN BAY PACKERS

Date	Opp	GP	GS	Tot	So	As	Sk	Yd	Int	Yd	Lg	TD	PD	FF	FR
9/11	at Jax-W														
9/18	at Min-L														
9/25	Det-W														
10/9	NYG-W														
10/16	Dal-L														
10/20	Chi-L														
10/30	at Atl-L	1		0	0	0	0.0	0	0	0	-	0	0	0	0
11/6	Ind-L	1		0	0	0	0.0	0	0	0	-	0	0	0	0
11/13	at Ten-L														
11/20	Was-L														
11/28	at Phi-W														
12/4	Hou-W														
12/11	Sea-W														
12/18	at Chi-W														
12/24	Min-W														
1/1	at Det-W														
2016 TOTALS		2	0	0	0	0	0.0	0	0	0	0	0	0	0	0



DERRICK WILLIES

POSITION | WIDE RECEIVER
SCHOOL | TEXAS TECH
HT 6-4 | **WT** 207
BORN | 10/17/94
ACQUIRED | FA - '18
NFL EXPERIENCE | ROOKIE

84

TRANSACTIONS

Selected by the Cleveland Browns as an undrafted free agent on May 4, 2018.

2018: Played in first five games, catching three passes for 61 yards in Week 5...Placed on injured reserve (shoulder) on Oct. 13 after fracturing collarbone prior to Week 6...**(9/9) vs Pit:** In NFL debut, contributed at WR and on special teams...**(9/16) at NO:** Contributed on special teams...**(9/20) vs NYJ:** In 21-17 primetime victory, contributed at WR and on special teams...**(9/30) at Oak:** Contributed at WR and on special teams...**(10/7) vs Bal:** During 12-9 OT division win, recorded three catches for 61 yards, the first receptions of his career...On third-and-8 in OT, caught pass from QB Baker Mayfield and gained 39 yards, the longest play of the extra period, to bring Cleveland into Baltimore territory prior to game-winning FG.

DERRICK WILLIES CAREER STATISTICS

Year	Team	GP	GS	RECEIVING				
				No	Yds	Avg	LG	TD
2018	Cleveland	5	0	3	61	20.3	39	0

DERRICK WILLIES GAME-BY-GAME STATISTICS

2018, CLEVELAND

Date	Opp	GP	GS	No	Yds	Avg	Lg	TD
9/9	Pit-T	1		0	0	-	-	0
9/16	at NO-L	1		0	0	-	-	0
9/20	NYJ-W	1		0	0	-	-	0
9/30	at Oak-L	1		0	0	-	-	0
10/7	Bal-W	1		3	61	20.3	39	0
10/14	LAC-L			***injured reserve -- shoulder***				
10/21	at TB-L			***injured reserve -- shoulder***				
10/28	at Pit-L			***injured reserve -- shoulder***				
11/4	KC-L			***injured reserve -- shoulder***				
11/11	Atl-W			***injured reserve -- shoulder***				
11/25	at Cin-W			***injured reserve -- shoulder***				
12/2	at Hou-L			***injured reserve -- shoulder***				
12/9	Car-W			***injured reserve -- shoulder***				
12/15	at Den-W			***injured reserve -- shoulder***				
12/23	Cin-W			***injured reserve -- shoulder***				
12/30	at Bal-L			***injured reserve -- shoulder***				
2018 TOTALS		5	0	3	61	20.3	39	0

XAVIER WOODSON-LUSTER

POSITION | LINEBACKER
SCHOOL | ARKANSAS STATE
HT 6-1 | **WT** 220
BORN | 8/6/95
ACQUIRED | FA - '18
NFL EXPERIENCE | 2ND YEAR

56

TRANSACTIONS

Signed with the Oakland Raiders as an undrafted free agent on May 5, 2017...Waived by the Raiders on Sept. 2, 2017...Signed by the Raiders on Sept. 5, 2017...Waived by the Raiders on Dec. 20, 2017...Added to the Buffalo Bills' practice squad on Dec. 27, 2017...Signed with the Bills on Jan. 10, 2018...Waived by the Bills on Sept. 1, 2018...Added to the Cleveland Browns' practice squad on Oct. 13, 2018...Elevated to the Browns' active roster on Oct. 16, 2018...Waived by Cleveland on Oct. 25, 2018...Signed to Browns' practice squad on Oct. 30, 2018...Elevated to Cleveland's active roster on Dec. 13, 2018.

2018: Contributed on special teams in four games, notching one special teams tackle...Spent offseason and training camp with Buffalo...Signed to the Browns' practice squad prior to Week 6...Elevated to Browns active roster prior to Week 7...Waived by Cleveland after Week 7 but re-signed to team's practice squad prior to Week 9...Returned to Browns' active roster before Week 15...**(10/21) at TB:** In Browns debut, contributed on defense and special teams...**(12/15) at Den:** During 17-16 primetime road victory, contributed on special teams...**(12/23) vs Cin:** Completing sweep of Bengals with 26-18 win, registered one special teams tackle...**(12/30) at Bal:** Contributed on special teams.

XAVIER WOODSON-LUSTER CAREER STATISTICS

Year	Team	GP	GS	TACKLES				Sk	Yds	INTERCEPTIONS				FUMBLES			Yds
				Tot	Solo	Asst	Asst			No	Yds	Lg	TD	PD	FF	FR	
2017	Oakland	14	0	7	4	3	0.0	0.0	0	0	-	0	0	0	0	0	0
2018	Cleveland	4	0	0	0	0	0.0	0.0	0	0	-	0	0	0	0	0	0
NFL totals (two years)		18	0	7	4	3	0.0	0.0	0	0	-	0	0	0	0	0	0

ADDITIONAL STATISTICS: Special teams tackles - 4 in 2017; 1 in 2018; NFL totals: 5.

SINGLE-GAME HIGHS & CAREER MILESTONES: TACKLES: Total - 6, vs. LAC, 10/15/17. Solo - 4, vs. LAC, 10/15/17.

XAVIER WOODSON-LUSTER GAME-BY-GAME STATISTICS

2018, CLEVELAND

Date	Opp	GP	GS	Tot	So	Asst	Sk	Yd	Int	Yd	Lg	TD	PD	FF	FR
9/9	Pit-T						***not with team***								
9/16	at NO-L						***not with team***								
9/20	NYJ-W						***not with team***								
9/30	at Oak-L						***not with team***								
10/7	Bal-W						***not with team***								
10/14	LAC-L						***Browns' practice squad***								
10/21	at TB-L	1		0	0	0	0.0	0.0	0	0	-	0	0	0	0
10/28	at Pit						***not with team***								
11/4	KC-L						***Browns' practice squad***								
11/11	Atl-W						***Browns' practice squad***								
11/25	at Cin-W						***Browns' practice squad***								
12/2	at Hou-L						***Browns' practice squad***								
12/9	Car-W						***Browns' practice squad***								
12/15	at Den-W	1		0	0	0	0.0	0.0	0	0	-	0	0	0	0
12/23	Cin-W	1		0	0	0	0.0	0.0	0	0	-	0	0	0	0
12/30	at Bal-L	1		0	0	0	0.0	0.0	0	0	-	0	0	0	0
2018 TOTALS		4	0	0	0	0	0.0	0.0	0	0	-	0	0	0	0

XAVIER WOODSON-LUSTER CONTINUED

2017, OAKLAND

Date	Opp	GP	GS	Tot	So	Asts	Sk	Yd	Int	Yd	Lg	TD	PD	FF	FR
9/10	at Ten-W	1		0	0	0	0.0	0	0	0	-	0	0	0	0
9/17	NYJ-W	1		0	0	0	0.0	0	0	0	-	0	0	0	0
9/24	at Was-L	1		0	0	0	0.0	0	0	0	-	0	0	0	0
10/1	at Den-L	1		0	0	0	1.0	0	0	0	-	0	0	0	0
10/8	Bal-L	1		0	0	0	0.0	0	0	0	-	0	0	0	0
10/15	LAC-L	1		6	4	2	0.0	0	0	0	-	0	1	0	0
10/19	KC-W	1		0	0	0	0.0	0	0	0	-	0	0	0	0
10/29	at Buf-L	1		0	0	0	0.0	0	0	0	-	0	0	0	0
11/5	at Mia-W	1		0	0	0	0.0	0	0	0	-	0	0	0	0
11/19	NE-L	1		0	0	0	0.0	0	0	0	-	0	0	0	0
11/26	Den-W	1		0	0	0	0.0	0	0	0	-	0	0	0	0
12/3	NYG-W	1		0	0	0	0.0	0	0	0	-	0	0	0	0
12/10	at KC-L	1		0	0	0	0.0	0	0	0	-	0	0	0	0
12/17	Dal-L	1		1	0	1	0.0	0	0	0	-	0	0	0	0
12/25	at Phi-L														
12/31	at LAC-L														
							not on roster								
							Bills' practice squad								
2017 TOTALS		14	0	7	4	3	0.0	0.0	0	0	-	0	0	0	0



KEVIN ZEITLER

POSITION | OFFENSIVE LINE
SCHOOL | WISCONSIN
HT 6-4 | **WT** 307
BORN | 2/12/91
ACQUIRED | UFA (G.B.) - '17
NFL EXPERIENCE | 6TH YEAR

70

TRANSACTIONS

Originally drafted by the Cincinnati Bengals in the first round (27th overall) of the 2012 NFL Draft...Signed by the Cleveland Browns as an unrestricted free agent on March 9, 2017.

2018: 2019 Pro Bowl alternate...Started at RG in all 16 games, playing every offensive snap...Stalwart of Browns unit that did not allow a sack in five of team's final seven games (three total, fewest allowed in NFL during Weeks 10-17)...**(9/9) vs Pit:** Started at RG, playing every offensive snap...Helped Browns rush for 177 yards, which ranked first in AFC and second in NFL during Week 1 (Washington, 182 yards)...**(9/20) vs NYJ:** In 21-17 primetime victory, started at RG, playing every offensive snap...Paved way as Browns rushed for 133 yards and two scores...**(9/30) at Oak:** Started at RG, playing every offensive snap...Helped Browns rush for 208 yards, 6.3 per carry average and three TDs – most rushing scores since 2014 (twice)...**(10/7) vs Bal:** During 12-9 OT division win, started at RG, playing every offensive snap...**(11/11) vs Atl:** In 28-16 win, started at LG, playing every offensive snap and contributing on FG protect...Helped Browns become one of only three teams to rush for 200+ yards (211) and not surrender a sack in a game this season (Saints and Colts)...**(11/25) at Cin:** During 35-20 division victory on road, started at LG, playing every offensive snap...Helped Browns go back-to-back weeks with zero sacks allowed for first time since 2007...Powered TE David Njoku into end zone from 5-yard line after leaping toward goal line...**(12/2) at Hou:** Started at LG, playing every offensive snap...Member of Browns OL that did not surrender a sack in three consecutive games for first time since 1988...Marked his 100th career game...**(12/9) vs Car:** In 26-20 win, started at RG, playing every offensive snap...Recorded 100th career start...**(12/15) at Den:** During 17-16 primetime road victory, started at RG, playing every offensive snap...**(12/23) vs Cin:** Completing sweep of Bengals with 26-18 win, started at RG, playing every offensive snap...Bolstered Browns' 146 rushing yards and 5.2 per carry avg. (28 attempts).

KEVIN ZEITLER CAREER STATISTICS

<u>Year</u>	<u>Team</u>	<u>GP</u>	<u>GS</u>
2012	Cincinnati	16	16
2013	Cincinnati	12	11
2014	Cincinnati	12	12
2015	Cincinnati	16	16
2016	Cincinnati	16	16
2017	Cleveland	16	16
2018	Cleveland	16	16
NFL totals (seven years)		104	103

PLAYOFFS

<u>Year</u>	<u>Team</u>	<u>GP</u>	<u>GS</u>
2012	Cincinnati	1	1
2013	Cincinnati	1	1
2014	Cincinnati	1	1
2015	Cincinnati	1	1
NFL totals		4	4

CAREER MILESTONES: NFL debut: started at RG at Bal., 9/10/12.



ANTHONY ZETTEL

POSITION | DEFENSIVE LINE
SCHOOL | PENN STATE
HT 6-4 | **WT** 275
BORN | 8/9/92
ACQUIRED | W. (DET) - '18
NFL EXPERIENCE | 3RD YEAR

97

TRANSACTIONS

Drafted by the Detroit Lions in the sixth round (202nd overall) of the 2016 NFL Draft...Waived by the Lions on Sept. 5, 2018... Claimed by the Cleveland Browns on Sept. 6, 2018.

2018 Contributed on defense in final 15 games...Totaled 14 tackles (seven solo)...Inactive Week 1 (coach's decision)...**(9/16) at NO:** Contributed on defense in Browns debut...**(9/20) vs NYJ:** In 21-17 primetime victory, contributed on defense and special teams...**(10/28) at Pit:** Recorded one solo tackle and one tackle for loss...**(11/4) vs KC:** Logged one assisted tackle...**(11/11) vs Atl:** In 28-16 win, recorded three solo tackles and one tackle for loss...**(11/25) at Cin:** During 35-20 division victory on road, collected five tackles (two solo) and one tackle for loss...**(12/2) at Hou:** Registered two assisted tackles...**(12/9) vs Car:** In 26-20 win, contributed on defense and special teams...**(12/15) at Den:** During 17-16 primetime road victory, logged two tackles (one solo)...**(12/23) vs Cin:** Completing sweep of Bengals with 26-18 win, contributed on defense and special teams.

ANTHONY ZETTEL CAREER STATISTICS

Year	Team	GP	GS	Tot	TACKLES					INTERCEPTIONS					FUMBLES	
					Solo	Asst	Sk	Yds	No	Yds	Lg	TD	PD	FF	FR	Yds
2016	Detroit	13	0	13	10	3	1.0	7.0	0	0	-	0	0	0	0	0
2017	Detroit	16	16	43	31	12	6.5	45.5	0	0	-	0	0	1	1	1
2018	Cleveland	15	0	14	7	7	0.0	0.0	0	0	-	0	0	0	0	0
NFL totals (three years)		44	16	70	48	22	7.5	52.5	0	0	-	0	0	1	1	1

ADDITIONAL STATISTICS: Multiple-sack games - 1, at Min., 10/1/17. **Career sacks** - Brett Hundley (1.0), Case Keenum (2.5), DeShone Kizer (1.0), Eli Manning (1.0), Carson Palmer (1.0), Matt Ryan (1.0).

SINGLE-GAME HIGHS & CAREER MILESTONES: **TACKLES:** Total - 6, vs Cle., 11/12/17. **Solo** - 5, vs. Cle., 11/12/17. **SACKS:** 2.0, at Min., 20/1/17. **FUMBLES:** **Forced** - 1, vs. Pit., 10/29/17. **Recovered** - 1, at Min., 10/1/17. **INTERCEPTIONS:** 0. **PASSES DEFENSED:** 0. **NFL debut:** at GB, 9/25/16. **First NFL sack:** at NYG, 12/18/16.

ANTHONY ZETTEL GAME-BY-GAME STATISTICS

2018, CLEVELAND

Date	Opp	GP	GS	Tot	So	Asst	Sk	Yd	Int	Yd	Lg	TD	PD	FF	FR	
9/9	Pit-T															
inactive -- coach's decision																
9/16	at NO-L	1	0	0	0	0	0.0	0.0	0	0	-	0	0	0	0	
9/20	NYJ-W	1	0	0	0	0	0.0	0.0	0	0	-	0	0	0	0	
9/30	at Oak-L	1	0	0	0	0	0.0	0.0	0	0	-	0	0	0	0	
10/7	Bal-W	1	0	0	0	0	0.0	0.0	0	0	-	0	0	0	0	
10/14	LAC-L	1	0	0	0	0	0.0	0.0	0	0	-	0	0	0	0	
10/21	at TB-L	1	0	0	0	0	0.0	0.0	0	0	-	0	0	0	0	
10/28	at Pit-L	1	1	1	0	0	0.0	0.0	0	0	-	0	0	0	0	
11/4	KC-L	1	1	0	1	0	0.0	0.0	0	0	-	0	0	0	0	
11/11	Atl-W	1	3	3	0	0	0.0	0.0	0	0	-	0	0	0	0	
11/25	at Cin-W	1	5	2	3	0	0.0	0.0	0	0	-	0	0	0	0	
12/2	at Hou-L	1	2	0	2	0	0.0	0.0	0	0	-	0	0	0	0	
12/9	Car-W	1	0	0	0	0	0.0	0.0	0	0	-	0	0	0	0	
12/15	at Den-W	1	2	1	1	0	0.0	0.0	0	0	-	0	0	0	0	
12/23	Cin-W	1	0	0	0	0	0.0	0.0	0	0	-	0	0	0	0	
12/30	at Bal-L	1	0	0	0	0	0.0	0.0	0	0	-	0	0	0	0	
2018 TOTALS		15	0	13	7	7	0.0	0.0	0	0	-	0	0	0	0	

ANTHONY ZETTEL CONTINUED

2017, DETROIT

Date	Opp	GP	GS	Tot	So	Asts	Sk	Yd	Int	Yd	Lg	TD	PD	FF	FR
9/10	Ari-W	1	DE	3	3	0	1.0	5	0	0	-	0	0	0	0
9/18	at NYG-W	1	DE	4	3	1	0.0	0	0	0	-	0	0	0	0
9/24	Atl-L	1	DE	1	1	0	1.0	11	0	0	-	0	0	0	0
10/1	at Min-W	1	DE	3	2	1	2.0	22	0	0	-	0	0	0	1
10/8	Car-L	1	DE	5	4	1	0.0	0	0	0	-	0	0	0	0
10/15	at NO-L	1	DE	2	1	1	0.0	0	0	0	-	0	0	0	0
10/29	Pit-L	1	DE	2	2	0	0.0	0	0	0	-	0	0	1	0
11/6	at GB-W	1	DE	3	3	0	1.0	2	0	0	-	0	0	0	0
11/12	Cle-W	1	DE	6	5	1	1.0	3	0	0	-	0	0	0	0
11/19	at Chi-W	1	DE	1	1	0	0.0	0	0	0	-	0	0	0	0
11/23	Min-L	1	DE	1	0	1	0.5	2.5	0	0	-	0	0	0	0
12/3	at Bal-L	1	DE	3	2	1	0.0	0	0	0	-	0	0	0	0
12/10	at TB-W	1	DE	2	2	0	0.0	0	0	0	-	0	0	0	0
12/16	Chi-W	1	DE	2	0	2	0.0	7	0	0	-	0	0	0	0
12/24	at Cin-L	1	DE	2	0	2	0.0	0	0	0	-	0	0	0	0
12/31	GB-W	1	DE	3	2	1	0.0	0	0	0	-	0	0	0	0
2017 TOTALS		16	16	43	31	12	6.5	45.5	0	0	-	0	0	1	1

2016, DETROIT

Date	Opp	GP	GS	Tot	So	Asts	Sk	Yd	Int	Yd	Lg	TD	PD	FF	FR
9/11	at Ind-W														
9/18	Ten-L														
9/25	at GB-L	1		1	0	1	0.0	0	0	0	-	0	0	0	0
10/2	at Chi-L	1		0	0	0	0.0	0	0	0	-	0	0	0	0
10/9	Phi-W	1		0	0	0	0.0	0	0	0	-	0	0	0	0
10/16	LAR-W	1		4	4	0	0.0	0	0	0	-	0	0	0	0
10/23	Was-W	1		1	1	0	0.0	0	0	0	-	0	0	0	0
10/30	at Hou-L														
11/6	at Min-W	1		1	1	0	0.0	0	0	0	-	0	0	0	0
11/20	Jax-W	1		2	1	1	0.0	0	0	0	-	0	0	0	0
11/24	Min-W	1		1	0	1	0.0	0	0	0	-	0	0	0	0
12/4	at NO-W	1		0	0	0	0.0	0	0	0	-	0	0	0	0
12/11	Chi-W	1		0	0	0	0.0	0	0	0	-	0	0	0	0
12/18	at NYG-L	1		2	2	0	1.0	7	0	0	-	0	0	0	0
12/26	at Dal-L	1		0	0	0	0.0	0	0	0	-	0	0	0	0
1/1	GB-L	1		1	1	0	0.0	0	0	0	-	0	0	0	0
2016 TOTALS		13	0	13	10	3	1.0	7	0	0	-	0	0	0	0