



















WINNING STRATEGY

W E E K 1	@ BALTIMORE RAVENS SUNDAY 9/13 1 P.M. ET CBS	 L • 38-6
W E E K 2	CINCINNATI BENGALS THURSDAY 9/17 8:20 P.M. ET NFLN	 W • 35-30
W E E K 3	WASHINGTON FOOTBALL TEAM SUNDAY 9/27 1 P.M. ET FOX	 W • 34-20
W E E K 4	@ DALLAS COWBOYS SUNDAY 10/4 1 P.M. ET FOX	 W • 49-38
W E E K 5	INDIANAPOLIS COLTS SUNDAY 10/11 4:25 P.M. ET CBS	 W • 32-23
W E E K 6	@ PITTSBURGH STEELERS SUNDAY 10/18 1 P.M. ET CBS	 L • 38-7
W E E K 7	@ CINCINNATI BENGALS SUNDAY 10/25 1 P.M. ET CBS	 W • 37-34
W E E K 8	LAS VEGAS RAIDERS SUNDAY 11/1 1 P.M. ET FOX	 L • 16-6
B Y E		
W E E K 10	HOUSTON TEXANS SUNDAY 11/15 1 P.M. ET FOX	 W • 10-7
W E E K 11	PHILADELPHIA EAGLES SUNDAY 11/22 1 P.M. ET FOX	 W • 22-17
W E E K 12	@ JACKSONVILLE JAGUARS SUNDAY 11/29 1 P.M. ET CBS	 W • 27-25
W E E K 13	@ TENNESSEE TITANS SUNDAY 12/6 1 P.M. ET CBS	 W • 41-35
W E E K 14	BALTIMORE RAVENS MONDAY 12/14 8:15 P.M. ET ESPN	 L • 47-42
W E E K 15	@ NEW YORK GIANTS SUNDAY 12/20 8:20 P.M. ET NBC	 W • 20-6
W E E K 16	@ NEW YORK JETS SUNDAY 12/27 1 P.M. ET CBS	 L • 23-16
W E E K 17	PITTSBURGH STEELERS SUNDAY 1/3 1 P.M. ET CBS	 W • 24-22
P O S T S E A S O N		
A F C W I L D C A R D	PITTSBURGH STEELERS (3) SUNDAY 1/10 8:15 P.M. ET NBC, TELEMUNDO, PEACOCK	 W • 48-37
A F C D I V I S I O N A L	KANSAS CITY CHIEFS (1) SUNDAY 1/17 3:05 P.M. ET CBS, CBS ALL ACCESS, ESPN DEPORTES	 L • 22-17



2020 SEASON REVIEW

NOTABLE STORYLINES

• The Cleveland Browns' 11-5 record was the team's best since it returned to Cleveland in 1999. It was the seventh time in history and the fourth time since the 1970 merger that the team had won at least 11 games in a season.

• The Browns clinched a playoff berth for the first time since 2002 and notched their first postseason victory since the 1994 season. The win over the Steelers in the Wild Card round was the Browns' first postseason road win since 1969.

• In their Wild Card win, the Browns posted 48 points against the Steelers, marking the second-most points by the team in a playoff game since against the Detroit Lions (56) in 1954.

• Head Coach **Kevin Stefanski** notched the most wins by a first-year Browns head coach since Paul Brown had 12 in the team's inaugural season in 1946. Stefanski's winning percentage (.688) was the best since Blanton Collier (.714) in 1963 and the third-best overall in franchise history. His .750 winning percentage at home is the best by a first-year Browns head coach since Paul Brown when Cleveland joined the NFL in 1950 (5-1, .833).

• Stefanski's 11 wins were the most by any first-year head coach in 2020. It was the 11th time a first-year head coach has won 11 games since the 1970 merger and just the fifth time since 2000. The Browns were the only team to make the playoffs this season with a first-year head coach.

• QB **Baker Mayfield** finished 2020 with a 95.9 passer rating, the third highest by a Brown (14 att. per game avg.) in single-season history, behind Otto Graham in 1953 (99.7) and Milt Plum in 1960 (110.4). Mayfield threw for 3,563 yards this season and joined Brian Sipe (1979-81) as the only Browns to reach 3,500 passing yards in three consecutive seasons. He reached 10,000 career passing yards this season, the first Brown to do so in his first three years.

• Mayfield joined Peyton Manning (1998-00) and Andrew Luck (2012-14) as the only players in NFL history to record at least 3,500 passing yards with at least 20 touchdown passes in each of their first three seasons. With 75 passing touchdowns, Mayfield finished only behind Manning (85) and Luck (86) in most passing touchdowns by a No. 1 overall pick in his first three years.

• RBs **Nick Chubb** and **Kareem Hunt** each totaled at least 1,000 scrimmage yards in 2020 and were the only pair of teammates with at least 840 rushing yards. Chubb (12) and Hunt (11) accounted for 23 total scrimmage touchdowns, fourth most among all RB units in the league. They became the first pair of Browns teammates to each rush for 100 yards in the same game (Week 10) since Leroy Kelly (113) and Ernie Green (103) on Oct. 8, 1966.

• Chubb rushed for 1,067 yards on 190 carries with 12 touchdowns. He broke the 1,000-yard mark for the second consecutive season, despite missing four games due to injury. He is the first Brown since Jim Brown (1958-59) to have two seasons of 1,000 rushing yards in his first three years. He finished seventh in the NFL in rushing yards and tied for fourth in rushing touchdowns. Chubb passed Earnest Byner (27) for seventh place on the Browns' all-time rushing touchdowns list (28).

• DE **Myles Garrett** finished sixth in the NFL in sacks (12) and second in the AFC, despite missing two games. His 12 sacks were tied for fourth most by a Brown in a single season. He became the first Brown to reach 12 sacks in multiple seasons (2018 and 2020). It was the third consecutive season with double-digit sack numbers. His four forced fumbles tied for third in the NFL and his four strip-sacks were tied for second most, and both were new career highs.

• WR **Jarvis Landry** ended the season with the continuation of catching two or more passes in a game to 110 consecutive games, tying Marvin Harrison for the fourth-longest streak in league history. Landry (636) also passed DeAndre Hopkins and Antonio Brown (632) for second place on the list of most receptions in a player's first seven seasons.

• Chubb, Garrett and G **Joel Bitonio** each received Pro Bowl nods for their efforts in 2020. Garrett and Bitonio were both selected as starters for the team. Bitonio became the first Browns guard to be selected to three consecutive Pro Bowls since Gene Hickerson made six consecutive from 1966-71. Garrett and T **Jack Conklin** earned first team All-Pro honors while Bitonio and G **Wyatt Teller** made the second team. It was the most players the Browns have put on the first team and the combined first and second teams since 2013.

TABLE OF CONTENTS

Team notes	4-10
Player notes	11-21
Head coach bio	22-23
Rosters	24-27
How the team was built	28
Depth chart	29
Pronunciation guide	29
Participation	30
Transactions	31-37
The last time	38-40
2020 Statistics	41-45
2020 game summaries	46-54
Postseason records	55-66
Supplemental stats	67-87
Supplemental bios	88-102

TEAM

NOTES

48 POINTS SCORED

- It was the **second time in franchise history the Browns scored 40-plus points in a playoff game**. They scored 56 in the 1954 NFL Championship against the Lions.
- The Browns **scored the most points in the first quarter of a game in NFL postseason history (28)**.
- It was the **fifth time since 1994 a team led by 21 points or more after the first quarter in a playoff game**.
- It was the **first time since 1969 a team led by 28 points or more after the first quarter in a playoff game** (Houston Oilers (0) at Oakland Raiders (28), Divisional, AFL game).
- The team's **35 points scored tied for the most points scored in the first half in team postseason history** (Dec. 26, 1954) and tied for the **most in the NFL since 1991**.
- The team's **48 points scored are the second most by the team in a playoff game and are the most since Dec. 26, 1954** against the Lions (56).
- The Browns **led the 2020 postseason in points (48)** through Wild Card weekend.

SIX TOUCH-DOWNS

- The team's four touchdowns in the first quarter were the **most in the postseason among all teams since 1992**.
- The team's **five touchdowns in the first half tied for the most by a team in a playoff game since 1992**.
- The Browns scored their **most touchdowns (six) in a playoff game since Dec. 26, 1954** against the Lions (eight), **second most all time**.
- The Browns **led the 2020 postseason in touchdowns (six)** through Wild Card weekend.
- The Browns scored two rushing touchdowns, tied for the **third most rushing touchdowns in a single game in team postseason history**.



THE AFC WILD CARD WIN AT PITTSBURGH !

- The Browns defeated the Steelers, 48-37, AFC Wild Card for the team's **first postseason victory since it beat the New England Patriots on Jan. 1, 1995**.
- The Jan. 1, 1995 contest was **also the last time the Browns won a Wild Card game**.
- The win was the Browns' **first postseason road triumph since they beat the Dallas Cowboys on Dec. 28, 1969**.
- It was also the Browns' **first win over the Steelers in the postseason**, losing the two previous matchups (Jan. 5, 2003 at Pittsburgh and Jan. 7, 1995 at Pittsburgh).
- Including the regular season, it was the **first time the Browns defeated the Steelers at Pittsburgh since Oct. 5, 2005**.

DEFENSE

- The team's three takeaways in the first quarter **tied for the most recorded by a team in the first quarter of a playoff game since 1991**.
- The team's two interceptions in the first quarter **tied for the most recorded by a team in the first quarter of a playoff game since 1991**.
- The team's four interceptions **tied for the fourth most by a Browns team in a playoff game in history and are the most since Dec. 21, 1968** against the Cowboys.
- The team's five takeaways **tied for the third most by the team in postseason history and are the most since Dec. 26, 1955** at Los Angeles Rams.
- The five takeaways were the **most in the postseason among all NFL teams since the Panthers had seven on Jan. 24, 2016**.
- The Browns **led the 2020 postseason in takeaways (five) and interceptions (four)** through Wild Card weekend.

PLAYER

NOTES



42 KARL JOSEPH

- S Karl Joseph recovered a Steelers fumble in the end zone for a touchdown on the first play of the game. It was the first time since at least 1994 there was a defensive score in the first 15 seconds of a playoff game (14 seconds).
- The last time the first play from scrimmage resulted in a defensive touchdown in any game came in Week 1 of 2018.
- It was the third opponent fumble recovery by a Brown (since 1991) in the playoffs.
- It was the first defensive score by a Brown in the playoffs since Frank Minnifield returned an interception for a touchdown against the Indianapolis Colts on Jan. 9, 1988.
- Joseph was the first player to score a defensive touchdown on the first play from scrimmage of a playoff game since the 1965 Baltimore Colts against the Packers. Don Shinnick recovered a fumble for a touchdown on the first play.

97 PORTER GUSTIN

- DE Porter Gustin was the first Browns defensive lineman to intercept a pass in the postseason since Ron Snidow on Dec. 26, 1971 against the Baltimore Colts and third ever (Len Ford).

93 B.J. GOODSON

- LB B.J. Goodson set a postseason career high with 10 total tackles.

39 TERRANCE MITCHELL

- CB Terrance Mitchell set a postseason career high with six total tackles.

81 AUSTIN HOOPER

- Austin Hooper set a postseason career high with seven receptions and 46 receiving yards, tied for the third most by a Brown in postseason history.

27 KAREEM HUNT

- RB Kareem Hunt set a postseason career high with two rushing touchdowns and 44 rushing yards.
- His two rushing scores tied for the second most by a Brown in a postseason game and marked the first time a Brown scored two rushing touchdowns in a playoff game since Earnest Byner on Jan. 4, 1986 at Miami.

6 BAKER MAYFIELD

- QB Baker Mayfield's three passing touchdowns were the most by a Brown in the postseason since Kelly Holcomb in 2003 and are tied for the second most in a playoff game in team history.
- Mayfield's 115.2 passer rating was the fifth highest by a Brown in postseason history.
- Mayfield's 21 completions were the fifth most by a Brown in postseason history.
- Mayfield had the second-most passing touchdowns among all quarterbacks through Wild Card weekend.
- His 115.2 passer rating ranked second through Wild Card weekend.
- Joined Mike Vick as the only QBs drafted No. 1 overall to win a road game in their first career playoff start (Super Bowl era).

24 NICK CHUBB

- RB Nick Chubb caught a 40-yard receiving touchdown, the second-longest postseason reception and receiving touchdown by a Browns RB since in team history.
- Chubb led the game with 76 rushing yards on 18 attempts.

80 JARVIS LANDRY

- WR Jarvis Landry caught a 40-receiving touchdown, tied with Chubb for the eighth-longest catch and receiving touchdown by a Brown in the postseason.

ACCORD TO HISTORY

AT KANSAS CITY



- QB Baker Mayfield tied Otto Graham in 1950 for the third-most passing touchdowns by a Brown in a single postseason since that time (four). The four passing touchdowns are the fourth most by a Brown in his postseason career.
- Mayfield's 62.0 completion percentage is the second highest by a Brown in the playoffs. His 44 completions are the fourth most in the same category, while his 467 passing yards are fifth and his 94.0 passer rating is fourth.



- RBs Nick Chubb (1,435 scrimmage yards and 13 touchdowns) and Kareem Hunt (1,240 scrimmage yards and 14 touchdowns) are the only teammates in the NFL to have at least 1,200 scrimmage yards and 13 touchdowns this season (including playoffs). They're the first pair of Browns to do it in the same season since at least 1972.
- Hunt became the second Brown since 1970 to rush for at least one touchdown in two postseason games (Earnest Byner in 1987, two games).
- Hunt's three postseason rushing touchdowns are the third most by a Brown in a postseason career.



TE David Njoku's 27-yard reception was the third-longest catch by a Browns TE in the postseason since 1975. He also caught a pass for 26 yards, the fourth longest in the same category.



WR Jarvis Landry recorded his second receiving touchdown of the postseason. He's the sixth Brown since 1970 to have a streak of at least two playoff games with a receiving score.



S Karl Joseph became the first Brown to have at least one takeaway in two consecutive postseason games since Eric Turner in 1994.



K Cody Parkey converted a 46-yard field goal, the fourth longest in Browns postseason history.

CATCHING FIRE

- The team's 148.4 rushing yards per game finished **third most in the NFL**. The mark is also the **most by a Browns team since 1978 (155.5)**.
- The Browns finished **tied for fifth in team rushing average** (4.80) with the Seattle Seahawks and the average is **the 10th highest by any Browns team** in history.
- The Browns were **third in rushing yards** with 2,374 in 2020. The total is the **fourth most by a Browns team** in a season and the most since 1978 (2,488).
- The Browns scored a touchdown 73.6 percent of the time they entered the red zone this season (39 of 53), **the third-best percentage in the NFL and the highest by a Browns team since it returned to Cleveland in 1999**.
- The Browns are **ranked seventh in the NFL** with 133 rushing first downs. The total also tied for the **second most by a Browns team in history (1978 and 1965)**.
- The Browns' 32.0 first-down percentage is **10th in the NFL** and is the **highest percentage by the team since 1963**.
- With 408 total points scored this year, the tally is the **second most by a Browns team** in history (1964, 415).
- The Browns' 48 scrimmage touchdowns ranked **second by a Browns team** in history (1966, 51) and tied for fifth in the AFC (Las Vegas Raiders) this year.
- The club's 355 total first downs are **the second most by a Browns team** in history (1981, 364) and the seventh most in the AFC this year.
- The team's 25.5 points-per-game average is the **highest mark by the team since 1987 (26.0)**.
- The team's 44.9 third-down percentage ranked **seventh in the NFL and second by the team since 1972 (1980, 47.3)**.

THAT'S A PLUS

- The Browns finished **ninth in the NFL with a +5 turnover differential**. The team posted 21 takeaways (11 interceptions and 10 fumble recoveries), while giving up eight interceptions and eight fumbles.
- The Browns were **10-0** this season when they didn't lose the turnover battle.
- The +5 turnover differential tied for the **eighth-best mark by the team** since the 1970 merger.


A TEAM EFFORT

- The Browns have **clinched a playoff berth for the first time since 2002**, the 12th time since the 1970 merger and the 29th time in team history.
- The team is **11-5 or better for the first time since 1994** and **fourth time** since the NFL implemented a 16-game schedule in 1978. (1980, 1986 and 1994).
- This is the **seventh time in the team's history** it's won at least 11 games in a season, the **fourth time since the 1970 merger**.
- HC Kevin Stefanski's 11-5 record (.688) was the **best among new head coaches in 2020** and is the best season by first-year Browns head coach since Blanton Collier (10-4, .714) in 1963 and third-best since the franchise was formed in 1946 (Paul Brown, 12-2, .857).
- The 11 wins are the **most wins by a first-year Browns head coach since Paul Brown (12) in 1946**.
- This was the **best road record** by a first-year Browns head coach 5-3 (.625) since Nick Skorich in 1971 (5-2, .714).
- This was the **best home record** by a first-year Browns head coach 6-2 (.750) since Paul Brown when Cleveland joined the NFL in 1950 (5-1, .833) and **the most wins** in the same category.
- This is the **11th time a first-year head coach has won at least 11 games** since the 1970 merger and just the fifth time since 2000.
- The Browns won five road games for the **first time since 2002 (6-2)** and club's 5-3 record on the road is its best since 2002 (6-2).
- The Browns won six home games for the **first time since 2007 (7-1)**, second time since returning to Cleveland in 1999 and 12th time in history.
- The club has been 6-2 or better at home in a season **only six other times** (1980, 1983, 1986, 1988, 1994 and 2007) since the NFL implemented a 16-game schedule in 1978.
- The 6-2 home record is tied for the **second-best record by a Browns team** since the NFL implemented a 16-game schedule in 1978.
- The six home wins are tied for the **second most by a Browns team in history**.
- The Browns went 8-2 (.800) against non-division teams, the **best winning percentage and most wins** ever recorded by a Browns team in a single season. They went 4-1 against non-division teams on the road for the third time in history and 4-1 or better at home for the eighth time in history.
- The Browns **rushed for 100 yards or more in 13 games** this season. The team was **10-3** in those games.

- The last time the Browns rushed for 100 yards in 13 games was **1985 (13)**.
- The 13 games are tied for the **second-highest number** by a Browns team in a season.
- This is the **ninth time in history** the team has rushed for 100-plus yards 13 times in a season.
- The 13 games are tied for the **third-most games in the league this year**.
- The Browns went 7-5 (.583) against the AFC, their **best winning percentage against the conference since 2007 (7-5)**.
- The Browns have beaten AFC teams seven times in a season for the **13th time in history**.

POINTS OF INTEREST

- The team's four home games in which it scored at least 30 points tied for fifth in the NFL this season. The four games are also the most by a Browns team in a season since 1994 (four). The 2020 Browns also posted the three games of 30-plus points at home in the first five games of the season, the first time that's been done in team history.
- The Browns' three games with at least 30 points on the road this year were their most since 1983 (three).
- The seven 30-plus-point games tied for the third-highest total in team history.
- The team's seven games with 30-plus points are the most by the team in a single season since 1968 (eight).
- Earlier in 2020, the Browns scored at least 30 points in four consecutive games (Weeks 2-5) for the first time since 1968 (seven games, Weeks 6-12). The streak of four games with at least 30 points tied for the third-longest streak in the league this season. The streak was the seventh time in history the Browns reached that streak and was the first time since 1968.
- The Browns recorded at least 40 points in back-to-back games (Weeks 13-14) for the fourth time in team history and the first time since 1968 (three games).
- The two-game streak is tied for the longest in the NFL this year.
- The Browns scored 40-plus points in three games this season, tied for the second-most 40-point games in a single season in franchise history (three in 1951, 1966 and 1968 and four in 1960).



A LOOK AT THE BROWNS' 2020 DEFENSIVE NUMBERS

- **21 TAKEAWAYS**
 - *The Browns were 6-0 when they forced two or more turnovers in a game this year and 8-1 when they have at least one takeaway.*
 - *The 2020 Browns, 1997 Kansas City Chiefs, 1996 New York Giants and 1947 Pittsburgh Steelers are the only teams in history to register a pick-six and a safety in multiple single-season games.*
 - *The Browns notched at least three takeaways in four games this year, tied for the second most in the NFL and tied for the fourth most by the team since 1999.*
- **10 OPPONENT FUMBLE RECOVERIES, TIED FOR SEVENTH IN NFL**
Tied for eighth by a Browns team in a season since 1999.
- **17 FORCED FUMBLES, TIED FOR SECOND IN NFL**
Third by a Browns team in a season since 1999.
- **76 POINTS OFF TURNOVERS, SIXTH IN AFC**
Third by a Browns team since 1999.
- **110.8 OPPONENT RUSHING YARDS PER GAME, NINTH IN NFL**
Tenth in team history.
- **1,773 RUSHING YARDS AGAINST, NINTH IN NFL**
Second by a Browns team since 1999.
- **38 SACKS, TIED FOR SIXTH IN AFC**
Tied for fifth by a Browns team since 1999.
- **5 TAKEAWAYS, TIED FOR MOST TAKEAWAYS IN A GAME**
The Browns defense forced five turnovers (three interceptions, two fumbles) in Week 3, the most by a Browns team since recording six against Pittsburgh in 2018. The 24 points scored off those turnovers tied for the second most scored by any team in a game this season and tied for the third most in the NFL dating back to 2018. They're also the most points scored off turnovers by a Browns team in a contest since 2000.
- **6 RED-ZONE TAKEAWAYS, FIRST**
 - *Second by a Browns team since 1999.*

BROWNS NOTEBOOK

4.75

The Browns offense has combined for 4.75 rushing average since 2018, the third-highest average in the NFL.

The unit has also posted 6,168 rushing yards, fourth in that span.

THE LONG HAUL

The Browns have posted 181 rushes for 10-plus yards and 50 rushes for 20-plus yards since 2018, **fourth and second in the NFL, respectively**. Additionally, the team's 21 carries for 20-plus yards and 74 for 10-plus yards in 2020 were both second this year. The Browns also registered nine rushing attempts for 50-plus yards since 2018 and three this year, **second and tied for second, respectively**, in the NFL.

CAN'T STOP, WON'T STOP

The Browns have proven to be hard to take down since 2019, posting 2,136 rushing yards after contact since last season (**third in the NFL**). This year, the team also ranked third in the category with 1,086.

THE GUYS UP FRONT

The 2020 Browns offensive line placed fourth in pressures allowed (96) and eighth in sacks allowed (26) in the NFL. Additionally, the unit didn't allow a sack in Weeks 2, 7, 8, 13 and 14, making it one of just three offensive lines in the NFL to not allow a sack in at least five games this year. The five games are tied for the fourth most by a Browns team in a season.

DYNAMIC DUO

★ This is the third time since 1970 a pair of Browns RBs have each totaled at least 1,000 scrimmage yards.

In week 10, RBs Nick Chubb and Kareem Hunt became the first Browns teammates to each rush for 100 yards in the same game since Leroy Kelly (113) and Ernie Green (103) on Oct. 8, 1966.

★ Chubb and Hunt were the only pair of teammates in the league this season with at least 840 rushing yards.

★ Chubb (12) and Hunt (11) accounted for **23 total scrimmage touchdowns** this season, fourth most among all RB units in the league.

★ The Browns were **11-2** when Hunt and/or Chubb scored a touchdown this season.

★ Chubb and Hunt were the first pair of RB teammates to have at least 100 scrimmage yards and two scrimmage touchdowns in at least two single-season games (Weeks 2 and 14) since 1948.

★ Chubb and Hunt were the first pair of Browns running backs to each record at least 10 touchdowns in the same season since Leroy Hoard (11) and Kevin Mack (10) in 1991.

~~1~~ **2** **3** **4** **5** ~~6~~ **7** ~~8~~

SECOND WIND

~~14~~ **15** ~~16~~ **17**

Since the start of the team's second-half slate in Week 10, the Browns have been one of the league's top-ranking offenses:

6-2

Tied for the fourth-best record (.750) in all of football and the best by the team in the final half of a season since 1987 (6-2).

25.3

POINTS PER GAME
The club's 25.3 points-per-game average ranked seventh in the AFC and 12th in the NFL. And the most by the team in the final half of a season since 1987 (27.1).

245.6

PASSING YARDS PER GAME (NET)

The team's average was eighth in the AFC and the fifth-best by the team in the final half of a season since 1948.

392.4

TOTAL NET YARDS PER GAME

The Browns' 392.4 total net yards per game ranked eighth in all of football and third by the team in the final half of a season since 1948.

6

GIVEAWAYS
Tied for the second fewest in the NFL and the fewest by the team since 1960.

48.6

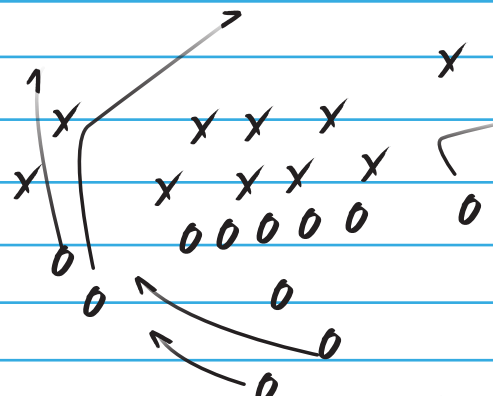
3RD %
The third-best percentage in the NFL and the best by the team since 1991.

11

SACKED
Sacked 15 times, tied for the 11th-fewest sacks allowed in the NFL and tied for the seventh fewest by the team since 1991.

32.6

1ST %
Ninth in the NFL and the best by the team since 1991.





Despite missing Weeks 11 and 12, **Pro Bowl DE and Walter Payton Man of the Year nominee Myles Garrett** finished sixth in the NFL in sacks (12) in the



NFL and second in the AFC. The total **tied for fourth by a Brown in a season** (Clay Matthews, 1984).

His 42.5 career sacks are the **seventh most by a player in his first 51 career games** and

the sixth most by a first-round draft pick in the same span.

He also posted the second-most sacks by a No. 1 overall pick in his first four years, behind only Bruce Smith (44.5). Garrett's career sacks total passed Rob Burnett in Week 13 for third in Browns history and he **has now reached at least 10 sacks in each of the last three years**, tied for the

second-longest active streak in the league and became the first Brown to ever accomplish the feat. The Browns were **8-2 in 2020 when Garrett posted at least a half-sack.**

2020 VISION

A LOOK AT GARRETT'S 2020 CAMPAIGN

12 SACKS

- Sixth in the NFL and second in the AFC.
- Tied for the fourth most by a Brown in a single season.
- Garrett has now recorded two 12-sack seasons (2018 and 2020) in his career, the first Brown to reach 12 sacks in a season multiple times.

4 FORCED FUMBLES

- Tied for third in the NFL.
- Tied for the second most by a Brown in a single season since 2000.
- A new career high.
- Tied for the most by a No. 1 draft pick in a single season since 2000.

4 STRIP-SACKS

- Tied for the second most in the NFL and is the most in the AFC.
- A new career high.
- Tied for the second most by a Brown in a season since 2000.

2 FUMBLE RECOVERIES

- Tied for third in the NFL.
- A new career high.
- Tied for fourth among all NFL defensive linemen in take-aways.

OTHER NOTES

- Garrett is the first Brown with 12-plus sacks and two opponent fumble recoveries in a single season in history.
- Garrett is the 15th player since 2000 to record 12 sacks, four forced fumbles and two opponent fumble recoveries in the 14 games played of a season (first Brown).

MAGIC MYLES

3 The number of years it had been since a Brown recorded a sack, forced fumble and fumble recovery in a game before Garrett did in Week 3 (first of his career).

6 The number of games Garrett has registered two sacks and a forced fumble since his rookie year, second in the NFL.

6 The number of sacks Garrett had last September and this October, the most by a Brown in any month in history. His 2019 September total is also tied for sixth among all active defenders in the month of September in any given year and his six this October are tied for fourth in the same category.

9 The number of games he's recorded a forced fumble and a half-sack since he entered the league, tied for seventh in the NFL.

10 The number of games Garrett has posted two or more sacks, the most by a Brown in his first four years.

13.5 The number of sacks Garrett has in September since 2017, second in the NFL since that time.

42.5 The number of sacks Garrett has posted in his first 51 games, first among all No. 1 picks in history.

17 The number of years it had been since a Brown recorded two sacks, a forced fumble and a fumble recovery in a game before Garrett did in Week 3 (first of his career).

MYLES IN OCTOBER

Garrett has 17.5 sacks in October since he was drafted in 2017 and 13.5 since 2018, both tied for second in the NFL. His 10 sacks since in October since last year are the most in the NFL, as are his six this season. His six this year tied his total last September for the most by a Brown in any given month in history. His six sacks also tied for fourth among all active players in the month of October in history.

JURASSIC MYLES

Since entering the league in 2017, Garrett is fifth in the NFL with 42.5 sacks (second in the AFC), despite playing in at least six less games than any other player in the top 10. Additionally, Garrett's 0.85 sacks per game (min. 50 GP) in the same span rank third in the NFL (first in AFC).

THE GARRETT FILE

- His 42.5 career sacks are the second-most sacks by a No. 1 overall pick in his first four years, behind only Bruce Smith (44.5).
- His nine career strip-sacks are the most by a Brown since 2000.
- Tied for the fourth-most games with more than one sack in the NFL since 2017 (11).
- His three multi-sack games this year are tied for fourth in the league.
- His 11 career multi-sack games are tied for the seventh most by a player in his first 51 games in history.
- Garrett's 11 career multi-sack games are the most by a Brown in his first four years.
- He now has 10 forced fumbles in his career, the most by a Brown since 2000 and tied for the ninth most in the NFL since 2017.
- Garrett is one of only five players to have at least 40 sacks and 10 forced fumbles since 2017.


Garrett is just the 13th player since 1982 to have at least 40 sacks and 10 forced fumbles in his first four years. He's seen action in just 51 career games, fewest on the list, with the next highest number of games played being 56. Garrett is one of only four NFL players since 1991 to have reached those numbers in 51 career games or fewer.

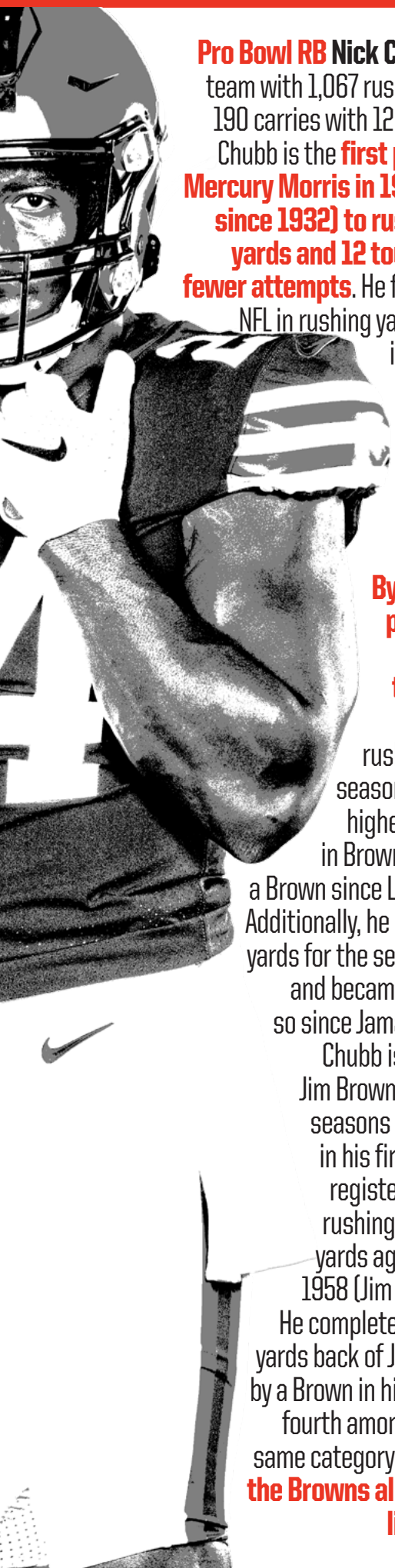
Garrett posted 23.5 sacks in 26 games played on the road since 2017, fifth in the NFL, while his 19 in 25 games played in Cleveland are tied for 12th in the span. His six forced fumbles at home are tied for the fourth most by a player since 2017.

Garrett posted at least a half-sack in 10 of 14 games played this year, tied for the second-most games by a player in 2020. Additionally, the Browns were 8-2 when Garrett had at least a half-sack.

AFC DEFENSIVE
POTM
OCTOBER

AFC DEFENSIVE
POTW
WEEK 4





Pro Bowl RB Nick Chubb led the team with 1,067 rushing yards on 190 carries with 12 touchdowns. Chubb is the **first player since Mercury Morris in 1972 (second since 1932) to rush for at least 1,000 yards and 12 touchdowns on 190 or fewer attempts.** He finished seventh in the NFL in rushing yards and tied for fourth in rushing touchdowns this season, despite missing four games due to injury. In the final game of the regular season, Chubb also **passed Earnest Byner (27) for seventh place on the Browns' all-time rushing touchdowns list (28)** and scored his 12th rushing touchdown of the season, tied for the seventh-highest single-season total in Browns history and most by a Brown since Leroy Kelly in 1968 (16). Additionally, he reached 1,000 rushing yards for the second consecutive year and became the first Brown to do so since Jamal Lewis from 2007-08. Chubb is the first Brown since Jim Brown (1958-59) to have two seasons of 1,000 rushing yards in his first three years. He also registered the first Cleveland rushing touchdown of 40-plus yards against Pittsburgh since 1958 (Jim Brown) in the contest. He completed the year 241 rushing yards back of Jim Brown for the most by a Brown in his first three years and fourth among active players in the same category (3,557). **He's sixth on the Browns all-time rushing yards list with 3,557 yards.**



ALL-TIME BROWNS RUSHING LEADERS: TD

Player	TD
1. Jim Brown	106
2. Leroy Kelly	74
3. Mike Pruitt	47
4. Kevin Mack	46
5. Otto Graham	44
6. Marion Motley	31
7. Nick Chubb	28
8. Earnest Byner	27
9. Greg Pruitt	25
10. Isaiah Crowell	21

HUNDO

Chubb has 17 100-yard rushing performances in his career, second in the NFL since 2018 and third most by an active player in his first three seasons. Chubb's 17 games are also the third most by an active player in his first 44 career games and the Browns are 13-4 when Chubb rushes for at least 100 yards. The 17 games also tied him with Greg Pruitt for the third most by a Brown in his career. He had six 100-yard rushing performances in 2020, the third-most games in the league, despite missing four games due to injury, and the Browns were undefeated in those games. The six games were the eighth most by a Brown in a season in history. Chubb has the third-most games since 2018 with 100 rushing yards and a touchdown (11) and tied Mike Pruitt for third on the Browns' all-time list in the same category.

50 FEAT

Week 17 marked the 33rd game Chubb recorded at least 50 rushing yards in a game. His 33 games passed Jim Brown (31) for most by a Brown in his first three years this year.

Chubb also has 35 career games of 50-plus scrimmage yards, now the most by a Brown in his first three years and second by a Brown in his first 44 career games.

ANYTHING BUT AVERAGE

Chubb's career 5.23 rushing average is the highest by a Brown through his first three years (6.25 rush. per team game) and is behind Bobby Mitchell (5.43) for the second-highest average by a Brown in history. It's also the fifth highest since 2018 (third among RBs), second highest by an active running back in the league and is the highest by a running back in his first three years (min. 500 att.) since 1948.

BEYOND FOOTBALL

Last offseason, Chubb teamed up with VKTRY Gear to provide 500 free pairs of insoles to frontline healthcare workers.

BIG-PLAY BACK

Chubb ranks first by a Brown since 1991 in carries for 10-plus yards with 101 and has the most carries for 20-plus yards (34) and 50-plus yards (seven) in the same timeframe. Since entering the league in 2018, Chubb ranks tied for second in the NFL with 101 rushes for 10-plus yards, first with 34 rushes for 20-plus yards and tied for second with seven rushes for 50-plus yards.





QB **Baker Mayfield** finished 2020 with the **seventh-most completions in a season by a Brown (305), ninth-most passing yards (3,563), tied for the sixth-most touchdowns (26) and the third-best passer rating (95.9)**. His 89.1 career rating is now third by a **Brown** in team history, while his passing yards (11,115) place sixth, his completions (932) place fourth and his touchdowns (75) place fifth. All of the previous career numbers are new records by a Brown in his first three years.

Mayfield joined Peyton Manning (1998-00) and Andrew Luck (2012-14) as the only players in history to record at least 3,500 passing yards with at least 20 touchdown passes in each of their first three seasons.

Mayfield is the second Browns QB to start 16 games in consecutive seasons (Sipe started four straight seasons from 1978-81) and his streak of 44 consecutive starts is the longest by a Browns QB since Sipe started 70 from 1978 to 1982.

OFFENSIVE PLAYER OF THE WEEK IN 7

FEDEX AIR PLAYER OF THE WEEK IN 13

TIMES TWO

Dating back to 2018, Mayfield is fifth in Browns history in games with at least two touchdown passes and first by a Brown in his first three years in the same category (24 games).

6 FROM 6

Mayfield (75) finished the season only behind Peyton Manning (85) and Andrew Luck (86) for most passing touchdowns by a No. 1 overall pick in his first three years.

100.0+

Since he was drafted, the Browns are 15-1 when Mayfield posts a 100.0-plus passer rating, 14-1 when he posts a 100.0-plus passer rating and a passing touchdown and 12-1 when he posts a 100.0-plus passer rating and multiple passing touchdowns. The team is also 9-0 when Mayfield completes at least 70 percent of his passes.

MAKING HISTORY

This year, Mayfield passed Otto Graham (70) for the most passing touchdowns in Browns' first three years (75). Mayfield also passed Bill Nelsen (71) for fifth on the Browns' all-time passing touchdowns list and passed Nelsen (9,725) for sixth on the Browns' all-time passing yards list (11,115).

SEASON STREAKS

Mayfield has thrown at least 20 touchdown passes in each of his first three seasons, the first Brown to do so. He's also the second Brown to reach the streak and the first since Brian Sipe's streak of three seasons from 1978-80. He reached at least 3,500 passing yards for the third consecutive year, the first Brown to record the streak since Sipe from 1979-81 and just the second Brown ever. Mayfield is the first Brown to start his career with three straight seasons of 3,500 passing yards. Additionally, Mayfield has thrown 300 passing completions for the third consecutive year, the first Brown ever to record the streak. He's the first Brown to start his career with three straight seasons of 300 passing completions.


NO. 1 PASSER

Mayfield threw the fifth-most passing yards (11, 115) and completions (932) by a No. 1 pick in his first three seasons. His 89.1 rating is the fifth best in the same category.

KEEP AWAY

Mayfield didn't throw an interception in five games from Games 8-12, a new career high and tied for the second-longest streak by a Brown since 1970 (first time Vinny Testaverde in 1995) and it's tied for the second-longest streak in the league this year. The Browns were 4-1 in those games and the Browns are 7-2 this year when Mayfield doesn't throw an interception. The team is also 14-4 all time in such games. His nine games without throwing an interception this year are a single-season career high. He also didn't throw an interception for 187 consecutive passing attempts this year, spanning seven games. The Browns were 5-2 during that stretch and it was the fourth-longest streak in franchise history.

Mayfield reached 10,000 career passing yards this year, the first Brown to do so in his first three years and has eight career games with 300 passing yards, passing Otto Graham for the third most by a Brown since 1950.



RB **Kareem Hunt** posted 841 rushing yards on 198 attempts with touchdowns in his fourth NFL season, **the eighth-best rusher in the AFC.** Additionally, Hunt posted 29 rushes for 10 or more yards, ninth in the NFL. He added 38 receptions for 304 yards and **five scores (tied for the most among NFL running backs)** for a total of 11 scrimmage touchdowns, tied for the seventh most among all NFL running backs. Since he entered the league in 2017, Hunt is 11th among NFL running backs in rushing yards (3,171), ninth in rushes for 10-plus yards (89), tied for sixth in rushes for 20-plus yards (22) and is tied for the lead among all running backs in receiving touchdowns (16) and ninth in receiving yards (1,422). His 39 scrimmage touchdowns are the eighth most by a running back since 2017, along with his scrimmage yards (4,593). Hunt is just the **sixth running back since 1932 to post at least 20 rushing touchdowns and 15 receiving touchdowns in his first for years of experience.**

ON THE HUNT

Hunt has posted at least 50 scrimmage yards in 13 games this season, **tied for the sixth-most games in 2020.** He's also registered 23 career games with 50-plus scrimmage yards and a scrimmage touchdown since 2017 and **his teams have gone 18-5 in those instances.** Hunt has added 100 scrimmage yards and a touchdown 14 times, **tied for ninth in the NFL since 2017, and his teams are 11-3 in those games.** Hunt has totaled eight games with at least 50 scrimmage yards and two touchdowns in his career and **his teams are 7-1 during those contests,** as well as seven games with 100 scrimmage yards and a pair of touchdowns **[6-1]. He's tied for third in the NFL with six games consisting of at least one receiving touchdown and one rushing touchdown since 2017 (5-1).**

22-5

HUNT'S TEAMS' RECORD WHEN HE SCORES A TOUCHDOWN SINCE HE JOINED THE LEAGUE IN 2017. A WINNING PERCENTAGE OF .815, THE FIFTH-HIGHEST MARK AMONG PLAYERS WITH AT LEAST 20 GAMES CONSISTING OF A TOUCHDOWN.

NOT YOUR AVERAGE RUNNING BACK

Hunt has notched 14 games with at least one receiving touchdown since he entered the league in 2017, tied for the fifth-most games by a running back in his first four years of experience since 1950. The total is also tied for the second-best mark by a running back since he was drafted in 2017. Hunt's teams have gone 10-4 (.714) in those games, tied for the fifth-best winning percentage among running backs with a mark of at least 14 games in the last two decades.



CB Denzel Ward was the **only player in the NFL this year to have three or more passes defended in three games and is tied for second in the NFL with five games of three-plus pass breakups since 2018.**



He's the first Brown who is in his third year or younger to post at least three passes defended in three or more games since Joe Haden in 2011. His five career games with three passes defended rank tied for third in team history and the Browns are 4-0-1 in those contests. His six career games with at least a pair of pass breakups and an interception are tied for third in team history and are tied for the second most in the NFL since 2018.

Ward finished the year tied for second in the NFL with 18 passes defended, despite only playing in 12 games. Ward became the first player since 2000 to tally at least 18 pass breakups in as few as 12 games in a single season. The Ohio State Buckeye has added two interceptions and a forced fumble this year.

Ward has already set a **career high of 18 passes defended** this year and has now posted at least 11 in each of his first three seasons. **Only 22 other players since 1970 have had such a streak in their first three years.** Ward is the third Brown in the same category to accomplish feat, joining Joe Haden and Eric Wright. Overall, **Ward is the fourth Brown to hold the streak.**

THE WARDEN

- Ward is **tied for the most pass breakups** versus the AFC North since he was drafted in 2018 with 20.
- Ward's 11 pass breakups versus the Bengals since 2018 are the **most by any NFL player** versus a single opponent.
- Ward's six pass breakups versus the Bengals this season were **the most in the NFL** by a player versus a single opponent.
- His 20 passes defended versus the AFC North are also **tied for the most in the NFL** by a player versus his own division since 2018.
- Ward's 29 passes defended versus the AFC are **tied for the fifth most** by a player versus his own conference since 2018 and are tied for third overall in the passes defended versus the AFC in the same span.
- Ward's 40 career passes defended are **tied for eighth** in the NFL since 2018.
- Ward is **seventh** on the Browns' all-time passes defended list.
- Ward's 40 career passes defended are **third** by a third-year player or younger in the NFL since 2018.
- Ward has posted the **most interceptions** versus the AFC North since he was drafted in 2018 with five. His six total takeaways also place **first**. His one interception returned for a touchdown is **tied for first**.
- Ward's 40 career passes defended are **second** by a Brown in his third year or younger since 2000.
- His 40 passes defended are also the **second most** by a Brown who has played in 37 career games or less since 2000 and his seven interceptions are **tied for fifth** in Browns history in the same category.
- Ward is also **third** in passes defended by an active player in 37 career games or less since 2000.
- Ward **leads the league** with three games consisting of at least three pass breakups this season. The three games tie a single-season high by a Brown.
- Ward is tied with Anthony Henry for **sixth** on the Browns' all-time list of games with multiple pass breakups (12).
- Ward became the **first Brown since Joe Schobert in Week 12 of 2019** to have at least four passes defended and an interception in a game in Week 11 this year.
- Ward has posted five games with multiple passes defended this year, **the first time that's been done by a Brown since Buster Skrine (five) and Joe Haden (seven) in 2014.**



WR Jarvis Landry continued his coveted streak of games with at least a pair of receptions in 2020, reaching 110 consecutive games by season's end, the **second-longest active streak in the NFL and tied for the fourth longest in history**

(Marvin Harrison, 1996-2003).

Landry finished the season with 72 catches for 840 yards and three receiving scores, as well as a rushing score.

He also finished 2020 with an active streak of five straight games with at least five receptions, the **fourth-longest streak of his career and tied for the third longest by a Brown since 1950**. Landry has now registered at least 70

receptions, 750 receiving yards and three touchdowns every year he's been in the league (seven), **tied for the eighth-longest streak in history and tied with DeAndre Hopkins for the longest active streak**. The streak has only been reached 12 other times in history and this is the **first time a player has done it in each of his first seven seasons**.



CATCHING ON

Landry ranks eighth in history for most receptions in a player's first 111 career games (636) and sixth in NFL history in a player's first 100 games (581).

In Week 15, Landry started his 100th career game and caught his 587th pass as a starter, the **ninth-most receptions by a player in his first 100 starts since 1948**. His 587 receptions **tied for second with Brandon Marshall, trailing Marvin Harrison (598)**, in the same category in the first seven years of a player's career. His total is **fourth since 2014 in the first 100 starts of a player's career**, behind Julio Jones (668), DeAndre Hopkins (627) and Antonio Brown (589).

After throwing touchdown pass in Week 4 and rushing for a touchdown in Week 17, he became the **first Brown with a rushing, receiving and passing touchdown in a season since Eric Metcalf in 1989** (10th time in franchise history).

Finished his seventh NFL season with 636 career receptions, the **second most by a player in his first seven years in history**. He also became just the **fourth player in NFL history to reach 630 career receptions in his first seven NFL seasons and the first player since he was drafted in 2014 to hit the mark**.

TWO AT A TIME

Since Week 2 of his rookie season in 2014, Landry has caught at least two passes in 110 consecutive games. His streak is the best in the NFL since 2014 and is the second longest that's active.

ALL-TIME NFL RECEIVING LEADERS: CONSECUTIVE GAMES WITH 2+ REC (ACTIVE STREAK)

	Player	Tot	Streak
1.	Antonio Brown	124	Oct. 30, 2011-Pres.
2.	Jarvis Landry	110	Sept. 14, 2014-Pres.

ALL-TIME NFL RECEIVING LEADERS: CONSECUTIVE GAMES WITH 2+ REC

	Player	Tot	Streak
1.	Tim Brown	147	Oct. 10, 1993-Oct. 27, 2002
2.	Jerry Rice	146	Sept. 8, 1991-Sept. 9, 2001
3.	Antonio Brown	123*	Oct. 23, 2011-Pres.
4t.	Jarvis Landry	110*	Sept. 14, 2014-Pres.
4t.	Marvin Harrison	110	Oct. 20, 1996-Nov. 2, 2003
6.	Larry Fitzgerald	97	Nov. 21, 2004-Dec. 19, 2010

SCENE STEALER

Since stepping on the scene in 2014, Landry has been a top player in several receiving categories.

THIRD

636 RECEPTIONS

THIRD

958 TARGETS

SIXTH

365 1ST DOWNS REC

SEVENTH

7,028 REC YARDS




PASS ATTACK

In his 100th career game in Week 4, Landry recorded five receptions for 48 yards and tossed his first career touchdown pass on the Browns' first drive of the game, a 37-yard pass to WR Odell Beckham Jr. (his 50th career receiving score). The pass was Landry's sixth attempt in his career and first touchdown. He now has 146 passing yards since 2014, first in the NFL by a WR since that time. It was the first touchdown pass by a Browns WR since Mohamed Massaquoi in Week 16 of 2010 and the longest passing touchdown by a Browns WR in history. He's completed all four of his passes this year, becoming the first NFL wide receiver to complete four passes in a season since Terrelle Pryor in 2016 and the first receiver to complete at least four passes and have a perfect completion percentage in NFL history.

630 CLUB


With 631 career receptions, Landry is one of just three players to have 630-plus catches since 2014, including DeAndre Hopkins (695) and Julio Jones (674).



DeAndre Hopkins
695



Julio Jones
674



Jarvis Landry
636

YAC ATTACK

Landry's 3,132 career yards after catch currently rank third since he entered the league. The total is also third in the NFL since 2010 by a player in his first seven years and ninth by a player in his first 111 career games since 2010.

BEYOND FOOTBALL

- Part of a viral video with other NFL stars to underscore the importance of the Black Lives Matter movement.
- Donated \$15,000 to provide hygiene products to East Cleveland City School District students and families amid the global COVID-19 pandemic. Landry partnered with Meijer to secure the supply for East Cleveland Schools, which was selected as the recipient through the Cleveland Browns Foundation's "Get 2 School, Stay in the Game!" Network.
- Participated in a charity Madden Tournament alongside Denzel Ward and donated season tickets as part of the All In Challenge.
- Donated meals, along with his family, to the staff in his hometown Louisiana hospital.
- Established the Jarvis Landry Building Winners Foundation to help support families in Cleveland, Miami and New Orleans—the two cities where he's played in the NFL and the area in Louisiana where he grew up.

DOUBLE TROUBLE

Since his sophomore season in 2015, Landry has reeled in double-digit receptions in nine games, tied for the league's 10th-best total in that span.

FIRST-AND-JUICE

Since the 1970 merger, Landry is the only player to have at least 360 receiving first (365) downs and 13 rushing first downs (13).

HIGH FIVE

2014-20 NFL RECEIVING LEADERS: GAMES WITH 5+ REC

Player	Tot
1. DeAndre Hopkins	87
2. Julio Jones	78
3. Jarvis Landry	74

ALL-TIME NFL RECEIVING LEADERS: GAMES WITH 5+ REC (FIRST SEVEN YEARS)

Player	Tot
1. DeAndre Hopkins	78
2. Jarvis Landry	74
3t. Antonio Brown	72
3t. Marvin Harrison	72
5. Sterling Sharpe	70

2014-20 NFL RECEIVING LEADERS: GAMES WITH 5+ REC AND 50+ REC YDS.

Player	Tot
1. Julio Jones	77
2. DeAndre Hopkins	76
3. Antonio Brown	65
4. Travis Kelce	62
5. Jarvis Landry	58

ROAD RAGE

2014-20 NFL RECEIVING LEADERS: YDS (AWAY)

Player	Yds
1. Julio Jones	5,051
2. DeAndre Hopkins	4,735
3. Mike Evans	4,403
4. Antonio Brown	3,922
5. Travis Kelce	3,849
6. Jarvis Landry	3,628


2014-20 NFL RECEIVING LEADERS: REC (AWAY)

Player	Rec
1. Julio Jones	354
2t. Jarvis Landry	349
2t. DeAndre Hopkins	345

2014-20 NFL RECEIVING LEADERS: 1ST DOWNS (AWAY)


Player	1st
1t. Julio Jones	248
1t. DeAndre Hopkins	248
3. Mike Evans	221
4. Travis Kelce	195
5. Jarvis Landry	194

REACHED 7,000 CAREER RECEIVING YARDS (7,028), JUST THE 30TH PLAYER TO REACH THE MARK IN HIS FIRST SEVEN SEASONS IN NFL HISTORY AND BECAME THE SEVENTH PLAYER SINCE HE WAS DRAFTED IN 2014 TO REACH 7,000 RECEIVING YARDS.




LB **B.J. Goodson** set career highs this season in tackles (91), solo tackles (59), and passes defended (6) and tied a career high with two interceptions. He **led all Browns defenders** in tackles and tied for first in interceptions.

In Week 11, LB **Sione Takitaki** recorded the **first interception and pick-six of his career**. His 50-yard return for a touchdown marked the first time a Browns linebacker has registered a pick-six since 2015. He recorded his first career sack in Week 14.



CB **Terrance Mitchell** started in all 16 regular season games at CB for the first time in his career. He recorded a career high 65 tackles (54 solo). His 13 passes defended and 3 forced fumbles were **second most on the team** and eighth and tied for sixth most in the AFC, respectively.

In Week 15, S **Karl Joseph** set a season high with eight solo tackles and posted 10 total. He finished **tied for the team lead** with two fumble recoveries and also notched one interception on the season. His 49-yard interception return in Week 3 was the **longest of his career**.




DT **Sheldon Richardson** **led all defensive linemen** in the league with 64 tackles this season. His 10 quarterback hits, five tackles for loss and 4.5 sacks in 2020 were **third most on the team**.

In Week 16, Richardson led the team with a career-high 10 tackles. He blocked an XP attempt and field goal attempt in the contest, the first blocked kicks of his career.



TE **Austin Hooper** recorded his 20th career touchdown in Week 17. Hooper has **at least three touchdowns in every season** since he entered the NFL in 2016. Hooper led all Browns tight ends with 46 receptions for 435 receiving yards and is one of just two Browns receivers to have at least five games with five or more receptions this season.



HOOPER AMONG ALL NFL TIGHT ENDS SINCE 2016

FIRST 88 REC LONG

SEVENTH 260 REC

NINTH 2,679 REC YDS


TENTH 1,074 YAC

T-TENTH 20 TDS



The longest-tenured member of the Browns, second-team All-Pro G **Joel Bitonio** **hasn't missed an offensive snap the past three seasons.** Bitonio was voted to the 2021 Pro Bowl. He has been named to the past three Pro Bowls, becoming the first Browns guard to be named to three consecutive Pro Bowls since Pro Football Hall of Famer Gene Hickerson made six consecutive from 1966-71.

WR **Rashard Higgins** set a single-season career high with 599 receiving yards this year. He reached **10 career touchdowns** and **100 career receptions** in Week 13, after leading the team with six receptions for 95 yards and a touchdown. Higgins reached **1,500 career receiving yards** in Week 15, catching four passes for a game-leading 76 passing yards.




Rookie TE **Harrison Bryant** caught three touchdowns this year, tied for the **second most** receiving touchdowns by a Browns tight end in their rookie season. Bryant also **led all rookie tight ends** in touchdowns, and was second in receptions (24) and receiving yards (238). He won the team's 2020 Maurice Bassett Award, given annually to the franchise's most outstanding rookie in training camp as voted by local media.

In Week 13, WR **Donovan Peoples-Jones** caught a career-long 75-yard touchdown pass, the **fifth longest by a Browns rookie** since 1970 and the longest by a Brown in 2020. Peoples-Jones had 304 yards on 14 receptions with two touchdowns this season. His 21.7 yards per reception **led all receivers in the league** with 10 or more catches this season.

WEEK 10 ROOKIE OF THE WEEK

T **Jedrick Wills Jr.** was named **NFL Rookie of the Week** after he helped pave the way for 231 rushing yards in Week 10. Wills is just the fourth offensive lineman and **first in seven years** to win the fan-voted award since its inception in 2002.



Kevin Stefanski was named the 18th full-time head coach in Cleveland Browns history on January 13, 2020. He spent the previous 14 seasons with the Minnesota Vikings, where he moved up the coaching ladder from assistant to the head coach to offensive coordinator.

Stefanski joined the Vikings in 2006 as an assistant to the head coach and remained with the organization under three different head coaches. After serving as assistant quarterbacks coach from 2009-13, Stefanski spent two seasons (2014-15) coaching the tight ends and one season (2016) as running backs coach. From 2017-18, he coached the quarterbacks and added the role of interim offensive coordinator for the final three games before being named the team's offensive coordinator in 2019.

In 2019, the Vikings posted a 10-6 record and earned their first road playoff win since January 9, 2005, after defeating the Saints, 26-20, in New Orleans. Three offensive players were selected to the Pro Bowl as RB Dalvin Cook and FB C.J. Ham were each named to their first career Pro Bowl with Cook voted a starter. QB Kirk Cousins was also named to the Pro Bowl.

In his first full year under Stefanski, Cousins set a single-season career high for passer rating with a 107.4 mark, fourth best in the NFL in 2019. Cousins also finished with a career-low six interceptions, while adding 26 touchdowns and a 69.1 completion percentage, fourth in the NFL in 2019. He set a Vikings record for completions in a season with 425 and finished with the second-most passing yards (4,298) and passer rating (107.4) in Vikings history.

With 1,135 rushing yards, Cook became the eighth player in Vikings history to rush for 1,000 yards in a single season and the first since Adrian Peterson in 2015. Despite missing the final two games of the season, Cook finished fourth in the NFL with 13 rushing touchdowns and seventh in scrimmage yards with 1,654.

WR Stefon Diggs set a career high with 1,130 receiving yards, giving him back-to-back 1,000-receiving yard seasons for the first time in his career. Diggs finished fourth in the NFL with an average of 17.9 yards per reception in 2019.

Stefanski was elevated from quarterbacks coach to interim offensive coordinator in Week 15 of the 2018 season and promptly guided the unit to two of its best showings of the season. In his first game calling plays, Minnesota scored a season-high 41 points and recorded 418 yards of offense en route to a 41-17 victory over the Dolphins.

As quarterbacks coach in 2017, the Vikings were forced to go to their backup, Case Keenum, early in the season after starter Sam Bradford went down with an injury. Keenum, who had completed 58 percent of his passes previously owned a 9-15 career record as a starter, went on to complete nearly 68 percent of his throws with 22 touchdowns and seven interceptions while leading the Vikings to a record of 11-3.

In his lone season coaching the running backs in 2016, the Vikings battled injuries along the offensive line and to RB Adrian

"That is a great word - **I am undeterred** and **I am undaunted**. And I think the challenge is there and I cannot wait to be a part of this change. Again, why am I confident about that, because I have been in the building. I know the people that we have. I know we are going to add to that building. I know we are going to add players, as it happens in the NFL, but **I am excited for this challenge and I am ready for it.**"

-Head Coach **Kevin Stefanski**
Introductory
Press
Conference,
Jan. 14, 2020



Peterson that caused the runner to miss 13 games. The running game leaned on veterans Jerick McKinnon and Matt Asiata as the duo combined for 941 yards and eight rushing touchdowns.

As tight ends coach, Stefanski helped develop Pro Bowl TE Kyle Rudolph. In 2015, his unit helped clear the way for Adrian Peterson to lead the NFL in rushing with 1,485 yards.

Stefanski was elevated to assistant quarterbacks coach in 2009, where he had a hands-on role in one of the most successful offense seasons in Vikings history. Veteran QB Brett Favre signed with the team in mid-August and finished the season with 4,202 passing yards and 33 touchdowns. The Vikings finished the season 12-4 and won the NFC North.

Stefanski spent 2006-08 working directly with Head Coach Brad Childress on administrative duties and special projects. Stefanski first worked with Childress during Eagles training camp in 2005 as part of the team's operations department.

Stefanski spent the 2005 season at his alma mater, Pennsylvania, as assistant director of football operations, coordinating all aspects of the Quakers' day-to-day operations.

A team captain as a senior in 2003, Stefanski was part of one of the most successful stretches in the history of the Quaker football program. The team won three Ivy League titles (2000, 2002 and 2003), and went 10-0 in 2003 to become the first undefeated Penn team in a decade. During Stefanski's tenure, the squad posted a 42-7 overall record and a 32-3 mark in Ivy League play and he was twice honored as an Honorable Mention All-Ivy choice in 2002 and 2004.

Stefanski earned a bachelor's degree in communications from Pennsylvania and attended St. Joseph's Prep in Philadelphia.

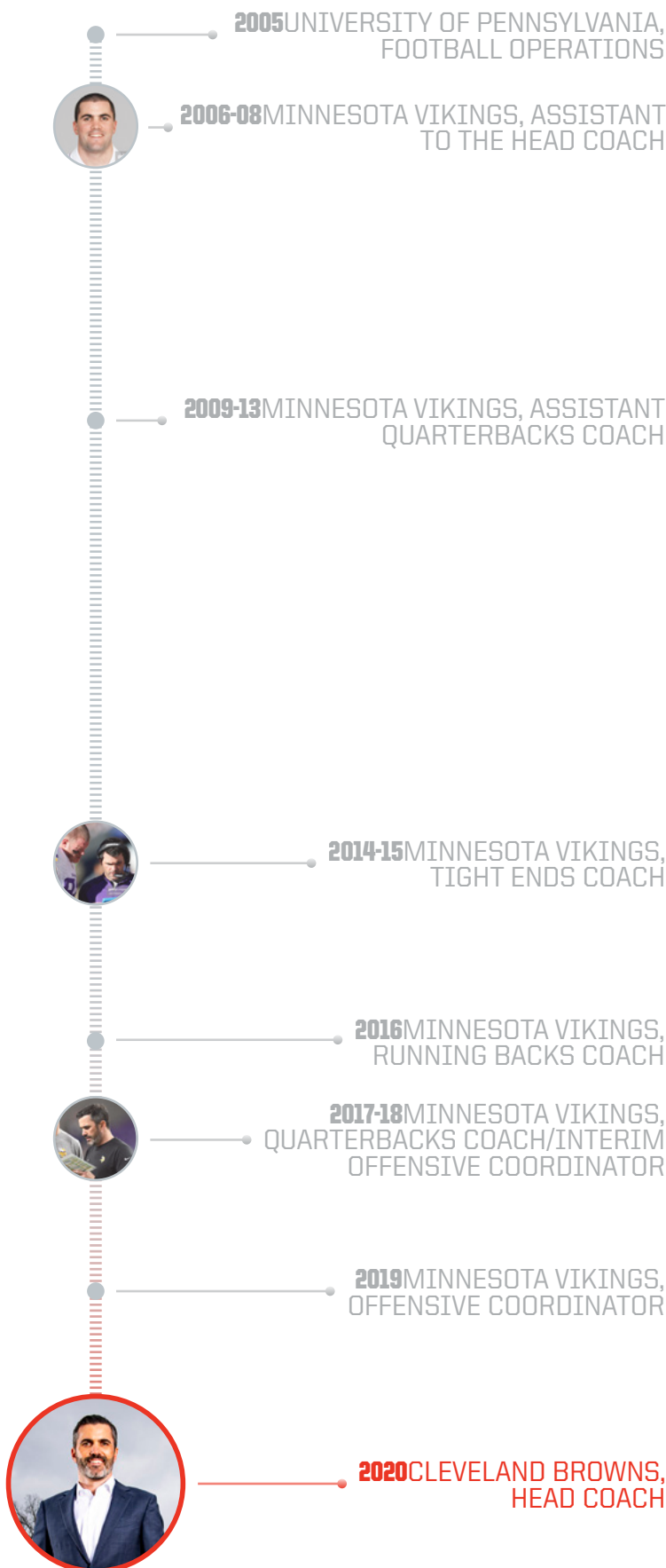
The Stefanski family has made a name in athletics as Kevin's father, Ed, was a basketball standout at Penn and works in the front office of the Detroit Pistons. He has previously held executive positions with the NBA's New Jersey Nets, Philadelphia 76ers, Toronto Raptors and Memphis Grizzlies.

Stefanski and wife, Michelle, have a daughter and two sons.

THE STEFANSKI STAFF

Joe Woods (defensive coordinator); Alex Van Pelt (offensive coordinator); Mike Priefer (special teams coordinator); Stump Mitchell (run game coordinator/running backs); Jeff Howard (pass game coordinator/defensive backs); Chad O'Shea (pass game coordinator/wide receivers); Ben Bloom (senior defensive assistant); Stephen Bravo-Brown (defensive quality control); Callie Brownson (chief of staff); Bill Callahan (offensive line); Josh Christovich (strength and conditioning assistant); Doug Colman (assistant special teams); Ryan Cordell (coaching assistant); Jeremy Garrett (assistant defensive line); Monty Gibson (strength and conditioning assistant); Shaun Huls (director of high performance); Larry Jackson (head of strength and conditioning); Dale Jones (strength and conditioning assistant); Chris Kiffin (defensive line); Brandon Lynch (assistant defensive backs); Evan Marcus (strength & conditioning coordinator); T.C. McCartney (offensive assistant); Katy Meassick (performance dietitian); Scott Peters (assistant offensive line); Drew Petzing (tight ends); Kevin Rogers (senior offensive assistant); Seitu Smith (offensive quality control); Jason Tarver (linebackers).

COACHING TIMELINE



FINAL 2020 ROSTER BY POSITION

	QUARTERBACKS (2)	POS	HT	WT	DOB	AGE	EXP	COLLEGE	HOMETOWN	HOW ACCO
	5 Keenum, Case	QB	6-1	215	2/17/88	32	8	Houston	Abilene, Texas.	UFA (Was.) - '20
	6 Mayfield, Baker	QB	6-1	215	4/14/95	25	3	Oklahoma	Austin, Texas	D1a - '18
	RUNNING BACKS (4)									
	24 Chubb, Nick	RB	5-11	227	12/27/95	25	3	Georgia	Cedartown, Ga.	D2b - '18
	27 Hunt, Kareem	RB	5-11	216	8/6/95	25	4	Toledo	Willoughby, Ohio	FA - '19
	31 Janovich, Andy	FB	6-1	238	5/23/93	27	5	Nebraska	Gretna, Neb.	Tr. (Den.) - '20
	30 Johnson, D'Ernest	RB	5-10	208	2/27/96	24	2	South Florida	Immokalee, Fla.	FA - '19
	WIDE RECEIVERS (9)									
*	13 Beckham Jr., Odell	WR	5-11	198	11/5/92	28	7	Louisiana State	New Orleans, La.	Tr. (NYG) - '19
	18 Hall, Marvin	WR	5-10	192	4/10/93	27	4	Washington	Los Angeles, Calif.	W. (Det.) - '20
	82 Higgins, Rashard	WR	6-1	198	10/7/94	26	5	Colorado State	Dallas, Texas	D5c - '16
	12 Hodge, KhaDarel	WR	6-2	205	1/3/95	26	3	Prairie View A&M	D'Lo, Miss.	W. (LAR) - '19
	83 Hollins, Alexander	WR	6-0	166	11/24/96	24	1	Eastern Illinois	Yazoo City, Miss.	FA - '20
	80 Landry, Jarvis	WR	5-11	196	11/28/92	28	7	Louisiana State	Metairie, La.	Tr. (Mia.) - '18
*	19 Natson, JoJo	WR	5-7	153	2/1/94	27	4	Akron	Fort Lauderdale, Fla.	FA - '20
	11 Peoples-Jones, Donovan	WR	6-2	204	2/19/99	21	R	Michigan	Detroit, Mich.	D6 - '20
*	10 Taylor, Taywan	WR	5-11	205	3/2/95	25	4	Western Kentucky	Louisville, Ky.	FA - '20
	TIGHT ENDS (4)									
	88 Bryant, Harrison	TE	6-5	230	4/23/98	22	R	Florida Atlantic	Gray, Ga.	D4 - '20
	89 Carlson, Stephen	TE	6-4	240	12/12/96	24	2	Princeton	Jamestown, N.Y.	FA - '19
	81 Hooper, Austin	TE	6-4	255	10/29/94	26	5	Stanford	San Ramon, Calif.	UFA (Atl.) - '20
	85 Njoku, David	TE	6-4	246	7/10/96	24	4	Miami (Fla.)	Cedar Grove, N.J.	D1c - '17
	OFFENSIVE LINEMEN (15)									
	75 Bitonio, Joel	G	6-4	320	10/11/91	29	7	Nevada	Long Beach, Calif.	D2 - '14
	78 Conklin, Jack	T	6-6	308	8/17/94	26	5	Michigan State	Plainwell, Mich.	UFA (Ten.) - '20
*	68 Dorbeck, Drake	T	6-7	317	10/7/96	24	R	Southern Mississippi	Vicksburg, Miss.	FA - '20
*	68 Dunn, Michael	G	6-5	315	8/28/94	26	1	Maryland	Bethesda, Md.	FA - '20
	58 Fabiano, Anthony	C	6-4	300	7/13/93	27	2	Harvard	Wakefield, Mass.	FA - '20
	79 Forbes, Drew	G	6-5	308	1/18/97	24	2	Southeast Missouri State	Bonne Terre, Mo.	D6 - '19
*	72 Gossett, Colby	G	6-5	330	6/23/95	25	1	Appalachian State	Cumming, Ga.	FA - '19
	62 Hance, Blake	G	6-6	310	1/11/96	25	1	Northwestern	Jacksonville, Ill.	FA - '20
*	53 Harris, Nick	C	6-1	293	11/13/98	22	R	Washington	Inglewood, Calif.	D5 - '20
*	74 Hubbard, Chris	T	6-4	295	4/23/91	29	7	UAB	Columbus, Ga.	UFA (Pit.) - '18
	70 Lamm, Kendall	T	6-5	310	6/5/92	28	6	Appalachian State	Charlotte, N.C.	UFA (Hou.) - '19
*	62 Pridgeon, Malcolm	G	6-6	331	1/20/95	26	1	Ohio State	Central Islip, N.Y.	FA - '20
	77 Teller, Wyatt	G	6-4	315	11/21/94	26	3	Virginia Tech	Bealeton, Va.	Tr. (Buf.) - '19
	64 Tretter, JC	C	6-4	307	2/12/91	29	8	Cornell	Akron, N.Y.	UFA (G.B.) - '17
	71 Wills Jr., Jedrick	T	6-4	307	5/17/99	21	R	Alabama	Lexington, Ky.	D1 - '20
	DEFENSIVE LINEMEN (13)									
*	99 Billings, Andrew	DT	6-1	328	3/6/95	25	5	Baylor	Waco, Texas.	UFA (Cin.) - '20
	94 Clayborn, Adrian	DE	6-3	280	7/6/88	32	10	Iowa	St. Louis, Mo.	UFA (Atl.) - '20
	90 Elliott, Jordan	DT	6-4	303	11/23/97	23	R	Missouri	Missouri City, Texas	D3a - '20
	95 Garrett, Myles	DE	6-4	272	12/29/95	25	4	Texas A&M	Arlington, Texas	D1a - '17
	97 Gustin, Porter	DE	6-5	257	2/8/97	23	2	Southern California	Elk Ridge, Utah	FA - '19
	91 Jackson, Joe	DE	6-4	278	12/20/96	24	2	Miami (Fla.)	Homestead, Fla.	W. (Dal.) - '20
*	60 Obinna, George	DE	6-2	245	8/23/96	24	R	Sacramento State	Tracy, Calif.	FA - '20
	65 Ogunjobi, Larry	DT	6-3	305	6/3/94	26	4	Charlotte	Greensboro, N.C.	D3 - '17
	98 Richardson, Sheldon	DT	6-3	294	11/29/90	30	8	Missouri	St. Louis, Mo.	UFA (Min.) - '19
	96 Taylor, Vincent	DT	6-3	304	1/5/94	27	4	Oklahoma State	San Antonio, Texas	W. (Buf.) - '20
*	54 Vernon, Olivier	DE	6-2	262	10/7/90	30	9	Miami (Fla.)	Miami, Fla.	Tr. (NYG) - '19
*	61 Weaver, Curtis	DE	6-2	265	8/3/98	22	R	Boise State	Long Beach, Calif.	W. (Mia.) - '20
*	59 Young, Trevon	DE	6-4	258	4/1/95	25	1	Louisville	Des Moines, Iowa.	FA - '20
	LINEBACKERS (7)									
	55 Davis, Tae	LB	6-1	224	8/14/96	24	3	Chattanooga	Oxford, Ala.	W. (NYG) - '19
	93 Goodson, B.J.	LB	6-1	242	5/29/93	27	5	Clemson	Lamar, S.C.	UFA (G.B.) - '20
	52 Lee, Elijah	LB	6-3	230	2/5/96	24	4	Kansas State	Blue Springs, Mo.	W. (Det.) - '20
	50 Phillips, Jacob	LB	6-3	228	4/1/99	21	R	Louisiana State	Nashville, Tenn.	D3b - '20
	56 Smith, Malcolm	LB	6-0	225	7/5/89	31	9	Southern California	Los Angeles, Calif.	FA - '20
	44 Takitaki, Sione	LB	6-1	238	6/8/95	25	2	Brigham Young	Fontana, Calif.	D3 - '19
	51 Wilson, Mack	LB	6-1	233	2/14/98	22	2	Alabama	Montgomery, Ala.	D5a - '19
	DEFENSIVE BACKS (14)									
	25 Allen, Brian	CB	6-3	200	10/21/93	27	3	Utah	La Marque, Texas.	FA - '20
*	22 Delpit, Grant	S	6-3	208	9/20/98	22	R	Louisiana State	Houston, Texas	D2 - '20
	37 Harrison Jr., Ronnie	S	6-3	214	4/18/97	23	3	Alabama	Tallahassee, Fla.	Tr. (Jax) - '20
*	34 Jackson, Robert	CB	6-2	207	12/8/93	27	2	UNLV	Fort Myers, Fla.	FA - '20
	28 Johnson, Kevin	CB	6-0	185	8/5/92	28	6	Wake Forest	Clarksville, Md.	UFA (Buf.) - '20
	42 Joseph, Karl	S	5-10	200	9/8/93	27	5	West Virginia	Orlando, Fla.	UFA (L.V.) - '20
	39 Mitchell, Terrance	CB	5-11	191	5/17/92	28	7	Oregon	Sacramento, Calif.	UFA (K.C.) - '18
	35 Moffatt, Jovante	S	5-11	213	12/25/96	24	R	Middle Tennessee State	Union City, Tenn.	FA - '20
	29 Redwine, Sheldrick	S	6-0	196	11/6/96	24	2	Miami (Fla.)	Miami, Fla.	D4 - '19
	23 Sendejo, Andrew	S	6-0	210	9/9/87	33	10	Rice	San Antonio, Texas.	UFA (Min.) - '20
	36 Stewart Jr., M.J.	CB	5-11	200	9/16/95	25	3	North Carolina	Arlington, Va.	W. (T.B.) - '20
	20 Thomas, Tavierre	CB	5-10	205	3/11/96	24	3	Ferris State	Detroit, Mich.	W. (Ari.) - '18
	21 Ward, Denzel	CB	5-11	190	4/28/97	23	3	Ohio State	Macedonia, Ohio	D1b - '18
*	26 Williams, Greedy	CB	6-2	185	12/3/97	23	2	Louisiana State	Shreveport, La.	D2 - '19
	SPECIALISTS (3)									
	7 Gillan, Jamie	P	6-1	207	7/4/97	23	2	Arkansas Pine-Bluff	Leonardtown, Md.	FA - '19
	47 Hughlett, Charley	LS	6-4	248	5/16/90	30	6	Central Florida	Tampa, Fla.	FA - '14
	2 Parkey, Cody	K	6-0	190	2/19/92	28	7	Auburn	Jupiter, Fla.	FA - '20

* denotes player on a reserve list

FINAL 2020 ROSTER BY EXPERIENCE

	NO	NAME	POS	HT	WT	DOB	AGE	EXP	COLLEGE	HOMETOWN	HOW ACO
10th Year (2)	94	Clayborn, Adrian	DE	6-3	280	7/6/88	32	10	Iowa	St. Louis, Mo.	UFA (Atl.) - '20
	23	Sendejo, Andrew	S	6-0	210	9/9/87	33	10	Rice	San Antonio, Texas.	UFA (Min.) - '20
9th Year (2)	56	Smith, Malcolm	LB	6-0	225	7/5/89	31	9	Southern California	Los Angeles, Calif.	FA - '20
	* 54	Vernon, Olivier	DE	6-2	262	10/7/90	30	9	Miami (Fla.)	Miami, Fla.	Tr. (NYG) - '19
8th Year (3)	5	Keenum, Case	QB	6-1	215	2/17/88	32	8	Houston	Abilene, Texas.	UFA (Was.) - '20
	98	Richardson, Sheldon	DT	6-3	294	11/29/90	30	8	Missouri	St. Louis, Mo.	UFA (Min.) - '19
	64	Tretter, JC	C	6-4	307	2/12/91	29	8	Cornell	Akron, N.Y.	UFA (G.B.) - '17
7th Year (6)	* 13	Beckham Jr., Odell	WR	5-11	198	11/5/92	28	7	Louisiana State	New Orleans, La.	Tr. (NYG) - '19
	75	Bitonio, Joel	G	6-4	320	10/11/91	29	7	Nevada	Long Beach, Calif.	D2 - '14
	* 74	Hubbard, Chris	T	6-4	295	4/23/91	29	7	UAB	Columbus, Ga.	UFA (Pit.) - '18
	80	Landry, Jarvis	WR	5-11	196	11/28/92	28	7	Louisiana State	Metairie, La.	Tr. (Mia.) - '18
	39	Mitchell, Terrance	CB	5-11	191	5/17/92	28	7	Oregon	Sacramento, Calif.	UFA (K.C.) - '18
	2	Parkey, Cody	K	6-0	190	2/19/92	28	7	Auburn	Jupiter, Fla.	FA - '20
6th Year (3)	47	Hughlett, Charley	LS	6-4	248	5/16/90	30	6	Central Florida	Tampa, Fla.	FA - '14
	28	Johnson, Kevin	CB	6-0	185	8/5/92	28	6	Wake Forest	Clarksville, Md.	UFA (Buf.) - '20
	70	Lamm, Kendall	T	6-5	310	6/5/92	28	6	Appalachian State	Charlotte, N.C.	UFA (Hou.) - '19
5th Year (7)	* 99	Billings, Andrew	DT	6-1	328	3/6/95	25	5	Baylor	Waco, Texas.	UFA (Cin.) - '20
	78	Conklin, Jack	T	6-6	308	8/17/94	26	5	Michigan State	Plainwell, Mich.	UFA (Ten.) - '20
	93	Goodson, B.J.	LB	6-1	242	5/29/93	27	5	Clemson	Lamar, S.C.	UFA (G.B.) - '20
	82	Higgins, Rashard	WR	6-1	198	10/7/94	26	5	Colorado State	Dallas, Texas	D5c - '16
	81	Hooper, Austin	TE	6-4	255	10/29/94	26	5	Stanford	San Ramon, Calif.	UFA (Atl.) - '20
	31	Janovich, Andy	FB	6-1	238	5/23/93	27	5	Nebraska	Gretna, Neb.	Tr. (Den.) - '20
	42	Joseph, Karl	S	5-10	200	9/8/93	27	5	West Virginia	Orlando, Fla.	UFA (L.V.) - '20
4th Year (9)	95	Garrett, Myles	DE	6-4	272	12/29/95	25	4	Texas A&M	Arlington, Texas	D1a - '17
	18	Hall, Marvin	WR	5-10	192	4/10/93	27	4	Washington	Los Angeles, Calif.	W. (Det.) - '20
	27	Hunt, Kareem	RB	5-11	216	8/6/95	25	4	Toledo	Willoughby, Ohio	FA - '19
	52	Lee, Elijah	LB	6-3	230	2/5/96	24	4	Kansas State	Blue Springs, Mo.	W. (Det.) - '20
	* 19	Natson, Jolo	WR	5-7	153	2/1/94	27	4	Akron	Fort Lauderdale, Fla.	FA - '20
	85	Njoku, David	TE	6-4	246	7/10/96	24	4	Miami (Fla.)	Cedar Grove, N.J.	D1c - '17
	65	Ogunjobi, Larry	DT	6-3	305	6/3/94	26	4	Charlotte	Greensboro, N.C.	D3 - '17
	* 10	Taylor, Taywan	WR	5-11	205	3/2/95	25	4	Western Kentucky	Louisville, Ky.	FA - '20
	96	Taylor, Vincent	DT	6-3	304	1/5/94	27	4	Oklahoma State	San Antonio, Texas	W. (Buf.) - '20
3rd Year (10)	25	Allen, Brian	CB	6-3	200	10/21/93	27	3	Utah	La Marque, Texas.	FA - '20
	24	Chubb, Nick	RB	5-11	227	12/27/95	25	3	Georgia	Cedartown, Ga.	D2b - '18
	55	Davis, Tae	LB	6-1	224	8/14/96	24	3	Chattanooga	Oxford, Ala.	W. (NYG) - '19
	37	Harrison Jr., Ronnie	S	6-3	214	4/18/97	23	3	Alabama	Tallahassee, Fla.	Tr. (Jax) - '20
	12	Hodge, KhaDarel	WR	6-2	205	1/3/95	26	3	Prairie View A&M	D'Lo, Miss.	W. (LAR) - '19
	6	Mayfield, Baker	QB	6-1	215	4/14/95	25	3	Oklahoma	Austin, Texas	D1a - '18
	36	Stewart Jr., M.J.	CB	5-11	200	9/16/95	25	3	North Carolina	Arlington, Va.	W. (T.B.) - '20
	77	Teller, Wyatt	G	6-4	315	11/21/94	26	3	Virginia Tech	Bealeton, Va.	Tr. (Buf.) - '19
	20	Thomas, Tavierre	CB	5-10	205	3/11/96	24	3	Ferris State	Detroit, Mich.	W. (Ari.) - '18
	21	Ward, Denzel	CB	5-11	190	4/28/97	23	3	Ohio State	Macedonia, Ohio	D1b - '18
	2nd Year (12)	89	Carlson, Stephen	TE	6-4	240	12/12/96	24	2	Princeton	Jamestown, N.Y.
58		Fabiano, Anthony	C	6-4	300	7/13/93	27	2	Harvard	Wakefield, Mass.	FA - '20
* 79		Forbes, Drew	G	6-5	308	1/18/97	24	2	Southeast Missouri State	Bonne Terre, Mo.	D6 - '19
7		Gillan, Jamie	P	6-1	207	7/4/97	23	2	Arkansas Pine-Bluff	Leonardtown, Md.	FA - '19
97		Gustin, Porter	DE	6-5	257	2/8/97	23	2	Southern California	Elk Ridge, Utah	FA - '19
91		Jackson, Joe	DE	6-4	278	12/20/96	24	2	Miami (Fla.)	Homestead, Fla.	W. (Dal.) - '20
* 34		Jackson, Robert	CB	6-2	207	12/8/93	27	2	UNLV	Fort Myers, Fla.	FA - '20
30		Johnson, D'Ernest	RB	5-10	208	2/27/96	24	2	South Florida	Immokalee, Fla.	FA - '19
29		Redwine, Sheldrick	S	6-0	196	11/6/96	24	2	Miami (Fla.)	Miami, Fla.	D4 - '19
44		Takitaki, Sione	LB	6-1	238	6/8/95	25	2	Brigham Young	Fontana, Calif.	D3 - '19
* 26		Williams, Greedy	CB	6-2	185	12/3/97	23	2	Louisiana State	Shreveport, La.	D2 - '19
51		Wilson, Mack	LB	6-1	233	2/14/98	22	2	Alabama	Montgomery, Ala.	D5a - '19
1st Year (6)	* 68	Dunn, Michael	G	6-5	315	8/28/94	26	1	Maryland	Bethesda, Md.	FA - '20
	* 72	Gossett, Colby	G	6-5	330	6/23/95	25	1	Appalachian State	Cumming, Ga.	FA - '19
	62	Hance, Blake	G	6-6	310	1/11/96	25	1	Northwestern	Jacksonville, Ill.	FA - '20
	83	Hollins, Alexander	WR	6-0	166	11/24/96	24	1	Eastern Illinois	Yazoo City, Miss.	FA - '20
	* 62	Pridgeon, Malcolm	G	6-6	331	1/20/95	26	1	Ohio State	Central Islip, N.Y.	FA - '20
	* 59	Young, Trevon	DE	6-4	258	4/1/95	25	1	Louisville	Des Moines, Iowa.	FA - '20
Rookie (11)	88	Bryant, Harrison	TE	6-5	230	4/23/98	22	R	Florida Atlantic	Gray, Ga.	D4 - '20
	* 22	Delpit, Grant	S	6-3	208	9/20/98	22	R	Louisiana State	Houston, Texas	D2 - '20
	* 68	Dorbeck, Drake	T	6-7	317	10/7/96	24	R	Southern Mississippi	Vicksburg, Miss.	FA - '20
	90	Elliott, Jordan	DT	6-4	303	11/23/97	23	R	Missouri	Missouri City, Texas	D3a - '20
	* 53	Harris, Nick	C	6-1	293	11/13/98	22	R	Washington	Inglewood, Calif.	D5 - '20
	35	Moffatt, Jovante	S	5-11	213	12/25/96	24	R	Middle Tennessee State	Union City, Tenn.	FA - '20
	* 60	Obinna, George	DE	6-2	245	8/23/96	24	R	Sacramento State	Tracy, Calif.	FA - '20
	11	Peoples-Jones, Donovan	WR	6-2	204	2/19/99	21	R	Michigan	Detroit, Mich.	D6 - '20
	50	Phillips, Jacob	LB	6-3	228	4/1/99	21	R	Louisiana State	Nashville, Tenn.	D3b - '20
	* 61	Weaver, Curtis	DE	6-2	265	8/3/98	22	R	Boise State	Long Beach, Calif.	W. (Mia.) - '20
	71	Wills Jr., Jedrick	T	6-4	307	5/17/99	21	R	Alabama	Lexington, Ky.	D1 - '20

* denotes player on a reserve list

YEAR	1st Round Pick	2nd Round Pick	3rd Round Pick	4th Round Pick	5th Round Pick	6th Round Pick	7th Round Pick	Unrestricted Free Agent	Undrafted Free Agent	Street Free Agent	Trade	Waiver
2020	Jedrick Willis Jr.	*Grant Delpit	Jordan Elliott Jacob Phillips	Harrison Bryant	*Nick Harris	Donovan Peoples-Jones		*Andrew Billings (Cin.) Adrian Clayborn (Atl.) Jack Conklin (Ten.) B.J. Goodson (G.B.) Austin Hooper (Atl.) Kevin Johnson (Buf.) Karl Joseph (L.V.) Case Keenum (Was.) Andrew Sendejo (Min.)	*Drake Dorbeck Jovante Moffatt *George Obinna	Brian Allen *Michael Dunn Anthony Fabiano Blake Hance Alexander Hollins *Robert Jackson *JoJo Natson Cody Parkey *Malcolm Fridgson Malcolm Smith *Taywan Taylor *Trevon Young	Ronnie Harrison Jr. (Jax) Andy Janovich (Den.)	Marvin Hall (Det.) Joe Jackson (Dal.) Elijah Lee (Det.) M.J. Stewart (T.B.) Vincent Taylor (Buf.) *Curtis Weaver (Mia.)
2019		*Greedy Williams	Stone Taktakiki	Sheldrick Redwine	Mack Wilson	*Drew Forbes		Kendall Lamm (Hou.) Sheldon Richardson (Min.)	Stephen Carlson Jamie Gillan D'Ernest Johnson	*Colby Gosssett Porter Gustin Kareem Hunt	*Odell Beckham Jr. (NYG) Wyatt Teller (Buf.) *Olivier Vernon (NYG)	Tae Davis (NYG) KhaDarel Hodge (LAR)
2018	Baker Mayfield Denzel Ward	Nick Chubb						*Chris Hubbard (Pit.) Terrance Mitchell (K.C.) JC Tretter (G.B.)			Janvis Landry (Mia.)	Tavarius Thomas (Atl.)
2017	Myles Garrett David Njoku		Larry Ogunjobi									
2016					Rashard Higgins							
2014		Joel Bitonio								Charley Hughlett		

* Denotes player on a reserve list

Roster breakdown:

20 draft picks (5 first round picks, 4 2nd round picks, 4 3rd round picks, 2 4th round picks, 2 5th round picks, 2 6th round picks, 0 7th round picks).

34 free agents (14 unrestricted free agents, 6 undrafted free agents, 15 street free agents).

6 via trade.

8 via waivers.

OFFENSE

WR	80 Jarvis Landry	<u>11</u> <u>Donovan Peoples-Jones</u>	83 Alexander Hollins
LT	<u>71</u> <u>Jedrick Wills Jr.</u>		
LG	75 Joel Bitonio	62 Blake Hance	
C	64 JC Tretter	58 Anthony Fabiano	
RG	77 Wyatt Teller		
RT	78 Jack Conklin	70 Kendall Lamm	
TE	81 Austin Hooper	<u>88</u> <u>Harrison Bryant</u>	85 David Njoku 89 Stephen Carlson
WR	82 Rashard Higgins	12 KhaDarel Hodge	18 Marvin Hall
QB	6 Baker Mayfield	5 Case Keenum	
RB	24 Nick Chubb	27 Kareem Hunt	30 D'Ernest Johnson
FB	31 Andy Janovich		

DEFENSE

DE	95 Myles Garrett	91 Joe Jackson	
DT	98 Sheldon Richardson	<u>90</u> <u>Jordan Elliott</u>	
DT	65 Larry Ogunjobi	96 Vincent Taylor	
DE	94 Adrian Clayborn	97 Porter Gustin	
WILL	<u>50</u> <u>Jacob Phillips</u>	51 Mack Wilson	52 Elijah Lee
MIKE	93 B.J. Goodson	55 Tae Davis	
SAM	44 Sione Takitaki	56 Malcolm Smith	
CB	21 Denzel Ward	28 Kevin Johnson	36 M.J. Stewart
CB	39 Terrance Mitchell	20 Tavierre Thomas	25 Brian Allen
SS	33 Ronnie Harrison Jr.	42 Karl Joseph	
FS	23 Andrew Sendejo	29 Sheldrick Redwine	<u>35</u> <u>Jovante Moffatt</u>

SPECIAL TEAMS

P	7 Jamie Gillan	
K	2 Cody Parkey	
H	7 Jamie Gillan	
KR	30 D'Ernest Johnson	<u>11</u> <u>Donovan Peoples-Jones</u>
PR	<u>11</u> <u>Donovan Peoples-Jones</u>	30 D'Ernest Johnson
LS	47 Charley Hughlett	

Rookies are underlined

Injured players are in [brackets]

PRONUNCIATION GUIDE

Joel Bitonio	buh-TONE-ee-oh	Andrew Sendejo	sin-DAY-ho
KhaDarel Hodge	ka-DARE-uhl	Sione Takitaki	see-OH-nay TOCK-ee-TOCK-ee
Charley Hughlett	HEW-lit	Tavierre Thomas	TAV-ee-air
David Njoku	nuh-JOE-koo	Olivier Vernon	oh-liv-EE-AYE
Larry Ogunjobi	OH-gun-JOE-bee		
Sheldrick Redwine	SHELL-drick		

JAN. 13

- Named Kevin Stefanski head coach.

JAN. 28

- Named Andrew Berry Executive Vice President of Football Operations and General Manager.
- Signed FB Johnny Stanton to the reserve/futures list.

JAN. 31

- Named Bill Callahan offensive line coach.
- Named Callie Brownson chief of staff.

FEB. 3

- Named Drew Petzing tight ends coach.
- Waived C Lo Falemaka.

FEB. 4

- Named Chad O'Shea wide receivers coach.

FEB. 7

- Named Joe Woods defensive coordinator.

FEB. 10

- Named Alex Van Pelt offensive coordinator.

FEB. 11

- Named Jeff Howard pass game coordinator/defensive backs coach.

FEB. 12

- Myles Garrett suspension lifted by Commissioner.

FEB. 13

- Named Chris Kiffin defensive line coach.
- Named Scott Peters assistant offensive line coach.
- Named T.C. McCartney offensive assistant.

FEB. 17

- Terminated the contract of CB T.J. Carrie.
- Terminated the contract of TE Demetrius Harris.
- Terminated the contract of G Eric Kush.
- Terminated the contract of LB Adarius Taylor.

FEB. 19

- Named Ben Bloom senior defensive assistant.
- Named Stephen Bravo-Brown defensive quality control coach.
- Named Ryan Cordell offensive assistant.
- Named Jeremy Garrett assistant defensive line coach.
- Named Brandon Lynch assistant defensive backs coach.
- Named Seitu Smith offensive quality control coach.

MARCH 3

- Named Ben Bloom sr. defensive assistant.

MARCH 9

- Named Shaun Huls director of high performance.

MARCH 10

- Terminated the contract of LB Christian Kirksey.

MARCH 16

- Tendered restricted free agent RB Kareem Hunt (second round).
- Tendered exclusive rights free agent TE Pharaoh Brown.
- Tendered exclusive rights free agent RB Dontrell Hilliard.
- Tendered exclusive rights free agent WR KhaDarel Hodge.
- Terminated the contract of S Morgan Burnett.

MARCH 20

- Traded 2021 7th round pick to Denver in exchange for FB Andy Janovich.
- Signed T Jack Conklin as an unrestricted free agent.
- Signed TE Austin Hooper as an unrestricted free agent.
- Signed LB B.J. Goodson as an unrestricted free agent.

MARCH 24

- Signed QB Case Keenum as an unrestricted free agent.
- Signed WR JoJo Natson.
- Signed CB Donovan Olumba.

MARCH 26

- Signed DT Andrew Billings as an unrestricted free agent.
- Signed C Evan Brown.

MARCH 27

- Signed S Andrew Sendejo as an unrestricted free agent.

APRIL 4

- Signed CB Kevin Johnson as an unrestricted free agent.

APRIL 9

- Signed DE Adrian Clayborn as an unrestricted free agent.

APRIL 13

- Signed S Karl Joseph as an unrestricted free agent.

APRIL 23

- Drafted T Jedrick Wills Jr. in the first round.

APRIL 24

- Traded 2020 2nd round pick to Indianapolis for 2020 2nd and 5th round picks.
- Drafted S Grant Delpit in the second round.
- Traded 2020 3rd and 7th round picks to New Orleans for 2020 3rd and 2021 3rd round pick.
- Drafted DT Jordan Elliott in the third round.
- Drafted LB Jacob Phillips in the third round.

APRIL 25

- Drafted TE Harrison Bryant in the fourth round.
- Drafted C Nick Harris in the fifth round.
- Drafted WR Donovan Peoples-Jones in the sixth round.

APRIL 27

- Exercised fifth-year option on DE Myles Garrett.
- Exercised fifth-year option on TE David Njoku.

MAY 5

- Signed LB Solomon Ajayi.
- Signed S Elijah Benton.
- Signed WR Ja'Marcus Bradley.
- Signed WR Tony Brown.
- Signed QB Kevin Davidson.
- Signed T Drake Dorbeck.
- Signed CB A.J. Green.
- Signed RB Brian Herrien.
- Signed CB Jameson Houston.
- Signed RB Benny LeMay.
- Signed S Jovante Moffatt.
- Signed DE George Obinna.
- Signed T Alex Taylor.
- Signed DT Jeffery Whatley.
- Signed TE Nate Wieting.

MAY 8

- Re-signed WR Rashard Higgins.
- Waived DT Brandin Bryant.

MAY 21

- Signed TE Harrison Bryant.
- Signed WR Donovan Peoples-Jones.

MAY 22

- Signed C Nick Harris.

MAY 29

- Named Kwesi Adofo-Mensah Vice President of Football Operations.

JULY 2

- Signed DT Jordan Elliott.

JULY 13

- Signed LB Jacob Phillips.

JULY 20

- Signed DE Myles Garrett to a five-year contract extension
- Signed S Grant Delpit.

JULY 23

- Named Kevin Rogers senior offensive assistant.

JULY 26

- Placed RB Dontrell Hilliard on reserve/COVID-19.
- Placed S Jovante Moffatt on reserve/COVID-19.

JULY 28

- Waived DE Trevon Young with an injury designation.

JULY 29

- Placed G Drew Forbes on reserve/opt-out.
- Placed T Drake Dorbeck on reserve/opt-out.
- Placed TE Pharaoh Brown on active/PUP.

JULY 30

- Placed P Jamie Gillan on reserve/COVID-19.

JULY 31

- Waived WR Tony Brown.
- Waived LB Jermaine Grace.
- Waived DE George Obinna.
- Waived DT Justin Zimmer.

AUG. 2

- Placed WR J'Mon Moore on active/non-football injury.
- Placed WR Jarvis Landry on active/PUP.

AUG. 3

- Activated P Jamie Gillan from reserve/COVID-19.
- Placed QB Garrett Gilbert on reserve/COVID-19.
- Placed S Karl Joseph on active/PUP.
- Waived RB Brian Herrien.

AUG. 4

- Placed DT Andrew Billings on reserve/opt-out.
- Placed WR Ja'Marcus Bradley on reserve/COVID-19.
- Activated RB Dontrell Hilliard from reserve/COVID-19.
- Activated S Jovante Moffatt from reserve/COVID-19.

AUG. 5

- Placed G Colby Gossett on reserve/opt-out.
- Activated QB Garrett Gilbert from reserve/COVID-19.

AUG. 6

- Placed G Malcolm Pridgeon on reserve/opt-out.

AUG. 7

- Activated WR Ja'Marcus Bradley from reserve/COVID-19.

AUG. 8

- Claimed CB M.J. Stewart via waivers from Tampa Bay.
- Activated TE Pharaoh Brown from active/PUP.
- Activated S Karl Joseph from active/PUP.
- Activated WR Jarvis Landry from active/PUP.
- Activated WR J'Mon Moore from active/non-football injury.

AUG. 9

- Signed G Michael Dunn.
- Waived TE Nate Wieting.

AUG. 10

- Signed G Jovahn Fair.
- Waived CB Jameson Houston.

AUG. 12

- Signed DE George Obinna.
- Waived Jeffrey Whatley.

AUG. 16

- Signed C Casey Dunn.
- Waived G Jovahn Fair.

AUG. 18

- Waived/injured DE George Obinna.

AUG. 22

- Signed DT Ricky Walker.

AUG. 23

- Signed LB Malcolm Smith.
- Waived/injured C Casey Dunn.

AUG. 25

- Claimed DE Curtis Weaver via waivers from Miami.
- Placed S Grant Delpit on reserve/injured.

AUG. 27

- Claimed WR Damion Willis via waivers from Cincinnati.

AUG. 28

- Signed C Jon Toth.
- Placed DE Curtis Weaver on reserve/injured.

AUG. 29

- Waived WR D.J. Montgomery.

AUG. 30

- Waived WR Damion Willis.
- Waived C Casey Dunn.

SEPT. 3

- Traded 2021 5th round pick to Jacksonville for S Ronnie Harrison Jr.
- Waived S J.T. Hassell.
- Waived CB Donnie Lewis Jr.
- Waived WR J'Mon Moore.
- Waived DT Ricky Walker.
- Signed T Brady Aiello.

SEPT. 5

- Waived T Brady Aiello.
- Waived LB Solomon Ajayi.
- Waived S Elijah Benton.
- Waived WR Ja'Marcus Bradley.
- Waived QB Kevin Davidson.
- Waived G Michael Dunn.
- Waived DT Daniel Ekuale.
- Waived QB Garrett Gilbert.
- Waived CB A.J. Green.
- Waived LB Willie Harvey.
- Waived RB Dontrell Hilliard.
- Waived CB Robert Jackson.
- Waived RB Benny LeMay.
- Waived DE Robert McCray.
- Waived LB Montrel Meander.
- Waived S Jovante Moffatt.
- Waived CB Donovan Olumba.
- Waived WR Damion Ratley.
- Waived FB Johnny Stanton.
- Waived T Alex Taylor with an injury designation.
- Waived WR Taywan Taylor.
- Waived DE Chad Thomas.
- Waived C Jon Toth.
- Waived G Willie Wright.

SEPT. 6

- Claimed DE Joe Jackson via waivers from Dallas.
- Claimed DT Vincent Taylor via waivers from Buffalo.
- Waived DT Eli Ankou.
- Waived TE Pharoah Brown.
- Signed T Brady Aiello to the practice squad.
- Signed S Elijah Benton to the practice squad.
- Signed WR Ja'Marcus Bradley to the practice squad.
- Signed G Michael Dunn to the practice squad.
- Signed QB Garrett Gilbert to the practice squad.
- Signed CB A.J. Green to the practice squad.
- Signed RB Dontrell Hilliard to the practice squad.
- Signed CB Robert Jackson to the practice squad.
- Signed RB Benny LeMay to the practice squad.
- Signed LB Montrel Meander to the practice squad.
- Signed S Jovante Moffatt to the practice squad.
- Signed K Cody Parkey to the practice squad.
- Signed FB Johnny Stanton to the practice squad.
- Signed WR Taywan Taylor to the practice squad.

SEPT. 8

- Claimed DE Joe Jackson via waivers from Dallas.
- Claimed

SEPT. 9

- Signed RB Kareem Hunt to a two-year contract extension
- Signed T Greg Senat to the practice squad.

SEPT. 11

- Signed DT Joey Ivie to the practice squad.
- Signed DT Tanzel Smart to the practice squad.
- Released T Brady Aiello from the practice squad.
- Released RB Benny LeMay from the practice squad.

SEPT. 12

- Elevated CB Robert Jackson to the active roster.

SEPT. 14

- Signed K Cody Parkey to active roster from the practice squad.
- Placed TE David Njoku on injured reserve.
- Waived K Austin Seibert.
- CB Robert Jackson reverted back to practice squad.

SEPT. 16

- Signed LB Montrel Meander to the active roster from the practice squad.
- Waived T Alex Taylor from injured reserve.

SEPT. 17

- Elevated CB Robert Jackson to the active roster.

SEPT. 18

- CB Robert Jackson reverted back to practice squad.

SEPT. 21

- Signed TE Kyle Markway to practice squad.

SEPT. 22

- Signed K Matthew McCrane to the practice squad.
- Signed DE Jalen Jelks to the practice squad.
- Released DT Tanzel Smart from the practice squad.

SEPT. 27

- Elevated CB A.J. Green to the active roster.

SEPT. 28

- CB A.J. Green reverted back to practice squad.

SEPT. 29

- Elevated S Jovante Moffatt to the active roster.

SEPT. 30

- Signed RB Dontrell Hilliard to active roster from practice squad.
- Signed LB Montrel Meander to the practice squad.

OCT. 1

- Signed WR Ryan Switzer to the practice squad.

OCT. 5

- Placed RB Nick Chubb on injured reserve.

OCT. 6

- Placed WR KhaDarel Hodge on injured reserve.

OCT. 7

- Designated TE David Njoku for return from injured reserve.
- Signed WR Taywan Taylor to the active roster from the practice squad.

OCT. 10

- Activated TE David Njoku from injured reserve.
- Elevated DT Joey Ivie to the active roster.
- Signed DE Cameron Malveaux to the practice squad.

OCT. 11

- DT Joey Ivie reverted back to the practice squad.

OCT. 12

- Placed Greedy Williams on injured reserve.

OCT. 13

- Signed TE Jordan Franks to the practice squad.
- Signed T Timon Parris to the practice squad.
- Released TE Kyle Markway from the practice squad.
- QB Garrett Gilbert signed from the practice squad to Cowboys active roster.

OCT. 14

- Signed CB Robert Jackson to the active roster from the practice squad.

OCT. 16

- Signed QB Kyle Lauletta to the practice squad.

OCT. 17

- Elevated S Elijah Benton to the active roster from the practice squad.

OCT. 19

- S Elijah Benton reverted back to the practice squad.

OCT. 20

- Signed CB Prince Smith to the practice squad.

OCT. 26

- Signed T Alex Taylor to the practice squad.
- Released DE Jalen Jelks from the practice squad.

OCT. 27

- Placed WR Odell Beckham Jr. on injured reserve.

OCT. 28

- Designate WR KhaDarel Hodge for return from injured reserve.

OCT. 30

- Claimed LB Elijah Lee via waivers from Detroit.

OCT. 31

- Activated WR KhaDarel Hodge from injured reserve.

NOV. 4

- Placed TE Jordan Franks on practice squad/injured.

NOV. 5

- Waived C Evan Brown.

NOV. 6

- Signed C Evan Brown to the practice squad.

NOV. 8

- Placed QB Baker Mayfield on reserve/COVID-19.

NOV. 9

- Designated RB Nick Chubb for return from injured reserve.
- Signed TE Kyle Markway to the practice squad.
- Released T Timon Parris from the practice squad.

NOV. 10

- Signed CB Stephen Denmark to the practice squad.
- Signed C Javon Patterson to the practice squad.
- Released C Evan Brown from the practice squad.
- Released CB Prince Smith from the practice squad.
- Placed WR Ryan Switzer on practice squad/injured.

NOV. 11

- Activated QB Baker Mayfield from reserve/COVID-19.

NOV. 13

- Placed G Chris Hubbard on reserve/COVID-19.

NOV. 14

- Activated RB Nick Chubb from injured reserve.
- Elevated G Michael Dunn to the active roster from the practice squad.

NOV. 16

- G Michael Dunn reverted back to the practice squad.
- Placed FB Andy Janovich on reserve/COVID-19.

NOV. 17

- Signed WR Derrick Willies to the practice squad.

NOV. 18

- Placed T Jack Conklin on reserve/COVID-19.
- Placed K Cody Parkey on reserve/COVID-19.

NOV. 20

- Placed DE Myles Garrett on reserve/COVID-19.

NOV. 21

- Activated T Jack Conklin from reserve/COVID-19.
- Activated K Cody Parkey from reserve/COVID-19.
- Elevated G Michael Dunn to the active roster from the practice squad as COVID-19 replacement.
- Elevated DE Cameron Malveaux to the active roster from the practice squad as COVID-19 replacement.
- Elevated FB Johnny Stanton to the active roster from the practice squad.

NOV. 23

- G Michael Dunn reverted back to the practice squad.
- DE Cameron Malveaux reverted back to the practice squad.
- FB Johnny Stanton reverted back to the practice squad.

NOV. 24

- Placed DE Joe Jackson on reserve/COVID-19.

NOV. 25

- Placed LB Sione Takitaki on reserve/COVID-19.

NOV. 26

- Activated G Chris Hubbard from reserve/COVID-19.
- Placed DE Porter Gustin on reserve/COVID-19.

NOV. 28

- Elevated G Michael Dunn to the active roster from the practice squad as COVID-19 replacement.
- Elevated DT Joey Ivie to the active roster from the practice squad as COVID-19 replacement.
- Elevated DE Cameron Malveaux to the active roster from the practice squad as COVID-19 replacement.

NOV. 30

- G Michael Dunn reverted back to the practice squad.
- DT Joey Ivie reverted back to the practice squad.
- DE Cameron Malveaux reverted back to the practice squad.
- Activated FB Andy Janovich from reserve/COVID-19.
- Claimed S Tedric Thompson via waivers from Kansas City.

DEC. 1

- Activated DE Myles Garrett from reserve/COVID-19.
- Placed S Ronnie Harrison Jr. on injured reserve.
- Released CB Stephen Denmark from the practice squad.

DEC. 2

- Signed DE Jamal Davis II to the practice squad.

DEC. 4

- Activated DE Joe Jackson from reserve/COVID-19.
- Activated LB Sione Takitaki from reserve/COVID-19.

DEC. 5

- Elevated WR Ja'Marcus Bradley to the active roster from the practice squad.

DEC. 7

- WR Ja'Marcus Bradley reverted back to the practice squad.
- Claimed WR Marvin Hall via waivers from Detroit.

DEC. 8

- Placed G Wyatt Teller on reserve/COVID-19.
- Activated DE Porter Gustin from reserve/COVID-19.
- Placed WR Taywan Taylor on reserve/injured.
- Restored WR Ryan Switzer to practice squad from practice squad/injured.
- Released DE Jamal Davis from practice squad.

DEC. 13

- Activated G Wyatt Teller from reserve/COVID-19.
- Waived RB Dontell Hilliard.

DEC. 14

- Elevated WR Ja'Marcus Bradley to the active roster from the practice squad.

DEC. 15

- WR Ja'Marcus Bradley reverted back to the practice squad.

DEC. 19

- Elevated G Michael Dunn to the active roster from the practice squad.

DEC. 21

- G Michael Dunn reverted back to the practice squad.

DEC. 22

- Placed OL Chris Hubbard on injured reserve.
- Placed S Elijah Benton on Practice Squad/COVID-19.

DEC. 23

- Designated S Ronnie Harrison Jr. for return from injured reserve.
- Signed G Michael Dunn to the active roster from the practice squad.

DEC. 24

- Placed T Jedrick Wills Jr. on reserve/COVID-19.
- Placed WR Ryan Switzer on practice squad/COVID-19.

DEC. 26

- Activated T Jedrick Wills Jr. from reserve/COVID-19.
- Placed LB B.J. Goodson on reserve/COVID-19.
- Placed WR Rashard Higgins on reserve/COVID-19.
- Placed WR KhaDarel Hodge on reserve/COVID-19.
- Placed WR Jarvis Landry on reserve/COVID-19.
- Placed WR Donovan Peoples-Jones on reserve/COVID-19.
- Placed LB Jacob Phillips on reserve/COVID-19.
- Elevated C Javon Patterson to the active roster from the practice squad.
- Elevated WR Ja'Marcus Bradley to the active roster from the practice squad as Contagious Disease Addendum.
- Elevated LB Montrel Meander to the active roster from the practice squad as Contagious Disease Addendum.
- Elevated WR Derrick Willies to the active roster from the practice squad as Contagious Disease Addendum.

DEC. 28

- C Javon Patterson reverted back to the practice squad.
- WR Ja'Marcus Bradley reverted back to the practice squad.
- LB Montrel Meander reverted back to the practice squad.
- WR Derrick Willies reverted back to the practice squad.
- Signed WR Alexander Hollins off Vikings' practice squad.
- Signed signed G Cordell Iwuagwu to the practice squad.

DEC. 29

- Placed TE Harrison Bryant on reserve/COVID-19.
- Placed S Andrew Sendejo on reserve/COVID-19.
- Placed S Karl Joseph on reserve/COVID-19.

DEC. 30

- Activated S Ronnie Harrison Jr. from injured reserve.
- Placed C Javon Patterson on practice squad/COVID-19.
- Activated WR Ryan Switzer from practice squad/COVID-19.
- Signed DT Sheldon Day to the practice squad.

DEC. 31

- Placed LB Malcolm Smith on reserve/COVID-19.
- Placed CB Denzel Ward on reserve/COVID-19.
- Activated WR Rashard Higgins from reserve/COVID-19.
- Activated WR KhaDarel Hodge from reserve/COVID-19.
- Activated WR Jarvis Landry from reserve/COVID-19.
- Activated WR Donovan Peoples-Jones from reserve/COVID-19.
- Activated LB Jacob Phillips from reserve/COVID-19.

JAN. 2

- Signed G Blake Hance from the Jets' practice squad.
- Activated S Karl Joseph from reserve/COVID-19.
- Placed CB Kevin Johnson on reserve/COVID-19.
- Elevated G Cordell Iwuagwu to the active roster from the practice squad.
- Elevated LB Montrel Meander to the active roster from the practice squad as COVID-19 replacement.
- Elevated T Alex Taylor to the active roster from the practice squad as COVID-19 replacement.
- Elevated CB A.J. Green to the active roster from the practice squad as Contagious Disease Addendum.

JAN. 4

- G Cordell Iwuagwu reverted back to the practice squad.
- LB Montrel Meander reverted back to the practice squad.
- T Alex Taylor reverted back to the practice squad.
- CB A.J. Green reverted back to the practice squad.
- Signed CB Brian Allen off Bengals' practice squad.

JAN. 5

- Placed G Joel Bitonio on reserve/COVID-19.
- Placed WR KhaDarel Hodge on reserve/COVID-19.
- Placed C Nick Harris on injured reserve.
- Placed DE Olivier Vernon on injured reserve.

JAN. 6

- Signed C Anthony Fabiano.
- Activated LB B.J. Goodson from reserve/COVID-19.
- Activated S Elijah Benton from practice squad/COVID-19.

JAN. 7

- Activated S Andrew Sendejo from reserve/COVID-19.
- Placed S Ronnie Harrison Jr. on reserve/COVID-19.
- Placed LB Montrel Meander on practice squad/COVID-19.

JAN. 8

- Activated C Javon Patterson from practice squad/COVID-19.

JAN. 9

- Activated TE Harrison Bryant from reserve/COVID-19.
- Activated S Ronnie Harrison Jr. from reserve/COVID-19.
- Activated LB Malcolm Smith from reserve/COVID-19.
- Activated LB Montrel Meander from practice squad/COVID-19.
- Released DT Joey Ivie from the practice squad.
- Elevated WR Ja'Marcus Bradley to the active roster from the practice squad.
- Elevated CB A.J. Green to the active roster from the practice squad as COVID-19 replacement.
- Elevated T Alex Taylor to the active roster from the practice squad.

JAN. 11

- WR Ja'Marcus Bradley reverted back to the practice squad.
- CB A.J. Green reverted back to the practice squad.
- T Alex Taylor reverted back to the practice squad.

JAN. 12

- Placed G Michael Dunn on on injured reserve.
- Placed CB Robert Jackson on on injured reserve.
- Placed CB A.J. Green on practice squad/injured.
- Signed CB Donovan Olumba to the practice squad.

JAN. 13

- Activated CB Kevin Johnson from reserve/COVID-19.
- Activated CB Denzel Ward from reserve/COVID-19.

JAN. 14

- Activated WR KhaDarel Hodge from reserve/COVID-19.

JAN. 15

- Activated G Joel Bitonio from reserve/COVID-19.
- Waived S Tedric Thompson.

JAN. 16

- Elevated TE Kyle Markway to the active roster from the practice squad.
- Elevated T Alex Taylor to the active roster from the practice squad.

JAN. 18

- TE Kyle Markway reverted back to the practice squad.
- T Alex Taylor reverted back to the practice squad.

PUNT RETURNED FOR A TD

By Browns
Travis Benjamin, 78 yards (9/20/15 vs. TEN)

By Opponent
Kaelin Clay, 82 yards (11/30/15 vs. BAL)

KICKOFF RETURNED FOR A TD

By Browns
Joshua Cribbs, 100 yards & 103 yards (12/20/09 at KC)

By Opponent
Isaiah Rodgers, 101 yards (10/11/20 vs. IND)

INTERCEPTION RETURNED FOR A TD

By Browns
Sione Takitaki, 50 yards (11/22/20 vs. PHI)

By Opponent
Minkah Fitzpatrick, 33 yards (10/18/20 at PIT)

TWO INTERCEPTIONS IN SAME GAME

By Browns
Joe Schobert (11/24/19 vs. MIA)

By Opponent
Jimmy Smith (12/30/18 at BAL)

THREE INTERCEPTIONS IN SAME GAME

By Browns
Anthony Henry (11/18/01 at BAL)

By Opponent
Kevin Byard (10/22/17 vs. TEN)

FUMBLE RETURNED FOR A TD

By Browns
Craig Robertson, recovered in end zone (12/7/14 vs. IND)

By Opponent
Dont'a Hightower (10/27/19 at NE)

PUNT BLOCK RETURNED FOR A TD

By Browns
Andre King, 28 yards (11/30/03 at SEA)

By Opponent
Anthony Chickillo, 16 yards (9/10/17 vs. PIT)

PUNT BLOCKED

By Browns
Marlon Moore (11/5/15 at CIN)

By Opponent
Davis Moore (10/13/19 vs. SEA)

SHUTOUT SCORED

By Browns
at Cleveland 8, Buffalo 0 (12/16/07)

By Opponent
vs. Cincinnati 30, Cleveland 0 (12/14/14)

PAT UNSUCCESSFUL

By Browns
Cody Parkey (hit left upright) (12/27/20 at NYJ)

By Opponent
Sam Ficken (blocked) (12/27/20 at NYJ)

TWO-POINT CONVERSION

By Browns
Stephen Carlson rush left end (10/4/20 at DAL)

By Opponent
J.K. Dobbins rush left end (12/14/20 vs. BAL)

FIELD GOAL BLOCKED

By Browns
Sheldon Richardson (12/27/20 at NYJ)

By Opponent
Derek Barnett (11/22/20 vs. PHI)

FIELD GOAL BLOCKED RETURNED FOR TD

By Browns
Leigh Bodden, 59 yards (11/13/05 at PIT)

By Opponent
Will Hill III, 62 yards (11/30/15 vs. BAL)

SAFETY SCORED

By Browns
Carson Wentz sacked in the end zone by Oliver Vernon (11/22/20 vs. PHI)

By Opponent
Marlon Humphrey forced Jarvis Landry out of bounds in the end zone (12/14/20 vs. BAL)

100 YARDS RUSHING

By Browns
Nick Chubb, 108 yards (1/3/21 vs. PIT)

By Opponent
Lamar Jackson, 124 yards (12/14/20 vs. BAL)

100 YARDS RUSHING IN A HALF

By Browns
Nick Chubb, 104 yards in second half (11/29/20 at JAX)

By Opponent
Joe Mixon, 103 yards in first half (12/29/19 at CIN)

200 YARDS RUSHING

By Browns

Jerome Harrison, 286 yards (12/20/09 at KC)

By Opponent

Ahmad Bradshaw, 200 yards (10/7/12 at NYG)

BACK-TO-BACK 100-YARD RUSHING GAMES

By Browns

Nick Chubb, 114 yards (11/22/20 vs. PHI), Nick Chubb, 144 yards (11/29/20 at JAX)

By Opponent

Lamar Jackson, 103 (12/22/19 vs. BAL), Joe Mixon, 162 yards (12/29/19 at CIN)

TWO 100-YARD RUSHERS IN SAME GAME

By Browns

Nick Chubb (126) & Kareem Hunt (104) (11/15/20 vs. HOU)

By Opponent

Arian Foster (124) & Ben Tate (115) (11/6/11 at HOU)

TWO RUSHING TOUCHDOWNS

By Browns

Nick Chubb (12/14/20 vs. BAL)

By Opponent

Lamar Jackson & Gus Edwards (12/14/20 vs. BAL)

THREE RUSHING TOUCHDOWNS

By Browns

Nick Chubb (9/29/19 at BAL)

By Opponent

Kenyan Drake (4) (12/15/19 at ARI)

FOUR RUSHING TOUCHDOWNS

By Browns

Jamal Lewis (11/4/07 vs. SEA)

By Opponent

Kenyan Drake (12/15/19 at ARI)

SUCCESSFUL ONSIDE KICK

By Browns

October 16, 2016 (at TEN)

By Opponent

December 8, 2013 (at NE)

OT GAME WON

By Browns

Cleveland 12 vs. Baltimore 9 (10/7/18)

By Opponent

Tampa Bay 26 vs. Cleveland 23 (10/21/18)

300 YARDS PASSING

By Browns

Baker Mayfield, 343 yards (28-47, 2 TD, 1 INT) (12/14/20 vs. BAL)

By Opponent

Mason Rudolph, 315 yards (22-39, 2 TD, 1 INT) (1/3/21 vs. PIT)

BACK-TO-BACK 300-YARD PASSING GAMES

By Browns

Baker Mayfield, 334 yards (25-33, 4 TD, 0 INT) (12/6/20 at TEN) Mayfield, 343 yards (28-47, 2 TD, 1 INT) (12/14/20 vs. BAL)

By Opponent

Matt Ryan, 330 yards (38-52, 2 TD) (11/11/18 vs. ATL), Patrick Mahomes, 375 yards (23-32, 3 TD, INT) (11/4/18 vs. KC)

400 YARDS PASSING

By Browns

Josh McCown, 457 yards (36-51, 2 TD) (10/11/15 at BAL)

By Opponent

Joe Burrow, 406 yards (35-47, 3 TD, 1 INT) (10/25/20 at CIN)

200 YARDS PASSING IN A HALF

By Browns

Baker Mayfield, 225 yards in second half (12/20/20 at NYG)

By Opponent

Joe Burrow, 234 yards in first half (10/25/20 at CIN)

THREE TOUCHDOWN PASSES

By Browns

Baker Mayfield (4) (12/6/20 at TEN)

By Opponent

Ryan Tannehill (12/6/20 at TEN)

FOUR TOUCHDOWN PASSES

By Browns

Baker Mayfield (12/6/20 at TEN)

By Opponent

Dak Prescott (10/4/20 at DAL)

FIVE TOUCHDOWN PASSES

By Browns

Baker Mayfield (5) (10/25/20 at CIN)

By Opponent

Matthew Stafford (11/22/09 at DET)

SIX TOUCHDOWN PASSES

By Browns

None

By Opponent

Carson Palmer (9/16/07 vs. CIN)

100 YARDS RECEIVING

By Browns

Jarvis Landry, 143 yards (11/29/20 at JAX)

By Opponent

Chase Claypool, 101 yards (1/3/21 vs. PIT)

100 YARDS RECEIVING IN A HALF

By Browns

Rashard Higgins, 100 yards (10/25/20 at CIN)

By Opponent

Marquise Brown, 101 yards in first half (9/13/20 at BAL)

TWO 100-YARD RECEIVERS IN SAME GAME

By Browns

Josh Gordon (151) & Jordan Cameron (121) (12/8/13 at NE)

By Opponent

Cooper Kupp (102) & Brandin Cooks (112) (9/22/19 vs. LAR)

BACK-TO-BACK 100-YARD RECEIVING GAMES

By Browns

Terrelle Pryor Sr., 144 yards (9/25/16 at MIA), Corey Coleman, 104 yards (9/18/16 vs. BAL)

By Opponent

Tyrell Williams, 118 yards (10/14/18 vs. LAC), Mike Evans, 107 yards (10/21/18 at TB)

200 YARDS RECEIVING

By Browns

Josh Gordon, 261 yards (12/1/13 vs. JAX)

By Opponent

Terrell Owens, 222 yards (10/3/10 vs. CIN)

TWO RECEIVING TOUCHDOWNS

By Browns

Harrison Bryant (10/25/20 at CIN)

By Opponent

CeeDee Lamb (10/4/20 at DAL)

THREE RECEIVING TOUCHDOWNS

By Browns

Jordan Cameron (9/22/13 at MIN)

By Opponent

Martellus Bennett (10/9/16 vs. NE)

500 YARDS TOTAL OFFENSE

By Browns

508 yards (10/4/20 at DAL)

By Opponent

503 yards (10/25/20 at CIN)

TWO SACKS

By Browns

Olivier Vernon (12/14/20 vs. BAL)

By Opponent

Bud Dupree (10/18/20 at PIT)

THREE SACKS

By Browns

Olivier Vernon (11/22/20 vs. PHI)

By Opponent

T.J. Watt (9/9/18 vs. PIT)

FOUR SACKS

By Browns

Andra Davis (11/9/03 at KC)

By Opponent

Elivs Dumervil (9/20/09 at DEN)

FOUR FIELD GOALS

By Browns

Austin Seibert (11/3/19 at DEN)

By Opponent

Randy Bullock (12/8/19 vs. CIN)

FIVE FIELD GOALS

By Browns

Phil Dawson (11/4/12 vs. BAL)

By Opponent

Ka'imi Fairbairn (12/2/18 at Hou)

SIX FIELD GOALS

By Browns

Phil Dawson (11/5/06 at SD)

By Opponent

None

2020 REGULAR SEASON STATISTICS

2020 DEFENSIVE STATISTICS

PLAYER	TACKLES			SK	YDS	INTERCEPTIONS				PD	FUMBLES		YDS
	TOTAL	SOLO	ASST			NO	YDS	LG	TD		FF	FR	
B.J. Goodson	91	59	32	0.5	6	2	7	7	0	6	0	1	0
Malcolm Smith	72	49	23	1.0	4	1	2	2	0	2	1	0	0
Andrew Sendejo	66	50	16	0.0	0	0	0	0	0	2	1	0	0
Terrance Mitchell	65	54	11	0.0	0	0	0	0	0	13	3	0	0
Sheldon Richardson	64	35	29	4.5	34	0	0	0	0	3	1	0	0
Karl Joseph	64	44	20	0.0	0	1	49	49	0	4	0	2	0
Sione Takitaki	55	33	22	1.0	1	1	50	50	1	1	0	0	0
Myles Garrett	48	33	15	12.0	98	0	0	0	0	2	4	2	0
Denzel Ward	46	38	8	0.0	0	2	0	0	0	18	1	0	0
Larry Ogunjobi	46	23	23	2.5	18	0	0	0	0	0	1	0	0
Mack Wilson	39	24	15	0.0	0	0	0	0	0	2	0	0	0
Ronnie Harrison Jr.	37	23	14	1.0	0	1	47	47	1	7	0	1	0
Olivier Vernon	36	24	12	9.0	45	0	0	0	0	3	1	1	0
Kevin Johnson	34	22	12	0.5	4	0	0	0	0	3	1	1	0
Porter Gustin	28	11	17	0.0	0	0	0	0	0	0	0	0	0
Jacob Phillips	24	15	9	0.0	0	0	0	0	0	1	0	0	0
Sheldrick Redwine	22	16	6	0.5	6	1	8	0	0	1	0	0	0
Tavierre Thomas	20	19	1	1.0	7	0	0	0	0	0	0	1	0
M.J. Stewart Jr.	17	13	4	1.0	6	2	51	0	0	3	0	0	0
Jordan Elliott	15	6	9	0.0	0	0	0	0	0	0	0	0	0
Adrian Clayborn	12	6	6	3.5	33	0	0	0	0	1	1	0	0
Vincent Taylor	12	9	3	0.0	0	0	0	0	0	0	0	1	0
Joe Jackson	5	2	3	0.0	0	0	0	0	0	0	0	1	0
Robert Jackson	5	5	0	0	0	0	0	0	0	1	0	0	0
Cameron Malveaux	4	4	0	0.0	0	0	0	0	0	0	1	0	0
Tae Davis	0	0	0	0.0	0	0	0	0	0	1	0	0	0
Totals	927	617	310	38.0	262	11	214	50	2	74	16	11	0

2020 SPECIAL TEAMS STATISTICS

PLAYER	TACKLES					
	TOTAL	SOLO	ASST	FF	FR	BLK
Sione Takitaki	12	8	4	0	0	0
Tavierre Thomas	11	10	1	0	1	0
Stephen Carlson	9	7	2	0	0	0
Tae Davis	7	7	0	0	0	0
Elijah Lee	6	5	1	0	0	0
M.J. Stewart Jr.	5	5	0	0	0	0
Sheldrick Redwine	5	3	2	0	0	0
Karl Joseph	3	2	1	0	0	0
Andy Janovich	3	1	2	0	0	0
Porter Gustin	2	2	0	0	0	0
Joel Bitonio	1	1	0	0	0	0
Ronnie Harrison Jr.	1	1	0	0	0	0
Dontrell Hilliard	1	1	0	0	0	0
KhaDarel Hodge	1	1	0	0	0	0
Charley Hughlett	1	1	0	0	0	0
Robert Jackson	1	1	0	0	0	0
Kevin Johnson	1	0	1	0	0	0
Jovante Moffatt	1	0	1	0	0	0
Jacob Phillips	1	0	1	0	0	0
Andrew Sendejo	1	1	0	0	0	0
Vincent Taylor	0	0	0	0	0	1
Totals	73	57	13	0	1	1

2020 MISCELLANEOUS STATISTICS

PLAYER	TKL	FF	FR
Austin Hooper	3	0	0
Rashard Higgins	3	0	1
KhaDarel Hodge	2	0	0
Odell Beckham Jr.	1	0	0
Harrison Bryant	1	0	0
Andy Janovich	1	0	0
D'Ernest Johnson	1	0	1
Nick Harris	1	0	0
Kareem Hunt	1	0	4
Baker Mayfield	0	0	2
Jarvis Landry	0	0	1
Totals	14	0	9

2020 DEFENSIVE SCORING STATISTICS

PLAYER	TD	INT RET	FUM RET
Ronnie Harrison Jr.	1	1	0
Sione Takitaki	1	1	0
Olivier Vernon (safety)	0	0	0
Team (safety)	0	0	0
Totals	2	2	0

2020 POSTSEASON STATISTICS

Won 1, Lost 1

1/10/2021	W	48 - 37	at Pittsburgh Steelers
1/17/2021	L	17 - 22	at Kansas City Chiefs

	Cleveland	Opponent
Total First Downs	41	58
Rushing	16	12
Passing	23	45
Penalty	2	1
3rd Down: Made/Att	12/27	13/25
3rd Down Pct.	44.4%	52.0%
4th Down: Made/Att	3/3	5/5
4th Down Pct.	100.0%	100.0%
Possession Avg.	28:19	31:42
Total Net Yards	698	991
Avg. Per Game	349.0	495.5
Total Plays	125	147
Avg. Per Play	5.6	6.7
Net Yards Rushing	239	175
Avg. Per Game	119.5	87.5
Total Rushes	53	40
Net Yards Passing	459	816
Avg. Per Game	229.5	408.0
Sacked/Yards Lost	1/8	1/6
Gross Yards	467	822
Attempts/Completions	71/44	106/74
Completion Pct.	62.0%	69.8%
Had Intercepted	1	5
Punts/Average	7/41.9	3/41.7
Net Punting Avg.	38.4	32.3
Penalties/Yards	6/45	11/80
Fumbles/Ball Lost	1/1	1/1
Touchdowns	8	7
Rushing	3	2
Passing	4	5
Returns	1	0

Score By Periods	Q1	Q2	Q3	Q4	OT	Pts
Team	31	7	7	20	0	65
Opponents	6	23	16	14	0	59

Scoring	TD	Ru	Pa	Rt	PAT	FG	2Pt	Pts
K.Hunt	3	3	0	0	0/0	0/0	0	18
C.Parkey	0	0	0	0	8/8	3/3	0	17
J.Landry	2	0	2	0	0/0	0/0	0	12
A.Hooper	1	0	1	0	0/0	0/0	0	6
K.Joseph	1	0	0	1	0/0	0/0	0	6
N.Chubb	1	0	1	0	0/0	0/0	0	6
Team	8	3	4	1	8/8	3/3	0	65
Opponents	7	2	5	0	3/4	4/5	1	59

2-Pt. Conversions: Team 0/0, Opponents: 1/3
 Sacks: M.Garrett 1.0 **Team: 1.0, Opponents: 1.0**

Passing	Att	Cmp	Yds	Cmp%	Yds/Att	TD	TD%	Int	Int%	Long	Sack	Lost	Rating
B.Mayfield	71	44	467	62.0%	6.6	4	5.6%	1	1.4%	40t	1/	8	94.1
Team	71	44	467	62.0%	6.6	4	5.6%	1	1.4%	40t	1/	8	94.1
Opponents	106	74	822	69.8%	7.8	5	4.7%	5	4.7%	42	1/	6	88.6

Rushing	No.	Yds	Avg	Long	TD
N.Chubb	31	145	4.7	23	0
K.Hunt	14	80	5.7	13	3
B.Mayfield	8	14	1.8	6	0
Team	53	239	4.5	23	3
Opponents	40	175	4.4	16	2

Receiving	No.	Yds	Avg	Long	TD
J.Landry	12	112	9.3	40t	2
A.Hooper	9	62	6.9	11	1
R.Higgins	7	116	16.6	25	0
N.Chubb	6	73	12.2	40t	1
D.Njoku	5	66	13.2	27	0
D.Peoples-Jones	2	31	15.5	23	0
K.Hunt	2	15	7.5	13	0
B.Mayfield	1	-8	-8.0	-8	0
H.Bryant	0	0	0.0	0	0
Team	44	467	10.6	40t	4
Opponents	74	822	11.1	42	5

Interceptions	No.	Yds	Avg	Long	TD
S.Redwine	1	30	30.0	30	0
S.Takitaki	1	23	23.0	23	0
M.Stewart	1	3	3.0	3	0
K.Joseph	1	0	0.0	0	0
P.Gustin	1	0	0.0	0	0
Team	5	56	11.2	30	0
Opponents	1	17	17.0	17	0

Punting	No	Yds	Avg	Net	TB	In	Lg	B
J.Gillan	7	293	41.9	38.4	0	3	48	0
Team	7	293	41.9	38.4	0	3	48	0
Opponents	3	125	41.7	32.3	1	1	59	0

Punt Returns	Ret	FC	Yds	Avg	Long	TD
D.Peoples-Jones	1	0	8	8.0	8	0
Team	1	0	8	8.0	8	0
Opponents	3	3	24	8.0	11	0

Kickoff Returns	No.	Yds	Avg	Long	TD
D.Johnson	5	120	24.0	33	0
Team	5	120	24.0	33	0
Opponents	6	146	24.3	28	0

Field Goals	1-19	20-29	30-39	40-49	50+
C.Parkey	0/0	1/1	1/1	1/1	0/0
Team	0/0	1/1	1/1	1/1	0/0
Opponents	0/0	1/1	1/2	1/1	1/1

Fumbles Lost: R.Higgins 1 **Total: 1**
 Opponent Fumble Recoveries: K.Joseph 1 **Total: 1**

2020 POSTSEASON STATISTICS

2020 DEFENSIVE STATISTICS

PLAYER	TACKLES			SK	INTERCEPTIONS					FUMBLES			YDS
	TOTAL	SOLO	ASST		YDS	NO	YDS	LG	TD	PD	FF	FR	
B.J. Goodson	16	12	4	0.0	0	0	0	0	0	0	0	0	0
M.J. Stewart Jr.	13	12	1	0.0	0	1	3	3	0	1	0	0	0
Terrance Mitchell	13	10	3	0.0	0	0	0	0	0	1	0	0	0
Robert Jackson	8	7	1	0.0	0	0	0	0	0	0	0	0	0
Sione Takitaki	8	5	3	0.0	0	1	23	23	0	1	0	0	0
Ronnie Harrison Jr.	7	5	2	0.0	0	0	0	0	0	0	0	0	0
Andrew Sendejo	6	4	2	0.0	0	0	0	0	0	1	0	0	0
Malcolm Smith	6	4	2	0.0	0	0	0	0	0	0	0	0	0
Sheldon Richardson	6	4	2	0.0	0	0	0	0	0	1	0	0	0
Jacob Phillips	5	4	1	0.0	0	0	0	0	0	0	0	0	0
Karl Joseph	5	5	0	0.0	0	1	0	0	0	1	0	1	0
Mack Wilson	5	3	2	0.0	0	0	0	0	0	0	0	0	0
Kevin Johnson	5	5	0	0.0	0	0	0	0	0	0	0	0	0
Larry Ogunjobi	4	1	3	0.0	0	0	0	0	0	0	0	0	0
Myles Garrett	3	3	0	1.0	6	0	0	0	0	0	0	0	0
Denzel Ward	3	3	0	0.0	0	0	0	0	0	0	0	0	0
Sheldrick Redwine	2	2	0	0.0	0	1	30	30	0	1	0	0	0
Jordan Elliott	2	1	1	0.0	0	0	0	0	0	0	0	0	0
Tavierre Thomas	1	1	0	0.0	0	0	0	0	0	0	0	0	0
Vincent Taylor	1	0	1	0.0	0	0	0	0	0	2	0	0	0
Adrian Clayborn	1	1	0	0.0	0	0	0	0	0	0	0	0	0
Porter Gustin	1	0	1	0	0	1	0	0	0	1	0	0	0
Totals	121	92	29	1.0	6	5	56	30	0	10	0	1	0

2020 SPECIAL TEAMS STATISTICS

PLAYER	TACKLES					
	TOTAL	SOLO	ASST	FF	FR	BLK
D'Ernest Johnson	4	4	0	0	0	0
Tavierre Thomas	3	1	2	0	0	0
Tae Davis	2	0	2	0	0	0
M.J. Stewart Jr.	1	1	0	0	0	0
Charley Hughlett	1	0	1	0	0	0
Sheldrick Redwine	1	0	1	0	0	0
Totals	12	6	6	0	0	0

2020 MISCELLANEOUS STATISTICS

PLAYER	TKL	FF	FR
Joel Bitonio	1	0	0
Totals	1	0	0

2020 DEFENSIVE SCORING STATISTICS

PLAYER	TD	INT RET	FUM RET
Karl Joseph	1	0	1
Totals	1	0	1

WEEK 1, GAME 1



**BROWNS 6
RAVENS 38**
Sept. 13, 2020
M&T Bank Stadium, Baltimore, MD.



TEAM	1	2	3	4	F
Cleveland	6	0	0	0	6
Baltimore	10	14	7	7	38

SCORING SUMMARY

TEAM	Q	TIME	PLAY
Ravens	1	7:41	M.Andrews 5 yd. pass from L.Jackson (J.Tucker kick) (8-49, 4:38)
Ravens	1	4:38	J.Tucker 41 yd. Field Goal (4-3, 1:30)
Browns	1	1:41	D.Njoku 1 yd. pass from B.Mayfield (kick failed, hlu) (6-75, 2:57)
Ravens	2	2:53	J.Dobbins 3 yd. run (J.Tucker kick) (10-99, 5:48)
Ravens	2	0:06	M.Andrews 9 yd. pass from L.Jackson (J.Tucker kick) (7-69, 0:35)
Ravens	3	7:48	W.Snead 19 yd. pass from L.Jackson (J.Tucker kick) (6-50, 3:23)
Ravens	4	13:00	J.Dobbins 2 yd. run (J.Tucker kick) (4-20, 2:00)

TEAM STATISTICS

	CLE	BAL
FIRST DOWNS:	20	23
TIME OF POSSESSION:	30:02	29:58
TOTAL NET YARDS: (RU/PA):	306 (138/168)	377 (107/270)
SACKS/YARDS	1/5	2/16
PUNTS/AVERAGE:	2-14	2-21
PENALTIES/YARDS:	8/80	7/66
FUMBLES/LOST:	3/2	2/1

INDIVIDUAL STATISTICS

PASSING: CLE: B.Mayfield 21-39-189 (1 INT); **BAL:** L. Jackson 20-25-275, R. Griffin 1-1-9.
RUSHING: CLE: K. Hunt 13-72, N. Chubb 10-60, D. Johnson 1-5, B. Mayfield 2-3, J. Gillan 1-(-2);
BAL: L. Jackson 7-45, M. Ingram 10-29, J. Dobbins 7-22, G. Edwards 4-17, R. Griffin 1-(-1), P. Ricard 1-(-5).
RECEIVING: CLE: J. Landry 5-61, K. Hunt 4-9, D. Njoku 3-50, O. Beckham 3-22, A. Hooper 2-15, K. Hodge 1-12, R. Higgins 1-9, N. Chubb 1-6, H. Bryant 1-5, S. Carlson 0-0; **BAL:** M. Brown 5-101, M. Andrews 5-58, W. Snead 4-64, M. Boykin 3-37, N. Boyle (2-3), D. Duvernay 1-12, P. Ricard 1-9.



WEEK 2, GAME 2



**BENGALS 30
BROWNS 35**
Sept. 17, 2020
FirstEnergy Stadium, Cleveland, Ohio



TEAM	1	2	3	4	F
Cincinnati	3	10	3	14	30
Cleveland Browns	7	14	7	7	35

SCORING SUMMARY

TEAM	Q	TIME	PLAY
Bengals	1	7:13	R.Bullock 38 yd. Field Goal (15-41, 7:47)
Browns	1	1:48	N.Chubb 11 yd. run (C.Parkey kick) (10-75, 5:25)
Browns	2	11:54	O.Beckham 43 yd. pass from B.Mayfield (C.Parkey kick) (3-57, 1:34)
Bengals	2	9:00	C.Uzomah 23 yd. pass from J.Burrow (R.Bullock kick) (6-57, 2:54)
Browns	2	1:31	K.Hunt 6 yd. pass from B.Mayfield (C.Parkey kick) (12-63, 3:54)
Bengals	2	0:02	R.Bullock 43 yd. Field Goal (12-50, 1:29)
Browns	3	5:45	N.Chubb 1 yd. run (C.Parkey kick) (2-1, 0:08)
Bengals	3	0:20	R.Bullock 27 yd. Field Goal (14-51, 5:25)
Bengals	4	5:55	M.Thomas 4 yd. pass from J.Burrow (R.Bullock kick) (14-83, 5:27)
Browns	4	3:55	K.Hunt 1 yd. run (C.Parkey kick) (6-75, 2:00)
Bengals	4	0:43	T.Boyd 9 yd. pass from J.Burrow (R.Bullock kick) (16-75, 3:12)

TEAM STATISTICS

	CIN	CLE
FIRST DOWNS:	30	23
TIME OF POSSESSION:	33:39	26:21
TOTAL NET YARDS: (RU/PA):	353 (68/285)	434 (215/219)
SACKS/YARDS	3/31	3/72
PUNTS/AVERAGE:	2/49.0	1/43.0
PENALTIES/YARDS:	4/45	8/76
FUMBLES/LOST:	2/1	0/0

INDIVIDUAL STATISTICS

PASSING: CLE: B.Mayfield 16-23-219 (2 TD, 1 INT); **CIN:** J.Burrow 36-61-316 (3 TD).
RUSHING: CLE: N.Chubb 22-124, K.Hunt 10-86, B.Mayfield 3-5; **CIN:** J.Mixon 16-46, J.Burrow 7-19, G.Bernard 1-3.
RECEIVING: CLE: O.Beckham 4-74, J.Landry 3-46, K.Hodge 2-39, A.Hooper 2-22, K.Hunt 2-15, H.Bryant 1-14, N.Chubb 1-9, A.Janovich 1-0; **CIN:** T.Boyd 7-72, D.Sample 7-45, G.Bernard 5-22, C.Uzomah 4-42, J.Mixon 4-40, M.Thomas 4-31, T.Higgins 3-35, A.Green 3-29.



WEEK 3, GAME 3



**WASHINGTON 20
BROWNS 34**
Sept. 27, 2020
FirstEnergy Stadium, Cleveland, Ohio



TEAM	1	2	3	4	F
Washington	7	0	13	0	20
Cleveland	0	17	0	17	34

SCORING SUMMARY

TEAM	Q	TIME	PLAY
Washington	1	1:44	D.Inman 17 yd. pass from D.Haskins (D.Hopkins kick) (8-75, 3:24)
Browns	2	10:46	C.Parkey 42 yd. Field Goal (13-42, 5:58)
Browns	2	5:58	N.Chubb 16 yd. run (C.Parkey kick) (3-28, 1:26)
Browns	2	0:32	K.Hunt 9 yd. pass from B.Mayfield (C.Parkey kick) (3-24, 1:23)
Washington	3	9:05	A.Gibson 2 yd. run (kick failed, wr) (6-49, 2:22)
Washington	3	2:20	D.Inman 11 yd. pass from D.Haskins (D.Hopkins kick) (12-54, 5:08)
Browns	4	11:14	H.Bryant 3 yd. pass from B.Mayfield (C.Parkey kick) (11-75, 6:06)
Browns	4	8:40	N.Chubb 20 yd. run (C.Parkey kick) (3-35, 1:23)
Browns	4	1:10	C.Parkey 30 yd. Field Goal (10-29, 5:20)

TEAM STATISTICS

	WAS	CLE
FIRST DOWNS:	19	19
TIME OF POSSESSION:	26:23	33:37
TOTAL NET YARDS: (RU/PA):	309 (103/206)	300 (158/142)
SACKS/YARDS	2/14	3/18
PUNTS/AVERAGE:	3/49.0	5/45.8
PENALTIES/YARDS:	4/40	6/50
FUMBLES/LOST:	4/2	1/0

INDIVIDUAL STATISTICS

PASSING: CLE: B.Mayfield 16-23-156 (2 TD); **WAS:** D.Haskins 21-37-224 (2 TD, 3 INT).
RUSHING: CLE: N.Chubb 19-108, K.Hunt 16-46, J.Natson 1-3, B.Mayfield 1-1; **WAS:** A.Gibson 9-49, A.Gandy-Golden 1-22, J.McKissic 5-15, P.Barber 3-6, I.Wright 1-6, T.McLaurin 1-3, D.Haskins 2-2.
RECEIVING: CLE: O.Beckham 4-59, J.Landry 4-36, A.Hooper 3-25, K.Hunt 2-18, A.Janovich 1-13, H.Bryant 1-3, N.Chubb 1-2; **WAS:** T.McClaurin 4-83, L.Thomas 4-31, I.Wright 4-24, D.Inman 3-38, J.McKissic 3-37, A.Gibson 3-11.



WEEK 4, GAME 4



**BROWNS 49
COWBOYS 38**
Oct. 4, 2020
AT&T Stadium, Arlington, Texas



TEAM	1	2	3	4	F
Cleveland	7	24	10	8	49
Dallas	14	0	0	24	38

SCORING SUMMARY

TEAM	Q	TIME	PLAY
Browns	1	12:13	O.Beckham 37 yd. pass from J.Landry (C.Parkey kick) (4-69, 1:09)
Cowboys	1	9:53	C.Lamb 43 yd. pass from D.Prescott (G.Zuerlein kick) (5-88, 2:20)
Cowboys	1	2:08	A.Cooper 20 yd. pass from D.Prescott (G.Zuerlein kick) (9-84, 4:02)
Browns	2	13:07	O.Beckham 4 yd. pass from B.Mayfield (C.Parkey kick) (9-75, 4:01)
Browns	2	9:22	A.Hooper 1 yd. pass from B.Mayfield (C.Parkey kick) (4-34, 1:53)
Browns	2	7:20	K.Hunt 2 yd. run (C.Parkey kick) (6-51, 1:47)
Browns	2	0:00	C.Parkey 37 yd. Field Goal (13-71, 3:53)
Browns	3	10:51	K.Hunt 14 yd. run (C.Parkey kick) (7-70, 4:09)
Browns	3	0:40	C.Parkey 44 yd. Field Goal (8-40, 4:46)
Cowboys	4	12:24	T.Pollard 3 yd. run (D.Prescott-E.Elliott pass) (11-77, 3:16)
Cowboys	4	6:31	D.Schultz 26 yd. pass from D.Prescott (D.Prescott run) (7-84, 1:50)
Cowboys	4	3:42	C.Lamb 5 yd. pass from D.Prescott (A.Cooper run) (11-80, 2:18)
Browns	4	3:25	O.Beckham 50 yd. run (S.Carson run) (1-50, 0:17)

TEAM STATISTICS

	CLE	DAL
FIRST DOWNS:	33	35
TIME OF POSSESSION:	33:27	26:33
TOTAL NET YARDS: (RU/PA):	508 (307/201)	566 (85/481)
SACKS/YARDS	3/21	2/1
PUNTS/AVERAGE:	4/42.8	3/44.3
PENALTIES/YARDS:	5/40	6/65
FUMBLES/LOST:	0/0	2/2

INDIVIDUAL STATISTICS

PASSING: CLE: B.Mayfield 19-30-165 (2 TD), J.Landry 1-1-37 (1 TD); **DAL:** D.Prescott 41-58-502 (4 TD, 1 INT).
RUSHING: CLE: D.Johnson 13-95, O.Beckham 2-73, K.Hunt 11-71, N.Chubb 6-43, D.Hilliard 5-19, B.Mayfield 3-6; **DAL:** E.Elliott 12-54, T.Pollard 3-16, D.Prescott 2-12, C.Lamb 1-3.
RECEIVING: CLE: O.Beckham 5-81, J.Landry 5-48, A.Hooper 5-34, H.Bryant 4-37, D.Hilliard 1-2; **DAL:** A.Cooper 12-134, E.Elliott 8-71, C.Lamb 5-79, D.Schultz 4-72, N.Brown 4-43, C.Wilson 3-34, M.Gallup 2-29, B.Bell 2-24, T.Pollard 1-16.



WEEK 5, GAME 5



**COLTS 23
BROWNS 32**
Oct. 11, 2020
FirstEnergy Stadium, Cleveland, Ohio



TEAM	1	2	3	4	F
Indianapolis	7	3	10	3	23
Cleveland	3	17	7	5	32

SCORING SUMMARY


TEAM	Q	TIME	PLAY
Browns	1	10:24	C.Parkey 24 yd. Field Goal (10-69, 4:36)
Colts	1	6:00	J.Taylor 4 yd. run (R.Blankenship kick) (9-72, 4:24)
Browns	2	14:06	K.Hunt 2 yd. pass from B.Mayfield (C.Parkey kick) (14-81, 6:54)
Colts	2	10:15	R.Blankenship 32 yd. Field Goal (7-61, 3:51)
Browns	2	5:58	R.Higgins 15 yd. pass from B.Mayfield (C.Parkey kick) (9-75, 4:17)
Browns	2	0:13	C.Parkey 36 yd. Field Goal (12-64, 4:00)
Browns	3	12:15	R.Harrison 47 yd. interception return (C.Parkey kick)
Colts	3	12:00	I.Rodgers 101 yd. kickoff return (R.Blankenship kick) (0-0, 0:15)
Colts	3	3:58	R.Blankenship 37 yd. Field Goal (10-29, 5:15)
Browns	4	14:39	Penalty on P.Rivers enforced in end zone for a Safety
Colts	4	2:50	R.Blankenship 25 yd. Field Goal (12-63, 4:15)
Browns	4	0:21	C.Parkey 46 yd. Field Goal (8-40, 2:29)

TEAM STATISTICS

	IND	CLE
FIRST DOWNS:	15	22
TIME OF POSSESSION:	25:15	34:45
TOTAL NET YARDS: (RU/PA):	308 (68/240)	385 (124/261)
SACKS/YARDS	1/4	1/3
PUNTS/AVERAGE:	1/54.0	2/46.5
PENALTIES/YARDS:	5/34	2/10
FUMBLES/LOST:	0/0	1/0

INDIVIDUAL STATISTICS

PASSING: CLE: B.Mayfield 21-37-247 (2 TD, 2 INT), O.Beckham 1-1-18; **IND:** P.Rivers 21-33-243 (2 INT).
RUSHING: CLE: K.Hunt 20-72, D.Johnson 8-32, B.Mayfield 2-17, A.Janovich 2-4, O.Beckham 1-(-1); **IND:** J.Taylor 12-57 (TD), N.Hines 3-8, A.Dulin 1-3, J.Wilkins 1-1, P.Rivers 1-(-1).
RECEIVING: CLE: O.Beckham 5-58, A.Hooper 5-57, J.Landry 4-88, R.Higgins 3-31 (TD), K.Hunt 3-21 (TD), D.Njoku 1-6, D.Johnson 1-4; **IND:** T.Hilton 6-69, T.Burton 5-33, M.Johnson 3-53, N.Hines 2-22, J.Taylor 2-17, Z.Pascal 2-15, A.Dulin 1-34.



WEEK 6, GAME 6



**BROWNS 7
STEELERS 38**
Oct. 18, 2020
Heinz Field, Pittsburgh, Pa.



TEAM	1	2	3	4	F
Cleveland	0	7	0	0	7
Pittsburgh	10	14	7	7	38

SCORING SUMMARY

TEAM	Q	TIME	PLAY
Steelers	1	10:35	C.Boswell 35 yd. Field Goal (11-58, 4:25)
Steelers	1	8:58	M.Fitzpatrick 33 yd. interception return (C.Boswell kick)
Steelers	2	10:28	J.Conner 3 yd. run (C.Boswell kick) (7-88, 3:37)
Steelers	2	5:43	J.Washington 28 yd. pass from B.Roethlisberger (C.Boswell kick) (4-50, 1:58)
Browns	2	1:01	R.Higgins 13 yd. pass from B.Mayfield (C.Parkey kick) (9-75, 4:42)
Steelers	3	0:52	C.Claypool 3 yd. run (C.Boswell kick) (8-28, 5:03)
Steelers	4	8:08	B.Snell 1 yd. run (C.Boswell kick) (9-55, 5:35)

TEAM STATISTICS

	CLE	PIT
FIRST DOWNS:	12	18
TIME OF POSSESSION:	25:54	34:06
TOTAL NET YARDS: (RU/PA):	220 (75/145)	277 (129/148)
SACKS/YARDS	2/20	4/20
PUNTS/AVERAGE:	6/40.3	5/41.8
PENALTIES/YARDS:	7/55	6/45
FUMBLES/LOST:	1/0	0/0

INDIVIDUAL STATISTICS

PASSING: CLE: B.Mayfield 10-18-119 (TD, 2 INT), C.Keenum 5-10-46; **PIT:** B.Roethlisberger 14-22-162 (TD).
RUSHING: CLE: K.Hunt 13-40, D.Hilliard 4-29, B.Mayfield 1-5, D.Johnson 4-1; **PIT:** J.Conner 20-101 (TD), B.Snell 6-17 (TD), C.Claypool 2-7 (TD), B.Roethlisberger 3-5, A.McFarland 3-2, M.Rudolph 3-(-3).
RECEIVING: CLE: A. Hooper 5-52, J.Landry 3-40, O.Beckham 2-25, K.Hunt 2-17, R.Higgins 1-13 (TD), H.Bryant 1-11, D.Njoku 1-7; **PIT:** C.Claypool 4-74, J.Washington 4-68 (TD), E.Ebron 2-9, J.Smith-Schuster 2-6, A.McFarland 1-6, B.Snell 1-4, J.Conner 1-1.



WEEK 7, GAME 7



**BROWNS 37
BENGALS 34**

Oct. 25, 2020

Paul Brown Stadium, Cincinnati, Ohio



TEAM	1	2	3	4	F
Cleveland	3	7	7	20	37
Cincinnati	7	10	3	14	34

SCORING SUMMARY

TEAM	Q	TIME	PLAY
Bengals	1	6:47	J.Burrow 1 yd. run (R.Bullock kick) (3-24, 1:34)
Browns	1	1:21	C.Parkey 43 yd. Field Goal (5-8, 1:39)
Bengals	2	11:09	R.Bullock 37 yd. Field Goal (11-62, 5:12)
Browns	2	3:39	H.Bryant 3 yd. pass from B.Mayfield (C.Parkey kick) (11-75, 7:30)
Bengals	2	0:15	T.Boyd 11 yd. pass from J.Burrow (R.Bullock kick) (10-75, 3:24)
Browns	3	9:32	H.Bryant 6 yd. pass from B.Mayfield (C.Parkey kick) (9-75, 5:28)
Bengals	3	2:51	R.Bullock 23 yd. Field Goal (12-71, 6:41)
Browns	4	13:13	D.Njoku 16 yd. pass from B.Mayfield (C.Parkey kick) (8-79, 4:38)
Bengals	4	8:45	T.Higgins 16 yd. pass from J.Burrow (R.Bullock kick) (12-80, 4:28)
Browns	4	4:53	K.Hunt 8 yd. pass from B.Mayfield (C.Parkey kick) (7-75, 3:52)
Bengals	4	1:06	G.Bernard 3 yd. pass from J.Burrow (R.Bullock kick) (10-75, 3:47)
Browns	4	0:11	D.Peoples-Jones 24 yd. pass from B.Mayfield (kick failed, wl) (5-75, 0:55)

TEAM STATISTICS

	CLE	CIN
FIRST DOWNS:	23	31
TIME OF POSSESSION:	27:05	32:55
TOTAL NET YARDS: (RU/PA):	398 (82/316)	468 (81/387)
SACKS/YARDS	4/35	0/0
PUNTS/AVERAGE:	1/50.0	0/0.0
PENALTIES/YARDS:	5/40	7/45
FUMBLES/LOST:	0/0	3/1

INDIVIDUAL STATISTICS

PASSING: CLE: B.Mayfield 22-28-297 (5 TD, INT); CIN: J.Burrow 35-47-406 (3 TD, INT).
RUSHING: CLE: K.Hunt 18-76, J.Landry 2-4, D.Johnson 1-3, B.Mayfield 1-(-1); CIN: G.Bernard 13-37, J.Burrow 6-34 (TD), T.Higgins 1-7, S.Perine 1-3.
RECEIVING: CLE: R.Higgins 6-110, J.Landry 5-48, H.Bryant 4-56 (2 TD), D.Peoples-Jones 2-56 (TD), K.Hunt 3-26 (TD), D.Njoku 2-20 (TD); IND: T.Boyd 11-101 (TD), A.Green 7-82, T.Higgins 5-71 (TD), G.Bernard 5-59 (TD), D.Sample 5-52, M.Thomas 2-54, S.Perine 1-3.



WEEK 8, GAME 8



**RAIDERS 16
BROWNS 6**

Nov. 1, 2020

FirstEnergy Stadium, Cleveland, Ohio



TEAM	1	2	3	4	F
Las Vegas	0	6	0	10	16
Cleveland	0	3	3	0	6

SCORING SUMMARY

TEAM	Q	TIME	PLAY
Browns	2	13:35	C.Parkey 41 yd. Field Goal (14-60, 7:52)
Raiders	2	5:17	D.Carlson 29 yd. Field Goal (16-58, 8:18)
Raiders	2	0:00	D.Carlson 33 yd. Field Goal (12-51, 4:02)
Browns	3	8:47	C.Parkey 38 yd. Field Goal (11-55, 6:13)
Raiders	4	14:53	H.Renfrow 4 yd. pass from D.Carr (D.Carlson kick) (15-75, 8:54)
Raiders	4	4:24	D.Carlson 24 yd. Field Goal (13-74, 8:47)

TEAM STATISTICS

	LV	CLE
FIRST DOWNS:	24	14
TIME OF POSSESSION:	37:43	22:17
TOTAL NET YARDS: (RU/PA):	309 (208/101)	233 (101/122)
SACKS/YARDS	0/0	2/11
PUNTS/AVERAGE:	1/56.0	2/54.5
PENALTIES/YARDS:	5/25	7/59
FUMBLES/LOST:	1/0	1/1

INDIVIDUAL STATISTICS

PASSING: CLE: B.Mayfield 12-25-122; LV: D.Carr 15-24-122 (TD).
RUSHING: CLE: K.Hunt 14-66, B.Mayfield 6-29, D.Johnson 2-6; LV: J.Jacobs 31-128, D.Carr 6-41, D.Booker 5-29, J.Richard 1-6, A.England 1-3, H.Ruggs 1-1.
RECEIVING: CLE: J.Landry 4-52, H.Bryant 3-25, K.Hunt 2-7, D.Njoku 1-19, R.Higgins 1-14, D.Johnson 1-5; LV: D.Waller 5-28, H.Renfrow 4-26 (TD), J.Witten 2-21, H.Ruggs 2-8, D.Booker 1-17, J.Richard 1-12.



WEEK 10, GAME 9



**TEXANS 7
BROWNS 10**
Nov. 15, 2020
FirstEnergy Stadium, Cleveland, Ohio



TEAM	1	2	3	4	F
Houston	0	0	0	7	7
Cleveland	3	0	0	7	10

SCORING SUMMARY

TEAM	Q	TIME	PLAY
Browns	1	8:27	C.Parkey 41 yd. Field Goal (12-52, 6:33)
Browns	4	13:32	N.Chubb 9 yd. run (C.Parkey kick) (9-64, 5:01)
Texans	4	4:59	P.Brown 16 yd. pass from D.Watson (K.Fairbairn kick) (7-90, 2:52)

TEAM STATISTICS

	HOU	CLE
FIRST DOWNS:	16	20
TIME OF POSSESSION:	26:40	33:20
TOTAL NET YARDS: (RU/PA):	243 (90/153)	356 (231/125)
SACKS/YARDS	1/7	2/10
PUNTS/AVERAGE:	4/48.5	4/43.5
PENALTIES/YARDS:	6/49	6/63
FUMBLES/LOST:	0/0	1/0

INDIVIDUAL STATISTICS

PASSING: CLE: B.Mayfield 12-20-132; **HOU:** D.Watson 20-30-163 (TD).
RUSHING: CLE: N.Chubb 19-126 (TD), K.Hunt 19-104, B.Mayfield 3-1; **HOU:** D.Johnson 14-54, D.Watson 8-36.
RECEIVING: CLE: R.Higgins 3-48, J.Landry 3-29, K.Hunt 3-28, D.Peoples-Jones 2-16, A.Hooper 1-11; **HOU:** B.Cooks 6-39, W.Fuller 5-38, R.Cobb 3-41, P.Brown 2-21 (TD), D.Fells 1-15, K.Stills 1-6, J.Akins 1-5, C. Prorise 1-(-2).



WEEK 11, GAME 10



**EAGLES 17
BROWNS 22**
Nov. 22, 2020
FirstEnergy Stadium, Cleveland, Ohio



TEAM	1	2	3	4	F
Philadelphia	0	0	7	10	17
Cleveland	0	7	5	10	22

SCORING SUMMARY

TEAM	Q	TIME	PLAY
Browns	2	13:35	S.Takitaki 50 yd. interception return (C.Parkey kick)
Eagles	3	11:53	R.Rodgers 19 yd. pass from C.Wentz (J.Elliott kick) (1-19, 0:06)
Browns	3	8:59	C.Parkey 46 yd. Field Goal (5-47, 2:54)
Browns	3	3:11	C.Wentz sacked in end zone by O.Vernon for a Safety
Eagles	4	11:24	J.Elliott 43 yd. Field Goal (7-38, 2:30)
Browns	4	9:13	K.Hunt 5 yd. run (C.Parkey kick) (4-79, 2:11)
Browns	4	3:49	C.Parkey 28 yd. Field Goal (10-43, 4:32)
Eagles	4	0:30	D.Goedert 4 yd. pass from C.Wentz (J.Elliott kick) (8-47, 1:09)

TEAM STATISTICS

	PHI	CLE
FIRST DOWNS:	19	17
TIME OF POSSESSION:	28:16	31:44
TOTAL NET YARDS: (RU/PA):	315 (106/209)	324 (137/187)
SACKS/YARDS	3/17	5/26
PUNTS/AVERAGE:	6/41.5	5/45.0
PENALTIES/YARDS:	5/33	3/53
FUMBLES/LOST:	2/1	2/1

INDIVIDUAL STATISTICS

PASSING: CLE: B.Mayfield 12-22-204; **PHI:** C.Wentz 21-35-235 (2 TD, 2 INT).
RUSHING: CLE: N.Chubb 20-114, K.Hunt 13-11 (TD), B.Mayfield 6-9, J.Landry 1-3; **PHI:** M.Sanders 16-66, B.Scott 5-24, C.Wentz 3-10, J.Hurts 1-6.
RECEIVING: CLE: K.Hodge 3-73, R.Higgins 3-65, A.Hooper 3-33, J.Landry 2-23, K.Hunt 1-10; **PHI:** D.Goedert 5-77 (TD), J.Reagor 4-52, B.Scott 3-26, M.Sanders 3-15, G.ward 3-9, R.Rodgers 2-48 (TD), T.Fulgham 1-8.



WEEK 12, GAME 11



**BROWNS 27
JAGUARS 25**

Nov. 29, 2020

TIAA Bank Field, Jacksonville, FL



TEAM	1	2	3	4	F
Cleveland	7	10	3	7	27
Jacksonville	3	10	6	6	25

SCORING SUMMARY

TEAM	Q	TIME	PLAY
Jaguars	1	6:35	A.Rosas 54 yd. Field Goal (6-14, 3:11)
Browns	1	3:40	J.Landry 5 yd. pass from B.Mayfield (C.Parkey kick) (5-55, 2:55)
Jaguars	2	13:37	A.Rosas 24 yd. Field Goal (11-69, 5:03)
Browns	2	7:03	C.Parkey 24 yd. Field Goal (14-69, 6:34)
Jaguars	2	4:14	C.Johnson 46 yd. pass from M.Glennon (A.Rosas kick) (5-77, 2:49)
Browns	2	1:10	A.Hooper 9 yd. pass from B.Mayfield (C.Parkey kick) (8-84, 3:04)
Jaguars	3	11:41	T.Eifert 2 yd. pass from M.Glennon (pass failed) (6-30, 3:07)
Browns	3	6:45	C.Parkey 45 yd. Field Goal (10-38, 4:56)
Browns	4	14:13	N.Chubb 1 yd. run (C.Parkey kick) (8-90, 3:57)
Jaguars	4	2:14	J.Robinson 4 yd. run (pass failed) (11-78, 3:15)

TEAM STATISTICS

	CLE	JAX
FIRST DOWNS:	25	22
TIME OF POSSESSION:	32:41	27:19
TOTAL NET YARDS: (RU/PA):	459 (207/252)	375 (140/235)
SACKS/YARDS	0/0	2/6
PUNTS/AVERAGE:	1/47.0	3/45.7
PENALTIES/YARDS:	6/47	5/24
FUMBLES/LOST:	1/1	0/0

INDIVIDUAL STATISTICS

PASSING: CLE: B.Mayfield 19-29-258 (2 TD); JAX: M.Glennon 20-35-235 (2 TD).
RUSHING: CLE: N.Chubb 19-144 (TD), K.Hunt 10-62, B.Mayfield 4-1; JAX: J.Robinson 22-128 (TD), M.Glennon 2-6, L.Shenault 1-6.
RECEIVING: CLE: J.Landry 8-143 (TD), N.Chubb 3-32, K.Hodge 3-31, A.Hooper 2-13 (TD), R.Higgins 1-15, H.Bryant 1-13, S.Carlson 1-11; JAX: J.Robinson 5-31, C.Johnson 4-96 (TD), K.Cole 3-44, L.Shenault 3-31, T.Eifert 3-16, J.O'Shaughnessy 2-17.



WEEK 13, GAME 12



**BROWNS 41
TITANS 35**

Dec. 6, 2020

Nissan Stadium, Nashville, TN



TEAM	1	2	3	4	F
Cleveland	10	28	3	0	41
Tennessee	0	7	14	14	35

SCORING SUMMARY

TEAM	Q	TIME	PLAY
Browns	1	10:43	C.Parkey 27 yd. Field Goal (8-66, 4:17)
Browns	1	3:19	J.Landry 2 yd. pass from B.Mayfield (C.Parkey kick) (9-59, 4:32)
Browns	2	14:56	K.Lamm 1 yd. pass from B.Mayfield (C.Parkey kick) (6-21, 3:13)
Titans	2	13:14	C.Davis 17 yd. pass from R.Tannehill (S.Gostkowski kick) (4-74, 1:42)
Browns	2	13:04	D.Peoples-Jones 75 yd. pass from B.Mayfield (C.Parkey kick) (1-75, 0:10)
Browns	2	5:46	R.Higgins 17 yd. pass from B.Mayfield (C.Parkey kick) (11-90, 5:38)
Browns	2	0:55	N.Chubb 1 yd. run (C.Parkey kick) (9-65, 3:22)
Titans	3	13:52	M.Pruitt 22 yd. pass from R.Tannehill (run failed) (3-75, 1:08)
Titans	3	9:08	M.Pruitt 3 yd. fumble recovery (R.Tannehill run) (6-61, 2:10)
Browns	3	5:29	C.Parkey 43 yd. Field Goal (8-50, 3:39)
Titans	4	1:23	J.McNichols 1 yd. run (S.Gostkowski kick) (15-91, 4:20)
Titans	4	0:28	C.Batson 8 yd. pass from R.Tannehill (S.Gostkowski kick) (4-13, 0:20)

TEAM STATISTICS

	CLE	TEN
FIRST DOWNS:	26	25
TIME OF POSSESSION:	36:46	23:14
TOTAL NET YARDS: (RU/PA):	458 (188/340)	431 (62/369)
SACKS/YARDS	3/20	0/0
PUNTS/AVERAGE:	3/41.0	3/46.0
PENALTIES/YARDS:	13/92	5/52
FUMBLES/LOST:	1/1	4/2

INDIVIDUAL STATISTICS

PASSING: CLE: B.Mayfield 25-33-334 (4 TD), J.Landry 1-1-6; TEN: R.Tannehill 29-45-289 (3 TD, INT).
RUSHING: CLE: N.Chubb 18-80 (TD), K.Hunt 14-33, B.Mayfield 4-5; TEN: D.Henry 15-60, J.McNichols 2-2 (TD), C.Batson 1-0.
RECEIVING: CLE: J.Landry 8-62 (TD), R.Higgins 6-95 (TD), K.Hunt 3-24, D.Peoples-Jones 2-92 (TD), A.Hooper 2-24, N.Chubb 1-26, B.Mayfield 1-6, D.Johnson 1-5, D.Njoku 1-5, K.Lamm 1-1 (TD); TEN: C.Davis 11-182 (TD), A.Firkser 5-51, A.Brown 4-87, J.McNichols 3-15, C.Batson 3-14 (TD), M.Pruitt 1-22 (TD), A.Humphries 1-9, D.Henry 1-9.



WEEK 14, GAME 13



**RAVENS 47
BROWNS 42**
Dec. 14, 2020
FirstEnergy Stadium, Cleveland, Ohio



TEAM	1	2	3	4	F
Baltimore	7	14	13	13	47
Cleveland	7	7	6	22	42

SCORING SUMMARY

TEAM	Q	TIME	PLAY
Browns	1	9:06	N.Chubb 7 yd. run (C.Parkey kick) (11-81, 5:54)
Ravens	1	3:04	L.Jackson 5 yd. run (J.Tucker kick) (9-73, 6:02)
Ravens	2	7:49	G.Edwards 11 yd. run (J.Tucker kick) (8-80, 4:41)
Browns	2	4:16	N.Chubb 14 yd. run (C.Parkey kick) (7-75, 3:33)
Ravens	2	0:30	L.Jackson 17 yd. run (J.Tucker kick) (4-56, 0:31)
Ravens	3	12:47	G.Edwards 19 yd. run (J.Tucker kick) (4-75, 2:13)
Browns	3	9:06	K.Hunt 5 yd. run (kick failed, wr) (11-75, 3:41)
Ravens	3	4:21	J.Dobbins 1 yd. run (kick blocked) (1-1, 0:03)
Browns	4	13:36	R.Higgins 21 yd. pass from B.Mayfield (B.Mayfield-D.Peoples-Jones pass) (12-75, 5:45)
Browns	4	6:33	B.Mayfield 5 yd. run (C.Parkey kick) (12-70, 6:13)
Ravens	4	1:51	M.Brown 44 yd. pass from L.Jackson (J.Dobbins run) (9-79, 4:42)
Browns	4	1:04	K.Hunt 22 yd. pass from B.Mayfield (C.Parkey kick) (4-75, 0:47)
Ravens	4	0:02	J.Tucker 55 yd. Field Goal (6-38, 1:02)
Ravens	4	0:00	J.Landry OB in end zone, forced by M.Humphrey, for a Safety

TEAM STATISTICS

	BAL	CLE
FIRST DOWNS:	25	33
TIME OF POSSESSION:	28:03	31:57
TOTAL NET YARDS: (RU/PA):	385 (231/154)	493 (138/355)
SACKS/YARDS	0/0	4/22
PUNTS/AVERAGE:	4/43.0	2/45.5
PENALTIES/YARDS:	8/69	8/75
FUMBLES/LOST:	1/0	7/0

INDIVIDUAL STATISTICS

PASSING: CLE: B.Mayfield 28-47-343 (2 TD, INT), J.Landry 1-1-6; **BAL:** L.Jackson 11-17-163 (TD), T.McSorley 1-4-13.
RUSHING: CLE: N.Chubb 17-82 (2 TD), K.Hunt 6-33 (TD), B.Mayfield 5-23 (TD); **BAL:** L.Jackson 9-124 (2 TD), J.Dobbins 13-53 (TD), G.Edwards 7-49 (2 TD), J.Hill 1-4, T.McSorley 2-1.
RECEIVING: CLE: K.Hunt 6-77 (TD), R.Higgins 6-68 (TD), J.Landry 6-52, D.Peoples-Jones 3-74, D.Njoku 3-45, H.Bryant 3-18, N.Chubb 2-21; **BAL:** M.Andrews 5-75, W.Snead 3-29, M.Brown 2-50 (TD), M.Boykin 1-15, G.Edwards 1-4.



WEEK 15, GAME 14



**BROWNS 20
GIANTS 6**
Dec. 20, 2020
MetLife Stadium, East Rutherford, N.J.



TEAM	1	2	3	4	F
Cleveland	0	13	0	7	20
New York	3	0	0	3	6

SCORING SUMMARY

TEAM	Q	TIME	PLAY
Giants	1	4:12	G.Gano 37 yd. Field Goal (7-38, 2:53)
Browns	2	12:31	A.Hooper 2 yd. pass from B.Mayfield (C.Parkey kick) (13-75, 6:41)
Browns	2	0:21	J.Landry 2 yd. pass from B.Mayfield (kick failed, hru) (10-95, 4:55)
Browns	4	12:53	N.Chubb 1 yd. run (C.Parkey kick) (14-95, 8:04)
Giants	4	4:07	G.Gano 39 yd. Field Goal (9-56, 2:18)

TEAM STATISTICS

	CLE	NYG
FIRST DOWNS:	24	14
TIME OF POSSESSION:	34:03	25:57
TOTAL NET YARDS: (RU/PA):	392 (106/286)	288 (74/214)
SACKS/YARDS	1/7	1/11
PUNTS/AVERAGE:	3/40.0	2/34.5
PENALTIES/YARDS:	6/60	2/25
FUMBLES/LOST:	1/0	1/0

INDIVIDUAL STATISTICS

PASSING: CLE: B.Mayfield 27-32-297 (2 TD); **NYG:** C.McCoy 19-31-221, R.Dixon 1-0-0.
RUSHING: CLE: N.Chubb 15-50 (TD), D.Johnson 4-24, K.Hunt 7-21, B.Mayfield 4-11; **NYG:** A.Morris 7-39, W.Gallman 9-29, D.Lewis 1-4, C.McCoy 2-3, E.Penny 1-2, S.Shepard 1-(-3).
RECEIVING: CLE: J.Landry 7-61 (TD), A.Hooper 5-41 (TD), R.Higgins 4-76, D.Peoples-Jones 3-55, K.Hunt 3-7, H.Bryant 2-19, N.Chubb 2-16, D.Njoku 1-22; **NYG:** D.Slayton 4-74, S.Shepard 4-51, E.Engam 4-46, D.Lewis 2-14, G.Tate 2-13, L.Toilolo 1-14, E.Penny 1-9, K.Smith 1-0.



WEEK 16, GAME 15



**BROWNS 16
JETS 23**

Dec. 27, 2020

MetLife Stadium, East Rutherford, N.J.



TEAM	1	2	3	4	F
Cleveland	3	0	7	6	16
New York	7	6	7	3	23

SCORING SUMMARY

TEAM	Q	TIME	PLAY
Browns	1	9:26	C.Parkey 44 yd. Field Goal (9-34, 3:53)
Jets	1	0:34	B.Berrios 43 yd. pass from J.Crowder (S.Ficken kick) (5-66, 2:19)
Jets	2	13:33	C.Herdon 11 yd. pass from S.Darnold (kick blocked) (4-30, 1:21)
Jets	3	10:26	J.Crowder 30 yd. pass from S.Darnold (S.Ficken kick) (8-75, 4:34)
Browns	3	2:56	N.Chubb 1 yd. run (C.Parkey kick) (9-60, 2:45)
Browns	4	12:38	K.Hunt 4 yd. run (kick failed, hlu) (12-83, 3:43)
Jets	4	2:52	S.Ficken 34 yd. Field Goal (4-1, 0:22)

TEAM STATISTICS

	CLE	NYJ
FIRST DOWNS:	23	18
TIME OF POSSESSION:	28:12	31:48
TOTAL NET YARDS: (RU/PA):	299 (45/254)	333 (131/202)
SACKS/YARDS	2/16	4/31
PUNTS/AVERAGE:	6/41.8	7/37.1
PENALTIES/YARDS:	6/51	7/58
FUMBLES/LOST:	3/2	0/0

INDIVIDUAL STATISTICS

PASSING: CLE: B.Mayfield 28-53-285; **NYJ:** S.Darnold 16-32-175 (2 TD), J.Crowder 1-1-43 (TD).
RUSHING: CLE: N.Chubb 11-28 (TD), K.Hunt 4-11 (TD), B.Mayfield 3-6; **NYJ:** F.Gore 14-48, L.Perine 9-30, S.Darnold 7-20, J.Crowder 1-14, T.Johnson 2-13, B.Perriman 1-6.
RECEIVING: CLE: A.Hooper 7-71, J.Bradley 5-60, N.Chubb 5-38, D.Njoku 4-26, K.Hunt 3-41, H.Bryant 3-37, M.Hall 1-12; **NYJ:** J.Crowder 7-92 (TD), C.Herdon 4-34 (TD), B.Berrios 3-60 (TD), L.Perine 1-14, D.Brown 1-13, F.Gore 1-5.



WEEK 17, GAME 16



**STEELERS 22
BROWNS 24**

Jan. 3, 2021

FirstEnergy Stadium, Cleveland, OH



TEAM	1	2	3	4	F
Pittsburgh	0	6	3	13	22
Cleveland	7	3	7	7	24

SCORING SUMMARY

TEAM	Q	TIME	PLAY
Browns	1	9:29	N.Chubb 47 yd. run (C.Parkey kick) (6-85, 2:41)
Browns	2	9:45	C.Parkey 23 yd. Field Goal (10-70, 4:20)
Steelers	2	4:10	M.Wright 29 yd. Field Goal (11-66, 5:35)
Steelers	2	1:07	M.Wright 46 yd. Field Goal (8-48, 1:18)
Steelers	3	8:29	M.Wright 46 yd. Field Goal (7-52, 2:51)
Browns	3	3:48	A.Hooper 2 yd. pass from B.Mayfield (C.Parkey kick) (8-76, 4:41)
Browns	4	14:57	J.Landry 3 yd. run (C.Parkey kick) (4-20, 1:34)
Steelers	4	10:07	C.Claypool 28 yd. pass from M.Rudolph (M.Wright kick) (13-75, 4:50)
Steelers	4	1:23	J.Smith-Schuster 2 yd. pass from M.Rudolph (pass failed) (7-65, 2:14)

TEAM STATISTICS

	PIT	CLE
FIRST DOWNS:	18	21
TIME OF POSSESSION:	27:50	32:10
TOTAL NET YARDS: (RU/PA):	394 (85/309)	358 (192/166)
SACKS/YARDS	4/30	1/8
PUNTS/AVERAGE:	3/43.3	3/46.3
PENALTIES/YARDS:	2/15	4/19
FUMBLES/LOST:	0/0	0/0

INDIVIDUAL STATISTICS

PASSING: CLE: B.Mayfield 17-27-196 (TD); **PIT:** M.Rudolph 22-39-315 (2 TD, INT), J.Dobbs 4-5-2.
RUSHING: CLE: N.Chubb 14-108 (TD), B.Mayfield 6-44, K.Hunt 10-37, J.Landry 1-3 (TD); **PIT:** J.Conner 9-37, J.Dobbs 2-20, A.McFarland 5-17, B.Snell 3-10, M.Rudolph 1-1.
RECEIVING: CLE: J.Landry 5-61, A.Hooper 4-37 (TD), R.Higgins 2-55, K.Hodge 2-25, D.Njoku 2-13, D.Peoples-Jones 1-11, K.Hunt 1-4; **PIT:** J.Smith-Schuster 6-65 (TD), C.Claypool 5-101 (TD), V.McDonald 5-33, J.Conner 5-25, Di.Johnson 3-96, R.McCloud 2-f-3).



AFC WILD CARD ROUND

**BROWNS 48
STEELERS 37**

Jan. 10, 2021
Heinz Field, Pittsburgh, PA



TEAM	1	2	3	4	F
Cleveland	28	7	0	13	48
Pittsburgh	0	10	13	13	37

SCORING SUMMARY

TEAM	Q	TIME	PLAY
Browns	1	14:46	K.Joseph fumble recovery in end zone (C.Parkey kick)
Browns	1	9:46	J.Landry 40 yd. pass from B.Mayfield (C.Parkey kick) (3-46, 0:58)
Browns	1	4:40	K.Hunt 11 yd. run (C.Parkey kick) (6-65, 3:00)
Browns	1	1:56	K.Hunt 8 yd. run (C.Parkey kick) (3-15, 1:22)
Steelers	2	1:44	J.Conner 1 yd. run (C.Boswell kick) (13-89, 5:36)
Browns	2	0:34	A.Hooper 7 yd. pass from B.Mayfield (C.Parkey kick) (9-64, 1:10)
Steelers	2	0:00	C.Boswell 49 yd. Field Goal (5-37, 0:34)
Steelers	3	7:22	E.Ebron 17 yd. pass from B.Roethlisberger (pass failed) (8-84, 3:45)
Steelers	3	2:57	J.Smith-Schuster 5 yd. pass from B.Roethlisberger (C.Boswell kick) (12-68, 3:25)
Browns	4	12:32	N.Chubb 40 yd. pass from B.Mayfield (C.Parkey kick) (6-80, 2:20) 42 23
Steelers	4	11:08	C.Claypool 29 yd. pass from B.Roethlisberger (pass failed) (4-76, 1:24)
Browns	4	4:28	C.Parkey 24 yd. Field Goal (13-59, 6:40)
Browns	4	2:51	C.Parkey 37 yd. Field Goal (4-6, 0:25)
Steelers	4	1:09	C.Claypool 7 yd. pass from B.Roethlisberger (B.Roethlisberger-J. Conner pass) (8-77, 1:42)

TEAM STATISTICS

	CLE	PIT
FIRST DOWNS:	20	34
TIME OF POSSESSION:	27:14	32:46
TOTAL NET YARDS: (RU/PA):	390 (127/263)	553 (52/501)
SACKS/YARDS	0/0	0/0
PUNTS/AVERAGE:	5/39.6	3/41.7
PENALTIES/YARDS:	3/20	4/25
FUMBLES/LOST:	0/0	1/1

INDIVIDUAL STATISTICS

PASSING: CLE: B.Mayfield 21-34-263 (3 TD); PIT: B.Roethlisberger 47-68-501 (4 TD, 4 INT).
RUSHING: CLE: N.Chubb 18-76, K.Hunt 8-48 (2 TD), B.Mayfield 5-3; PIT: J.Conner 11-37 (TD), B.Snell 2-13, D.Watt 2-2, B.Roethlisberger 1-0.
RECEIVING: CLE: A.Hooper 7-46 (TD), J.Landry 5-92 (TD), N.Chubb 4-69 (TD), R.Higgins 2-28, K.Hunt 1-13, D.Peoples-Jones 1-8, D.Njoku 1-7 PIT: J.Smith-Schuster 13-157 (TD),



AFC DIVISIONAL ROUND

**BROWNS 17
CHIEFS 22**

Jan. 17, 2021
Arrowhead Stadium, Kansas City, MO



TEAM	1	2	3	4	F
Cleveland	3	0	7	7	17
Kansas City	6	13	3	0	22

SCORING SUMMARY

TEAM	Q	TIME	PLAY
Chiefs	1	9:11	P.Mahomes 1 yd. run (kick failed, wl) (10-75, 5:49)
Browns	1	2:41	C.Parkey 46 yd. Field Goal (12-47, 6:30)
Chiefs	2	13:48	T.Kelce 20 yd. pass from P.Mahomes (H.Butker kick) (7-75, 3:53)
Chiefs	2	3:09	H.Butker 50 yd. Field Goal (13-53, 6:29)
Chiefs	2	0:02	H.Butker 28 yd. Field Goal (9-70, 1:32)
Browns	3	9:29	J.Landry 4 yd. pass from B.Mayfield (C.Parkey kick) (8-77, 4:38)
Chiefs	3	4:24	H.Butker 33 yd. Field Goal (11-60, 5:05)
Browns	4	11:07	K.Hunt 3 yd. run (C.Parkey kick) (18-75, 8:17)

TEAM STATISTICS

	CLE	KC
FIRST DOWNS:	21	24
TIME OF POSSESSION:	29:23	30:37
TOTAL NET YARDS: (RU/PA):	308 (112/196)	438 (123/315)
SACKS/YARDS	1/6	1/8
PUNTS/AVERAGE:	2/47.5	0/0.0
PENALTIES/YARDS:	3/25	7/55
FUMBLES/LOST:	1/1	0/0

INDIVIDUAL STATISTICS

PASSING: CLE: B.Mayfield 23-37-204 (TD, INT); KC: P.Mahomes 21-30-255 (TD), C.Henne 6-8-66 (INT).
RUSHING: CLE: N.Chubb 13-69, K.Hunt 6-32 (TD), B.Mayfield 3-11; KC: D.Williams 13-78, P.Mahomes 3-14 (TD), C.Henne 2-12, T.Hill 3-9, L.Bell 2-6, M.Hardman 1-4.
RECEIVING: CLE: J.Landry 7-20 (TD), R.Higgins 5-88, D.Njoku 4-59, A.Hooper 2-16, N.Chubb 2-4, D.Peoples-Jones 1-23, K.Hunt 1-2, B.Mayfield 1-(-8); KC: T.Hill 8-110, T.Kelce 8-109 (TD), M.Hardman (4-58), D.Williams 4-16, B.Pringle 2-14, D.Robinson 1-14.



INDIVIDUAL CAREER PLAYOFF RECORDS

SCORING

Most Points

63	Lou Groza (1950-59, 1961-67); 12 FG, 27 PAT
46	Matt Bahr (1981-89); 8 FG, 22 PAT
36	Earnest Byner (1984-88, 1994-95); 6 TD
30	Webster Slaughter (1986-91); 5 TD
30	Gary Collins (1962-71); 5 TD
30	Otto Graham (1950-55); 5 TD
27	Don Cockroft (1968-80); 5 FG, 12 PAT
24	Brian Brennan (1984-91); 4 TD
19	Mark Moseley (1988); 5 FG, 4 PAT

Most Total TDs

6	Earnest Byner (1984-88, 1994-95); 4 Rush, 2 Rec
5	Webster Slaughter (1986-91); 5 Rec
5	Gary Collins (1962-71); 5 Rec
5	Otto Graham (1950-55); 5 Rush
4	Brian Brennan (1984-91); 4 Rec
3	Kareem Hunt (2020); 3 Rush
3	Leroy Kelly (1964-73); 2 Rush, 1 Rec
3	Dante Lavelli (1950-56); 3 Rec
3	Ray Renfro (1952-63); 3 Rec

Most Return TDs (defense or special teams)

1	Don Paul (1954-58)
1	Dale Lindsey (1965-72)
1	Fred Summers (1969-71)
1	Ron Bolton (1976-82)
1	Eric Metcalf (1989-94)
1	Frank Minnifield (1984-92)
1	Karl Joseph (2020)

Most Extra Points

27	Lou Groza (1950-59, 1961-67)
22	Matt Bahr (1981-89)
12	Don Cockroft (1968-80)

Most Field Goals

12	Lou Groza (1950-59, 1961-67)
8	Matt Bahr (1981-89)
5	Mark Moseley (1986)
5	Don Cockroft (1968-80)

Highest Field Goal Percentage

100.0	Phil Dawson (1999-2003); 2-2
100.0	Cody Parkey (2020); 2-2
80.00	Matt Bahr (1981-89); 8-10
63.16	Lou Groza (1950-59, 1961-67); 12-19
62.50	Mark Moseley (1986); 5-8

Most Safeties

1	D.D. Hoggard (1985-87)
1	Bill Willis (1950-53)

RUSHING

Most Rushing Attempts

107	Kevin Mack (1985-93)
100	Leroy Kelly (1964-73)
82	Earnest Byner (1984-88, 1994-95)
66	Jim Brown (1957-65)
55	Otto Graham (1950-55)
41	Bo Scott (1969-74)

Most Rushing Yards

480	Earnest Byner (1984-88, 1994-95)
424	Kevin Mack (1985-93)
417	Leroy Kelly (1964-73)
292	Otto Graham (1950-55)
241	Jim Brown (1957-65)
206	Harry Jagade (1951-53)
169	Bo Scott (1969-74)
145	Nick Chubb (2020)
118	Marion Motley (1950-53)

Most Rushing TDs

5	Otto Graham (1950-55)
4	Earnest Byner (1984-88, 1994-95)
3	Kareem Hunt (2020)
2	Harry Jagade (1951-53)
2	Leroy Kelly (1964-73)
2	Bo Scott (1969-74)

Best Rushing Average

11.50	Calvin Hill (1978-81); 2-23
9.83	Milt Plum (1957-61); 6-59
8.80	Chet Hanulak (1954, 1957); 5-44

PASSING

Most Pass Attempts

260	Bernie Kosar (1985-93)
167	Otto Graham (1950-55)
132	Bill Nelsen (1968-72)
72	Frank Ryan (1962-68)
71	Baker Mayfield (2020)
61	Vinny Testaverde (1993-95)
43	Kelly Holcomb (2001-03)

Most Pass Completions

146	Bernie Kosar (1985-93)
89	Otto Graham (1950-55)
68	Bill Nelsen (1968-72)
44	Baker Mayfield (2020)
35	Frank Ryan (1962-68)
33	Vinny Testaverde (1993-95)
26	Kelly Holcomb (2001-03)

Highest Completion Percentage (minimum 15 attempts)

68.0	Mike Pagan (1986-90); 17-25
62.0	Baker Mayfield (2020); 44-71
60.5	Kelly Holcomb (2001-03); 26-43
56.2	Bernie Kosar (1985-93); 146-260
54.1	Vinny Testaverde (1993-95); 33-61
53.3	Otto Graham (1950-55); 89-167

Most Passing Yards

1,860	Bernie Kosar (1985-93)
1,204	Otto Graham (1950-55)
839	Bill Nelsen (1968-72)
534	Frank Ryan (1962-68)
467	Baker Mayfield (2020)
429	Kelly Holcomb (2001-03)
412	Vinny Testaverde (1993-95)

INDIVIDUAL CAREER PLAYOFF RECORDS

Most Passing TDs

15	Bernie Kosar (1985-93)
10	Otto Graham (1950-55)
6	Frank Ryan (1962-68)
4	Baker Mayfield (2020)
3	Kelly Holcomb (2001-03)
3	Bill Nelsen (1968-72)

Highest Quarterback Rating (minimum 15 attempts)

107.6	Kelly Holcomb (2001-03) 26-43-429-3-1
98.6	Mike Pagel (1986-90) 17-25-179-2-1
94.0	Baker Mayfield (2020) 44-71-467-4-1
83.3	Paul McDonald (1980-85) 18-37-281-1-0
81.9	Bernie Kosar (1985-93) 146-260-1,860-15-10
78.1	Frank Ryan (1962-68) 35-72-534-6-4
72.6	Vinny Testaverde (1993-95) 33-61-412-2-2
64.1	Otto Graham (1950-55) 89-167-1,204-10-13

Most Passes Intercepted

13	Otto Graham (1950-55)
10	Bernie Kosar (1985-93)
8	Bill Nelsen (1968-72)

Fewest Passes Intercepted (minimum 35 attempts)

0	Paul McDonald (1980-85)
1	Baker Mayfield (2020)
1	Kelly Holcomb (2001-03)
2	Vinny Testaverde (1993-95)
3	Brian Sipe (1973-83)

RECEIVING

Most Receptions

27	Ozzie Newsome (1978-90)
26	Reggie Langhorne (1985-91)
26	Dante Lavelli (1950-56)
24	Paul Warfield (1964-69, 1976-77)
23	Webster Slaughter (1986-91)
23	Brian Brennan (1984-91)
22	Earnest Byner (1984-88, 1994-95)
19	Kevin Mack (1985-93)
19	Gary Collins (1962-71)
18	Leroy Kelly (1964-73)

Most Receiving Yards

404	Paul Warfield (1964-69, 1976-77)
381	Webster Slaughter (1986-91)
375	Dante Lavelli (1950-56)
373	Ozzie Newsome (1978-90)
370	Reggie Langhorne (1985-91)
321	Brian Brennan (1984-91)
275	Gary Collins (1962-71)
230	Milt Morin (1966-75)
225	Earnest Byner (1984-88, 1994-95)
223	Darrel Brewster (1952-58)

Highest Receiving Average

35.00	Kevin Johnson (1999-2003); 4-140
32.50	Andre' Davis (2002-04); 2-65
31.00	Ricky Feacher (1976-84); 4-124
23.00	Fair Hooker (1969-74); 4-92
21.00	Dave Logan (1976-83); 3-63

Most Receiving TDs

5	Webster Slaughter (1986-91)
5	Gary Collins (1962-71)
4	Brian Brennan (1984-91)
3	Ray Renfro (1952-63)
3	Dante Lavelli (1950-56)

INTERCEPTIONS

Most Passes Intercepted

4	Ken Konz (1953-59)
4	Felix Wright (1985-90)
4	Warren Lahr (1950-59)
4	Ken Gorgal (1950, 1953-54)

Most Interception Return Yards

97	Don Paul (1954-58)
88	Walt Sumner (1969-74)
48	Frank Minnifield (1984-92)

Highest Average Gain on Interceptions (minimum 2 int.)

48.50	Don Paul (1954-58); 2-97
21.00	Ron Bolton (1976-82); 2-42
20.50	Daylon McCutcheon (1999-2006); 2-41
15.00	Len Ford (1950-57); 3-45

Most TDs on Interceptions

1	Ron Bolton (1976-82)
1	Frank Minnifield (1984-92)
1	Walt Sumner (1969-74)
1	Dale Lindsey (1965-72)
1	Don Paul (1954-58)

PUNTING

Most Punts

33	Horace Gillom (1950-56)
27	Don Cockroft (1968-80)
20	Jeff Gossett (1983, 1985-87)

Most Punt Yards

1,346	Horace Gillom (1950-56)
965	Don Cockroft (1968-80)
792	Jeff Gossett (1983, 1985-87)

Best Gross Punting Average

48.50	Steve Cox (1981-84); 6-291
44.33	Lee Johnson (1987-88); 3-133
42.50	Gary Collins (1962-71); 14-595

Most Punts Inside 20 Yard Line

6	Jeff Gossett (1983, 1985-87)
3	Jamie Gillan (2020)
3	Max Runager (1988)
2	Tom Tupa (1993-95)

INDIVIDUAL CAREER PLAYOFF RECORDS

PUNT RETURNS

Most Punt Returns

21	Gerald McNeil (1986-89)
8	Leroy Kelly (1964-73)
7	Ken Konz (1953-59)
7	Billy Reynolds (1953-54, 1957)
6	Cliff Lewis (1950-51)

Most Punt Return Yards

199	Gerald McNeil (1986-89)
110	Leroy Kelly (1964-73)
97	Billy Reynolds (1953-54, 1957)
70	Dennis Northcutt (2000-06)
57	Dino Hall (1979-83)
46	Cliff Lewis (1950-51)

Highest Punt Return Average

38.00	Thom Darden (1972-74, 1976-81); 1-38
35.00	Dennis Northcutt (2000-06); 2-70
13.86	Billy Reynolds (1953-54, 1957); 7-97
13.75	Leroy Kelly (1964-73); 8-110

KICKOFF RETURNS

Most Kickoff Returns

16	Eric Metcalf (1989-94)
14	Gerald McNeil (1986-89)
11	Ben Davis (1967-68, 1970-73)
9	Ken Carpenter (1950-53)

Most Kickoff Return Yards

392	Eric Metcalf (1989-94)
246	Gerald McNeil (1986-89)
208	Ken Carpenter (1950-53)
200	Ben Davis (1967-68, 1970-73)
167	Jim Brown (1957-65)

Highest Kickoff Return Average

32.00	Randy Baldwin (1991-94); 1-32
32.00	Leroy Kelly (1964-73); 2-64
29.0	Walter Roberts (1964-66); 4-116

COMBINED NET YARDS

Combined Net Yards, Most Attempts

128	Leroy Kelly (1964-73); 100 R, 18 P, 8 KR, 2 PR
126	Kevin Mack (1985-93); 107 R, 19 P
104	Earnest Byner (1984-88, 1994-95); 82 R, 22 P

Combined Net Yards, Most Yards

781	Leroy Kelly (1964-73); 417 R, 190 P, 64 KR, 110 PR
705	Earnest Byner (1984-88, 1994-95); 480 R, 225 P
573	Kevin Mack (1985-93); 424 R, 149 P

Combined Net Yards, High Average

38.00	Thom Darden (1972-74, 1976-81); 1-38
35.00	Kevin Johnson (1999-2003); 4-140
32.00	Randy Baldwin (1991-94); 1-32
31.00	Ricky Feacher (1976-84); 4-124

SCRIMMAGE YARDS

Scrimmage Yards, Most Attempts

126	Kevin Mack (1985-93); 107 R, 19 P
118	Leroy Kelly (1964-73); 100 R, 18 P
104	Earnest Byner (1984-88, 1994-95); 82 R, 22 P

Scrimmage Yards, Most Yards

705	Earnest Byner (1984-88, 1994-95); 480 R, 225 P
607	Leroy Kelly (1964-73); 417 R, 190 P
573	Kevin Mack (1985-93); 424 R, 149 P

Scrimmage Yards, High Average

35.00	Kevin Johnson (1999-2003); 4-140
31.00	Ricky Feacher (1976-84); 4-124
23.00	Fair Hooker (1969-74); 4-92
21.00	Dave Logan (1976-83); 3-63

INDIVIDUAL SINGLE-GAME PLAYOFF RECORDS

SCORING		Opponent, Longest Field Goal Made	
Most Points		51	Fuad Reveiz (01/04/1986 at Miami Dolphins)
18	Gary Collins (12/27/1964 vs. Baltimore Colts); 3 TD	50	Harrison Butker (01/17/2021 at Kansas City Chiefs)
18	Otto Graham (12/26/1954 vs. Detroit Lions); 3 TD	49	Chris Boswell (01/10/21 at Pittsburgh Steelers)
		49	Tony Zendejas (12/24/1988 vs. Houston Oilers)
Opponent, Most Points		47	Mike Clark (12/21/1968 vs. Dallas Cowboys)
18	Tom Matte (12/29/1968 vs. Baltimore Colts); 3 TD	46	Garo Yepremian (12/24/1972 at Miami Dolphins)
18	Craig Baynham (12/24/1967 at Dallas Cowboys); 3 TD	46	Frank Leahy (01/03/1987 vs. New York Jets)
Most Total TDs		Most Safeties	
3	Gary Collins (12/27/1964 vs. Baltimore Colts); 3 Rec	1	D.D. Hoggard (01/17/1988 at Denver Broncos)
3	Otto Graham (12/26/1954 vs. Detroit Lions); 3 Rush	1	Bill Willis (12/17/1950 vs. New York Giants)
Opponent, Most Total TDs		Opponent, Most Safeties	
3	Tom Matte (12/29/1968 vs. Baltimore Colts); 3 Rush	1	Carnell Lake (01/07/1995 at Pittsburgh Steelers)
3	Craig Baynham (12/24/1967 at Dallas Cowboys); 2 Rush, 1 Rec		
Most Return TDs (defense or special teams)		RUSHING	
1	Eric Metcalf (01/06/1990 vs. Buffalo Bills)	Most Rushing Attempts	
1	Frank Minnifield (01/09/1988 vs. Indianapolis Colts)	27	Jim Brown (12/27/1964 vs. Baltimore Colts)
1	Ron Bolton (01/04/1981 vs. Oakland Raiders)	26	Kevin Mack (01/11/1987 vs. Denver Broncos)
1	Fred Summers (12/28/1969 at Dallas Cowboys)	25	William Green (01/05/2003 at Pittsburgh Steelers)
1	Dale Lindsey (12/21/1968 vs. Dallas Cowboys)	23	Earnest Byner (01/09/1988 vs. Indianapolis Colts)
1	Don Paul (12/26/1955 at Los Angeles Rams)	20	Kevin Mack (01/03/1987 vs. New York Jets)
		20	Jim Brown (12/29/1957 at Detroit Lions)
Most Extra Points - Made		Opponent, Most Rushing Attempts	
8	Lou Groza (12/26/1954 vs. Detroit Lions)	26	Sammy Winder (01/11/1987 vs. Denver Broncos)
6	Cody Parkey (01/10/2021 at Pittsburgh Steelers)		
5	Matt Bahr (01/09/1988 vs. Indianapolis Colts)		
5	Don Cockroft (12/28/1969 at Dallas Cowboys)		
5	Lou Groza (12/26/1955 at Los Angeles Rams)		
Opponent, Most Extra Points - Made		Most Rushing Yards	
8	Jim Martin (12/29/1957 vs. Detroit Lions)	161	Earnest Byner (01/04/1986 at Miami Dolphins)
		122	Earnest Byner (01/09/1988 vs. Indianapolis Colts)
		114	Jim Brown (12/27/1964 vs. Baltimore Colts)
		104	Harry Jagade (12/28/1952 vs. Detroit Lions)
		102	Harry Jagade (12/27/1953 vs. Detroit Lions)
Most Field Goals Attempted		Opponent, Most Rushing Yards	
6	Mark Moseley (01/03/1987 vs. New York Jets)	133	Barry Foster (01/07/1995 at Pittsburgh Steelers)
4	Matt Stover (01/01/1995 vs. New England Patriots)		
4	Don Cockroft (01/04/1981 vs. Oakland Raiders)		
4	Lou Groza (12/27/1953 vs. Detroit Lions)		
Most Field Goals - Made		Most Rushing TDs	
3	Matt Bahr (12/24/1988 vs. Houston Oilers)	3	Otto Graham (12/26/1954 vs. Detroit Lions)
3	Mark Moseley (01/03/1987 vs. New York Jets)	2	Earnest Byner (01/04/1986 at Miami Dolphins)
3	Lou Groza (12/27/1953 at Detroit Lions)	2	Bo Scott (12/28/1969 at Dallas Cowboys)
		2	Otto Graham (12/26/1955 at Los Angeles Rams)
		2	Kareem Hunt (01/10/2021 at Pittsburgh Steelers)
Opponent, Most Field Goals - Made		Opponent, Most Rushing TDs	
3	Harrison Butker (01/17/2021 at Kansas City Chiefs)	3	Tom Matte (12/29/1968 vs. Baltimore Colts)
3	Don Chandler (01/02/1966 at Green Bay Packers)		
3	Rich Karlis (01/11/1987 vs. Denver Broncos)		
3	David Treadwell (01/14/1990 at Denver Broncos)		
Longest Field Goal Made		Longest Rush	
52	Matt Bahr (01/08/1983 at Los Angeles Raiders)	66t	Earnest Byner (01/04/1986 at Miami Dolphins)
52	Lou Groza (12/23/1951 at Los Angeles Rams)	46	Leroy Kelly (12/24/1967 at Dallas Cowboys)
47	Matt Bahr (01/06/1990 vs. Buffalo Bills)	46	Jim Brown (12/27/1964 vs. Baltimore Colts)
45	Matt Bahr (01/06/1990 vs. Buffalo Bills)	42	Marion Motley (12/28/1952 vs. Detroit Lions)
		39	Leroy Kelly (12/28/1969 at Dallas Cowboys)
		Opponent, Longest Rush	
		67t	Doak Walker (12/28/1952 vs. Detroit Lions)

INDIVIDUAL SINGLE-GAME PLAYOFF RECORDS

Best Rushing Average (minimum 11 attempts)

10.06	Earnest Byner (01/04/1986 at Miami Dolphins); 16-161
8.25	Otto Graham (12/24/1950 vs. Los Angeles Rams); 12-99
6.93	Harry Jagade (12/28/1952 vs. Detroit Lions); 15-104

PASSING

Most Pass Attempts

64	Bernie Kosar (01/03/1987 vs. New York Jets)
44	Bernie Kosar (01/14/1990 at Denver Broncos)
43	Kelly Holcomb (01/05/2003 at Pittsburgh Steelers)
41	Bernie Kosar (01/17/1988 at Denver Broncos)
40	Brian Sipe (01/04/1981 vs. Oakland Raiders)
40	Otto Graham (12/23/1951 at Los Angeles Rams)

Opponent, Most Pass Attempts

68	Ben Roethlisberger (01/10/2021 at Pittsburgh Steelers)
54	Jim Kelly (01/06/1990 vs. Buffalo Bills)
50	Drew Bledsoe (01/01/1995 vs. New England Patriots)

Most Pass Completions

33	Bernie Kosar (01/03/1987 vs. New York Jets)
26	Kelly Holcomb (01/05/2003 at Pittsburgh Steelers)
26	Bernie Kosar (01/17/1988 at Denver Broncos)
23	Baker Mayfield (01/17/2021 at Kansas City Chiefs)
22	Otto Graham (12/24/1950 vs. Los Angeles Rams)
21	Baker Mayfield (01/10/2021 at Pittsburgh Steelers)
20	Vinny Testaverde (01/01/1995 vs. New England Patriots)
20	Bernie Kosar (01/06/1990 vs. Buffalo Bills)
20	Bernie Kosar (01/09/1988 vs. Indianapolis Colts)
20	Otto Graham (12/28/1952 vs. Detroit Lions)

Opponent, Most Pass Completions

47	Ben Roethlisberger (01/10/2021 at Pittsburgh Steelers)
30	Tommy Maddox (01/05/2003 at Pittsburgh Steelers)
28	Jim Kelly (01/06/1990 vs. Buffalo Bills)

Highest Completion Percentage (minimum 15 attempts)

68.97	Bernie Kosar (01/06/1990 vs. Buffalo Bills); 20-29
68.75	Otto Graham (12/24/1950 vs. Los Angeles Rams); 22-32
68.00	Mike Pagel (12/24/1988 vs. Houston Oilers); 17-25
66.67	Vinny Testaverde (01/01/1995 vs. New England Patriots); 20-30
66.67	Bill Nelsen (12/28/1969 at Dallas Cowboys); 18-27

Opponent, Highest Completion Percentage (minimum 15 attempts)

70.00	Patrick Mahomes (01/17/2021 at Kansas City Chiefs)
69.56	Neil O'Donnell (01/07/1995 at Pittsburgh Steelers); 16-23
69.11	Ben Roethlisberger (01/10/2021 at Pittsburgh Steelers); 47-68

Most Passing Yards

489	Bernie Kosar (01/03/1987 vs. New York Jets)
429	Kelly Holcomb (01/05/2003 at Pittsburgh Steelers)
356	Bernie Kosar (01/17/1988 at Denver Broncos)
298	Otto Graham (12/24/1950 vs. Los Angeles Rams)
281	Paul McDonald (01/08/1983 at Los Angeles Raiders)

Opponent, Most Passing Yards

501	Ben Roethlisberger (01/10/2021 at Pittsburgh Steelers)
405	Jim Kelly (01/06/1990 vs. Buffalo Bills)
385	John Elway (01/14/1990 at Denver Broncos)

Most Passing TDs

4	Otto Graham (12/24/1950 vs. Los Angeles Rams)
3	Baker Mayfield (01/10/2021 at Pittsburgh Steelers)
3	Kelly Holcomb (01/05/2003 at Pittsburgh Steelers)
3	Bernie Kosar (01/06/1990 vs. Buffalo Bills)
3	Bernie Kosar (01/17/1988 at Denver Broncos)
3	Bernie Kosar (01/09/1988 vs. Indianapolis Colts)
3	Frank Ryan (12/27/1964 vs. Baltimore Colts)
3	Otto Graham (12/26/1954 vs. Detroit Lions)

Opponent, Most Passing TDs

4	Ben Roethlisberger (01/10/2021 at Pittsburgh Steelers)
4	Jim Kelly (01/06/1990 vs. Buffalo Bills)
4	Tobin Rote (12/29/1957 at Detroit Lions)

Highest Quarterback Rating (minimum 15 attempts)

130.10	Bernie Kosar (01/06/1990 vs. Buffalo Bills)
124.74	Otto Graham (12/24/1950 vs. Los Angeles Rams)
117.13	Frank Ryan (12/27/1964 vs. Baltimore Colts)
115.2	Baker Mayfield (01/10/2021 at Pittsburgh Steelers)
116.67	Otto Graham (12/26/1954 vs. Detroit Lions)
107.61	Kelly Holcomb (01/05/2003 at Pittsburgh Steelers)

Most Passes Intercepted

5	Mike Phipps (12/24/1972 at Miami Dolphins)
---	--

Opponent, Most Passes Intercepted

6	Norm Van Brocklin (12/26/55 at Los Angeles Rams)
6	Bobby Layne (12/26/1954 vs. Detroit Lions)

RECEIVING

Most Receptions

11	Dante Lavelli (12/24/1950 vs. Los Angeles Rams)
8	Paul Warfield (12/28/1969 at Dallas Cowboys)
7	Jarvis Landry (01/17/2021 at Kansas City Chiefs)
7	Austin Hooper (01/10/2021 at Pittsburgh Steelers)
7	Michael Jackson (01/01/1995 vs. New England Patriots)
7	Earnest Byner (01/17/1988 at Denver Broncos)
7	Herman Fontenot (01/11/1987 vs. Denver Broncos)
7	Mac Speedie (12/23/1951 at Los Angeles Rams)

Opponent, Most Receptions

13	JuJu Smith-Schuster (01/10/2021 at Pittsburgh Steelers)
13	Thurman Thomas (01/06/1990 vs. Buffalo Bills)

Most Receiving Yards

140	Kevin Johnson (01/05/2003 at Pittsburgh Steelers)
130	Gary Collins (12/27/1964 vs. Baltimore Colts)
128	Dante Lavelli (12/24/1950 vs. Los Angeles Rams)
124	Ricky Feacher (01/08/1983 at Los Angeles Raiders)
122	Michael Jackson (01/01/1995 vs. New England Patriots)

Opponent, Most Receiving Yards

157	JuJu Smith-Schuster (01/10/2021 at Pittsburgh Steelers)
150	Thurman Thomas (01/06/1990 vs. Buffalo Bills)

Highest Receiving Average (minimum 3 receptions)

38.00	Webster Slaughter (01/06/1990 vs. Buffalo Bills); 3-114
35.00	Kevin Johnson (01/05/2003 at Pittsburgh Steelers); 4-140
33.00	Paul Warfield (12/24/1967 at Dallas Cowboys); 3-99

INDIVIDUAL SINGLE-GAME PLAYOFF RECORDS

Most Receiving TDs

3	Gary Collins (12/27/1964 vs. Baltimore Colts)
2	Dennis Northcutt (01/05/2003 at Pittsburgh Steelers)
2	Brian Brennan (01/14/1990 at Denver Broncos)
2	Webster Slaughter (01/06/1990 vs. Buffalo Bills)
2	Webster Slaughter (12/24/1988 vs. Houston Oilers)
2	Ray Renfro (12/26/1954 vs. Detroit Lions)
2	Dante Lavelli (12/24/1950 vs. Los Angeles Rams)

Opponent, Most Receiving TDs

2	Chase Claypool (01/10/2021 at Pittsburgh Steelers)
2	Steve Junker (12/29/1957 at Detroit Lions)
2	Thurman Thomas (01/06/1990 vs. Buffalo Bills)

Longest Reception

83	Kevin Johnson (01/05/2003 at Pittsburgh Steelers)
75t	Paul Warfield (12/24/1967 at Dallas Cowboys)
53	Earnest Byner (01/17/1988 vs. Denver Broncos)
52t	Webster Slaughter (01/06/1990 vs. Buffalo Bills)
51t	Gary Collins (12/27/1964 vs. Baltimore Colts)

Opponent, Longest Reception

86t	Bob Hayes (12/24/1967 at Dallas Cowboys)
-----	--

INTERCEPTIONS

Most Passes Intercepted

2	8 times; most recent Daylon McCutcheon (01/05/2003 at Pittsburgh Steelers)
---	--

Opponent, Most Passes Intercepted

2	5 times; most recent Dennis Smith (01/14/1990 at Denver Broncos)
---	--

Most Interception Return Yards

88t	Walt Sumner (12/28/1969 at Dallas Cowboys)(TD)
65	Don Paul (12/26/1955 at Los Angeles Rams)

Opponent, Most Interception Return Yards

60t	Cornell Green (12/24/1967 at Dallas Cowboys) (TD)
-----	---

Longest Interception Return

88t	Walt Sumner (12/28/1969 at Dallas Cowboys) (TD)
-----	---

Opponent, Longest Interception Return

60t	Cornell Green (12/24/1967 at Dallas Cowboys) (TD)
-----	---

Highest Avg. Gain on Interceptions (minimum 2 int.)

22.50	Len Ford (12/26/1954 vs. Detroit Lions); 2-45
21.00	Ron Bolton (01/04/1981 vs. Oakland Raiders); 2-42
20.50	Daylon McCutcheon (01/05/2003 at Pittsburgh Steelers); 2-41

Most TDs on Interceptions

1	5 times; (most recent Frank Minnifield 01/09/1988 vs. Indianapolis Colts)
---	---

PUNTING

Most Punts

9	Horace Gillom (12/17/1950 vs. New York Giants)
---	--

Opponents, Most Punts

14	Dave Jennings (01/03/1987 vs. New York Jets)
----	--

Most Punt Yards

363	Horace Gillom (12/17/1950 vs. New York Giants)
338	Bryan Wagner (01/14/1990 at Denver Broncos)

Opponent, Most Punt Yards

530	Dave Jennings (01/03/1987 vs. New York Jets)
-----	--

Longest Punt

68	Horace Gillom (12/24/1950 vs. Los Angeles Rams)
62	Horace Gillom (12/28/1952 vs. Detroit Lions)
61	Johnny Evans (01/04/1981 vs. Oakland Raiders)
59	Lee Johnson (01/17/1988 at Denver Broncos)
58	Jeff Gossett (01/11/1987 vs. Denver Broncos)
58	Gary Collins (12/27/1964 vs. Baltimore Colts)

Opponent, Longest Punt

72	Yale Lary (12/27/1953 vs. Detroit Lions)
72	Charlie Conerly (12/17/1950 vs. New York Giants)

Best Gross Punting Average (minimum 2 punts)

48.50	Steve Cox (01/08/1983 at Los Angeles Raiders); 6-291
48.00	Lee Johnson (01/17/1988 at Denver Broncos); 2-96

*The Browns have never had a punt blocked in post-season and have never blocked an opponent's punt.

PUNT RETURNS

Most Punt Returns

7	Gerald McNeil (01/03/1987 vs. New York Jets)
5	Dino Hall (01/04/1981 vs. Oakland Raiders)
4	Ray Renfro (12/28/1952 vs. Detroit Lions)

Opponent, Most Punt Returns

5	Greg Pruitt (01/08/1983 at Los Angeles Raiders)
---	---

Most Punt Return Yards

71	Leroy Kelly (12/26/1971 vs. Baltimore Colts)
70	Dennis Northcutt (01/05/2003 at Pittsburgh Steelers)
65	Gerald McNeil (01/03/1987 vs. New York Jets)
57	Dino Hall (01/04/1981 vs. Oakland Raiders)
54	Billy Reynolds (12/27/1953 at Detroit Lions)

Opponent, Most Punt Return Yards

141	Bob Hayes (12/24/1967 at Dallas Cowboys)
-----	--

Highest Punt Return Average (minimum 3 returns)

23.67	Leroy Kelly (12/26/1971 vs. Baltimore Colts); 3-71
18.00	Billy Reynolds (12/27/1953 at Detroit Lions); 3-54

Opponent, Highest Punt Return Average (minimum 3 returns)

47.0	Bob Hayes (12/24/1967 at Dallas Cowboys); 3-141
------	---

INDIVIDUAL SINGLE-GAME PLAYOFF RECORDS

Longest Punt Return

59	Dennis Northcutt (01/05/2003 at Pittsburgh Steelers)
48	Leroy Kelly (12/26/71 vs. Baltimore Colts)
42	Billy Reynolds (12/26/1954 vs. Detroit Lions)
38	Thom Darden (12/24/1972 at Miami Dolphins)

Opponent, Longest Punt Return

68	Bob Hayes (12/24/1967 at Dallas Cowboys)
66t	Antwaan Randle El (01/05/2003 at Pittsburgh Steelers)

Punt Return for Touchdown

0

Opponent, Punt Return for Touchdown

1	Antwaan Randle El, 66t (01/05/2003 at Pittsburgh Steelers)
---	--

KICKOFF RETURNS

Most Kickoff Returns

6	Eric Metcalf (01/14/1990 at Denver Broncos)
5	Gerald McNeil (01/17/1988 at Denver Broncos)
5	Ken Carpenter (12/23/1951 at Los Angeles Rams)
4	Eric Metcalf (01/06/1990 vs. Buffalo Bills)
4	Gerald McNeil (01/11/1987 vs. Denver Broncos)
4	Dino Hall (01/08/1983 at Los Angeles Raiders)
4	Bo Scott (01/04/1970 at Minnesota Vikings)
4	Ben Davis (12/21/1968 vs. Dallas Cowboys)
4	Ben Davis (12/24/1967 at Dallas Cowboys)
4	Jim Brown (12/29/1957 at Detroit Lions)

Opponent, Most Kickoff Returns

6	Ray-Ray McCloud (01/10/2021 at Pittsburgh Steelers)
6	Albert Bentley (01/09/1988 vs. Indianapolis Colts)

Most Kickoff Return Yards

159	Eric Metcalf (01/06/1990 vs. Buffalo Bills)
132	Ken Carpenter (12/23/1951 at Los Angeles Rams)
118	Eric Metcalf (01/14/1990 at Denver Broncos)
107	Jim Brown (12/29/1957 at Detroit Lions)
95	Walter Roberts (01/02/1966 at Green Bay Packers)

Opponent, Most Kickoff Return Yards

146	Ray-Ray McCloud (01/10/2021 at Pittsburgh Steelers)
127	Woodley Lewis (12/26/1955 at Los Angeles Rams)

Highest Kickoff Return Average (minimum 3 returns)

39.75	Eric Metcalf (01/06/1990 vs. Buffalo Bills); 4-159
31.67	Walter Roberts (01/02/1966 at Green Bay Packers); 3-95

Longest Kickoff Return

90t	Eric Metcalf (01/06/1990 vs. Buffalo Bills)
50	Jim Brown (12/29/1957 at Detroit Lions)
46	Billy Reynolds (12/26/1954 vs. Detroit Lions)
46	Leroy Kelly (01/02/1966 at Green Bay Packers)
41	Jim Brown (12/21/1958 at New York Giants)

Opponent, Longest Kickoff Return

43	Woodley Lewis (12/26/1955 at Los Angeles Rams)
----	--

Kickoff Return for Touchdown, Game

1	Eric Metcalf, 90t (01/06/1990 vs. Buffalo Bills)
---	--

Opponent, Kickoff Return for Touchdown, Game

0

COMBINED NET YARDS

Combined Net Yards, Most Attempts

30	Jim Brown (12/27/1964 vs. Baltimore Colts); 27 R, 3 P
28	Kevin Mack (01/11/1987 vs. Denver Broncos); 26 R, 2 P
27	William Green (01/05/2003 at Pittsburgh Steelers); 25 R, 2 P

Combined Net Yards, Most Yards

195	Ken Carpenter (12/23/1951 at Los Angeles Rams); 14 R, 49 P, 132 KR
187	Earnest Byner (01/17/1988 at Denver Broncos); 67 R, 120 P

Combined Net Yards, High Average (minimum 12 attempts)

16.25	Ken Carpenter (12/23/1951 at Los Angeles Rams); 12-195
9.30	Earnest Byner (01/04/1986 at Miami Dolphins); 20-186

SCRIMMAGE YARDS

Scrimmage Yards, Most Attempts

30	Jim Brown (12/27/1964 vs. Baltimore Colts); 27 R, 3 P
28	Kevin Mack (01/11/1987 vs. Denver Broncos); 26 R, 2 P
27	William Green (01/05/2003 at Pittsburgh Steelers); 25 R, 2 P

Scrimmage Yards, Most Yards

187	Earnest Byner (01/17/1988 at Denver Broncos); 67 R, 120 P
186	Earnest Byner (01/04/1986 at Miami Dolphins); 161 R, 25 P

Scrimmage Yards, High Average (minimum 12 attempts)

9.30	Earnest Byner (01/04/1986 at Miami Dolphins); 20-186
8.50	Earnest Byner (01/17/1988 at Denver Broncos); 22-187

TEAM SINGLE-GAME PLAYOFF RECORDS

SCORING		Most Touchdowns Passing Against	
Most Points		5	(12/29/1957 at Detroit Lions)
56	(12/26/1954 vs. Detroit Lions); 8 PAT, 8 TD (W, 56-10)	4	(01/06/1990 vs. Buffalo Bills)
48	(01/10/2021 at Pittsburgh Steelers); 6 TD, 6 PAT, 2 FG (W, 48-37)	4	(01/10/2020 at Pittsburgh Steelers)
38	(01/09/1988 vs. Indianapolis Colts); 1 FG, 5 PAT, 5 TD (W, 38-21)	Most Points After Touchdown	
38	(12/28/1969 at Dallas Cowboys); 1 FG, 5 PAT, 5 TD (W, 38-14)	8	(12/26/1954 vs. Detroit Lions)
38	(12/26/1955 at Los Angeles Rams); 1 FG, 5 PAT, 5 TD (W, 38-14)	6	(01/10/2021 at Pittsburgh Steelers)
		5	(01/09/1988 vs. Indianapolis Colts)
		5	(12/28/1969 at Dallas Cowboys)
		5	(12/26/1955 at Los Angeles Rams)
Fewest Points Against		Most Points After Touchdown Against	
0	(12/27/1964 vs. Baltimore Colts) (W, 27-0)	8	(12/29/1957 at Detroit Lions)
3	(12/17/1950 vs. New York Giants); 1 FG (W, 8-3)	7	(12/24/1967 at Dallas Cowboys)
Most Points, Both Teams		Most Field Goals	
85	(01/10/2021 at Pittsburgh Steelers); 11 TD, 3 FG, 8 PAT, 1 2-PT (W, 48-37)	3	(12/24/1988 vs. Houston Oilers)
73	(12/29/1957 at Detroit Lions); 1 FG, 10 PAT, 10 TD (L, 14-59)	3	(01/03/1987 vs. New York Jets)
71	(01/17/1988 at Denver Broncos); 2 FG, 9 PAT, 9 TD (L, 33-38)	3	(12/27/1953 at Detroit Lions)
69	(01/05/2003 at Pittsburgh Steelers); 2 FG, 7 PAT, 1 2-PT, 9 TD (L, 33-36)	Most Field Goals Against	
		3	(01/17/2021 at Kansas City Chiefs)
		3	(01/14/1990 at Denver Broncos)
		3	(01/11/1987 vs. Denver Broncos)
		3	(01/02/1966 at Green Bay Packers)
Fewest Points, Both Teams		Most Safeties For	
10	(12/21/1958 at New York Giants); 1 FG, 1 PAT, 1 TD (L, 0-10)	1	(01/17/1988 at Denver Broncos)
11	(12/17/1950 vs. New York Giants); 3 FG (W, 8-3)	1	(12/17/1950 vs. New York Giants)
Most Touchdowns		Most Safeties Against	
8	(12/26/1954 vs. Detroit Lions); 5 Rush, 3 Recv	1	(01/07/1995 at Pittsburgh Steelers)
6	(01/10/2021 at Pittsburgh Steelers); 3 Recv, 2 Rush, 1 FR in end zone	1	(01/01/1995 vs. New England Patriots)
5	(01/09/1988 vs. Indianapolis Colts); 1 Rush, 3 Recv, 1 Ret	Most Safeties, Both Teams	
5	(12/28/1969 at Dallas Cowboys); 3 Rush, 1 Recv, 1 Ret	1	(01/07/1995 at Pittsburgh Steelers)
5	(12/26/1955 at Los Angeles Rams); 4 Rush, 1 Ret	1	(01/17/1988 at Denver Broncos)
		1	(12/17/1950 vs. New York Giants)
Most Touchdowns Against		Most Points 1st Quarter	
8	(12/29/1957 at Detroit Lions); 2 Rush, 5 Recv, 1 Ret	28	(01/10/2021 at Pittsburgh Steelers)
7	(12/24/1967 at Dallas Cowboys); 4 Rush, 2 Recv, 1 Ret	14	(12/26/1954 vs. Detroit Lions)
		9	(01/02/1966 at Green Bay Packers)
Most Touchdowns Rushing		Most Points 2nd Quarter	
5	(12/26/1954 vs. Detroit Lions)	21	(12/26/1954 vs. Detroit Lions)
3	(12/28/1969 at Dallas Cowboys)	14	(01/06/1990 vs. Buffalo Bills)
		14	(12/26/1955 at Los Angeles Rams)
Most Touchdowns Rushing Against		Most Points 3rd Quarter	
4	(12/29/1968 vs. Baltimore Colts)	21	(01/14/1990 at Denver Broncos)
4	(12/24/1967 at Dallas Cowboys)	21	(01/17/1988 at Denver Broncos)
3	(01/08/1983 at Los Angeles Raiders)	Most Points 4th Quarter	
		17	(01/09/1988 vs. Indianapolis Colts)
Most Touchdowns Rushing, Both Teams		14	(12/28/1969 at Dallas Cowboys)
5	(12/26/1954 vs. Detroit Lions)	Most Points 1st Half	
		35	(01/10/2021 at Pittsburgh Steelers)
Most Touchdowns Passing		35	(12/26/1954 vs. Detroit Lions)
4	(12/24/1950 vs. Los Angeles Rams)		

TEAM SINGLE-GAME PLAYOFF RECORDS

Most Points 2nd Half

30 (01/17/1988 at Denver Broncos)

Largest Margin of Victory

46 (12/26/1954 vs. Detroit Lions)
27 (12/27/1964 vs. Baltimore Colts)

Largest Margin of Defeat

45 (12/29/1957 at Detroit Lions)
38 (12/24/1967 at Dallas Cowboys)

FIRST DOWNS

Most First Downs

33 (01/03/1987 vs. New York Jets)
25 (01/17/1988 at Denver Broncos)
25 (01/09/1988 vs. Indianapolis Colts)

Fewest First Downs

10 (12/27/1953 at Detroit Lions)

Most First Downs by Opponents

34 (01/10/2021 at Pittsburgh Steelers)
30 (01/05/2003 at Pittsburgh Steelers)
25 (01/08/1983 at Los Angeles Raiders)
24 (01/17/2021 at Kansas City Chiefs)
24 (01/06/1990 vs. Buffalo Bills)
24 (01/17/1988 at Denver Broncos)

Most First Downs, Both Teams

54 (01/10/2021 at Pittsburgh Steelers)
51 (01/05/2003 at Pittsburgh Steelers)
49 (01/17/1988 at Denver Broncos)
48 (01/09/1988 vs. Indianapolis Colts)

Most First Downs Rushing

15 (12/28/1952 vs. Detroit Lions)
11 (01/04/1986 at Miami Dolphins)
11 (12/29/1957 at Detroit Lions)

Fewest First Downs Rushing

9 (12/27/1953 at Detroit Lions)
8 (01/17/2021 at Kansas City Chiefs)
2 (01/05/2003 at Pittsburgh Steelers)

Most First Downs Rushing by Opponents

14 (01/07/1995 at Pittsburgh Steelers)
13 (01/04/1970 at Minnesota Vikings)
13 (12/29/1968 vs. Baltimore Colts)
13 (12/24/1967 at Dallas Cowboys)

Fewest First Downs Rushing by Opponents

0 (12/27/1953 at Detroit Lions)
0 (12/23/1951 at Los Angeles Rams)

Most First Downs Passing

21 (01/03/1987 vs. New York Jets)
18 (01/05/2003 at Pittsburgh Steelers)
17 (12/28/1969 at Dallas Cowboys)

Fewest First Downs Passing

0 (12/27/1953 at Detroit Lions)
0 (12/23/1951 at Los Angeles Rams)

Most First Downs Passing by Opponents

29 (01/10/2021 at Pittsburgh Steelers)
24 (01/05/2003 at Pittsburgh Steelers)
20 (01/06/1990 vs. Buffalo Bills)
16 (01/17/2021 at Kansas City Chiefs)
16 (01/09/1988 vs. Indianapolis Colts)

Fewest First Downs Passing by Opponents

0 (12/27/1953 at Detroit Lions)
0 (12/23/1951 at Los Angeles Rams)

Most First Downs by Penalty

6 (01/03/1987 vs. New York Jets)
5 (01/08/1983 at Los Angeles Raiders)

Most First Downs by Penalty by Opponents

3 (01/05/2003 at Pittsburgh Steelers)
3 (01/17/1988 at Denver Broncos)
3 (01/09/1988 vs. Indianapolis Colts)
3 (01/11/1987 vs. Denver Broncos)
3 (12/29/1957 at Detroit Lions)

NET YARDS

Most Net Yards Gained

553 (01/03/1987 vs. New York Jets)
464 (01/17/1988 at Denver Broncos)
447 (01/05/2003 at Pittsburgh Steelers)
414 (12/24/1950 vs. Los Angeles Rams)
404 (01/09/1988 vs. Indianapolis Colts)

Fewest Net Yards Gained

86 (12/21/1958 at New York Giants)
165 (12/26/1971 vs. Baltimore Colts)

Most Net Yards Gained by Opponents

553 (01/10/2021 at Pittsburgh Steelers)
510 (01/08/1983 at Los Angeles Raiders)
497 (01/14/1990 at Denver Broncos)

Fewest Net Yards Gained by Opponents

181 (12/27/1964 vs. Baltimore Colts)
189 (12/17/1950 vs. New York Giants)
208 (01/04/1981 vs. Oakland Raiders)
217 (12/28/1969 at Dallas Cowboys)

Most Offensive Plays

95 (01/03/1987 vs. New York Jets)
73 (12/26/1955 at Los Angeles Rams)
73 (01/05/2003 at Pittsburgh Steelers)
70 (12/28/1952 vs. Detroit Lions)
69 (01/04/1981 vs. Oakland Raiders)

Fewest Offensive Plays

39 (01/02/1966 at Green Bay Packers)
40 (12/21/1958 at New York Giants)

TEAM SINGLE-GAME PLAYOFF RECORDS

Most Offensive Plays by Opponents

84	(01/10/2021 at Pittsburgh Steelers)
77	(01/11/1987 vs. Denver Broncos)
76	(01/14/1990 at Denver Broncos)

Fewest Offensive Plays by Opponents

44	(12/28/1952 vs. Detroit Lions)
47	(12/27/1964 vs. Baltimore Colts)
52	(12/17/1950 vs. New York Giants)
54	(12/26/1955 at Los Angeles Rams)
56	(12/29/1957 at Detroit Lions)

RUSHING

Most Yards Gained Rushing

251	(01/04/1986 at Miami Dolphins)
227	(12/28/1952 vs. Detroit Lions)
218	(12/29/1957 at Detroit Lions)
182	(12/27/1953 vs. Detroit Lions)
175	(01/09/1988 vs. Indianapolis Colts)

Fewest Yards Gained Rushing

24	(12/21/1958 at New York Giants)
38	(01/05/2003 at Pittsburgh Steelers)
55	(01/07/1995 at Pittsburgh Steelers)

Most Yards Gained Rushing by Opponents

238	(01/07/1995 at Pittsburgh Steelers)
222	(01/04/1970 at Minnesota Vikings)

Fewest Yards Gained Rushing by Opponents

49	(01/06/1990 vs. Buffalo Bills)
52	(01/10/2021 at Pittsburgh Steelers)
57	(01/01/1995 vs. New England Patriots)
63	(01/09/1988 vs. Indianapolis Colts)
76	(01/04/1981 vs. Oakland Raiders)
81	(12/23/1951 at Los Angeles Rams)

Most Rushing Attempts

48	(12/26/1955 at Los Angeles Rams)
45	(12/26/1954 vs. Detroit Lions)
41	(12/27/1964 vs. Baltimore Colts)
40	(12/17/1950 vs. New York Giants)
38	(12/29/1957 at Detroit Lions)

Fewest Rushing Attempts

13	(12/21/1958 at New York Giants)
14	(01/14/1990 at Denver Broncos)
17	(01/07/1995 at Pittsburgh Steelers)
18	(01/02/1966 at Green Bay Packers)
18	(01/08/1983 at Los Angeles Raiders)

Most Rushing Attempts by Opponents

53	(12/21/1958 at New York Giants)
51	(01/07/1995 at Pittsburgh Steelers)

Fewest Rushing Attempts by Opponents

16	(01/10/2021 at Pittsburgh Steelers)
16	(01/01/1995 vs. New England Patriots)
18	(01/06/1990 vs. Buffalo Bills)
19	(01/04/1986 vs. Miami Dolphins)

PASSING

Most Gross Yards Gained Passing

494	(01/03/1987 vs. New York Jets)
429	(01/05/2003 at Pittsburgh Steelers)
356	(01/17/1988 at Denver Broncos)
298	(12/24/1950 vs. Los Angeles Rams)
281	(01/08/1983 at Los Angeles Raiders)

Fewest Gross Yards Gained Passing

38	(12/27/1953 at Detroit Lions)
43	(12/17/1950 vs. New York Giants)

Most Gross Yards Gained Passing by Opponents

501	(01/10/2021 at Pittsburgh Steelers)
405	(01/06/1990 vs. Buffalo Bills)
386	(01/08/1983 at Los Angeles Raiders)

Fewest Gross Yards Gained Passing by Opponents

48	(12/17/1950 vs. New York Giants)
68	(12/28/1952 vs. Detroit Lions)
88	(12/24/1972 at Miami Dolphins)
95	(12/27/1964 vs. Baltimore Colts)
106	(12/21/1958 at New York Giants)

Most Passes Attempted

65	(01/03/1987 vs. New York Jets)
44	(01/14/1990 at Denver Broncos)
43	(01/05/2003 at Pittsburgh Steelers)
41	(01/17/1988 at Denver Broncos)
41	(12/23/1951 at Los Angeles Rams)

Fewest Passes Attempted

9	(12/17/1950 vs. New York Giants)
12	(12/26/1954 vs. Detroit Lions)

Most Passes Attempted by Opponents

68	(01/10/2021 at Pittsburgh Steelers)
54	(01/06/1990 vs. Buffalo Bills)
51	(01/01/1995 vs. New England Patriots)
48	(01/05/2003 at Pittsburgh Steelers)
45	(01/04/1986 at Miami Dolphins)
44	(12/26/1954 vs. Detroit Lions)

Most Passes Completed

34	(01/03/1987 vs. New York Jets)
26	(01/17/1988 at Denver Broncos)
26	(01/05/2003 at Pittsburgh Steelers)
23	(01/17/2021 at Kansas City Chiefs)
22	(12/24/1950 vs. Los Angeles Rams)
21	(01/10/2021 at Pittsburgh Steelers)
20	Four times: most recent (01/06/1990 vs. Buffalo Bills)

Fewest Passes Completed

3	(12/27/1953 at Detroit Lions)
3	(12/17/1950 vs. New York Giants)

TEAM SINGLE-GAME PLAYOFF RECORDS

Most Passes Completed by Opponents

47	(01/10/2021 at Pittsburgh Steelers)
30	(01/05/2003 at Pittsburgh Steelers)
28	(01/06/1990 vs. Buffalo Bills)
27	(01/17/2021 at Kansas City Chiefs)
25	(01/04/1986 at Miami Dolphins)
24	(01/08/1983 at Los Angeles Raiders)
22	Three occasions: most recent (01/01/1995 vs. New England Patriots)

Fewest Passes Completed by Opponents

3	(12/17/1950 vs. New York Giants)
6	(12/24/1972 at Miami Dolphins)

Lowest Completion Percentage

18.75	(12/27/1953 at Detroit Lions)
32.50	(01/04/1981 vs. Oakland Raiders)

INTERCEPTIONS

Most Interceptions

7	(12/26/1955 at Los Angeles Rams)
6	(12/26/1954 vs. Detroit Lions)

Most Interceptions by Opponents

6	(12/24/1972 at Miami Dolphins)
5	(12/29/1957 at Detroit Lions)

Most Interception Return Yards

123	(12/28/1969 at Dallas Cowboys)
122	(12/26/1954 vs. Detroit Lions)

Most Interception Return Yards by Opponents

88	(12/24/1972 at Miami Dolphins)
79	(12/26/1971 vs. Baltimore Colts)

Most Touchdowns by Interceptions

1	5 times; (most recent 01/09/1988 vs. Indianapolis Colts)
---	--

Most Touchdowns by Interceptions by Opponents

1	3 times; (most recent 01/07/1995 at Pittsburgh Steelers)
---	--

PUNTING

Most Punts

9	(12/17/1950 vs. New York Giants)
---	----------------------------------

Fewest Punts

1	(01/09/1988 vs. Indianapolis Colts)
1	(12/28/1969 at Dallas Cowboys)

Most Punts by Opponents

14	(01/03/1987 vs. New York Jets)
9	(01/04/1981 vs. Oakland Raiders)
9	(12/17/1950 vs. New York Giants)

Fewest Punts by Opponents

2	(12/29/1968 vs. Baltimore Colts)
2	(12/24/1967 at Dallas Cowboys)

Most Punts, Both Teams

22	(01/03/1987 vs. New York Jets)
18	(12/17/1950 vs. New York Giants)

Fewest Punts, Both Teams

5	(01/17/1988 at Denver Broncos)
5	(01/09/1988 vs. Indianapolis Colts)

Highest Gross Punting Average

48.50	(01/08/1983 at Los Angeles Raiders)
48.00	(01/17/1988 at Denver Broncos)

Highest Gross Punting Average by Opponents

50.75	(12/24/1950 vs. Los Angeles Rams)
49.25	(12/27/1953 at Detroit Lions)

PUNT RETURNS

Most Punt Returns

7	(01/03/1987 vs. New York Jets)
7	(01/04/1981 vs. Oakland Raiders)

Most Punt Returns by Opponents

5	(01/08/1983 at Los Angeles Raiders)
5	(12/21/1958 at New York Giants)
5	(12/17/1950 vs. New York Giants)

Most Punt Return Yardage

81	(01/04/1981 vs. Oakland Raiders)
74	(12/26/1971 vs. Baltimore Colts)
70	(01/05/2003 at Pittsburgh Steelers)

Most Punt Return Yardage by Opponents

155	(12/24/1967 at Dallas Cowboys)
77	(01/05/2003 at Pittsburgh Steelers)
45	(01/08/1983 at Los Angeles Raiders)

Lowest Punt Return Average Allowed

-10.00	(01/02/1966 at Green Bay Packers)
-1.00	(12/24/1972 at Miami Dolphins)

KICKOFF RETURNS

Most Kickoff Returns

8	(12/29/1957 at Detroit Lions)
---	-------------------------------

Most Kickoff Returns by Opponents

7	(01/09/1988 vs. Indianapolis Colts)
7	(12/26/1955 at Los Angeles Rams)

Most Kickoff Return Yardage

183	(12/29/1957 at Detroit Lions)
180	(01/06/1990 vs. Buffalo Bills)

Most Kickoff Return Yardage by Opponents

215	(12/26/1955 at Los Angeles Rams)
146	(01/10/2021 at Pittsburgh Steelers)

Lowest Kickoff Return Average Allowed

4.00	(12/24/1967 at Dallas Cowboys)
6.60	(01/11/1987 vs. Denver Broncos)
9.67	(12/27/1964 vs. Baltimore Colts)

TEAM SINGLE-GAME PLAYOFF RECORDS

Most Kickoff Return Touchdowns

1 (01/06/1990 vs. Buffalo Bills)

PENALTIES

Most Penalties

9 (01/05/2003 at Pittsburgh Steelers)

9 (12/24/1988 vs. Houston Oilers)

9 (01/11/1987 vs. Denver Broncos)

9 (12/17/1950 vs. New York Giants)

Most Penalty Yards

76 (01/11/1987 vs. Denver Broncos)

75 (01/05/2003 at Pittsburgh Steelers)

75 (12/24/1988 vs. Houston Oilers)

Fewest Penalties

0 (12/27/1953 at Detroit Lions)

0 (12/23/1951 at Los Angeles Rams)

Most Penalties by Opponents

13 (12/24/1988 vs. Houston Oilers)

10 (01/03/1987 vs. New York Jets)

Most Penalty Yards by Opponents

118 (12/24/1988 vs. Houston Oilers)

94 (01/03/1987 vs. New York Jets)

Fewest Penalties by Opponents

0 (12/27/1953 at Detroit Lions)

0 (12/23/1951 at Los Angeles Rams)

Most Penalties, Both Teams

22 (12/24/1988 vs. Houston Oilers)

15 (01/11/1987 vs. Denver Broncos)

Most Penalty Yards, Both Teams

193 (12/24/1988 vs. Houston Oilers)

134 (01/03/1987 vs. New York Jets)

FUMBLES

Most Fumbles

6 (01/04/1981 vs. Oakland Raiders)

6 (12/26/1971 vs. Baltimore Colts)

Most Fumbles by Opponents

6 (12/21/1958 at New York Giants)

Most Fumbles, Both Teams

8 (01/04/1981 vs. Oakland Raiders)

8 (12/26/1971 vs. Baltimore Colts)

Most Fumbles Lost

3 (01/17/1988 at Denver Broncos)

3 (12/24/1950 vs. Los Angeles Rams)

Most Opponents Fumbles Recovered

3 (12/26/1954 vs. Detroit Lions)

QUARTERBACK SACKS

Most Times Browns Sacked Opponent Quarterback

10 (01/03/1987 vs. New York Jets)

Most Times Browns Quarterbacks Sacked

6 (01/08/1983 at Los Angeles Raiders)

Most Yards Opponents Lost Attempting to Pass

54 (01/03/1987 vs. New York Jets)

Most Yards Browns Lost Attempt to Pass

53 (01/08/1983 at Los Angeles Raiders)

Most Times Sacked, Both Teams

14 (01/03/1987 vs. New York Jets)

Fewest Times Sacked, Both Teams

0 (01/10/2021 at Pittsburgh Steelers)

1 (12/24/1988 vs. Houston Oilers)

1 (01/04/1986 at Miami Dolphins)

TURNOVERS

Most Turnovers Committed (Giveaways)

6 (12/29/1957 at Detroit Lions)

5 (12/24/1972 at Miami Dolphins)

5 (12/26/1971 vs. Baltimore Colts)

Most Turnovers, Opponents (Takeaways)

9 (12/26/1954 vs. Detroit Lions)

8 (12/26/1955 at Los Angeles Rams)

Most Turnovers, Both Teams

13 (12/26/1954 vs. Detroit Lions)

11 (12/26/1955 at Los Angeles Rams)

2020 BROWNS W-L RECORD BREAKDOWN

	2020 SEASON				2019 SEASON			
	OVERALL	VS. AFCN	HOME	ROAD	OVERALL	VS. AFCN	HOME	ROAD
Overall	11-5	3-3	6-2	5-3	6-10	3-3	4-4	2-6
On grass	8-4	2-3	6-2	2-2	5-8	3-2	4-4	1-4
On artificial surfaces	3-1	1-0	0-0	3-1	1-2	0-1	0-0	1-2
When scoring first	6-3	1-1	4-2	2-1	5-5	2-3	3-3	2-2
When opponent scores first	5-2	2-2	2-0	3-2	1-5	1-0	1-1	0-4
In overtime	0-0	0-0	0-0	0-0	0-0	0-0	0-0	0-0
When leading after first quarter	5-0	2-0	3-0	2-0	6-4	3-1	4-2	2-1
When leading at halftime	10-0	2-0	6-0	4-0	6-2	3-0	4-2	2-0
When leading after third quarter	9-0	2-0	5-0	4-0	6-1	3-0	4-1	2-0
When trailing after first quarter	5-3	1-2	2-0	3-3	0-6	0-1	0-1	0-5
When trailing at halftime	1-5	1-3	0-2	1-3	0-7	0-2	0-2	0-5
When trailing after third quarter	2-4	1-3	2-0	1-3	0-9	0-3	0-3	0-6
When tied at halftime	0-0	0-0	0-0	0-0	0-1	0-1	0-0	0-1
On Sunday	10-4	2-2	5-1	5-3	4-9	2-3	3-4	1-5
On Monday	0-1	0-1	0-1	0-0	1-1	0-0	0-0	1-1
On Thursday	1-0	1-0	1-0	0-0	1-0	1-0	1-0	0-0
On Saturday	0-0	0-0	0-0	0-0	0-0	0-0	0-0	0-0
Day games (before 5 p.m.)	9-4	2-2	5-1	4-3	4-8	2-3	3-3	1-5
Night games (after 5 p.m.)	2-1	1-1	1-1	1-0	2-2	1-0	1-1	1-1
When CLE had 100-yard rusher	6-0	2-0	5-0	1-0	4-3	2-0	3-1	1-2
When CLE had 100-yard receiver	2-0	1-0	0-0	2-0	3-1	1-0	1-1	2-0
When CLE had 300-yard passer	1-1	0-1	0-1	1-0	3-0	1-0	1-0	1-0
When OPP had 100-yard rusher	1-3	0-2	0-2	1-1	1-5	1-2	1-2	0-2
When OPP had 100-yard receiver	4-1	2-1	1-0	3-1	0-3	0-1	0-2	0-1
When OPP had 300-yard passer	5-0	3-0	2-0	3-0	0-0	0-0	0-0	0-0

2020 REPLAYS AND CHALLENGES

(2020 BROWNS CHALLENGES)

BROWNS CHALLENGES (5/7)

DATE	OPP.	TIME	INITIAL CALL	DECISION
9/17	CIN	14:54 (1Q)	J.Burrow pass complete to A.Green for 35 yards	Ruling on the field reversed, pass incomplete.
9/27	WAS	10:47 (3Q)	D.Haskins pass complete to A.Gandy-Golden for 14 yards	Ruling on the field reversed, pass incomplete.
10/18	PIT	6:16 (3Q)	B.Mayfield pass incomplete to J.Landry	Ruling on the field reversed, gain of 3 yards to the CLV-29.
11/29	JAX	14:27 (4Q)	B.Mayfield pass incomplete short to H.Bryant	Play was upheld, ruling on the field stands.
		6:22 (4Q)	K.Hunt left end to JAX 23 for no gain	Challenged runner was down by contact ruling, play was reversed.
12/14	BAL	0:11 (3Q)	B.Mayfield pass incomplete to R.Higgins	Challenged the too many many on the field ruling, play was reversed.
12/27	NYJ	7:39 (2Q)	S.Darnold pass incomplete to B.Perriman	Challenged incomplete pass ruling, play was upheld.

OPPONENT CHALLENGES (2/7)

DATE	OPP.	TIME	INITIAL CALL	DECISION
10/11	IND	14:56 (1Q)	K.Hunt rush for 4 yards	Challenged the runner was down by contact ruling, ruling on the field was upheld.
10/11	IND	8:31 (2Q)	O.Beckham Jr. catch for 26 yards	Challenged the pass completion ruling, ruling on the field was upheld.
11/1	LV	5:25 (2Q)	D.Carr pass incomplete to H.Ruggs	Ruling on the field was upheld.
12/6	TEN	8:02 (1Q)	D.Henry rush to CLV 42 for no gain	Challenged the short of the line to gain ruling, play was upheld.
		0:34 (3Q)	R.Tannehill pass incomplete to C.Batson	Ruling on the field reverse, gain of 5 yards to the CLV-17.
12/20	NYG	4:07 (4Q)	H.Bryant onside kick recovery to NYG 44	Challenged loose ball recovery ruling, play was upheld.
1/3	PIT	3:43 (1Q)	B.Mayfield pass complete to D.Peoples Jones for 9 yards	Challenged the pass complete ruling, play was reversed.

2020 STARTING LINEUPS AND INACTIVES

OFFENSIVE GAME-BY-GAME STARTERS

GAME	OPP.	WR	LT	LG	C	RG	RT	TE	WR	QB	RB	TE
9/13	at BAL	J.Landry	J.Wills	J.Bitonio	J.Tretter	W.Teller	J.Conklin	A.Hooper	O.Beckham	B.Mayfield	N.Chubb	H.Bryant
9/17	CIN	J.Landry	J.Wills	J.Bitonio	J.Tretter	W.Teller	C.Hubbard	A.Hooper	O.Beckham	B.Mayfield	N.Chubb	A.Janovich (FB)
9/27	WAS	J.Landry	J.Wills	J.Bitonio	J.Tretter	W.Teller	J.Conklin	A.Hooper	O.Beckham	B.Mayfield	N.Chubb	H.Bryant
10/4	at DAL	J.Landry	J.Wills	J.Bitonio	J.Tretter	W.Teller	J.Conklin	A.Hooper	O.Beckham	B.Mayfield	N.Chubb	D.Peoples-Jones (WR)
10/11	IND	J.Landry	J.Wills	J.Bitonio	J.Tretter	W.Teller	J.Conklin	A.Hooper	O.Beckham	B.Mayfield	K.Hunt	R.Higgins (WR)
10/18	at PIT	J.Landry	J.Wills	J.Bitonio	J.Tretter	C.Hubbard	J.Conklin	A.Hooper	O.Beckham	B.Mayfield	K.Hunt	A.Janovich (FB)
10/25	at CIN	D.Njoku (TE)	J.Wills	J.Bitonio	J.Tretter	C.Hubbard	J.Conklin	H.Bryant	O.Beckham	B.Mayfield	K.Hunt	S.Carlson
11/1	LV	J.Landry	J.Wills	J.Bitonio	J.Tretter	C.Hubbard	J.Conklin	H.Bryant	D.Njoku (TE)	B.Mayfield	K.Hunt	S.Carlson
11/15	HOU	J.Landry	J.Wills	J.Bitonio	J.Tretter	W.Teller	J.Conklin	A.Hooper	A.Janovich (FB)	B.Mayfield	N.Chubb	H.Bryant
11/22	PHI	J.Landry	J.Wills	J.Bitonio	J.Tretter	W.Teller	J.Conklin	A.Hooper	D.Njoku (TE)	B.Mayfield	N.Chubb	H.Bryant
11/29	at JAX	J.Landry	J.Wills	J.Bitonio	J.Tretter	W.Teller	J.Conklin	A.Hooper	R.Higgins	B.Mayfield	N.Chubb	H.Bryant
12/6	at TEN	J.Landry	J.Wills	J.Bitonio	J.Tretter	W.Teller	J.Conklin	A.Hooper	R.Higgins	B.Mayfield	N.Chubb	H.Bryant
12/14	BAL	J.Landry	J.Wills	J.Bitonio	J.Tretter	W.Teller	J.Conklin	H.Bryant	R.Higgins	B.Mayfield	N.Chubb	D.Njoku
12/20	at NYG	J.Landry	J.Wills	J.Bitonio	J.Tretter	C.Hubbard	J.Conklin	A.Hooper	R.Higgins	B.Mayfield	N.Chubb	D.Peoples-Jones (WR)
12/27	at NYJ	M.Hall	K.Lamm	J.Bitonio	J.Tretter	N.Harris	J.Conklin	A.Hooper	J.Bradley	B.Mayfield	N.Chubb	K.Hunt (RB)
1/3	PIT	J.Landry	J.Wills	J.Bitonio	J.Tretter	W.Teller	J.Conklin	A.Hooper	R.Higgins	B.Mayfield	N.Chubb	D.Njoku

DEFENSIVE GAME-BY-GAME STARTERS

GAME	OPP.	DE	DT	DT	DE	WILL	MIKE	SAM	CB	CB	S	S
9/13	at BAL	M.Garrett	S.Richardson	L.Ogunjobi	O.Vernon	J.Phillips	B.Goodson	S.Takitaki	D.Ward	T.Mitchell	K.Joseph	A.Sendejo
9/17	CIN	M.Garrett	S.Richardson	L.Ogunjobi	A.Clayborn	T.Thomas (DB)	B.Goodson	S.Takitaki	D.Ward	T.Mitchell	K.Joseph	A.Sendejo
9/27	WAS	M.Garrett	S.Richardson	L.Ogunjobi	P.Gustin	T.Thomas (DB)	B.Goodson	S.Takitaki	D.Ward	T.Mitchell	K.Joseph	A.Sendejo
10/4	at DAL	M.Garrett	S.Richardson	L.Ogunjobi	O.Vernon	T.Thomas (CB)	B.Goodson	S.Takitaki	D.Ward	T.Mitchell	K.Joseph	A.Sendejo
10/11	IND	M.Garrett	S.Richardson	V.Taylor	P.Gustin	M.Smith	B.Goodson	K.Johnson (DB)	D.Ward	T.Mitchell	R.Harrison	A.Sendejo
10/18	at PIT	M.Garrett	S.Richardson	L.Ogunjobi	O.Vernon	M.Wilson	B.Goodson	S.Takitaki	D.Ward	T.Mitchell	S.Redwine	A.Sendejo
10/25	at CIN	M.Garrett	S.Richardson	L.Ogunjobi	O.Vernon	M.Wilson	B.Goodson	S.Takitaki	D.Ward	T.Mitchell	R.Harrison	A.Sendejo
11/1	LV	M.Garrett	S.Richardson	L.Ogunjobi	O.Vernon	M.Smith	B.Goodson	K.Johnson (DB)	D.Ward	T.Mitchell	R.Harrison	A.Sendejo
11/15	HOU	M.Garrett	S.Richardson	L.Ogunjobi	O.Vernon	M.Wilson	B.Goodson	S.Takitaki	D.Ward	T.Mitchell	R.Harrison	A.Sendejo
11/22	PHI	P.Gustin	S.Richardson	L.Ogunjobi	O.Vernon	M.Wilson	B.Goodson	S.Takitaki	D.Ward	T.Mitchell	R.Harrison	A.Sendejo
11/29	at JAX	A.Clayborn	S.Richardson	L.Ogunjobi	O.Vernon	M.Wilson	B.Goodson	M.Smith (LB)	K.Johnson	T.Mitchell	R.Harrison	A.Sendejo
12/6	at TEN	M.Garrett	S.Richardson	L.Ogunjobi	O.Vernon	M.Wilson	B.Goodson	J.Elliott	K.Johnson	T.Mitchell	K.Joseph	A.Sendejo
12/14	BAL	M.Garrett	S.Richardson	L.Ogunjobi	O.Vernon	M.Wilson	B.Goodson	S.Takitaki	K.Johnson	T.Mitchell	K.Joseph	A.Sendejo
12/20	at NYG	M.Garrett	S.Richardson	L.Ogunjobi	O.Vernon	J.Phillips	B.Goodson	S.Takitaki	D.Ward	T.Mitchell	K.Joseph	S.Redwine
12/27	at NYJ	M.Garrett	S.Richardson	L.Ogunjobi	O.Vernon	M.Smith	K.Johnson (CB)	S.Takitaki	D.Ward	T.Mitchell	K.Joseph	A.Sendejo
1/3	PIT	M.Garrett	S.Richardson	L.Ogunjobi	O.Vernon	J.Phillips	M.Wilson	S.Takitaki	R.Jackson	T.Mitchell	R.Harrison	S.Redwine

GAME-BY-GAME INACTIVES

GAME	OPP.						
9/13	at BAL	D.Peoples-Jones	G.Williams	K.Johnson	M.Wilson	C.Hubbard	J.Jackson
9/17	CIN	D.Peoples-Jones	G.Williams	K.Johnson	J.Phillips	M.Wilson	O.Vernon
9/27	WAS	D.Peoples-Jones	G.Williams	J.Phillips	O.Vernon	E.Brown	R.Higgins
10/4	at DAL	G.Williams	T.Davis	E.Brown	R.Higgins	A.Clayborn	
10/11	IND	T.Taylor	G.Williams	K.Joseph	T.Davis	E.Brown	L.Ogunjobi
10/18	at PIT	R.Harrison	K.Joseph	J.Phillips	W.Teller	J.Jackson	V.Taylor
10/25	at CIN	T.Taylor	J.Phillips	W.Teller	A.Hooper	J.Jackson	
11/1	LV	J.Moffatt	J.Phillips	W.Teller	A.Hooper	J.Jackson	
11/15	HOU	J.Moffatt	J.Phillips	T.Taylor	D.Hilliard	J.Jackson	R.Jackson
11/22	PHI	T.Taylor	D.Hilliard	R.Jackson	J.Moffatt	T.Davis	J.Jackson
11/29	at JAX	D.Ward	D.Hilliard	S.Redwine	N.Harris		
12/6	at TEN	T.Taylor	K.Hodge	D.Ward	D.Hilliard	T.Thompson	J.Jackson
12/14	BAL	K.Hodge	M.Hall	D.Ward	T.Thompson	A.Hooper	J.Jackson
12/20	at NYG	M.Hall	A.Sendejo	R.Jackson	M.Wilson	W.Teller	J.Jackson
12/27	at NYJ	T.Thompson	J.Wills	W.Teller	J.Jackson		
1/3	PIT	T.Thompson	N.Harris	B.Hance	K.Lamm	A.Hollins	J.Jackson

2020 DEFENSIVE GAME-BY-GAME STATS

INTERCEPTIONS

GAME	OPP.	NO.	YARDS	LG	TD	PLAYERS
9/13	at BAL	0	0	0	0	None
9/17	CIN	0	0	0	0	None
9/27	WAS	3	51	49	0	K.Joseph, M.Smith, B.Goodson
10/4	at DAL	1	0	0	0	D.Ward
10/11	IND	2	55	47	1	R.Harrison (TD), S.Redwine
10/18	at PIT	0	0	0	0	None
10/25	at CIN	1	7	7	0	B.Goodson
11/1	LV	0	0	0	0	None
11/15	HOU	0	0	0	0	None
11/22	PHI	2	50	50	1	S.Takitaki (TD), D.Ward
11/29	at JAX	0	0	0	0	None
12/6	at TEN	1	21	21	0	M.Stewart
12/14	BAL	0	0	0	0	None
12/20	at NYG	0	0	0	0	None
12/27	at NYJ	0	0	0	0	None
1/3	PIT	1	30	30	0	M.Stewart
TOTALS 16 GAMES		11	214	50	2	

FUMBLES

GAME	OPP.	FUMBLES FORCED		FUMBLES RECOVERED	
		NO.	PLAYERS	NO.	PLAYERS
9/13	at BAL	1	L.Ogunjobi	1	M.Garrett
9/17	CIN	1	M.Garrett	1	J.Jackson
9/27	WAS	3	M.Garrett, K.Johnson, T.Mitchell	2	M.Garrett, B.Goodson
10/4	at DAL	2	A.Sendejo, M.Garrett	2	O.Vernon, V.Taylor
10/11	IND	0	None	0	None
10/18	at PIT	0	None	0	None
10/25	at CIN	1	M.Garrett	1	R.Harrison
11/1	LV	1	D.Ward	0	None
11/15	HOU	0	None	0	None
11/22	PHI	2	A.Clayborn, C.Malveaux	1	K.Joseph
11/29	at JAX	1	O.Vernon	0	None
12/6	at TEN	3	T.Mitchell, S.Richardson, M.Smith	2	K.Johnson, K.Joseph
12/14	BAL	1	T.Mitchell	0	None
12/20	at NYG	1	T.Thomas	0	None
12/27	at NYJ	0	None	0	None
1/3	PIT	0	None	0	None
TOTALS 16 GAMES		17		10	

QUARTERBACK SACKS

GAME	OPP.	NO.	YARDS	PLAYERS
9/13	at BAL	2	14	T.Thomas (1.0), A.Clayborn (1.0)
9/17	CIN	3	31	S.Richardson (1.0), M.Garrett (1.0), A.Clayborn (1.0)
9/27	WAS	3	18	M.Garrett (2.0), S.Richardson (1.0)
10/4	at DAL	3	21	M.Garrett (2.0), M.Stewart (1.0)
10/11	IND	1	3	M.Garrett (1.0)
10/18	at PIT	2	20	M.Garrett (1.0), B.Goodson (0.5), S.Redwine (0.5)
10/25	at CIN	4	35	M.Garrett (2.0), R.Harrison (1.0), S.Richardson (0.5), K.Johnson (0.5)
11/1	LV	2	11	O.Vernon (2.0)
11/15	HOU	2	10	S.Richardson (1.0), M.Garrett (0.5), L.Ogunjobi (0.5)
11/22	PHI	5	26	O.Vernon (3.0), A.Clayborn (1.5), L.Ogunjobi (0.5)
11/29	at JAX	0	0	None
12/6	at TEN	3	20	M.Smith (1.0), M.Garrett (1.0), L.Ogunjobi (1.0)
12/14	BAL	4	22	O.Vernon (2.0), S.Richardson (1.0), S.Takitaki (1.0)
12/20	at NYG	1	7	M.Garrett (0.5), L.Ogunjobi (0.5)
12/27	at NYJ	2	16	M.Garrett (1.0), O.Vernon (1.0)
1/3	PIT	1	8	O.Vernon (1.0)
TOTALS 16 GAMES		38	262	

2020 CLEVELAND BROWNS INDIVIDUAL BESTS

BROWNS

LONGEST RUN FROM SCRIMMAGE:	59, N.Chubb, HOU (11/15)
LONGEST TOUCHDOWN RUN:	50, O.Beckham, at DAL (10/4)
LONGEST PASS COMPLETION:	75, D.Peoples-Jones, at TEN (12/6)
LONGEST TOUCHDOWN PASS:	75, D.Peoples-Jones, at TEN (12/6)
LONGEST PUNT RETURN:	13T, J.Natson, CIN (9/17), D.Peoples-Jones, at DAL (10/4)
LONGEST KICKOFF RETURN:	43, D.Johnson, at JAX (11/29)
MOST INTERCEPTIONS:	1T, K. Joseph; M.Smith; B.Goodson, WAS (9/27) D.Ward, at DAL (10/4) R.Harrison; S.Redwine, IND (10/11) B.J. Goodson, at CIN (10/25) S.Takitaki; D.Ward, PHI (11/22) M.Stewart, at TEN (12/6), PIT (1/3)
LONGEST INTERCEPTION RETURN:	50, S.Takitaki, PHI (11/22)
LONGEST PUNT:	59T, J.Gillan, at BAL (9/13), at PIT (10/18), LV (11/1)
LONGEST FIELD GOAL:	46T, C.Parkey, IND (10/11), PHI (11/22)
MOST RUSHING ATTEMPTS:	22, N.Chubb, CIN (9/17)
MOST RUSHING YARDS:	144, N.Chubb, at JAX (11/29)
MOST PASS ATTEMPTS:	55, B.Mayfield, at NYJ (12/27)
MOST PASS COMPLETIONS:	28T, B.Mayfield, BAL (12/14), at NYJ (12/27)
MOST YARDS PASSING:	343, B.Mayfield, BAL (12/14)
MOST RECEPTIONS:	8T, J.Landry, at JAX (11/29), at TEN (12/6)
MOST YARDS RECEIVING:	143, J.Landry, at JAX (11/29)
MOST INTERCEPTIONS THROWN:	2T, B.Mayfield, IND (10/11), at PIT (10/18)
MOST RUSHING TOUCHDOWNS:	2T, N.Chubb, CIN (9/17), WAS (9/27), BAL (12/14), K.Hunt, at DAL (10/4)
MOST TOUCHDOWN PASSES:	5, B.Mayfield, at CIN (10/25)
MOST TOUCHDOWN RECEPTIONS:	2T, O.Beckham, at DAL (10/4), H.Bryant, at CIN (10/25)
MOST QB SACKS:	3, O.Vernon, PHI (11/22)

OPPONENTS

LONGEST RUN FROM SCRIMMAGE:	44, L.Jackson, BAL (12/14)
LONGEST TOUCHDOWN RUN:	19, G.Edwards, BAL (12/14)
LONGEST PASS COMPLETION:	47T, M.Brown, at BAL (9/13), Di.Johnson, PIT (1/3)
LONGEST TOUCHDOWN PASS:	46, C.Johnson, at JAX (11/29)
LONGEST PUNT RETURN:	27, C.Lamb, at DAL (10/4)
LONGEST KICKOFF RETURN:	101, I.Rodgers, IND (10/11)
MOST INTERCEPTIONS:	1T, M.Humphrey, at BAL (9/13) W.Jackson, CIN (9/17) A.Walker; B.Okereke, IND (10/11) M.Fitzpatrick; C.Sutton, at PIT (10/18) D.Phillips, at CIN (10/25) T.Bowser, BAL (12/14)
LONGEST INTERCEPTION RETURN:	33, M.Fitzpatrick, at PIT (10/18)
LONGEST PUNT:	64, B.Anger, HOU (11/15)
LONGEST FIELD GOAL:	55, J.Tucker, BAL (12/14)
MOST RUSHING ATTEMPTS:	31, J.Jacobs, LV (11/1)
MOST RUSHING YARDS:	128T, J.Jacobs, LV (11/1), J.Robinson, at JAX (11/29)
MOST PASS ATTEMPTS:	61, J.Burrow, CIN (9/17)
MOST PASS COMPLETIONS:	41, D.Prescott, at DAL (10/4)
MOST YARDS PASSING:	502, D.Prescott, at DAL (10/4)
MOST RECEPTIONS:	12, A.Cooper, at DAL (10/4)
MOST YARDS RECEIVING:	182, C.Davis, at TEN (12/6)
MOST INTERCEPTIONS THROWN:	3, D.Haskins, WAS (9/27)
MOST RUSHING TOUCHDOWNS:	2T, J.Dobbins, at BAL (9/13), BAL (12/14)
MOST TOUCHDOWN PASSES:	4, D.Prescott, at DAL (10/4)
MOST TOUCHDOWN RECEPTIONS:	2T, M. Andrews, at BAL (9/13), D.Inman, WAS (9/27), C.Lamb, at DAL (10/4)
MOST QB SACKS:	2, B.Dupree, at PIT (10/18)

REGULAR SEASON SUPPLEMENTAL STATISTICS

2020 BROWNS TEAM SCORING

GAME	OPP.	BROWNS						OPPONENTS					
		1ST	2ND	3RD	4TH	OT	TOTAL	1ST	2ND	3RD	4TH	OT	TOTAL
9/13	at BAL	6	0	0	0	0	6	10	14	7	7	0	38
9/17	CIN	7	14	7	7	0	35	3	10	3	14	0	30
9/27	WAS	0	17	0	17	0	34	7	0	13	0	0	20
10/4	at DAL	7	24	10	8	0	49	14	0	0	24	0	38
10/11	IND	3	17	7	5	0	32	7	3	10	3	0	23
10/18	at PIT	0	7	0	0	0	7	10	14	7	7	0	38
10/25	at CIN	3	7	7	20	0	37	7	10	3	14	0	34
11/1	LV	0	3	3	0	0	6	0	6	0	10	0	16
11/15	HOU	3	0	0	7	0	10	0	0	0	7	0	7
11/22	PHI	0	7	5	10	0	22	0	0	7	10	0	17
11/29	at JAX	7	10	3	7	0	27	3	10	6	6	0	25
12/6	at TEN	10	28	3	0	0	41	0	7	14	14	0	35
12/14	BAL	7	7	6	22	0	42	7	14	13	13	0	47
12/20	at NYG	0	13	0	7	0	20	3	0	0	3	0	6
12/27	at NYJ	3	0	7	6	0	16	7	6	7	3	0	23
1/3	PIT	7	3	7	7	0	24	0	6	3	13	0	22
TOTALS 16 GAMES		63	157	65	123	0	408	78	100	93	148	0	419

2020 TURNOVER TABLE

GAME	OPP.	FUMBLES	TAKEAWAYS			PTS OFF	FUMBLES	INT	TOTAL	GIVEAWAYS		RESULT
			INTS	TOTAL						PTS OFF	DIFFERENCE	
9/13	at BAL	1	0	1	0	0	2	1	3	14	-2	L, 38-6
9/17	CIN	1	0	1	7	7	0	1	1	7	0	W, 35-30
9/26	WAS	2	3	5	24	24	0	0	0	0	+5	W, 34-20
10/4	at DAL	2	1	3	14	14	0	0	0	0	+3	W, 49-38
10/11	IND	0	2	2	7	7	0	2	2	6	0	W, 32-23
10/18	at PIT	0	0	0	0	0	0	2	2	14	-2	L, 38-7
10/25	at CIN	1	1	2	3	3	0	1	1	7	+1	W, 37-34
11/1	LV	0	0	0	0	0	1	0	1	0	-1	L, 16-6
11/15	HOU	0	0	0	0	0	0	0	0	0	0	W, 10-7
11/22	PHI	1	2	3	7	7	1	0	1	7	+2	W, 22-17
11/29	at JAX	0	0	0	0	0	1	0	1	6	-1	W, 27-25
12/6	at TEN	2	1	3	7	7	1	0	1	7	+2	W, 41-35
12/14	BAL	0	0	0	0	0	0	1	1	6	-1	L, 47-45
12/20	at NYG	0	0	0	0	0	0	0	0	0	0	W, 20-6
12/27	at NYJ	0	0	0	0	0	2	0	2	9	+2	L, 23-16
1/3	PIT	0	1	1	7	7	0	0	0	0	+1	W, 24-22
TOTALS 16 GAMES		10	11	21	76	76	8	8	16	76	+5	

2020 BROWNS SCORING DRIVES

SEPT. 13 AT BALTIMORE RAVENS

TEAM	QTR.	TIME	SCORING PLAY	CLE	BAL
Ravens	1	7:41	M.Andrews 5 yd. pass from L.Jackson (J.Tucker kick) (8-49, 4:38)	0	7
Ravens	1	4:38	J.Tucker 41 yd. Field Goal (4-3, 1:30)	0	10
Browns	1	1:41	D.Njoku 1 yd. pass from B.Mayfield (kick failed, hlu) (6-75, 2:57)	6	10
Ravens	2	2:53	J.Dobbins 3 yd. run (J.Tucker kick) (10-99, 5:48)	6	17
Ravens	2	0:06	M.Andrews 9 yd. pass from L.Jackson (J.Tucker kick) (7-69, 0:35)	6	24
Ravens	3	7:48	W.Snead 19 yd. pass from L.Jackson (J.Tucker kick) (6-50, 3:23)	6	31
Ravens	4	13:00	J.Dobbins 2 yd. run (J.Tucker kick) (4-20, 2:00)	6	38

SEPT. 17 VS. CINCINNATI BENGALS

TEAM	QTR.	TIME	SCORING PLAY	CIN	CLE
Bengals	1	7:13	R.Bullock 38 yd. Field Goal (15-41, 7:47)	3	0
Browns	1	1:48	N.Chubb 11 yd. run (C.Parkey kick) (10-75, 5:25)	3	7
Browns	2	11:54	O.Beckham 43 yd. pass from B.Mayfield (C.Parkey kick) (3-57, 1:34)	3	14
Bengals	2	9:00	C.Uzomah 23 yd. pass from J.Burrow (R.Bullock kick) (6-57, 2:54)	10	14
Browns	2	1:31	K.Hunt 6 yd. pass from B.Mayfield (C.Parkey kick) (12-63, 3:54)	10	21
Bengals	2	0:02	R.Bullock 43 yd. Field Goal (12-50, 1:29)	13	21
Browns	3	5:45	N.Chubb 1 yd. run (C.Parkey kick) (2-1, 0:08)	13	28
Bengals	3	0:20	R.Bullock 27 yd. Field Goal (14-51, 5:25)	16	28
Bengals	4	5:55	M.Thomas 4 yd. pass from J.Burrow (R.Bullock kick) (14-83, 5:27)	23	28
Browns	4	3:55	K.Hunt 1 yd. run (C.Parkey kick) (6-75, 2:00)	23	35
Bengals	4	0:43	T.Boyd 9 yd. pass from J.Burrow (R.Bullock kick) (16-75, 3:12)	30	35

SEPT. 27 VS. WASHINGTON FOOTBALL TEAM

TEAM	QTR.	TIME	SCORING PLAY	WAS	CLE
Football Team	1	1:44	D.Inman 17 yd. pass from D.Haskins (D.Hopkins kick) (8-75, 3:24)	7	0
Browns	2	10:46	C.Parkey 42 yd. Field Goal (13-42, 5:58)	7	3
Browns	2	5:58	N.Chubb 16 yd. run (C.Parkey kick) (3-28, 1:26)	7	10
Browns	2	0:32	K.Hunt 9 yd. pass from B.Mayfield (C.Parkey kick) (3-24, 1:23)	7	17
Football Team	3	9:05	A.Gibson 2 yd. run (kick failed, wr) (6-49, 2:22)	13	17
Football Team	3	2:20	D.Inman 11 yd. pass from D.Haskins (D.Hopkins kick) (12-54, 5:08)	20	17
Browns	4	11:14	H.Bryant 3 yd. pass from B.Mayfield (C.Parkey kick) (11-75, 6:06)	20	24
Browns	4	8:40	N.Chubb 20 yd. run (C.Parkey kick) (3-35, 1:23)	20	31
Browns	4	1:10	C.Parkey 30 yd. Field Goal (10-29, 5:20)	20	34

OCT. 4 VS. DALLAS COWBOYS

TEAM	QTR.	TIME	SCORING PLAY	CLE	DAL
Browns	1	12:13	O.Beckham 37 yd. pass from J.Landry (C.Parkey kick) (4-69, 1:09)	7	0
Cowboys	1	9:53	C.Lamb 43 yd. pass from D.Prescott (G.Zuerlein kick) (5-88, 2:20)	7	7
Cowboys	1	2:08	A.Cooper 20 yd. pass from D.Prescott (G.Zuerlein kick) (9-84, 4:02)	7	14
Browns	2	13:07	O.Beckham 4 yd. pass from B.Mayfield (C.Parkey kick) (9-75, 4:01)	14	14
Browns	2	9:22	A.Hooper 1 yd. pass from B.Mayfield (C.Parkey kick) (4-34, 1:53)	21	14
Browns	2	7:20	K.Hunt 2 yd. run (C.Parkey kick) (6-51, 1:47)	28	14
Browns	2	0:00	C.Parkey 37 yd. Field Goal (13-71, 3:53)	31	14
Browns	3	10:51	K.Hunt 14 yd. run (C.Parkey kick) (7-70, 4:09)	38	14
Browns	3	0:40	C.Parkey 44 yd. Field Goal (8-40, 4:46)	41	14
Cowboys	4	12:24	T.Pollard 3 yd. run (D.Prescott-E.Elliott pass) (11-77, 3:16)	41	22
Cowboys	4	6:31	D.Schultz 26 yd. pass from D.Prescott (D.Prescott run) (7-84, 1:50)	41	30
Cowboys	4	3:42	C.Lamb 5 yd. pass from D.Prescott (A.Cooper run) (11-80, 2:18)	41	38
Browns	4	3:25	O.Beckham 50 yd. run (S.Carlson run) (1-50, 0:17)	49	38

REGULAR SEASON SUPPLEMENTAL STATISTICS

OCT. 11 VS. INDIANAPOLIS COLTS

TEAM	QTR.	TIME	SCORING PLAY	IND	CLE
Browns	1	10:24	C.Parkey 24 yd. Field Goal (10-69, 4:36)	0	3
Colts	1	6:00	J.Taylor 4 yd. run (R.Blankenship kick) (9-72, 4:24)	7	3
Browns	2	14:06	K.Hunt 2 yd. pass from B.Mayfield (C.Parkey kick) (14-81, 6:54)	7	10
Colts	2	10:15	R.Blankenship 32 yd. Field Goal (7-61, 3:51)	10	10
Browns	2	5:58	R.Higgins 15 yd. pass from B.Mayfield (C.Parkey kick) (9-75, 4:17)	10	17
Browns	2	0:13	C.Parkey 36 yd. Field Goal (12-64, 4:00)	10	20
Browns	3	12:15	R.Harrison 47 yd. interception return (C.Parkey kick)	10	27
Colts	3	12:00	I.Rodgers 101 yd. kickoff return (R.Blankenship kick) (0-0, 0:15)	17	27
Colts	3	3:58	R.Blankenship 37 yd. Field Goal (10-29, 5:15)	20	27
Browns	4	14:39	Penalty on P.Rivers enforced in end zone for a Safety	20	29
Colts	4	2:50	R.Blankenship 25 yd. Field Goal (12-63, 4:15)	23	29
Browns	4	0:21	C.Parkey 46 yd. Field Goal (8-40, 2:29)	23	32

OCT. 18 AT PITTSBURGH STEELERS

TEAM	QTR.	TIME	SCORING PLAY	CLE	PIT
Steelers	1	10:35	C.Boswell 35 yd. Field Goal (11-58, 4:25)	0	3
Steelers	1	8:58	M.Fitzpatrick 33 yd. interception return (C.Boswell kick)	0	10
Steelers	2	10:28	J.Conner 3 yd. run (C.Boswell kick) (7-88, 3:37)	0	17
Steelers	2	5:43	J.Washington 28 yd. pass from B.Roethlisberger (C.Boswell kick) (4-50, 1:58)	0	24
Browns	2	1:01	R.Higgins 13 yd. pass from B.Mayfield (C.Parkey kick) (9-75, 4:42)	7	24
Steelers	3	0:52	C.Claypool 3 yd. run (C.Boswell kick) (8-28, 5:03)	7	31
Steelers	4	8:08	B.Snell 1 yd. run (C.Boswell kick) (9-55, 5:35)	7	38

OCT. 25 AT CINCINNATI BENGALS

TEAM	QTR.	TIME	SCORING PLAY	CLE	CIN
Bengals	1	6:47	J.Burrow 1 yd. run (R.Bullock kick) (3-24, 1:34)	0	7
Browns	1	1:21	C.Parkey 43 yd. Field Goal (5-8, 1:39)	3	7
Bengals	2	11:09	R.Bullock 37 yd. Field Goal (11-62, 5:12)	3	10
Browns	2	3:39	H.Bryant 3 yd. pass from B.Mayfield (C.Parkey kick) (11-75, 7:30)	10	10
Bengals	2	0:15	T.Boyd 11 yd. pass from J.Burrow (R.Bullock kick) (10-75, 3:24)	10	17
Browns	3	9:32	H.Bryant 6 yd. pass from B.Mayfield (C.Parkey kick) (9-75, 5:28)	17	17
Bengals	3	2:51	R.Bullock 23 yd. Field Goal (12-71, 6:41)	17	20
Browns	4	13:13	D.Njoku 16 yd. pass from B.Mayfield (C.Parkey kick) (8-79, 4:38)	24	20
Bengals	4	8:45	T.Higgins 16 yd. pass from J.Burrow (R.Bullock kick) (12-80, 4:28)	24	27
Browns	4	4:53	K.Hunt 8 yd. pass from B.Mayfield (C.Parkey kick) (7-75, 3:52)	31	27
Bengals	4	1:06	G.Bernard 3 yd. pass from J.Burrow (R.Bullock kick) (10-75, 3:47)	31	34
Browns	4	0:11	D.Peoples-Jones 24 yd. pass from B.Mayfield (kick failed, wl) (5-75, 0:55)	37	34

NOV. 1 VS. LAS VEGAS RAIDERS

TEAM	QTR.	TIME	SCORING PLAY	LV	CLE
Browns	2	13:35	C.Parkey 41 yd. Field Goal (14-60, 7:52)	0	3
Raiders	2	5:17	D.Carlson 29 yd. Field Goal (16-58, 8:18)	3	3
Raiders	2	0:00	D.Carlson 33 yd. Field Goal (12-51, 4:02)	6	3
Browns	3	8:47	C.Parkey 38 yd. Field Goal (11-55, 6:13)	6	6
Raiders	4	14:53	H.Renfrow 4 yd. pass from D.Carr (D.Carlson kick) (15-75, 8:54)	13	6
Raiders	4	4:24	D.Carlson 24 yd. Field Goal (13-74, 8:47)	16	6

NOV. 15 VS. HOUSTON TEXANS

TEAM	QTR.	TIME	SCORING PLAY	HOU	CLE
Browns	1	8:27	C.Parkey 41 yd. Field Goal (12-52, 6:33)	0	3
Browns	4	13:32	N.Chubb 9 yd. run (C.Parkey kick) (9-64, 5:01)	0	10
Texans	4	4:59	P.Brown 16 yd. pass from D.Watson (K.Fairbairn kick) (7-90, 2:52)	7	10

REGULAR SEASON SUPPLEMENTAL STATISTICS

NOV. 22 VS. PHILADELPHIA EAGLES

TEAM	QTR.	TIME	SCORING PLAY	PHI	CLE
Browns	2	13:35	S.Takitaki 50 yd. interception return (C.Parkey kick)	0	7
Eagles	3	11:53	R.Rodgers 19 yd. pass from C.Wentz (J.Elliott kick) (1-19, 0:06)	7	7
Browns	3	8:59	C.Parkey 46 yd. Field Goal (5-47, 2:54)	7	10
Browns	3	3:11	C.Wentz sacked in end zone by O.Vernon for a Safety	7	12
Eagles	4	11:24	J.Elliott 43 yd. Field Goal (7-38, 2:30)	10	12
Browns	4	9:13	K.Hunt 5 yd. run (C.Parkey kick) (4-79, 2:11)	10	19
Browns	4	3:49	C.Parkey 28 yd. Field Goal (10-43, 4:32)	10	22
Eagles	4	0:30	D.Goedert 4 yd. pass from C.Wentz (J.Elliott kick) (8-47, 1:09)	17	22

NOV. 29 AT JACKSONVILLE JAGUARS

TEAM	QTR.	TIME	SCORING PLAY	CLE	JAX
Jaguars	1	6:35	A.Rosas 54 yd. Field Goal (6-14, 3:11)	0	3
Browns	1	3:40	J.Landry 5 yd. pass from B.Mayfield (C.Parkey kick) (5-55, 2:55)	7	3
Jaguars	2	13:37	A.Rosas 24 yd. Field Goal (11-69, 5:03)	7	6
Browns	2	7:03	C.Parkey 24 yd. Field Goal (14-69, 6:34)	10	6
Jaguars	2	4:14	C.Johnson 46 yd. pass from M.Glennon (A.Rosas kick) (5-77, 2:49)	10	13
Browns	2	1:10	A.Hooper 9 yd. pass from B.Mayfield (C.Parkey kick) (8-84, 3:04)	17	13
Jaguars	3	11:41	T.Eifert 2 yd. pass from M.Glennon (pass failed) (6-30, 3:07)	17	19
Browns	3	6:45	C.Parkey 45 yd. Field Goal (10-38, 4:56)	20	19
Browns	4	14:13	N.Chubb 1 yd. run (C.Parkey kick) (8-90, 3:57)	27	19
Jaguars	4	2:14	J.Robinson 4 yd. run (pass failed) (11-78, 3:15)	27	25

DEC. 6 AT TENNESSEE TITANS

TEAM	QTR.	TIME	SCORING PLAY	CLE	TEN
Browns	1	10:43	C.Parkey 27 yd. Field Goal (8-66, 4:17)	3	0
Browns	1	3:19	J.Landry 2 yd. pass from B.Mayfield (C.Parkey kick) (9-59, 4:32)	10	0
Browns	2	14:56	K.Lamm 1 yd. pass from B.Mayfield (C.Parkey kick) (6-21, 3:13)	17	0
Titans	2	13:14	C.Davis 17 yd. pass from R.Tannehill (S.Gostkowski kick) (4-74, 1:42)	17	7
Browns	2	13:04	D.Peoples-Jones 75 yd. pass from B.Mayfield (C.Parkey kick) (1-75, 0:10)	24	7
Browns	2	5:46	R.Higgins 17 yd. pass from B.Mayfield (C.Parkey kick) (11-90, 5:38)	31	7
Browns	2	0:55	N.Chubb 1 yd. run (C.Parkey kick) (9-65, 3:22)	38	7
Titans	3	13:52	M.Pruitt 22 yd. pass from R.Tannehill (run failed) (3-75, 1:08)	38	13
Titans	3	9:08	M.Pruitt 3 yd. fumble recovery (R.Tannehill run) (6-61, 2:10)	38	21
Browns	3	5:29	C.Parkey 43 yd. Field Goal (8-50, 3:39)	41	21
Titans	4	1:23	J.McNichols 1 yd. run (S.Gostkowski kick) (15-91, 4:20)	41	28
Titans	4	0:28	C.Batson 8 yd. pass from R.Tannehill (S.Gostkowski kick) (4-13, 0:20)	41	35

DEC. 14 VS. BALTIMORE RAVENS

TEAM	QTR.	TIME	SCORING PLAY	BAL	CLE
Browns	1	9:06	N.Chubb 7 yd. run (C.Parkey kick) (11-81, 5:54)	0	7
Ravens	1	3:04	L.Jackson 5 yd. run (J.Tucker kick) (9-73, 6:02)	7	7
Ravens	2	7:49	G.Edwards 11 yd. run (J.Tucker kick) (8-80, 4:41)	14	7
Browns	2	4:16	N.Chubb 14 yd. run (C.Parkey kick) (7-75, 3:33)	14	14
Ravens	2	0:30	L.Jackson 17 yd. run (J.Tucker kick) (4-56, 0:31)	21	14
Ravens	3	12:47	G.Edwards 19 yd. run (J.Tucker kick) (4-75, 2:13)	28	14
Browns	3	9:06	K.Hunt 5 yd. run (kick failed, wr) (11-75, 3:41)	28	20
Ravens	3	4:21	J.Dobbins 1 yd. run (kick blocked) (1-1, 0:03)	34	20
Browns	4	13:36	R.Higgins 21 yd. pass from B.Mayfield (B.Mayfield-D.Peoples-Jones pass) (12-75, 5:45)	34	28
Browns	4	6:33	B.Mayfield 5 yd. run (C.Parkey kick) (12-70, 6:13)	34	35
Ravens	4	1:51	M.Brown 44 yd. pass from L.Jackson (J.Dobbins run) (9-79, 4:42)	42	35
Browns	4	1:04	K.Hunt 22 yd. pass from B.Mayfield (C.Parkey kick) (4-75, 0:47)	42	42
Ravens	4	0:02	J.Tucker 55 yd. Field Goal (6-38, 1:02)	45	42
Ravens	4	0:00	J.Landry OB in end zone, forced by M.Humphrey, for a Safety	47	42

REGULAR SEASON SUPPLEMENTAL STATISTICS

DEC. 20 AT NEW YORK GIANTS

TEAM	QTR.	TIME	SCORING PLAY	CLE	NYG
Giants	1	4:12	G.Gano 37 yd. Field Goal (7-38, 2:53)	0	3
Browns	2	12:31	A.Hooper 2 yd. pass from B.Mayfield (C.Parkey kick) (13-75, 6:41)	7	3
Browns	2	0:21	J.Landry 2 yd. pass from B.Mayfield (kick failed, hru) (10-95, 4:55)	13	3
Browns	4	12:53	N.Chubb 1 yd. run (C.Parkey kick) (14-95, 8:04)	20	3
Giants	4	4:07	G.Gano 39 yd. Field Goal (9-56, 2:18)	20	6

DEC. 27 AT NEW YORK JETS

TEAM	QTR.	TIME	SCORING PLAY	CLE	NYJ
Browns	1	9:26	C.Parkey 44 yd. Field Goal (9-34, 3:53)	3	0
Jets	1	0:34	B.Berrios 43 yd. pass from J.Crowder (S.Ficken kick) (5-66, 2:19)	3	7
Jets	2	13:33	C.Herndon 11 yd. pass from S.Darnold (kick blocked) (4-30, 1:21)	3	13
Jets	3	10:26	J.Crowder 30 yd. pass from S.Darnold (S.Ficken kick) (8-75, 4:34)	3	20
Browns	3	2:56	N.Chubb 1 yd. run (C.Parkey kick) (9-60, 2:45)	10	20
Browns	4	12:38	K.Hunt 4 yd. run (kick failed, hlu) (12-83, 3:43)	16	20
Jets	4	2:52	S.Ficken 34 yd. Field Goal (4-1, 0:22)	16	23

JAN. 3 VS. PITTSBURGH STEELERS

TEAM	QTR.	TIME	SCORING PLAY	PIT	CLE
Browns	1	9:29	N.Chubb 47 yd. run (C.Parkey kick) (6-85, 2:41)	0	7
Browns	2	9:45	C.Parkey 23 yd. Field Goal (10-70, 4:20)	0	10
Steelers	2	4:10	M.Wright 29 yd. Field Goal (11-66, 5:35)	3	10
Steelers	2	1:07	M.Wright 46 yd. Field Goal (8-48, 1:18)	6	10
Steelers	3	8:29	M.Wright 46 yd. Field Goal (7-52, 2:51)	9	10
Browns	3	3:48	A.Hooper 2 yd. pass from B.Mayfield (C.Parkey kick) (8-76, 4:41)	9	17
Browns	4	14:57	J.Landry 3 yd. run (C.Parkey kick) (4-20, 1:34)	9	24
Steelers	4	10:07	C.Claypool 28 yd. pass from M.Rudolph (M.Wright kick) (13-75, 4:50)	16	24
Steelers	4	1:23	J.Smith-Schuster 2 yd. pass from M.Rudolph (pass failed) (7-65, 2:14)	22	24

2020 BALL POSSESSION AND DRIVE CHART

CLEVELAND BROWNS AT BALTIMORE RAVENS (9/13/20)

BROWNS (30:02)					RAVENS (29:58)				
AVERAGE DRIVE START CLE 25					AVERAGE DRIVE START BAL 40				
	PLAYS	YARDS	TIME	END		PLAYS	YARDS	TIME	END
1.	6	22	2:41	Interception	1.	8	49	4:38	Touchdown
2.	4	4	1:33	Fumble	2.	4	3	1:30	Field Goal
3.	6	75	2:25	Touchdown	3.	4	51	1:47	Fumble
4.	13	28	6:13	Punt	4.	10	99	5:48	Touchdown
5.	7	52	2:12	Missed FG	5.	7	69	0:35	Touchdown
6.	1	-1	0:06	End of Half	6.	3	-4	1:37	Punt
7.	7	31	2:12	Punt	7.	6	50	3:23	Touchdown
8.	10	33	4:47	Downs	8.	4	13	2:19	Punt
9.	2	14	0:42	Fumble	9.	4	20	2:00	Touchdown
10.	7	27	2:54	Downs	10.	3	-12	2:16	Punt
11.	6	17	3:45	Punt	11.	6	22	4:05	End of Game

CLEVELAND BROWNS VS. CINCINNATI BENGALS (9/17/20)

BENGALS (33:39)					BROWNS (26:21)				
AVERAGE DRIVE START CIN 33					AVERAGE DRIVE START CLE 25				
	PLAYS	YARDS	TIME	END		PLAYS	YARDS	TIME	END
1.	15	41	7:47	Field Goal	1.	10	75	5:25	Touchdown
2.	5	-5	3:20	Punt	2.	3	57	1:34	Touchdown
3.	6	57	2:54	Touchdown	3.	3	9	1:39	Punt
4.	4	2	1:56	Punt	4.	12	63	3:54	Touchdown
5.	12	50	1:29	Field Goal	5.	1	-1	0:02	End of Half
6.	5	0	2:09	Fumble	6.	13	74	6:58	Downs
7.	14	51	5:25	Field Goal	7.	2	1	0:08	Touchdown
8.	14	83	5:27	Touchdown	8.	7	49	3:58	Interception
9.	16	75	3:12	Touchdown	9.	6	75	2:00	Touchdown
					10.	1	-2	0:43	End of Game

2020 BALL POSSESSION AND DRIVE CHART

CLEVELAND BROWNS VS. WASHINGTON FOOTBALL TEAM (9/27/20)

WASHINGTON (26:23) AVERAGE DRIVE START WAS 25					BROWNS (33:37) AVERAGE DRIVE START CLE 27				
	PLAYS	YARDS	TIME	END		PLAYS	YARDS	TIME	END
1.	7	42	2:38	Punt	1.	6	28	3:17	Punt
2.	8	75	3:24	Touchdown	2.	6	15	3:37	Punt
3.	7	34	3:22	Interception	3.	13	42	5:58	Field Goal
4.	3	5	1:31	Punt	4.	3	28	1:26	Touchdown
5.	3	3	0:53	Interception	5.	3	8	1:39	Punt
6.	2	21	0:32	Fumble	6.	3	24	1:23	Touchdown
7.	3	0	2:02	Punt	7.	3	-4	1:31	Punt
8.	6	49	2:22	Touchdown	8.	3	-8	1:37	Punt
9.	12	54	5:08	Touchdown	9.	11	75	6:06	Touchdown
10.	3	0	1:11	Interception	10.	3	35	1:23	Touchdown
11.	6	16	2:10	Fumble	11.	10	29	5:20	Field Goal
12.	2	4	1:10	End of Game					

CLEVELAND BROWNS AT DALLAS COWBOYS (10/4/20)

BROWNS (33:27) AVERAGE DRIVE START CLE 30					COWBOYS (26:33) AVERAGE DRIVE START DAL 23				
	PLAYS	YARDS	TIME	END		PLAYS	YARDS	TIME	END
1.	4	69	1:09	Touchdown	1.	3	5	1:38	Punt
2.	8	28	3:43	Punt	2.	5	88	2:20	Touchdown
3.	9	75	4:01	Touchdown	3.	9	84	4:02	Touchdown
4.	4	34	1:53	Touchdown	4.	4	7	1:52	Fumble
5.	6	51	1:47	Touchdown	5.	1	24	0:15	Fumble
6.	13	71	3:53	Field Goal	6.	7	24	3:27	Punt
7.	7	70	4:09	Touchdown	7.	3	-4	1:18	Punt
8.	3	5	1:39	Punt	8.	9	30	2:28	Downs
9.	8	40	4:46	Field Goal	9.	11	77	3:16	Touchdown
10.	5	10	4:03	Punt	10.	7	84	1:50	Touchdown
11.	3	5	0:31	Punt	11.	11	80	2:18	Touchdown
12.	1	50	0:17	Touchdown	12.	9	67	1:49	Interception
13.	4	10	1:36	End of Game					

2020 BALL POSSESSION AND DRIVE CHART

CLEVELAND BROWNS VS. INDIANAPOLIS COLTS (10/11/20)

COLTS (25:15)					BROWNS (34:45)				
AVERAGE DRIVE START IND 25					AVERAGE DRIVE START CLE 27				
	PLAYS	YARDS	TIME	END		PLAYS	YARDS	TIME	END
1.	9	72	4:24	Touchdown	1.	10	69	4:36	Field Goal
2.	7	61	3:51	Field Goal	2.	14	81	6:54	Touchdown
3.	3	8	1:45	Punt	3.	9	75	4:17	Touchdown
4.	1	-1	0:13	End of Half	4.	12	64	4:00	Field Goal
5.	5	21	2:45	Interception	5.	5	13	2:47	Interception
6.	0	0	0:15	Touchdown	6.	8	32	4:14	Punt
7.	10	29	5:15	Field Goal	7.	3	3	1:09	Punt
8.	1	-1	0:05	Safety	8.	6	18	4:19	Interception
9.	5	26	2:06	Interception	9.	8	40	2:29	Field Goal
10.	12	63	4:15	Field Goal					
11.	2	19	0:21	End of Game					

CLEVELAND BROWNS AT PITTSBURGH STEELERS (10/18/20)

BROWNS (25:54)					STEELERS (34:06)				
AVERAGE DRIVE START CLE 22					AVERAGE DRIVE START PIT 24				
	PLAYS	YARDS	TIME	END		PLAYS	YARDS	TIME	END
1.	3	7	1:37	Interception	1.	11	58	4:25	Field Goal
2.	3	1	1:44	Punt	2.	3	-11	1:44	Punt
3.	5	21	2:53	Punt	3.	3	5	1:33	Punt
4.	5	12	1:59	Punt	4.	7	88	3:37	Touchdown
5.	4	10	2:47	Interception	5.	4	50	1:58	Touchdown
6.	9	75	4:42	Touchdown	6.	3	-2	0:28	Punt
7.	3	9	0:31	Punt	7.	1	-1	0:02	End of Half
8.	3	-16	2:12	Punt	8.	8	5	5:07	Punt
9.	4	8	1:46	Downs	9.	8	28	5:03	Touchdown
10.	7	39	2:09	Downs	10.	9	55	5:35	Touchdown
11.	5	26	2:01	Downs	11.	3	-5	2:50	Punt
12.	3	8	1:33	Punt	12.	3	-3	1:44	End of Game

2020 BALL POSSESSION AND DRIVE CHART

CLEVELAND BROWNS AT CINCINNATI BENGALS (10/25/20)

BROWNS (27:03)					BENGALS (32:57)				
AVERAGE DRIVE START CLE 24					AVERAGE DRIVE START CIN 26				
	PLAYS	YARDS	TIME	END		PLAYS	YARDS	TIME	END
1.	2	6	0:55	Interception	1.	10	70	5:44	Interception
2.	4	11	1:53	Punt	2.	3	24	1:34	Touchdown
3.	5	8	1:39	Field Goal	3.	6	11	1:54	Punt
4.	11	75	7:30	Touchdown	4.	11	62	5:12	Field Goal
5.	1	-1	0:15	End of Half	5.	10	75	3:24	Touchdown
6.	9	75	5:28	Touchdown	6.	12	71	6:41	Field Goal
7.	8	79	4:38	Touchdown	7.	12	80	4:28	Kickoff
8.	7	75	3:52	Touchdown	8.	10	75	3:47	Touchdown
9.	5	75	0:55	Touchdown	9.	1	0	0:11	End of Game

CLEVELAND BROWNS VS. LAS VEGAS RAIDERS (11/1/20)

RAIDERS (37:43)					BROWNS (32:55)				
AVERAGE DRIVE START LV 27					AVERAGE DRIVE START CLE 26				
	PLAYS	YARDS	TIME	END		PLAYS	YARDS	TIME	END
1.	10	52	4:26	Missed FG	1.	5	37	2:45	Fumble
2.	3	-1	1:22	Punt	2.	14	60	7:52	Field Goal
3.	16	58	8:18	Field Goal	3.	3	-5	1:15	Punt
4.	12	51	4:02	Field Goal	4.	11	55	6:13	Field Goal
5.	15	75	8:54	Touchdown	5.	4	15	1:42	Punt
6.	13	74	8:47	Field Goal	6.	13	56	2:30	Missed FG
7.	6	27	1:54	End of Game					

2020 BALL POSSESSION AND DRIVE CHART

CLEVELAND BROWNS VS. HOUSTON TEXANS (11/15/20)

TEXANS (26:40)					BROWNS (33:20)				
AVERAGE DRIVE START HOU 24					AVERAGE DRIVE START CLE 14				
	PLAYS	YARDS	TIME	END		PLAYS	YARDS	TIME	END
1.	3	2	2:08	Punt	1.	12	52	6:33	Field Goal
2.	14	67	6:54	Downs	2.	3	4	1:31	Punt
3.	8	19	5:13	Punt	3.	6	13	3:21	Punt
4.	3	-7	0:25	End of Half	4.	11	59	3:55	Downs
5.	4	23	1:03	Punt	5.	5	16	3:22	Punt
6.	13	44	7:02	Missed FG	6.	9	64	5:01	Touchdown
7.	3	5	1:03	Punt	7.	8	30	4:48	Punt
8.	7	90	2:52	Touchdown	8.	9	94	4:59	End of Game

CLEVELAND BROWNS VS. PHILADELPHIA EAGLES (11/22/20)

EAGLES (28:16)					BROWNS (31:44)				
AVERAGE DRIVE START PHI 25					AVERAGE DRIVE START CLE 31				
	PLAYS	YARDS	TIME	END		PLAYS	YARDS	TIME	END
1.	10	71	5:54	Punt	1.	3	6	1:10	Punt
2.	5	53	2:34	Interception	2.	13	95	6:47	Downs
3.	5	31	3:48	Punt	3.	5	32	2:54	Punt
4.	7	33	4:21	Punt	4.	3	3	1:34	Punt
5.	3	2	0:28	Punt	5.	5	15	0:30	Downs
6.	3	5	2:16	Punt	6.	2	-8	0:45	Fumble
7.	1	19	0:06	Touchdown	7.	5	47	2:54	Field Goal
8.	3	1	1:04	Punt	8.	6	10	3:18	Punt
9.	3	-2	1:26	Safety	9.	8	19	4:17	Missed FG
10.	7	38	2:30	Field Goal	10.	4	79	2:11	Touchdown
11.	3	-5	0:52	Punt	11.	10	43	4:32	Field Goal
12.	8	65	1:48	Interception	12.	3	1	0:22	Punt
13.	8	47	1:09	Touchdown	13.	1	-1	0:30	End of Game

2020 BALL POSSESSION AND DRIVE CHART

CLEVELAND BROWNS AT JACKSONVILLE JAGUARS (11/29/20)

BROWNS (32:41)					JAGUARS (27:19)				
AVERAGE DRIVE START CLE 21					AVERAGE DRIVE START JAX 32				
	PLAYS	YARDS	TIME	END		PLAYS	YARDS	TIME	END
1.	3	1	2:19	Punt	1.	5	16	2:55	Punt
2.	5	55	2:55	Touchdown	2.	6	14	3:11	Field Goal
3.	14	69	6:34	Field Goal	3.	11	69	5:03	Field Goal
4.	8	84	3:04	Touchdown	4.	5	77	2:49	Touchdown
5.	1	13	0:12	Fumble	5.	8	39	1:10	Missed FG
6.	10	38	4:56	Field Goal	6.	6	30	3:07	Touchdown
7.	8	90	3:57	Touchdown	7.	6	34	3:35	Punt
8.	10	76	6:30	Downs	8.	5	27	2:14	Punt
9.	7	20	2:14	End of Game	9.	11	78	3:15	Touchdown

CLEVELAND BROWNS AT TENNESSEE TITANS (12/6/20)

BROWNS (36:46)					TITANS (23:14)				
AVERAGE DRIVE START CLE 36					AVERAGE DRIVE START TEN 30				
	PLAYS	YARDS	TIME	END		PLAYS	YARDS	TIME	END
1.	8	66	4:17	Field Goal	1.	6	30	2:52	Downs
2.	9	59	4:32	Touchdown	2.	1	-2	0:10	Fumble
3.	6	21	3:13	Touchdown	3.	4	74	1:42	Touchdown
4.	1	75	0:10	Touchdown	4.	3	1	1:40	Punt
5.	11	90	5:38	Touchdown	5.	3	-1	1:29	Punt
6.	9	65	3:22	Touchdown	6.	5	46	0:55	Fumble
7.	3	-3	2:34	Punt	7.	3	75	1:08	Touchdown
8.	8	50	3:39	Field Goal	8.	6	61	2:10	Touchdown
9.	3	3	1:13	Punt	9.	13	59	5:14	Interception
10.	9	24	7:05	Punt	10.	3	-2	1:14	Punt
11.	4	11	0:35	Fumble	11.	15	91	4:20	Touchdown
12.	1	-1	0:28	End of Game	12.	4	13	0:28	Touchdown

2020 BALL POSSESSION AND DRIVE CHART

CLEVELAND BROWNS VS. BALTIMORE RAVENS (12/14/20)

RAVENS (28:03)					BROWNS (31:57)				
AVERAGE DRIVE START BAL 33					AVERAGE DRIVE START CLE 26				
	PLAYS	YARDS	TIME	END		PLAYS	YARDS	TIME	END
1.	9	73	6:02	Touchdown	1.	11	81	5:54	Touchdown
2.	3	-10	1:00	Punt	2.	8	54	3:08	Missed FG
3.	8	80	4:41	Touchdown	3.	3	9	1:26	Punt
4.	3	-5	2:25	Punt	4.	7	75	3:33	Touchdown
5.	4	56	0:31	Touchdown	5.	3	-14	0:50	Punt
6.	4	75	2:13	Touchdown	6.	4	19	0:30	End of Half
7.	8	27	4:34	Punt	7.	11	75	3:41	Touchdown
8.	1	1	0:03	Punt	8.	1	0	0:08	Interception
9.	3	4	0:50	Punt	9.	12	75	5:45	Touchdown
10.	9	79	4:42	Touchdown	10.	12	70	6:13	Touchdown
11.	6	38	1:02	Field Goal	11.	4	75	0:47	Touchdown
					12.	1	-25	0:02	Safety

CLEVELAND BROWNS AT NEW YORK GIANTS (12/20/20)

BROWNS (34:03)					GIANTS (25:57)				
AVERAGE DRIVE START CLE 22					AVERAGE DRIVE START NYG 29				
	PLAYS	YARDS	TIME	END		PLAYS	YARDS	TIME	END
1.	10	49	4:31	Downs	1.	9	40	3:24	Downs
2.	13	75	6:41	Touchdown	2.	7	38	2:53	Field Goal
3.	10	95	4:55	Touchdown	3.	12	68	7:15	Downs
4.	4	18	2:58	Punt	4.	1	-1	0:21	End of Half
5.	14	95	8:04	Touchdown	5.	9	42	6:05	Punt
6.	6	9	3:52	Punt	6.	5	15	2:36	Punt
7.	6	20	3:02	Punt	7.	9	56	2:18	Field Goal
					8.	4	20	1:05	End of Game

2020 BALL POSSESSION AND DRIVE CHART

CLEVELAND BROWNS AT NEW YORK JETS (12/27/20)

BROWNS (28:12)					JETS (31:48)				
AVERAGE DRIVE START CLE 25					AVERAGE DRIVE START NYJ 32				
	PLAYS	YARDS	TIME	END		PLAYS	YARDS	TIME	END
1.	3	5	0:57	Punt	1.	3	6	0:44	Punt
2.	9	34	3:53	Field Goal	2.	7	28	4:27	Punt
3.	3	7	2:06	Punt	3.	5	66	2:19	Touchdown
4.	2	7	0:40	Fumble	4.	4	30	1:21	Touchdown
5.	8	31	5:07	Punt	5.	7	37	3:21	Punt
6.	5	2	2:45	Punt	6.	5	6	1:36	Punt
7.	8	27	0:44	Missed FG	7.	8	75	4:34	Touchdown
8.	3	0	1:58	Punt	8.	8	31	2:47	Blocked FG
9.	9	60	2:45	Touchdown	9.	3	9	1:35	Punt
10.	12	83	3:43	Touchdown	10.	8	31	5:13	Punt
11.	4	13	1:09	Punt	11.	6	16	2:11	Punt
12.	3	-2	0:51	Fumble	12.	4	1	0:22	Field Goal
13.	8	44	1:34	Downs	13.	3	-3	1:18	End of Game

CLEVELAND BROWNS VS. PITTSBURGH STEELERS (1/3/21)

STEELERS (27:50)					BROWNS (32:10)				
AVERAGE DRIVE START PIT 24					AVERAGE DRIVE START CLE 32				
	PLAYS	YARDS	TIME	END		PLAYS	YARDS	TIME	END
1.	6	24	2:50	Punt	1.	6	85	2:41	Touchdown
2.	3	9	2:08	Punt	2.	8	30	4:29	Punt
3.	8	31	3:47	Punt	3.	10	70	4:20	Field Goal
4.	11	66	5:35	Field Goal	4.	3	6	1:45	Punt
5.	8	48	1:18	Field Goal	5.	4	-6	1:07	Downs
6.	7	52	2:51	Field Goal	6.	6	15	3:40	Punt
7.	5	14	2:17	Interception	7.	8	76	4:41	Touchdown
8.	13	75	4:50	Touchdown	8.	4	20	1:34	Touchdown
9.	7	65	2:14	Touchdown	9.	10	38	6:30	Downs
					10.	4	10	1:23	End of Game

2020 RED ZONE EFFICIENCY

	BROWNS	OPPONENTS
Number of trips into opponent's red zone	53	61
Total scores	48	52
Touchdowns	39	37
Field goals/attempts.....	9/10	15/15
Touchdown percentage	73.6	60.7
Scoring percentage	90.6	85.2
Turnovers.....	0	6
Downs	3	3
Missed field goals	1	0
Time expired	0	0
Ended without trying to score	1	0
Scores from outside the red zone	21	19
Touchdowns.....	10	12
Field goals.....	9	7
Safeties	2	0

LONGEST DRIVES

GAME-BY-GAME - LONGEST DRIVES - PLAYS

GAME	#PLAYS	BROWNS NET YARDS/TIME	DRIVE RESULT	#PLAYS	OPPONENTS NET YARDS/TIME	DRIVE RESULT
9/13 at BAL	13	28/6:16	Punt	10	99/5:48	Touchdown
9/17 CIN	13	74/6:58	Downs	16	75/3:12	Touchdown
9/27 WAS	13	42/5:58	Field Goal	12	54/5:08	Touchdown
10/4 at DAL	13	71/3:53	Field Goal	11	80/2:18	Touchdown
				11	77/3:16	Touchdown
10/11 IND	14	81/6:54	Touchdown	12	63/4:15	Field Goal
10/18 at PIT	9	75/4:42	Touchdown	11	58/4:25	Field Goal
10/25 at CIN	11	75/7:30	Touchdown	12	71/6:41	Field Goal
				12	80/4:28	Touchdown
11/1 LV	14	60/7:52	Field Goal	16	58/8:18	Field Goal
11/15 HOU	12	52/6:33	Field Goal	14	67/6:54	Downs
11/22 PHI	13	95/6:47	Downs	10	71/5:54	Fumble
11/29 at JAX	14	69/6:34	Field Goal	11	69/5:03	Field Goal
				11	78/3:15	Touchdown
12/6 at TEN	11	90/5:38	Touchdown	15	91/4:20	Touchdown
12/14 BAL	12	75/6:33	Touchdown	9	73/6:02	Touchdown
				9	79/4:42	Touchdown
12/20 at NYG	14	95/8:04	Touchdown	12	68/7:15	Downs
12/27 at NYJ	12	83/3:43	Touchdown	8	75/4:34	Touchdown
				8	31/2:47	Downs
				8	31/5:13	Punt
1/3 PIT	10	70/4:20	Field Goal	13	75/4:50	Touchdown
	10	38/6:30	Downs			

GAME-BY-GAME - LONGEST DRIVES - NET YARDS

GAME	#PLAYS	BROWNS			OPPONENTS		
		NET YARDS/TIME	DRIVE RESULT	#PLAYS	NET YARDS/TIME	DRIVE RESULT	
9/13	at BAL	6	75/2:57	Touchdown	10	99/5:48	Touchdown
9/17	CIN	6	75/2:00	Touchdown	14	83/5:27	Touchdown
9/27	WAS	11	75/6:06	Touchdown	8	75/3:24	Touchdown
10/4	at DAL	9	75/4:01	Touchdown	5	88/2:20	Touchdown
10/11	IND	14	81/6:54	Touchdown	9	72/4:24	Touchdown
10/18	at PIT	9	75/4:42	Touchdown	7	88/3:37	Touchdown
10/25	at CIN	8	79/4:38	Touchdown	12	80/4:28	Touchdown
11/1	LV	14	60/7:52	Field Goal	15	75/8:54	Touchdown
11/15	HOU	9	94/4:59	End of Game	7	90/2:52	Touchdown
11/22	PHI	13	95/6:47	Downs	10	71/5:54	Fumble
11/29	at JAX	8	84/3:04	Touchdown	11	78/3:15	Touchdown
12/6	at TEN	11	90/5:38	Touchdown	15	91/4:20	Touchdown
12/14	BAL	11	81/5:54	Touchdown	8	80/4:41	Touchdown
12/20	at NVG	10	95/4:55	Touchdown	12	68/7:15	Downs
		14	95/8:04	Touchdown			
12/27	at NYJ	12	83/3:43	Touchdown	8	75/4:34	Touchdown
1/3	PIT	6	85/2:41	Touchdown	13	75/4:50	Touchdown

2020 LONGEST PLAYS

LONGEST PLAYS FROM SCRIMMAGE

BROWNS

YARDS	OPPONENT	PLAY
75	12/6 at TEN	D.Peoples-Jones TD reception
59	11/15 vs. HOU	N.Chubb rush
54	11/22 vs. PHI	N.Chubb rush
50	10/4 at DAL	O.Beckham TD rush
47	1/3 vs. PIT	N.Chubb TD rush
43	9/17 vs. CIN	O.Beckham TD reception
43	11/22 vs. PHI	R.Higgins reception
42	1/3 vs. PIT	R.Higgins reception
42	11/22 vs. PHI	K.Hodge reception
37	10/4 at DAL	O.Beckham TD reception
37	12/14 vs. BAL	D.Peoples-Jones reception
36	10/18 at PIT	A.Hooper reception
36	12/6 at TEN	R.Higgins reception
35	10/25 at CIN	H.Bryant reception
35	12/6 at TEN	R.Higgins reception
33	9/17 vs. CIN	K.Hunt rush
32	10/11 vs. IND	J.Landry reception
30	10/11 vs. IND	J.Landry reception
30	10/25 at CIN	R.Higgins reception
30	12/14 vs. BAL	D.Peoples-Jones reception
29	9/13 at BAL	N.Chubb rush
29	11/29 at JAX	N.Chubb rush
29	12/6 at TEN	N.Chubb rush
28	9/13 at BAL	D.Njoku reception
28	10/4 at DAL	D.Johnson rush
28	10/11 vs. IND	D.Johnson rush
28	10/25 at CIN	J.Landry reception
28	12/27 at NYJ	A.Hooper reception
28	1/3 vs. PIT	B.Mayfield rush
27	11/29 at JAX	J.Landry reception
27	11/29 at JAX	K.Hunt rush
26	9/17 vs. CIN	K.Hodge reception
26	9/17 vs. CIN	N.Chubb rush
26	10/11 vs. IND	O.Beckham reception
26	12/6 at TEN	N.Chubb reception
26	12/14 vs. BAL	K.Hunt reception
25	9/27 vs. WAS	N.Chubb rush
25	11/1 vs. LV	J.Landry reception
24	10/18 at PIT	J.Landry reception
24	10/25 at CIN	D.Peoples-Jones TD reception
24	12/27 at NYJ	K.Hunt reception
23	10/4 at DAL	O.Beckham rush
23	11/29 at JAX	J.Landry reception
22	9/13 at BAL	K.Hunt rush
22	9/17 vs. CIN	N.Chubb TD rush
22	12/14 vs. BAL	K.Hunt TD reception
22	12/20 at NYG	R.Higgins reception
22	12/20 at NYG	D.Njoku reception
22	12/20 at NYG	J.Landry reception
22	12/27 at NYJ	J.Bradley reception
21	9/13 at BAL	D.Njoku reception
21	9/17 vs. CIN	J.Landry reception
21	10/4 at DAL	N.Chubb rush
21	10/25 at CIN	R.Higgins reception
21	10/25 at CIN	R.Higgins reception
21	11/15 vs. HOU	R.Higgins reception
21	11/22 vs. PHI	A.Hooper reception
21	11/29 at JAX	J.Landry reception
21	11/29 at JAX	N.Chubb rush
21	12/14 vs. BAL	R.Higgins TD reception
21	12/20 at NYG	D.Johnson rush
20	9/13 at BAL	J.Landry reception
20	9/27 vs. WAS	N.Chubb TD rush
20	10/25 at CIN	R.Higgins reception
20	12/14 vs. BAL	D.Njoku reception
20	12/20 at NYG	R.Higgins reception

No. of 20-plus yard plays: 66 (21 rush, 45 pass)

No. of 40-plus yard plays: 9 (4 rush, 5 pass)

OPPONENTS

YARDS	OPPONENT	PLAY
47	9/13 at BAL	M.Brown reception
47	1/3 vs. PIT	Di.Johnson reception
46	11/29 at JAX	C.Johnson TD reception
44	12/14 vs. BAL	L.Jackson rush
44	12/14 vs. BAL	M.Brown TD reception
43	10/4 at DAL	C.Lamb TD reception
43	12/6 at TEN	C.Davis reception
43	12/27 at NYJ	B.Berrios TD reception
41	1/3 vs. PIT	Di.Johnson reception
41	1/3 vs. PIT	C.Claypool reception
40	12/6 at TEN	A.Brown reception
39	12/14 vs. BAL	M.Andrews reception
36	10/11 vs. IND	M.Johnson reception
36	10/18 at PIT	C.Claypool reception
35	12/20 at NYG	D.Slayton reception
34	10/11 vs. IND	A.Dulin reception
33	9/27 vs. WAS	T.McLaurin reception
32	11/22 vs. PHI	D.Goedert reception
30	12/27 at NYJ	J.Crowder TD reception
29	10/25 at CIN	M.Thomas reception
29	11/15 vs. HOU	R.Cobb reception
29	11/22 vs. PHI	R.Rodgers reception
28	10/18 at PIT	J.Washington TD reception
28	1/3 vs. PIT	C.Claypool reception
27	9/27 vs. WAS	J.McKissic reception
27	10/18 at PIT	J.Washington reception
27	10/25 at CIN	T.Higgins reception
27	11/29 at JAX	J.Robinson rush
26	9/27 vs. WAS	J.cKissic reception
26	10/4 at DAL	D.Schultz TD reception
26	1/3 vs. PIT	J.Smith-Schuster reception
25	10/4 at DAL	D.Schultz reception
25	9/13 at BAL	M.Boykin reception
25	10/25 at CIN	G.Bernard reception
25	10/25 at CIN	M.Thomas reception
25	12/27 at NYJ	J.Crowder reception
24	12/20 at NYG	E.Ingram reception
23	9/17 vs. CIN	C.Uzomah TD reception
23	10/18 at PIT	C.Claypool reception
23	11/15 vs. HOU	D.Johnson rush
22	9/27 vs. WAS	A.Gandy-Golden rush
22	10/25 at CIN	T.Boyd reception
22	10/25 at CIN	A.Green reception
22	11/22 vs. PHI	D.Goedert reception
22	12/6 at TEN	M.Pruitt TD reception
22	12/6 at TEN	C.Davis reception
22	12/20 at NYG	S.Shepard reception
21	9/13 at BAL	M.Andrews reception
21	9/13 at BAL	M.Brown reception
21	9/27 vs. WAS	T.McLaurin reception
21	12/20 at NYG	D.Slayton reception
20	9/13 at BAL	W.Snead reception
20	9/17 vs. CIN	T.Boyd reception
20	10/4 at DAL	A.Cooper reception
20	11/29 at JAX	K.Cole reception
20	11/29 at JAX	C.Johnson reception
20	12/14 vs. BAL	L.Jackson rush

No. of 20-plus yard plays: 57 (5 rush, 52 pass)

No. of 40-plus yard plays: 11 (1 rush, 10 pass)

2020 LONGEST PLAYS

LONGEST KICK/PUNT RETURNS

BROWNS

Type	Yards	Opponent	Returner
KR	43	11/29 at JAX	D.Johnson
KR	33	11/1/ vs. LV	D.Peoples-Jones
KR	32	10/4 at DAL	D.Peoples-Jones
KR	32	11/29 at JAX	D.Johnson
KR	31	9/27 vs. WAS	J.Natson
KR	31	12/27 at NYJ	D.Johnson
KR	31	1/3 vs. PIT	D.Johnson
KR	30	11/22 vs. PHI	D.Peoples-Jones
KR	28	10/11 vs. IND	D.Peoples-Jones
KR	28	1/3 vs. PIT	D.Johnson
KR	27	11/22 vs. PHI	D.Johnson
KR	27	12/27 at NYJ	D.Johnson
KR	26	10/18 at PIT	D.Peoples-Jones
KR	25	1/3 vs. PIT	D.Johnson
KR	24	10/18 at PIT	D.Peoples-Jones
KR	24	10/25 at CIN	D.Peoples-Jones
KR	23	10/11 vs. IND	D.Peoples-Jones
KR	23	1/3 vs. PIT	D.Johnson
KR	21	10/4 at DAL	D.Peoples-Jones
KR	21	10/18 at PIT	D.Peoples-Jones
KR	21	12/27 at NYJ	D.Johnson
KR	20	10/4 at DAL	D.Peoples-Jones

No. of 20-plus yard returns: 22 (22 kickoff, 0 punt)

No. of 40-plus yard returns: 1 (1 kickoff, 0 punt)

OPPONENTS

Type	Yards	Opponent	Returner
KR	101	10/11 vs. IND	I.Rodgers (TD)
KR	48	12/20 at NYG	D.Lewis
KR	45	9/17 vs. CIN	B.Wilson
KR	42	9/17 vs. CIN	B.Wilson
KR	38	9/13 at BAL	D.Duvernay
KR	31	10/11 vs. IND	I.Rodgers
KR	29	1/3 vs. PIT	R.McCloud
KR	28	10/4 at DAL	T.Pollard
KR	28	10/18 at PIT	R.McCloud
PR	27	10/4 at DAL	C.Lamb
KR	27	10/11 vs. IND	I.Rodgers
KR	27	10/11 vs. IND	I.Rodgers
KR	27	12/6 at TEN	C.Batson
KR	26	9/13 at BAL	D.Duvernay
KR	26	10/4 at DAL	T.Pollard
KR	26	10/4 at DAL	T.Pollard
KR	26	10/11 vs. IND	I.Rodgers
KR	26	12/14 vs. BAL	D.Duvernay
KR	25	11/22 vs. PHI	B.Scott
KR	24	10/25 at CIN	G.Bernard
KR	24	11/15 vs. HOU	C.Prossise
KR	24	12/14 vs. BAL	D.Duvernay
KR	24	1/3 vs. PIT	R.McCloud
KR	23	12/6 at TEN	C.Batson
KR	22	11/1 vs. LV	J.Richard
KR	21	12/14 vs. BAL	D.Duvernay
KR	20	10/25 at CIN	B.Wilson

No. of 20-plus yard returns: 27 (26 kickoff, 1 punt)

No. of 40-plus yard returns: 4 (4 kickoff, 0 punt)



CODY PARKEY 2



- SCHOOL AUBURN
- BORN 2/19/1992
- ACQUIRED FA - '20
- EXPERIENCE SIXTH YEAR

KICKER

6 - 0 , 1 8 8

CAREER TRANSACTIONS Originally signed by the Indianapolis Colts as an undrafted free agent on May 11, 2014...Traded to the Philadelphia Eagles on Aug. 20, 2014...Waived by the Eagles on Sept. 3, 2016...Signed by the Cleveland Browns on Sept. 24, 2016...Waived by the Browns on Sept. 2, 2017...Claimed by the Miami Dolphins via waivers on Sept. 3, 2017...Signed by the Chicago Bears on March 14, 2018...Released by the Bears on March 13, 2019...Signed by the Tennessee Titans on Oct. 8, 2019...Waived by the Titans on Nov. 2, 2019...Signed to the Browns' practice squad on Sept. 6, 2020...Elevated to the Browns' active roster on Sept. 14, 2020.

AWARDS/HONORS

- 2014 Pro Bowl Selection.
- Named AFC Special Teams Player of the Week for Week 2 in 2017.

KEY NOTES

- Named AFC Special Teams Player of the Week for scoring 13 of the Dolphins 19 points, including a 54-yard game-winning field goal, against the Los Angeles Chargers in 2017.
- Set a franchise record and an NFL rookie scoring record with 150 points while with the Eagles in 2014.
- Converted 17 consecutive field goals for the Eagles in 2014, the second-longest streak in team history.
- Played in 46 career games at Auburn, finishing in the top five of every career kicking category in program history.

PARKEY'S CAREER

Year	Team	FIELD GOALS			EXTRA POINTS				SCORING			
		GP	FGM	FGA	Pct	Lg	Blk	XP	XPA	Pct	Blk	Points
2014	Phi	16	32	36	88.9	54	0	54	54	100	0	150
2015	Phi	3	3	4	75	46	0	7	7	100	0	16
2016	Cle	14	20	25	80	51	0	20	21	95.2	0	80
2017	Mia	16	21	23	91.3	54	0	26	29	89.7	0	89
2018	Chi	16	23	30	76.7	50	0	42	45	93.3	0	111
2019	Ten	3	3	3	100	51	0	5	6	83.3	0	14
2020	Cle											
NFL totals		68	102	121	84.3	54	0	154	162	95.1	0	460

PLAYOFFS												
Year	Team	FIELD GOALS			EXTRA POINTS				SCORING			
		GP	FGM	FGA	Pct	Lg	Blk	XP	XPA	Pct	Blk	Points
2018	Chi	1	3	4	75	36	0	0	0	-	0	9
NFL totals		1	3	4	75	36	0	0	0	-	0	9

FIELD GOALS												
Year	Team	1-19		20-29		30-39		40-49		50+		
		Pct	Pct	Pct	Pct	Pct	Pct	Pct	Pct			
2014	Phi	0/0	-	10/10	100	14/16	87.5	4/6	66.7	4/4	100	
2015	Phi	0/0	-	1/1	100	1/1	100	1/2	50	0/0	-	
2016	Cle	0/0	-	6/6	100	6/6	100	7/12	58.3	1/1	100	
2017	Mia	0/0	-	6/6	100	8/8	100	6/7	87.5	1/2	50	
2018	Chi	0/0	-	6/6	100	7/10	70	9/12	75	1/2	50	
2019	Ten	0/0	-	0/0	-	0/0	-	2/2	100	1/1	100	
2020	Cle											
NFL totals		0/0	-	29/29	100.0	36/41	87.8	29/41	70.7	8/10	80.0	

SINGLE-GAME HIGHS & CAREER MILESTONES: Field Goals Made - 5, vs. Ten., 11/23/14 Field Goal Attempts - 6, twice, last: at Mia., 9/25/16. Longest Field Goal - 54, at Ari., 10/26/14. Longest Field Goal Attempt - 54, at Ari., 10/26/14. PAT Made - 6, twice, last vs. TB, 9/30/18. PAT Attempted - 6, twice, last vs. TB, 9/30/18. Points - 19, vs. Ten., 11/23/14. Consecutive FG Made - 17, (9/21/14 - 11/23/14). Kickoff Touchbacks - 8, at Buf., 11/4/18. Special Teams Tackles - 2 in 2014, 1 in 2017. GAME-WINNING FGs (1): at Ind., 9/15/14 (36 yards).



ELIJAH LEE 52

SCHOOL KANSAS STATE
BORN 2/8/1996
ACQUIRED W. (DET) - '20
EXPERIENCE FOURTH YEAR

LINEBACKER

6 - 3 , 230

CAREER TRANSACTIONS Selected by the Minnesota Vikings in the seventh round (232nd overall) of the 2017 NFL Draft... Waived by the Vikings on Sept. 2, 2017...Signed to the Vikings' practice squad on Sept. 3, 2017...Signed by the San Francisco 49ers on Sept. 13, 2017...Signed as a free agent with the Detroit Lions on April 1, 2020...Waived by the Lions on Oct. 29, 2020... Claimed via waivers by the Cleveland Browns on Oct. 30, 2020.

KEY NOTES

- Appeared in all 16 games and set career highs in tackles (62), sacks (1.0), passes defended (two) and forced fumbles (one) in 2018.
- Recorded a game-high 12 tackles, his first career sack and a forced fumble in his first start vs. Detroit on Sept. 16, 2018.

PERSONAL

- Native of Blue Springs, Mo. where he attended Blue Springs High School.
- Majored in Business at Kansas State.

LEE'S CAREER

Year	Team	GP	TACKLES				INTERCEPTIONS				FUMBLES					
			GS	Tot	Solo	Asst	Sk	Yds	No	Yds	Lg	TD	PD	FF	FR	Yds
2017	SF	14	0	0	0	0	0.0	0.0	0	0	0	0	0	1	0	0
2018	SF	16	5	62	51	11	1.0	10.0	0	0	0	0	2	1	0	0
2019	SF	8	1	5	2	3	0.0	0.0	0	0	0	0	0	0	0	0
2020	Det	4	0	0	0	0	0.0	0	0	0	0	0	0	0	0	0
NFL totals		42	6	67	53	14	1.0	10.0	0	0	0	0	2	2	0	0

PLAYOFFS

Year	Team	GP	TACKLES				INTERCEPTIONS				FUMBLES					
			GS	Tot	Solo	Asst	Sk	Yds	No	Yds	Lg	TD	PD	FF	FR	Yds
2019	SF	3	0	0	0	0	0.0	0.0	0	0	0	0	0	0	0	0
NFL totals		3	0	0	0	0	0.0	0.0	0	0	0	0	0	0	0	0

ADDITIONAL STATISTICS: Interceptions - None. Sacks - M.Stefford (1.0). Special teams tackles - 3 in 2017; 3 in 2018; 2 in 2019; 2 in 2020; NFL totals: 10.

SINGLE-GAME HIGHS & CAREER MILESTONES: TACKLES - 12, vs. Det., 9/16/18. Solo - 10, vs. Det., 9/16/18. FUMBLES: Forced - 1, last, vs. Det., 9/16/18. Sacks - 1.0, vs. Det 9/16/18. NFL Debut: at Sea., 9/17/18. First NFL Start: vs. Det., 9/16/18.

LEE'S GAME-BY-GAME

Date	Opp	GP	GS	TACKLES				INTERCEPTIONS				FUMBLES				
				Tot	Solo	As	Sk	Yd	Int	Yd	Lg	TD	PD	FF	FR	
9/13	Chi-L	1		0	0	0	0.0	0.0	0	0	0	0	0	0	0	0
9/20	at GB-L	1		0	0	0	0.0	0.0	0	0	0	0	0	0	0	0
9/27	at Ari-W	1		0	0	0	0.0	0.0	0	0	0	0	0	0	0	0
10/4	NO-L															
10/18	at Jax-W															
10/25	at At-W	1		0	0	0	0.0	0.0	0	0	0	0	0	0	0	0
2020, CLEVELAND																
11/1	LV-L															
11/15	Hou															
11/22	Phi															
11/29	at Jax															
12/6	at Ten															
12/14	Bal															
12/20	at NVG															
12/27	at NYJ															
1/3	Pit															
2020 totals		4	0	0	0	0	0.0	0.0	0	0	0	0	0	0	0	0

SUPPLEMENTAL BIOS

2019, SAN FRANCISCO

Date	Opp	TACKLES					INTERCEPTIONS					FUMBLES				
		GP	GS	Tot	So	As	Sk	Yd	Int	Yd	Lg	TD	PD	FF	FR	
9/8	at TB-W															
9/15	at CIN-W															
9/22	Pit-W															
10/7	Cle-W															
10/13	at LAR-W															
10/20	at Was-W															
10/27	at Car-W															
10/31	at Ari-W															
11/11	Sea-L	1		1	1	0	0.0	0.0	0	0	0	0	0	0	0	
11/17	Ari-W	1	SAM	2	1	1	0.0	0.0	0	0	0	0	0	0	0	
11/24	GB-W	1		2	0	2	0.0	0.0	0	0	0	0	0	0	0	
12/1	at Bal-L	1		0	0	0	0.0	0.0	0	0	0	0	0	0	0	
12/8	at NO-W	1		0	0	0	0.0	0.0	0	0	0	0	0	0	0	
12/15	At-L	1		0	0	0	0.0	0.0	0	0	0	0	0	0	0	
12/21	LAR-W	1		0	0	0	0.0	0.0	0	0	0	0	0	0	0	
12/29	at Sea-W	1		0	0	0	0.0	0.0	0	0	0	0	0	0	0	
2019 totals		8	1	5	2	3	0.0	0.0	0	0	0	0	0	0	0	
1/11	Min-W1	1		0	0	0	0.0	0.0	0	0	0	0	0	0	0	
1/19	GB-W2	1		0	0	0	0.0	0.0	0	0	0	0	0	0	0	
2/2	at KC-L3	1		0	0	0	0.0	0.0	0	0	0	0	0	0	0	

1- NFC Divisional Round, 2-NFC Championship, 3-Super Bowl LIV

2018, SAN FRANCISCO

Date	Opp	TACKLES					INTERCEPTIONS					FUMBLES				
		GP	GS	Tot	So	As	Sk	Yd	Int	Yd	Lg	TD	PD	FF	FR	
9/9	at Min-L	1		3	3	0	0.0	0.0	0	0	0	0	0	0	0	
9/16	Det-W	1	WILL	12	10	2	1.0	10.0	0	0	0	0	0	1	0	
9/23	at KC-L	1		0	0	0	0.0	0.0	0	0	0	0	0	0	0	
9/30	at LAC-L	1		0	0	0	0.0	0.0	0	0	0	0	0	0	0	
10/7	Ari-L	1		0	0	0	0.0	0.0	0	0	0	0	0	0	0	
10/15	at GB-L	1		0	0	0	0.0	0.0	0	0	0	0	0	0	0	
10/21	LAR-L	1		1	1	0	0.0	0.0	0	0	0	0	0	0	0	
10/28	at Ari-L	1		2	2	0	0.0	0.0	0	0	0	0	0	0	0	
11/1	Oak-W	1		2	2	0	0.0	0.0	0	0	0	0	0	0	0	
11/12	NYG-L	1		0	0	0	0.0	0.0	0	0	0	0	0	0	0	
11/25	at TB-L	1		7	6	1	0.0	0.0	0	0	0	0	1	0	0	
12/2	at Sea-L	1		0	0	0	0.0	0.0	0	0	0	0	0	0	0	
12/9	Den-W	1	WILL	4	3	1	0.0	0.0	0	0	0	0	1	0	0	
12/16	Sea-W	1	WILL	10	7	3	0.0	0.0	0	0	0	0	0	0	0	
12/23	Chi-L	1	WILL	11	10	1	0.0	0.0	0	0	0	0	0	0	0	
12/30	at LAR-L	1	LB	10	7	3	0.0	0.0	0	0	0	0	0	0	0	
2018 totals		16	5	62	51	11	1.0	10.0	0	0	0	0	2	1	0	

2017, MINNESOTA

Date	Opp	TACKLES					INTERCEPTIONS					FUMBLES				
		GP	GS	Tot	So	As	Sk	Yd	Int	Yd	Lg	TD	PD	FF	FR	
9/11	NO-W															
2017, SAN FRANCISCO																
9/17	at Sea-L	1		0	0	0	0.0	0.0	0	0	0	0	0	0	0	
9/21	LAR-L	1		0	0	0	0.0	0.0	0	0	0	0	0	0	0	
10/1	at Ari-L	1		0	0	0	0.0	0.0	0	0	0	0	0	0	0	
10/8	at Ind-L	1		0	0	0	0.0	0.0	0	0	0	0	0	1	0	
10/15	at Was-L	1		0	0	0	0.0	0.0	0	0	0	0	0	0	0	
10/22	at Dal-L	1		0	0	0	0.0	0.0	0	0	0	0	0	0	0	
10/29	at Phi-L	1		0	0	0	0.0	0.0	0	0	0	0	0	0	0	
11/5	Ari-L	1		0	0	0	0.0	0.0	0	0	0	0	0	0	0	
11/12	NYG-W															
11/26	Sea-L	1		0	0	0	0.0	0.0	0	0	0	0	0	0	0	
12/3	at Chi-W	1		0	0	0	0.0	0.0	0	0	0	0	0	0	0	
12/10	at Hou-W	1		0	0	0	0.0	0.0	0	0	0	0	0	0	0	
12/17	Ten-W	1		0	0	0	0.0	0.0	0	0	0	0	0	0	0	
12/24	Jax-W	1		0	0	0	0.0	0.0	0	0	0	0	0	0	0	
12/31	at LAR-W	1		0	0	0	0.0	0.0	0	0	0	0	0	0	0	
2017 totals		14	0	0	0	0	0.0	0.0	0	0	0	0	0	1	0	



CAMERON MALVEAUX 69

SCHOOL HOUSTON
BORN 8/22/1994
ACQUIRED FA '20
EXPERIENCE SECOND YEAR

DEFENSIVE END

6 - 6 , 265

CAREER TRANSACTIONS Signed by the Miami Dolphins as an undrafted free agent on May 5, 2017...Waived by the Dolphins on Sept. 2, 2017...Signed to the Dolphins' practice squad on Sept. 3, 2017...Promoted from the Dolphins' practice squad on Dec. 2, 2017...Waived by the Dolphins on Sept. 1, 2018...Signed to the Dolphins' practice squad on Sept. 2, 2018...Signed to the Dolphins' active roster on Oct. 3, 2018...Waived by the Dolphins on Nov. 14, 2018...Signed to the Dolphins' practice on Nov. 15, 2018...Signed by the Arizona Cardinals on Nov. 28, 2018...Waived by the Cardinals on Aug. 31, 2019...Signed to the Kansas City Chiefs' practice squad on Sept. 3, 2019...Released from the Chiefs' practice squad on Dec. 10, 2019...Signed a reserve/future contract with the Washington Football Team on Dec. 30, 2019...Waived by the Washington Football Team on Aug. 3, 2020...Signed by the San Francisco 49ers on Sept. 2, 2020...Released by the 49ers on Sept. 5, 2020...Signed to the Cleveland Browns' practice squad on Oct. 10, 2020.

KEY NOTES

- Appeared in 13 games from 2017-18 between the Dolphins (nine) and Cardinals (four).
- Has registered 15 tackles, two sacks and one pass defended in his career.

PERSONAL

- Native of Beaumont, Texas and attended Hamshire-Fannett High School.
- Last name pronounced mal-VOH.
- Uncle, Felman Malveaux Jr., played wide receiver at Michigan and spent time with the Washington Redskins (1997-98) and Tampa Bay Buccaneers (1999).
- Majored in supply chain and logistics technology at Houston.

MALVEAUX'S CAREER

Year	Team	GP	TACKLES				INTERCEPTIONS				FUMBLES						
			GS	Tot	Solo	Asst	Sk	Yds	No	Yds	Lg	TD	PD	FF	FR	Yds	
2017	Mia	4	0	5	4	1	1.0	8.0	0	0	0	0	0	0	0	0	0
2018	Mia	5	0	6	1	5	0.0	0.0	0	0	0	0	0	0	0	0	
	Ari	4	0	4	1	3	1.0	5.0	0	0	0	0	1	0	0	0	
2019	KC	0	0	0	0	0	0.0	0	0	0	0	0	0	0	0	0	
2020	Cle	1	0	2	2	0	0.0	0.0	0	0	0	0	1	0	0	0	
NFL totals		14	0	17	8	9	2.0	13.0	0	0	0	0	1	1	0	0	

ADDITIONAL STATISTICS: Interceptions - None, Sacks - M.Stafford (1.0), T.Taylor (1.0).
SINGLE-GAME HIGHS & CAREER MILESTONES: TACKLES - 3, vs. Chi, 10/14/18. Solo - 2, last vs. Phi., 11/22/20. FUMBLES: Forced - 1, vs. Phi., 11/22/20. Sacks - 1.0, last vs. Det 12/9/18. NFL Debut: vs. Den., 12/3/17.

MALVEAUX'S GAME-BY-GAME

2020, CLEVELAND		Date	Opp	GP	TACKLES				INTERCEPTIONS				FUMBLES				
GS	Tot				So	As	Sk	Yd	Int	Yd	Lg	TD	PD	FF	FR	Yds	
		9/13	at	Bal	L												
		9/17		Cin	W												
		9/27		Was	W												
		10/4	at	Dal	W												
		10/11		Ind	W												
		10/25	at	Pit	L												
		11/1		Lv	L												
		11/15		Hou	W												
		11/22		Phi	W	1	2	2	0	0.0	0.0	0	0	0	0	1	0
		11/29	at	Jax													
		12/6	at	Ten													
		12/14		Bal													
		12/20		NYG													
		12/27	at	NYJ													
		1/3		Pit													
2020 totals				1	0	2	2	0	0.0	0.0	0	0	0	0	0	1	0

SUPPLEMENTAL BIOS

2019, KANSAS CITY

Date	Opp	TACKLES				INTERCEPTIONS				FUMBLES					
		GP	GS	Tot	So	As	Sk	Yd	Int	Yd	Lg	TD	PD	FF	FR
9/8	at Jax-W														
9/15	at Oak-W														
9/22	Bal-W														
9/29	at Det-W														
10/6	Ind-L														
10/13	Hou-L														
10/17	at Den-W														
10/27	GB-L														
11/3	Min-W														
11/10	at Ten-L														
11/18	LAC-W														
12/1	Oak-W														
12/8	at NE-W														
12/15	Den-W														
12/22	at Chi-W														
12/29	at Sea-W														
2019 totals		0	0	0	0	0	0.0	0.0	0	0	0	0	0	0	0

2018, MIAMI

Date	Opp	TACKLES				INTERCEPTIONS				FUMBLES					
		GP	GS	Tot	So	As	Sk	Yd	Int	Yd	Lg	TD	PD	FF	FR
9/9	Ten-W														
9/16	at NYJ-W														
9/23	Oak-W														
9/30	at NE-L														
10/7	at CIN-L	1		2	0	2	0.0	0.0	0	0	0	0	0	0	0
10/14	Chi-W	1		3	0	3	0.0	0.0	0	0	0	0	0	0	0
10/21	Det-L	1		1	1	0	0.0	0.0	0	0	0	0	0	0	0
10/25	at Hou-L														
11/4	NYJ-W	1		0	0	0	0.0	0.0	0	0	0	0	0	0	0
11/11	at GB-L	1		0	0	0	0.0	0.0	0	0	0	0	0	0	0
11/25	Ind-L														

2018, ARIZONA

12/2	at GB-W														
12/9	Det-L	1		1	1	0	1.0	5.0	0	0	0	0	0	0	0
12/16	at Atl-L	1		2	0	2	0.0	0.0	0	0	0	0	0	0	0
12/23	LAR-L	1		0	0	0	0.0	0.0	0	0	0	0	1	0	0
12/30	at Sea-L	1		1	0	1	0.0	0.0	0	0	0	0	0	0	0
2018 totals		9	0	10	2	8	1.0	5.0	0	0	0	0	1	0	0

2017, MIAMI

Date	Opp	TACKLES				INTERCEPTIONS				FUMBLES					
		GP	GS	Tot	So	As	Sk	Yd	Int	Yd	Lg	TD	PD	FF	FR
9/17	at LAC-W														
9/24	at NYJ-L														
10/1	NO-L														
10/8	Ten-W														
10/15	at Atl-W														
10/22	NYJ-W														
10/28	at Bal-L														
11/5	Oak-L														
11/13	at Car-L														
11/19	TB-L														
11/26	at NE-L														
12/3	Den-W	1		0	0	0	0.0	0.0	0	0	0	0	0	0	0
12/11	NE-W														
12/17	at Buf-L	1		1	1	0	0.0	0.0	0	0	0	0	0	0	0
12/24	at KC-L	1		2	2	0	0.0	0.0	0	0	0	0	0	0	0
12/31	Buf-L	1		2	1	1	1.0	8.0	0	0	0	0	0	0	0
2017 totals		4	0	5	4	1	1.0	8.0	0	0	0	0	0	0	0



TEDRIC THOMPSON 37

SCHOOL COLORADO
BORN 1/20/1995
ACQUIRED W. (KC) - '20
EXPERIENCE FOURTH YEAR

S A F E T Y

6 - 0 , 2 0 4

CAREER TRANSACTIONS Originally drafted by the Seattle Seahawks in the fourth round (111th overall) of the 2017 NFL Draft...Waived by the Seahawks on March 31, 2020...Signed by the Kansas City Chiefs on July 30, 2020...Waived by the Chiefs on the Nov. 28, 2020...Claimed via waivers by the Cleveland Browns on Nov. 30, 2020.

KEY NOTES

- Has played in 37 career games (16 starts) and amassed 82 tackles (56 solo), five passes defended, three interceptions and two fumble recoveries.
- Appeared in eight games with the Chiefs in 2020, recording 11 tackles (9 solo) and two special teams tackles.
- Notched a career-high eight tackles and his first interception in his first career start vs. LA Rams (10/7/18).

PERSONAL

- Native of Inglewood, Calif.
- A three-time, first-team All-Foothill league performer at Valencia High.
- Older brother, Cedric, was a fifth-round pick by Miami in the 2015 NFL Draft.
- Majored in sociology at Colorado.

THOMPSON'S CAREER

Year	Team	GP	GS	TACKLES				INTERCEPTIONS				FUMBLES				
				Tot	Solo	Asst	Sk	Yds	No	Yds	Lg	TD	PD	FF	FR	Yds
2017	SEA	9	0	0	0	0	0.0	0.0	0	0	-	0	0	0	2	0
2018	SEA	14	10	52	38	14	0.0	0.0	1	0	0	0	3	1	0	0
2019	SEA	6	6	19	9	10	0.0	0.0	2	18	18	0	2	0	0	0
2020	KC	8	0	11	9	2	0.0	0.0	0	0	-	0	0	0	0	0
NFL totals		37	16	82	56	26	0.0	0.0	3	18	18	0	5	1	2	0

PLAYOFFS

Year	Team	GP	GS	TACKLES				INTERCEPTIONS				FUMBLES				
				Tot	Solo	Asst	Sk	Yds	No	Yds	Lg	TD	PD	FF	FR	Yds
2018	SEA	1	1	5	4	1	0.0	0.0	0	0	-	0	0	0	0	0
2019	SEA	0	0	0	0	0	0.0	0.0	0	0	-	0	0	0	0	0
NFL totals		1	1	5	4	1	0.0	0.0	0	0	-	0	0	0	0	0

ADDITIONAL STATISTICS: Interceptions - B.Mayfield (1), J.Goff (2). Sacks - None. Special teams tackles - 4 in 2017; 5 in 2018; 2 in 2020; NFL totals: 11.
SINGLE-GAME HIGHS & CAREER MILESTONES: TACKLES - 8, vs. LAR, 10/7/18. Solo - 6, vs. LAR, 10/7/18. INTERCEPTIONS: 1, last at Cle., 10/13/19, Long: 18, at Cle. 10/13/19, TDs: None. FUMBLES: Forced - 1, vs. Det., 10/28/18. NFL Debut: Was., 11/5/17. First NFL Start: vs. LAR, 10/7/18.

THOMPSON'S GAME-BY-GAME

2020, KANSAS CITY

Date	Opp	GP	GS	TACKLES				INTERCEPTIONS				FUMBLES			
				Tot	So	As	Sk	Yd	Int	Yd	Lg	TD	PD	FF	FR
9/10	Hou-W	1		2	2	0	0.0	0.0	0	0	-	0	0	0	0
9/20	at LAC-W	1		3	2	1	0.0	0.0	0	0	-	0	0	0	0
9/28	at Bal-W	1		3	2	1	0.0	0.0	0	0	-	0	0	0	0
10/5	NE-W	1		2	2	0	0.0	0.0	0	0	-	0	0	0	0
10/11	LV-L	1		0	0	0	0.0	0.0	0	0	-	0	0	0	0
10/19	at Buf-W	1		0	0	0	0.0	0.0	0	0	-	0	0	0	0
10/25	at Den-W	1		1	1	0	0.0	0.0	0	0	-	0	0	0	0
11/1	NYJ-W	1		0	0	0	0.0	0.0	0	0	-	0	0	0	0
11/8	Car-W														
11/22	at LV-W														
11/29	at TB-W														
CLEVELAND															
12/6	at Ten														
12/14	Bal														
12/20	at NYG														
12/27	at NYJ														
1/3	Pit														
2020 totals		8	0	11	9	2	0.0	0.0	0	0	-	0	0	0	0

SUPPLEMENTAL BIOS

2019, SEATTLE

Date	Opp	GP	TACKLES					INTERCEPTIONS					FUMBLES		
			GS	Tot	So	As	Sk	Yd	Int	Yd	Lg	TD	PD	FF	FR
9/8	Cin-W	1	S	3	1	2	0.0	0.0	0	0	-	0	0	0	0
9/15	at Pit-W														
9/22	NO-L														
9/29	at Ari-W	1	S	3	1	2	0.0	0.0	0	0	-	0	0	0	
10/3	LAR-W	1	S	3	2	1	0.0	0.0	1	0	0	0	1	0	
10/13	at Cle-W	1	S	7	3	4	0.0	0.0	1	18	18	0	1	0	
10/20	Bal-L	1	S	2	2	0	0.0	0.0	0	0	-	0	0	0	
10/27	at Atl-W	1	S	1	0	1	0.0	0.0	0	0	-	0	0	0	
11/3	TB-W														
11/11	at SF-W														
11/24	at Phi-W														
12/2	Min-W														
12/8	at LAR-L														
12/15	at Car-W														
12/22	Ari-L														
12/29	SF-L														
2019 totals		6	6	19	9	10	0.0	0.0	2	18	18	0	2	0	
1/5	at Phi-W1														
1/12	at GB-L2														

1 - NFC Wild Card Round; 2 - NFC Divisional Round


2018, SEATTLE

Date	Opp	GP	TACKLES					INTERCEPTIONS					FUMBLES		
			GS	Tot	So	As	Sk	Yd	Int	Yd	Lg	TD	PD	FF	FR
9/9	at Den-L	1		4	3	1	0.0	0.0	0	0	-	0	0	0	
9/17	at Chi-L	1		0	0	0	0.0	0.0	0	0	-	0	0	0	
9/23	Dal-W	1		1	1	0	0.0	0.0	0	0	-	0	0	0	
9/30	at Ari-W	1		1	1	0	0.0	0.0	0	0	-	0	0	0	
10/7	LAR-L	1	S	8	6	2	0.0	0.0	1	0	0	0	1	0	
10/14	at Oak-W	1	S	3	3	0	0.0	0.0	0	0	-	0	0	0	
10/28	at Det-W	1	S	4	3	1	0.0	0.0	0	0	-	0	1	0	
11/4	LAC-L	1	S	5	5	0	0.0	0.0	0	0	-	0	1	0	
11/11	at LAR-L	1	S	5	3	2	0.0	0.0	0	0	-	0	0	0	
11/15	GB-W	1	S	1	0	1	0.0	0.0	0	0	-	0	0	0	
11/25	at Car-W	1	S	6	3	3	0.0	0.0	0	0	-	0	0	0	
12/2	SF-W	1	S	4	2	2	0.0	0.0	0	0	-	0	0	0	
12/10	Min-W	1	S	5	3	2	0.0	0.0	0	0	-	0	0	0	
12/16	at SF_L	1	S	5	5	0	0.0	0.0	0	0	-	0	0	0	
12/23	KC-W														
12/30	Ari-W														
2018 totals		14	10	52	38	14	0.0	0.0	1	0	0	0	3	1	
1/5	at Dal-L1	1	S	5	4	1	0.0	0.0	0	0	-	0	0	0	

1 - NFC Wild Card Round

2017, SEATTLE

Date	Opp	GP	TACKLES					INTERCEPTIONS					FUMBLES		
			GS	Tot	So	As	Sk	Yd	Int	Yd	Lg	TD	PD	FF	FR
9/10	at GB-L														
9/17	SF-W														
9/24	at Ten-L														
10/1	Ind-W														
10/8	at LAR-W														
10/22	at NYG-W														
10/29	Hou-W														
11/5	Was-L	1		0	0	0	0.0	0.0	0	0	-	0	0	0	
11/9	at Ari-W	1		0	0	0	0.0	0.0	0	0	-	0	0	0	
11/20	at Atl-L	1		0	0	0	0.0	0.0	0	0	-	0	0	1	
11/26	at SF-W	1		0	0	0	0.0	0.0	0	0	-	0	0	0	
12/3	Phi-W	1		0	0	0	0.0	0.0	0	0	-	0	0	0	
12/10	at Jax-L	1		0	0	0	0.0	0.0	0	0	-	0	0	1	
12/17	LAR-L	1		0	0	0	0.0	0.0	0	0	-	0	0	0	
12/24	at Dal-W	1		0	0	0	0.0	0.0	0	0	-	0	0	0	
12/31	Ari-L	1		0	0	0	0.0	0.0	0	0	-	0	0	0	
2017 totals		9	0	0	0	0	0.0	0.0	0	0	-	0	0	2	



MARVIN HALL 18

SCHOOL WASHINGTON
BORN 4/10/1993
ACQUIRED W. (DET) - '20
EXPERIENCE FOURTH YEAR

WIDE RECEIVER

5 - 10 , 192

CAREER TRANSACTIONS Originally signed by the Oakland Raiders as an undrafted free agent on June 6, 2016...Waived by the Raiders on Sept. 3, 2016...Signed to the Arizona Cardinals' practice squad on Dec. 14, 2016...Waived by the Cardinals on May 11, 2017...Signed by the Atlanta Falcons on June 2, 2017...Waived by the Falcons on Sept. 2, 2017...Signed to the Falcons' practice squad on Sept. 3, 2017...Elevated to the Falcons' active roster on Oct. 14, 2017...Signed by the Chicago Bears on March 15, 2019...Waived by the Bears on August 31, 2019...Signed to the Detroit Lions' practice squad on Sept. 4, 2019...Elevated to the Lions' active roster on Sept. 22, 2019...Waived by the Lions on Dec. 5, 2020...Claimed via waivers by the Cleveland Browns on Dec. 7, 2020.

KEY NOTES

- Has registered 760 receiving yards on 36 receptions and five touchdowns in his career.
- Appeared in 11 games with the Lions and caught 17 passes for 290 yards and two touchdowns in 2020.
- Had four receptions for a career-high 113 receiving yards, including a career-long 73-yard reception, against Indianapolis on Nov. 1, 2020.
- Among players with at least 250 receiving yards in 2019, he led the NFL in yards per receptions (37.3).
- Had at least one reception of 30+ yards in five different games in 2019.

PERSONAL

- Native of Los Angeles, Calif.
- Prepped at Dorsey High School where he was a decorated track & field athlete.

HALL'S CAREER

Year	Team	GP	GS	RECEIVING				RUSHING					
				No	Yds	Avg	Lg	TD	Att	Yds	Avg	Lg	TD
2017	Atl	8	0	2	60	30.0	40	1	0	0	-	-	0
2018	Atl	16	0	10	149	14.9	47	1	2	0	0.0	3	0
2019	Det	9	0	7	261	37.3	58	1	1	7	7.0	7	0
2020	Det	11	5	17	290	17.1	73	2	1	1	1.0	1	0
NFL totals		44	5	36	760	21.1	73	5	4	8	2.0	7	0

Year	Team	GP	GS	RECEIVING				RUSHING					
				No	Yds	Avg	Lg	TD	Att	Yds	Avg	Lg	TD
2017	Atl	0	0	0	0	-	-	0	0	0	-	-	0
NFL totals		0	0	0	0	-	-	0	0	0	-	-	0

CAREER MILESTONES: 100-yard receiving games - 1, vs. Ind 11/1/20. **Multiple-TD games** - None. **FUMBLES:** None. **Special teams tackles** - 1 in 2017, 4 in 2018, 1 in 2020; NFL total: 6.
SINGLE-GAME HIGHS & CAREER MILESTONES: **RECEIVING:** Receptions - 4, vs. Ind., 11/1/20. Yards - 113, vs. Ind., 11/1/20. TDs - 1, last vs. Was., 11/15/20. Long - 73, vs. Ind., 11/1/20. NFL debut: vs. Mia., 10/15/17. **First NFL reception:** vs. Mia., 10/15/17 (40 yards, M. Ryan). **First NFL TD:** vs. Mia., 10/15/17 (40 yards, M. Ryan).

HALL'S GAME-BY-GAME

2020 DETROIT												
Date	Opp	GP	GS	No	Yds	Avg	Lg	TD				
9/13	Chi-L	1		1	26	26.0	26	0				
9/20	at GB-L	1	WR	1	24	24.0	24	1				
9/27	at Ari-W	1		0	0	-	-	0				
10/4	NO-L	1		0	0	-	-	0				
10/18	at Jax-W	1		1	6	6.0	6	0				
10/18	at Atl-W	1		0	0	-	-	0				
10/25	Ind-L	1		4	113	28.3	73	0				
11/1	Min-L	1	WR	3	28	9.3	13	0				
11/15	Was-W	1	WR	2	61	30.5	55	1				
11/22	at Car-L	1	WR	3	16	5.3	6	0				
11/29	Hou-L	1	WR	2	16	8.0	9	0				
CLEVELAND												
12/6	at Ten			***not on team***								
12/14	Bal											
12/20	at NYG											
12/27	at NYJ											
1/3	Pit											
2020 totals		11	5	17	290	17.1	73	2				

SUPPLEMENTAL BIOS

2019, DETROIT

Date	Opp	GP	GS	No	Yds	Avg	Lg	TD
9/8	at Ari-T			***Lions' practice squad***				
9/16	LAC-W			***Lions' practice squad***				
9/22	at Phi-W	1		0	0	-	-	0
9/29	KC-L	1		2	47	23.5	34	0
10/14	at GB-L	1		1	58	58	58	0
10/20	Min-L	1		1	47	47.0	47	0
10/27	NYG-W	1		1	49	49.0	49	1
11/3	at Oak-L	1		0	0	-	-	0
11/10	at Chi-L	1		0	0	-	-	0
11/17	Dal-L	1		1	39	39.0	39	0
11/24	at Was-L	1		1	21	21.0	21	0
11/28	Chi-L			***injured reserve***				
12/8	at Min-L			***injured reserve***				
12/15	TB-L			***injured reserve***				
12/22	at Den-L			***injured reserve***				
12/29	GB-L			***injured reserve***				
2019 totals		9	0	7	261	37.3	58	1


2018, ATLANTA

Date	Opp	GP	GS	No	Yds	Avg	Lg	TD
9/6	at Phi-L	1		0	0	-	-	0
9/16	Car-W	1		1	30	30.0	30	0
9/23	NO-L	1		1	7	7.0	7	0
9/30	Cin-L	1		1	2	2.0	2	0
10/7	at Pit-L	1		2	25	12.5	16	0
10/14	TB-W	1		0	0	-	-	0
10/22	NYG-W	1		3	62	21.0	47	1
11/4	at Was-L	1		0	0	-	-	0
11/11	at Cle-L	1		1	12	12.0	12	0
11/18	Dal-L	1		0	0	-	-	0
11/22	at NO-L	1		0	0	-	-	0
12/2	Bal-L	1		0	0	-	-	0
12/9	at GB-L	1		0	0	-	-	0
12/16	Ari-W	1		1	10	10.0	10	0
12/23	at Car-W	1		0	0	-	-	0
12/30	at TB-W	1		0	0	-	-	0
2018 totals		16	0	10	149	14.9	47	1

2017, ATLANTA

Date	Opp	GP	GS	No	Yds	Avg	Lg	TD
9/10	at Chi-W			***Falcons' practice squad***				
9/17	GB-W			***Falcons' practice squad***				
9/24	at Det-W			***Falcons' practice squad***				
10/1	Buf-L			***Falcons' practice squad***				
10/15	Mia-L	1		1	40	40.0	40	1
10/22	at NE-L			***inactive***				
10/29	at NYJ-W	1		0	0	-	-	0
11/5	at Car-L			***inactive***				
11/12	Dal-W	1		0	0	-	-	0
11/20	at Sea-W	1		0	0	-	-	0
11/26	TB-W			***inactive***				
12/3	Min-L	1		1	20	20.0	20	0
12/7	NO-W	1		0	0	-	-	0
12/18	at TB-W	1		0	0	-	-	0
12/24	at NO-L	1		0	0	-	-	0
12/31	Car-W			***inactive***				
2017 totals		8	0	2	60	30.0	40	1

1- NFC Wildcard Round; 2- NFC Divisional Round



BRIAN ALLEN 25

SCHOOL UTAH
 BORN 10/21/1993
 ACQUIRED FA - '20
 EXPERIENCE THIRD YEAR

C O R N E R B A C K

6 - 0 , 2 0 0

CAREER TRANSACTIONS Drafted by the Pittsburgh Steelers in the fifth round (173rd overall) of the 2017 NFL Draft...Waived by the Steelers on Sept. 1, 2018...Signed to the Steelers' practice squad on Sept. 2, 2018...Signed to the Steelers' active roster on Oct. 2, 2018...Waived by the Steelers on Aug. 27, 2019...Signed to the Seattle Seahawks' practice squad on Oct. 15, 2019...Signed a reserve/future contract with the Seahawks on Jan. 1, 2020...Waived by the Seahawks on Aug. 10, 2020...Signed by the Buffalo Bills on Aug. 28, 2020...Waived by the Bills on Sept. 5, 2020...Signed to the San Francisco 49ers' practice squad on Sept. 16, 2020...Waived by the 49ers on Oct. 27, 2020...Signed to the Cincinnati Bengals' practice squad on Nov. 3, 2020...Signed by the Cleveland Browns on Jan. 4, 2021.

KEY NOTES

- Has appeared in 17 career games (one start).
- Appeared in one game with San Francisco this season and spent time on the 49ers and Bengals practice squad.
- Notched three tackles in his first career start against Miami on Oct. 11, 2020.

PERSONAL

- Native of La Marque, Texas.
- Son of Ronald Allen and Niki Jolly.
- Studied human development and family studies and economics at Utah.

ALLEN'S CAREER

Year	Team	GP	TACKLES				INTERCEPTIONS				FUMBLES						
			GS	Tot	Solo	Asst	Sk	Yds	No	Yds	Lg	TD	PD	FF	FR	Yds	
2017	Pit	10	0	0	0	0	0.0	0.0	0	0	-	0	0	0	0	0	0
2018	Pit	6	0	0	0	0	0.0	0.0	0	0	-	0	0	0	0	0	0
2019	Sea	0	0	0	0	0	0.0	0.0	0	0	-	0	0	0	0	0	0
2020	SF	1	1	3	3	0	0.0	0.0	0	0	-	0	0	0	0	0	0
	Cin	0	0	0	0	0	0.0	0.0	0	0	-	0	0	0	0	0	0
NFL totals		17	1	3	3	0	0.0	0.0	0	0	-	0	0	0	0	0	0

PLAYOFFS

Year	Team	GP	TACKLES				INTERCEPTIONS				FUMBLES						
			GS	Tot	Solo	Asst	Sk	Yds	No	Yds	Lg	TD	PD	FF	FR	Yds	
2017	Pit	1	0	0	0	0	0.0	0.0	0	0	-	0	0	0	0	0	0
2019	Sea	0	0	0	0	0	0.0	0.0	0	0	-	0	0	0	0	0	0
NFL totals		1	0	0	0	0.0	0.0	0	0	-	0	0	0	0	0	0	0

ADDITIONAL STATISTICS: Interceptions - None. Sacks - None. Special teams tackles - 2 in 2017; 1 in 2018; NFL totals: 3. **SINGLE-GAME HIGHS & CAREER MILESTONES:** TACKLES - 3, vs. Mia, 10/11/20. Solo - 3, vs. Mia, 10/11/20. NFL Debut: vs. Min, 9/17/17. First NFL Start: vs. Mia, 10/11/20.

ALLEN'S GAME-BY-GAME

2020, SAN FRANCISCO		Date	Opp	GP	TACKLES				INTERCEPTIONS				FUMBLES				
GS	Tot				So	As	Sk	Yd	Int	Yd	Lg	TD	PD	FF	FR	Yds	
		9/13	Ari-L														
		9/20	at NYJ-W														
		9/27	at NYG-W														
		10/4	Pit-L														
		10/11	Mia-L	1	CB	3	3	0	0.0	0.0	0	0	-	0	0	0	0
		10/18	LAR-W														
		10/25	at NE-W														
2020, CINCINNATI																	
		11/1	Ten-W														
		11/15	at Pit-L														
		11/22	at Was-L														
		11/29	NYG-L														
		12/6	at Mia-L														
		12/13	Dal-L														
		12/21	Pit-W														
		12/27	at Hou-W														
		1/3	Bal-L														
2020 totals		1	1	1	3	3	0	0.0	0.0	0	0	-	0	0	0	0	0

SUPPLEMENTAL BIOS

2019, SEATTLE

Date	Opp	GP	TACKLES				INTERCEPTIONS				FUMBLES					
			GS	Tot	So	As	Sk	Yd	Int	Yd	Lg	TD	PD	FF	FR	
9/8	Cin-W															
9/15	at Pit-W															
9/22	NO-L															
9/29	at Ari-W															
10/3	LAR-W															
10/13	at Cle-W															
10/20	Bal-L															
10/27	at Atl-W															
11/3	TB-W															
11/11	at SF-W															
11/24	at Phi-W															
12/2	Min-W															
12/8	at LAR-L															
12/15	at Car-W															
12/22	Ari-L															
12/29	SF-L															
2019 totals		0	0	0	0	0	0.0	0.0	0	0	0	0	0	0	0	0
1/5	at Phi-W1															
1/12	at GB-L2															

1-NFC Wild Card Round, 2-NFC Divisional Round

2018, PITTSBURGH

Date	Opp	GP	TACKLES				INTERCEPTIONS				FUMBLES					
			GS	Tot	So	As	Sk	Yd	Int	Yd	Lg	TD	PD	FF	FR	
9/9	at Cle-T															
9/16	KC-L															
9/24	at TB-W															
9/30	Bal-L															
10/7	Atl-W	1		0	0	0	0.0	0.0	0	0	-	0	0	0	0	0
10/14	at Cin-W	1		0	0	0	0.0	0.0	0	0	-	0	0	0	0	0
10/28																
11/4	at															
11/8																
11/18	at															
11/25	at Den-L	1		0	0	0	0.0	0.0	0	0	-	0	0	0	0	0
12/2	LAC-L	1		0	0	0	0.0	0.0	0	0	-	0	0	0	0	0
12/9	at Oak-L	1		0	0	0	0.0	0.0	0	0	-	0	0	0	0	0
12/16																
12/23	at NO-L															
12/30	Cin-W	1		0	0	0	0.0	0.0	0	0	-	0	0	0	0	0
2018 totals		6	0	0	0	0	0.0	0.0	0	0	0	0	0	0	0	0

2017, PITTSBURGH

Date	Opp	GP	TACKLES				INTERCEPTIONS				FUMBLES					
			GS	Tot	So	As	Sk	Yd	Int	Yd	Lg	TD	PD	FF	FR	
9/10	at Cle-W															
9/17	Min-W	1		0	0	0	0.0	0.0	0	0	-	0	0	0	0	0
9/24	at Chi-L															
10/1	at Bal-W	1		0	0	0	0.0	0.0	0	0	-	0	0	0	0	0
10/8	Jax-L															
10/15	at KC-W	1		0	0	0	0.0	0.0	0	0	-	0	0	0	0	0
10/22	Cin-W															
10/29	at Det-W															
11/12	at Ind-W															
11/16	Ten-W	1		0	0	0	0.0	0.0	0	0	-	0	0	0	0	0
11/26	GB-W	1		0	0	0	0.0	0.0	0	0	-	0	0	0	0	0
12/4	at Cin-W	1		0	0	0	0.0	0.0	0	0	-	0	0	0	0	0
12/10	Bal-W	1		0	0	0	0.0	0.0	0	0	-	0	0	0	0	0
12/17	NE-L	1		0	0	0	0.0	0.0	0	0	-	0	0	0	0	0
12/25	at Hou-W	1		0	0	0	0.0	0.0	0	0	-	0	0	0	0	0
12/31	Cle-W	1		0	0	0	0.0	0.0	0	0	-	0	0	0	0	0
2017 totals		10	0	0	0	0	0.0	0.0	0	0	0	0	0	0	0	0
1/4	Jax-L1	1		0	0	0	0.0	0.0	0	0	-	0	0	0	0	0

1-AFC Wild Card Round



ALEXANDER HOLLINS 83

SCHOOL EASTERN ILLINOIS
 BORN 11/24/1996
 ACQUIRED FA - '20
 EXPERIENCE FIRST YEAR

WIDE RECEIVER

6 - 0 , 1 6 6

CAREER TRANSACTIONS Originally signed by the Minnesota Vikings as an undrafted free agent on May 3, 2019...Waived by the Vikings during final roster cuts on Aug. 31, 2019...Signed to the Vikings' practice squad on Sept. 12, 2019...Signed by the Cleveland Browns from the Vikings' practice squad on Dec. 28, 2020.

KEY NOTES

- Spent Weeks 1-16 on the Vikings' practice squad in 2020.
- Appeared in five games (one start) last season.
- Posted two receptions, both for first downs, and 46 receiving yards in 2019.

PERSONAL

- Native of Yazoo, Miss.
- Attended Yazoo County HS and earned Mississippi Class 4A All-State honors.

HOLLINS' CAREER

Year	Team	GP	GS	RECEIVING				RUSHING					
				No	Yds	Avg	LG	TD	Att	Yds	Avg	Lg	TD
2019	Min	5	1	2	46	23.0	35	0	0	0	-	-	0
2018	Min	0	0	0	0	-	-	0	0	0	-	-	0
	Cle	0	0	0	0	-	-	0	0	0	-	-	0
NFL totals		5	1	2	46	23.0	35	0	0	0	-	-	0

PLAYOFFS


Year	Team	GP	GS	RECEIVING				RUSHING					
				No	Yds	Avg	LG	TD	Att	Yds	Avg	Lg	TD
2019	Min	1	0	0	0	-	-	0	0	0	-	-	0
NFL totals		1	0	0	0	-	-	0	0	0	-	-	0

SINGLE-GAME HIGHS & CAREER MILESTONES: RECEIVING: Receptions - 2, vs. Chi., 12/29/19. Yards - 46, vs. Chi., 12/29/19. Long - 35, vs. Chi., 12/29/19. NFL debut: at Sea., 12/2/19. First NFL start: vs. Chi., 12/29/19.

HOLLINS' GAME-BY-GAME

2020, MINNESOTA										
Date	Opp	GP	GS	No	Yds	Avg	Lg	TD		
9/13	GB-L			***Vikings' practice squad***						
9/20	at Ind-L			***Vikings' practice squad***						
9/27	Ten-L			***Vikings' practice squad***						
10/4	at Hou-W			***Vikings' practice squad***						
10/11	at Sea-L			***Vikings' practice squad***						
10/18	At-L			***Vikings' practice squad***						
11/1	at GB-W			***Vikings' practice squad***						
11/8	Det-W			***Vikings' practice squad***						
11/16	at Chi-W			***Vikings' practice squad***						
11/22	Da-L			***Vikings' practice squad***						
11/29	Car-W			***Vikings' practice squad***						
12/6	Jax-W			***Vikings' practice squad***						
12/13	at TB-L			***Vikings' practice squad***						
12/20	Chi-L			***Vikings' practice squad***						
12/27	at NO-L			***Vikings' practice squad***						
2020, CLEVELAND										
1/3	Pit-W			***inactive -- coach's decision***						
2020 totals		0	0	0	0	-	-	0		

2019, MINNESOTA										
Date	Opp	GP	GS	No	Yds	Avg	Lg	TD		
9/8	At-W			***Vikings' practice squad***						
9/15	at GB-L			***Vikings' practice squad***						
9/22	Oak-W			***Vikings' practice squad***						
9/29	at Chi-L			***Vikings' practice squad***						
10/6	at NYG-W			***Vikings' practice squad***						
10/13	Phi-W			***Vikings' practice squad***						
10/20	at Det-W			***Vikings' practice squad***						
10/24	Was-W			***Vikings' practice squad***						
11/3	at KC-L			***Vikings' practice squad***						
11/10	at Dal-W			***Vikings' practice squad***						
11/17	Den-W			***Vikings' practice squad***						
12/2	at Sea-L	1		0	0	-	-	0		
12/8	Det-W	1		0	0	-	-	0		
12/15	at LAC-W	1		0	0	-	-	0		
12/23	GB-L	1		0	0	-	-	0		
12/29	Chi-L	1	WR	2	46	23.0	35	0		
2019 totals		5	1	2	46	23.0	35	0		
1/5	at NO-W1	1		0	0	-	-	0		
1/11	at SF-L2			***inactive***						
1-NFC Wild Card Round, 2-NFC Divisional Round										



BLAKE HANCE 62

- SCHOOL NORTHWESTERN
- BORN 1/11/1996
- ACQUIRED FA - '20
- EXPERIENCE FIRST YEAR

G U A R D

6 - 6 , 3 1 0

CAREER TRANSACTIONS Signed by the Buffalo Bills as an undrafted free agent on April 27, 2019...Waived by the Bills on May 23, 2019...Signed by the Washington Redskins on June 3, 2019...Waived by Washington on Aug. 31, 2019...Signed to Jacksonville Jaguars' practice squad Sept. 1, 2019...Signed by the Jaguars to a reserve/futures contract on Jan. 2, 2020...Waived by the Jaguars on Sept. 5, 2020. Signed to the New York Jets' practice squad on Sept. 23, 2020...Signed by the Cleveland Browns on Jan. 2, 2021.

KEY NOTES

- Spent Weeks 1-16 on the NY Jets' practice squad in 2020.
- Played in 51 career games (46 starts) at Northwestern.

PERSONAL

- Native of Jacksonville, Ill.
- Son of Ron and Theresa Hance.

HANCE'S CAREER

Year	Team	GP	GS
2020	NYJ	0	0
	Cle	0	0
NFL totals		0	0

CAREER MILESTONES: NFL debut: None. First NFL start: None.



ANTHONY FABIANO 58

- SCHOOL HARVARD
- BORN 7/13/1993
- ACQUIRED FA - '20
- EXPERIENCE SECOND YEAR

C E N T E R

6 - 4 , 3 0 3

CAREER TRANSACTIONS Originally signed by the Baltimore Ravens as an undrafted free agent on May 6, 2016...Waived by the Ravens on Aug. 29, 2016...Added to the Cleveland Browns' practice squad on Sept. 5, 2016...Elevated to the Browns' active roster on Oct. 5, 2016...Waived by the Browns on Oct. 10, 2016...Added to the Browns' practice squad on Oct. 12, 2016...Elevated to the Browns' active roster on Dec. 5, 2016...Waived by the Browns on Sept. 2, 2017...Added to the Washington Redskins' practice squad on Sept. 4, 2017...Removed from the Redskins' practice squad on Sept. 11, 2017...Added to the New York Giants' practice squad on Oct. 4, 2017...Removed from the Giants' practice squad on Oct. 10, 2017...Added to the New England Patriots' practice squad on Nov. 9, 2017...Removed from the Patriots' practice squad on Nov. 11, 2017...Added to the Indianapolis Colts' practice squad on Nov. 28, 2017...Elevated to the Colts' active roster on Dec. 2, 2017...Waived by the Colts on May 14, 2018...Claimed by the Browns via waivers on May 15, 2018...Waived by the Browns on Sept. 2, 2018...Signed to the Philadelphia Eagles' practice squad on Nov. 20, 2018...Signed to the Tampa Bay Buccaneers' practice squad on Oct. 16, 2019...Signed by the Browns on Jan. 6, 2021.

KEY NOTES

- Spent his rookie season in 2016 as a member of the Browns' practice squad before being elevated to the team's active roster for its final four games.
- Started two of nine games played in his NFL career, all at center.
- Made first career start and played every offensive snap at Pit on Jan. 1, 2016.

PERSONAL

- Native of Wakefield, Mass.
- Attended Wakefield High School where he was a two-year starter at tight end and defensive end.
- Would like to start a career as an agent for NFL players when his playing days are over.

FABIANO'S CAREER

Year	Team	GP	GS
2016	Cle	4	1
2017	Ind	5	1
NFL totals		9	2

WIN IT
TOGETHER