



2021
SEASON IN REVIEW

2021

SCHEDULE

PRESEASON
WEEK 1
GAME 1
W
@ JAX
SATURDAY
AUG. 14
7 P.M. ET
23-13

PRESEASON
WEEK 2
GAME 2
W
@ JAX
SUNDAY
AUG. 22
1 P.M. ET
17-13

PRESEASON
WEEK 3
GAME 3
W
@ ATL
SUNDAY
AUG. 29
8 P.M. ET
19-10

L
33-29

WEEK 2
GAME 4
W
VS. HOU
SUNDAY
SEPT. 19
1 P.M. ET
31-21

WEEK 3
GAME 5
W
VS. CHI
SUNDAY
SEPT. 26
1 P.M. ET
26-6

WEEK 4
GAME 6
W
@ MIN
SUNDAY
OCT. 3
1 P.M. ET
14-7

WEEK 5
GAME 7
L
@ LAC
SUNDAY
OCT. 10
4:05 P.M. ET
47-42

WEEK 6
GAME 8
L
VS. ARI
SUNDAY
OCT. 17
4:05 P.M. ET
37-14

WEEK 7
GAME 9
W
VS. DEN
THURSDAY
OCT. 21
8:20 P.M. ET
17-14

WEEK 8
GAME 10
L
VS. PIT
SUNDAY
OCT. 31
1 P.M. ET
15-10

WEEK 9
GAME 11
W
@ CIN
SUNDAY
NOV. 7
1 P.M. ET
41-16

WEEK 10
GAME 12
L
@ NE
SUNDAY
NOV. 14
1 P.M. ET
45-7

WEEK 11
GAME 13
W
VS. DEN
SUNDAY
NOV. 21
1 P.M. ET
13-10

WEEK 12
GAME 14
L
@ BAL
SUNDAY
NOV. 28
8:20 P.M. ET
16-10

WEEK 14
GAME 15
W
VS. BAL
SUNDAY
DEC. 12
1 P.M. ET
24-22

WEEK 15
GAME 16
L
VS. LV
MONDAY
DEC. 20
5 P.M. ET
16-14

WEEK 16
GAME 17
L
@ GB
SATURDAY
DEC. 25
4:30 P.M. ET
24-22

WEEK 17
GAME 18
L
@ PIT
MONDAY
JAN. 3
8:15 P.M. ET
26-14

WEEK 18
GAME 19
W
VS. CIN
SUNDAY
JAN. 9
1 P.M. ET
21-16



2021 SEASON IN REVIEW

NOTABLE STORYLINES

- The Cleveland Browns concluded the 2021 season with an 8-9, with six games won at home (6-3). Under Kevin Stefanski, the team has won six home games in back-to-back seasons (12-5 overall at FirstEnergy Stadium) since 1986-89.

- G Joel Bitonio, DE Myles Garrett, RB Nick Chubb, G Wyatt Teller and CB Denzel Ward garnered Pro Bowl nods for their play in 2021. It marked the club's most Pro Bowlers since 2013 when it had six. Bitonio led the voting among all guards and is the first Browns guard named to four consecutive Pro Bowls since Pro Football Hall of Famer Gene Hickerson made six straight from 1966-71. With Bitonio and Teller both making the Pro Bowl, it marks the fifth time in Browns history that two guards made the Pro Bowl and first since 1967 when Hickerson and John Wooten were selected.

- For the second straight year, the Browns placed multiple players on the Associated Press' top All-Pro team. Garrett and Bitonio landed the top honors Friday when they were named to first-team All Pros. G Wyatt Teller made the second team for a second consecutive season. For Garrett, it marks the second straight year in which he's landed on the first team. This is Bitonio's first time earning first-team honors after making the second team in each of the past three seasons.

- The defense ranked fifth in total defense, marking just the third time since the 1970 merger the club finished in the top five and the club's highest finish since 1987 (third).

- In Week 3 versus Chicago, the defense sacked QB Justin Fields a season-high nine times and limited the Bears offense to 47 total net yards, the lowest ever by a Browns opponent. Additionally, the Bears only threw for one yard, the lowest ever given up by the Browns.

- In Week 9 at Cincinnati, the Browns became the first team since the 1967 San Diego Chargers to register an interception returned for touchdown (99), receiving (60), and rushing (70) touchdown, all of 60 yards or more, in a single game. In addition, the Browns are the fourth team in NFL history to record a passing touchdown, rushing touchdown and defensive touchdown of 60-plus yards in a game.

- The Browns defense was one of just five units in 2021 with two players to record at least nine sacks. The 25 combined sacks between Myles Garrett (16) and Jadeveon Clowney (nine) were the second most by a pair of Browns teammates in a season, trailing only the 26 posted Reggie Camp (14) and Clay Matthews (12) in 1984.

- The Browns TEs totaled 95 receptions for 1,053 yards with 10 touchdowns. David Njoku led the team with four receiving scores, while Harrison Bryant and Austin Hooper each had three. The Browns were the only NFL team to have at least three touchdowns by three different TEs. Njoku reached his 15th career touchdown, the third most by Browns TE all time. Bryant was the first Browns TE to record a touchdown in three consecutive games (Weeks 15-17) since Gary Barnidge posted one in four straight games in 2015.

- The rushing attack led the NFL in rushing average with a 5.09 mark per rush. The team finished fourth in the NFL with 2,471 rushing yards and tied for seventh with 20 rushing touchdowns. The club's 2,471 rushing yards in 2021 rank as the fourth most in a season in Browns history and the most by the team since 1978. The team's 20 rushing touchdowns were tied for the fourth most in a single season.

- RB Nick Chubb finished runner up for the NFL rushing title (1,259) for the second time in his career (2019). He joined Pro Football Hall of Famers Jim Brown (seven times) and Leroy Kelly (twice) as the only Browns to rush for more than 1,200 yards in multiple seasons. He is one of six players in NFL history to record 950 rushing yards and eight rushing touchdowns in each of their first four years.

- QB Baker Mayfield's 92 career touchdown throws surpassed Otto Graham (88) for sole possession of fourth most in Browns history. He finished the year as the eighth player in league history to reach 3,000-or-more passing yards and 15-plus touchdown throws in each of their first four seasons.

- DE Myles Garrett finished third in the NFL with a Browns single-season record 16 sacks. He has recorded double digit sacks in each of the past four seasons. Garrett is currently one of only three players (T.J. Watt and Donald) in the NFL to have an active streak of four consecutive seasons with double-digit sacks and he is the only player in Browns in history to accomplish the feat. His 58.5 career sacks are four from passing Clay Matthews for the most in franchise history.

- 2022 Pro Bowler CB Denzel Ward's 99-yard interception return for a touchdown in Week 9 against the Bengals was the longest in the NFL in 2021. The fourth-year CB finished the season with 43 tackles, first career sack (half-sack), three interceptions, with one returned for touchdown, and 10 pass breakups.

TABLE OF CONTENTS

Team notes	4
Player notes	5-11
Head coach bio	12-13
Rosters	14-17
How the team was built	18
Depth chart	19
Pronunciation guide	19
Participation	20
Transactions	21-30
The last time	31-33
Statistics	34-36
Game summaries	37-45
Supplemental stats	46-64


POINTS OF NOTE

A LOOK BACK AT THE 2021 CLEVELAND BROWNS

- The team had a 5.09 rushing average this season, **the best mark in the NFL**. Since 2020, the Browns have a 4.94 average, **third in the league**.
- The Browns' 145.4 rushing yards per game finished **fourth in the NFL** and their 146.8 average in the same category is **third in the league since 2020**.
- The team was **fourth in rushing yards (2,471) in 2021 and third since last year (4,845)**. The club's 2,471 rushing yards in 2021 rank as the fourth most in a season in Browns history and the most by the team since 1978.
- The Browns were **fifth in the NFL with 138 rushing first downs in 2021 and sixth since last year (271)**.
- The Browns **rushed for 100 yards or more in 24 games** since last season, tied for seventh in the NFL (Broncos). The team is **18-6** in those games.
- The Browns posted the **seventh-most rushing touchdowns in the NFL this season with 20 (tied with Buffalo)** and are also tied for seventh since 2020 with 41 (49ers and Eagles). The team's 20 rushing touchdowns were tied for the fourth-most in a single-season.
- The Browns rushed for at least 150 yards in 10 games this season, the most in the NFL and are **the most games in a season in franchise history (since merger)**.
- The Browns' 5,791 total net yards were **the fourth most by a Browns team in a season**.
- The Browns' 6,090 scrimmage yards were **the fourth most by the team in a season in history**. The Browns have surpassed 6,000 scrimmage yards five times in a single season, including both years under head coach Kevin Stefanski.
- The 2021 Browns rushing attack **was first in the NFL with 81 rushes for at least 10 yards**, the most by the team in a season since 1994.
- The team's 43 sacks are **tied for the fifth most by a Browns team in a season in history**.
- **The Browns finished fifth in the NFL in total defense**, marking just the third time since 1970 the team finished in the top five and was the club's highest finish since 1987 (third).
- The Browns finished **fifth in passes defended**, the club's highest finish since 2011 when the team was second. Cleveland, Green Bay and San Francisco were the only NFL teams in 2021 to finish in the top-12 in total defense, run defense and pass defense.
- The Browns were **one of just five teams this season** to have two players record at least nine sacks. The 25.0 combined sacks between Myles Garrett (16) and Jadeveon Clowney (9) were the second-most by a pair of Browns teammates in a season, trailing only the 26.0 by Reggie Camp (14) and Clay Matthews (12) in 1984.
- The **Browns special teams were fifth in the NFL** in punt return yards this season with 337, **first in the NFL** in opponent average start on kickoff (23.3) and **tied for sixth in the league** with 14 tackles inside the 20 on kickoffs (Patriots).
- The Browns have posted **262 rushes for 10-plus yards and 68 rushes for 20-plus yards** since 2018, both second in the NFL. Additionally, the team's 39 carries for 20-plus yards and 155 for 10-plus yards since last season are second and first, respectively, in the NFL. The Browns also registered 11 rushing attempts for 50-plus yards since 2018 (tied for first with Giants and Titans) and five since last year (tied for first with Titans and Colts).
- The Browns offense has combined for a 4.84 rushing average since 2018, **the second-highest average in the NFL** (Ravens, 5.10). The unit has also posted 8,639 rushing yards, fourth in that span.
- The Browns have proven to be hard to take down since 2019, posting 4,897 rushing yards after contact since that time (third in the NFL). **Since last year, the team ranks second** in the category with 3,479. The Browns were **first** in 2021 (1,860).
- In Week 9, CB Denzel Ward (99-yard interception return), RB Nick Chubb (70-yard run) and WR Donovan Peoples-Jones (60-yard catch) each recorded touchdowns. The Browns became the **first team in 54 years and the fourth team all time to record a touchdown reception, rushing touchdown and defensive touchdown each of at least 60 yards** in a single game, joining Kansas City (October 30, 1966), Washington (November 27, 1966) and the San Diego Chargers in 1967 (October 15, 1967).
- **In Week 12 at Baltimore, the Browns defense totaled four interceptions**, the first time a Browns team has done so in a game since facing Pittsburgh on Nov. 14, 2019.



Pro Bowl DE **Myles Garrett** set the **new single-season franchise record for most sacks** with 16 in 2021. He reached the mark in the form of a strip-sack and he recovered his own forced fumble, returning it 15 yards for his first career touchdown. He became the first Brown to return a fumble for a touchdown since Craig Robertson on Dec. 7, 2014. His 16 sacks were the third most in the NFL and his **58.5 career sacks are the second most in team history**, only trailing Clay Matthews (62). In Week 6, Garrett collected his 50th (50.5) career sack. Only Reggie White (40) and Derrick Thomas (54) reached the milestone faster than Garrett, who did it in his 57th game. His Week 3 outing was a record-setting day, posting a career-high 4.5 sacks, a single-game Browns record. His 4.5 sacks surpassed Andra Davis' four, a record that stood since 2003. His 58.5 career sacks were the second most (J.J. Watt, 61) by an active player in his first 68 career games and the fourth most in NFL history in the category, behind Hall of Famers Reggie White (77) and Derrick Thomas (60), as well as Watt. Additionally, **he passed Hall of Famer Bruce Smith (57.5) for the most sacks by a No. 1 overall pick in his first five years** 2021. His total also passed Smith for the most among all first-round picks in the same span in history and is fifth among active first-rounders in the same category.



AFC
DPOTW
WEEK 3

95

HIS **16** IN 2021

16

SACKS WERE THIRD IN THE NFL and are tied for the most sacks in a season by a DE since he was drafted in 2017 (J.J. Watt in 2018).

HIS **17**

TFLs TIED FOR SIXTH IN THE NFL with Robert Quinn and are the second most by a Brown in a season since 1999, behind Jamir Miller (22) in 2001.

HIS **33**

QB HITS WERE SECOND IN THE NFL (T.J. Watt, 39) and are the most ever by a Brown in a season.

MAGIC MYLES

20 The number of years it had been since a Brown recorded a sack, forced fumble, fumble recovery and a fumble recovery returned for a touchdown in a game, before Garrett did in Week 14 (first score of his career) this year. He's just the second Brown to do so, along with Courtney Brown in Week 8 of 2001.

6 The number of games Garrett has registered two sacks and a forced fumble since his rookie year, tied for fourth in the NFL (Yannick Ngakoue).

6 The number of sacks Garrett had in September 2019 and October 2020, the most by a Brown in any month in history. His September 2019 total is also tied for sixth among all active defenders in the month of September in any given year and his six last October are tied for fourth in the same category.

10 The number of games he's recorded a forced fumble and a half-sack since he entered the league, tied for 10th in the NFL (Jason Pierre-Paul and Dante Fowler).

11 The number of games Garrett has posted two or more sacks, the most by a Brown in his first five years and tied for second overall by a Brown.

19 The number of sacks Garrett has in September since 2017, best in the NFL since that time.

THE GARRETT FILE

Garrett has 22.5 sacks in October since he was drafted in 2017 and 18.5 since 2018, first and second in the NFL, respectively. His 15 sacks in October since 2019 are the most in the NFL, as are his 11 since 2020. His six last year tied his total from Sept. 2019 for the most by a Brown in any given month in history. His six sacks also tied for fifth among all active players in the month of October in history.

Since entering the league in 2017, Garrett is fifth in the NFL with 58.5 sacks (second in the AFC), despite playing in the least amount of games than any other player in the top five (68 with Chandler Jones).

- His 10 career strip-sacks are the most by a Brown since 2000.
- Tied for the fourth-most games with more than one sack in the NFL since 2017 with Ngakoue (14).
- His 14 career multi-sack games are tied for the 10th most by a player in his first 68 games in history (seven other players).
- Garrett's 14 career multi-sack games are the most ever by a Brown.
- He has 11 forced fumbles in his career, the most by a Brown since 2000.
- Garrett is one of only four players to have at least 58 sacks and 11 forced fumbles since 2017 (Aaron Donald, T.J. Watt and Jones).
- Following his fifth season, Garrett is just one of nine players in history to have at least 58 sacks and 11 forced fumbles in his first five years. He's seen action in just 68 career games, fewest on the list, with the next highest number of games played being 73. Garrett is the only NFL player to have reached those numbers in 68 career games or fewer.

Garrett has posted 29.5 sacks in 34 games played on the road since 2017, fifth in the NFL, while his 29 in 34 games played in Cleveland are third in that span. His seven forced fumbles at home are tied for sixth with five others.

Garrett is currently one of only three players (T.J. Watt and Donald) in the NFL to have an active streak of four consecutive seasons with double-digit sacks and he is the only player in Browns in history to accomplish the feat.


ALL-TIME BROWNS SACKS LEADERS

Player	Sacks
1. Clay Matthews (232 games)	62
2. Myles Garrett (68 games)	58.5
3. Michael Dean Perry (109 games)	51.5
4. Rob Burnett (93 games)	40.5
5. Carl Hairston (92 games)	37.5

ALL-TIME BROWNS SACKS LEADERS: SINGLE SEASON

Player	Sacks
1. Myles Garrett (2021)	16
2. Reggie Camp (1984)	14
3. Myles Garrett (2018)	13.5
4. Jamir Miller (2001)	13
5t. Myles Garrett (2020)	12





Despite missing a total of three games in 2021, Pro Bowl RB **Nick Chubb** finished **second in the NFL with 1,259 rushing yards** and tied with Greg Pruitt and Leroy Kelly for the third-most consecutive seasons (three) of 1,000-plus rushing yards in team annals. He also joined Hall of Famers Jim Brown (seven) and Leroy Kelly (twice) as the only Browns to rush for more than 1,200 yards in multiple seasons. Chubb is the first Brown to surpass 1,000 rushing yards in three consecutive seasons since Mike Pruitt (1979-81) and he joined Jim Brown as the only two players in franchise history with eight touchdowns in each of their first four years. He's also the first Brown in history to record 1,000-plus scrimmage yards in each of his first four seasons. Additionally, he has rushed for the third-most games of multiple touchdowns in club annals (seven). With his 70-yard touchdown run in Week 9, he's now recorded three rushes of 70-plus yards in his career, one behind Jim Brown for the most in team history. Chubb owns the longest (92 yards in 2018) and third-longest (88 yards in 2019) rushes in team history. **Chubb's 5.52 rushing average (sixth overall and third by a RB), 61 rushing first downs (fourth), 41 rushes for 10-plus yards (second), 89.9 rushing-yards-per-game average (second), 12 rushes for 20-plus yards (second) and eight rushing touchdowns (tied for 10th) all ranked in the top 10 in the NFL.** Chubb finished second on the club's all-time rushing list among Browns in their first four years with 4,861 rushing yards (Jim Brown, 5,055), as well as second in the same category with 36 rushing touchdowns (Brown, 49). He's also sixth on the Browns all-time rushing yards list and is fifth in rushing scores.



ALL-TIME BROWNS RUSHING LEADERS: TD

Player	TD
1. Jim Brown (118 games played)	106
2. Leroy Kelly (136 games played)	74
3. Mike Pruitt (124 games played)	47
4. Kevin Mack (99 games played)	46
5. Otto Graham (126 games played)	44
6. Nick Chubb (58 games played)	36
7. Marion Motley (99 games played)	31
8. Earnest Byner (99 games played)	27
9. Greg Pruitt (118 games played)	25
10. Isaiah Crowell (64 games played)	21

HUNDO

Chubb has 22 100-yard rushing games in his career, second in the NFL since 2018 and were the most by a player in his first four seasons since that time. His 22 games are also the third most by an active player in his first 58 career games and the Browns are 16-6 when Chubb rushes for 100 yards. The 22 games are also the second most by a Brown in his career. Chubb is tied for second for most games since 2018 with 100 rushing yards and a rushing score (14) and passed Mike Pruitt for sole possession of third on the Browns' all-time list in the same category in 2021.

50 FEAT

Chubb has reached 50 rushing yards in 46 games since he was drafted in 2018, the most by a Brown in his first four years, passing Jim Brown in Week 14. The 46 games are also the most among all Browns in their first 58 games.

BIG-PLAY BACK

Chubb ranks first by a Brown since 1991 in carries for 10-plus yards with 141 and has the most carries for 20-plus yards (45) and 50-plus yards (nine) in the same timeframe. Since entering the league in 2018, Chubb ranks second in the NFL with 142 rushes for 10-plus yards, first with 46 rushes for 20-plus yards and tied for first with nine rushes for 50-plus yards.

ANYTHING BUT AVERAGE

Chubb's career rushing average (5.30) through his first four years is tops in Browns history (min. 750 attempts). It's also the third highest in the NFL since 2018 and is the highest among all running backs (min. 300 attempts).



QB **Baker Mayfield** posted the **fourth-most touchdown passes in franchise history (92)**, before finishing the season on injured reserve with a shoulder injury. He completed 253 passes for 3,010 yards and 17 touchdowns in 2021 and his 92 touchdowns are the third most by a No. 1 overall pick in their first four years. **He ranks third in franchise history in career passing yards (14,125), career completions (1,185) and career yards per attempt (7.34), as well as first in career completion percentage (61.6) and QBR (87.8).**

14,000
CAREER PASSING YARDS

First Brown to reach the total in his first four years.

300
PASSING YARDS

10 career games with 300 passing yards, second most by a Brown since 1950.

TIMES TWO

Mayfield is fourth in team history in games with at least two touchdown passes and is first by a Brown in his first four years (30 games).

6 FROM 6

Mayfield was fourth in passing touchdowns (92) among No. 1 overall picks in their first four years in history.

100.0+

Since he was drafted, the Browns are 17-4 when Mayfield posts a 100.0-plus passer rating, 16-4 when he posts a 100.0-plus passer rating and a passing touchdown and 13-3 when he posts a 100.0-plus passer rating and multiple passing touchdowns. The team is also 10-2 when Mayfield completes at least 70 percent of his passes.

HOME SWEET HOME

In 29 games at FirstEnergy Stadium, Mayfield has completed 566 of 901 passes for 6,590 yards with 39 touchdowns and a 19-10 record as a starter.

NO. 1 PASSER

Mayfield's career passer rating of 87.8 is the highest in team history, while his passing yards (14,125) place third, his completions (1,185) place third and his touchdowns (92) place fourth. His completions are already a team record by a quarterback in his fourth year or younger, as well as his passing yards. His passing touchdowns total passed Otto Graham (86) in 2021 for most by a Brown in his first four years.

SEASON STREAKS

Mayfield threw at least 20 touchdown passes in each of his first three seasons, the first Brown to do so. He was also the second Brown to reach the streak and the first since Brian Sipe's streak of three seasons from 1978-80. He tossed at least 3,500 passing yards for the third consecutive year in 2020, the first Brown to record the streak since Sipe from 1979-81 and just the second Brown ever. Mayfield was the first Brown to start his career with three straight seasons of 3,500 passing yards. Additionally, Mayfield threw 300 passing completions for the third consecutive year last year, the first Brown ever to record the streak. He was the first Brown to start his career with three straight seasons of 300 passing completions.

KEEP AWAY

Mayfield didn't throw an interception in five games from Games 8-12 last year, a new career high and tied for the second-longest streak by a Brown since 1970 (first time Vinny Testaverde in 1995). It was also tied for the second-longest streak in the league last year. The Browns were 4-1 in those games and the Browns were 7-2 last year when Mayfield didn't throw an interception. The team is also 15-4 all time in such games. His nine games without throwing an interception last year were a single-season career high. He also didn't throw an interception for 187 consecutive passing attempts last year, spanning seven games. The Browns were 5-2 during that stretch and it was the fourth-longest streak in franchise history.



DENZEL WARD

THE WARDEN

Pro Bowl CB **Denzel Ward's** three interceptions in 2021 tied his single-season career high set in 2018. He's **seventh in the NFL in passes defended since 2020 (28) and since he was drafted in 2018 (50)**. In Week 9, Ward had a signature performance, in which he batted down three passes and returned one interception 99 yards for a touchdown. Moreover, **his 99-yard interception return was the longest in the NFL since Houston S Justin Reid returned one 101 yards on Nov. 18, 2018**. He was the only player in the NFL last year to have three or more passes defended in three games and is tied for first in the NFL with six games of three-plus pass breakups since 2018. His six career games with three passes defended rank third in team history and the Browns are 5-0-1 in those contests. His seven career games with at least a pair of pass breakups and an interception are third in team history and are tied for the third most in the NFL since 2018, along with J.C. Jackson and Trevon Diggs.

- Ward has the **most pass breakups** versus the AFC North since he was drafted in 2018 with 24.
- Ward's 14 pass breakups versus the Bengals since 2018 are the **most by any NFL player** versus a single opponent.
- His 24 passes defended versus the AFC North are also **tied for first in the NFL** by a player versus his own division since 2018 (James Bradberry).
- Ward's 34 passes defended versus the AFC are **tied for fifth** by a player versus the AFC since 2018 (Stephon Gilmore and Michael Davis).
- Ward's 50 career passes defended are **seventh** in the NFL since 2018.
- Ward is **tied for fourth** on the Browns' all-time passes defended list (Corey Fuller).
- Ward has posted the **most interceptions** versus the AFC North since he was drafted in 2018 with seven. His eight total takeaways also place **first** and his two interceptions returned for touchdowns are also **first**.
- His 50 passes defended are also the **second most** by a Brown who has played in 52 career games or less since the merger (Joe Haden, 61).
- Ward is also **tied for 10th** in passes defended by an active player in 52 career games or less since the merger (Gilmore).
- Ward **led the league** with three games consisting of at least three pass breakups last season. The three games tied a single-season high by a Brown.
- Ward is **tied for fifth (Buster Skrine)** on the Browns' all-time list of games with multiple pass breakups (14).
- Ward became the **first Brown since Joe Schobert in Week 12 of 2019** to have at least four passes defended and an interception in a game in Week 11 last year.
- Ward posted five games with multiple passes defended last year, **the first time that's been done by a Brown since Buster Skrine (five) and Joe Haden (seven) in 2014**.

WARD SET A CAREER HIGH OF 18 PASSES DEFENDED LAST YEAR AND HAS POSTED AT LEAST 11 IN EACH OF HIS FIRST THREE SEASONS. ONLY 22 OTHER PLAYERS SINCE 1970 HAVE HAD SUCH A STREAK IN THEIR FIRST THREE YEARS. WARD IS ALSO THE THIRD BROWN IN THE SAME CATEGORY TO ACCOMPLISH THE FEAT, JOINING JOE HADEN AND ERIC WRIGHT. OVERALL, WARD IS THE FOURTH BROWN TO HOLD THE STREAK.





JARVIS
LANDRY

CATCHING ON

Landry ranks 10th in NFL history for most receptions in a player's first 123 career games (688) and sixth in a player's first 100 games (581).

A RECORD YEAR

In Week 15 last year, Landry started his 100th career game and caught his 587th pass as a starter, the ninth-most receptions by a player in his first 100 starts since 1948. His 587 receptions tied for second with Brandon Marshall, trailing Marvin Harrison (598), in the same category in the first seven years of a player's career. His total is fourth since 2014 in the first 100 starts of a player's career, behind Julio Jones (668), DeAndre Hopkins (627) and Antonio Brown (589).

After throwing a touchdown pass in Week 4 and rushing for a touchdown in Week 17 last year, he became the first Brown with a rushing, receiving and passing touchdown in a season since Eric Metcalf in 1989 (10th time in franchise history).

Finished his seventh NFL season with 636 career receptions, the second most by a player in his first seven years in history. He also became just the fourth player in NFL history to reach 630 career receptions in his first seven seasons and the first player since he was drafted in 2014 to hit the mark.

WR Jarvis Landry led the team with 52 receptions for 570 yards and added four total touchdowns. Before being placed on IR following Week 2, Landry's coveted streak of games with at least a pair of receptions came to an end, reaching 111 consecutive games. Landry had one catch before he exited the game with a knee injury in the first quarter and did not return. The streak ended as the fourth-longest of its kind in NFL history.



TWO AT A TIME

Since Week 2 of his rookie season in 2014 until Week 2 this year, Landry caught at least two passes in 111 consecutive games. His streak was the best in the NFL since 2014 and was the second longest that's active.

2014-21 NFL RECEIVING LEADERS: CONSECUTIVE GAMES WITH 2+ REC

	Player	Tot	Streak
1.	Jarvis Landry	111	Sept. 14, 2014-Sept. 19, 2021
2.	Antonio Brown	86	Spt. 7, 2014-Sept. 9, 2021

ALL-TIME NFL RECEIVING LEADERS: CONSECUTIVE GAMES WITH 2+ REC

	Player	Tot	Streak
1.	Tim Brown	147	Oct. 10, 1993-Oct. 27, 2002
2.	Jerry Rice	146	Sept. 8, 1991-Sept. 9, 2001
3.	Antonio Brown	125	Oct. 23, 2011-Sept. 9, 2021
4.	Jarvis Landry	111	Sept. 14, 2014-Sept. 19, 2021
5.	Marvin Harrison	110	Oct. 20, 1996-Nov. 2, 2003
6.	Larry Fitzgerald	97	Nov. 21, 2004-Dec. 19, 2010

With 688 career receptions, Landry is one of just four players to have 680-plus catches since 2014, including DeAndre Hopkins (737), Julio Jones (705) and Travis Kelce (704).

Since the 1970 merger, Landry is the only player to have at least 390 receiving first downs (394) and 15 rushing first downs (16).

Landry's 3,508 career yards after catch rank second since he entered the league (Travis Kelce, 4,268).

In his 100th career game in Week 4 last year, Landry tossed his first career touchdown pass, a 37-yard pass. He has 146 passing yards since 2014, first in the NFL by a WR since that time. It was the first touchdown pass by a Browns WR since Mohamed Massaquoi in Week 16 of 2010 and the longest passing touchdown by a Browns WR in history. He's completed all four of his passes last year, becoming the first NFL wide receiver to complete four passes in a season since Terrelle Pryor in 2016 and the first receiver to complete at least four passes and have a perfect completion percentage in NFL history.

Since being drafted in 2014, Landry has been a top player in several receiving categories:

4TH 688 RECEPTIONS

4TH 1,045 TARGETS

8TH 394 FIRST DOWN RECEPTIONS

9TH 7,598 RECEIVING YARDS

2014-21 NFL RECEIVING LEADERS:
GAMES WITH 5+ REC

Player	Total
1. DeAndre Hopkins	91
2. Travis Kelce	84
3t. Jarvis Landry	80
3t. Julio Jones	80

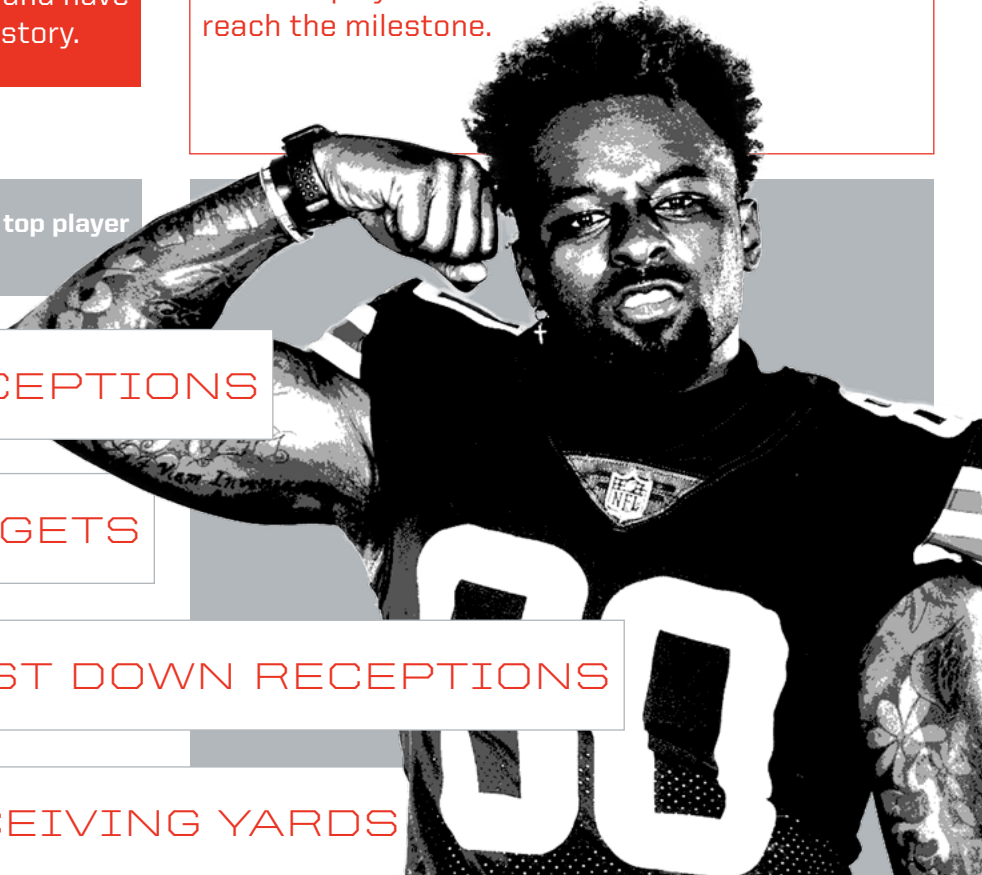
2014-21 NFL RECEIVING LEADERS:
GAMES WITH 5+ REC (FIRST EIGHT YEARS)

Player	Total
1. DeAndre Hopkins	87
2. Jarvis Landry	80
3. Travis Kelce	73

2014-21 NFL RECEIVING LEADERS:
GAMES WITH 5+ REC AND 50+ REC YDS.

Player	Total
1. DeAndre Hopkins	80
2. Julio Jones	79
3. Travis Kelce	72
4. Antonio Brown	70
5. Keenan Allen	65
6. Davante Adams	64
7. Jarvis Landry	62

Landry reached 7,000 career receiving yards last year, just the 30th player to reach the mark in his first seven seasons in NFL history and became the seventh player since he was drafted in 2014 to reach the milestone.





KEVIN STEFANSKI

Kevin Stefanski was named the 18th full-time head coach in Cleveland Browns history on January 13, 2020. He spent the previous 14 seasons with the Minnesota Vikings, where he moved up the coaching ladder from assistant to the head coach to offensive coordinator.

In his first season with the Browns, Stefanski led the team to their first playoff appearance since 2002 and first playoff victory in 26 years. He notched the most wins (11) by a first-year Browns head coach since Hall of Famer Paul Brown had 12 in the team's inaugural season in 1946. Stefanski's winning percentage (.688) was the best since Blanton Collier (.714) in 1963 and the third-best overall in franchise history. Stefanski's 11 regular season wins were the most by a first-year head coach in 2020 and marked just the 11th time since 1970 a first-year coach has won 11 or more games. Stefanski was named the NFL Coach of the Year and joined Forrest Gregg (1976) as the second coach in franchise history to earn the honor.

Stefanski's first season was unlike any other in NFL history as he and the club had to navigate the new realities and protocols presented by the COVID-19 pandemic. During his first offseason program, he and the staff had to install a new offensive and defensive system entirely virtual. Stefanski and his coaching staff didn't meet most of the players in-person until training camp, which was completely revamped to adhere to the league's protocols. During the second half of the season, the Browns dealt with numerous stops and starts to their schedule, including complete closures of the team facility, because of positive COVID-19 tests.

Despite the new norms, Stefanski who serves as the team's play-caller, helped the Browns offense to some of its best numbers in generations. Cleveland's 408 points were its second-most in franchise history, while the club also finished with its second-

best total in scrimmage touchdowns (48) and tied for the second-most first downs (355). The Browns finished third in the league in rushing with an average of 148.4 yards per game (the team's best since 1978).

Stefanski helped several Browns earn individual honors as DE Myles Garrett and RT Jack Conklin were named first-team All-Pros by the Associated Press, while G Joel Bitonio and G Wyatt Teller each earned second team honors. Garrett, Bitonio and RB Nick Chubb were selected to the Pro Bowl.

He didn't just bring the team together on the field, he also brought them together in the community. As protests for social justice erupted all across the country during the summer of 2020, Stefanski carved out meeting time to allow the players time to discuss how they felt in the moment. They were also given time off during the funeral of George Floyd, whose controversial death spurred the movement. Stefanski then empowered them to "get in the arena" and use their platform to make a difference however they saw fit.

Stefanski joined the Vikings in 2006 as an assistant to the head coach and remained with the organization under three different head coaches. After serving as assistant quarterbacks coach from 2009-13, Stefanski spent two seasons (2014-15) coaching the tight ends and one season (2016) as running backs coach. From 2017-18, he coached the quarterbacks and added the role of interim offensive coordinator for the final three games before being named the team's offensive coordinator in 2019.

In 2019, the Vikings posted a 10-6 record and earned their first road playoff win since January 9, 2005, after defeating the Saints, 26-20, in New Orleans. Three offensive players were selected to the Pro Bowl as RB Dalvin Cook and FB C.J. Ham were each named to their first career Pro Bowl with Cook voted a starter. QB Kirk Cousins was also named to the Pro Bowl.

In his first full year under Stefanski, Cousins set a single-season career high for passer rating with a 107.4 mark, fourth best in the NFL in 2019. Cousins also finished with a career-low six interceptions, while adding 26 touchdowns and a 69.1 completion percentage, fourth in the NFL in 2019. He set a Vikings record for completions in a season with 425 and finished with the second-most passing yards (4,298) and passer rating (107.4) in Vikings history.

With 1,135 rushing yards, Cook became the eighth player in Vikings history to rush for 1,000 yards in a single season and the first since Adrian Peterson in 2015. Despite missing the final two games of the season, Cook finished fourth in the NFL with 13 rushing touchdowns and seventh in scrimmage yards with 1,654.

WR Stefon Diggs set a career high with 1,130 receiving yards, giving him back-to-back 1,000-receiving yard seasons for the first time in his career. Diggs finished fourth in the NFL with an average of 17.9 yards per reception in 2019.

Stefanski was elevated from quarterbacks coach to interim offensive coordinator in Week 15 of the 2018 season and promptly guided the unit to two of its best showings of the season. In his first game calling plays, Minnesota scored a season-high 41 points and recorded 418 yards of offense en route to a 41-17 victory over the Dolphins.

As quarterbacks coach in 2017, the Vikings were forced to go to their backup, Case Keenum, early in the season after starter Sam Bradford went down with an injury. Keenum, who had completed 58 percent of his passes previously owned a 9-15 career record as a starter, went on to complete nearly 68 percent of his throws with 22 touchdowns and seven interceptions while leading the Vikings to a record of 11-3.

In his lone season coaching the running backs in 2016, the Vikings battled injuries along the offensive line and to RB Adrian Peterson that caused the runner to miss 13 games. The running game leaned on veterans Jerick McKinnon and Matt Asiata as the duo combined for 941 yards and eight rushing touchdowns.

As tight ends coach, Stefanski helped develop Pro Bowl TE Kyle Rudolph. In 2015, his unit helped clear the way for Adrian Peterson to lead the NFL in rushing with 1,485 yards.

Stefanski was elevated to assistant quarterbacks coach in 2009, where he had a hands-on role in one of the most successful offense seasons in Vikings history. Veteran QB Brett Favre signed with the team in mid-August and finished the season with 4,202 passing yards and 33 touchdowns. The Vikings finished the season 12-4 and won the NFC North.

Stefanski spent 2006-08 working directly with Head Coach Brad Childress on administrative duties and special projects. Stefanski first worked with Childress during Eagles training camp in 2005 as part of the team's operations department.

Stefanski spent the 2005 season at his alma mater, Pennsylvania, as assistant director of football operations, coordinating all aspects of the Quakers' day-to-day operations.

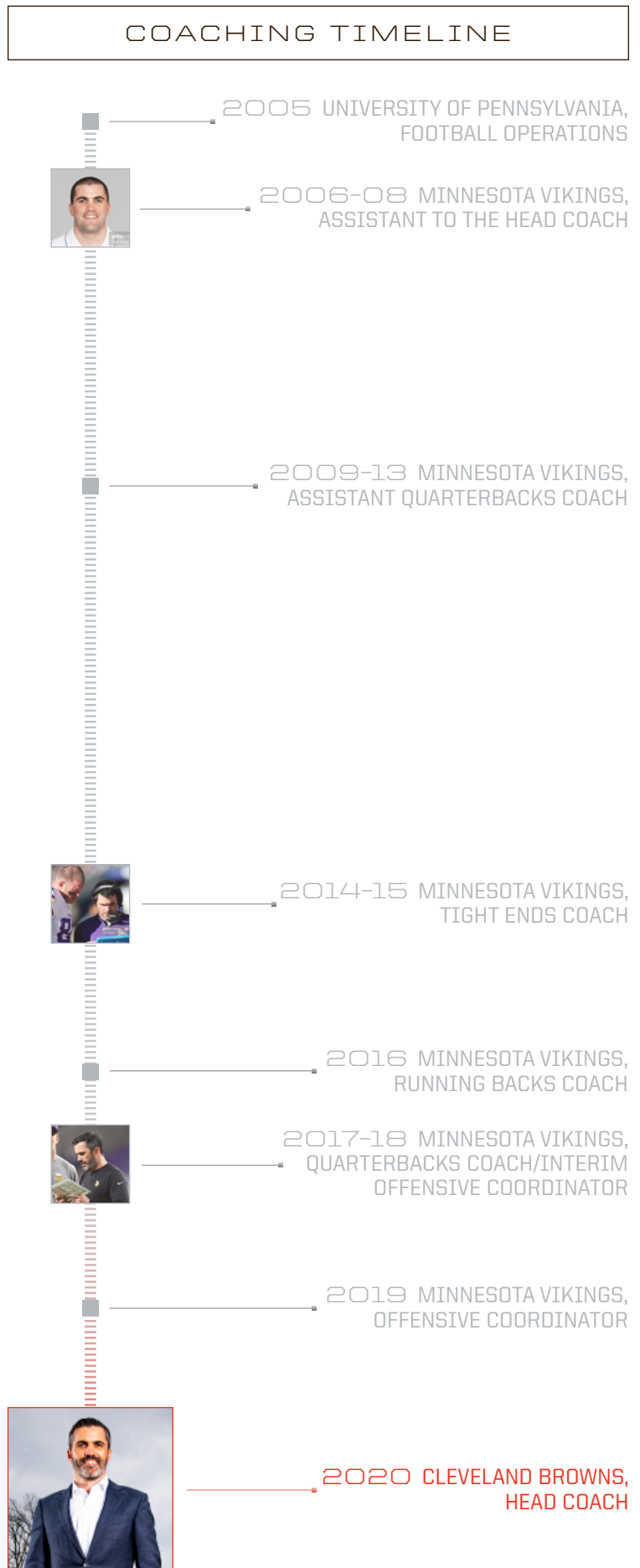
A team captain as a senior in 2003, Stefanski was part of one of the most successful stretches in the history of the Quaker football program. The team won three Ivy League titles (2000, 2002 and 2003), and went 10-0 in 2003 to become the first undefeated Penn team in a decade. During Stefanski's tenure, the squad posted a 42-7 overall record and a 32-3 mark in Ivy League play.

Stefanski earned a bachelor's degree in communications from Pennsylvania and attended St. Joseph's Prep in Philadelphia.

The Stefanski family has made a name in athletics as Kevin's father, Ed, was a basketball standout at Penn and works in the front office of the Detroit Pistons. He has previously held executive positions with the NBA's New Jersey Nets, Philadelphia 76ers, Toronto Raptors and Memphis Grizzlies.

Stefanski and wife, Michelle, have a daughter and two sons.

COACHING TIMELINE



2021 ALPHABETICAL ROSTER

<u>NO</u>	<u>NAME</u>	<u>POS</u>	<u>HT</u>	<u>WT</u>	<u>DOB</u>	<u>AGE</u>	<u>EXP</u>	<u>COLLEGE</u>	<u>HOMETOWN</u>	<u>HOW ACQ</u>	<u>GP/GS/DNP/IA</u>
75	Bitonio, Joel	G	6-4	320	10/11/91	30	8	Nevada	Long Beach, Calif.	D2 - '14	17/17/0/0
84	Bradley, Ja'Marcus	WR	6-1	198	12/11/96	25	1	Louisiana-Lafayette	Ackerman, Miss.	FA - '21	5/0/0/2
88	Bryant, Harrison	TE	6-5	230	4/23/98	23	2	Florida Atlantic	Gray, Ga.	D4 - '20	16/3/0/1
24	Chubb, Nick	RB	5-11	227	12/27/95	26	4	Georgia	Cedartown, Ga.	D2b - '18	14/14/0/2
90	Clowney, Jadeveon	DE	6-5	255	2/14/93	28	8	South Carolina	Rock Hill, S.C.	UFA (Ten.) - '21	14/14/0/1
2	Colquitt, Dustin	P	6-3	210	5/6/82	39	17	Tennessee	Knoxville, Tenn.	FA - '21	*11/0/0/0
92	Day, Sheldon	DT	6-1	293	7/1/94	27	6	Notre Dame	Indianapolis, Ind.	FA - '21	7/1/0/3
22	Delpit, Grant	S	6-3	208	9/20/98	23	2	Louisiana State	Houston, Texas	D2 - '20	15/7/0/1
68	Dunn, Michael	G	6-5	315	8/28/94	27	2	Maryland	Bethesda, Md.	FA - '20	14/2/0/3
96	Elliott, Jordan	DT	6-4	303	11/23/97	24	2	Missouri	Missouri City, Texas	D3a - '20	16/3/0/0
25	Felton Jr., Demetric	RB	5-9	190	7/16/98	23	R	UCLA	Memphis, Tenn.	D6 - '21	16/2/0/0
42	Fields II, Tony	LB	6-0	222	6/18/99	22	R	West Virginia	Las Vegas, Nev.	D5a - '21	10/0/0/4
95	Garrett, Myles	DE	6-4	272	12/29/95	26	5	Texas A&M	Arlington, Texas	D1a - '17	17/17/0/0
38	Green, A.J.	CB	6-2	198	6/9/98	23	1	Oklahoma State	DeSoto, Texas	FA - '21	12/1/0/3
94	Gustin, Porter	DE	6-5	257	2/8/97	24	3	Southern California	Elk Ridge, Utah	FA - '21	6/1/0/0
62	Hance, Blake	G	6-6	310	1/11/96	26	1	Northwestern	Jacksonville, Ill.	FA - '20	17/8/0/0
53	Harris, Nick	C	6-1	293	11/13/98	23	2	Washington	Inglewood, Calif.	D5 - '20	11/1/0/0
33	Harrison Jr., Ronnie	S	6-3	214	4/18/97	24	4	Alabama	Tallahassee, Fla.	Tr. (Jax) - '20	12/11/0/3
82	Higgins, Rashard	WR	6-1	198	10/7/94	27	6	Colorado State	Dallas, Texas	D5c - '16	15/4/1/1
23	Hill, Troy	CB	5-11	180	8/29/91	30	6	Oregon	Ventura, Calif.	UFA (LAR) - '21	12/4/0/3
81	Hooper, Austin	TE	6-4	255	10/29/94	27	6	Stanford	San Ramon, Calif.	UFA (Atl.) - '20	16/16/0/0
66	Hudson III, James	T	6-5	313	5/13/99	22	R	Cincinnati	Toledo, Ohio	D4a - '21	12/4/2/2
47	Hughlett, Charley	LS	6-4	248	5/16/90	31	7	Central Florida	Tampa, Fla.	FA - '14	17/0/0/0
27	Hunt, Kareem	RB	5-11	216	8/6/95	26	5	Toledo	Willoughby, Ohio	FA - '19	8/1/0/2
31	Janovich, Andy	FB	6-1	238	5/23/93	28	6	Nebraska	Gretna, Neb.	Tr. (Den.) - '20	13/3/0/1
30	Johnson, D'Ernest	RB	5-10	208	2/27/96	25	3	South Florida	Immokalee, Fla.	FA - '19	17/2/0/0
43	Johnson III, John	S	6-1	208	12/19/95	26	5	Boston College	Hyattsville, Md.	UFA (LAR) - '21	15/15/0/2
5	Keenum, Case	QB	6-1	215	2/17/88	33	9	Houston	Abilene, Texas.	UFA (Was.) - '20	7/2/9/0
80	Landry, Jarvis	WR	5-11	196	11/28/92	29	8	Louisiana State	Metairie, La.	Tr. (Mia.) - '18	12/12/0/0
39	LeCounte III, Richard	S	5-11	196	9/11/98	23	R	Georgia	Riceboro, Ga.	D5b - '21	9/1/0/8
52	Lee, Elijah	LB	6-3	230	2/5/96	25	5	Kansas State	Blue Springs, Mo.	FA - '21	16/0/0/0
58	McDowell, Malik	DT	6-6	295	6/20/96	25	1	Michigan State	Detroit, Mich.	FA - '21	15/14/0/0
3	McLaughlin, Chase	K	6-0	180	4/9/96	25	1	Illinois	Cypress, Texas	W. (NYJ) - '21	16/0/0/0
9	Mullens, Nick	QB	6-1	210	3/21/95	26	4	Southern Mississippi	Birmingham, Ala.	FA - '21	1/1/2/1
20	Newsome II, Greg	CB	6-0	192	5/18/00	21	R	Northwestern	Chicago, Ill.	D1 - '21	12/11/0/4
85	Njoku, David	TE	6-4	246	7/10/96	25	5	Miami (Fla.)	Cedar Grove, N.J.	D1c - '17	16/11/0/0
57	Odenigbo, Ifeadi	DE	6-3	258	4/8/94	27	4	Northwestern	Centerville, Ohio	FA - '21	9/1/0/5
28	Owusu-Koramoah, Jeremiah	LB	6-2	221	11/4/99	22	R	Notre Dame	Hampton, Va.	D2 - '21	14/10/0/0
11	Peoples-Jones, Donovan	WR	6-2	204	2/19/99	22	2	Michigan	Detroit, Mich.	D6 - '20	14/9/1/2
50	Phillips, Jacob	LB	6-3	228	4/1/99	22	2	Louisiana State	Nashville, Tenn.	D3b - '20	4/1/0/0
10	Schwartz, Anthony	WR	6-0	186	9/5/00	21	R	Auburn	Pembroke Pines, Fla.	D3 - '21	14/2/0/3
56	Smith, Malcolm	LS	6-0	225	7/5/89	32	10	Southern California	Los Angeles, Calif.	FA - '20	15/6/0/1
36	Stewart Jr., M.J.	S	5-11	200	9/16/95	26	4	North Carolina	Arlington, Va.	W. (T.B.) - '20	12/3/0/0
77	Teller, Wyatt	G	6-4	315	11/21/94	27	4	Virginia Tech	Bealeton, Va.	Tr. (Buf.) - '19	17/17/0/0
93	Togiai, Tommy	DT	6-2	296	9/19/99	22	R	Ohio State	Pocatello, Idaho	D4b - '21	6/0/0/11
64	Tretter, JC	C	6-4	307	2/12/91	30	9	Cornell	Akron, N.Y.	UFA (G.B.) - '17	16/16/0/0
4	Walker Jr., Anthony	LB	6-1	235	8/8/95	26	5	Northwestern	Miami, Fla.	UFA (Ind.) - '21	13/12/0/0
26	Williams, Greedy	CB	6-2	185	12/3/97	24	3	Louisiana State	Shreveport, La.	D2 - '19	16/8/0/1
71	Wills Jr., Jedrick	T	6-4	307	5/17/99	22	2	Alabama	Lexington, Ky.	D1 - '20	13/13/0/2
51	Wilson Sr., Mack	LB	6-1	233	2/14/98	23	3	Alabama	Montgomery, Ala.	D5a - '19	14/7/0/1
Reserve/Injured (10):											
89	Carlson, Stephen (knee, 8/16)	TE	6-4	240	12/12/96	25	3	Princeton	Jamestown, N.Y.	FA - '19	0/0/0/0
78	Conklin, Jack (knee, 11/30)	T	6-6	308	8/17/94	27	6	Michigan State	Plainwell, Mich.	UFA (Ten.) - '20	7/7/0/2
79	Forbes, Drew (knee, 8/31)	G	6-5	308	1/18/97	24	2	Southeast Missouri State	Bonne Terre, Mo.	D6 - '19	0/0/0/0
37	Harbison, Tre (concussion, 8/6)	RB	5-11	218	7/1/98	23	R	Charlotte	Shelby, N.C.	FA - '21	0/0/0/0
74	Hubbard, Chris (triceps, 10/12)	T	6-4	295	4/23/91	30	8	UAB	Columbus, Ga.	UFA (Pit.) - '18	1/0/0/4
6	Mayfield, Baker (shoulder, 1/5)	QB	6-1	215	4/14/95	26	4	Oklahoma	Austin, Texas	D1a - '18	14/14/0/1
55	McKinley, Takkarist (Achilles, 12/21)	DE	6-2	260	11/2/95	26	5	UCLA	Oakland, Calif.	UFA (L.V.) - '21	11/2/0/3
41	Meander, Montrel (Achilles, 8/23)	LB	6-2	215	9/20/94	27	1	Grambling State	Amarillo, Texas	FA - '21	0/0/0/0
15	Switzer, Ryan (foot, 8/16)	WR	5-9	183	11/4/94	27	4	North Carolina	Miami, Fla.	FA - '21	0/0/0/0
44	Takitaki, Sione (shoulder, 1/5)	LB	6-1	238	6/8/95	26	3	Brigham Young	Fontana, Calif.	D3 - '19	15/8/0/1
Reserve/COVID-19 (3):											
97	Jackson, Malik	DT	6-5	285	1/11/90	32	10	Tennessee	Los Angeles, Calif.	UFA (Phi.) - '21	16/16/0/0
21	Ward, Denzel	CB	5-11	190	4/28/97	24	4	Ohio State	Macedonia, Ohio	D1b - '18	15/15/0/1
34	Williams, Dexter	RB	5-11	212	1/6/97	25	2	Notre Dame	Orlando, Fla.	FA - '21	*3/0/0/0
Practice Squad (14):											
34	Allen, Brian	CB	6-3	200	10/21/93	28	3	Utah	La Marque, Texas	FA - '21	2/0/0/0
83	Cager, Lawrence	WR	6-5	220	8/20/97	24	2	Georgia	Baltimore, Md.	FA - '21	1/0/0/1
15	Colbert, Adrian	S	6-2	205	10/6/93	28	5	Miami (Fla.)	Wichita Falls, Texas	FA - '21	*7/3/0/0
72	Froholdt, Hjalte	G	6-5	310	8/20/96	25	3	Arkansas	Svendborg, Denmark	FA - '21	7/0/0/4
48	Guggemos, Nick	TE	6-5	231	12/17/95	26	R	Eden Prairie, Min.	St. Thomas	FA - '21	0/0/0/0
16	LeMay, Benny	RB	5-8	220	10/18/97	24	1	Charlotte	Matthews, N.C.	FA - '21	0/0/0/0
49	Meadors, Nate	S	5-11	189	2/13/97	24	1	UCLA	San Bernardino, Calif.	FA - '21	0/0/0/0
29	Miller, Herb	CB	6-1	201	11/11/97	24	1	Florida Atlantic	Miramar, Fla.	FA - '21	9/0/0/1
60	Moore, David	G	6-2	320	5/12/98	23	R	Grambling State	Little Rock, Ark.	FA - '21	0/0/0/0
18	Pierce, Artavis	RB	5-9	217	5/17/96	25	2	Oregon State	Lake Alfred, Fla.	FA - '21	*1/0/0/0
40	Stanton IV, Johnny	FB	6-2	240	9/7/94	27	2	UNLV	Rancho Santa Margarita, Calif.	FA - '21	4/0/0/0
70	Taylor, Alex	T	6-8	301	4/29/97	24	1	South Carolina State	Moncks Corner, S.C.	FA - '21	2/0/2/0
37	Thompson, Tedric	S	6-0	204	1/20/95	26	5	Colorado	Valencia, Calif.	FA - '21	1/0/0/0
59	Weaver, Curtis	DE	6-2	265	8/3/98	23	2	Boise State	Long Beach, Calif.	FA - '21	1/0/1/0
Practice Squad/Injured (2)											
86	Forristall, Miller (hamstring, 1/1)	TE	6-5	245	3/11/98	23	R	Alabama	Cartersville, Ga.	FA - '21	2/0/0/1
41	Kelly Jr., John (ankle, 12/31)	RB	5-10	208	10/4/96	25	3	Tennessee	Detroit, Mich.	FA - '21	4/0/0/0
Practice Squad/COVID-19 (3)											
12	Blewitt, Chris	K	5-9	195	5/2/95	26	1	Pittsburgh	Fairfax County, Va.	FA - '21	*2/0/0/0
91	Jackson, Joe	DE	6-4	278	12/20/96	25	3	Miami (Fla.)	Homestead, Fla.	FA - '21	12/0/0/1
35	Moffatt, Jovante	S	5-11	213	12/25/96	25	2	Middle Tennessee State	Union City, Tenn.	FA - '21	5/0/0/0

2021 NUMERICAL ROSTER

NO	NAME	POS	HT	WT	DOB	AGE	EXP	COLLEGE	HOMETOWN	HOW ACQ	GP/GS/DNP/IA
2	Dustin Colquitt	P	6-3	210	5/6/82	39	17	Tennessee	Knoxville, Tenn.	FA - '21	*11/0/0/0
3	Chase McLaughlin	K	6-0	180	4/9/96	25	1	Illinois	Cypress, Texas	W. (NYJ) - '21	16/0/0/0
4	Anthony Walker Jr.	LB	6-1	235	8/8/95	26	5	Northwestern	Miami, Fla.	UFA (Ind.) - '21	13/12/0/0
5	Case Keenum	QB	6-1	215	2/17/88	33	9	Houston	Abilene, Texas.	UFA (Was.) - '20	7/2/9/0
9	Nick Mullens	QB	6-1	210	3/21/95	26	4	Southern Mississippi	Birmingham, Ala.	FA - '21	1/1/2/1
10	Anthony Schwartz	WR	6-0	186	9/5/00	21	R	Auburn	Pembroke Pines, Fla.	D3 - '21	14/2/0/3
11	Donovan Peoples-Jones	WR	6-2	204	2/19/99	22	2	Michigan	Detroit, Mich.	D6 - '20	14/9/1/2
20	Greg Newsome II	CB	6-0	192	5/18/00	21	R	Northwestern	Chicago, Ill.	D1 - '21	12/11/0/4
22	Grant Delpit	S	6-3	208	9/20/98	23	2	Louisiana State	Houston, Texas	D2 - '20	15/7/0/1
23	Troy Hill	CB	5-11	180	8/29/91	30	6	Oregon	Ventura, Calif.	UFA (LAR) - '21	12/4/0/3
24	Nick Chubb	RB	5-11	227	12/27/95	26	4	Georgia	Cedartown, Ga.	D2b - '18	14/14/0/2
25	Demetric Felton Jr.	RB	5-9	190	7/16/98	23	R	UCLA	Memphis, Ten.	D6 - '21	16/2/0/0
26	Greedy Williams	CB	6-2	185	12/3/97	24	3	Louisiana State	Shreveport, La.	D2 - '19	16/8/0/1
27	Kareem Hunt	RB	5-11	216	8/6/95	26	5	Toledo	Willoughby, Ohio	FA - '19	8/1/0/2
28	Jeremiah Owusu-Koramoah	LB	6-2	221	11/4/99	22	R	Notre Dame	Hampton, Va.	D2 - '21	14/10/0/0
30	D'Ernest Johnson	RB	5-10	208	2/27/96	25	3	South Florida	Immokalee, Fla.	FA - '19	17/2/0/0
31	Andy Janovich	FB	6-1	238	5/23/93	28	6	Nebraska	Gretna, Neb.	Tr. (Den.) - '20	13/3/0/1
33	Ronnie Harrison Jr.	S	6-3	214	4/18/97	24	4	Alabama	Tallahassee, Fla.	Tr. (Jax) - '20	12/11/0/3
36	M.J. Stewart Jr.	S	5-11	200	9/16/95	26	4	North Carolina	Arlington, Va.	W. (T.B.) - '20	13/3/0/0
38	A.J. Green	CB	6-2	198	6/9/98	23	R	Oklahoma State	DeSoto, Texas	FA - '21	12/1/0/4
39	Richard LeCounte III	S	5-11	196	9/11/98	23	R	Georgia	Riceboro, Ga.	D5b - '21	9/1/0/8
42	Tony Fields II	LB	6-0	222	6/18/99	22	R	West Virginia	Las Vegas, Nev.	D5a - '21	10/0/0/4
43	John Johnson III	S	6-1	208	12/19/95	26	5	Boston College	Hyattsville, Md.	UFA (LAR) - '21	15/15/0/2
47	Charley Hughlett	LS	6-4	248	5/16/90	31	7	Central Florida	Tampa, Fla.	FA - '14	17/0/0/0
50	Jacob Phillips	LB	6-3	228	4/1/99	22	2	Louisiana State	Nashville, Tenn.	D3b - '20	4/1/0/0
51	Mack Wilson Sr.	LB	6-1	233	2/14/98	23	3	Alabama	Montgomery, Ala.	D5a - '19	14/7/0/1
52	Elijah Lee	LB	6-3	230	2/5/96	25	5	Kansas State	Blue Springs, Mo.	FA - '21	16/0/0/0
53	Nick Harris	C	6-1	293	11/13/98	23	2	Washington	Inglewood, Calif.	D5 - '20	11/1/0/0
56	Malcolm Smith	LB	6-0	225	7/5/89	32	10	Southern California	Los Angeles, Calif.	FA - '20	15/6/0/1
57	Ifeadi Odenigbo	DE	6-3	258	4/8/94	27	4	Northwestern	Centerville, Ohio	FA - '21	9/0/0/5
58	Malik McDowell	DT	6-6	295	6/20/96	25	1	Michigan State	Detroit, Mich.	FA - '21	15/14/0/0
62	Blake Hance	G	6-6	310	1/11/96	26	1	Northwestern	Jacksonville, Ill.	FA - '20	17/8/0/0
64	JC Tretter	C	6-4	307	2/12/91	30	9	Cornell	Akron, N.Y.	UFA (G.B.) - '17	16/16/0/0
66	James Hudson III	T	6-5	313	5/13/99	22	R	Cincinnati	Toledo, Ohio	D4a - '21	12/4/2/2
68	Michael Dunn	G	6-5	315	8/28/94	27	2	Maryland	Bethesda, Md.	FA - '20	14/2/0/3
71	Jedrick Wills Jr.	T	6-4	307	5/17/99	22	2	Alabama	Lexington, Ky.	D1 - '20	13/13/0/2
75	Joel Bitonio	G	6-4	320	10/11/91	30	8	Nevada	Long Beach, Calif.	D2 - '14	17/17/0/0
77	Wyatt Teller	G	6-4	315	11/21/94	27	4	Virginia Tech	Beaeton, Va.	Tr. (Buf.) - '19	17/17/0/0
80	Jarvis Landry	WR	5-11	196	11/28/92	29	8	Louisiana State	Metairie, La.	Tr. (Mia.) - '18	12/12/0/0
81	Austin Hooper	TE	6-4	255	10/29/94	27	6	Stanford	San Ramon, Calif.	UFA (Atl.) - '20	16/16/0/0
82	Rashard Higgins	WR	6-1	198	10/7/94	27	6	Colorado State	Dallas, Texas	D5c - '16	15/4/1/1
84	Ja'Marcus Bradley	WR	6-1	198	12/11/96	25	R	Louisiana-Lafayette	Ackerman, Miss.	FA - '21	5/0/0/2
85	David Njoku	TE	6-4	246	7/10/96	25	5	Miami (Fla.)	Cedar Grove, N.J.	D1c - '17	16/11/0/0
88	Harrison Bryant	TE	6-5	230	4/23/98	23	2	Florida Atlantic	Gray, Ga.	D4 - '20	16/3/0/1
90	Jadeveon Clowney	DE	6-5	255	2/14/93	28	8	South Carolina	Rock Hill, S.C.	UFA (Ten.) - '21	14/14/0/1
92	Sheldon Day	DT	6-1	293	7/1/94	27	6	Notre Dame	Indianapolis, Ind.	FA - '21	7/1/0/3
93	Tommy Togiai	DT	6-2	296	9/19/99	22	R	Ohio State	Pocatello, Idaho	D4b - '21	6/0/0/11
94	Porter Gustin	DE	6-5	257	2/8/97	24	3	Southern California	Elk Ridge, Utah	FA - '21	6/1/0/0
95	Myles Garrett	DE	6-4	272	12/29/95	26	5	Texas A&M	Arlington, Texas	D1a - '17	17/17/0/0
96	Jordan Elliott	DT	6-4	303	11/23/97	24	2	Missouri	Missouri City, Texas	D3a - '20	16/3/0/0
Reserve/Injured (10):											
6	Baker Mayfield (shoulder, 1/5)	QB	6-1	215	4/14/95	26	4	Oklahoma	Austin, Texas	D1a - '18	14/14/0/1
15	Ryan Switzer (foot, 8/16)	WR	5-9	183	11/4/94	27	4	North Carolina	Miami, Fla.	FA - '21	0/0/0/0
37	Tre Harbison (concussion, 8/6)	RB	5-11	218	7/1/98	23	R	Charlotte	Shelby, N.C.	FA - '21	0/0/0/0
41	Montrel Meander (Achilles, 8/23)	LB	6-2	215	9/20/94	27	1	Grambling State	Amarillo, Texas	FA - '21	0/0/0/0
44	Sione Takitaki (shoulder, 1/5)	LB	6-1	238	6/8/95	26	3	Brigham Young	Fontana, Calif.	D3 - '19	15/8/0/1
55	Takkarist McKinley (Achilles, 12/21)	DE	6-2	260	11/2/95	26	5	UCLA	Oakland, Calif.	UFA (L.V.) - '21	11/2/0/3
74	Chris Hubbard (triceps, 10/12)	T	6-4	295	4/23/91	30	8	UAB	Columbus, Ga.	UFA (Pit.) - '18	1/0/0/4
78	Jack Conklin (knee, 11/30)	T	6-6	308	8/17/94	27	6	Michigan State	Plainwell, Mich.	UFA (Ten.) - '20	7/7/0/2
79	Drew Forbes (knee, 8/31)	G	6-5	308	1/18/97	24	2	Southeast Missouri State	Bonne Terre, Mo.	D6 - '19	0/0/0/0
89	Stephen Carlson (knee, 8/16)	TE	6-4	240	12/12/96	25	3	Princeton	Jamestown, N.Y.	FA - '19	0/0/0/0
Reserve/COVID-19 (3):											
21	Denzel Ward	CB	5-11	190	4/28/97	24	4	Ohio State	Macedonia, Ohio	D1b - '18	15/15/0/1
34	Dexter Williams	RB	5-11	212	1/6/97	25	2	Notre Dame	Orlando, Fla.	FA - '21	*3/0/0/0
97	Malik Jackson	DT	6-5	285	1/11/90	32	10	Tennessee	Los Angeles, Calif.	UFA (Phi.) - '21	16/16/0/0
Practice Squad (14):											
15	Adrian Colbert	S	6-2	205	10/6/93	28	5	Miami (Fla.)	Wichita Falls, Texas	FA - '21	*7/3/0/0
16	Benny LeMay	RB	5-8	220	10/18/97	24	1	Charlotte	Matthews, N.C.	FA - '21	0/0/0/0
18	Artavis Pierce	RB	5-9	217	5/17/96	25	2	Oregon State	Lake Alfred, Fla.	FA - '21	*1/0/0/0
29	Herb Miller	CB	6-1	201	11/11/97	24	1	Florida Atlantic	Miramar, Fla.	FA - '21	9/0/0/1
34	Brian Allen	CB	6-3	200	10/21/93	28	3	Utah	La Marque, Texas	FA - '21	2/0/0/0
37	Tedric Thompson	S	6-0	204	1/20/95	26	5	Colorado	Valencia, Calif.	FA - '21	1/0/0/0
40	Johnny Stanton IV	FB	6-2	240	9/7/94	27	2	UNLV	Rancho Santa Margarita, Calif.	FA - '21	3/0/0/0
48	Nick Guggemos	TE	6-5	231	12/17/95	26	R	Eden Prairie, Min.	St. Thomas	FA - '21	0/0/0/0
49	Nate Meadors	S	5-11	189	2/13/97	24	1	UCLA	San Bernardino, Calif.	FA - '21	0/0/0/0
59	Curtis Weaver	DE	6-2	265	8/3/98	23	2	Boise State	Long Beach, Calif.	FA - '21	1/0/1/0
60	David Moore	G	6-2	320	5/12/98	23	R	Grambling State	Little Rock, Ark.	FA - '21	0/0/0/0
70	Alex Taylor	T	6-8	301	4/29/97	24	1	South Carolina State	Moncks Corner, S.C.	FA - '21	2/0/1/0
72	Hjalte Froholdt	G	6-5	310	8/20/96	25	3	Arkansas	Svendborg, Denmark	FA - '21	7/0/0/4
83	Lawrence Cager	WR	6-5	220	8/20/97	24	2	Georgia	Baltimore, Md.	FA - '21	1/0/0/1
Practice Squad/Injured (2):											
41	John Kelly Jr. (ankle, 12/31)	RB	5-10	208	10/4/96	25	3	Tennessee	Detroit, Mich.	FA - '21	4/0/0/0
86	Miller Forristall (hamstring, 1/1)	TE	6-5	245	3/11/98	23	R	Alabama	Cartersville, Ga.	FA - '21	2/0/0/1
Practice Squad/COVID-19 (3):											
12	Chris Blewitt	K	5-9	195	5/2/95	26	1	Pittsburgh	Fairfax County, Va.	FA - '21	*2/0/0/0
35	Jovante Moffatt	S	5-11	213	12/25/96	25	2	Middle Tennessee State	Union City, Tenn.	FA - '21	5/0/0/0
91	Joe Jackson	DE	6-4	278	12/20/96	25	3	Miami (Fla.)	Homestead, Fla.	FA - '21	12/0/0/1

2021 ROSTER BY POSITION

	QUARTERBACKS (3)	POS	HT	WT	DOB	AGE	EXP	COLLEGE	HOMETOWN	HOW ACQ	
	5 Keenum, Case	QB	6-1	215	2/17/88	33	9	Houston	Abilene, Texas.	UFA (Was.) - '20	
*	6 Mayfield, Baker	QB	6-1	215	4/14/95	26	4	Oklahoma	Austin, Texas	D1a - '18	
	9 Mullens, Nick	QB	6-1	210	3/21/95	26	4	Southern Mississippi	Birmingham, Ala.	FA - '21	
	RUNNING BACKS (7)										
	24 Chubb, Nick	RB	5-11	227	12/27/95	26	4	Georgia	Cedartown, Ga.	D2b - '18	
	25 Felton Jr., Demetric	RB	5-9	190	7/16/98	23	R	UCLA	Memphis, Ten.	D6 - '21	
*	37 Harbison, Tre	RB	5-11	218	7/1/98	23	R	Charlotte	Shelby, N.C.	FA - '21	
	27 Hunt, Kareem	RB	5-11	216	8/6/95	26	5	Toledo	Willoughby, Ohio	FA - '19	
	31 Janovich, Andy	FB	6-1	238	5/23/93	28	6	Nebraska	Gretna, Neb.	Tr. (Den.) - '20	
	30 Johnson, D'Ernest	RB	5-10	208	2/27/96	25	3	South Florida	Immokalee, Fla.	FA - '19	
	34 Williams, Dexter	RB	5-11	212	1/6/97	25	2	Notre Dame	Orlando, Fla.	FA - '21	
	WIDE RECEIVERS (6)										
	84 Bradley, Ja'Marcus	WR	6-1	198	12/11/96	25	1	Louisiana-Lafayette	Ackerman, Miss.	FA - '21	
	82 Higgins, Rashard	WR	6-1	198	10/7/94	27	6	Colorado State	Dallas, Texas	D5c - '16	
	80 Landry, Jarvis	WR	5-11	196	11/28/92	29	8	Louisiana State	Metairie, La.	Tr. (Mia.) - '18	
	11 Peoples-Jones, Donovan	WR	6-2	204	2/19/99	22	2	Michigan	Detroit, Mich.	D6 - '20	
	10 Schwartz, Anthony	WR	6-0	186	9/5/00	21	R	Auburn	Pembroke Pines, Fla.	D3 - '21	
*	15 Switzer, Ryan	WR	5-9	183	11/4/94	27	4	North Carolina	Miami, Fla.	FA - '21	
	TIGHT ENDS (4)										
	88 Bryant, Harrison	TE	6-5	230	4/23/98	23	2	Florida Atlantic	Gray, Ga.	D4 - '20	
*	89 Carlson, Stephen	TE	6-4	240	12/12/96	25	3	Princeton	Jamestown, N.Y.	FA - '19	
	81 Hooper, Austin	TE	6-4	255	10/29/94	27	6	Stanford	San Ramon, Calif.	UFA (Atl.) - '20	
	85 Njoku, David	TE	6-4	246	7/10/96	25	5	Miami (Fla.)	Cedar Grove, N.J.	D1c - '17	
	OFFENSIVE LINEMEN (11)										
	75 Bitonio, Joel	G	6-4	320	10/11/91	30	8	Nevada	Long Beach, Calif.	D2 - '14	
*	78 Conklin, Jack	T	6-6	308	8/17/94	27	6	Michigan State	Plainwell, Mich.	UFA (Ten.) - '20	
	68 Dunn, Michael	G	6-5	315	8/28/94	27	2	Maryland	Bethesda, Md.	FA - '20	
*	79 Forbes, Drew	G	6-5	308	1/18/97	24	2	Southeast Missouri State	Bonne Terre, Mo.	D6 - '19	
	62 Hance, Blake	G	6-6	310	1/11/96	26	1	Northwestern	Jacksonville, Ill.	FA - '20	
	53 Harris, Nick	C	6-1	293	11/13/98	23	2	Washington	Inglewood, Calif.	D5 - '20	
*	74 Hubbard, Chris	T	6-4	295	4/23/91	30	8	UAB	Columbus, Ga.	UFA (Pit.) - '18	
	66 Hudson III, James	T	6-5	313	5/13/99	22	R	Cincinnati	Toledo, Ohio	D4a - '21	
	77 Teller, Wyatt	G	6-4	315	11/21/94	27	4	Virginia Tech	Beaeton, Va.	Tr. (Buf.) - '19	
	64 Tretter, JC	C	6-4	307	2/12/91	30	9	Cornell	Akron, N.Y.	UFA (G.B.) - '17	
	71 Wills Jr., Jedrick	T	6-4	307	5/17/99	22	2	Alabama	Lexington, Ky.	D1 - '20	
	DEFENSIVE LINEMEN (10)										
	90 Clowney, Jadeveon	DE	6-5	255	2/14/93	28	8	South Carolina	Rock Hill, S.C.	UFA (Ten.) - '21	
	92 Day, Sheldon	DT	6-1	293	7/1/94	27	6	Notre Dame	Indianapolis, Ind.	FA - '21	
	96 Elliott, Jordan	DT	6-4	303	11/23/97	24	2	Missouri	Missouri City, Texas	D3a - '20	
	95 Garrett, Myles	DE	6-4	272	12/29/95	26	5	Texas A&M	Arlington, Texas	D1a - '17	
	94 Gustin, Porter	DE	6-5	257	2/8/97	24	3	Southern California	Elk Ridge, Utah	FA - '21	
*	97 Jackson, Malik	DT	6-5	285	1/11/90	32	10	Tennessee	Los Angeles, Calif.	UFA (Phi.) - '21	
	58 McDowell, Malik	DT	6-6	295	6/20/96	25	1	Michigan State	Detroit, Mich.	FA - '21	
	55 McKinley, Takkarist	DE	6-2	260	11/2/95	26	5	UCLA	Oakland, Calif.	UFA (L.V.) - '21	
	57 Odenigbo, Ifeadi	DE	6-3	258	4/8/94	27	4	Northwestern	Centerville, Ohio	FA - '21	
	93 Togiai, Tommy	DT	6-2	296	9/19/99	22	R	Ohio State	Pocatello, Idaho	D4b - '21	
	LINEBACKERS (9)										
	42 Fields II, Tony	LB	6-0	222	6/18/99	22	R	West Virginia	Las Vegas, Nev.	D5a - '21	
	52 Lee, Elijah	LB	6-3	230	2/5/96	25	5	Kansas State	Blue Springs, Mo.	FA - '21	
*	41 Meander, Montrel	LB	6-2	215	9/20/94	27	1	Grambling State	Amarillo, Texas	FA - '21	
	28 Owusu-Koramoah, Jeremiah	LB	6-2	221	11/4/99	22	R	Notre Dame	Hampton, Va.	D2 - '21	
	50 Phillips, Jacob	LB	6-3	228	4/1/99	22	2	Louisiana State	Nashville, Tenn.	D3b - '20	
	56 Smith, Malcolm	LB	6-0	225	7/5/89	32	10	Southern California	Los Angeles, Calif.	FA - '20	
*	44 Takitaki, Sione	LB	6-1	238	6/8/95	26	3	Brigham Young	Fontana, Calif.	D3 - '19	
	4 Walker Jr., Anthony	LB	6-1	235	8/8/95	26	5	Northwestern	Miami, Fla.	UFA (Ind.) - '21	
	51 Wilson Sr., Mack	LB	6-1	233	2/14/98	23	3	Alabama	Montgomery, Ala.	D5a - '19	
	DEFENSIVE BACKS (110)										
	22 Delpit, Grant	S	6-3	208	9/20/98	23	2	Louisiana State	Houston, Texas	D2 - '20	
	38 Green, A.J.	CB	6-2	198	6/9/98	23	1	Oklahoma State	DeSoto, Texas	FA - '21	
	37 Harrison Jr., Ronnie	S	6-3	214	4/18/97	24	4	Alabama	Tallahassee, Fla.	Tr. (Jax) - '20	
	23 Hill, Troy	CB	5-11	180	8/29/91	30	6	Oregon	Ventura, Calif.	UFA (LAR) - '21	
	43 Johnson III, John	S	6-1	208	12/19/95	26	5	Boston College	Hyattsville, Md.	UFA (LAR) - '21	
	39 LeCounte III, Richard	S	5-11	196	9/11/98	23	R	Georgia	Riceboro, Ga.	D5b - '21	
	20 Newsome II, Greg	CB	6-0	192	5/18/00	21	R	Northwestern	Chicago, Ill.	D1 - '21	
	36 Stewart Jr., M.J.	S	5-11	200	9/16/95	26	4	North Carolina	Arlington, Va.	W. (T.B.) - '20	
*	21 Ward, Denzel	CB	5-11	190	4/28/97	24	4	Ohio State	Macedonia, Ohio	D1b - '18	
	26 Williams, Greedy	CB	6-2	185	12/3/97	24	3	Louisiana State	Shreveport, La.	D2 - '19	
	SPECIALISTS (3)										
	2 Colquitt, Dustin	P	6-3	210	5/6/82	39	17	Tennessee	Knoxville, Tenn.	FA - '21	
	47 Hughlett, Charley	LS	6-4	248	5/16/90	31	7	Central Florida	Tampa, Fla.	FA - '14	
	3 McLaughlin, Chase	K	6-0	180	4/9/96	25	1	Illinois	Cypress, Texas	W. (NYJ) - '21	

* Denotes player on a reserve list

2021 ROSTER BY EXPERIENCE

	NO	NAME	POS	HT	WT	DOB	AGE	EXP	COLLEGE	HOMETOWN	HOW ACO
17th Year (1)	2	Colquitt, Dustin	P	6-3	210	5/6/82	39	17	Tennessee	Knoxville, Tenn.	FA - '21
10th Year (2)	* 97	Jackson, Malik	DT	6-5	285	1/11/90	32	10	Tennessee	Los Angeles, Calif.	UFA (Phi.) - '21
	56	Smith, Malcolm	LB	6-0	225	7/5/89	32	10	Southern California	Los Angeles, Calif.	FA - '20
9th Year (2)	5	Keenum, Case	QB	6-1	215	2/17/88	33	9	Houston	Abilene, Texas.	UFA (Was.) - '20
	64	Tretter, JC	C	6-4	307	2/12/91	30	9	Cornell	Akron, N.Y.	UFA (G.B.) - '17
8th Year (4)	75	Bitonio, Joel	G	6-4	320	10/11/91	30	8	Nevada	Long Beach, Calif.	D2 - '14
	90	Clowney, Jadeveon	DE	6-5	255	2/14/93	28	8	South Carolina	Rock Hill, S.C.	UFA (Ten.) - '21
	* 74	Hubbard, Chris	T	6-4	295	4/23/91	30	8	UAB	Columbus, Ga.	UFA (Pit.) - '18
	80	Landry, Jarvis	WR	5-11	196	11/28/92	29	8	Louisiana State	Metairie, La.	Tr. (Mia.) - '18
7th Year (1)	47	Hughlett, Charley	LS	6-4	248	5/16/90	31	7	Central Florida	Tampa, Fla.	FA - '14
6th Year (6)	* 78	Conklin, Jack	T	6-6	308	8/17/94	27	6	Michigan State	Plainwell, Mich.	UFA (Ten.) - '20
	92	Day, Sheldon	DT	6-1	293	7/1/94	27	6	Notre Dame	Indianapolis, Ind.	FA - '21
	82	Higgins, Rashard	WR	6-1	198	10/7/94	27	6	Colorado State	Dallas, Texas	D5c - '16
	23	Hill, Troy	CB	5-11	180	8/29/91	30	6	Oregon	Ventura, Calif.	UFA (LAR) - '21
	81	Hooper, Austin	TE	6-4	255	10/29/94	27	6	Stanford	San Ramon, Calif.	UFA (Atl.) - '20
	31	Janovich, Andy	FB	6-1	238	5/23/93	28	6	Nebraska	Gretna, Neb.	Tr. (Den.) - '20
5th Year (7)	95	Garrett, Myles	DE	6-4	272	12/29/95	26	5	Texas A&M	Arlington, Texas	D1a - '17
	27	Hunt, Kareem	RB	5-11	216	8/6/95	26	5	Toledo	Willoughby, Ohio	FA - '19
	43	Johnson III, John	S	6-1	208	12/19/95	26	5	Boston College	Hyattsville, Md.	UFA (LAR) - '21
	52	Lee, Elijah	LB	6-3	230	2/5/96	25	5	Kansas State	Blue Springs, Mo.	FA - '21
	55	McKinley, Takkarist	DE	6-2	260	11/2/95	26	5	UCLA	Oakland, Calif.	UFA (L.V.) - '21
	85	Njoku, David	TE	6-4	246	7/10/96	25	5	Miami (Fla.)	Cedar Grove, N.J.	D1c - '17
	4	Walker Jr., Anthony	LB	6-1	235	8/8/95	26	5	Northwestern	Miami, Fla.	UFA (Ind.) - '21
4th Year (9)	24	Chubb, Nick	RB	5-11	227	12/27/95	26	4	Georgia	Cedartown, Ga.	D2b - '18
	37	Harrison Jr., Ronnie	S	6-3	214	4/18/97	24	4	Alabama	Tallahassee, Fla.	Tr. (Jax) - '20
	* 6	Mayfield, Baker	QB	6-1	215	4/14/95	26	4	Oklahoma	Austin, Texas	D1a - '18
	9	Mullens, Nick	QB	6-1	210	3/21/95	26	4	Southern Mississippi	Birmingham, Ala.	FA - '21
	57	Odenigbo, Ifeadi	DE	6-3	258	4/8/94	27	4	Northwestern	Centerville, Ohio	FA - '21
	36	Stewart Jr., M.J.	S	5-11	200	9/16/95	26	4	North Carolina	Arlington, Va.	W. (T.B.) - '20
	* 15	Switzer, Ryan	WR	5-9	183	11/4/94	27	4	North Carolina	Miami, Fla.	FA - '21
	77	Teller, Wyatt	G	6-4	315	11/21/94	27	4	Virginia Tech	Bealeton, Va.	Tr. (Buf.) - '19
	* 21	Ward, Denzel	CB	5-11	190	4/28/97	24	4	Ohio State	Macedonia, Ohio	D1b - '18
3rd Year (6)	* 89	Carlson, Stephen	TE	6-4	240	12/12/96	25	3	Princeton	Jamestown, N.Y.	FA - '19
	94	Gustin, Porter	DE	6-5	257	2/8/97	24	3	Southern California	Elk Ridge, Utah	FA - '21
	30	Johnson, D'Ernest	RB	5-10	208	2/27/96	25	3	South Florida	Immokalee, Fla.	FA - '19
	* 44	Takitaki, Sione	LB	6-1	238	6/8/95	26	3	Brigham Young	Fontana, Calif.	D3 - '19
	26	Williams, Greedy	CB	6-2	185	12/3/97	24	3	Louisiana State	Shreveport, La.	D2 - '19
	51	Wilson Sr., Mack	LB	6-1	233	2/14/98	23	3	Alabama	Montgomery, Ala.	D5a - '19
2nd Year (10)	88	Bryant, Harrison	TE	6-5	230	4/23/98	23	2	Florida Atlantic	Gray, Ga.	D4 - '20
	22	Delpit, Grant	S	6-3	208	9/20/98	23	2	Louisiana State	Houston, Texas	D2 - '20
	68	Dunn, Michael	G	6-5	315	8/28/94	27	2	Maryland	Bethesda, Md.	FA - '20
	96	Elliott, Jordan	DT	6-4	303	11/23/97	24	2	Missouri	Missouri City, Texas	D3a - '20
	* 79	Forbes, Drew	G	6-5	308	1/18/97	24	2	Southeast Missouri State	Bonne Terre, Mo.	D6 - '19
	53	Harris, Nick	C	6-1	293	11/13/98	23	2	Washington	Inglewood, Calif.	D5 - '20
	11	Peoples-Jones, Donovan	WR	6-2	204	2/19/99	22	2	Michigan	Detroit, Mich.	D6 - '20
	50	Phillips, Jacob	LB	6-3	228	4/1/99	22	2	Louisiana State	Nashville, Tenn.	D3b - '20
	34	Williams, Dexter	RB	5-11	212	1/6/97	25	2	Notre Dame	Orlando, Fla.	FA - '21
	71	Wills Jr., Jedrick	T	6-4	307	5/17/99	22	2	Alabama	Lexington, Ky.	D1 - '20
1st Year (6)	84	Bradley, Ja'Marcus	WR	6-1	198	12/11/96	25	1	Louisiana-Lafayette	Ackerman, Miss.	FA - '21
	38	Green, A.J.	CB	6-2	198	6/9/98	23	1	Oklahoma State	DeSoto, Texas	FA - '21
	62	Hance, Blake	G	6-6	310	1/11/96	26	1	Northwestern	Jacksonville, Ill.	FA - '20
	58	McDowell, Malik	DT	6-6	295	6/20/96	25	1	Michigan State	Detroit, Mich.	FA - '21
	3	McLaughlin, Chase	K	6-0	180	4/9/96	25	1	Illinois	Cypress, Texas	W. (NYJ) - '21
	* 41	Meander, Montrel	LB	6-2	215	9/20/94	27	1	Grambling State	Amarillo, Texas	FA - '21
Rookie (9)	25	Felton Jr., Demetric	RB	5-9	190	7/16/98	23	R	UCLA	Memphis, Ten.	D6 - '21
	42	Fields II, Tony	LB	6-0	222	6/18/99	22	R	West Virginia	Las Vegas, Nev.	D5a - '21
	* 37	Harbison, Tre	RB	5-11	218	7/1/98	23	R	Charlotte	Shelby, N.C.	FA - '21
	66	Hudson III, James	T	6-5	313	5/13/99	22	R	Cincinnati	Toledo, Ohio	D4a - '21
	39	LeCounte III, Richard	S	5-11	196	9/11/98	23	R	Georgia	Riceboro, Ga.	D5b - '21
	20	Newsome II, Greg	CB	6-0	192	5/18/00	21	R	Northwestern	Chicago, Ill.	D1 - '21
	28	Owusu-Koramoah, Jeremiah	LB	6-2	221	11/4/99	22	R	Notre Dame	Hampton, Va.	D2 - '21
	10	Schwartz, Anthony	WR	6-0	186	9/5/00	21	R	Auburn	Pembroke Pines, Fla.	D3 - '21
	93	Togia, Tommy	DT	6-2	296	9/19/99	22	R	Ohio State	Pocatello, Idaho	D4b - '21

* Denotes player on a reserve list

HOW THE 2021 BROWNS WERE BUILT

YEAR	1st Round Pick	2nd Round Pick	3rd Round Pick	4th Round Pick	5th Round Pick	6th Round Pick	7th Round Pick	Unrestricted Free Agent	Undrafted Free Agent	Street Free Agent	Trade	Waiver
2021	Greg Newsome II	Jeremiah Owusu-Koramoah	Anthony Schwartz	James Hudson III Tommy Togjal	Tony Fields II Richard LeCounte III	Demetric Felton Jr.		Jadeveon Clowney (Ten.) Troy Hill (LAR) *Malik Jackson (Phi.) John Johnson III (LAR) *Takkari McKinley (L.V.) Anthony Walker Jr. (Ind.)	*Tre Harbison	JaMarcus Bradley Dustin Colquitt Sheldon Day A.J. Green Porter Gustin Elijah Lee Malik McDowell *Montrel Meander Nick Mullens Ifeadi Odenigbo *Ryan Switzer Dexter Williams		Chase McLaughlin (NY)
2020	Jedrick Wills Jr.	Grant Delpit	Jordan Elliott Jacob Phillips	Harrison Bryant	Nick Harris	Donovan Peoples-Jones		*Jack Conklin (Ten.) Austin Hooper (Atl.) Case Keenum (Was.)		Michael Dunn Blake Hance Malcolm Smith Kareem Hunt	Ronnie Harrison Jr. (Jax) Andy Janovich (Den.)	M.J. Stewart (T.B.)
2019		Greezy Williams	*Stone Taikitaiki		Mack Wilson Sr.	*Drew Forbes			*Stephen Carlson D'Ernest Johnson		Wyatt Teller (Buf.)	
2018	*Baker Mayfield *Denzel Ward	Nick Chubb						*Chris Hubbard (Pit.)			Jarvis Landry (Mia.)	
2017	Myles Garrett David Njoku							JC Tretter (G.B.)				
2016												
2014		Joel Bitonio			Raehard Higgins					Charley Hughlett		

* Denotes player on a reserve list

Roster breakdown:

26 draft picks (6 first round picks, 5 2nd round picks, 4 3rd round picks, 3 4th round picks, 5 5th round picks, 3 6th round picks, 0 7th round picks).
 31 free agents (12 unrestricted free agents, 3 undrafted free agents, 17 street free agents).
 4 via trade.
 2 via waivers.

OFFENSE

WR	80 Jarvis Landry	<u>10 Anthony Schwartz</u>	84 Ja'Marcus Bradley
LT	71 Jedrick Wills Jr.		
LG	75 Joel Bitonio		
C	64 JC Tretter	53 Nick Harris	
RG	77 Wyatt Teller	68 Michael Dunn	
RT	<u>66 James Hudson III</u>	62 Blake Hance	
TE	81 Austin Hooper	85 David Njoku	88 Harrison Bryant
WR	11 Donovan Peoples-Jones	82 Rashard Higgins	
QB	5 Case Keenum	9 Nick Mullens	
RB	24 Nick Chubb	27 Kareem Hunt	30 D'Ernest Johnson <u>25 Demetric Felton Jr.</u> 34 ^Dexter Williams
FB	31 Andy Janovich		

DEFENSE

DE	95 Myles Garrett	94 Porter Gustin	
DT	97 ^Malik Jackson	96 Jordan Elliott	
DT	58 Malik McDowell	92 Sheldon Day	<u>93 Tommy Togiai</u>
DE	90 Jadeveon Clowney	57 Ifeadi Odenigbo	
WILL	<u>28 Jeremiah Owusu-Koramoah</u>	51 Mack Wilson Sr.	<u>42 Tony Fields II</u>
MIKE	4 Anthony Walker Jr.	50 Jacob Phillips	
SAM	56 Malcolm Smith	52 Elijah Lee	
CB	21 ^Denzel Ward	23 Troy Hill	38 A.J. Green
CB	<u>20 Greg Newsome II</u>	26 Greedy Williams	
SS	33 Ronnie Harrison Jr.	22 Grant Delpit	
FS	43 John Johnson III	36 M.J. Stewart Jr.	<u>39 Richard LeCounte III</u>

SPECIAL TEAMS

P	2 Dustin Colquitt	
K	3 Chase McLaughlin	
H	2 Dustin Colquitt	
KR	<u>10 Anthony Schwartz</u>	<u>25 Demetric Felton Jr.</u>
PR	<u>25 Demetric Felton Jr.</u>	11 Donovan Peoples-Jones
LS	47 Charley Hughlett	

Rookies are underlined

Injured players are in [brackets]

*designated for return from injured reserve

^on reserve/COVID-19

PRONUNCIATION GUIDE

Joel Bitonio	buh-TONE-ee-oh
Jadeveon Clowney	JUH-deh-VEE-uhn
Demetric Felton	duh-ME-trick
Hjalte Froholdt	yell-duh forh-holt
Charley Hughlett	HEW-lit
Richard LeCounte III	luh-COUNT

David Njoku	nuh-JOE-koo
Ifeadi Odenigbo	if-AH-dee oh-DEN-uh-bo
Jeremiah Owusu-Koramoah	oh-WOO-sue COR-ah-MO-uh
Sione Takitaki	see-OH-nay TOCK-ee-TOCK-ee
Tommy Togiai	TOE-ghee-eye

2021 TRANSACTIONS

Jan. 18	Signed S Elijah Benton to the to the Reserve/Future list. Signed WR Ja'Marcus Bradley to the to the Reserve/Future list. Signed TE Jordan Franks to the to the Reserve/Future list. Signed CB A.J. Green to the to the Reserve/Future list. Signed G Cordel Iwuagwu to the to the Reserve/Future list. Signed QB Kyle Lauletta to the to the Reserve/Future list. Signed DE Cameron Malveaux to the to the Reserve/Future list. Signed TE Kyle Markway to the to the Reserve/Future list. Signed K Matt McCrane to the to the Reserve/Future list. Signed LB Montrel Meander to the to the Reserve/Future list. Signed C Javon Patterson to the to the Reserve/Future list. Signed FB Johnny Stanton to the to the Reserve/Future list. Signed T Alex Taylor to the to the Reserve/Future list. Signed WR Derrick Willies to the to the Reserve/Future list.
Jan. 19	Signed RB John Kelly to the to the Reserve/Future list.
Jan. 23	Signed WR Ryan Switzer to the to the Reserve/Future list.
Feb. 8	Ben Bloom promoted to run game coordinator.
Feb. 9	Waived G Malcolm Prigeon.
March 1	Named Jonathan Decoster offensive quality control coach.
March 5	Tendered exclusive rights free agent TE Stephen Carlson. Tendered exclusive rights free agent DE Porter Gustin.
March 9	Terminated the contract of DE Adrian Clayborn.
March 15	Tendered restricted free agent WR KhaDarel Hodge.
March 17	Agreed to terms with unrestricted free agent S John Johnson III. Agreed to terms with unrestricted free agent DE Takkarist McKinley.
March 18	Re-signed LB Malcolm Smith. Waived T Drake Dorbeck.
March 19	Agreed to terms with WR Rashard Higgins. Agreed to terms with T Greg Senat. Agreed to terms with K Cody Parkey. Agreed to terms with WR JoJo Natson. Agreed to terms with LB Elijah Lee. Agreed to terms with unrestricted free agent LB Anthony Walker. Agreed to terms with unrestricted free agent CB Troy Hill.
March 23	Signed unrestricted free agent DL Malik Jackson.
March 26	Waived DE Trevon Young.
March 29	Re-signed CB Brian Allen.
April 14	Signed unrestricted free agent DE Jadeveon Clowney. Signed DT Sheldon Day. Signed exclusive rights free agent TE Stephen Carlson.
April 15	Signed exclusive rights free agent DE Porter Gustin.
April 16	Terminated the contract of DT Sheldon Richardson.

2021 TRANSACTIONS

April 23	Exercised 5th-year option on QB Baker Mayfield. Exercised 5th-year option on CB Denzel Ward.
April 29	Drafted CB Greg Newsome II.
April 30	Traded 2021 2nd and 3rd round picks to Carolina for 2021 2nd and 4th round picks. Drafted LB Jeremiah Owusu-Koramoah. Drafted WR Anthony Schwartz.
May 1	Drafted T James Hudson III. Traded 2021 4th and 7th round picks to Detroit for 2021 5th and 2022 4th round pick. Drafted DT Tommy Togiai. Drafted LB Tony Field II. Drafted S Richard LeCounte III. Drafted RB Demetric Felton.
May 3	Signed DT Malik McDowell. Agreed to terms with RB Tre Harbison. Agreed to terms with DE Romeo McKnight. Agreed to terms with CB Emmanuel Rugamba. Agreed to terms with CB Kiondre Thomas. Agreed to terms with DT Marvin Wilson.
May 4	Signed DT Damion Square.
May 11	Claimed K Chase McLaughlin via waivers from the Jets. Waived K Matthew McCrane.
May 13	Signed LB Tony Fields II. Signed S Richard LeCounte III. Signed RB Demetric Felton.
May 18	Signed T James Hudson III.
May 21	Signed DL Tommy Togiai.
May 21	Signed TE Connor Davis. Waived TE Kyle Markway.
May 27	Signed restricted free agent WR KhaDarel Hodge.
June 4	Signed LB Jeremiah Owusu-Koramoah.
July 24	Signed DB Greg Newsome II. Signed WR Anthony Schwartz.
July 25	Placed LB Jeremiah Owusu-Koramoah on reserve-COVID-19.
July 30	Placed WR Derrick Willies reserve/retired.
July 31	Signed WR Davion Davis.
Aug. 3	Activated LB Jeremiah Owusu-Koramoah from reserve-COVID-19.
Aug. 6	Signed RB Corey Taylor. Waived RB Tre Harbison with an injury designation.

Aug. 16 Placed TE Stephen Carlson on injured reserve.
Placed WR Ryan Switzer on injured reserve.
Waived G Cordel Iwuagwu.
Waived LB Montrel Meander.
Waived CB Kiondre Thomas with an injury designation.

Aug. 19 Signed WR JoJo Ward.
Waived DT Damion Square.
Waived CB Kiondre Thomas from injured reserve.

Aug. 20 Signed LB Montrel Meander.
Signed LB Willie Harvey Jr.
Waived RB Corey Taylor.
Waived WR JoJo Ward.

Aug. 23 Placed K Cody Parkey on injured reserve.
Placed TE Connor Davis on injured reserve.
Placed LB Montrel Meander on injured reserve.
Waived T Alex Taylor with an injury designation.
Waived WR Alexander Hollins.

Aug. 24 Waived CB Robert Jackson.
Released K Cody Parkey from injured reserve.

Aug. 25 Signed LB Tegray Scales.
Claimed TE Kyle Markway via waivers from the Rams.
Waived DE Romeo McKnight.

Aug. 31 Terminated contract of CB Brian Allen.
Terminated contract of DT Sheldon Day.
Terminated contract of LB Elijah Lee.
Terminated contract of WR JoJo Natson.
Waived S Elijah Benton.
Waived G Colby Gossett.
Waived WR Ja'Marcus Bradley.
Waived TE Jordan Franks.
Waived DE Porter Gustin.
Waived LB Willie Harvey.
Waived WR KhaDarel Hodge.
Waived DE Joe Jackson.
Waived RB John Kelly.
Waived QB Kyle Lauletta.
Waived DE Cameron Malveaux.
Waived TE Kyle Markway.
Waived S Jovante Moffatt.
Waived C Javon Patterson.
Waived S Sheldrick Redwine.
Waived CB Emmanuel Rugamba.
Waived LB Tegray Scales.
Waived FB Johnny Stanton IV.
Waived DE Curtis Weaver.
Waived DT Marvin Wilson.
Placed G Drew Forbes on injured reserve.
Placed T Greg Senat on injured reserve.
WR Davion Davis suspended by commissioner.
T Alex Taylor waived from injured reserve.

2021 TRANSACTIONS

Sept. 1	<p>Signed WR Ja'Marcus Bradley to the practice squad. Signed DT Sheldon Day to the practice squad. Signed TE Jordan Franks to the practice squad. Signed DE Porter Gustin to the practice squad. Signed RB John Kelly to the practice squad. Signed LB Elijah Lee to the practice squad. Signed S Jovante Moffatt to the practice squad. Signed QB Nick Mullens to the practice squad. Signed WR JoJo Natson to the practice squad. Signed FB Johnny Stanton IV to the practice squad. Signed DE Curtis Weaver to the practice squad. Signed DE Joe Jackson. Placed LB Jacob Phillips on injured reserve.</p>
Sept. 2	<p>Signed CB Tim Harris to the practice squad. Signed G David Moore to the practice squad. Signed K Chris Nagggar to the practice squad. Signed T Jordan Steckler to the practice squad.</p>
Sept. 6	<p>Signed DE Ifeadi Odenigbo to the practice squad.</p>
Sept. 9	<p>Waived T Greg Senat from injured reserve.</p>
Sept. 11	<p>Elevated K Chris Nagggar from practice squad. Elevated LB Elijah Lee from the practice squad.</p>
Sept. 12	<p>K Chris Nagggar reverted to practice squad. LB Elijah Lee reverted to practice squad.</p>
Sept. 17	<p>Placed LB Anthony Walker Jr. on injured reserve.</p>
Sept. 18	<p>Signed LB Elijah Lee to the active roster.</p>
Sept. 20	<p>Waived WR Davion Davis from reserve/suspended. Released T Jordan Steckler from practice squad. Signed TE Miller Forristall to practice squad. Signed G Tristen Hoge to practice squad.</p>
Sept. 21	<p>Placed WR Jarvis Landry on injured reserve. Signed DE Ifeadi Odenigbo to the active roster from practice squad.</p>
Sept. 22	<p>Signed WR Davion Davis to practice squad.</p>
Sept. 26	<p>Elevated TE Jordan Franks from practice squad.</p>
Sept. 27	<p>TE Jordan Franks reverted back to practice squad.</p>
Sept. 28	<p>Signed CB Herb Miller to practice squad. Released TE Jordan Franks from practice squad.</p>
Sept. 29	<p>Placed DB Tim Harris on practice squad/COVID-19.</p>
Sept. 30	<p>Signed CB Bryan Mills to practice squad.</p>
Oct. 1	<p>Placed WR Ja'Marcus Bradley on practice squad/injured.</p>
Oct. 4	<p>Signed WR Lawrence Cager to practice squad.</p>

2021 TRANSACTIONS

Oct. 5	Signed G Hjalte Froholdt off Houston's practice squad. Placed C Nick Harris on injured reserve. Terminated the contract of LB Elijah Lee. WR Davion Davis signed off practice squad to Houston's active roster.
Oct. 6	Designated LB Anthony Walker Jr. for return from injured reserve. Signed LB Elijah Lee to practice squad.
Oct. 7	Waived DE Joe Jackson.
Oct. 8	Signed LB Elijah Lee to active roster from practice squad.
Oct. 9	Activated LB Anthony Walker Jr. from injured reserve. Signed DE Joe Jackson to the practice squad. Elevated DE Joe Jackson from practice squad. Elevated S Jovante Moffatt from practice squad.
Oct. 11	DE Joe Jackson reverted back to practice squad. S Jovante Moffatt reverted back to practice squad.
Oct. 12	Placed FB Andy Janovich on injured reserve. Placed OL Chris Hubbard on injured reserve. Placed S M.J. Stewart on injured reserve. Signed DE Joe Jackson to active roster from practice squad. Signed FB Johnny Stanton IV to active roster from practice squad. Signed T Alex Taylor to practice squad. Activated DB Tim Harris from practice squad/COVID-19.
Oct. 15	Designated WR Jarvis Landry for return from injured reserve.
Oct. 16	Signed T Alex Tylor to activer roster from practice squad. Elevated CB Herb Miller from practice squad. Elevated DT Sheldon Day from practice squad.
Oct. 18	CB Herb Miller reverted back to practice squad. DT Sheldon Day reverted back to practice squad.
Oct. 19	Signed RB John Kelly to activer roster from practice squad. Placed RB Kareem Hunt on injured reserve. Placed LB Jeremiah Owusu-Koramoah on injured reserve. Restored WR Ja'Marcus Bradley to practice squad from practice squad/injured.
Oct. 21	Activated WR Jarvis Landry off injured reserve. Elevated CB Herb Miller from practice squad. Elevated QB Nick Mullens from practice squad.
Oct. 22	CB Herb Miller reverted back to practice squad. QB Nick Mullens reverted back to practice squad.
Oct. 28	Signed CB Herb Miller to activer roster from practice squad. Waived T Alex Taylor. Designated C Nick Harris for return from injured reserve.
Oct. 30	Elevated CB Tim Harris from practice squad. Elevated S Jovante Moffatt from practice squad. Signed T Alex Taylor to practice squad.
Nov. 1	CB Tim Harris reverted back to practice squad. S Jovante Moffatt reverted back to practice squad.

2021 TRANSACTIONS

Nov. 2	Waived FB Johnny Stanton IV.
Nov. 3	Designated FB Andy Janovich for return from injured reserve.
Nov. 4	Signed FB Johnny Stanton IV to practice squad.
Nov. 5	Designated CB M.J. Stewart to return from injured reserve. Placed CB Bryan Mills on practice squad/COVID-19.
Nov. 6	Activated FB Andy Janovich from injured reserve. Activated C Nick Harris from injured reserve. Placed T Jack Conklin on injured reserve. Elevated DT Sheldon Day from practice squad. Elevated TE Miller Forristall from practice squad.
Nov. 8	DT Sheldon Day reverted back to practice squad. TE Miller Forristall reverted back to practice squad. Waived WR Odell Beckham Jr. Waived CB Herb Miller. Placed RB John Kelly on reserve/COVID-19. Placed WR Lawrence Cage on reserve/COVID-19.
Nov. 9	Signed G Wyatt Teller to four-year contract extension. Signed WR Ja'Marcus Bradley to the active roster from practice squad. Signed DT Sheldon Day to the active roster from practice squad. Placed RB Nick Chubb on reserve/COVID-19. Placed RB Demetric Felton on reserve/COVID-19. Signed RB Brian Hill to practice squad. Signed S Nate Meadors to practice squad. Signed WR Isaiah Zuber to practice squad. Released CB Tim Harris from practice squad.
Nov. 10	Signed G Joel Bitonio to three-year contract extension. Designated LB Jeremiah Owusu-Koramoah for return from injured reserve. Signed CB Herb Miller to practice squad. Signed RB Dexter Williams to practice squad. Placed C Nick Harris on reserve/COVID-19.
Nov. 13	Activated LB Jeremiah Owusu-Koramoah from injured reserve. Activated S M.J. Stewart Jr. from injured reserve. Waived DT Andrew Billings. Elevated RB Brian Hill from practice squad. Elevated WR JoJo Natson as COVID-19 replacement. Elevated CB Herb Miller as COVID-19 replacement. Elevated FB Johnny Stanton IV as COVID-19 replacement.
Nov. 15	RB Brian Hill reverted back to practice squad. WR JoJo Natson reverted back to practice squad. CB Herb Miller reverted back to practice squad. FB Johnny Stanton IV reverted back to practice squad.
Nov. 16	Released WR Isaiah Zuber from the practice squad.
Nov. 17	Restored WR Lawrence Cager to practice squad from practice squad/COVID-19. Released DB Byan Mills from practice squad/COVID-19.
Nov. 18	Activated RB John Kelly from reserve/COVID-19.
Nov. 19	Activated RB Nick Chubb from reserve/COVID-19. Activated RB Demetric Felton from reserve/COVID-19.

Nov. 20	Waived RB John Kelly. Elevated CB Herb Miller as COVID-19 replacement. Elevated WR Lawrence Cager from practice squad. Elevated DE Porter Gustin from practice squad.
Nov. 22	Activated C Nick Harris from reserve/COVID-19. CB Herb Miller reverted back to practice squad. WR Lawrence Cager reverted back to practice squad. DE Porter Gustin reverted back to practice squad.
Nov. 23	Signed RB John Kelly to practice squad. Released RB Dexter Williams from practice squad.
Nov. 24	Designated T Jack Conklin for return from injured reserve. Designated RB Kareem Hunt for return from injured reserve.
Nov. 27	Activated T Jack Conklin from injured reserve. Activated RB Kareem Hunt from injured reserve. Waived DE Joe Jackson. Waived G Hjalte Froholdt. Elevated DE Porter Gustin from practice squad. Elevated WR JoJo Natson from practice squad.
Nov. 29	DE Porter Gustin reverted back to practice squad. WR JoJo Natson reverted back to practice squad. Placed LS Charley Hughlett on reserve/COVID-19. Placed FB Johnny Stanton IV on practice squad/COVID-19.
Nov. 30	Placed T Jack Conklin on injured reserve. Signed DE Joe Jackson to practice squad. Signed G Hjalte Froholdt to practice squad. Released RB Brian Hill from practice squad.
Dec. 6	Designated LB Jacob Phillips for return from injured reserve. Placed TE Stephen Carlson on reserve/COVID-19.
Dec. 7	Signed TE Miller Forristall to activer roster from practice squad. Activated LS Charley Hughlett from reserve/COVID-19. Placed TE David Njoku on reserve/COVID-19. Signed TE Ross Travis to practice squad. Released G Tristen Hoge from practice squad. Restored FB Johnny Stanton IV from practice squad/COVID-19.
Dec. 9	Placed P Jamie Gillan on reserve/COVID-19. Placed LB Anthony Walker Jr. on reserve/COVID-19.
Dec. 10	Signed P Dustin Colquitt.
Dec. 11	Activated LB Jacob Phillips from injured reserve. Waived WR Ja'Marcus Bradley. Elevated CB Herb Miller as COVID-19 replacement. Elevated S Jovante Moffatt as COVID-19 replacement. Elevated WR JoJo Natson from practice squad.
Dec. 13	CB Herb Miller reverted to practice squad. S Jovante Moffatt reverted to practice squad. WR JoJo Natson reverted to practice squad.

- Dec. 14 Placed G Drew Forbes on reserve/COVID-19.
Placed TE Austin Hooper on reserve/COVID-19.
Placed WR Jarvis Landry on reserve/COVID-19.
Placed DE Takk McKinley on reserve/COVID-19.
Placed G Wyatt Teller on reserve/COVID-19.
Placed T Jedrick Wills on reserve/COVID-19.
Placed WR JoJo Natson on practice squad/COVID-19.
Placed TE Ross Travis on practice squad/COVID-19.
Signed WR Ja'Marcus Bradley to practice squad.
- Dec. 15 Placed CB Troy Hill on reserve/COVID-19.
Placed S John Johnson III on reserve/COVID-19.
Placed QB Baker Mayfield on reserve/COVID-19.
Placed DT Malik McDowell on reserve/COVID-19.
Placed DE Ifeadi Odenigbo on reserve/COVID-19.
Placed S Nate Meadors on practice squad/COVID-19.
Signed WR Ja'Marcus Bradley to active roster from practice squad.
Signed TE Nick Guggemos to practice squad.
Signed WR Alexander Hollins to practice squad.
Signed T Elijah Nkansah to practice squad.
Claimed DT Josiah Bronson via waivers from New Orleans.
- Dec. 16 Activated TE Stephen Carlson from reserve/COVID-19.
Activated TE David Njoku from reserve/COVID-19.
Activated QB Nick Mullen from practice squad as COVID-19 replacement.
Signed CB Brian Allen to practice squad.
Signed S Tedric Thompson to practice squad.
Placed S Ronnie Harrison Jr. on reserve/COVID-19.
- Dec. 17 Activated LB Anthony Walker Jr. from reserve/COVID-19.
Placed S Grant Delpit on reserve/COVID-19.
Placed LB Tony Fields II on reserve/COVID-19.
Placed CB A.J. Green on reserve/COVID-19.
Placed RB Kareem Hunt on reserve/COVID-19.
Placed QB Case Keenum on reserve/COVID-19.
Placed LB Jacob Phillips on reserve/COVID-19.
Placed LB Mack Wilson on reserve/COVID-19.
Signed QB Kyle Lauletta to active roster from Jacksonville's practice squad.
- Dec. 18 Signed LB Willie Harvey Jr.
Activated QB Nick Mullen from practice squad as COVID-19 replacement.
Signed CB Bryan Mills to practice squad.
Activated DE Takk McKinley from reserve/COVID-19.
Placed T James Hudson III on reserve/COVID-19.
- Dec. 19 Activated G Wyatt Teller from reserve/COVID-19.
Placed DE Jadeveon Clowney on reserve/COVID-19.
Signed T Alex Taylor to activr roster from practice squad.
Signed S Adrian Colbert to practice squad.
- Dec. 20 Activated S John Johnson III from reserve/COVID-19.
Activated CB Brian Allen from practice squad as COVID-19 replacement.
Activated G Hjalte Froholdt from practice squad as COVID-19 replacement.
Activated DE Joe Jackson from practice squad as COVID-19 replacement.
Activated RB John Kelly from practice squad as COVID-19 replacement.
Activated CB Herb Miller from practice squad as COVID-19 replacement.
Activated S Jovante Moffatt from practice squad as COVID-19 replacement.
Activated S Tedric Thompson from practice squad as COVID-19 replacement.

- Dec. 21 DE Porter Gustin reverted to practice squad.
 QB Nick Mullens reverted to practice squad.
 CB Brian Allen reverted to practice squad.
 G Hjalte Froholdt reverted to practice squad.
 DE Joe Jackson reverted to practice squad.
 RB John Kelly reverted to practice squad.
 CB Herb Miller reverted to practice squad.
 S Jovante Moffatt reverted to practice squad.
 S Tedric Thompson reverted to practice squad.
 Placed DE Takk McKinley on injured reserve.
 Signed DE Porter Gustin to the activer roster from the practice squad.
 Released TE Nick Guggemos from practice squad.
 Released WR Alexander Hollins from practice squad.
- Dec. 22 Activated TE Austin Hooper from reserve/COVID-19.
 Activated LB Jacob Phillips from reserve/COVID-19.
 Placed CB Greg Newsome on reserve/COVID-19.
 Waived P Jamie Gillan from reserve/COVID-19.
 Restored WR JoJo Natson from practice squad/COVID-19.
- Dec. 23 Activated S Grant Delpit from reserve/COVID-19.
 Activated T James Hudson III from reserve/COVID-19.
 Placed C JC Tretter on reserve/COVID-19.
- Dec. 24 Activated CB A.J. Green from reserve/COVID-19.
 Activated QB Case Keenum from reserve/COVID-19.
 Activated WR Jarvis Landry from reserve/COVID-19.
 Activated QB Baker Mayfield from reserve/COVID-19.
 Activated DE Ifeadi Odenigbo from reserve/COVID-19.
 Placed DT Jordan Elliott on reserve/COVID-19.
 Placed K Chase McLaughlin on reserve/COVID-19.
 Waived WR Lawrence Cager.
 Waived TE Miller Forristall.
 Released TE Ross Travis from practice squad/COVID-19.
 Placed S Tedric Thompson on practice squad/COVID-19.
 Activated S Adrian Colbert from practice squad as COVID-19 replacement.
 Activated G Hjalte Froholdt from practice squad as COVID-19 replacement.
 Activated DE Joe Jackson from practice squad as COVID-19 replacement.
 Activated CB Herb Miller from practice squad as COVID-19 replacement.
 Activated S Jovante Moffatt from practice squad as COVID-19 replacement.
 Activated QB Nick Mullens from practice squad as COVID-19 replacement.
 Activated K Chris Nagggar from practice squad as COVID-19 replacement.
 Activated DE Curtis Weaver from practice squad as COVID-19 replacement.
- Dec. 26 S Adrian Colbert reverted to practice squad.
 G Hjalte Froholdt reverted to practice squad.
 DE Joe Jackson reverted to practice squad.
 CB Herb Miller reverted to practice squad.
 S Jovante Moffatt reverted to practice squad.
 QB Nick Mullens reverted to practice squad.
 K Chris Nagggar reverted to practice squad.
 DE Curtis Weaver reverted to practice squad.
 Placed T Alex Taylor on reserve/COVID-19.

2021 TRANSACTIONS

Dec. 27	<p>Activated DE Jadeveon Clowney from reserve/COVID-19. Activated G Drew Forbes from reserve/COVID-19. Activated S Ronnie Harrison Jr. from reserve/COVID-19. Activated CB Troy Hill from reserve/COVID-19. Activated RB Kareem Hunt from reserve/COVID-19. Activated DT Malik McDowell from reserve/COVID-19. Activated T Jedrick Wills Jr. from reserve/COVID-19. Activated LB Mack Wilson from reserve/COVID-19. Placed LB Elijah Lee on reserve/COVID-19. Restored S Nate Meadors from practice squad/COVID-19.</p>
Dec. 28	<p>Signed WR Lawrence Cager to practice squad. Signed TE Miller Forristall to practice squad. Released WR JoJo Natson from practice squad. Released CB Bryan Mills from practice squad.</p>
Dec. 30	<p>Activated DT Jordan Elliott from reserve/COVID-19. Activated K Chase McLaughlin from reserve/COVID-19. Activated CB Greg Newsome from reserve/COVID-19. Activated C JC Tretter from reserve/COVID-19. Waived DT Josiah Bronson. Released K Chris Naggar from practice squad.</p>
Dec. 31	<p>Placed RB John Kelly on practice squad/injured.</p>
Jan. 1	<p>Placed TE Miller Forristall on practice squad/injured.</p>
Jan 3	<p>Elevated S Adrian Corbet to active roster from practice squad. Elevated G Hjalte Froholdt to activer roster from practice squad.</p>
Jan. 4	<p>S Adrian Colbert reverted to practice squad. G Hjalte Froholdt reverted to practice squad.</p>
Jan. 5	<p>Activated LB Tony Fields II from reserve/COVID-19. Signed QB Nick Mullens to active roster from practice squad. Signed RB Dexter Williams to active roster from Miami's practice squad. Placed QB Baker Mayfield on injured reserve. Placed LB Sione Takitaki on injured reserve. Signed RB Artavis Pierce to practice squad.</p>
Jan 6	<p>Signed RB Benny LeMay to practice squad. Signed T Alex Taylor to practice squad. Released T Elijah Nkansah from practice squad. Placed K Chris Blewitt on practice squad/COVID-19. Placed DT Malik Jackson on reserve/COVID-19.</p>
Jan. 7	<p>Placed DE Joe Jackson on practice squad/COVID-19.</p>
Jan 8	<p>Activated RB D'Ernest Johnson from reserve/COVID-19. Placed CB Denzel Ward on reserve/COVID-19. Placed LB Malcolm Smith on reserve/COVID-19. Waived LB Willie Harvey Jr. Elevated S Adrian Corbet to active roster from practice squad. Elevated CB Brian Allen to activer roster from practice squad. Activated DE Curtis Weaver from practice squad as COVID-19 replacement. Activated CB Herb Miller from practice squad as COVID-19 replacement. Activated G Hjalte Froholdt from practice squad as COVID-19 replacement.</p>
Jan. 10	<p>S Adrian Corbet reverted back to practice squad. CB Brian Allen reverted back to practice squad. DE Curtis Weaver reverted back to practice squad. CB Herb Miller reverted back to practice squad. G Hjalte Froholdt reverted back to practice squad.</p>

PUNT RETURNED FOR A TD

By Browns
Travis Benjamin, 78 yards (9/20/15 vs. TEN)

By Opponent
Kaelin Clay, 82 yards (11/30/15 vs. BAL)

KICKOFF RETURNED FOR A TD

By Browns
Joshua Cribbs, 100 yards & 103 yards (12/20/09 at KC)

By Opponent
Isaiah Rodgers, 101 yards (10/11/20 vs. IND)

INTERCEPTION RETURNED FOR A TD

By Browns
Denzel Ward, 99 yards (11/7/21 at CIN)

By Opponent
Minkah Fitzpatrick, 33 yards (10/18/20 at PIT)

TWO INTERCEPTIONS IN SAME GAME

By Browns
Joe Schobert (11/24/19 vs. MIA)

By Opponent
Rasul Douglas (12/25/21 at GB)

THREE INTERCEPTIONS IN SAME GAME

By Browns
Anthony Henry (11/18/01 at BAL)

By Opponent
Kevin Byard (10/22/17 vs. TEN)

FUMBLE RETURNED FOR A TD

By Browns
Myles Garrett, (12/12/21 vs. BAL)

By Opponent
Trayvon Henderson (1/9/22 vs. CIN)

PUNT BLOCK RETURNED FOR A TD

By Browns
Andre King, 28 yards (11/30/03 at SEA)

By Opponent
Anthony Chickillo, 16 yards (9/10/17 vs. PIT)

PUNT BLOCKED

By Browns
Marlon Moore (11/5/15 at CIN)

By Opponent
Davis Moore (10/13/19 vs. SEA)

SHUTOUT SCORED

By Browns
at Cleveland 8, Buffalo 0 (12/16/07)

By Opponent
vs. Cincinnati 30, Cleveland 0 (12/14/14)

PAT UNSUCCESSFUL

By Browns
Chris Naggar (wide right) (12/25/21 at GB)

By Opponent
Tristian Vizcaino (wide left) (10/10/21 at LAC)

TWO-POINT CONVERSION

By Browns
Baker Mayfield-Austin Hooper pass (10/10/21 at LAC)

By Opponent
Justin Herbert-Donald Parham pass (10/10/21 at LAC)

FIELD GOAL BLOCKED

By Browns
M.J. Stewart Jr. (9/19/21 vs. HOU)

By Opponent
Shelby Harris (10/21/21 vs. DEN)

FIELD GOAL BLOCKED RETURNED FOR TD

By Browns
Leigh Bodden, 59 yards (11/13/05 at PIT)

By Opponent
Will Hill III, 62 yards (11/30/15 vs. BAL)

SAFETY SCORED

By Browns
Carson Wentz sacked in the end zone by Oliver Vernon (11/22/20 vs. PHI)

By Opponent
Marlon Humphrey forced Jarvis Landry out of bounds in the end zone (12/14/20 vs. BAL)

100 YARDS RUSHING

By Browns
D'Ernest Johnson, 123 yards (1/9/22 vs. CIN)

By Opponent
Najee Harris, 188 yards (1/3/22 at PIT)

100 YARDS RUSHING IN A HALF

By Browns
Nick Chubb, 104 yards in second half (11/29/20 at JAX)

By Opponent
Najee Harris, 117 yards in second half (1/3/22 at PIT)

THE LAST TIME IN THE REGULAR SEASON

200 YARDS RUSHING

By Browns
Jerome Harrison, 286 yards (12/20/09 at KC)

By Opponent
Ahmad Bradshaw, 200 yards (10/7/12 at NYG)

BACK-TO-BACK 100-YARD RUSHING GAMES

By Browns
Nick Chubb, 100 yards (10/3/21 at MIN), Nick Chubb, 161 yards (10/10/21 at LAC)

By Opponent
Rhamondre Stevenson, 100 (11/14/21 at NE), D'Andre Swift, 136 (11/21/21 vs. DET)

TWO 100-YARD RUSHERS IN SAME GAME

By Browns
Nick Chubb (126) & Kareem Hunt (104) (11/15/20 vs. HOU)

By Opponent
Arian Foster (124) & Ben Tate (115) (11/6/11 at HOU)

TWO RUSHING TOUCHDOWNS

By Browns
Nick Chubb (11/7/21 at CIN)

By Opponent
Rhamondre Stevenson (11/14/21 at NE)

THREE RUSHING TOUCHDOWNS

By Browns
Nick Chubb (9/29/19 at BAL)

By Opponent
Kenyan Drake (4) (12/15/19 at ARI)

FOUR RUSHING TOUCHDOWNS

By Browns
Jamal Lewis (11/4/07 vs. SEA)

By Opponent
Kenyan Drake (12/15/19 at ARI)

SUCCESSFUL ONSIDE KICK

By Browns
October 16, 2016 (at TEN)

By Opponent
December 12, 2021 (vs. BAL)

OT GAME WON

By Browns
Cleveland 12 vs. Baltimore 9 (10/7/18)

By Opponent
Tampa Bay 26 vs. Cleveland 23 (10/21/18)

300 YARDS PASSING

By Browns
Baker Mayfield, 305 yards (23-32, 2 TD, 0 INT) (10/10/21 at LAC)

By Opponent
Justin Herbert, 398 yards (26-43, 4 TD, 0 INT) (10/10/21 at LAC)

BACK-TO-BACK 300-YARD PASSING GAMES

By Browns
Baker Mayfield, 334 yards (25-33, 4 TD) (12/6/21 at TEN), Baker Mayfield, 343 yards (28-47, 2 TD) (12/14/21 vs. BAL)

By Opponent
Matt Ryan, 330 yards (38-52, 2 TD) (11/11/18 vs. ATL), Patrick Mahomes, 375 yards (23-32, 3 TD, INT) (11/4/18 vs. KC)

400 YARDS PASSING

By Browns
Josh McCown, 457 yards (36-51, 2 TD) (10/11/15 at BAL)

By Opponent
Joe Burrow, 406 yards (35-47, 3 TD, 1 INT) (10/25/20 at CIN)

200 YARDS PASSING IN A HALF

By Browns
Baker Mayfield, 231 yards in first half (9/12/21 at KC)

By Opponent
Justin Herbert, 261 yards in second half (10/10/21 at LAC)

THREE TOUCHDOWN PASSES

By Browns
Baker Mayfield (4) (12/6/20 at TEN)

By Opponent
Aaron Rodgers (12/25/21 at GB)

FOUR TOUCHDOWN PASSES

By Browns
Baker Mayfield (12/6/20 at TEN)

By Opponent
Kyler Murray (10/17/21 vs. ARI)

FIVE TOUCHDOWN PASSES

By Browns
Baker Mayfield (5) (10/25/20 at CIN)

By Opponent
Matthew Stafford (11/22/09 at DET)

SIX TOUCHDOWN PASSES

By Browns
None

By Opponent
Carson Palmer (9/16/07 vs. CIN)

100 YARDS RECEIVING

By Browns
Jarvis Landry, 111 yards (11/28/21 at BAL)

By Opponent
Davonte Adams, 114 yards (12/25/21 at GB)

100 YARDS RECEIVING IN A HALF

By Browns
 Rashard Higgins, 100 yards (10/25/20 at CIN)

By Opponent
Mark Andrews, 107 yards in second half (12/12/21 vs. BAL)

TWO 100-YARD RECEIVERS IN SAME GAME

By Browns
 Josh Gordon (151) & Jordan Cameron (121) (12/8/13 at NE)

By Opponent
Mark Andrews (115) & Rashod Bateman (103) (12/12/21 vs. BAL)

BACK-TO-BACK 100-YARD RECEIVING GAMES

By Browns
David Njoku 149 yards (10/10/21 at LAC), Donovan Peoples-Jones, 101 yards (10/17/21 vs. ARI)

By Opponent
 Tyrell Williams, 118 yards (10/14/18 vs. LAC), Mike Evans, 107 yards (10/21/18 at TB)

200 YARDS RECEIVING

By Browns
 Josh Gordon, 261 yards (12/1/13 vs. JAX)

By Opponent
 Terrell Owens, 222 yards (10/3/10 vs. CIN)

TWO RECEIVING TOUCHDOWNS

By Browns
Donovan Peoples-Jones, (10/17/21 vs. ARI)

By Opponent
Davonte Adams (12/25/21 at GB)

THREE RECEIVING TOUCHDOWNS

By Browns
 Jordan Cameron (9/22/13 at MIN)

By Opponent
 Martellus Bennett (10/9/16 vs. NE)

500 YARDS TOTAL OFFENSE

By Browns
531 yards (10/10/21 at LAC)

By Opponent
 503 yards (10/25/20 at CIN)

TWO SACKS

By Browns
Jadeveon Clowney (1/9/22 vs. CIN)

By Opponent
T.J. Watt, 4.0, and Alex Highsmith, 2.0 (1/3/22 at PIT)

THREE SACKS

By Browns
Myles Garrett, 4.5 (9/26/21 vs. CHI)

By Opponent
T.J. Watt, 4.0 (1/3/22 at PIT)

FOUR SACKS

By Browns
Myles Garrett, 4.5 (9/26/21 vs. CHI)

By Opponent
T.J. Watt, 4.0 (1/3/22 at PIT)

FOUR FIELD GOALS

By Browns
Chase McLaughlin (9/26/21 vs. CHI)

By Opponent
Chris Boswell (1/3/22 at PIT)

FIVE FIELD GOALS

By Browns
 Phil Dawson (11/4/12 vs. BAL)

By Opponent
 Ka'imi Fairbairn (12/2/18 at Hou)

SIX FIELD GOALS

By Browns
 Phil Dawson (11/5/06 at SD)

By Opponent
 None

2021 STATISTICS

Won 8, Lost 9

9/12/2021	L	29 - 33	at Kansas City Chiefs
9/19/2021	W	31 - 21	Houston Texans
9/26/2021	W	26 - 6	Chicago Bears
10/3/2021	W	14 - 7	at Minnesota Vikings
10/10/2021	L	42 - 47	at Los Angeles Chargers
10/17/2021	L	14 - 37	Arizona Cardinals
10/21/2021	W	17 - 14	Denver Broncos
10/31/2021	L	10 - 15	Pittsburgh Steelers
11/7/2021	W	41 - 16	at Cincinnati Bengals
11/14/2021	L	7 - 45	at New England Patriots
11/21/2021	W	13 - 10	Detroit Lions
11/28/2021	L	10 - 16	at Baltimore Ravens
12/12/2021	W	24 - 22	Baltimore Ravens
12/20/2021	L	14 - 16	Las Vegas Raiders
12/25/2021	L	22 - 24	at Green Bay Packers
1/3/2022	L	14 - 26	at Pittsburgh Steelers
1/9/2022	W	21 - 16	Cincinnati Bengals

Total First Downs	342	327
Rushing	138	108
Passing	177	184
Penalty	27	35
3rd Down: Made/Att	83/212	86/219
3rd Down Pct.	39.2%	39.3%
4th Down: Made/Att	12/29	16/25
4th Down Pct.	41.4%	64.0%
Possession Avg.	30:48	29:12
Total Net Yards	5791	5296
Avg. Per Game	340.6	311.5
Total Plays	1054	1056
Avg. Per Play	5.5	5.0
Net Yards Rushing	2471	1857
Avg. Per Game	145.4	109.2
Total Rushes	485	437
Net Yards Passing	3320	3439
Avg. Per Game	195.3	202.3
Sacked/Yards Lost	49/299	43/273
Gross Yards	3619	3712
Attempts/Completions	520/320	576/367
Completion Pct.	61.5%	63.7%
Had Intercepted	14	13
Punts/Average	67/43.0	71/48.2
Net Punting Avg.	38.3	42.1
Penalties/Yards	112/1035	98/877
Fumbles/Ball Lost	20/8	24/6
Touchdowns	43	43
Rushing	20	13
Passing	21	29
Returns	2	1

Score By Periods	Q1	Q2	Q3	Q4	OT	Pts		
Team	68	133	68	80	0	349		
Opponents	65	102	74	130	0	371		
Scoring	TD	Ru	Pa	Rt	PAT	FG	2Pt	Pts
C.McLaughlin	0	0	0	0	36/37	15/21	0	81
N.Chubb	9	8	1	0	0/0	0/0	0	54
K.Hunt	5	5	0	0	0/0	0/0	1	32
J.Landry	4	2	2	0	0/0	0/0	0	24
D.Njoku	4	0	4	0	0/0	0/0	0	24
A.Hooper	3	0	3	0	0/0	0/0	1	20
D.Johnson	3	3	0	0	0/0	0/0	0	18
H.Bryant	3	0	3	0	0/0	0/0	0	18
D.Peoples-Jones	3	0	3	0	0/0	0/0	0	18
D.Felton	2	0	2	0	0/0	0/0	0	12
A.Janovich	1	1	0	0	0/0	0/0	1	8
R.Higgins	1	0	1	0	0/0	0/0	0	6
M.Garrett	1	0	0	1	0/0	0/0	0	6
J.Stanton	1	0	1	0	0/0	0/0	0	6
B.Mayfield	1	1	0	0	0/0	0/0	0	6
D.Ward	1	0	0	1	0/0	0/0	0	6
A.Schwartz	1	0	1	0	0/0	0/0	0	6
C.Naggar	0	0	0	0	1/2	1/1	0	4
Team	43	20	21	2	37/39	16/22	3	349
Opponents	43	13	29	1	33/35	26/27	1	371

2-Pt. Conversions: Team 3/4, Opponents: 1/8
 Sacks: M.Garrett 16.0, J.Clowney 9.0, M.McDowell 3.0,
 T.McKinley 2.5, T.Hill 2.0, J.Owusu-Koramoah 1.5, J.Jackson 1.5,
 R.Harrison 1.0, G.Delpit 1.0, J.Phillips 1.0, A.Walker 1.0, S.Day
 1.0, M.Jackson 0.5, J.Elliott 0.5, D.Ward 0.5, J.Johnson 0.5,
 T.Togiai 0.5 **Team: 43.0, Opponents: 48.0**

Rushing	No.	Yds	Avg	Long	TD
N.Chubb	228	1259	5.5	70t	8
D.Johnson	100	534	5.3	30	3
K.Hunt	78	386	4.9	33	5
B.Mayfield	37	134	3.6	14	1
J.Landry	6	40	6.7	16t	2
A.Schwartz	6	39	6.5	17	0
D.Felton	7	24	3.4	12	0
C.Keenum	12	22	1.8	10	0
O.Beckham	2	14	7.0	10	0
J.Kelly	2	13	6.5	11	0
J.Stanton	3	5	1.7	3	0
D.Njoku	1	1	1.0	1	0
A.Janovich	2	0	0.0	1t	1
J.Gillan	1	0	0.0	0	0
Team	485	2471	5.1	70t	20
Opponents	437	1857	4.2	57t	13

Receiving	No.	Yds	Avg	Long	TD
J.Landry	52	570	11.0	38	2
A.Hooper	38	345	9.1	34	3
D.Njoku	36	475	13.2	71t	4
D.Peoples-Jones	34	597	17.6	60t	3
R.Higgins	24	275	11.5	21	1
K.Hunt	22	174	7.9	23	0
H.Bryant	21	233	11.1	41	3
N.Chubb	20	174	8.7	40	1
D.Johnson	19	137	7.2	18	0
D.Felton	18	181	10.1	33t	2
O.Beckham	17	232	13.6	26	0
A.Schwartz	10	135	13.5	44	1
J.Bradley	4	64	16.0	37	0
A.Janovich	3	9	3.0	3	0
J.Stanton	2	7	3.5	6	1
B.Mayfield	0	11	0.0	11	0
Team	320	3619	11.3	71t	21
Opponents	367	3712	10.1	75t	29

Interceptions	No.	Yds	Avg	Long	TD
D.Ward	3	103	34.3	99t	1
J.Johnson	3	31	10.3	31	0
G.Williams	2	7	3.5	7	0
M.Smith	2	1	0.5	1	0
G.Delpit	1	5	5.0	5	0
A.Green	1	1	1.0	1	0
R.Harrison	1	0	0.0	0	0
Team	13	148	11.4	99t	1
Opponents	14	175	12.5	37	0

Punting	No	Yds	Avg	Net	TB	In	Lg	B
J.Gillan	42	1842	43.9	39.5	1	15	65	0
D.Colquitt	25	1038	41.5	36.1	2	6	56	0
Team	67	2880	43.0	38.3	3	21	65	0
Opponents	71	3425	48.2	42.1	5	16	66	0

Punt Returns	Ret	FC	Yds	Avg	Long	TD
D.Felton	32	2	227	7.1	24	0
D.Peoples-Jones	12	3	95	7.9	20	0
J.Natson	3	0	15	5.0	8	0
Team	47	5	337	7.2	24	0
Opponents	30	15	257	8.6	29	0

Kickoff Returns	No.	Yds	Avg	Long	TD
A.Schwartz	15	322	21.5	35	0
D.Felton	9	172	19.1	28	0
D.Johnson	6	139	23.2	29	0
J.Natson	5	107	21.4	28	0
J.Bradley	2	49	24.5	25	0
A.Janovich	2	19	9.5	13	0
M.Stewart	1	20	20.0	20	0
Team	40	828	20.7	35	0
Opponents	39	791	20.3	31	0

Field Goals	1-19	20-29	30-39	40-49	50+
C.McLaughlin	0/0	3/3	4/4	4/10	4/4
C.Naggar	0/0	0/0	1/1	0/0	0/0
Team	0/0	3/3	5/5	4/10	4/4
Opponents	0/0	6/6	7/7	8/9	5/5

Fumbles Lost: B.Mayfield 3, J.Landry 2, N.Chubb 1, D.Peoples-Jones 1, C.Keenum 1 **Total: 8**
 Opponent Fumble Recoveries: M.Garrett 1, I.Odenigbo 1,
 M.McDowell 1, P.Gustin 1, S.Takitaki 1, A.Green 1 **Total: 6**

Passing	Att	Cmp	Yds	Cmp%	Yds/Att	TD	TD%	Int	Int%	Long	Sack	Lost	Rating
B.Mayfield	418	253	3010	60.5%	7.2	17	4.1%	13	3.1%	71t	43/	269	83.1
C.Keenum	72	47	462	65.3%	6.4	3	4.2%	1	1.4%	34	5/	29	91.3
N.Mullens	30	20	147	66.7%	4.9	1	3.3%	0	0.0%	25	0/	0	89.2
J.Landry	0	0	0	0.0%	0.0	0	0.0%	0	0.0%	0	1/	1	0.0
Team	520	320	3619	61.5%	7.0	21	4.0%	14	2.7%	71t	49/	299	84.6
Opponents	576	367	3712	63.7%	6.4	29	5.0%	13	2.3%	75t	43/	273	89.4

DEFENSIVE STATISTICS

PLAYER	TACKLES			SK	INTERCEPTIONS				FUMBLES				
	TOTAL	SOLO	ASST		YDS	NO	YDS	LG	TD	PD	FF	FR	YDS
Anthony Walker Jr.	113	70	43	1.0	5	0	0	0	0	2	0	0	0
Jeremiah Owusu-Koramoah	74	48	26	1.5	7.5	0	0	0	0	4	2	0	0
Grant Delpit	61	42	21	1.0	7	1	5	5	0	3	1	0	0
John Johnson III	59	36	23	0.5	0	3	31	31	0	5	1	0	0
Ronnie Harrison Jr.	58	40	18	1.0	8	1	0	0	0	3	0	0	0
Troy Hill	49	34	15	2.0	13	0	0	0	0	1	0	0	0
Myles Garrett	51	33	18	16.0	91.5	0	0	0	0	3	1	1	0
Malcolm Smith	50	34	16	0	0	2	1	1	0	5	0	0	0
Denzel Ward	43	34	9	0.5	2	3	103	99t	1	10	0	0	0
Greedy Williams	40	34	6	0	0	2	7	7	0	8	1	0	0
Sione Takitaki	36	18	19	0	0	0	0	0	0	0	0	0	0
Mack Wilson	33	22	11	0	0	0	0	0	0	0	0	0	0
Malik McDowell	33	19	14	3.0	22.0	0	0	0	0	1	0	1	0
M.J. Stewart Jr.	37	28	9	0	0	0	0	0	0	5	1	0	0
Jadeveon Clowney	37	24	13	9.0	83.5	0	0	0	0	2	2	0	0
Greg Newsome II	37	33	4	0	0	0	0	0	0	9	0	0	0
Malik Jackson	25	7	18	0.5	4	0	0	0	0	4	0	0	0
Jordan Elliott	26	11	15	0.5	2	0	0	0	0	1	0	0	0
Sheldon Day	21	7	14	1.0	3.5	0	0	0	0	2	0	0	0
Takkarist McKinley	18	10	8	2.5	14	0	0	0	0	0	1	0	0
Joe Jackson	14	8	6	1.5	4	0	0	0	0	0	0	0	0
Elijah Lee	8	7	1	0	0	0	0	0	0	0	0	0	0
Tommy Togiai	16	9	7	0.5	0	0	0	0	0	1	0	0	0
A.J. Green	13	9	4	0	0	1	0	0	0	5	0	1	0
Jovante Moffatt	7	4	3	0	0	0	0	0	0	0	0	0	0
Porter Gustin	7	5	2	0	0	0	0	0	0	0	0	1	0
Ifeadi Odenigbo	11	5	6	0	0	0	0	0	0	0	0	1	0
Jacob Phillips	17	14	3	1	6	0	0	0	0	3	0	0	0
Richard LeCounte	2	2	0	0	0	0	0	0	0	0	0	0	0
Andrew Billings	1	0	1	0	0	0	0	0	0	0	0	0	0
Josiah Bronson	1	1	0	0	0	0	0	0	0	0	0	0	0
Curtis Weaver	1	0	1	0	0	0	0	0	0	0	0	0	0
Totals	1000	644	356	43.0	273	13	147	99t	1	72	10	5	0

SPECIAL TEAMS STATISTICS

PLAYER	TACKLES					
	TOTAL	SOLO	ASST	FF	FR	BLK
Mack Wilson	9	4	5	0	0	0
A.J. Green	8	6	2	0	1	0
M.J. Stewart Jr.	8	6	2	0	0	1
Sione Takitaki	8	3	5	1	1	0
Elijah Lee	7	5	2	0	0	0
Herb Miller	5	4	1	0	0	0
Grant Delpit	5	1	4	0	0	0
Demetric Felton	4	2	2	1	4	0
Tony Fields	4	2	2	0	0	0
Jamie Gillan	3	2	1	0	0	0
Andy Janovich	2	2	0	0	0	0
Ifeadi Odenigbo	2	2	0	0	0	0
Ja'Marcus Bradley	2	1	1	0	0	0
Jovante Moffatt	2	1	1	0	0	0
Jeremiah Owusu-Koramoah	2	1	1	0	0	0
Porter Gustin	2	1	1	0	0	0
Tim Harris	2	1	1	0	0	0
Joe Jackson	2	1	1	0	0	0
John Johnson	2	1	1	0	0	0
Harrison Bryant	2	0	2	0	0	0
Willie Harvey Jr.	1	1	0	0	0	0
Greedy Williams	1	1	0	0	0	0
D'Ernest Johnson	1	0	1	0	0	0
Miller Forristall	1	0	1	0	0	0
Richard LeCounte III	1	0	1	0	0	0
Malcolm Smith	1	0	1	0	0	0
Totals	88	49	39	2	6	1

MISCELLANEOUS STATISTICS

PLAYER	TKL	FF	FR
Austin Hooper	2	0	0
Donovan Peoples-Jones	2	0	0
Anthony Shwartz	2	0	0
Harrison Bryant	1	0	0
Nick Chubb	1	0	1
Jack Conklin	1	0	0
Nick Harris	1	0	0
Jarvis Landry	1	0	0
David Njoku	1	0	2
Jamie Gillan	0	0	1
D'Ernest Johnson	0	0	1
JC Tretter	0	0	1
Totals	12	0	6

DEFENSIVE SCORING STATISTICS

PLAYER	TD	INT RET	FUM RET
Myles Garrett	1	0	1
Denzel Ward	1	1	0
Totals	2	1	1


2021 BROWNS GAME-BY-GAME OFFENSIVE STATISTICS

OPP	1ST DOWNS				DOWN CONV.				RUSHING				PASS				TDS				FGS				FUM				PEN				PUNTS			
	T	R	PassPen.	3rd	T	R	PassPen.	3rd	Net Yds	Plays	Net	Att.	Avg.	Net	Skd-Yds	Gross	C	TD	INT	R	P	Ret	M	A	No.	Lost	No.	Yds.	No.	Avg.	POSS.					
at KC (9/12)	24	9	14	1	2-7	3-4	457	56	153	26	5.9	304	2-17	321	21	28	0	1	4	0	0	0	2	1	5	30	1	52.0	27:13							
vs. HOU (9/19)	22	11	10	1	4-9	0-0	355	57	156	34	4.6	199	2-14	213	21	19	1	1	3	1	0	1	1	3	1	5	62	2	40.0	35:05						
vs. CHI (9/26)	26	11	13	2	8-17	1-3	418	78	215	42	5.1	203	5-43	246	31	19	1	0	1	1	0	4	4	0	0	7	98	2	41.0	39:34						
at MIN (10/3)	20	10	9	1	7-18	0-1	327	74	184	38	4.8	143	3-12	155	33	15	0	0	1	0	0	2	2	0	0	7	73	7	39.0	35:32						
at LAC (10/10)	25	10	12	3	4-12	1-3	531	68	230	35	6.6	301	1-4	305	32	23	2	0	3	2	0	2	2	1	0	7	77	3	44.7	36:28						
vs. ARI (10/17)	16	4	11	1	3-10	1-4	290	55	73	19	3.8	217	5-23	240	31	20	2	1	0	2	0	0	0	2	2	9	88	2	53.0	25:21						
vs. DEN (10/21)	23	12	11	0	9-15	1-1	376	67	182	33	5.5	194	1-5	199	33	21	1	0	1	0	1	0	1	2	0	0	60	3	51.7	36:51						
vs. PIT (10/31)	19	7	10	2	3-10	0-2	306	58	96	23	4.2	210	4-15	225	31	20	0	1	0	0	1	0	1	1	1	5	30	4	49.3	28:15						
at CIN (11/7)	14	6	7	1	3-9	0-0	361	48	153	23	6.7	208	2-10	218	21	14	2	0	2	2	1	2	3	2	0	10	84	3	39.3	24:38						
at NE (11/14)	17	4	12	1	1-11	2-4	217	58	99	20	5.0	118	5-36	154	33	19	1	1	0	1	0	0	2	0	6	42	4	47.3	25:58							
vs. DET (11/21)	22	10	8	4	5-13	0-0	349	66	184	36	5.1	165	1-11	176	29	15	1	2	1	1	0	0	1	1	0	10	82	5	37.8	34:57						
at BAL (11/28)	14	2	10	2	4-13	0-1	262	57	40	17	2.4	222	3-25	247	37	18	1	0	0	1	0	1	2	2	2	5	45	6	43.5	22:56						
vs. BAL (12/12)	20	7	10	3	6-13	0-0	290	61	100	29	3.4	190	0-0	190	32	22	2	1	0	2	1	1	2	2	0	4	42	5	39.2	33:50						
vs. LV (12/20)	13	3	9	1	6-14	1-1	236	54	89	24	4.4	147	0-0	147	30	20	1	0	1	1	0	0	1	0	0	3	61	7	44.7	26:36						
at GB (12/25)	28	12	15	1	7-12	1-1	408	66	219	25	8.8	189	5-33	222	36	21	2	4	2	0	2	0	1	1	0	0	6	38	1	37.0	31:41					
at PIT (1/3)	15	5	8	2	5-17	1-3	232	67	93	20	4.7	139	9-46	185	38	16	2	2	0	2	0	0	0	0	0	10	77	8	42.8	25:05						
vs. CIN (1/9)	24	15	8	1	6-12	0-1	376	66	205	41	5.7	171	1-5	176	24	17	2	1	1	2	0	0	2	1	4	46	4	37.5	33:39							
TOTAL	342	138	177	27	83-212	12-29	5791	1054	2471	485	5.1	3320	49-299	3619	520	320	21	14	20	21	2	16	22	20	8	112	1035	67	43.0	30:48						

2021 BROWNS GAME-BY-GAME DEFENSIVE STATISTICS

OPP	1ST DOWNS				DOWN CONV.				RUSHING				PASS				TDS				FGS				FUM				PEN				PUNTS			
	T	R	PassPen.	3rd	T	R	PassPen.	3rd	Net Yds	Plays	Net	Att.	Avg.	Net	Skd-Yds	Gross	C	TD	INT	R	P	Ret	M	A	No.	Lost	No.	Yds.	No.	Avg.	POSS.					
at KC (9/12)	21	4	17	0	9-13	0-0	397	61	73	23	3.2	324	2-13	337	36	27	3	0	1	3	0	0	0	0	0	5	36	2	45.5	32:47						
vs. HOU (9/19)	17	5	10	2	8-14	0-0	302	58	82	28	2.9	220	1-7	227	29	18	2	1	1	2	0	0	1	2	1	9	78	4	52	24:55						
vs. CHI (9/26)	6	2	2	2	1-11	0-1	47	42	46	13	3.5	1	9-67	68	20	6	0	0	0	0	0	2	2	1	0	5	44	7	56	20:46						
at MIN (10/3)	16	4	10	2	5-16	1-3	255	63	65	23	4.0	190	2-15	203	38	20	1	1	0	1	0	0	0	0	0	7	42	6	48.5	24:28						
at LAC (10/10)	27	9	14	4	6-13	3-3	493	68	112	23	4.9	381	2-17	398	43	26	4	0	3	4	0	0	0	2	1	6	49	3	53	23:32						
vs. ARI (10/17)	24	8	11	5	8-15	1-1	352	69	144	37	3.9	208	2-21	229	30	20	4	0	4	0	4	0	4	4	0	5	45	2	50.5	34:39						
vs. DEN (10/21)	15	3	11	1	5-11	1-1	223	49	41	14	2.9	182	2-5	187	33	23	2	1	0	2	0	0	0	0	2	15	4	50.5	23:09							
vs. PIT (10/31)	21	7	13	1	4-13	2-4	370	69	115	32	3.6	255	2-11	266	35	22	1	0	1	1	0	1	1	1	0	8	65	4	44.0	31:45						
at CIN (11/7)	25	6	15	4	3-11	0-2	348	70	85	23	3.7	263	5-25	288	42	29	0	2	2	0	0	1	1	4	1	4	31	3	40.7	35:22						
at NE (11/14)	30	10	17	3	7-9	0-0	452	62	184	34	5.4	268	2-15	283	26	22	4	0	2	4	0	1	1	0	0	6	45	1	66	34:02						
vs. DET (11/21)	12	6	5	1	3-11	0-0	245	46	168	23	7.3	77	0-0	77	23	15	0	2	1	0	0	1	1	0	0	7	67	6	46.7	25:03						
at BAL (11/28)	22	12	6	4	7-15	1-1	303	77	148	24	3.4	155	2-10	165	32	20	1	4	0	1	0	3	3	0	0	5	54	3	45.3	37:04						
vs. BAL (12/12)	21	5	15	1	1-12	3-4	389	69	118	23	5.1	271	4-16	271	42	31	1	0	1	0	1	0	3	3	2	2	10	125	5	45.6	26:10					
vs. LV (12/20)	20	5	14	1	6-13	1-1	328	65	98	25	3.9	230	2-6	236	38	25	1	1	0	1	0	3	3	5	1	7	64	4	44.3	33:24						
at GB (12/25)	19	8	10	1	3-10	1-1	311	58	109	24	4.5	202	0-0	202	34	24	3	0	0	3	0	1	1	0	0	3	29	5	47.0	28:19						
at PIT (1/3)	20	8	10	2	5-18	1-2	299	79	190	31	6.1	109	2-14	123	26	24	1	1	1	1	0	4	4	2	0	5	51	5	48.8	34:55						
vs. CIN (1/9)	11	6	4	1	5-14	1-1	182	79	79	18	4.4	103	4-33	136	29	15	1	0	0	1	1	1	1	1	0	4	32	7	44.4	26:21						
TOTAL	327	108	184	35	83-212	16-25	5296	1084	1857	437	4.3	3439	43-273	3712	576	367	29	13	13	29	1	26	27	24	6	98	877	71	48.2	29:12						

WEEK 1



TEAM	1	2	3	4	F
Cleveland	8	14	0	7	29
Kansas City	3	7	10	13	33

SCORING SUMMARY

TEAM Q TIME PLAY

Browns	1	7:53	N.Chubb 4 yd. run (K.Hunt run) (13-75, 7:07)
Chiefs	1	1:51	H.Butker 28 yd. Field Goal (10-71, 6:02)
Browns	2	13:28	J.Landry 5 yd. run (C.McLaughlin kick) (6-75, 3:23)
Chiefs	2	6:30	P.Mahomes 5 yd. run (H.Butker kick) (12-75, 6:58)
Browns	2	2:55	N.Chubb 18 yd. run (C.McLaughlin kick) (6-81, 3:35)
Chiefs	3	7:27	T.Kelce 11 yd. pass from P.Mahomes (H.Butker kick) (14-75, 7:33)
Chiefs	3	0:32	H.Butker 43 yd. Field Goal (10-28, 5:24)
Browns	4	10:24	K.Hunt 2 yd. run (C.McLaughlin kick) (9-75, 5:08)
Chiefs	4	10:10	T.Hill 75 yd. pass from P.Mahomes (H.Butker kick) (1-75, 0:14)
Chiefs	4	7:04	T.Kelce 8 yd. pass from P.Mahomes (pass failed) (3-15, 1:32)

TEAM STATISTICS


	CLE	KC
FIRST DOWNS:	24	21
TIME OF POSSESSION:	27:13	32:47
TOTAL NET YARDS: (RU/PA):	457 (153/304)	397 (73/324)
SACKS/YARDS	2/13	2/17
PUNTS/AVERAGE:	1/52.0	2/45.5
PENALTIES/YARDS:	5/30	5/36
FUMBLES/LOST:	2/1	0/0

INDIVIDUAL STATISTICS

PASSING: CLE: B.Mayfield 21-28-321; KC: P.Mahomes 27-36-337 (3 TDs).
RUSHING: CLE: N.Chubb 15-83 (2 TDs), K.Hunt 6-33 (TD), A.Schwartz 1-17, J.Landry 2-13 (TD), B.Mayfield 1-7, J.Gillan 1-0; KC: C.Edwards-Helaire 14-43, P.Mahomes 5-18 (TD), T.Hill 1-4, Da.Williams 1-4, M.Burton 1-2, B.Bell 1-2.
RECEIVING: CLE: D.Njoku 3-76, J.Landry 5-71, A.Schwartz 3-69, K.Hunt 3-28, A.Hooper 3-27, N.Chubb 2-18, H.Bryant 1-17, B.Mayfield 0-11, D.Peoples-Jones 1-4, A.Janovich 0-0; KC: T.Hill 11-197 (TD), T.Kelce 6-76 (2 TDs), C.Edwards-Helaire 3-29, M.Hardman 3-19, D.Robinson 1-9, B.Pringles 1-6, B.Bell 1-3, M.Remmers 1-2.



WEEK 2



TEAM	1	2	3	4	F
Houston	7	7	0	7	21
Cleveland	7	7	10	7	31

SCORING SUMMARY

TEAM Q TIME PLAY


Browns	1	9:56	A.Janovich 1 yd. run (C.McLaughlin kick) (4-35, 2:02)
Texans	1	5:18	P.Lindsay 22 yd. pass from Ty.Taylor (J.Slye kick) (8-84, 4:38)
Texans	2	7:06	Ty.Taylor 15 yd. run (J.Slye kick) (6-47, 2:38)
Browns	2	1:14	B.Mayfield 5 yd. run (C.McLaughlin kick) (10-75, 5:52)
Browns	3	7:50	D.Felton 33 yd. pass from B.Mayfield (C.McLaughlin kick) (7-72, 5:52)
Browns	3	4:40	C.McLaughlin 30 yd. Field Goal (4-6, 1:37)
Texans	4	11:32	B.Cooks 2 yd. pass from D.Mills (J.Slye kick) (16-75, 8:08)
Browns	4	5:52	N.Chubb 26 yd. run (C.McLaughlin kick) (9-82, 5:40)

TEAM STATISTICS

	CLE	HOU
FIRST DOWNS:	22	17
TIME OF POSSESSION:	35:05	24:55
TOTAL NET YARDS: (RU/PA):	355 (156/199)	302 (82/220)
SACKS/YARDS	1/7	2/14
PUNTS/AVERAGE:	2/40.0	4/52.3
PENALTIES/YARDS:	5/62	9/78
FUMBLES/LOST:	3/1	2/1

INDIVIDUAL STATISTICS

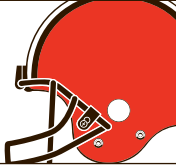
PASSING: CLE: B.Mayfield 19-21-213 (1 TD, 1 INT); HOU: Ty.Taylor 10-11-125 (3 TDs); D.Mills 8-18-102 (1 TD, 1 INT)
RUSHING: CLE: N.Chubb 11-95 (TD), K.Hunt 13-51, B.Mayfield 8-10 (TD), A.Janovich 2-0 (TD); HOU: M.Ingram 14-41, D.Johnson 6-25, Ty.Taylor 1-15 (1 TD), P.Lindsay 5-2, D.Mills 2-1.
RECEIVING: CLE: A.Hooper 5-40, H.Bryant 4-49, D.Felton 2-51, R.Higgins 2-27, D.Njoku 2-15, D.Peoples-Jones 1-14, J.Landry 1-9, N.Chubb 1-3, K.Hunt 1-2, A.Schwartz 0-0; HOU: B.Cooks 9-78 (TD), D.Johnson 2-22, A.Roberts 1-35, N.Collins 1-32, P.Lindsay 1-22 (TD), J.Akins 1-17, C.Conley 1-13, D.Amendola 1-9, M.Ingram 1-1, P.Brown 0-0.



WEEK 3



**BEARS 6
BROWNS 26**
Sept. 26, 2021
FirstEnergy Stadium, Cleveland, Oh.



TEAM	1	2	3	4	F
Chicago	3	0	3	0	6
Cleveland	0	10	3	13	26

SCORING SUMMARY

TEAM Q TIME PLAY

Bears	1	8:40	C. Santos 47 yd. Field Goal (5-24, 2:46)
Browns	2	12:31	C. McLaughlin 57 yd. Field Goal (8-38, 4:32)
Browns	2	0:19	A. Hooper 13 yd. pass from B. Mayfield (C. McLaughlin kick) (12-89, 2:35)
Browns	3	9:32	C. McLaughlin 41 yd. Field Goal (7-21, 4:26)
Bears	3	1:43	C. Santos 22 yd. Field Goal (9-65, 4:02)
Browns	4	14:46	K. Hunt 29 yd. run (C. McLaughlin kick) (6-75, 1:57)
Browns	4	10:40	C. McLaughlin 52 yd. Field Goal (6-37, 3:00)
Browns	4	3:43	C. McLaughlin 28 yd. Field Goal (10-41, 5:35)

TEAM STATISTICS

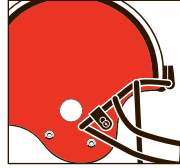
	CLE	CHI
FIRST DOWNS:	26	6
TIME OF POSSESSION:	39:34	20:26
TOTAL NET YARDS: (RU/PA):	418 (215/203)	47 (46/1)
SACKS/YARDS	9/67	5/43
PUNTS/AVERAGE:	2/41.0	7/56.7
PENALTIES/YARDS:	7/98	4/44
FUMBLES/LOST:	0/0	1/0

INDIVIDUAL STATISTICS

PASSING: CLE: B. Mayfield 19-31-246 (1 TD); CHI: J. Fields 6-20-68
RUSHING: CLE: N. Chubb 22-84, K. Hunt 10-81 (1 TD), B. Mayfield 4-31, O. Beckham 1-10, D. Johnson 2-9, C. Keenum 3-0; CHI: D. Montgomery 10-34, J. Fields 3-12.
RECEIVING: CLE: K. Hunt 6-74, O. Beckham 5-77, D. Peoples-Jones 2-39, R. Higgins 2-24, A. Hooper 2-19 (TD), D. Felton 2-13, H. Bryant 0-0, A. Schwartz 0-0; CHI: A. Robinson 2-27, D. Montgomery 2-21, C. Kmet 1-11, D. Mooney 1-9, M. Goodwin 0-0, J. Graham 0-0.



WEEK 4



**BROWNS 14
VIKINGS 7**
Oct. 3, 2021
U.S. Bank Stadium, Minneapolis, Mn.



TEAM	1	2	3	4	F
Cleveland	0	11	0	3	14
Minnesota	7	0	0	0	7

SCORING SUMMARY

TEAM Q TIME PLAY


Vikings	1	7:26	J. Jefferson 12 yd. pass from K. Cousins (G. Joseph kick) (14-75, 7:34)
Browns	2	1:16	K. Hunt 1 yd. run (B. Mayfield-A. Janovich pass) (18-64, 8:39)
Browns	2	0:02	C. McLaughlin 48 yd. Field Goal (8-34, 0:43)
Browns	4	6:16	C. McLaughlin 53 yd. Field Goal (7-36, 3:29)

TEAM STATISTICS

	CLE	MIN
FIRST DOWNS:	20	14
TIME OF POSSESSION:	35:32	24:28
TOTAL NET YARDS: (RU/PA):	327 (184/143)	255 (65/190)
SACKS/YARDS	2/13	3/12
PUNTS/AVERAGE:	7/39.9	6/48.5
PENALTIES/YARDS:	7/73	7/42
FUMBLES/LOST:	0/0	0/0

INDIVIDUAL STATISTICS

PASSING: CLE: B. Mayfield 15-33-155; MIN: K. Cousins 20-38-203
RUSHING: CLE: N. Chubb 21-100, K. Hunt 14-69 (1 TD), B. Mayfield 2-11, O. Beckham 1-4; MIN: D. Cook 9-34, A. Mattison 10-20, K. Osborn 1-10, C. Ham 1-1, K. Cousins 2-0.
RECEIVING: CLE: R. Higgins 4-63, O. Beckham 2-27, K. Hunt 2-17, D. Njoku 2-17, D. Felton 2-12, A. Hooper 1-11, N. Chubb 1-5, H. Bryant 1-3, A. Schwartz 0-0; MIN: J. Jefferson 6-84 (1 TD), T. Conklin 4-18, A. Thielen 3-46, K. Osborn 3-26, D. Cook 3-10, D. Westbrook 1-19, A. Abdullah 1-2.



WEEK 5



**BROWNS 42
CHARGERS 47**

Oct. 10, 2021
SoFi Stadium, Inglewood, Ca.



TEAM	1	2	3	4	F
Cleveland	3	17	7	15	42
Los Angeles	7	6	8	26	47

SCORING SUMMARY

TEAM Q TIME PLAY

Browns	1	7:39	C.McLaughlin 35 yd. Field Goal (10-75, 6:32)
Chargers	1	2:44	D.Parham 22 yd. pass from J.Herbert (T.Vizcaino kick) (10-85, 4:55)
Browns	2	12:46	R.Higgins 7 yd. pass from B.Mayfield (C.McLaughlin kick) (8-72, 4:58)
Chargers	2	11:43	M.Williams 72 yd. pass from J.Herbert (kick failed, wl) (4-82, 1:03)
Browns	2	0:54	K.Hunt 3 yd. run (C.McLaughlin kick) (11-53, 6:00)
Browns	2	0:00	C.McLaughlin 31 yd. Field Goal (4-9, 0:38)
Browns	3	12:18	N.Chubb 52 yd. run (C.McLaughlin kick) (5-75, 2:42)
Chargers	3	6:25	J.Herbert 9 yd. run (J.Herbert-D.Parham pass) (14-84, 5:53)
Chargers	4	11:22	M.Williams 42 yd. pass from J.Herbert (T.Vizcaino kick) (4-61, 1:29)
Browns	4	10:40	D.Njoku 71 yd. pass from B.Mayfield (B.Mayfield-A.Hooper pass) (2-78, 0:42)
Chargers	4	7:24	A.Ekeler 4 yd. run (T.Vizcaino kick) (11-75, 3:16)
Browns	4	4:45	K.Hunt 8 yd. run (C.McLaughlin kick) (5-75, 2:39)
Chargers	4	3:15	A.Ekeler 19 yd. pass from J.Herbert (kick failed, wl) (6-75, 1:30)
Chargers	4	1:31	A.Ekeler 3 yd. run (run failed) (5-48, 0:31)

TEAM STATISTICS

	CLE	LAC
FIRST DOWNS:	25	27
TIME OF POSSESSION:	36:28	23:32
TOTAL NET YARDS: (RU/PA):	531 (230/301)	493 (112/381)
SACKS/YARDS	2/17	1/4
PUNTS/AVERAGE:	3/44.7	3/53.0
PENALTIES/YARDS:	7/77	6/49
FUMBLES/LOST:	1/0	2/1

INDIVIDUAL STATISTICS

PASSING: CLE: B.Mayfield 23-32-305 (2 TD); **LAC:** J.Herbert 26-43-398 (4 TD)
RUSHING: CLE: N.Chubb 21-161 (1 TDF, K.Hunt 12-61 (2 TD), B.Mayfield 2-8; **LAC:** A.Ekeler 17-66 (2 TD), J.Herbert 4-29 (1 TD), J. Kelley 2-17.
RECEIVING: CLE: D.Njoku 7-149 (1 TD), D.Peoples-Jones 5-70, K.Hunt 5-28, R.Higgins 3-29, O.Beckham 2-20, N.Chubb 1-9, A.Schwartz 0-0; **LAC:** M.Williams 8-165 (2 TD), K.Allen 6-75, A.Ekeler 5-53 (1 TD), J.Guyton 2-35, D.Parham 2-29 (1 TD), J.Palmer 2-12, J. Cook 1-29.



WEEK 6



**CARDINALS 37
BROWNS 14**

Oct. 17, 2021
FirstEnergy Stadium, Cleveland, Oh



TEAM	1	2	3	4	F
Arizona	7	16	7	7	37
Cleveland	0	14	0	0	14

SCORING SUMMARY

TEAM Q TIME PLAY

Cardinals	1	8:40	C.Kirk 21 yd. pass from K. Murray (M.Prater kick) (9-74, 5:00)
Cardinals	2	14:56	D.Hopkins 13 yd. pass from K. Murray (M.Prater kick) (11-78, 4:41)
Cardinals	2	13:06	M.Prater 36 yd. Field Goal (4-0, 0:51)
Cardinals	2	9:29	M.Prater 51 yd. Field Goal (4-5, 2:07)
Browns	2	5:11	D.Peoples-Jones 11 yd. pass from B.Mayfield (C.McLaughlin kick) (8-75, 4:18)
Cardinals	2	0:43	M.Prater 33 yd. Field Goal (12-56, 4:23)
Browns	2	0:03	D.Peoples-Jones 57 yd. pass from B.Mayfield (C.McLaughlin kick) (5-75, 0:43)
Cardinals	3	3:01	D.Hopkins 9 yd. pass from K.Murray (M.Prater kick) (8-54, 3:30)
Cardinals	4	4:51	A.Green 14 yd. pass from K.Murray (11-93, 7:18)
Browns	4	1:21	R.Seals-Jones 1 yd. pass from B.Mayfield (A.Seibert kick) (19-91, 3:57)

TEAM STATISTICS


	CLE	ARI
FIRST DOWNS:	16	24
TIME OF POSSESSION:	25:21	34:39
TOTAL NET YARDS: (RU/PA):	290 (73/217)	352 (144/208)
SACKS/YARDS	2/21	5/23
PUNTS/AVERAGE:	2-53.0	2-50.5
PENALTIES/YARDS:	9/88	5/45
FUMBLES/LOST:	2/2	4/0

INDIVIDUAL STATISTICS

PASSING: CLE: B.Mayfield 19-28-234 (2 TD, 1 INT); **ARI:** K.Murray 20-30-229 (4 TD)
RUSHING: CLE: K.Hunt 14-66, B.Mayfield 3-8, D.Johnson 1-2, A. Schwartz 1-(-3); **ARI:** J.Conner 16-71, C.Edmonds 4-46, J.Ward 4-14, R.Moore 3-10, K.Murray 7-6, C.McCoy 3-(-3).
RECEIVING: CLE: O.Beckham 5-79, D.Peoples-Jones 4-101 (2 TD), K.Hunt 3-12, D.Felton 2-14, A.Schwartz 2-11, D.Johnson 1-7, D.Njoku 1-6, J.Stanton 1-6, A. Hooper 1-4; **ARI:** A.Green 5-79 (TD), C.Kirk 5-75 (TD), D.Hopkins 3-55 (2 TD), R.Moore 3-16, C.Edmonds 3-4, J.Conner 1-0.



WEEK 7



TEAM	1	2	3	4	F
Denver	0	0	7	7	14
Cleveland	10	0	7	0	17

SCORING SUMMARY

TEAM Q TIME PLAY


Broncos 1 12:29 D.Johnson 4 yd. run (C.McLaughlin kick) (5-75, 2:40)
 Browns 1 3:14 C.McLaughlin 52 yd. Field Goal (5-19, 2:20) (12-43, 7:04)
 Broncos 3 7:53 M.Gordon 8 yd. pass from T.Bridgewater (B.McManus kick) (13-79, 7:12)
 Browns 3 0:31 J.Stanton 1 yd. pass from C.Keenum (13-75, 7:21)
 Broncos 4 5:23 J.Williams 10 yd. pass from T. Bridgewater (B.McManus kick) (17-80, 6:08)

TEAM STATISTICS


	CLE	DEN
FIRST DOWNS:	23	15
TIME OF POSSESSION:	36:51	23:09
TOTAL NET YARDS (RU/PA):	376 (182/194)	223 (41/182)
SACKS/YARDS:	2/5	1/5
PUNTS/AVERAGE:	3/51.7	4/50.5
PENALTIES/YARDS:	9/60	2/15
FUMBLES/LOST:	0-0	0-0

INDIVIDUAL STATISTICS

PASSING: CLE: C.Keenum 21-33-199 (TD) **DEN:** T.Bridgewater 23-33-187 (2 TD, INT).
RUSHING: CLE: D.Johnson 22-146 (TD), D.Felton 2-13, J.Kelly 2-13, C.Keenum 4-7, J.Stanton 2-5, A.Schwartz 1-(-2); **DEN:** J.Williams 4-20, M.Gordon 8-18, T.Bridgewater 2-3.
RECEIVING: CLE: J.Landry 5-37, D.Felton 3-21, A.Hooper 2-42, O.Beckham, Jr. 2-23, A.Schwartz 2-22, D.Johnson 2-22, D.Njoku 2-18, H.Bryant 1-15, J.Stanton 1-1 (TD), R.Higgins 1-(-2); **DEN:** J.Williams 6-32 (TD), C.Sutton 5-68, N.Fant 5-38, T.Patrick 2-16, K.Hinton 2-15, M.Gordon 2-14 (TD), E.Saubert 1-3.



WEEK 8



TEAM	1	2	3	4	F
Pittsburgh	0	3	6	6	15
Cleveland	3	0	7	0	10

SCORING SUMMARY

TEAM Q TIME PLAY

Browns 1 8:09 C.McLaughlin 30 yd. Field Goal (13-63, 6:51)
 Steelers 1 9:18 C.Boswell 31 yd. Field Goal (10-47, 5:36)
 Browns 3 9:36 D.Johnson 10 yd. run (C.McLaughlin kick) (8-86, 4:19)
 Steelers 3 3:39 N.Harris 8 yd. run (2 pt. conversion failed) (12-78, 5:57)
 Steelers 4 11:04 P.Freiermuth 2 yd. pass from B.Roethlisberger (2 pt. conversion failed) (13-83, 5:38)

TEAM STATISTICS


	CLE	PIT
FIRST DOWNS:	19	21
TIME OF POSSESSION:	28:15	31:45
TOTAL NET YARDS (RU/PA):	306 (96/210)	370 (115/255)
SACKS/YARDS:	2/11	4/15
PUNTS/AVERAGE:	4/49.3	4/44.0
PENALTIES/YARDS:	5/30	8/65
FUMBLES/LOST:	1/1	1/0

INDIVIDUAL STATISTICS

PASSING: CLE: B.Mayfield 20-31-225; **PIT:** B.Roethlisberger 22-34-266 (TD).
RUSHING: CLE: N.Chubb 16-61, D.Johnson 4-22 (TD), J.Landry 1-5, B.Mayfield 1-5, D.Felton 1-3; **PIT:** N.Harris 26-91 (TD), C.Claypool 2-16, R.McCloud 1-10, A.McFarland 1-1, B.Roethlisberger 1-0, K.Ballage 1-(-3).
RECEIVING: CLE: J.Landry 5-65, A.Hooper 4-26, D.Njoku 3-39, H.Bryant 2-33, R.Higgins 2-27, D.Felton 1-14, N.Chubb 1-8, D.Johnson 1-7, O.Beckham 1-6 **PIT:** Di.Johnson 6-98, C.Claypool 4-45, P.Freiermuth 4-44 (TD), Z.Gentry 3-39, N.Harris 3-29, B.Snell 1-7, J.Washington 1-4.



WEEK 9



TEAM	1	2	3	4	F
Cleveland	7	17	10	7	41
Cincinnati	7	3	0	6	16

SCORING SUMMARY

TEAM Q TIME PLAY


- Browns 1 8:43 D.Ward 99 interception return (C.McLaughlin kick)
- Bengals 1 4:10 J.Mixon 11 yd. run (E.McPherson kick) (9-75, 4:33)
- Browns 2 14:45 N.Chubb 1 yd. run (C.McLaughlin kick) (9-75, 4:25)
- Browns 2 10:10 D.Peoples-Jones 60 yd. pass from B.Mayfield (C.McLaughlin kick) (1-60, 0:08)
- Browns 2 4:10 C.McLaughlin 28 yd. Field Goal (6-20, 3:21)
- Bengals 2 0:02 E.McPherson 27 yd. Field Goal (10-68, 4:08)
- Browns 3 8:00 N.Chubb 70 yd. run (C.McLaughlin kick) (2-70, 0:14)
- Browns 3 5:14 C.McLaughlin 24 yd. Field Goal (4-2, 1:20)
- Bengals 4 13:51 J.Mixon 2 yd. run (run failed) (7-60, 2:16)
- Browns 4 4:27 D.Njoku 18 yd. pass from B.Mayfield (C.McLaughlin kick) (6-30, 2:32)

TEAM STATISTICS


	CLE	CIN
FIRST DOWNS:	14	25
TIME OF POSSESSION:	24:38	35:22
TOTAL NET YARDS: (RU/PA):	361 (153/208)	348 (85/263)
SACKS/YARDS	5/25	2/10
PUNTS/AVERAGE:	3/39.3	3/40.7
PENALTIES/YARDS:	10/84	4/31
FUMBLES/LOST:	2/0	4/1

INDIVIDUAL STATISTICS

PASSING: CLE: B.Mayfield 14-21-218 (2 TD); CIN: J.Burrow 28-40-282 (2 INT), B.Allen 1-2-6.
RUSHING: CLE: N.Chubb 14-137 (2 TD), D.Johnson 8-16, J.Landry 1-0; CIN: J.Mixon 13-64 (2 TD), S.Perine 5-20, J.Burrow 2-1, J.Chase 2-0, B.Allen 1-0.
RECEIVING: CLE: J.Landry 3-11, D.Peoples-Jones 2-86 (TD), N.Chubb 2-26, H.Bryant 2-26, A.Hooper 2-14, D.Felton 1-22, D.Njoku 1-18 (TD), A.Schwartz 1-15; CIN: T.Higgins 6-78, J.Chase 6-49, J.Mixon 5-46, C.Uzomah 4-24, D.Sample 3-36, S.Perine 2-17, M.Thomas 1-16, T.Boyd 1-11, C.Evans 1-11.



WEEK 10



TEAM	1	2	3	4	F
Cleveland	7	0	0	0	7
New England	7	17	7	14	45

SCORING SUMMARY

TEAM Q TIME PLAY

- Browns 1 10:05 A.Hooper 2 yd. pass from B.Mayfield (C.McLaughlin kick) (11-84, 4:55)
- Patriots 1 0:26 H.Henry 3 yd. pass from M.Jones (N.Folk kick) (15-83, 9:39)
- Patriots 2 14:43 R.Stevenson 5 yd. run (N.Folk kick) (1-5, 0:05)
- Patriots 2 5:40 K.Bourne 23 yd. pass from M.Jones (N.Folk kick) (11-99, 6:11)
- Patriots 2 0:17 N.Folk 38 yd. Field Goal (11-47, 3:31)
- Patriots 3 5:04 R.Stevenson 2 yd. run (N.Folk kick) (8-92, 5:06)
- Patriots 4 13:33 H.Henry 3 yd. pass from M.Jones (N.Folk kick) (6-47, 2:59)
- Patriots 4 4:13 J.Meyers 11 yd. pass from B.Hoyer (N.Folk kick) (6-95, 4:02)

TEAM STATISTICS

	CLE	NE
FIRST DOWNS:	17	30
TIME OF POSSESSION:	25:58	34:02
TOTAL NET YARDS: (RU/PA):	217 (99/118)	452 (184/268)
SACKS/YARDS	2/15	5/36
PUNTS/AVERAGE:	4/47.3	1/66.0
PENALTIES/YARDS:	6/42	6/46
FUMBLES/LOST:	2/0	0/0

INDIVIDUAL STATISTICS

PASSING: CLE: B.Mayfield 11-21-73 (TD, INT), C.Keenum 8-12-81; NE: M.Jones 19-23-198 (3 TD), B.Hoyer 3-3-85 (TD).
RUSHING: CLE: D.Johnson 19-99, J.Stanton 1-0; NE: R.Stevenson 20-100 (2 TD), K.Bourne 3-43, B.Bolden 3-32, J.Taylor 6-11, B.Hoyer 2-(-2).
RECEIVING: CLE: D.Johnson 7-58, J.Landry 4-26, A.Hooper 4-25 (TD), H.Bryant 2-18, D.Peoples-Jones 1-16, D.Njoku 1-11; NE: K.Bourne 4-98 (TD), J.Meyers 4-49 (TD), H.Henry 4-37 (2 TD), R.Stevenson 4-14, B.Bolden 3-38, N.Agholor 2-21, N.Harry 1-26.



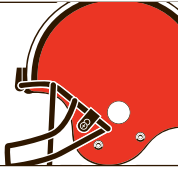
WEEK 11



**LIONS 10
BROWNS 13**

Nov. 21, 2021

FirstEnergy Stadium, Cleveland, Oh.



TEAM	1	2	3	4	F
Detroit	0	0	7	3	10
Cleveland	0	13	0	0	13

SCORING SUMMARY

TEAM Q TIME PLAY

Browns 2 14:52 J.Landry 16 yd. run (C.McLaughlin kick) (8-84, 4:54)
 Browns 2 1:10 N.Chubb 5 yd. pass from B.Mayfield (kick blocked) (11-76, 6:54)
 Lions 3 1:55 D.Swift 57 yd. run (A.Rosas kick) (4-78, 2:23)
 Lions 4 9:07 A.Rosas 43 yd. Field Goal (4-9, 1:54)

TEAM STATISTICS

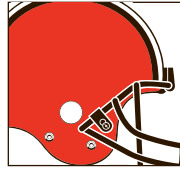
	DET	CLE
FIRST DOWNS:	12	22
TIME OF POSSESSION:	25:03	34:57
TOTAL NET YARDS: (RU/PA):	245 (168/77)	349 (184/165)
SACKS/YARDS	1/11	0/0
PUNTS/AVERAGE:	6-46.7	5-37.8
PENALTIES/YARDS:	7-67	10-82
FUMBLES/LOST:	0/0	1/0

INDIVIDUAL STATISTICS

PASSING: CLE: B.Mayfield 15-29-176 (TD, 2 INT); **DET:** T.Boyle 15-23-77.
RUSHING: CLE: N.Chubb 22-130, D.Johnson 5-26, J.Landry 1-16 (TD), B.Mayfield 4-9, D.Felton 3-2, D.Njoku 1-1; **DET:** D.Swift 14-136 (TD), J.Cabinda 2-21, J.Williams 7-11.
RECEIVING: CLE: A.Hooper 4-53, J.Landry 4-26, J.Bradley 2-46, D.Njoku 2-20, N.Chubb 2-14 (TD), R.Higgins 1-17; **DET:** T.Hockenson 6-51, A.St. Brown 4-18, D.Swift 3-0, B.Wright 1-12, G.Igwebuike 1(-4).



WEEK 12



**BROWNS 10
RAVENS 16**

Nov. 28, 2021

M&T Bank Stadium, Baltimore, MD.



TEAM	1	2	3	4	F
Cleveland	0	3	7	0	10
Baltimore	3	3	7	3	16

SCORING SUMMARY

TEAM Q TIME PLAY

Ravens 1 0:24 J.Tucker 52 yd. Field Goal (9-41, 3:38)
 Ravens 2 3:53 J.Tucker 25 yd. Field Goal (17-59, 8:41)
 Browns 2 1:02 C.McLaughlin 46 yd. Field Goal (7-25, 1:27)
 Ravens 3 9:48 M.Andrews 13 yd. pass from L.Jackson (J.Tucker kick) (10-75, 5:12)
 Browns 3 0:39 D.Njoku 20 yd. pass from B.Mayfield (C.McLaughlin kick) (5-87, 2:30)
 Ravens 4 1:10 J.Tucker 49 yd. Field Goal (11-45, 5:18)

TEAM STATISTICS

	CLE	BAL
FIRST DOWNS:	14	22
TIME OF POSSESSION:	22:56	37:04
TOTAL NET YARDS: (RU/PA):	262 (40/222)	302 (148/155)
SACKS/YARDS	2/10	3/25
PUNTS/AVERAGE:	6-43.5	3-45.3
PENALTIES/YARDS:	5-45	5-54
FUMBLES/LOST:	2/2	0/0

INDIVIDUAL STATISTICS

PASSING: CLE: B.Mayfield 18-37-347 (TD); **BAL:** L.Jackson 20-32-165 (TD, 4 INT).
RUSHING: CLE: K.Hunt 7-20, N.Chubb 8-16, B.Mayfield 2-4; **BAL:** L.Jackson 17-68, D.Freeman 16-52, L.Murray 8-14, D.Duvernay 1-13, T.Williams 1-1.
RECEIVING: CLE: J.Landry 6-111, H.Bryant 3-50, D.Njoku 3-35 (TD), N.Chubb 2-23, J.Bradley 2-18, D.Peoples-Jones 2-10; **BAL:** M.Brown 8-51, M.Andrews 4-65 (TD), R.Bateman 4-31, D.Freeman 1-8, S.Watkins 1-8, D.Duvernay 1-2, P.Ricard 1-0.

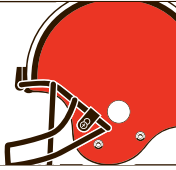


WEEK 14



**RAVENS 22
BROWNS 24**

Dec. 12, 2021
FirstEnergy Stadium, Cleveland, Oh.



TEAM	1	2	3	4	F
Baltimore	0	3	6	13	22
Cleveland	10	14	0	0	24

SCORING SUMMARY

TEAM Q TIME PLAY

- Browns 1 7:30 C.McLaughlin 43 yd. Field Goal (7-60, 3:50)
- Browns 1 0:38 J.Landry 9 yd. pass from B.Mayfield (C.McLaughlin kick) (8-66, 4:58)
- Browns 2 8:15 A.Hooper 1 yd. pass from B.Mayfield (C.McLaughlin kick) (10-77, 6:05)
- Ravens 2 3:30 J.Tucker 50 yd. Field Goal (4-7, 1:54)
- Browns 2 0:49 M.Garrett 15 yd. fumble return (C.McLaughlin kick)
- Ravens 2 0:02 J.Tucker 42 yd. Field Goal (7-53, 0:47)
- Ravens 3 2:05 J.Tucker 55 yd. Field Goal (9-46, 4:40)
- Ravens 4 8:56 L.Murray 1 yd. run (pass failed) (7-69, 2:34)
- Ravens 4 1:17 M.Andrews 8 yd. pass from T.Huntley (J.Tucker kick) (14-90, 4:09)

TEAM STATISTICS


	BAL	CLE
FIRST DOWNS:	21	20
TIME OF POSSESSION:	26:10	33:50
TOTAL NET YARDS: (RU/PA):	389 (118/271)	290 (100/190)
SACKS/YARDS	0/0	4/16
PUNTS/AVERAGE:	5-45.6	5-39.2
PENALTIES/YARDS:	10-125	4-42
FUMBLES/LOST:	2/2	2/0

INDIVIDUAL STATISTICS

PASSING: CLE: B.Mayfield 22-32-190 (2TD, INT); BAL: L.Jackson 4-4-17; T.Huntley 27-38-270 (TD).
RUSHING: CLE: N.Chubb 17-59, D.Johnson 4-22, B.Mayfield 6-14, K.Hunt 2-5; BAL: D.Freeman 13-64, T.Huntley 6-45, L.Jackson 2-5, D.Duvernay 1-3, L.Murray 1-1 (TD).
RECEIVING: CLE: D.Peoples-Jones 5-90, J.Landry 5-41 (TD), A.Hooper 5-30 (TD), N.Chubb 3-6, K.Hunt 3-6, D.Johnson 1-7, A.Janovich 1-3; BAL: M.Andrews 11-115 (TD), R.Bateman 7-103, M.Brown 5-41, D.Freeman 5-8, D.Duvernay 2-14, J.Oliver 1-6, S. Watkins 0-0.

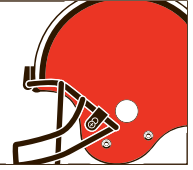


WEEK 15



**RAIDERS 16
BROWNS 14**

Dec. 20, 2021
FirstEnergy Stadium, Cleveland, Oh



TEAM	1	2	3	4	F
Las Vegas	7	3	0	6	16
Cleveland	0	0	7	4	14

SCORING SUMMARY

TEAM Q TIME PLAY

- Raiders 1 3:41 B.Edwards 5 yd. pass from D. Carr (D. Carlson kick) (11-58, 7:12)
- Raiders 2 0:56 D.Carlson 24 yd. Field Goal (13-56, 5:18)
- Browns 3 4:33 N.Chubb 4 yd. run (C. McLaughlin kick) (6-47, 2:40)
- Raiders 4 14:46 D.Carlson 40 yd. Field Goal (10-52, 4:47)
- Browns 4 3:45 H.Bryant 6 yd. pass from N.Mullens (C.McLaughlin kick) (14-80, 8:22)
- Raiders 4 0:00 D.Carlson 48 yd. Field Goal (8-41, 1:50)

TEAM STATISTICS

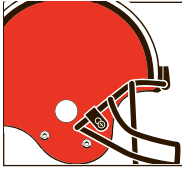
	LV	CLE
FIRST DOWNS:	20	13
TIME OF POSSESSION:	33:24	26:36
TOTAL NET YARDS: (RU/PA):	328 (98/230)	236 (89/147)
SACKS/YARDS	0/0	2/6
PUNTS/AVERAGE:	4/44.3	7/44.7
PENALTIES/YARDS:	7/64	3/61
FUMBLES/LOST:	5/1	0/0

INDIVIDUAL STATISTICS

PASSING: CLE: N.Mullens 20-30-147 (TD); LV: D.Carr 25-38-236 (TD, INT).
RUSHING: CLE: N.Chubb 23-91 (TD), D.Johnson 1-(-2); LV: J.Jacobs 15-52, P.Barber 5-34, D.Carr 3-7, M.Mariota 1-3, D.Leavitt 1-2.
RECEIVING: CLE: D.Peoples-Jones 4-48, D.Johnson 4-17, D.Njoku 3-29, R.Higgins 3-24, D.Felton 3-16, H.Bryant 2-11 (TD), N.Chubb 1-2; LV: F.Moreau 7-65, Z.Jones 7-67, J.Jacobs 3-42, H.Renfrow 3-32, B.Edwards 3-8 (TD), P.Barber 1-12, D.Jackson 1-11, O.Helm 1-(-1).



WEEK 16



**BROWNS 22
PACKERS 24**
Dec. 25, 2021
Lambeau Field, Green Bay, Wis.



TEAM	1	2	3	4	F
Cleveland	6	6	3	7	22
Green Bay	7	14	3	0	24

SCORING SUMMARY

TEAM Q TIME PLAY

Browns 1 12:21 N.Chubb 1 yd. run (kick failed, wr) (5-75, 2:39)
 Packers 1 5:13 A.Lazard 11 yd. pass from A.Rodgers (M.Crosby kick) (5-53, 3:24)
 Packers 2 10:47 D.Adams 9 yd. pass from A.Rodgers (M.Crosby kick) (10-78, 4:48)
 Browns 2 7:03 H.Bryant 1 yd. pass from B.Mayfield (pass failed) (6-70, 3:44)
 Packers 2 0:12 D.Adams 1 yd. pass from A.Rodgers (M.Crosby kick) (9-49, 1:39)
 Packers 3 9:12 M.Crosby 32 yd. Field Goal (11-76, 5:48)
 Browns 3 1:07 C.Naggar 37 yd. Field Goal (14-66, 8:05)
 Browns 4 4:31 A.Schwartz 5 yd. pass from B.Mayfield (C.Naggar kick) (8-76, 2:10)

TEAM STATISTICS

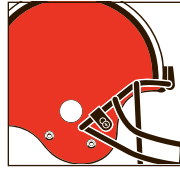
	CLE	GB
FIRST DOWNS:	28	19
TIME OF POSSESSION:	31:41	28:19
TOTAL NET YARDS: (RU/PA):	408 (219/189)	311 (109/202)
SACKS/YARDS	0/0	5/33
PUNTS/AVERAGE:	1/37.0	5/47.0
PENALTIES/YARDS:	6/38	3/29
FUMBLES/LOST:	0/0	0/0

INDIVIDUAL STATISTICS

PASSING: CLE: B.Mayfield 21-36-222 (2 TD, 4 INT); GB: A.Rodgers 24-34-202 (3 TD).
RUSHING: CLE: N.Chubb 17-126 (TD), D.Johnson 4-58, A.Schwartz 2-24, B.Mayfield 2-11; GB: A.Jones 12-66, A.Dillon 9-41, A.Lazard 1-13, A.Rodgers 1-(-1), E.St. Brown 1-(-10).
RECEIVING: CLE: R.Higgins 5-58, J.Landry 4-55, N.Chubb 3-58, A.Hooper 3-26, A.Janovich 2-6, D.Johnson 1-8, D.Peoples-Jones 1-5, A.Schwartz 1-5 (TD), H.Bryant 1-1 (TD), D.Njoku 0-0; GB: D.Adams 10-114 (2 TD), A.Jones 5-21, A.Dillon 3-15, A.Lazard 2-45 (TD), J.Degura 2-5, M.Lewis 2-2, J.Winfree 0-0.



WEEK 17



**BROWNS 14
STEELERS 26**
Jan. 3, 2022
Heinz Field, Pittsburgh, Pa.



TEAM	1	2	3	4	F
Cleveland	0	0	7	7	14
Pittsburgh	0	10	3	13	26

SCORING SUMMARY

TEAM Q TIMEPLAY

Steelers 2 10:39 D.Johnson 5 yd. pass from B.Roethlisberger (C.Boswell kick) (10-66, 4:14)
 Steelers 2 3:02 C.Boswell 22 yd. Field Goal (11-39, 4:01)
 Steelers 3 8:20 C.Boswell 30 yd. Field Goal (11-66, 4:16)
 Browns 3 0:56 D.Njoku 3 yd. pass from B.Mayfield (C.McLaughlin kick) (4-48, 2:02)
 Steelers 4 9:45 C.Boswell 50 yd. Field Goal (8-25, 3:30)
 Steelers 4 5:48 C.Boswell 48 yd. Field Goal (4-7, 1:35)
 Browns 4 1:10 H.Bryant 1 yd. pass from B.Mayfield (C.McLaughlin kick) (17-76, 4:38)
 Steelers 4 0:51 N.Harris 37 yd. run (C.Boswell kick) (3-45, 0:19)

TEAM STATISTICS


	CLE	PIT
FIRST DOWNS:	15	20
TIME OF POSSESSION:	25:05	34:55
TOTAL NET YARDS: (RU/PA):	232 (93/139)	299 (190/109)
SACKS/YARDS	2/14	9/46
PUNTS/AVERAGE:	8/42.8	5/48.8
PENALTIES/YARDS:	10/77	5/51
FUMBLES/LOST:	0/0	2/0

INDIVIDUAL STATISTICS

PASSING: CLE: B.Mayfield 18-37-347 (TD); BAL: L.Jackson 20-32-165 (TD, 4 INT).
RUSHING: CLE: K.Hunt 7-20, N.Chubb 8-16, B.Mayfield 2-4; BAL: L.Jackson 17-68, D.Freeman 16-52, L.Murray 8-14, D.Duvernay 1-13, T.Williams 1-1.
RECEIVING: CLE: J.Landry 6-111, H.Bryant 3-50, D.Njoku 3-35 (TD), N.Chubb 2-23, J.Bradley 2-18, D.Peoples-Jones 2-10; BAL: M.Brown 8-51, M.Andrews 4-65 (TD), R.Bateman 4-31, D.Freeman 1-8, S.Watkins 1-8, D.Duvernay 1-2, P.Ricard 1-0.



WEEK 18



TEAM	1	2	3	4	F
Cincinnati	0	7	3	6	16
Cleveland	7	7	0	7	21

SCORING SUMMARY

TEAM Q TIME PLAY


Browns	1	0:56	J.Landry 26 yd. pass from C.Keenum (C.McLaughlin kick) (6-79, 3:18)
Browns	2	11:22	D.Johnson 4 yd. run (C.McLaughlin kick) (6-58, 2:42)
Bengals	2	3:28	T.Henderson 29 yd. fumble return (E.Fry kick)
Bengals	3	5:01	E.Fry 36 yd. field goal (14-52, 8:36)
Browns	4	7:14	D.Felton 10 yd. pass from C.Keenum (10-46, 6:00)
Bengals	2	0:02	E.McPherson 27 yd. Field Goal (10-68, 4:08)
Browns	3	8:00	N.Chubb 70 yd. run (C.McLaughlin kick) (2-70, 0:14)
Browns	3	5:14	C.McLaughlin 24 yd. Field Goal (4-2, 1:20)
Bengals	4	13:51	J.Mixon 2 yd. run (run failed) (7-60, 2:16)
Browns	4	4:27	D.Njoku 18 yd. pass from B.Mayfield (C.McLaughlin kick) (6-30, 2:32)

TEAM STATISTICS

	CIN	CLE
FIRST DOWNS:	14	25
TIME OF POSSESSION:	24:38	35:22
TOTAL NET YARDS: (RU/PA):	361 (153/208)	348 (85/263)
SACKS/YARDS	5/25	2/10
PUNTS/AVERAGE:	3/39.3	3/40.7
PENALTIES/YARDS:	10/84	4/31
FUMBLES/LOST:	2/0	4/1

INDIVIDUAL STATISTICS

PASSING: CLE: B.Mayfield 14-21-218 (2 TD); **CIN:** J.Burrow 28-40-282 (2 INT), B.Allen 1-2-6.
RUSHING: CLE: N.Chubb 14-137 (2 TD), D.Johnson 8-16, J.Landry 1-0; **CIN:** J.Mixon 13-64 (2 TD), S.Perine 5-20, J.Burrow 2-1, J.Chase 2-0, B.Allen 1-0.
RECEIVING: CLE: J.Landry 3-11, D.Peoples-Jones 2-86 (TD), N.Chubb 2-26, H.Bryant 2-26, A.Hooper 2-14, D.Felton 1-22, D.Njoku 1-18 (TD), A.Schwartz 1-15; **CIN:** T.Higgins 6-78, J.Chase 6-49, J.Mixon 5-46, C.Uzomah 4-24, D.Sample 3-36, S.Perine 2-17, M.Thomas 1-16, T.Boyd 1-11, C.Evans 1-11.



2021 BROWNS W-L RECORD BREAKDOWN

	2021 SEASON				2020 SEASON			
	OVERALL	VS. AFCN	HOME	ROAD	OVERALL	VS. AFCN	HOME	ROAD
Overall	8-9	3-3	6-3	2-6	11-5	3-3	6-2	5-3
On grass	6-7	2-3	6-3	0-4	8-4	2-3	6-2	2-2
On artificial surfaces	2-2	1-0	0-0	2-2	3-1	1-0	0-0	3-1
When scoring first	6-5	3-1	5-1	1-4	6-3	1-1	4-2	2-1
When opponent scores first	2-4	0-2	1-2	1-2	5-2	2-2	2-0	3-2
In overtime	0-0	0-0	0-0	0-0	0-0	0-0	0-0	0-0
When leading after first quarter	3-2	2-1	3-1	0-1	5-0	2-0	3-0	2-0
When leading at halftime	7-2	3-0	5-0	2-2	10-0	2-0	6-0	4-0
When leading after third quarter	8-3	3-1	6-1	2-2	9-0	2-0	5-0	4-0
When trailing after first quarter	2-6	0-2	1-2	1-4	5-3	1-2	2-0	3-3
When trailing at halftime	0-6	0-2	0-2	0-4	1-5	1-3	0-2	1-3
When trailing after third quarter	0-6	0-2	0-2	0-4	2-4	1-3	2-0	1-3
When tied at halftime	1-1	0-1	1-1	0-0	0-0	0-0	0-0	0-0
On Sunday	7-6	3-2	5-2	2-4	10-4	2-2	5-1	5-3
On Monday	0-2	0-1	0-1	0-1	0-1	0-1	0-1	0-0
On Thursday	1-0	0-0	1-0	0-0	1-0	1-0	1-0	0-0
On Saturday	0-1	0-0	0-0	0-1	0-0	0-0	0-0	0-0
Day games (before 5 p.m.)	7-6	3-1	5-2	2-4	9-4	2-2	5-1	4-3
Night games (after 5 p.m.)	1-3	0-2	1-1	0-2	2-1	1-1	1-1	1-0
When CLE had 100-yard rusher	5-2	2-0	3-0	2-2	6-0	2-0	5-0	1-0
When CLE had 100-yard receiver	0-3	0-0	0-1	0-2	2-0	1-0	0-0	2-0
When CLE had 300-yard passer	0-2	0-0	0-0	0-2	1-1	0-1	0-1	1-0
When OPP had 100-yard rusher	1-2	0-1	1-0	0-2	1-3	0-2	0-2	1-1
When OPP had 100-yard receiver	1-3	1-0	1-0	0-3	4-1	2-1	1-0	3-1
When OPP had 300-yard passer	0-2	0-0	0-0	0-2	5-0	3-0	2-0	3-0

2021 REPLAYS AND CHALLENGES

{2021 BROWNS CHALLENGES}

BROWNS CHALLENGES (2/3)

DATE	OPP.	TIME	INITIAL CALL	DECISION
9/12	KC	13:33 (Q1)	Landry was short of the goal line	Call reversed for a touchdown
10/3	MIN	11:39 (Q2)	A completed catch by Vikings WR K.Osborn	Call stood for a completed catch
10/21	DEN	6:35 (Q4)	Fant reception for a first down	Call reversed. 4th down

OPPONENT CHALLENGES (1/3)

DATE	OPP.	TIME	INITIAL CALL	DECISION
10/21	DEN	11:36 (Q4)	Landry reception for a first down	Call reversed. Incomplete pass.
12/25	GB	3:48 (Q1)	Peoples-Jones reception for a first down	Call stood for a completed catch
1/9	CIN	6:38 (Q3)	Spot of Allen fumble recovery	Call stood at initial spot

2021 STARTING LINEUPS AND INACTIVES

OFFENSIVE GAME-BY-GAME STARTERS

GAME	OPP.	WR	LT	LG	C	RG	RT	TE	WR	QB	RB	FB
9/12	at KC	J. Landry	J. Wills	J. Bitonio	J. Tretter	W. Teller	J. Conklin	A. Hooper	D. Peoples-Jones	B. Mayfield	N. Chubb	A. Janovich
9/19	HOU	J. Landry	J. Wills	J. Bitonio	J. Tretter	W. Teller	J. Conklin	A. Hooper	D. Njoku (TE)	B. Mayfield	N. Chubb	A. Janovich
9/26	CHI	O. Beckham	J. Wills	J. Bitonio	J. Tretter	W. Teller	J. Conklin	A. Hooper	H. Bryant (TE)	B. Mayfield	N. Chubb	D. Njoku (TE)
10/3	at MIN	O. Beckham	J. Wills	J. Bitonio	J. Tretter	W. Teller	J. Conklin	A. Hooper	D. Peoples-Jones	B. Mayfield	N. Chubb	D. Njoku (TE)
10/10	at LAC	O. Beckham	B. Hance	J. Bitonio	J. Tretter	W. Teller	J. Conklin	A. Hooper	H. Bryant (TE)	B. Mayfield	N. Chubb	D. Njoku (TE)
10/17	ARI	O. Beckham	B. Hance	J. Bitonio	J. Tretter	W. Teller	J. Hudson	D. Njoku	D. Peoples-Jones	B. Mayfield	K. Hunt	A. Hooper (TE)
10/21	DEN	O. Beckham	J. Wills	J. Bitonio	J. Tretter	W. Teller	B. Hance	A. Hooper	A. Schwartz	C. Keenum	D. Johnson	J. Landry (WR)
10/31	PIT	O. Beckham	J. Wills	J. Bitonio	J. Tretter	W. Teller	J. Conklin	A. Hooper	R. Higgins	B. Mayfield	N. Chubb	J. Landry (WR)
11/7	at CIN	A. Schwartz	J. Wills	J. Bitonio	J. Tretter	W. Teller	B. Hance	A. Hooper	J. Landry	B. Mayfield	N. Chubb	D. Njoku (TE)
11/14	at NE	J. Landry	J. Wills	J. Bitonio	J. Tretter	W. Teller	B. Hance	A. Hooper	D. Peoples-Jones	B. Mayfield	D. Johnson	D. Njoku (TE)
11/21	DET	J. Landry	J. Wills	J. Bitonio	J. Tretter	W. Teller	B. Hance	A. Hooper	R. Higgins	B. Mayfield	N. Chubb	D. Njoku (TE)
11/28	at BAL	J. Landry	J. Wills	J. Bitonio	J. Tretter	W. Teller	J. Conklin	A. Hooper	H. Bryant (TE)	B. Mayfield	N. Chubb	D. Njoku (TE)
12/12	BAL	J. Landry	J. Wills	J. Bitonio	J. Tretter	W. Teller	J. Hudson	A. Hooper	D. Peoples-Jones	B. Mayfield	N. Chubb	A. Janovich
TBD	LV	R. Higgins	J. Bitonio	M. Dunn	J. Tretter	W. Teller	B. Hance	D. Njoku	D. Peoples-Jones	N. Mullens	N. Chubb	D. Felton (RB)
12/25	at GB	J. Landry	J. Bitonio	M. Dunn	N. Harris	W. Teller	B. Hance	A. Hooper	D. Peoples-Jones	B. Mayfield	N. Chubb	R. Higgins (WR)
1/3	at PIT	J. Landry	J. Wills	J. Bitonio	J. Tretter	W. Teller	J. Hudson	A. Hooper	D. Peoples-Jones	B. Mayfield	N. Chubb	D. Njoku (TE)
1/9	CIN	J. Landry	J. Wills	J. Bitonio	J. Tretter	W. Teller	J. Hudson	A. Hooper	D. Peoples-Jones	C. Keenum	N. Chubb	D. Felton (RB)

DEFENSIVE GAME-BY-GAME STARTERS

GAME	OPP.	DE	DT	DT	DE	WILL	MIKE	CB	CB	CB	S	S
9/12	at KC	M. Garrett	M. McDowell	M. Jackson	J. Clowney	J. Owusu-Koramoah	A. Walker	T. Hill	D. Ward	G. Newsome	R. Harrison	J. Johnson
9/19	HOU	M. Garrett	M. McDowell	M. Jackson	J. Clowney	S. Takitaki	M. Smith	M. Wilson (SAM)	D. Ward	G. Newsome	R. Harrison	J. Johnson
9/26	CHI	M. Garrett	M. McDowell	M. Jackson	J. Clowney	J. Owusu-Koramoah	M. Smith	G. Delpit (DB)	D. Ward	G. Newsome	R. Harrison	J. Johnson
10/3	at MIN	M. Garrett	M. McDowell	M. Jackson	J. Clowney	J. Owusu-Koramoah	M. Smith	S. Takitaki (SAM)	D. Ward	G. Williams	R. Harrison	J. Johnson
10/10	at LAC	M. Garrett	M. McDowell	M. Jackson	T. McKinley	J. Owusu-Koramoah	A. Walker	T. Hill	D. Ward	G. Williams	R. Harrison	J. Johnson
10/17	ARI	M. Garrett	M. McDowell	M. Jackson	J. Clowney	J. Owusu-Koramoah	A. Walker	T. Hill	D. Ward	G. Williams	R. Harrison	J. Johnson
10/21	DEN	M. Garrett	M. McDowell	M. Jackson	J. Clowney	S. Takitaki	A. Walker	M. Wilson (LB)	D. Ward	G. Newsome	R. Harrison	J. Johnson
10/31	PIT	M. Garrett	M. McDowell	M. Jackson	J. Clowney	M. Smith	A. Walker	T. Hill	G. Williams	G. Newsome	R. Harrison	J. Johnson
11/7	at CIN	M. Garrett	M. McDowell	M. Jackson	J. Clowney	M. Wilson	A. Walker	S. Takitaki (LB)	D. Ward	G. Newsome	R. Harrison	J. Johnson
11/14	at NE	M. Garrett	M. McDowell	M. Jackson	J. Clowney	M. Wilson	A. Walker	S. Takitaki (SAM)	D. Ward	G. Newsome	R. Harrison	J. Johnson
11/21	DET	M. Garrett	M. McDowell	M. Jackson	J. Clowney	M. Wilson	A. Walker	S. Takitaki (SAM)	D. Ward	G. Newsome	G. Delpit	J. Johnson
11/28	at BAL	M. Garrett	M. McDowell	M. Jackson	J. Clowney	J. Owusu-Koramoah	A. Walker	G. Delpit (S)	D. Ward	G. Newsome	R. Harrison	J. Johnson
12/12	BAL	M. Garrett	J. Elliott	M. Jackson	J. Clowney	J. Owusu-Koramoah	M. Smith	S. Takitaki (SAM)	D. Ward	G. Williams	G. Delpit	J. Johnson
TBD	LV	M. Garrett	J. Elliott	M. Jackson	T. McKinley	J. Owusu-Koramoah	M. Smith	S. Takitaki (SAM)	D. Ward	G. Williams	M. Stewart	J. Johnson
12/25	at GB	M. Garrett	S. Day	M. Jackson	P. Gustin	J. Owusu-Koramoah	A. Walker	M. Stewart (DB)	D. Ward	G. Williams	G. Delpit	R. LeCounte
1/3	at PIT	M. Garrett	M. McDowell	M. Jackson	J. Clowney	J. Owusu-Koramoah	A. Walker	G. Williams	D. Ward	G. Newsome (DB)	G. Delpit	M. Stewart
1/9	CIN	M. Garrett	M. McDowell	J. Elliott	J. Clowney	J. Phillips	A. Walker	M. Wilson (SAM)	A. Green	G. Newsome (DB)	G. Delpit	J. Johnson

GAME-BY-GAME INACTIVES

GAME OPP.

9/12	at KC	K. C. Naggar, WR O. Beckham, S G. Delpit, LB T. Fields, T J. Hudson, G M. Dunn, DT T. Togiai
9/19	HOU	WR O. Beckham, S R. LeCounte, LB T. Fields, T C. Hubbard, DT T. Togiai
9/26	CHI	S R. LeCounte, LB S. Takitaki, DE I. Odenigbo, G M. Dunn, T C. Hubbard, DT T. Togiai
10/3	at MIN	CB G. Newsome, DE I. Odenigbo, G M. Dunn, T C. Hubbard, DT T. Togiai
10/10	at LAC	CB G. Newsome, S R. LeCounte, LB T. Fields, T J. Wills, T C. Hubbard, DE J. Clowney, DT T. Togiai
10/17	ARI	RB N. Chubb, CB A. Green, LB M. Smith, T J. Wills, T J. Conklin, DT T. Togiai, DT A. Billings
10/21	DEN	QB B. Mayfield, RB N. Chubb, CB A. Green, DE I. Odenigbo, G H. Froholdt, T J. Conklin, DT T. Togiai
10/31	PIT	WR D. Peoples-Jones, CB D. Ward, CB A. Green, S R. LeCounte, DE T. McKinley, G H. Froholdt, DT T. Togiai
11/7	at CIN	WR O. Beckham, CB H. Miller, G H. Froholdt, TE M. Forristall, DE J. Jackson, DT T. Togiai, DT A. Billings
11/14	at NE	CB G. Williams, S R. LeCounte, LB T. Fields, DE T. McKinley, WR J. Bradley, DT S. Day
11/21	DET	WR A. Schwartz, WR D. Peoples-Jones, CB T. Hill, CB A. Green, DE T. McKinley, DE I. Odenigbo, DT S. Day
11/28	at BAL	WR A. Schwartz, FB A. Janovich, S R. LeCounte, DE I. Odenigbo, T J. Hudson, WR R. Higgins, DT T. Togiai
12/12	BAL	WR A. Schwartz, CB G. Newsome, S R. Harrison, S R. LeCounte, TE H. Bryant, DT T. Togiai
12/20	LV	CB G. Newsome II, WR L. Cager, DT J. Bronson
12/25	at GB	QB N. Mullens, QB K. Lauletta, S J. Johnson III, LB W. Harvey, WR J. Bradley
1/3	at PIT	QB K. Lauletta, CB T. Hill, RB K. Hunt, S R. Harrison, S J. Johnson, LB M. Wilson, G H. Froholdt
1/9	CIN	CB T. Hill, RB K. Hunt, S R. Harrison, S R. LeCounte, G H. Froholdt, DT S. Day

2021 DEFENSIVE GAME-BY-GAME STATS

INTERCEPTIONS

GAME	OPP.	NO.	YARDS	LG	TD	PLAYERS
9/12	at KC	0	0	0	0	0
9/19	HOU	1	0	0	0	M. Smith
9/26	CHI	0	0	0	0	0
10/3	at MIN	1	0	0	0	G. Williams
10/10	at LAC	0	0	0	0	0
10/17	ARI	0	0	0	0	0
10/21	DEN	1	0	0	0	J. Johnson
10/31	PIT	0	0	0	0	0
11/7	at CIN	2	130	99	1	D. Ward, J. Johnson
11/14	at NE	0	0	0	0	0
11/21	DET	2	1	1	0	M. Smith, D. Ward
11/28	at BAL	4	9	5	0	G. Delpit, D. Ward, R. Harrison, J. Johnson
12/12	BAL	0	0	0	0	0
12/20	LV	1	7	7	0	G. Williams
12/25	at GB	0	0	0	0	0
1/3	at PIT	1	1	1	0	A. Green
1/9	CIN	0	0	0	0	0
TOTALS 17 GAMES		13	148	99	1	

FUMBLES

GAME	OPP.	FUMBLES FORCED		FUMBLES RECOVERED	
		NO.	PLAYERS	NO.	PLAYERS
9/12	at KC	0	0	0	0
9/19	HOU	1	G. Delpit	0	0
9/26	CHI	0	0	0	0
10/3	at MIN	0	0	0	0
10/10	at LAC	2	G. Williams, J. Owusu-Koramoah	1	M. McDowell
10/17	ARI	0	0	0	0
10/21	DEN	0	0	0	0
10/31	PIT	0	0	0	0
11/7	at CIN	1	J. Johnson	1	A. Green
11/14	at NE	0	0	0	0
11/21	DET	0	0	0	0
11/28	at BAL	0	0	0	0
12/12	BAL	2	M. Garrett, T. McKinley	2	M. Garrett, I. Odenigbo
12/20	LV	2	M. Stewart, J. Owusu-Koramoah	1	P. Gustin
12/25	at GB	0	0	0	0
1/3	at PIT	2	0	0	0
1/9	CIN	1	J. Clowney	0	0
TOTALS 17 GAMES		11	8	5	5

QUARTERBACK SACKS

GAME	OPP.	NO.	YARDS	PLAYERS
9/12	at KC	2	13	M. Garrett (1), J. Jackson (1)
9/19	HOU	1	7	G. Delpit
9/26	CHI	9	67	M. Garrett (4.5), J. Owusu-Koramoah (0.5), J. Clowney (2), R. Harrison (1), M. Jackson (0.5), T. McKinley (0.5)
10/3	at MIN	2	13	M. Garrett (0.5), D. Ward (0.5), T. McKinley (1)
10/10	at LAC	2	17	M. Garrett (1), M. McDowell (1)
10/17	ARI	2	21	M. Garrett (1), J. Clowney (1)
10/21	DEN	2	5	M. Garrett (1.5), J. Clowney (0.5)
10/31	PIT	2	11	M. Garrett (1.0), M. McDowell (1)
11/7	at CIN	5	25	A. Walker (1), T. Hill (2), M. Garrett (1.5), S. Day (0.5)
11/14	at NE	2	15	M. Garrett (1), M. McDowell (1)
11/21	DET	0	0	
11/28	at BAL	2	10	M. Garrett (1), J. Owusu-Koramoah (0.5), J. Elliott (0.5)
12/12	BAL	4	16	J. Clowney (1.5), M. Garrett (1), T. McKinley (1), J. Johnson (0.5)
12/20	LV	2	6	S. Day (0.5), J. Owusu-Koramoah (0.5), J. Jackson (0.5), T. Togiai (0.5)
12/25	at GB	0	0	
1/3	at PIT	2	14	J. Clowney (2.0)
1/9	CIN	4	33	J. Clowney (2.0), M. Garrett (1.0), J. Phillips (1.0)
TOTALS 17 GAMES		43	273	

2021 CLEVELAND BROWNS INDIVIDUAL BESTS

BROWNS

LONGEST RUN FROM SCRIMMAGE:	70, N. Chubb, at CIN (11/7)
LONGEST TOUCHDOWN RUN:	70, N. Chubb, at LAC (11/7)
LONGEST PASS COMPLETION:	71, D. Njoku, at LAC (10/10)
LONGEST TOUCHDOWN PASS:	71, D. Njoku, at LAC (10/10)
LONGEST PUNT RETURN:	24, D. Felton, vs. CHI (9/26)
LONGEST KICKOFF RETURN:	35, A. Schwartz, vs. ARI (10/17)
MOST INTERCEPTIONS:	1, M. Smith, vs. HOU (9/19); G. Williams, at MIN (10/3); J. Johnson, vs. DEN (10/21), D. Ward & J. Johnson, at CIN (11/7); M. Smith & D. Ward, vs. DET (11/21); G. Williams, vs. LV (12/20), A. Green, at PIT (1/3)
LONGEST INTERCEPTION RETURN:	99, D. Ward, at CIN (11/7)
LONGEST PUNT:	65, J. Gillan, vs. DEN (10/21)
LONGEST FIELD GOAL:	57, C. McLaughlin, vs. CHI (9/26)
MOST RUSHING ATTEMPTS:	25, D. Johnson, vs. CIN (1/9)
MOST RUSHING YARDS:	161, N. Chubb, at LAC (10/10)
MOST PASS ATTEMPTS:	38, B. Mayfield, at PIT (1/3)
MOST PASS COMPLETIONS:	23, B. Mayfield, at LAC (10/10)
MOST YARDS PASSING:	321, B. Mayfield at KC (9/12)
MOST RECEPTIONS:	7, D. Njoku, at LAC (10/10)
MOST YARDS RECEIVING:	149, D. Njoku, at LAC (10/10)
MOST INTERCEPTIONS THROWN:	4, B. Mayfield, at GB (12/25)
MOST RUSHING TOUCHDOWNS:	2, N. Chubb, at KC (9/12) & K. Hunt, at LAC (10/10), N. Chubb, at CIN (11/7)
MOST TOUCHDOWN PASSES:	2, B. Mayfield, at LAC (10/10), vs. ARI (10/17), at CIN (11/7), vs. BAL (12/12), at GB (12/25), at PIT (1/3)
MOST TOUCHDOWN RECEPTIONS:	2, D. Peoples-Jones, vs. ARI (10/17)
MOST QB SACKS:	4.5, M. Garrett, vs. CHI (9/26)

OPPONENTS

LONGEST RUN FROM SCRIMMAGE:	57, D. Swift, vs. DET (11/21)
LONGEST TOUCHDOWN RUN:	57, D. Swift, vs. DET (11/21)
LONGEST PASS COMPLETION:	75, T. Hill, at KC (9/12)
LONGEST TOUCHDOWN PASS:	75, T. Hill, at KC (9/12)
LONGEST PUNT RETURN:	29, H. Renfrow, vs. LV (12/20)
LONGEST KICKOFF RETURN:	31, K. Herbert, vs. CHI (9/26)
MOST INTERCEPTIONS:	2, R. Douglas, at GB (12/25)
LONGEST INTERCEPTION RETURN:	37, K. Dugger, at NE (11/14)
LONGEST PUNT:	66, J. Bailey, at NE (11/14)
LONGEST FIELD GOAL:	55, J. Tucker, vs. BAL (12/12)
MOST RUSHING ATTEMPTS:	28, N. Harris, at PIT (1/3)
MOST RUSHING YARDS:	188, N. Harris, at PIT (1/3)
MOST PASS ATTEMPTS:	46, B. Roethlisberger, at PIT (1/3)
MOST PASS COMPLETIONS:	28, J. Burrow, at CIN (11/7)
MOST YARDS PASSING:	398, J. Herbert, at LAC (10/10)
MOST RECEPTIONS:	11, T. Hill, at KC (9/12)
MOST YARDS RECEIVING:	197, T. Hill, at KC (9/12)
MOST INTERCEPTIONS THROWN:	4, L. Jackson, at BAL (11/28)
MOST RUSHING TOUCHDOWNS:	2, A. Ekeler, at LAC (10/10); J. Mixon, at CIN (11/7); R. Stevenson, at NE (11/14)
MOST TOUCHDOWN PASSES:	4, J. Herbert, at LAC (10/10) & K. Murray, vs. ARI (10/17)
MOST TOUCHDOWN RECEPTIONS:	2, T. Kelce, at KC (9/12); M. Williams, at LAC (10/10); D. Hopkins, vs. ARI (10/17); H. Henry, at NE (11/14); D. Adams, at GB (12/25)
MOST QB SACKS:	4, T. Watt, at PIT (1/3)

SUPPLEMENTAL STATISTICS

2021 BROWNS TEAM SCORING

GAME	OPP.	BROWNS					TOTAL	OPPONENTS					TOTAL
		1ST	2ND	3RD	4TH	OT		1ST	2ND	3RD	4TH	OT	
9/12	at KC	8	14	0	7	0	29	3	7	10	13	0	33
9/19	vs. HOU	7	7	10	7	0	31	7	7	0	7	0	21
9/26	vs. CHI	0	10	3	13	0	26	3	0	3	0	0	6
10/3	at MIN	0	11	0	3	0	14	7	0	0	0	0	7
10/10	at LAC	3	17	7	15	0	42	7	6	8	26	0	47
10/17	vs. ARI	0	14	0	0	0	14	7	16	7	7	0	37
10/21	vs. DEN	10	0	7	0	0	17	0	0	7	7	0	14
10/31	vs. PIT	3	0	7	0	0	10	0	3	6	6	0	15
11/7	at CIN	7	17	10	7	0	41	7	3	0	6	0	16
11/14	at NE	7	0	0	0	0	7	7	17	7	14	0	45
11/21	vs. DET	0	13	0	0	0	13	0	0	7	3	0	10
11/28	at BAL	0	3	7	0	0	10	3	3	7	3	0	16
12/12	vs. BAL	10	14	0	0	0	24	0	6	3	13	0	22
12/20	vs. LV	0	0	7	7	0	14	7	3	0	6	0	16
12/25	at GB	6	6	3	7	0	22	7	14	3	0	0	24
1/3	at PIT	0	0	7	7	0	14	0	10	3	13	0	26
1/9	vs. CIN	7	7	0	7	0	21	0	7	3	6	0	16
TOTALS 17 GAMES		68	133	68	80	0	349	65	102	74	130	0	371

2021 TURNOVER TABLE

GAME	OPP.	TAKEAWAYS				PTS OFF	GIVEAWAYS					RESULT
		FUMBLES	INTS	TOTAL	PTS OFF		FUMBLES	INT	TOTAL	PTS OFF	DIFFERENCE	
9/12	at KC	0	0	0	3	1	1	2	0	-2	L, 29-33	
9/19	vs. HOU	1	1	2	7	1	1	2	10	0	W, 31-21	
9/26	vs. CHI	0	0	0	0	0	0	0	0	0	W, 26-6	
10/3	at MIN	0	1	1	0	0	0	0	0	+1	W, 14-7	
10/10	at LAC	2	0	1	3	0	0	0	3	+1	L, 42-47	
10/17	vs. ARI	0	0	0	13	2	1	3	0	-3	L, 14-37	
10/21	vs. DEN	0	1	1	0	0	0	0	0	+1	W, 17-14	
10/31	vs. PIT	0	0	0	0	1	0	1	0	-1	L, 10-15	
11/7	at CIN	1	2	3	0	0	0	0	13	+3	W, 41-16	
11/14	at NE	0	0	0	7	0	1	1	0	-1	L, 7-45	
11/21	vs. DET	0	2	2	3	0	2	2	7	0	W, 13-10	
11/28	at BAL	0	4	4	0	2	0	2	3	+2	L, 10-16	
12/12	vs. BAL	2	0	2	3	0	1	1	7	+1	W, 24-22	
12/20	vs. LV	1	1	2	0	0	0	0	7	+2	L, 14-16	
12/25	at GB	0	0	0	21	0	4	4	0	-4	L, 22-24	
1/3	at PIT	0	1	1	3	0	2	2	0	-1	L, 14-26	
1/9	vs. CIN	0	0	0	7	1	1	2	0	-2	W, 21-16	
TOTALS 17 GAMES		6	13	19	67	8	14	22	50	-3		

SUPPLEMENTAL STATISTICS

2021 BROWNS SCORING DRIVES

SEPT. 12 AT KANSAS CITY CHIEFS

TEAM	QTR.TIME	SCORING PLAY	CLE	KC
Browns	1 7:53	N.Chubb 4 yd. run (K.Hunt run) (13-75, 7:07)	8	0
Chiefs	1 1:51	H.Butker 28 yd. Field Goal (10-71, 6:02)	8	3
Browns	2 13:28	J.Landry 5 yd. run (C.McLaughlin kick) (6-75, 3:23)	15	3
Chiefs	2 6:30	P.Mahomes 5 yd. run (H.Butker kick) (12-75, 6:58)	15	10
Browns	2 2:55	N.Chubb 18 yd. run (C.McLaughlin kick) (6-81, 3:35)	22	10
Chiefs	3 7:27	T.Kelce 11 yd. pass from P.Mahomes (H.Butker kick) (14-75, 7:33)	22	17
Chiefs	3 0:32	H.Butker 43 yd. Field Goal (10-28, 5:24)	22	20
Browns	4 10:24	K.Hunt 2 yd. run (C.McLaughlin kick) (9-75, 5:08)	29	20
Chiefs	4 10:10	T.Hill 75 yd. pass from P.Mahomes (H.Butker kick) (1-75, 0:14)	29	27
Chiefs	4 7:04	T.Kelce 8 yd. pass from P.Mahomes (pass failed) (3-15, 1:32)	29	33

SEPT. 19 VS. HOUSTON TEXANS

TEAM	QTR.TIME	SCORING PLAY	HOU	CLE
Browns	1 9:56	A.Janovich 1 yd. run (C.McLaughlin kick) (4-35, 2:02)	0	7
Texans	1 5:18	P.Lindsay 22 yd. pass from Ty.Taylor (J.Slye kick) (8-84, 4:38)	7	7
Texans	2 7:06	Ty.Taylor 15 yd. run (J.Slye kick) (6-47, 2:38)	14	7
Browns	2 1:14	B.Mayfield 5 yd. run (C.McLaughlin kick) (10-75, 5:52)	14	14
Browns	3 7:50	D.Felton 33 yd. pass from B.Mayfield (C.McLaughlin kick) (7-72, 5:52)	14	21
Browns	3 4:40	C.McLaughlin 30 yd. Field Goal (4-6, 1:37)	14	24
Texans	4 11:32	B.Cooks 2 yd. pass from D.Mills (J.Slye kick) (16-75, 8:08)	21	24
Browns	4 5:52	N.Chubb 26 yd. run (C.McLaughlin kick) (9-82, 5:40)	21	31

SEPT. 26 VS. CHICAGO BEARS

TEAM	QTR.TIME	SCORING PLAY	CHI	CLE
Bears	1 8:40	C.Santos 47 yd. Field Goal (5-24, 2:46)	3	0
Browns	2 12:31	C.McLaughlin 57 yd. Field Goal (8-38, 4:32)	3	3
Browns	2 0:19	A.Hooper 13 yd. pass from B.Mayfield (C.McLaughlin kick) (12-89, 2:35)	3	10
Browns	3 9:32	C.McLaughlin 41 yd. Field Goal (7-21, 4:26)	3	13
Bears	3 1:43	C.Santos 22 yd. Field Goal (9-65, 4:02)	6	13
Browns	4 14:46	K.Hunt 29 yd. run (C.McLaughlin kick) (6-75, 1:57)	6	20
Browns	4 10:40	C.McLaughlin 52 yd. Field Goal (6-37, 3:00)	6	23
Browns	4 3:43	C.McLaughlin 28 yd. Field Goal (10-41, 5:35)	6	26

OCT. 3 AT MINNESOTA VIKINGS

TEAM	QTR.TIME	SCORING PLAY	CLE	MIN
Vikings	1 7:26	J.Jefferson 12 yd. pass from K.Cousins (G.Joseph kick) (14-75, 7:34)	0	7
Browns	2 1:16	K.Hunt 1 yd. run (B.Mayfield-A.Janovich pass) (18-64, 8:39)	8	7
Browns	2 0:02	C.McLaughlin 48 yd. Field Goal (8-34, 0:43)	11	7
Browns	4 6:16	C.McLaughlin 53 yd. Field Goal (7-36, 3:29)	14	7

OCT. 10 AT LOS ANGELES CHARGERS

TEAM	QTR.TIME	SCORING PLAY	CLE	LAC
Browns	1 7:39	C.McLaughlin 35 yd. Field Goal (10-75, 6:32)	3	0
Chargers	1 2:44	D.Parham 22 yd. pass from J.Herbert (T.Vizcaino kick) (10-85, 4:55)	3	7
Browns	2 12:46	R.Higgins 7 yd. pass from B.Mayfield (C.McLaughlin kick) (8-72, 4:58)	10	7
Chargers	2 11:43	M.Williams 72 yd. pass from J.Herbert (kick failed, wl) (4-82, 1:03)	10	13
Browns	2 0:54	K.Hunt 3 yd. run (C.McLaughlin kick) (11-53, 6:00)	17	13
Browns	2 0:00	C.McLaughlin 31 yd. Field Goal (4-9, 0:38)	20	13
Browns	3 12:18	N.Chubb 52 yd. run (C.McLaughlin kick) (5-75, 2:42)	27	13
Chargers	3 6:25	J.Herbert 9 yd. run (J.Herbert-D.Parham pass) (14-84, 5:53)	27	21
Chargers	4 11:22	M.Williams 42 yd. pass from J.Herbert (T.Vizcaino kick) (4-61, 1:29)	27	28
Browns	4 10:40	D.Njoku 71 yd. pass from B.Mayfield (B.Mayfield-A.Hooper pass) (2-78, 0:42)	35	28
Chargers	4 7:24	A.Ekeler 4 yd. run (T.Vizcaino kick) (11-75, 3:16)	35	35
Browns	4 4:45	K.Hunt 8 yd. run (C.McLaughlin kick) (5-75, 2:39)	42	35
Chargers	4 3:15	A.Ekeler 19 yd. pass from J.Herbert (kick failed, wl) (6-75, 1:30)	42	41
Chargers	4 1:31	A.Ekeler 3 yd. run (run failed) (5-48, 0:31)	42	47

2021 BROWNS SCORING DRIVES

OCT. 17 VS. ARIZONA CARDINALS

TEAM	QTR.TIME	SCORING PLAY	ARI	CLE
Cardinals	1 8:34	C.Kirk 21 yd. pass from K.Murray (M.Prater kick) (9-74, 5:00)	7	0
Cardinals	2 14:49	D.Hopkins 13 yd. pass from K.Murray (M.Prater kick) (11-78, 4:41)	14	0
Cardinals	2 13:02	M.Prater 36 yd. Field Goal (4-0, 0:51)	17	0
Cardinals	2 9:24	M.Prater 51 yd. Field Goal (4-5, 2:07)	20	0
Browns	2 5:06	D.Peoples-Jones 11 yd. pass from B.Mayfield (C.McLaughlin kick) (8-75, 4:18)	20	7
Cardinals	2 0:43	M.Prater 33 yd. Field Goal (12-56, 4:23)	23	7
Browns	2 0:00	D.Peoples-Jones 57 yd. pass from B.Mayfield (C.McLaughlin kick) (5-75, 0:43)	23	14
Cardinals	3 2:56	D.Hopkins 9 yd. pass from K.Murray (M.Prater kick) (8-54, 3:30)	30	14
Cardinals	4 4:48	A.Green 14 yd. pass from K.Murray (M.Prater kick) (11-93, 7:18)	37	14

OCT. 21 VS. DENVER BRONCOS

TEAM	QTR.TIME	SCORING PLAY	DEN	CLE
Browns	1 12:20	D.Johnson 4 yd. run (C.McLaughlin kick) (5-75, 2:40)	0	7
Browns	1 3:09	C.McLaughlin 52 yd. Field Goal (12-43, 7:04)	0	10
Broncos	3 7:48	M.Gordon 8 yd. pass from T.Bridgewater (B.McManus kick) (13-79, 7:12)	7	10
Browns	3 0:27	J.Stanton 1 yd. pass from C.Keenum (C.McLaughlin kick) (13-75, 7:21)	7	17
Broncos	4 5:17	J.Williams 10 yd. pass from T.Bridgewater (B.McManus kick) (17-80, 6:08)	14	17

OCT. 31 VS. PITTSBURGH STEELERS

TEAM	QTR.TIME	SCORING PLAY	PIT	CLE
Browns	1 8:09	C.McLaughlin 30 yd. Field Goal (13-63, 6:51)	0	3
Steelers	2 9:18	C.Boswell 31 yd. Field Goal (10-47, 5:36)	3	3
Browns	3 9:36	D.Johnson 10 yd. run (C.McLaughlin kick) (8-86, 4:19)	3	10
Steelers	3 3:39	N.Harris 8 yd. run (pass failed) (12-78, 5:57)	9	10
Steelers	4 11:04	P.Freiermuth 2 yd. pass from B.Roethlisberger (pass failed) (13-83, 5:38)	15	10

NOV. 7 AT CINCINNATI BENGALS

TEAM	QTR.TIME	SCORING PLAY	CLE	CIN
Browns	1 8:43	D.Ward 99 yd. interception return (C.McLaughlin kick)	7	0
Bengals	1 4:10	J.Mixon 11 yd. run (E.McPherson kick) (9-75, 4:33)	7	7
Browns	2 14:45	N.Chubb 1 yd. run (C.McLaughlin kick) (9-75, 4:25)	14	7
Browns	2 10:10	D.Peoples-Jones 60 yd. pass from B.Mayfield (C.McLaughlin kick) (1-60, 0:08)	21	7
Browns	2 4:10	C.McLaughlin 28 yd. Field Goal (6-20, 3:21)	24	7
Bengals	2 0:02	E.McPherson 27 yd. Field Goal (10-68, 4:08)	24	10
Browns	3 8:00	N.Chubb 70 yd. run (C.McLaughlin kick) (2-70, 0:14)	31	10
Browns	3 5:14	C.McLaughlin 24 yd. Field Goal (4-2, 1:20)	34	10
Bengals	4 13:51	J.Mixon 2 yd. run (run failed) (7-60, 2:16)	34	16
Browns	4 4:27	D.Njoku 18 yd. pass from B.Mayfield (C.McLaughlin kick) (6-30, 2:32)	41	16

NOV. 14 AT NEW ENGLAND PATRIOTS

TEAM	QTR.TIME	SCORING PLAY	CLE	NE
Browns	1 10:05	A.Hooper 2 yd. pass from B.Mayfield (C.McLaughlin kick) (11-84, 4:55)	7	0
Patriots	1 0:26	H.Henry 3 yd. pass from M.Jones (N.Folk kick) (15-83, 9:39)	7	7
Patriots	2 14:43	R.Stevenson 5 yd. run (N.Folk kick) (1-5, 0:05)	7	14
Patriots	2 5:40	K.Bourne 23 yd. pass from M.Jones (N.Folk kick) (11-99, 6:11)	7	21
Patriots	2 0:17	N.Folk 38 yd. Field Goal (11-47, 3:31)	7	24
Patriots	3 5:04	R.Stevenson 2 yd. run (N.Folk kick) (8-92, 5:06)	7	31
Patriots	4 13:33	H.Henry 3 yd. pass from M.Jones (N.Folk kick) (6-47, 2:59)	7	38
Patriots	4 4:13	J.Meyers 11 yd. pass from B.Hoyer (N.Folk kick) (6-95, 4:02)	7	45

NOV. 21 VS. DETROIT LIONS

TEAM	QTR.TIME	SCORING PLAY	DET	CLE
Browns	2 14:52	J.Landry 16 yd. run (C.McLaughlin kick) (8-84, 4:54)	0	7
Browns	2 1:10	N.Chubb 5 yd. pass from B.Mayfield (kick blocked) (11-76, 6:54)	0	13
Lions	3 1:55	D.Swift 57 yd. run (A.Rosas kick) (4-78, 2:23)	1	3
Lions	4 9:07	A.Rosas 43 yd. Field Goal (4-9, 1:54)	10	13

2021 BROWNS SCORING DRIVES

NOV. 28 AT BALTIMORE RAVENS

TEAM	QTR.TIME	SCORING PLAY	CLE	BAL
Ravens	1 0:24	J.Tucker 52 yd. Field Goal (9-41, 3:38)	0	3
Ravens	2 3:53	J.Tucker 25 yd. Field Goal (17-59, 8:41)	0	6
Browns	2 1:02	C.McLaughlin 46 yd. Field Goal (7-25, 1:27)	3	6
Ravens	3 9:48	M.Andrews 13 yd. pass from L.Jackson (J.Tucker kick) (10-75, 5:12)	3	13
Browns	3 0:39	D.Njoku 20 yd. pass from B.Mayfield (C.McLaughlin kick) (5-87, 2:30)	10	13
Ravens	4 1:10	J.Tucker 49 yd. Field Goal (11-45, 5:18)	10	16

DEC. 12 VS. BALTIMORE RAVENS

TEAM	QTR.TIME	SCORING PLAY	BAL	CLE
Browns	1 7:30	C.McLaughlin 43 yd. Field Goal (7-60, 3:50)	0	3
Browns	1 0:38	J.Landry 9 yd. pass from B.Mayfield (C.McLaughlin kick) (8-66, 4:58)	0	10
Browns	2 8:15	A.Hooper 1 yd. pass from B.Mayfield (C.McLaughlin kick) (10-77, 6:05)	0	17
Ravens	2 3:30	J.Tucker 50 yd. Field Goal (4-7, 1:54)	3	17
Browns	2 0:49	M.Garrett 15 yd. fumble return (C.McLaughlin kick)	3	24
Ravens	2 0:02	J.Tucker 42 yd. Field Goal (7-53, 0:47)	6	24
Ravens	3 2:05	J.Tucker 55 yd. Field Goal (9-46, 4:40)	9	24
Ravens	4 8:56	L.Murray 1 yd. run (pass failed) (7-69, 2:34)	15	24
Ravens	4 1:17	M.Andrews 8 yd. pass from T.Huntley (J.Tucker kick) (14-90, 4:09)	22	24

DEC. 20 VS. LAS VEGAS RAIDERS

TEAM	QTR.TIME	SCORING PLAY	LV	CLE
Raiders	1 3:44	B.Edwards 5 yd. pass from D.Carr (11-58, 7:12)	7	0
Raiders	2 0:56	D.Carlson 24 yd. Field Goal (13-56, 5:18)	10	0
Browns	3 4:33	N.Chubb 4 yd. run (C.McLaughlin kick) (6-47, 2:40)	10	7
Raiders	4 4:46	D.Carlson 40 yd. Field Goal (10-52, 4:47)	13	7
Browns	4 3:45	H.Bryant 6 yd. pass from N.Mullens (C.McLaughlin kick) (14-80, 8:22)	13	14
Raiders	4 0:00	D.Carlson 48 yd. Field Goal (8-41, 1:50)	16	14

DEC. 25 AT GREEN BAY PACKERS

TEAM	QTR.TIME	SCORING PLAY	CLE	GB
Browns	1 12:21	N.Chubb 1 yd. run (kick failed, wr) (5-75, 2:39)	6	0
Packers	1 5:13	A.Lazard 11 yd. pass from A.Rodgers (M.Crosby kick) (5-53, 3:24)	6	7
Packers	2 10:47	D.Adams 9 yd. pass from A.Rodgers (M.Crosby kick) (10-78, 4:48)	6	14
Browns	2 7:03	H.Bryant 1 yd. pass from B.Mayfield (pass failed) (6-70, 3:44)	12	14
Packers	2 0:12	D.Adams 1 yd. pass from A.Rodgers (M.Crosby kick) (9-49, 1:39)	12	21
Packers	3 9:12	M.Crosby 32 yd. Field Goal (11-76, 5:48)	12	24
Browns	3 1:07	C.Naggar 37 yd. Field Goal (14-66, 8:05)	15	24
Browns	4 4:31	A.Schwartz 5 yd. pass from B.Mayfield (C.Naggar kick) (8-76, 2:10)	22	24

JAN. 3 AT PITTSBURGH STEELERS

TEAM	QTR.TIME	SCORING PLAY	CLE	PIT
Steelers	2 10:39	D.Johnson 5 yd. pass from B.Roethlisberger (C.Boswell kick) (10-66, 4:14)	0	7
Steelers	2 3:02	C.Boswell 22 yd. Field Goal (11-39, 4:01)	0	10
Steelers	3 8:20	C.Boswell 30 yd. Field Goal (11-66, 4:16)	0	13
Browns	3 0:56	D.Njoku 3 yd. pass from B.Mayfield (C.McLaughlin kick) (4-48, 2:02)	7	13
Steelers	4 9:46	C.Boswell 50 yd. Field Goal (8-25, 3:50)	7	16
Steelers	4 5:48	C.Boswell 48 yd. Field Goal (4-7, 1:35)	7	19
Browns	4 1:10	H.Bryant 1 yd. pass from B.Mayfield (C.McLaughlin kick) (17-76, 4:38)	14	19
Steelers	4 0:51	N.Harris 37 yd. run (C.Boswell kick) (3-45, 0:19)	14	26

JAN. 9 VS. CINCINNATI BENGALS

TEAM	QTR.	TIME	SCORING PLAY	CIN	CLE
Browns	1	0:56	J.Landry 26 yd. pass from C.Keenum (C.McLaughlin kick) (6-79, 3:18)	0	7
Browns	2	11:22	D.Johnson 4 yd. run (C.McLaughlin kick) (6-58, 2:42)	0	14
Bengals	2	3:28	T.Henderson 29 yd. fumble return (E.Fry kick)	7	14
Bengals	3	5:01	E.Fry 36 yd. Field Goal (14-52, 8:36)	10	14
Browns	4	7:14	D.Felton 10 yd. pass from C.Keenum (C.McLaughlin kick) (10-46, 6:00)	10	21
Bengals	4	2:26	C.Evans 4 yd. pass from B.Allen (pass failed) (13-75, 4:48)	16	21

2021 BALL POSSESSION AND DRIVE CHART

CLEVELAND BROWNS AT KANSAS CITY CHIEFS (9/12/21)

BROWNS (27:13) AVERAGE DRIVE START CLE 21					CHIEFS (32:47) AVERAGE DRIVE START KC 35				
	PLAYS	YARDS	TIME	END		PLAYS	YARDS	TIME	END
1.	13	75	7:07	Touchdown	1.	10	76	6:02	Field Goal
2.	6	75	3:23	Touchdown	2.	12	70	6:58	Touchdown
3.	6	71	3:35	Touchdown	3.	5	37	1:24	Punt
4.	7	97	1:31	End of Half	4.	14	80	7:33	Touchdown
5.	3	27	1:31	Fumble	5.	10	33	5:24	Field Goal
6.	9	75	5:08	Touchdown	6.	1	75	0:14	Touchdown
7.	4	-10	1:34	Downs	7.	3	15	1:32	Touchdown
8.	3	8	1:44	Punt	8.	6	13	2:31	Punt
9.	5	31	1:40	Interception	9.	2	-2	1:09	End of Game

CLEVELAND BROWNS VS. HOUSTON TEXANS (9/19/21)

BROWNS (35:05) AVERAGE DRIVE START CLE 25					TEXANS (24:55) AVERAGE DRIVE START HOU 20				
	PLAYS	YARDS	TIME	END		PLAYS	YARDS	TIME	END
1.	4	-2	3:02	Punt	1.	8	84	4:38	Touchdown
2.	4	35	2:02	Touchdown	2.	6	29	3:19	Punt
3.	6	47	3:05	Fumble	3.	6	47	2:38	Touchdown
4.	8	35	4:10	Interception	4.	5	20	1:14	Punt
5.	10	75	5:52	Touchdown	5.	3	4	1:18	Punt
6.	7	72	5:52	Touchdown	6.	3	0	1:33	Interception
7.	4	6	1:37	Field Goal	7.	16	63	8:08	Touchdown
8.	9	82	5:40	Touchdown	8.	3	0	0:33	Punt
9.	3	8	1:46	Punt	9.	9	55	1:34	Missed FG
10.	3	-3	1:59	End of Game					

CLEVELAND BROWNS VS. CHICAGO BEARS (9/26/21)

BROWNS (39:34) AVERAGE DRIVE START CLE 25					BEARS (20:26) AVERAGE DRIVE START CHI 23				
	PLAYS	YARDS	TIME	END		PLAYS	YARDS	TIME	END
1.	10	23	3:34	Downs	1.	5	24	2:46	Field Goal
2.	7	34	4:22	Downs	2.	3	-1	2:15	Punt
3.	8	48	4:32	Field Goal	3.	3	-9	2:18	Punt
4.	8	30	4:36	Punt	4.	5	23	2:43	Punt
5.	12	89	2:35	Touchdown	5.	1	4	0:19	End of Half
6.	7	31	4:26	Field Goal	6.	3	-8	1:02	Punt
7.	3	1	2:01	Punt	7.	3	-1	1:46	Punt
8.	6	75	1:57	Touchdown	8.	9	27	4:02	Field Goal
9.	6	37	3:00	Field Goal	9.	4	4	1:06	Punt
10.	10	41	5:35	Field Goal	10.	3	-12	1:22	Punt
11.	5	9	2:56	End of Game	11.	5	-4	0:47	Downs

2021 BALL POSSESSION AND DRIVE CHART

CLEVELAND BROWNS AT MINNESOTA VIKINGS (10/3/21)

BROWNS (35:32)					VIKINGS (24:28)				
AVERAGE DRIVE START CLE 26					AVERAGE DRIVE START MIN 25				
PLAYS	YARDS	TIME	END		PLAYS	YARDS	TIME	END	
1.	15	57	7:37	Downs	1.	14	80	7:34	Touchdown
2.	3	6	1:36	Punt	2.	3	1	1:01	Punt
3.	18	78	8:39	Touchdown	3.	7	34	2:17	Downs
4.	8	44	0:43	Field Goal	4.	3	5	0:31	Punt
5.	3	7	2:12	Punt	5.	1	-1	0:02	End of Half
6.	6	37	3:59	Punt	6.	3	-2	2:07	Punt
7.	5	23	3:30	Punt	7.	3	0	2:00	Punt
8.	3	2	1:04	Punt	8.	8	51	4:01	Punt
9.	7	36	3:29	Field Goal	9.	3	4	1:22	Punt
10.	5	32	2:23	Punt	10.	1	0	0:08	Interception
11.	3	5	0:20	Punt	11.	8	55	2:24	Downs
					12.	9	28	1:01	End of Game

CLEVELAND BROWNS AT LOS ANGELES CHARGERS (10/10/21)

BROWNS (36:28)					CHARGERS (23:32)				
AVERAGE DRIVE START CLE 29					AVERAGE DRIVE START LAC 27				
PLAYS	YARDS	TIME	END		PLAYS	YARDS	TIME	END	
1.	10	80	6:32	Field Goal	1.	3	4	0:49	Punt
2.	8	63	4:58	Touchdown	2.	10	80	4:55	Touchdown
3.	6	58	3:31	Downs	3.	4	82	1:03	Touchdown
4.	11	53	6:00	Touchdown	4.	3	-5	1:18	Punt
5.	4	9	0:38	Field Goal	5.	1	7	0:16	Fumble
6.	5	75	2:42	Touchdown	6.	14	70	5:53	Touchdown
7.	5	30	4:08	Punt	7.	6	15	2:27	Punt
8.	3	0	1:59	Punt	8.	4	61	1:29	Touchdown
9.	2	78	0:42	Touchdown	9.	11	47	3:16	Touchdown
10.	5	60	2:39	Touchdown	10.	6	85	1:30	Touchdown
11.	3	4	1:13	Punt	11.	5	48	0:31	Touchdown
12.	8	21	1:26	Downs	12.	1	-1	0:05	End of Game

CLEVELAND BROWNS VS. ARIZONA CARDINALS (10/17/21)

BROWNS (25:21)					CARDINALS (34:39)				
AVERAGE DRIVE START CLE 25					AVERAGE DRIVE START ARI 27				
PLAYS	YARDS	TIME	END		PLAYS	YARDS	TIME	END	
1.	3	4	1:26	Punt	1.	9	74	5:00	Touchdown
2.	8	43	4:04	Downs	2.	11	50	4:41	Touchdown
3.	2	2	0:56	Fumble	3.	4	-5	0:51	Field Goal
4.	3	2	1:31	Interception	4.	5	-5	2:07	Field Goal
5.	8	75	4:18	Touchdown	5.	12	26	4:23	Field Goal
6.	5	75	0:43	Touchdown	6.	3	6	2:10	Punt
7.	3	-8	2:10	Punt	7.	3	5	0:45	Punt
8.	5	32	3:29	Fumble	8.	8	54	3:30	Touchdown
9.	14	57	5:50	Downs	9.	11	88	7:18	Touchdown
10.	4	8	0:54	Downs	10.	7	11	3:54	End of Game

2021 BALL POSSESSION AND DRIVE CHART

CLEVELAND BROWNS VS. DENVER BRONCOS (10/21/21)

BROWNS (36:51)					BRONCOS (23:09)				
AVERAGE DRIVE START CLE 25					AVERAGE DRIVE START DEN 22				
PLAYS	YARDS	TIME	END		PLAYS	YARDS	TIME	END	
1.	5	75	2:40	Touchdown	1.	3	9	2:07	Punt
2.	12	58	7:04	Field Goal	2.	6	46	3:16	Interception
3.	7	32	4:01	Punt	3.	3	12	2:15	Punt
4.	13	51	6:47	Missed Field Goal	4.	3	2	0:48	Punt
5.	3	-2	0:39	Punt	5.	1	7	0:23	End of Half
6.	13	80	7:21	Touchdown	6.	13	79	7:12	Touchdown
7.	6	16	3:02	Punt	7.	3	3	1:00	Punt
8.	10	66	5:17	End of Game	8.	17	65	6:08	Touchdown

CLEVELAND BROWNS VS. PITTSBURGH STEELERS (10/31/21)

BROWNS (28:15)					STEELERS (31:45)				
AVERAGE DRIVE START CLE 28					AVERAGE DRIVE START PIT 25				
PLAYS	YARDS	TIME	END		PLAYS	YARDS	TIME	END	
1.	13	63	6:51	Field Goal	1.	7	27	3:50	Punt
2.	8	50	4:25	Downs	2.	10	57	5:36	Field Goal
3.	3	0	0:48	Punt	3.	3	0	1:14	Punt
4.	3	-5	1:09	Punt	4.	12	53	4:29	Downs
5.	5	24	1:17	Punt	5.	1	0	0:21	End of Half
6.	8	81	4:19	Touchdown	6.	3	5	1:05	Punt
7.	3	9	1:57	Punt	7.	12	78	5:57	Touchdown
8.	8	59	5:00	Fumble	8.	13	88	5:38	Touchdown
9.	8	25	2:29	Downs	9.	3	8	1:42	Punt
					10.	6	54	1:53	Downs

CLEVELAND BROWNS AT CINCINNATI BENGALS (11/7/21)

BROWNS (24:38)					BENGALS (35:22)				
AVERAGE DRIVE START CLE 25					AVERAGE DRIVE START CIN 24				
PLAYS	YARDS	TIME	END		PLAYS	YARDS	TIME	END	
1.	9	74	4:25	Touchdown	1.	11	71	6:17	Interception
2.	1	60	0:08	Touchdown	2.	9	70	4:33	Touchdown
3.	6	20	3:21	Field Goal	3.	8	34	4:27	Downs
4.	0	0	0:02	End of Half	4.	5	26	2:39	Fumble
5.	6	28	3:21	Punt	5.	10	48	4:08	Field Goal
6.	2	70	0:14	Touchdown	6.	5	20	3:25	Punt
7.	4	7	1:20	Field Goal	7.	3	6	1:26	Interception
8.	3	-4	2:12	Punt	8.	3	0	1:55	Punt
9.	9	48	4:47	Missed FG	9.	7	45	2:16	Touchdown
10.	6	40	2:32	Touchdown	10.	4	6	2:05	Downs
11.	3	13	2:16	Punt	11.	4	5	1:08	Punt
					12.	2	11	1:03	End of Game

CLEVELAND BROWNS AT NEW ENGLAND PATRIOTS (11/14/21)

BROWNS (25:58)					PATRIOTS (34:02)				
AVERAGE DRIVE START CLE 23					AVERAGE DRIVE START NE 22				
PLAYS	YARDS	TIME	END		PLAYS	YARDS	TIME	END	
1.	11	79	4:55	Touchdown	1.	15	93	9:39	Touchdown
2.	2	2	0:38	Interception	2.	1	5	0:05	Touchdown
3.	5	23	2:52	Punt	3.	11	99	6:11	Touchdown
4.	3	-5	1:52	Punt	4.	11	50	3:31	Field Goal
5.	1	-9	0:17	End of Half	5.	3	-7	1:27	Punt
6.	5	19	3:23	Punt	6.	8	92	5:06	Touchdown
7.	9	5	3:32	Downs	7.	6	32	2:59	Touchdown
8.	15	81	5:18	Downs	8.	6	90	4:02	Touchdown
9.	6	21	3:11	Punt	9.	2	-2	1:02	End of Game

2021 BALL POSSESSION AND DRIVE CHART

CLEVELAND BROWNS VS. DETROIT LIONS (11/21/21)

BROWNS (34:57)					LIONS (25:03)				
AVERAGE DRIVE START CLE 25					AVERAGE DRIVE START DET 23				
	PLAYS	YARDS	TIME	END		PLAYS	YARDS	TIME	END
1.	6	28	3:05	Punt	1.	6	18	3:36	Punt
2.	1	0	0:11	Interception	2.	5	37	3:22	Interception
3.	8	84	4:54	Touchdown	3.	3	3	1:04	Punt
4.	9	23	3:39	Missed Field Goal	4.	3	4	2:05	Punt
5.	11	68	6:54	Touchdown	5.	7	18	1:10	End of Half
6.	6	31	4:15	Punt	6.	4	15	2:30	Punt
7.	4	35	3:06	Punt	7.	2	10	0:51	Interception
8.	3	0	0:40	Punt	8.	4	78	2:23	Touchdown
9.	4	17	1:53	Interception	9.	5	28	3:21	Punt
10.	6	21	3:51	Punt	10.	4	9	1:54	Field Goal
11.	9	42	2:29	End of Game	11.	4	25	2:47	Punt

CLEVELAND BROWNS AT BALTIMORE RAVENS (11/28/21)

BROWNS (22:56)					RAVENS (37:04)				
AVERAGE DRIVE START CLE 23					AVERAGE DRIVE START BAL 25				
	PLAYS	YARDS	TIME	END		PLAYS	YARDS	TIME	END
1.	8	57	3:19	Missed Field Goal	1.	6	11	3:45	Punt
2.	8	12	3:54	Punt	2.	9	21	3:38	Field Goal
3.	6	10	2:50	Punt	3.	17	64	8:41	Field Goal
4.	2	40	0:49	Fumble	4.	2	13	0:35	Interception
5.	7	25	1:27	Field Goal	5.	1	0	0:06	Interception
6.	2	-17	0:11	Fumble	6.	4	21	0:24	Interception
7.	3	4	0:20	Punt	7.	1	-1	0:01	End of Half
8.	4	21	1:52	Punt	8.	10	70	5:12	Touchdown
9.	5	72	2:30	Touchdown	9.	9	25	4:47	Punt
10.	7	26	4:25	Punt	10.	5	22	2:45	Interception
11.	3	5	0:57	Punt	11.	3	3	1:04	Punt
12.	4	7	0:48	Downs	12.	11	55	5:18	Field Goal
					13.	2	-1	0:48	End of Game

CLEVELAND BROWNS VS. BALTIMORE RAVENS (12/12/21)

BROWNS (33:50)					RAVENS (26:10)				
AVERAGE DRIVE START CLE 30					AVERAGE DRIVE START BAL 22				
	PLAYS	YARDS	TIME	END		PLAYS	YARDS	TIME	END
1.	3	7	1:29	Punt	1.	4	17	2:11	Punt
2.	7	19	3:50	Field Goal	2.	3	5	1:54	Punt
3.	8	66	4:58	Touchdown	3.	3	10	1:18	Punt
4.	10	75	6:05	Touchdown	4.	3	3	2:02	Punt
5.	2	12	0:49	Interception	5.	4	7	1:54	Field Goal
6.	4	16	1:47	Punt	6.	4	6	0:54	Fumble
7.	0	0	0:02	End of Half	7.	7	53	0:47	Field Goal
8.	10	36	5:18	Punt	8.	7	62	2:57	Fumble
9.	11	52	5:35	Missed Field Goal	9.	9	61	4:40	Field Goal
10.	3	6	1:36	Punt	10.	7	69	2:34	Touchdown
11.	3	3	1:25	Punt	11.	3	-4	0:29	Punt
12.	2	-2	0:56	End of Game	12.	14	90	4:09	Touchdown
					13.	4	6	0:21	Downs

CLEVELAND BROWNS VS. LAS VEGAS RAIDERS (12/20/21)

BROWNS (26:36)					RAIDERS (33:24)				
AVERAGE DRIVE START CLE 26					AVERAGE DRIVE START LV 26				
	PLAYS	YARDS	TIME	END		PLAYS	YARDS	TIME	END
1.	6	16	4:07	Punt	1.	11	78	7:12	Touchdown
2.	5	20	2:55	Punt	2.	5	4	3:09	Punt
3.	3	8	2:05	Punt	3.	5	29	2:43	Punt
4.	3	8	1:35	Punt	4.	13	61	5:18	Field Goal
5.	9	32	0:56	Missed Field Goal	5.	3	3	0:50	Punt
6.	3	7	2:08	Punt	6.	7	22	4:49	Fumble
7.	6	47	2:40	Touchdown	7.	10	52	4:47	Field Goal
8.	3	1	0:51	Punt	8.	3	9	1:48	Punt
9.	14	90	8:22	Touchdown	9.	3	13	0:58	Interception
10.	3	7	0:57	Punt	10.	8	51	1:50	Field Goal

CLEVELAND BROWNS AT GREEN BAY PACKERS (12/25/21)

BROWNS (31:41)					PACKERS (28:19)				
AVERAGE DRIVE START CLE 25					AVERAGE DRIVE START GB 23				
	PLAYS	YARDS	TIME	END		PLAYS	YARDS	TIME	END
1.	5	61	2:39	Touchdown	1.	7	17	3:36	Punt
2.	1	0	0:08	Interception	2.	5	58	3:24	Touchdown
3.	10	51	4:38	Interception	3.	10	78	4:48	Touchdown
4.	6	70	3:44	Touchdown	4.	3	2	2:21	Punt
5.	4	21	2:51	Interception	5.	9	49	1:39	Touchdown
6.	1	-1	0:12	End of Half	6.	11	76	5:48	Field Goal
7.	14	71	8:05	Field Goal	7.	3	-1	1:18	Punt
8.	10	34	5:52	Punt	8.	3	7	2:16	Punt
9.	8	76	2:10	Touchdown	9.	5	17	2:26	Punt
10.	8	25	1:22	Interception	10.	3	8	0:43	End of Game

CLEVELAND BROWNS AT PITTSBURGH STEELERS (1/3/22)

BROWNS (25:05)					STEELERS (34:55)				
AVERAGE DRIVE START CLE 25					AVERAGE DRIVE START PIT 25				
	PLAYS	YARDS	TIME	END		PLAYS	YARDS	TIME	END
1.	5	18	1:31	Punt	1.	5	14	2:46	Punt
2.	5	40	2:29	Downs	2.	5	15	2:46	Punt
3.	3	-6	0:50	Punt	3.	10	26	4:45	Downs
4.	3	1	0:53	Punt	4.	10	46	4:14	Touchdown
5.	1	0	0:06	Interception	5.	3	7	2:37	Punt
6.	9	38	2:28	Punt	6.	11	39	4:01	Field Goal
7.	3	6	2:24	Punt	7.	6	15	0:34	Interception
8.	5	17	3:14	Punt	8.	11	61	4:16	Field Goal
9.	4	48	2:02	Touchdown	9.	3	-1	2:08	Punt
10.	5	16	1:26	Punt	10.	3	1	0:54	Punt
11.	3	-3	2:23	Punt	11.	8	25	3:50	Field Goal
12.	17	50	4:38	Touchdown	12.	4	7	1:35	Field Goal
13.	4	7	0:41	Interception	13.	3	45	0:19	Touchdown
					14.	1	-1	0:10	End of Game

CLEVELAND BROWNS VS. CINCINNATI BENGALS (1/9/22)

BENGALS (26:21)					BROWNS (33:39)				
AVERAGE DRIVE START CIN 27					AVERAGE DRIVE START CLE 29				
	PLAYS	YARDS	TIME	END		PLAYS	YARDS	TIME	END
1.	3	5	1:58	Punt	1.	3	8	2:09	Punt
2.	4	33	1:53	Punt	2.	6	15	3:06	Punt
3.	5	13	1:40	Punt	3.	6	79	3:18	Touchdown
4.	3	-4	1:52	Punt	4.	6	58	2:42	Touchdown
5.	3	2	1:37	Punt	5.	3	9	1:49	Punt
6.	4	1	2:58	Punt	6.	3	13	1:30	Fumble
7.	14	41	5:01	Field Goal	7.	12	63	3:28	Interception
8.	3	1	13:14	Punt	8.	3	8	1:23	Punt
9.	12	75	4:48	Touchdown	9.	10	79	5:48	Downs
					10.	10	46	6:00	Touchdown
					11.	4	10	2:26	End of Game

2021 RED ZONE EFFICIENCY

	BROWNS	OPPONENTS
Number of trips into opponent's red zone	50	52
Total scores	40	45
Touchdowns.....	31.....	34
Field goals/attempts.....	8/8.....	12/12
Touchdown percentage	62.0	65.4
Scoring percentage	80.0	90.0
Turnovers.....	1.....	2
Downs.....	5.....	1
Missed field goals.....	0.....	0
Time expired.....	1.....	0
Ended without trying to score.....	0.....	0
Scores from outside the red zone	19	22
Touchdowns.....	10.....	9
Field goals.....	9.....	13
Safeties.....	0.....	0

LONGEST DRIVES

GAME-BY-GAME - LONGEST DRIVES - PLAYS

GAME	#PLAYS	BROWNS NET YARDS/TIME	DRIVE RESULT	#PLAYS	OPPONENTS NET YARDS/TIME	DRIVE RESULT
9/12 at KC	13	75/7:07	Touchdown	14	80/7:33	Touchdown
9/19 HOU	10	75/6:52	Touchdown	16	75/8:08	Touchdown
9/26 CHI	12	89/2:35	Touchdown	9	65/4:02	Field Goal
10/3 at MIN	18	64/8:39	Touchdown	14	75/7:34	Touchdown
10/10 at LAC	11	53/6:00	Touchdown	14	84/5:53	Touchdown
10/17 ARI	14	57/5:50	Downs	12	56/4:23	Field Goal
10/21 DEN	13	46/6:47	Missed FG	17	80/6:08	Touchdown
	13	75/7:21	Touchdown			
10/31 PIT	13	63/6:51	Field Goal	13	83/5:38	Touchdown
11/7 at CIN	9	75/4:25	Touchdown	11	75/6:17	Interception
	9	48/4:47	Missed FG			
11/14 at NE	15	76/5:18	Downs	15	83/9:39	Touchdown
11/21 DET	11	76/6:54	Touchdown	7	38/1:10	End of Half
11/28 at BAL	8	57/3:19	Missed FG	17	59/8:41	Field Goal
	8	21/3:54	Punt			
12/12 BAL	11	52/5:35	Missed FG	14	90/4:09	Touchdown
12/20 LV	14	80/8:22	Touchdown	13	56/5:18	Field Goal
12/25 at GB	14	66/8:05	Field Goal	11	76/5:48	Field Goal
1/3 at PIT	17	76/4:38	Touchdown	11	39/4:01	Field Goal
				11	66/4:16	Field Goal
1/9 CIN	12	79/5:48	Downs	14	41/8:36	Field Goal

2021 GAME-BY-GAME - LONGEST DRIVES - NET YARDS

GAME	#PLAYS	BROWNS		DRIVE RESULT	#PLAYS	OPPONENTS	
		NET YARDS/TIME	DRIVE RESULT			NET YARDS/TIME	DRIVE RESULT
9/12	at KC	7	87/1:31	End of Half	12	75	Touchdown
					14	75	Touchdown
					1	75	Touchdown
9/19	HOU	9	82/5:40	Touchdown	8	84/4:38	Touchdown
9/26	CHI	12	89/2:35	Touchdown	9	65/4:02	Field Goal
10/3	at MIN	18	64/8:39	Touchdown	14	75/7:34	Touchdown
10/10	at LAC	2	78/0:42	Touchdown	10	85/4:55	Touchdown
10/17	ARI	8	75/4:18	Touchdown	11	93/7:18	Touchdown
		5	75/0:43	Touchdown			
10/21	DEN	5	75/2:40	Touchdown	17	80/6:08	Touchdown
		13	75/7:21	Touchdown			
10/31	PIT	8	86/4:19	Touchdown	13	83/5:38	Touchdown
11/7	at CIN	9	75/4:25	Touchdown	11	75/6:17	Interception
					9	75/4:33	Touchdown
11/14	at NE	11	84/4:55	Touchdown	11	99/6:11	Touchdown
11/21	DET	8	84/4:54	Touchdown	4	78/2:23	Touchdown
11/28	at BAL	5	87/2:30	Touchdown	10	75/5:12	Touchdown
12/12	BAL	10	77/6:05	Touchdown	14	90/4:09	Touchdown
12/20	LV	14	80/8:22	Touchdown	11	58/7:12	Touchdown
12/25	at GB	5	75/2:39	Touchdown	10	78/4:48	Touchdown
1/3	at PIT	17	76/4:38	Touchdown	10	66/4:14	Touchdown
					11	66/4:16	Field Goal
1/9	CIN	6	79/3:18	Touchdown	13	75/4:48	Touchdown
		10	79/5:48	Downs			

2021 LONGEST PLAYS

LONGEST PLAYS FROM SCRIMMAGE

		BROWNS				OPPONENTS	
YARDS	OPPONENT	PLAY	YARDS	OPPONENT	PLAY	YARDS	OPPONENT
71	10/10 at LAC	D. Njoku reception	75	9/12 at KC	T. Hill reception		
70	11/7 at CIN	N. Chubb rush	72	10/10 at LAC	M. Williams reception		
60	11/7 at CIN	D. Peoples-Jones reception	57	11/21 vs. DET	D. Swift rush		
57	10/17 vs. ARI	D. Peoples-Jones reception	50	10/31 vs. PIT	Di. Johnson reception		
52	10/10 at LAC	N. Chubb rush	48	11/14 at NE	K. Bourne reception		
45	9/12 at KC	J. Landry reception	42	10/10 at LAC	M. Williams reception		
44	9/12 at KC	A. Schwartz reception	40	10/17 vs. ARI	C. Edmonds rush		
43	9/12 at KC	D. Njoku reception	39	11/28 at BAL	M. Andrews reception		
42	10/10 at LAC	D. Peoples-Jones reception	37	1/3 at PIT	N. Harris rush		
41	11/28 at BAL	H. Bryant reception	37	10/10 at LAC	K. Allen reception		
40	12/25 at GB	N. Chubb reception	36	12/12 vs. BAL	R. Bateman reception		
39	1/3 at PIT	D. Peoples-Jones reception	35	9/19 vs. HOU	A. Roberts reception		
38	11/28 at BAL	J. Landry reception	34	10/17 vs. ARI	A. Green reception		
37	11/21 vs. DET	J. Bradley reception	34	12/25 at GB	A. Lazard reception		
36	11/28 at BAL	J. Landry reception	34	12/25 at GB	D. Hopkins reception		
35	1/9 vs. CIN	N.Chubb rush	33	10/17 vs. ARI	D. Adams reception		
34	10/21 vs. DEN	A. Hooper reception	33	12/25 at GB	M. Andrews reception		
34	12/12 vs. BAL	D. Peoples-Jones reception	32	12/12 vs. BAL	N. Collins reception		
33	10/3 at MIN	K Hunt rush	32	9/19 vs. HOU	J. Jefferson reception		
33	9/19 vs. HOU	D. Felton reception	31	10/3 at MIN	C. Sutton reception		
32	1/3 at PIT	N. Chubb rush	31	10/21 vs. DEN	N. Harris rush		
31	10/10 at LAC	D. Njoku reception	30	1/3 at PIT	R. Bateman reception		
30	12/25 at BAL	D. Johnson rush	30	12/12 vs. BAL	J. Cook reception		
30	9/12 at KC	D. Njoku reception	29	10/10 at LAC	T. Hill reception		
29	9/19 vs. HOU	H. Bryant reception	28	9/12 at KC	A. Jones rush		
29	9/26 vs. CHI	K. Hunt rush	27	12/25 at GB	J. Meyers reception		
27	12/12 vs. BAL	D. Peoples-Jones reception	26	11/14 at NE	N. Harry reception		
27	12/25 at GB	N. Chubb rush	26	11/14 at NE	T. Taylor reception		
26	11/7 at CIN	D. Peoples-Jones reception	26	1/9 vs. CIN	T. Hockenson reception		
26	9/19 vs. HOU	N. Chubb rush	24	11/21 vs. DET	Z. Gentry reception		
26	9/26 vs. CHI	O. Beckham reception	24	10/31 vs. PIT	T. Hill reception		
26	1/9 vs. CIN	J. Landry reception	24	1/9 vs. CIN	J. Chase reception		
25	10/17 vs. ARI	O. Beckham reception	24	11/21 vs. DET	K. Bourne reception		
25	12/20 vs. LV	D. Peoples-Jones reception	24	10/31 vs. PIT	B. Bolden rush		
25	1/9 vs. CIN	J. Landry reception	24	9/12 at KC	P. Friermuth reception		
24	12/20 vs. LV	N. Chubb rush	24	11/14 at NE	B. Cooks reception		
24	10/3 at MIN	O. Beckham reception	23	11/14 at NE	P. Lindsay reception		
24	11/14 at NE	D. Johnson rush	22	11/14 at NE	D. Parham reception		
24	10/31 vs. PIT	D. Njoku reception	22	10/31 vs. PIT	T. Hill reception		
24	10/17 vs. ARI	O. Beckham reception	22	9/19 vs. HOU	A. Thielen reception		
24	10/10 at LAC	N. Chubb rush	22	9/19 vs. HOU	D. Freeman rush		
24	12/25 at GB	J. Landry reception	22	10/10 at LAC	J. Cabinda rush		
23	9/26 vs. CHI	K. Hunt reception	22	9/12 at KC	J. Mixon rush		
23	11/7 at CIN	N. Chubb reception	22	10/3 at MIN	C. Kirk reception		
22	1/3 at PIT	D. Peoples-Jones reception	22	12/12 vs. BAL	R. Bateman reception		
22	11/7 at CIN	N. Chubb rush	21	10/31 vs. PIT	M. Andrews reception		
22	11/7 at CIN	D. Felton reception	21	9/19 vs. HOU	J. Jefferson reception		
22	10/10 at LAC	D. Njoku reception	21	10/10 at LAC	B. Bolden reception		
22	1/9 vs. CIN	D. Peoples-Jones reception	21	9/12 at KC	T. Higgins reception		
22	1/9 vs. CIN	J. Landry reception	21	10/3 at MIN	K. Osborn reception		
21	1/3 at PIT	A. Hooper reception	21	12/12 vs. BAL	N. Harris reception		
21	11/7 at CIN	H. Bryant reception	21	11/21 vs. DET	C. Kirk reception		
21	10/31 vs. PIT	H. Bryant reception	21	11/7 at CIN	K. Allen reception		
21	11/21 vs. DET	D. Njoku reception	21	10/17 vs. ARI			
21	9/19 vs. HOU	N. Chubb rush	20	12/12 vs. BAL			
21	9/26 vs. CHI	D. Peoples-Jones reception	20	12/12 vs. BAL			
21	10/3 at MIN	R. Higgins reception	20	10/3 at MIN			
21	10/31 vs. PIT	N. Chubb rush	20	11/14 at NE			
20	1/3 at PIT	J. Landry reception	20	11/14 at NE			
20	11/28 at BAL	D. Njoku reception	20	11/7 at CIN			
20	11/21 vs. DET	A. Hooper reception	20	10/3 at MN			
20	11/21 vs. DET	A. Hooper reception	20	10/31 vs. Pit			
20	10/10 at LAC	N. Chubb rush	20	10/17 vs. ARI			
20	10/17 vs. ARI	D. Peoples-Jones reception	20	10/10 at LAC			
20	10/21 vs. DEN	D. Johnson rush					
20	10/21 vs. DEN	D. Johnson rush					

No. of 20-plus yard plays: 66 (18 rush, 48 pass)
 No. of 40-plus yard plays: 11 (2 rush, 9 pass)

No. of 20-plus yard plays: 54 (8 rush, 46 pass)
 No. of 40-plus yard plays: 7 (2 rush, 5 pass)

2021 LONGEST PLAYS

LONGEST KICK/PUNT RETURNS

BROWNS

Type	Yards	Opponent	Returner
KR	35	10/17 vs. ARI	A. Schwartz
KR	30	10/10 at LAC	A. Schwartz
KR	29	1/3 at PIT	D. Johnson
KR	28	10/10 at LAC	A. Schwartz
KR	28	11/14 at NE	J. Natson
KR	28	12/25 at GB	D. Felton
KR	27	1/3 at PIT	A. Schwartz
KR	26	11/21 vs. DET	D. Johnson
KR	26	10/3 at MIN	A. Schwartz
KR	26	10/21 vs. DEN	A. Schwartz
KR	25	11/14 at NE	J. Natson
KR	25	9/19 vs. HOU	D. Felton
PR	24	9/26 vs. CHI	D. Felton
KR	24	10/10 at LAC	A. Schwartz
KR	24	12/20 vs. LV	D. Felton
KR	24	12/25 at GB	D. Felton
KR	22	11/14 at NE	A. Schwartz
PR	21	10/17 vs. ARI	D. Felton
KR	21	12/12 vs. BAL	J. Natson
KR	21	1/3 at PIT	D. Johnson
KR	21	1/3 at PIT	D. Johnson
KR	21	1/3 at PIT	D. Johnson
KR	21	1/3 at PIT	D. Johnson
KR	20	11/14 at NE	M. Stewart
PR	20	12/20 vs. LV	D. Peoples-Jones

No. of 20-plus yard returns: 25 (22 kickoff, 3 punt)

No. of 40-plus yard returns: 0 (0 kickoff, 0 punt)

OPPONENTS

Type	Yards	Opponent	Returner
KR	31	9/26 vs. CHI	K. Herbert
PR	29	12/20 vs. LV	H. Renfrow
KR	27	9/19 vs. HOU	A. Roberts
KR	27	12/25 at GB	Am. Rodgers
KR	26	10/3 at MIN	A. Abdullah
KR	25	11/14 at NE	J. Taylor
KR	25	10/31 vs. PIT	R. McCloud
KR	23	12/12 vs. BAL	D. Duvernay
KR	23	10/17 vs. ARI	R. Moore
KR	23	11/21 vs. DET	G. Igwebuike
KR	23	12/20 vs. LV	J. Richard
KR	22	11/21 vs. DET	G. Igwebuike
KR	22	11/7 at CIN	D. Phillips
PR	22	11/28 at BAL	D. Duvernay
KR	21	11/7 at CIN	B. Wilson
KR	21	10/21 vs. DEN	D. Spencer

No. of 20-plus yard returns: 16 (14 kickoff, 2 punt)

No. of 40-plus yard returns: 0 (0 kickoff, 0 punt)