



CLEVELAND BROWNS

2022 SEASON REVIEW



7-10

P1 @ JACKSONVILLE W 24-13

P2 PHILADELPHIA L 21-20

P3 CHICAGO L 21-20

W1 @ CAROLINA W 26-24

W2 N.Y. JETS L 31-30

W3 PITTSBURGH W 29-17

W4 @ ATLANTA L 23-20

W5 L.A. CHARGERS L 30-28

W6 NEW ENGLAND L 38-15

W7 @ BALTIMORE L 23-20

W8 CINCINNATI W 32-13

W9 BYE WEEK

W10 @ MIAMI L 39-17

W11 @ BUFFALO L 31-23

W12 TAMPA BAY W (OT) 23-17

W13 @ HOUSTON W 27-14

W14 @ CINCINNATI L 23-10

W15 BALTIMORE W 13-3

W16 NEW ORLEANS L 17-10

W17 @ WASHINGTON W 24-10

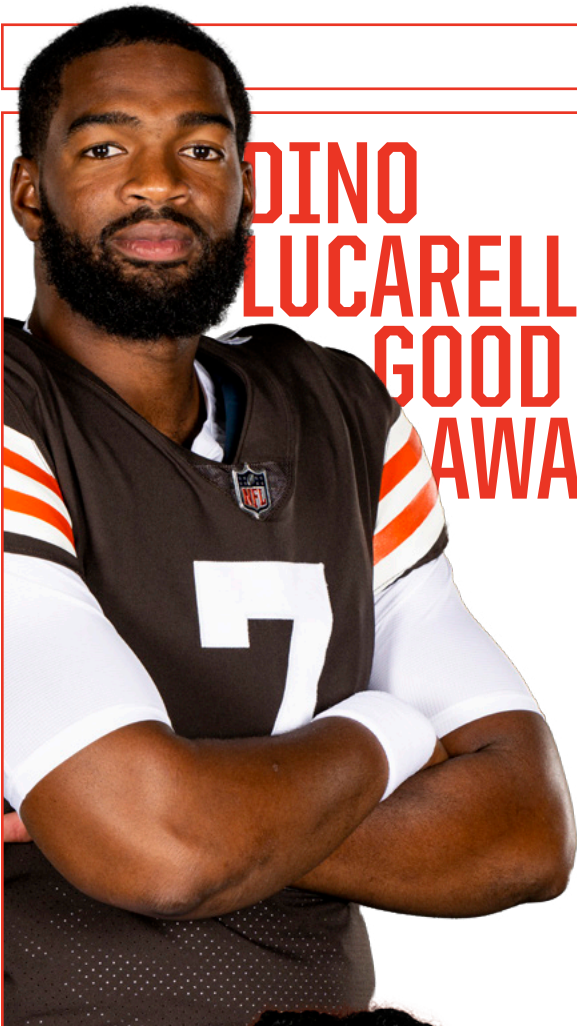
W18 @ PITTSBURGH L 28-14

CLEVELAND BROWNS

2022 SEASON REVIEW

NOTABLE STORYLINES

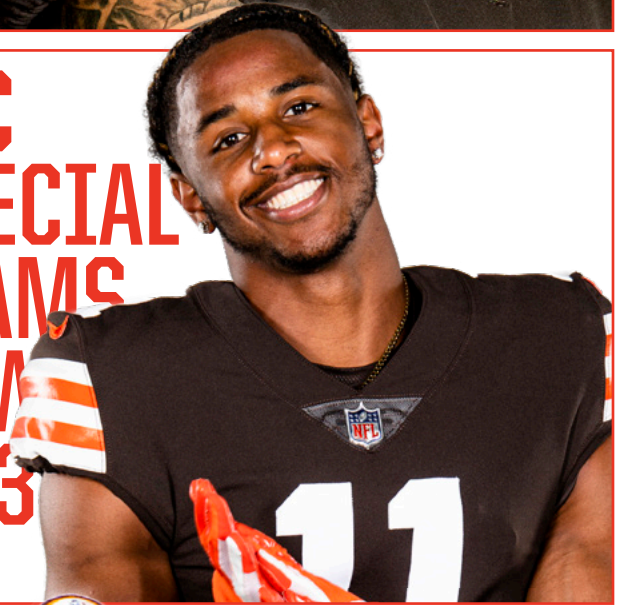
- The Browns finished the 2022 season with a 7-10 record. The team went 4-4 at home and is 16-8 at FirstEnergy Stadium since Kevin Stefanski was hired in 2020.
- Cleveland recorded the third-highest rushing total in team history with 2,490 yards, its most since it recorded a team record 2,639 in 1963. The Browns finished among the NFL leaders in most rushing categories this season.
- The Browns had three players selected to the Pro Bowl this year as G Joel Bitonio, RB Nick Chubb and DE Myles Garrett earned the honors. Bitonio became first Browns guard to be named to five consecutive Pro Bowls since Gene Hickerson, a Pro Football Hall of Famer, made six straight from 1966-71. Chubb and Garrett were each named to their fourth career Pro Bowl. Bitonio (first team), Garrett (second team) and Chubb (second team) also earned AP All-Pro recognition.
- RB Nick Chubb finished third in the NFL with a career-best 1,525 rushing yards. He joined Jim Brown as the only players in team history to reach 1,500 rushing yards in a single season. Chubb also finished tied for fifth in the NFL while tying a career high with 12 rushing touchdowns. Since he entered the NFL as a second-round pick in 2018, Chubb is second in the NFL in rushing yards (6,341), second in rushing touchdowns (48) and leads all NFL players with 189 rushes of 10-plus yards. He also leads all NFL RBs during that time with an average of 5.24 yards per rush. Chubb joined LaDainian Tomlinson and Adrian Peterson as the only players in NFL history to rush for at least 950 yards and eight rushing touchdowns in each of their first five seasons. Chubb also joined Jim Brown (1958-61) as the only Browns to record four straight 1,000-yard rushing seasons. Chubb ranks third in team history in career rushing touchdowns (48) and fourth in rushing yards (6,341). Chubb and Minnesota's Dalvin Cook are the only NFL players to reach 1,000 rushing yards in each of the past four seasons.
- DE Myles Garrett tied his own team record with 16 sacks this season, tied for second-most in the NFL. He set the club record in 2021 and he is the only NFL player to record at least 16 sacks in each of the past two seasons. Garrett is also the only NFL player to record at least 10 sacks in each of the past five seasons. During the 2022 season, Garrett passed Clay Matthews (62) to become the Browns all-time career sack leader, a figure he has since increased to 74.5. Garrett is just the seventh player in NFL history to record 10-or-more sacks in five of his first six seasons, joining Richard Dent, Bruce Smith, Derrick Thomas, Reggie White, Von Miller and DeMarcus Ware.
- S Grant Delpit led the team in interceptions with four, along with 101 tackles. He was one of only three players in the NFL this year to have at least four interceptions and 100 tackles. His four picks were also the most by a Brown since Joe Schobert in 2019 (four).
- WR Amari Cooper led the Browns in receiving yards (1,160), receptions (78) and receiving touchdowns (nine). His nine receiving scores marked a career-high and the most by a Brown since TE Gary Barnidge recorded nine in 2015 and the most by a Browns WR since Josh Gordon had nine in 2013. Cooper has surpassed the 1,000-yard receiving benchmark six times in his career. His 1,160 receiving yards were the fifth-most by a Brown in a season.
- QB Deshaun Watson started the final six games of the season. The three time Pro Bowler threw seven touchdown passes and added one rushing touchdown.
- CB Denzel Ward tied for the team lead in passes defended (15) and finished second in interceptions (three). He has recorded at least two interceptions each season since being drafted in the first round in 2018. He has 13 career interceptions. Ward added two defensive scores this season, both on fumble returns. He has also recorded at least one pass defended in each of the final six games.
- Rookie CB Martin Emerson Jr. tied for the team lead with 15 passes defended this season. His total ranked third among all NFL rookies. Along with Denzel Ward (15), the Browns joined the Jacksonville Jaguars as the only NFL teams to have two players record at least 15 passes defended this season.
- TE David Njoku tied a career high with four receiving touchdowns, a figure he has reached in four of his six seasons since joining the Browns as a first-round pick in 2017. He set a career high with 58 receptions this season, while adding 628 receiving yards. Njoku has recorded 19 career receiving touchdowns, the second-most by a tight end in Browns history, trailing only Pro Football Hall of Famer Ozzie Newsome's 47. Njoku also ranks fourth in club history in receiving yards by a tight end, trailing only Newsome, Milt Morin and Kellen Winslow Jr.
- Rookie K Cade York set Browns rookie records for points (107) and PATs (35), while finishing second in field goals made (24). He converted on four field goals of 50-plus yards, tied for third most by a Browns kicker in a season.
- The Browns in 2022 won three AFC Special Teams Player of the Week awards – K Cade York (Week 1), WR-PR Donovan Peoples-Jones (Week 13) and P Corey Bojorquez (Week 17) – trailing only 1994 (four times) for the most in a season since the weekly accolade was first given in 1984. It also marks the first time in club history that Cleveland had a kicker, punter and return specialist each earn the honor in the same season.



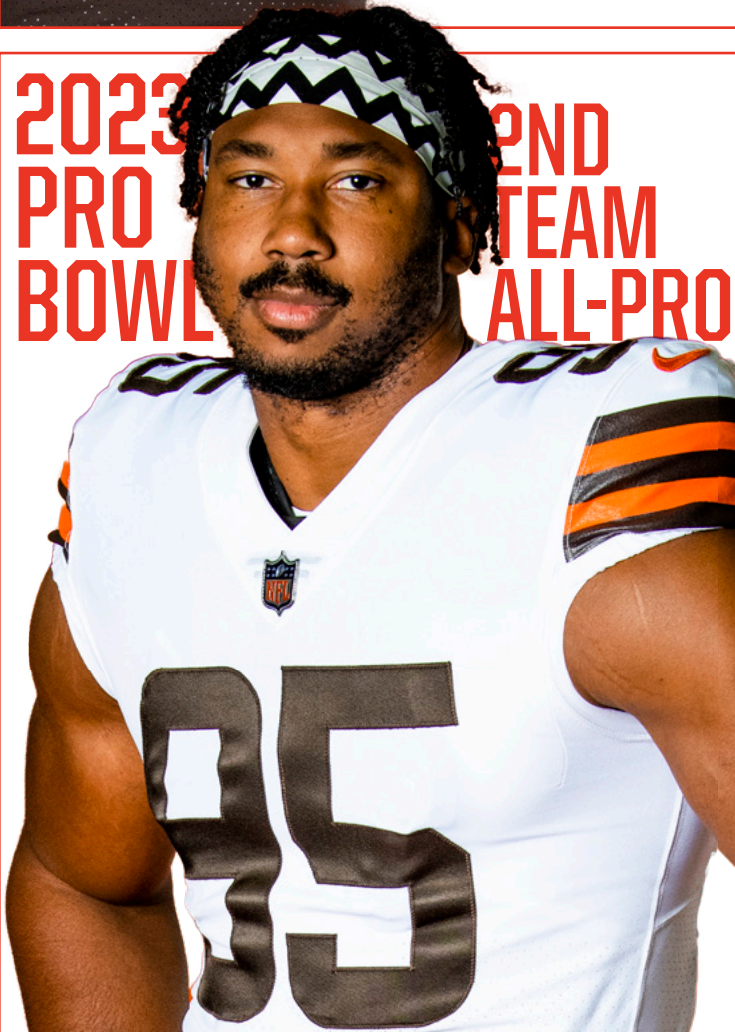
DINO
LUCARELLI
GOOD GUY
AWARD



ED BLOCH
COURAGE
AWARD



AFC
SPECIAL
TEAMS
POWER
W13



2023
PRO
BOWL
SECOND
TEAM
ALL-PRO



AFC
SPECIAL
TEAMS
POWER
W17



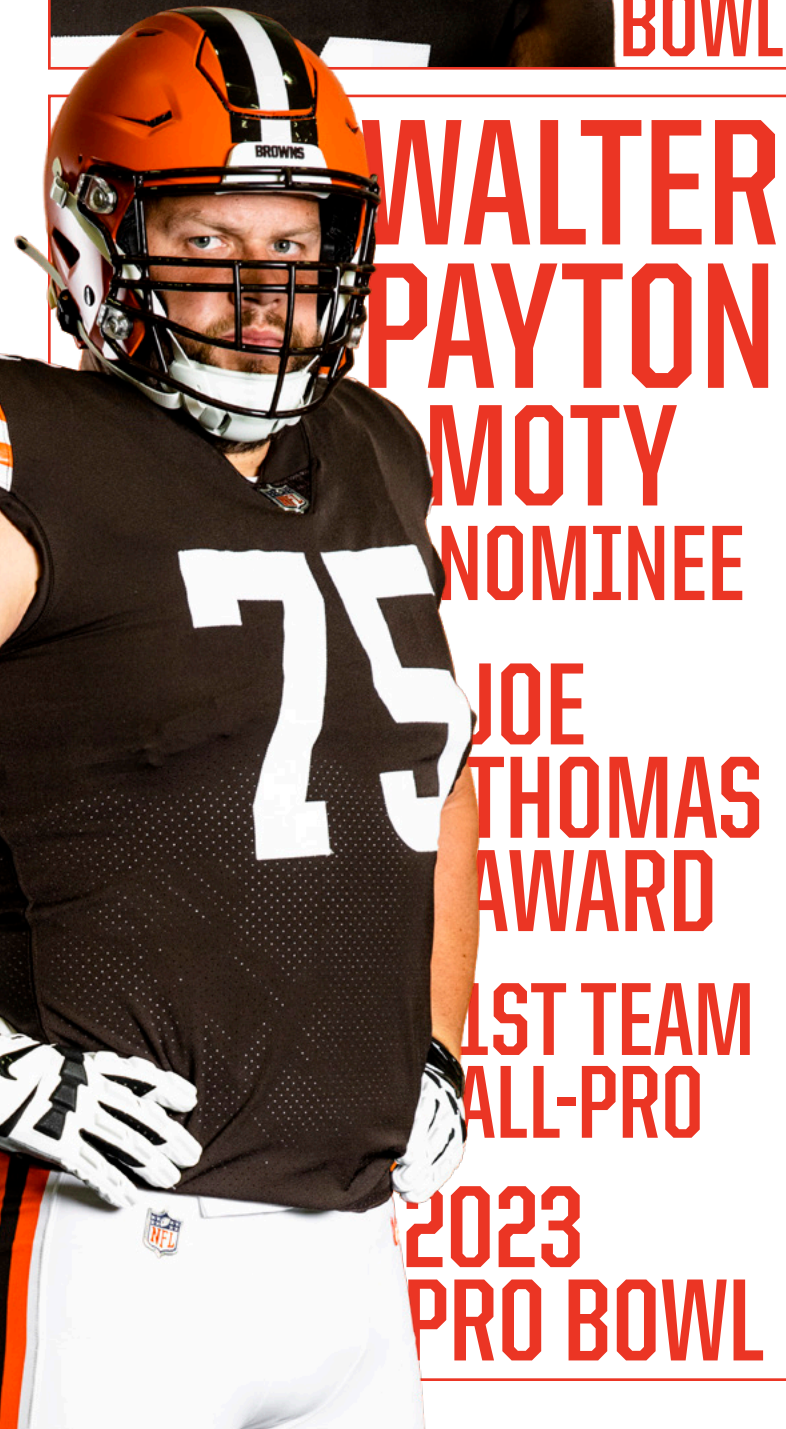
ART ROONEY
SPORTSMANSHIP
AWARD NOMINEE
2ND TEAM ALL-PRO

2023
PRO
BOWL



2022
MAURITCE
BASSETT
AWARD

AFC
SPECIAL
TEAMS
POWER
W1

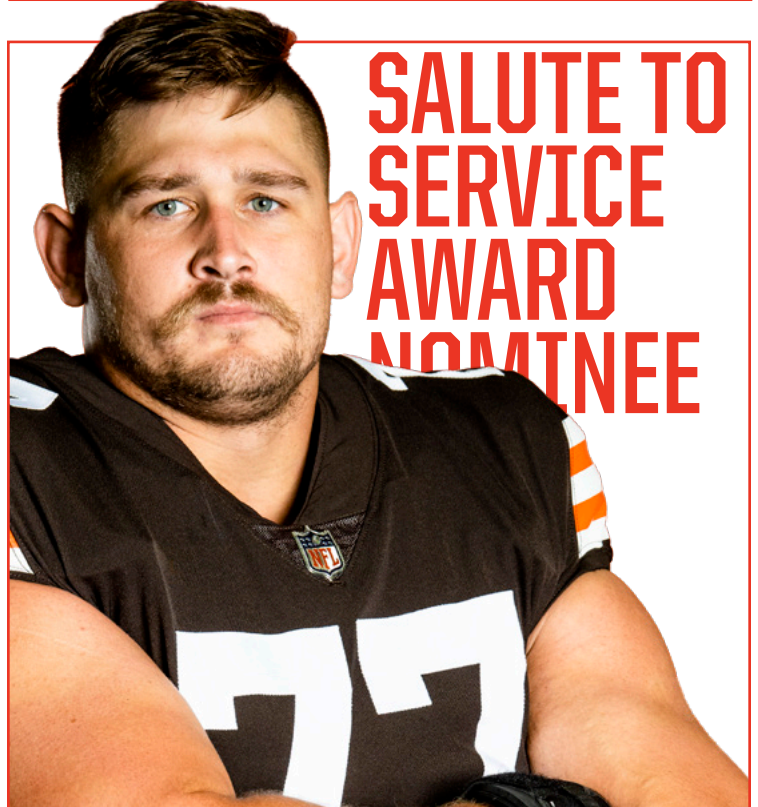


WALTER
PAYTON
MOTY
NOMINEE

JOE
THOMAS
AWARD

1ST TEAM
ALL-PRO

2023
PRO BOWL



SALUTE TO
SERVICE
AWARD
NOMINEE

POINTS

OF

2022 CLEVELAND BROWNS TEAM NOTES

INTEREST

• The Browns finished 2022 with a 4.68 rushing average. The team had a 5.09 rushing average last season, **the best mark in the NFL**, and a 4.88 average since then, **the fourth best in the league**.

• Cleveland's 146.5 rushing yards per game were the sixth best in the league this year. The Browns' 145.4 average was **fourth in the NFL** in 2021 and their 145.9 average in the same category since that time is **fourth in the league** (Eagles, 153.6; Ravens, 152.9; Bears, 148.0).

• The Browns rushed for 2,490 yards this year, **sixth in the NFL** and 4,961 since last season, **fourth among all teams** (Eagles, 5,224; Ravens, 5,199 and Bears, 5,032). The Browns' 217 rushing yards in Week 1 tied for the fifth most in a season opener in team history (1963), as well as the most since that time.

• Cleveland rushed for 142 first downs this season, **sixth in the league** and 280 since last season, third in the NFL (Eagles, 324 and Ravens, 326). **The team's 13 in Week 4 of this year tied for the sixth most by the team since 1994**.

• The Browns **rushed for 100 yards or more in 38 games** since 2020, tied for second in the NFL with Philadelphia and behind the Ravens (46). The team is **25-13** in those games.

• The Browns posted 19 rushing scores in 2022, sixth in the NFL behind the Eagles' 32, Cowboys' 24, Lions' 23, Giants' 21 and 49ers' 20. They now have 39 since last season, **tied for third in the NFL (Titans and Cowboys)** behind the Eagles' 57 and 49ers' 42.

• The 2022 Browns rushing attack notched 77 rushes for 10-plus yards, **third in the league** (Ravens, 88 and Bears, 81). **Since last year, the team is first in the league with 158**.

• The Browns have posted **339 rushes for 10-plus yards and 89 rushes for 20-plus yards since 2018, both second in the NFL** behind Baltimore. Additionally, the team's 60 carries for 20-plus yards and 232 for 10-plus yards since 2020 are also second to the Ravens. The Browns also registered 11 rushing attempts for 50-plus yards since 2018 (third) and five since 2020 (tied for sixth with Jacksonville and San Francisco).

• The Browns offense has combined for a 4.81 rushing average since 2018, **the second-highest average in the NFL** (Ravens, 5.11). The unit has also posted 11,129 rushing yards, third in that span behind the Ravens (14,007) and Titans (11,471).

• The Browns have proven to be hard to take down since 2019, posting 6,736 rushing yards after contact since that time (third in the NFL behind Titans, 7,063, and Ravens, 6,755). **Since 2020, the team ranks second** in the category with 5,318. The Browns were **first** in 2021 (1,860) and finished **third** in 2022 (1,839 behind the Bears, 1,972, and Falcons, 1,916).

• The Browns scored three rushing touchdowns in Weeks 2, 5 and 8 (the second-most games in the NFL in 2022, behind Philadelphia's five) and have now done so in nine games since 2020, **first in the league since that time**.

• The Browns rushed for at least 150 yards in the first five games of the season, the second consecutive year the Browns have rushed for 150 yards in five games to start the season and third time overall (1947). The team has done so in **24 games dating back to 2020 (second behind Baltimore's 28)**.

• The Browns offense combined for 236 plays of 10-plus yards, **fifth in the NFL this season**. The team's eight rushing touchdowns of 10-plus yards **tied for the third most in the NFL in 2022 (Eagles)**.

• The Browns **tied with Eagles for the second-most games (10 behind the Ravens' 12) since 2020 with at least 200 rushing yards** and the team is 7-3 in those games.

• The Browns are **14-5 (.737) when they've scored 25-plus points since 2020**, as well as 17-7 when they score at least one rushing touchdown and one receiving touchdown in the same span.

• The Browns have posted **15 games without a turnover since 2020** and they're 13-2 in those contests. The team was 4-0 in 2022 when it didn't have a turnover.

• Cleveland has held a time of possession of 30:00 or greater 32 times since 2020, **tied for the second most in the league** since that time (Bengals). Cleveland is 22-10 in those games.

• The Browns converted first downs at least 20 times in a game in 31 different contests since 2020 (**20-11 in those games**).

• The Browns defense tallied five sacks in Week 8, which was the **most by the team in a single game this season**.

• In Week 12, the Browns became the **second team** since the regular season overtime rule was instituted in 1974 to score a **game-tying touchdown in the final minute of the fourth quarter and game-winning touchdown in the final minute of overtime in the same game**, joining the Bears on Sept. 23, 1991. Week 12 also marked the team's **first overtime win** since a 12-9 victory against the Ravens on Oct. 7, 2018 and was also the club's **first overtime win via touchdown** since a 30-24 victory against the Chargers on Oct. 20, 1991.

• In Week 13, the Browns became the **first team with two defensive touchdowns and a special teams touchdown in a game** since Green Bay in Week 11 of the 2014 season. It was also the first time the team tallied three non-offensive touchdowns in a game in team history.

• The team opened the Week 13 game with an interception by S John Johnson III on the first play. It was the **first time the Browns opened a game with a defensive interception** on the first play since Nov. 17, 2008 at Buffalo.

• In Week 15, the Browns improved to **24-10 on Saturday games** with an **11-5 record at home**, while HC Kevin Stefanski is now 16-8 overall at FirstEnergy Stadium.

• The three points the team gave up in Week 15 tied for the fewest allowed in any game against the Ravens and they were the **fewest points allowed by the Browns** against an AFC North opponent since 2014. They were also the fewest allowed by the Browns in a game since a 23-3 victory at the New York Jets on Sept. 16, 2019.

• **The defense recorded three interceptions in Week 17**, the most all season, and the most since recording four in Week 12 of last year against Baltimore.



MYLES GARRETT 95

2018 1ST TEAM ALL-CONFERENCE PRO FOOTBALL WRITERS • 2018 2ND TEAM ASSOCIATED PRESS • 2020 1ST TEAM ALL-CONFERENCE PRO FOOTBALL WRITERS • 2020 1ST TEAM ASSOCIATED PRESS • 2020 1ST TEAM PRO FOOTBALL WRITERS • 2020 1ST TEAM SPORTING NEWS • 2021 1ST TEAM ALL-CONFERENCE PRO FOOTBALL WRITERS • 2021 1ST TEAM ASSOCIATED PRESS • 2021 1ST TEAM PRO FOOTBALL WRITERS • 2021 1ST TEAM SPORTING NEWS • 2022 2ND TEAM ASSOCIATED PRESS • 2022 1ST TEAM NFLPA



All-Pro DE **Myles Garrett** became the franchise's **new career sacks leader** (74.5) in Week 6 when he passed Clay Matthews' 62. **Garrett had 16 sacks (tied for second in the NFL and tied the franchise record he set in 2021), 18 TFLs**

(tied for fourth) and two forced fumbles on the year. He also added four pass breakups and 26 QB hits to his stat line this year. His 74.5 sacks are also the fourth most by a player in his first 84 career games in history, **behind Hall of Famer Reggie White (91.5), J.J. Watt (76) and T.J. Watt (76).** His 74.5 career sacks are also first among all No. 1 overall picks in their first 84 games and he has the second-most sacks by a No. 1 overall pick in their first six years, trailing Bruce Smith's 76.5. His career sacks total is third in the NFL behind the Watt brothers for most by an active player in his first 84 career games, as well as third in the NFL by an active first-round pick in his first six years of experience, also trailing the Watts. Garrett is the **seventh player since 1982, when the individual sack became an official statistic, to record 10-or-more sacks in at least five of his first six seasons,** joining Pro Football Hall of Famers Richard Dent, Smith, Derrick Thomas and White, as well as Von Miller and DeMarcus Ware.

ALL-TIME BROWNS SACKS LEADERS

Player	Sacks
1. Myles Garrett (84 GP)	74.5
2. Clay Matthews (232 GP)	62
3. Michael Dean Perry (109 GP)	51.5
4. Rob Burnett (93 GP)	40.5
5. Carl Hairston (92 GP)	37.5

ALL-TIME BROWNS SACKS LEADERS: SINGLE SEASON

Player	Sacks
1t. Myles Garrett (2022)	16
1t. Myles Garrett (2021)	16
3. Reggie Camp (1984)	14
4. Myles Garrett (2018)	13.5
5. Jamir Miller (2001)	13
6. Myles Garrett (2020)	12

SACK ATTACK

Since entering the NFL in 2017, Garrett's 74.5 sacks in 84 career games averages out to 0.89 sacks per game, tied for the highest in NFL history:

Player	Sacks	Sacks/GP
1t. Myles Garrett (84 GP)	74.5	0.89
1t. T.J. Watt (87 GP)	77.5	0.89
3. Reggie White (232 GP)	198	0.85
4. Nick Bosa (51 GP)	43	0.84
5. Mark Gastineau (89 GP)	74	0.83
6. Micah Parsons (33 GP)	26.5	0.80
7. Lawrence Taylor (168 GP)	132.5	0.79

SWEET '17

- Since entering the league in 2017, **Garrett is third in the NFL with 74.5 sacks (second in the AFC)**, despite playing in the second-least amount of games than any other player in the top 10.
- His 12 career strip-sacks are the **most by a Brown since 2000**.
- **He is tied for the most games with more than one sack** in the NFL since 2017 (21) with T.J. Watt.
- Garrett is **one of three players to have at least 74.5 sacks and 13 forced fumbles since 2017** (Donald and T.J. Watt).
- Garrett has posted **38 sacks in 42 games played on the road since 2017, fourth in the NFL**, while his 36.5 in 42 games played in Cleveland are second (T.J. Watt) in that span. His eight forced fumbles at home are tied for fourth.
- Garrett has 27 sacks in October since he was drafted in 2017 and 23 since 2018, both first in the NFL. His 19.5 sacks in October since 2019 are also the most in the NFL, as are his 15.5 since 2020. His six last year tied his total from Sept. 2019 for **the most by a Brown in any given month in history**. His six sacks also tied for sixth among all active players in the month of October in history.

ELITE COMPANY

- Garrett is currently **the only player in the NFL to have an active streak of five consecutive seasons with double-digit sacks** and he is the only player in Browns history to accomplish the feat. It's also tied for the ninth-longest streak in NFL history.
- Garrett is just **one of seven players in history to have at least 74.5 sacks and 13 forced fumbles in his first six years**. He's seen action in just 84 career games, the second fewest on the list (J.J. Watt, 83). He's also one of 11 players to have at least 74.5 career sacks in their first six years in NFL history and is **just the fifth to do it since 2000 (J.J. Watt, T.J. Watt, Von Miller and DeMarcus Ware)**.
- His 21 career multi-sack games are **tied for the fifth most by a player in his first 84 games in history** (T.J. Watt).

BEST OF THE BROWNS

- **It had been 20 years since a Brown recorded a sack, forced fumble, fumble recovery and a fumble recovery returned for a touchdown in a game**, before Garrett did in Week 14 (first score of his career) last year. He's just the second Brown to do so, along with Courtney Brown in Week 8 of 2001.
- Garrett has posted two or more sacks in 14 games in his career, the **most by a Brown in his first six years** and passed Michael Dean Perry in Week 6 for the most overall by a Brown.
- His 21 career multi-sack games are **the most ever by a Brown**.
- His 13 career forced fumbles are **tops by a Brown since 1994**.

MYLES BY THE NUMBERS

- 08** The number of games Garrett has registered two sacks and a forced fumble since his rookie year, tied for first in the NFL (T.J. Watt and Donald).
- 06** The number of sacks Garrett had in September 2019 and October 2020, the most by a Brown in any month in history. His September 2019 total is also fifth among all active defenders in the month of September in any given year and his six in October 2021 are tied for sixth in the same category.
- 12** The number of games he's recorded a forced fumble and a half-sack since he entered the league, tied for eighth in the NFL (DeMarcus Lawrence and Dante Fowler).
- 22** The number of sacks Garrett has in September since 2017, best in the NFL since that time.

A TOP-TIER 2022

- His 16 sacks were **tied for second in the NFL and are tied for the fifth-most sacks in a season by a DE** since he was drafted in 2017 (himself in 2021).
- His 18 TFLs **tied for fourth in the NFL and are the second most by a Brown in a season since 1999**, behind Jamir Miller (22) in 2001.
- His 73 QB knockdowns/hurries were **seventh in the NFL**.

THERE WHEN IT MATTERS

Garrett posted nine sacks in the second half/overtime of games in 2021, **fourth in the NFL**, behind T.J. Watt (12.5), Trey Hendrickson (10.5) and Nick Bosa (10). **Since being drafted in 2017, Garrett ranks third in the category** with 37 sacks and first among all defensive ends. The 37 sacks are also the **most by a Brown**, followed by Burnett (1991-95) with 22.5 and Pleasant (1991-95) with 17.5.

FAMILIAR FOES

- Since 2017, Garrett has taken down opposing AFC quarterbacks 51 times, the **second-most sacks in the NFL in that span**, only behind T.J. Watt (65.5). His 11 sacks against AFC teams this year were also second to Chris Jones' 11.5. He's also posted 16.5 sacks against the AFC North since 2020, tied for the third-most sacks by a player versus his own division (Hendrickson).
- Having only played in 29 career division games, Garrett is already **second in team history for most sacks against the AFC North (24)**, behind Clay Matthews (26.5 sacks, 82 games).
- He's also already **first all time** for most sacks by a Brown versus the AFC with 51 in 62 career games. The previous record holder was Matthews with 43.5 sacks in 164 games.



2019 1ST TEAM ALL-CONFERENCE PRO FOOTBALL WRITERS • 2020 1ST TEAM ALL-CONFERENCE PRO FOOTBALL WRITERS • 2021 1ST TEAM ALL-CONFERENCE PRO FOOTBALL WRITERS • 2022 2ND TEAM ASSOCIATED PRESS



All-Pro RB **Nick Chubb** continued to be one of the NFL's best running backs this season. His **1,525 rushing yards were third in the league this year**. Chubb is just the second Brown to have 1,525 rushing yards and 12 rushing scores in a season, fourth time overall, along with Jim Brown (1958, 1963 and 1965). Only he (6,341) and Derrick Henry (7,101) have at least 6,000 rushing yards since 2018. Chubb is just the 23rd player to reach 6,000 rushing yards in his first five seasons and first to do it since Ezekiel Elliott from 2016-20. Additionally, Chubb is one of only nine players in history to have accomplished the feat in 72 games or less, joining Brown, Terrell Davis, Edgerrin James, Clinton Portis, Ricky Williams, Earl Campbell, Ottis Anderson and Elliott. He and Jim Brown are the only Browns to have rushed for at least 6,000 yards in their first five years. **Chubb was third in attempts (302), tied for fifth in rushing scores and tied for eighth in overall touchdowns (12), second in**

rushing first downs (69), first in rushes of 10-plus yards (47), first in rushes of 20-plus yards (13) and third in rushing yards per game (89.7) in 2022. Chubb also reached his 65th game tallying 50-or-more scrimmage yards this year, the most by a Brown in their first 75 career games. Additionally, Chubb has reached 50 rushing yards in 61 games since he was drafted in 2018, the most by a Brown in their first five years. The 61 games are also the most among all Browns in their first 75 career games. Chubb is second on the Browns' all-time rushing list among players in their first five years with 6,341 rushing yards (Brown, 6,463), as well as second in the same category with 48 rushing touchdowns (Brown, 49). He joined Brown (1958-59, 1962-63 and 1965) and Kelly (1966 and 1968) as the only Browns to record 12 rushing scores in a season in team history. **He's also fourth on the Browns all-time rushing yards list and is third in rushing scores.**

ALL-TIME BROWNS RUSHING TDs LEADERS

Player	TD
1. Jim Brown (118 games played)	106
2. Leroy Kelly (136 games played)	74
3. Nick Chubb (75 games played)	48
4. Mike Pruitt (124 games played)	47
5. Kevin Mack (99 games played)	46
6. Otto Graham (126 games played)	44
7. Earnest Byner (99 games played)	27
8. Greg Pruitt (118 games played)	25
9. Isaiah Crowell (64 games played)	21
10. Bo Scott (73 games played)	18

ALL-TIME BROWNS RUSHING YARDS LEADERS

Player	YDS
1. Jim Brown (118 games played)	12,312
2. Leroy Kelly (136 games played)	7,274
3. Mike Pruitt (124 games played)	6,540
4. Nick Chubb (75 games played)	6,341
5. Greg Pruitt (118 games played)	5,496
6. Kevin Mack (99 games played)	5,123
7. Earnest Byner (99 games played)	3,364
8. Ernie Green (89 games played)	3,204
9. Isaiah Crowell (64 games played)	3,118
10. Jamal Lewis (40 games played)	2,806

HUNDO

- Chubb has 29 100-yard rushing games in his career, **second in the NFL since 2018** (Henry, 32) and is the most by a player in his first five seasons since that time.
- His 29 games are also **the most by an active player in his first 75 career games**. The Browns are 21-8 when Chubb rushes for 100 yards.
- The 29 games are also the **second most by a Brown** in his career (Brown, 58).
- Chubb has the **second-most games (19) since 2018 with 100 rushing yards and a rushing score (Henry, 26)** and passed Mike Pruitt for sole possession of third on the Browns' all-time list in the same category in 2021.

DROP AND GIVE ME 50

Chubb has reached 50 rushing yards in 61 games since he was drafted in 2018, passing **Brown for the most by a Brown in his first five years**. The 61 games are also the most among all Browns in their first 75 games. Chubb holds the record for first four years (46), three years (33) and two years (23).

BIG-PLAY BACK

Chubb ranks **first by a Brown since 1991 in carries for 10-plus yards** with 189 and has the most carries for 20-plus yards (59) and 50-plus yards (nine) in the same timeframe.

Since entering the league in 2018, Chubb ranks **first in the NFL with 189 rushes for 10-plus yards, first with 59 rushes for 20-plus yards and third with nine rushes for 50-plus yards** (Henry, 11, and Barkley, 10).

MOST RUSH YDS IN FIRST FIVE YEARS OF CAREER BY AN ACTIVE PLAYER

ONE




EZEKIEL 2016-
ELLIOTT 2020
6,384

TWO



NICK 2018-
CHUBB 2022
6,341

THREE



DERRICK 2016-
HENRY 2020
5,860

NICK NOTES

- Tied with Brown for the **most consecutive seasons** (four) of 1,000-plus rushing yards in team annals from 2019-22. He also joined Hall of Famers Jim Brown (seven times) and Leroy Kelly (twice) as the **only Browns to rush for more than 1,200 yards in multiple seasons** (2019 and 2021-22). He's also the **first Brown in history** to record 1,000-plus scrimmage yards in each of his first five seasons (2018-22).
- Chubb is the **first Brown to surpass 1,000 rushing yards in four consecutive seasons** (2019-22) since Brown (1958-61) and he joined Brown as the only two players in franchise history with eight touchdowns in each of their first five years (2018-22).
- Additionally, he has rushed for the **fourth-most games of multiple TDs in club annals (11)**.
- With his 70-yard TD run in Week 9 of 2021, **he's recorded three rushes of 70-plus yards in his career**, one behind Brown for the most in team history. Chubb owns the longest (92 in 2018) and third-longest (88 in 2019) rushes in team history.
- Chubb is just one of nine running backs since 1990 to be selected to **at least four Pro Bowls in the first five years of a career**, along with Alvin Kamara, Ricky Watters, Emmitt Smith, Adrian Peterson, Mike Alstott, Eddie George, Jerome Bettis and Barry Sanders.
- In team history, Chubb is **one of just five Browns to accomplish the feat** and the first to do it since Joe Thomas (five) from 2007-11. The list also includes Jim Brown (five), Chip Banks (four) and Greg Pruitt (four).

2018-22 NFL RUSHING TDs LEADERS

	Player	TD
1.	Derrick Henry	68
2.	Nick Chubb	48
3.	Ezekiel Elliott	46
4.	Dalvin Cook	45

2018-22 NFL RUSHING YARDS LEADERS

	Player	YDS
1.	Derrick Henry	7,101
2.	Nick Chubb	6,341
3.	Ezekiel Elliott	5,648

ANYTHING BUT AVERAGE

Chubb's career rushing average (5.24) through his first five years is **first in Browns history** (min. 750 attempts). It's also the third highest in the NFL since 2018 and is the highest among all RBs (min. 500 attempts). Additionally, **Chubb's 5.24 career rushing average is the second highest in history among RBs** with a minimum of 750 rushing attempts:

	Player	AVG
1.	Jamaal Charles (2008-18)	5.38
2.	Nick Chubb (2018-22)	5.24
3.	Jim Brown (1957-65)	5.22



DESHAUN WATSON



• Watson led the NFL in passing yards in 2020 with 4,823. He also became the eighth QB since 1970 to lead the NFL in passing yards within their first

four seasons. Watson is one of only nine different quarterbacks to lead the league in passing yards since 2005.

• Watson finished the 2020 season in the top-10 of several passing and rushing categories among all quarterbacks. He set single-season career highs in almost every passing category and recorded the second-most rushing yards (444) and third-most rushing touchdowns (three) in a single season in his career.

• Watson notched the 15th-best passer rating (112.4 with Steve Young in 1994) in a single season (min. 500 attempts) in NFL history in 2020 and logged 12 games with at least a 100 passer rating in 2020, which is tied for the fourth most in a single season. He also completed a touchdown pass to 12 different receivers, joining Matt Ryan (2016), Patrick Mahomes (2018), Andrew Luck (2018) and Tom Brady (2015) as the only players to do so and pass for at least 4,500 yards in the same season.

• In 2020, Watson combined for 5,267 passing and rushing yards, which is the ninth most in a single season in NFL history. Watson joined Peyton Manning (2013), Patrick Mahomes (2018) and Drew Brees (2011) as the only quarterbacks to record at least 5,200 total yards and at least a 110.0 passer rating in a single season. Both Manning and Mahomes won the NFL MVP Award that season and Brees was Offensive Player of the Year.

• Watson has thrown at least 15 passing scores and rushed for at least 250 yards in four of his first six NFL seasons, tied for the fourth most in NFL history among players in their first six years.

• Watson is one of 12 quarterbacks in NFL history with at least 370 passing yards, two touchdowns and a completion percentage better than 80.0 percent (min. 40 attempts) in a game. He is one of only four to do so on the road.

• Watson is fifth in the league with 45 passing touchdowns in the month of October since entering the NFL in 2017.

QB **Deshaun Watson** has been selected to three Pro Bowls (2018-20) and led the NFL in passing yards in 2020 with 4,823 yards. **He's recorded the fourth-highest completion percentage in NFL history (67.0) among all players with at least 1,500 passing attempts.** Originally a first-round pick by Houston in 2017, Watson has appeared in 60 career games and has **completed 1,285 of his 1,918 passes for 15,641 yards with 111 touchdowns, 41 interceptions and a 102.3 rating.** He has added 1,852 rushing yards with 18 touchdowns.

Watson has totaled 16 games with three-plus passing scores in his career, tied for the sixth most by a quarterback in their first 60 career games in NFL history (Justin Herbert). He owns seven career games with four-plus TD passes, which is tied for the third most by a quarterback in their first 60 career games in NFL history.

Watson owns 20 career games with at least 300 passing yards, which is the 10th most by a player in their first 60 games in NFL history.

Watson became the fifth quarterback in NFL history to record over 275 passing yards and a 105.0 passer rating in five consecutive games in 2020. He was the first player to accomplish the feat since Peyton Manning in 2013 and the youngest to do it.

Watson is 176-for-260 passing (67.7) for 2,263 yards, 22 touchdowns, four interceptions and a 116.6 passer rating in primetime in his career. He's also 6-3 as a starter in those games.

70 PERCENT

Watson is **one of just 13 players in NFL history to complete at least 70 percent of his passes in a single season (2020)**. Among players with at least a 70 completion percentage, Watson, Drew Brees (2011 and 2016) and Joe Burrow (2021) are the only players to pass for at least 4,500 yards in the same season. **He is the only player in NFL history to complete at least 70 percent of his passes, throw for at least 4,500 yards and total fewer than 10 interceptions in the same year**. Watson also recorded 13 games (2020) in which he completed at least 65 percent of his passes, which is tied for the third most in a single season in NFL history.

40 PERCENT

He and Aaron Rodgers (2020) are the only players in league history to achieve a 70 completion percentage and a 40 first down percentage, while maintaining an interception percentage below 1.5 in a single season (min. 500 attempts).

300 YARDS

Watson is **tied for seventh in NFL history** with three games of at least 300 passing yards, two touchdown passes and a rushing touchdown in their first six seasons.

102.3 RATE

Watson has the **third-highest career passer rating (102.3) in NFL history** (min. 1,500 attempts), trailing only Mahomes (105.7) and Rodgers (103.6).

2 SEASONS

In 2019, Watson became the first player in NFL history to record consecutive seasons (2018-19) with at least 25 passing touchdowns and five rushing touchdowns and **his two seasons with over 25 passing touchdowns and five rushing touchdowns tied with Steve Young and Lamar Jackson for the second-most such seasons in NFL history**. He also became the fourth player since the AFL/NFL merger to record over 26 passing touchdowns and seven rushing touchdowns in a season (eight QBs total since that time).

BRACE

Watson owns the seventh-most rushing yards (1,852), eighth-most rushing touchdowns (18), seventh-most rushing first downs (117) and tied for the seventh-most rushes of 10 or more yards (64) among QBs since 2017.

Watson has registered nine career games with at least one passing touchdown and one rushing touchdown, which is tied for the ninth most in the NFL since 2017. He's tied for the 17th-most games with at least one passing touchdown and one rushing touchdown through a player's first 60 career games in NFL history.

Watson also owns six games with multiple passing touchdowns and a rushing touchdown, which is tied for the eighth most since entering the NFL in 2017. He also has two games with at least three passing touchdowns and a rushing touchdown, which also ties for the eighth most in the league since 2017.

Watson (2019) is tied with Randall Cunningham (1988) and Jackson (2021) for the third-most games with over 250 passing yards and 40 rushing yards in a season in NFL history (five). He owns 12 career games with 250 passing yards and 40 rushing yards, which is tied for the sixth-most in NFL history and are the second most in the NFL since 2017.

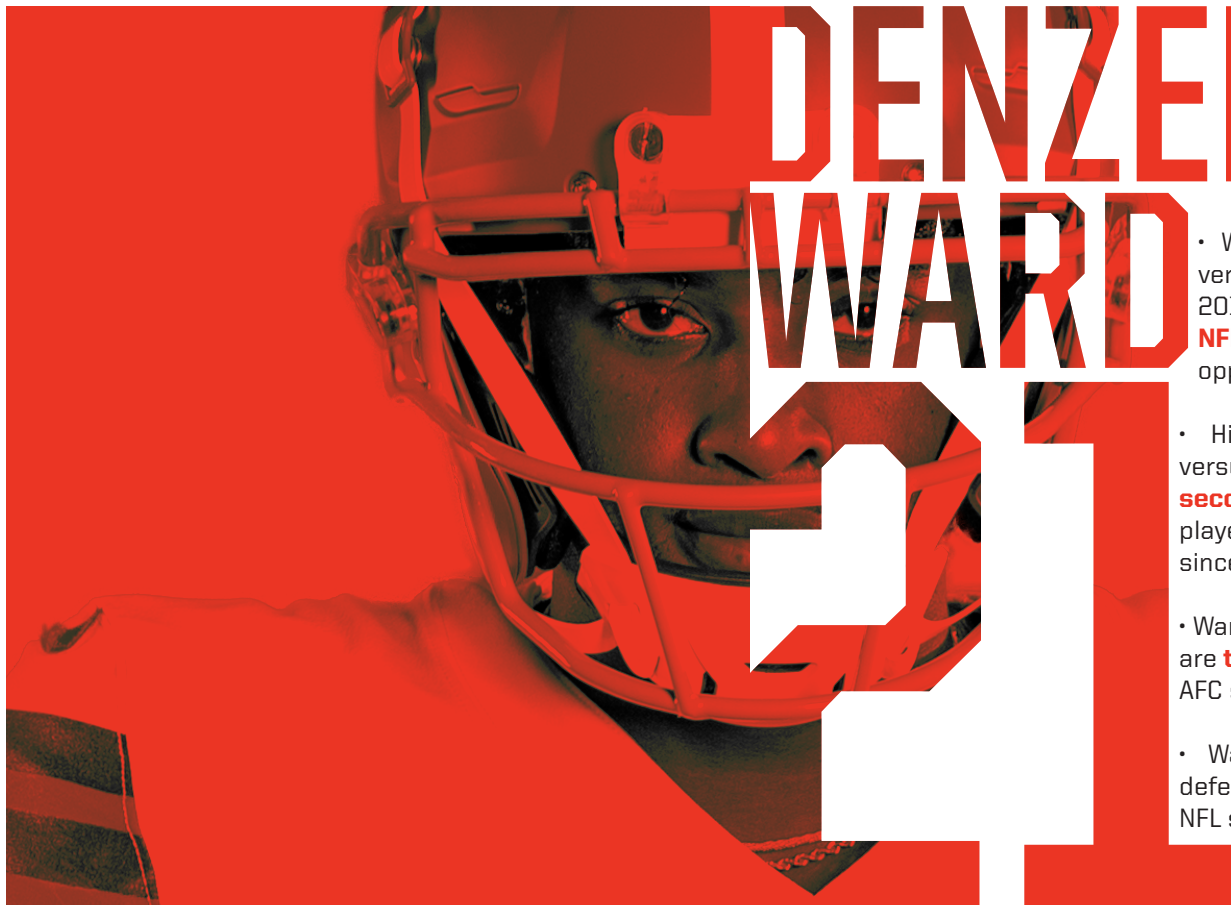
IN GOOD COMPANY

Watson posted three games in the 2020 season with at least 300 passing yards, three touchdowns and a 130.0 passer rating. Watson's three games with these totals tied for the sixth most in a single season ever, trailing only Josh Allen, Drew Brees, Peyton Manning, Matt Ryan and Kurt Warner with four.

Watson (2020) joined Aaron Rodgers (2011) as the only players in NFL history with at least 4,500 passing yards, a 110.0 passer rating and three rushing touchdowns in a single season.

Watson, Matt Ryan (2016), Aaron Rodgers (2011) and Peyton Manning (2004) are the only players who have totaled at least 4,500 passing yards, a 110.0 passer rating and 8.9 yards per passing attempt in a single season in NFL history.

Watson's two seasons with at least 4,000 passing yards and 25 passing touchdowns are tied for the ninth most in NFL history among QBs in their first six years.



• Ward has the **most pass breakups** versus the AFC North since he was drafted in 2018 with 31.

• Ward's 16 pass breakups versus the Bengals since 2018 are the **most by any NFL player** versus a single opponent.

• His 31 passes defended versus the AFC North are **second most in the NFL** by a player versus his own division since 2018.

• Ward's 44 PDs versus the AFC are **third** by a player versus the AFC since 2018.

• Ward's 65 career passes defended are **second** in the NFL since 2018.



In Week 13, Pro Bowl CB **Denzel Ward** logged a fumble recovery returned for a touchdown, his second of the year, becoming the **first Brown in history to return two fumbles for touchdowns in the same season**. With four touchdowns since



2018, he became the **fourth DB since 2000 with at least two interception-return touchdowns and two fumble-return touchdowns in his first five career seasons**, joining Mike Brown, DeAngelo Hall and Eddie Jackson. He is **tied for fourth in the NFL in passes defended since 2020 (43) and second since he was drafted in 2018 (65)**. His



15 PDs this season were the most on the team and he had four games of two-plus PDs. **Just he, Tariq Woolen and Tyson Campbell had at least 15**

PDs, three interceptions (tied for a career high) and two fumble recoveries this year and he's the first Brown to do so since Joe Haden in 2014 (third time since 1999). He was the only player in the NFL last year to have three or more passes defended in three games and is tied for third in the NFL with six games of three-plus pass breakups since 2018. His six career games with three passes defended rank third in team history and the Browns are 5-0-1 in those contests. His nine career games with at least a pair of pass breakups and an interception are second in team history and are the third most in the NFL since 2018.

• Ward is **second** on the Browns' all-time passes defended list.

• Ward has posted the **most interceptions** versus the AFC North since he was drafted in 2018 with eight. His 10 total takeaways also place **first** and his two interceptions returned for touchdowns are **tied for first** (Minkah Fitzpatrick).

• His 65 passes defended are also the **second most** by a Brown in 66 career games or less since 1999 (Haden, 78).

• Ward is also **tied for fourth** in passes defended by an active player in 66 career games or less.

• Ward **led the league** with three games consisting of at least three pass breakups last season. The three games tied a single-season high by a Brown.

• Ward is **second** on the Browns' all-time list of games with multiple pass breakups (18).

• He's the **first Brown to have 15 PDs, three interceptions and two fumble recoveries returned for scores in the same year** since 1999 and the first player in the NFL to do so in the same timeframe.

ALL-TIME BROWNS PASSES DEFENSED LEADERS

	Player	PD
1.	Joe Haden	101
2.	Denzel Ward	65
3t.	Daylon McCutcheon	53
3t.	Eric Turner	53
5.	Corey Fuller	50



AMARI COOPER

• Dating back to last year, Cooper had caught a touchdown pass in seven consecutive home games, the **longest active streak in the NFL**, until Week 12. His five straight games as a Brown tied the fourth-longest streak in team history and was the **longest streak since Michael Jackson recorded five games from Sept. 5, 1993-Nov. 7, 1993**.

• Cooper has been a reliable target and particularly efficient at moving the chains when it matters most, **recording 130 first down receptions** (tied for eighth in the NFL) in the second half or overtime during games since 2018.

• Cooper's 55 career receiving touchdowns are **fifth by a top-five pick in his first eight years**.



• Since 2015, 28 of his touchdowns have come from 20-plus yards, **tied for fourth league wide since then** (Mike Evans).

• Cooper has registered a first down or touchdown on 43.2 percent of his plays since 2020, which ranks **fifth among all wide receivers with at least 235 receptions**.

• Since the start of 2018, his **seven games with 10-plus catches rank tied for ninth in the NFL** (Ekeler and Justin Jefferson).

• Since 2015, his **seven games with 10-plus catches and a score rank tied for seventh in the NFL** (Evans).

• Cooper has three games with at least 10 catches, over 100 receiving yards and two touchdowns, making him **one of 20 players since 2000 with at least three such games**.

• **Cooper, Diggs, Ja'Marr Chase, Davante Adams, Justin Jefferson, Amon-Ra St. Brown and Kupp were the only players** to have at least seven catches, 100 receiving yards and a receiving TD in back-to-back games in 2022.

• Cooper's seven games with a receiving touchdown **tied for the fifth-most games in the NFL this year**.

• Of Cooper's 78 catches in 2022, 61 were for first downs, the **second-highest first-down percentage in the NFL in 2022 (78.2)**.

Pro Bowl WR **Amari Cooper** impressed in his first year as a Cleveland Brown, **leading the team with 78 catches for 1,160 yards and nine touchdowns**. His nine receiving scores (career high) are the most by a Brown since TE Gary Barnidge (nine) in 2015, as well as most by a Browns WR since Josh Gordon (nine) in 2013, and he recorded at least one receiving touchdown in five of the Browns' eight home games. Cooper posted six games with at least 70 receiving yards and a receiving score this year, **tied for the most games** in a year in his career (2019) and also tied for the third most in the NFL this season. Additionally, it tied for the **second-most games by a Brown** in a season and marks the first time it happened since Gordon in 2013 (seven). His 78 catches are the most by a Brown since Jarvis Landry (83) in 2019. Weeks 2-3 marked the **first time he had 100 receiving yards in back-to-back games since 2016 and the first time ever recording 100 receiving yards and a touchdown in consecutive games**. For his career, Cooper has caught 595 passes for 8,236 yards and 55 receiving touchdowns. He has the eighth-most receiving yards in the NFL since entering the league in 2015, as well as tied for the seventh-most receiving touchdowns, eighth-most receiving first downs (387) and tied for the sixth-most catches for 25-plus yards (81).



KAREEM HUNT

2017 1ST TEAM
ALL-CONFERENCE
PRO FOOTBALL
WRITERS




ON THE HUNT

RB **Kareem Hunt** has tallied at least 50 scrimmage yards in **27 of the 40 games he's played in since 2020**. This season, he totaled 123 rushing attempts, 468 rushing yards and three rushing scores, as well as 35 receptions for 210 yards and a receiving touchdown. **He's one of just eight players since 2020 to accrue at least 14 rushing TDs and six receiving TDs**, along with Alvin Kamara, Najee Harris, Austin Ekeler, Aaron Jones, Christian McCaffrey, Joe Mixon and D'Andre Swift. Since he entered the league in 2017, Hunt is 11th among all RBs in rushes for 10-plus yards (115), tied for 10th in rushes for 20-plus yards (26) and tied for fourth in receiving touchdowns (17). His 48 scrimmage touchdowns are 13th in the same category. **Hunt is just one of 10 players ever to post at least 31 rushing touchdowns and 17 receiving touchdowns in his first six years.**

31 RUSH TDS AND 17 REC TDS IN FIRST SIX YEARS (SINCE 1932)

Player	Years
1. Kareem Hunt	2017-22
2. Lenny Moore	1956-61
3. Christian McCaffrey	2017-22
4. Alvin Kamara	2017-22
5. David Johnson	2015-20
6. Abner Haynes	1960-65
7. Chuck Foreman	1973-78
8. Larry Brown	1969-74
9. Aaron Jones	2017-22
10. Austin Ekeler	2017-22

- Hunt has registered 32 career games with 50-plus scrimmage yards and a scrimmage touchdown since 2017 and his teams have gone **24-8** in those contests.
- Hunt has added 100 scrimmage yards and a touchdown 15 times and his teams are **12-3** in those games.
- Hunt has totaled 10 games with at least 50 scrimmage yards and two touchdowns in his career and his teams are **8-2** during those instances, as well as seven games with 100 scrimmage yards and a pair of touchdowns (**6-1**).
- He's fifth in the NFL among RBs with seven games consisting of at least one receiving touchdown and one rushing touchdown since 2017 (**6-1**).
- Hunt's teams' record when he scores a touchdown since he joined the league in 2017 is **26-9**.
- Hunt has notched 15 games with at least one receiving touchdown since he entered the league in 2017, **the fourth-most games by a running back since that time and tied for 16th among running backs in their first six years of experience since 1950**. Hunt's teams have gone 11-4 in those games.
- Hunt has posted two touchdowns in 11 career games, **tied for 11th in the NFL since 2017 among running backs (Josh Jacobs)**, and his teams are 9-2 in those contests.



CADE

- **K Cade York** put the first FG of his career through the uprights in Week 1, a 26-yarder in the second quarter to put the team up, 17-7. York also made on from 34, 36 and 58 yards out, breaking the team record for **most field goals made by a Brown in his first career game by two**. York's 58-yard game winner was the **longest by a Brown since 1984**.

- York's four field goals made **tied a Browns rookie record** for most in a single game (Austin Seibert in 2019).

- His game-winning 58-yard field goal was the **longest made FG by a rookie in their team's first game of the season in NFL history**.

- The 58-yarder also **tied for the second-longest made by a Brown in history** (Steve Cox, Dec. 4, 1983). York's 58-yard game-winning field goal **marked the second-longest game-winning field goal by a rookie in the final two minutes of regulation or in overtime in NFL history**, trailing only Jake Elliott (61-yard field goal with no time remaining on Sept. 24, 2017).

- He **set Browns rookie records** for points (107) and PATs (35), while finishing second in field goals made (24). He converted on four field goals of 50-plus yards, tied for third most by a Browns kicker in a season.



DPJ

- WR **Donovan Peoples-Jones** returned a punt 76 yards for a touchdown this year, the first of his first of career. It was the **first time a Brown has done so since Travis Benjamin took one 78 yards on Sept. 20, 2015**. He was **one of three players this season** with a punt return for TD.

- In Week 14, he caught a **career-high eight passes for a career-high 114 yards**.

- He's reached 839 receiving yards on 61 catches this year, **new career highs**, and tied a career high with three TD catches.

- In Week 11, he posted his **seventh straight game with 50 receiving yards**. The last time a Brown had **50 receiving yards in seven straight games** was Josh Gordon in 2013.

- He joined Stefon Diggs (nine), Ja'Marr Chase (nine), Chris Godwin (eight), CeeDee Lamb (eight), Chris Olave (seven), DeVonta Smith (eight), Amon-Ra St. Brown (10) and Travis Kelce (10) as the **only NFL players with a streak of at least 50 receiving yards in seven straight games** this year.

- Since being drafted by the Browns in the sixth round (No. 187 overall) of the 2020 NFL Draft, his 16.0 yards per reception ranks **third in the NFL among players with at least 75 catches** (Chiefs WR Marquez Valdes-Scantling, 17.9; Bills WR Gabe Davis, 16.8).



GRANT

- **S Grant Delpit led the team in interceptions with four**, along with 101 tackles. He was one of only three players in the NFL this year to have at least four interceptions and 100 tackles. His four picks were also the most by a Brown since Joe Schobert in 2019 (four).



CHIEF

- TE **David Njoku** reached **2,000 receiving yards** in Week 5, becoming one of just four tight ends in team history to accomplish the feat. Njoku's 19 career receiving touchdowns **are second on the Browns' all-time list** by a tight end. Njoku passed Gary Barnidge for the **fourth-most receiving yards** by a tight end in club history in Week 4. **Among tight ends in 2022**, Njoku was eighth in receiving yards (628), sixth in receptions per game (4.1), seventh in yards per game (44.9), tied for sixth in first downs (36) and eighth in yards after catch (320).



MJ

- CB **Martin Emerson** was third **among all players in their first year or younger** with 15 PDs. The 15 PDs were **the third most** by a Brown in his first season (since 1999) and are the **second most by a rookie Brown drafted in the third round or later** since Anthony Henry in 2001 (17).



COREY

- P **Corey Bojorquez** set the **franchise record** for punt average with 48.5 and recorded the second-best net average with 41.0.



KEVIN STEFANSKI HC

2020 NFL COACH OF THE YEAR

Kevin Stefanski was named the 18th full-time head coach in Cleveland Browns history on January 13, 2020. He spent the previous 14 seasons with the Minnesota Vikings, where he moved up the coaching ladder from assistant to the head coach to offensive coordinator.

During his first two seasons, Stefanski has led the Browns to 20 total wins, trailing only Hall of Famer Paul Brown (23 in 1950-51) and Blanton Collier (21 in 1963-64) for the most NFL wins by a Browns coach in his first two seasons. During the Browns 75-year history, the team has surpassed 6,000 scrimmage yards in a single season just five times, including both years under Stefanski.

In his first season with the Browns, Stefanski led the team to its first playoff appearance since 2002 and first playoff victory in 26 years. He notched the most wins (11) by a first-year Browns

head coach since Paul Brown had 12 in the team's inaugural season in 1946. Stefanski's 11 regular season wins were the most by a first-year head coach in 2020 and marked just the 11th time since 1970 a first-year coach has won 11 or more games. Stefanski was named the NFL Coach of the Year and joined Forrest Gregg (1976) as the second coach in franchise history to earn the honor.

Stefanski's first season was unlike any other in NFL history as he and the club had to navigate the new realities and protocols presented by the COVID-19 pandemic. During his first offseason program, he and the staff had to install a new offensive and defensive system entirely virtual. Stefanski and his coaching staff didn't meet most of the players in-person until training camp, which was completely revamped to adhere to the league's protocols. During the second half of the season, the Browns dealt with numerous stops and starts to their schedule, including complete closures of the team facility, because of positive COVID-19 tests.

Despite the new norms, Stefanski, who serves as the team's play-caller, helped the Browns offense to some of its best numbers in generations. Cleveland's 408 points were its second-most in franchise history, while the club also finished with its second-best total in scrimmage touchdowns (48) and tied for the second-most first downs (355). The Browns finished third in the league in rushing with an average of 148.4 yards per game (the team's best since 1978).

Stefanski helped several Browns earn individual honors as DE Myles Garrett and RT Jack Conklin were named first-team All-Pros by the Associated Press, while G Joel Bitonio and G Wyatt Teller each earned second team honors. Garrett, Bitonio and RB Nick Chubb were selected to the Pro Bowl.

He didn't just bring the team together on the field, he also brought them together in the community. As protests for social

justice erupted all across the country during the summer of 2020, Stefanski carved out meeting time to allow the players time to discuss how they felt in the moment. They were also given time off during the funeral of George Floyd, whose controversial death spurred the movement. Stefanski then empowered them to “get in the arena” and use their platform to make a difference however they saw fit.

In 2021, the Browns led the NFL in rushing average with a 5.09 mark, which helped Chubb finish second in the league in rushing yards. The club’s rush average was the highest by a Browns team since 1966. The team’s 6,090 scrimmage yards were the fourth-most by the club in a single-season.

Defensively, the Browns finished the season fifth in the NFL in total defense, marking just the third time since 1970 that the team has ranked in the top-five and the club’s highest finish since 1987. Garrett set the single-season franchise record with 16 sacks.

Stefanski helped five Browns earn Pro Bowl honors, the most by the team since 2013. Bitonio, Chubb, Garrett, Teller and CB Denzel Ward all earned Pro Bowl honors. Bitonio and Garrett also earned first team All-Pro honors, while Teller was named to the second team.

Stefanski joined the Vikings in 2006 as an assistant to the head coach and remained with the organization under three different head coaches. After serving as assistant quarterbacks coach from 2009-13, Stefanski spent two seasons (2014-15) coaching the tight ends and one season (2016) as running backs coach. From 2017-18, he coached the quarterbacks and added the role of interim offensive coordinator for the final three games before being named the team’s offensive coordinator in 2019.

In 2019, the Vikings posted a 10-6 record and earned their first road playoff win since January 9, 2005, after defeating the Saints, 26-20, in New Orleans. Three offensive players were selected to the Pro Bowl as RB Dalvin Cook and FB C.J. Ham were each named to their first career Pro Bowl with Cook voted a starter. QB Kirk Cousins was also named to the Pro Bowl.

In his first full year under Stefanski, Cousins set a single-season career high for passer rating with a 107.4 mark, fourth best in the NFL in 2019. Cousins also finished with a career-low six interceptions, while adding 26 touchdowns and a 69.1 completion percentage, fourth in the NFL in 2019. He set a Vikings record for completions in a season with 425 and finished with the second-most passing yards (4,298) and passer rating (107.4) in Vikings history.

With 1,135 rushing yards, Cook became the eighth player in Vikings history to rush for 1,000 yards in a single season and the first since Adrian Peterson in 2015. Despite missing the final two games of the season, Cook finished fourth in the NFL with 13 rushing touchdowns and seventh in scrimmage yards with 1,654.

WR Stefon Diggs set a career high with 1,130 receiving yards, giving him back-to-back 1,000-receiving yard seasons for the first time in his career. Diggs finished fourth in the NFL with an average of 17.9 yards per reception in 2019.

Stefanski was elevated from quarterbacks coach to interim offensive coordinator in Week 15 of the 2018 season and promptly guided the unit to two of its best showings of the season. In his first game calling plays, Minnesota scored a season-high 41 points and recorded 418 yards of offense en

route to a 41-17 victory over the Dolphins.

As quarterbacks coach in 2017, the Vikings were forced to go to their backup, Case Keenum, early in the season after starter Sam Bradford went down with an injury. Keenum, who had completed 58 percent of his passes previously owned a 9-15 career record as a starter, went on to complete nearly 68 percent of his throws with 22 touchdowns and seven interceptions while leading the Vikings to a record of 11-3.

In his lone season coaching the running backs in 2016, the Vikings battled injuries along the offensive line and to RB Adrian Peterson that caused the runner to miss 13 games. The running game leaned on veterans Jerick McKinnon and Matt Asiata as the duo combined for 941 yards and eight rushing touchdowns.

As tight ends coach, Stefanski helped develop Pro Bowl TE Kyle Rudolph. In 2015, his unit helped clear the way for Adrian Peterson to lead the NFL in rushing with 1,485 yards.

Stefanski was elevated to assistant quarterbacks coach in 2009, where he had a hands-on role in one of the most successful offensive seasons in Vikings history. Veteran QB Brett Favre signed with the team in mid-August and closed the season with 4,202 passing yards and 33 touchdowns. The Vikings finished the season 12-4 and won the NFC North.

Stefanski spent 2006-08 working directly with Head Coach Brad Childress on administrative duties and special projects. Stefanski first worked with Childress during Eagles training camp in 2005 as part of the team’s operations department.

Stefanski spent the 2005 season at his alma mater, Pennsylvania, as assistant director of football operations, coordinating all aspects of the Quakers’ day-to-day operations.

A team captain as a senior in 2003, Stefanski was part of one of the most successful stretches in the history of the Quaker football program. The team won three Ivy League titles (2000, 2002 and 2003), and went 10-0 in 2003 to become the first undefeated Penn team in a decade. During Stefanski’s tenure, the squad posted a 42-7 overall record and a 32-3 mark in Ivy League play.

Stefanski earned a bachelor’s degree in communications from Pennsylvania and attended St. Joseph’s Prep in Philadelphia.

In 2022, the Browns received inaugural John B. Wooten Award by the Fritz Pollard Alliance. The award honors NFL teams that embody workplace diversity, equity and inclusion across the hierarchy. The Browns have filled their business and football operations departments with multiple fellowships and minority hires that have helped the organization grow. Stefanski, along with EVP and GM Andrew Berry, created the Bill Willis Coaching Fellowship for a rising minority coach with a focus on the offensive side of the ball. Stefanski also hired Callie Brownson as Chief of Staff in 2020, who later became first woman to coach an NFL position group in a regular-season game.

The Stefanski family has made a name in athletics as Kevin’s father, Ed, was a basketball standout at Penn and works in the front office of the Detroit Pistons. He has previously held executive positions with the NBA’s New Jersey Nets, Philadelphia 76ers, Toronto Raptors and Memphis Grizzlies.

Stefanski and wife, Michelle, have a daughter and two sons.

2022 ALPHABETICAL ROSTER

NO	NAME	POS	HT	WT	DOB	AGE	EXP	COLLEGE	HOMETOWN	HOW ACO	GP/GS/DNP/IA
37	Bell, D'Anthony	S	6-1	211	10/17/96	26	R	West Florida	Covington, Ga.	FA -'22	16/2/0/1
18	Bell, David	WR	6-1	212	12/14/00	22	R	Purdue	Indianapolis, Ind.	D3c -'22	16/3/0/1
75	Bitonio, Joel	G	6-4	320	10/11/91	31	9	Nevada	Long Beach, Calif.	D2 -'14	17/17/0/0
13	Bojorquez, Corey	P	6-0	217	9/13/96	26	5	New Mexico	Bellflower, Calif.	UFA (G.B.) -'22	17/0/0/0
7	Brissett, Jacoby	QB	6-4	235	12/11/92	30	7	N.C. State	Palm Beach Gardens, Fla.	UFA (Mia.) -'22	16/12/1/0
84	Brown, Pharaoh	TE	6-6	258	5/4/94	28	5	Oregon	Lyndhurst, Ohio	FA -'22	15/7/0/1*
99	Bryan, Taven	DT	6-5	291	3/11/96	26	5	Florida	Casper, Wyo.	UFA (Jac.) -'22	16/16/0/1
88	Bryant, Harrison	TE	6-5	230	4/23/98	24	3	Florida Atlantic	Gray, Ga.	D4 -'20	17/9/0/0
40	Carter Jr., Jermaine	LB	6-0	265	1/14/95	28	5	Maryland	Rockville, Md.	FA -'22	7/1/0/0
24	Chubb, Nick	RB	5-11	227	12/27/95	27	5	Georgia	Cedartown, Ga.	D2b -'18	17/17/0/0
90	Clowney, Jadeveon	DE	6-5	255	2/14/93	29	9	South Carolina	Rock Hill, S.C.	UFA (Ten.) -'21	12/10/0/5
78	Conklin, Jack	T	6-6	308	8/17/94	28	7	Michigan State	Plainwell, Mich.	UFA (Ten.) -'20	14/14/0/3
2	Cooper, Amari	WR	6-1	211	6/17/94	28	8	Alabama	Miami, Fla.	Tr. (Dal.) -'22	17/17/0/0
16	Darden, Jaelon	WR	5-8	175	1/14/99	24	2	North Texas	Houston, Texas	W. (T.B.) -'22	14/0/0/3*
56	Davis, Tae	LB	6-0	222	8/14/96	26	4	Chattanooga	Oxford, Ala.	FA -'22	5/0/0/0
22	Delpit, Grant	S	6-3	208	9/20/98	24	3	Louisiana State	Houston, Texas	D2 -'20	17/16/0/0
96	Elliott, Jordan	DT	6-4	303	11/23/97	25	3	Missouri	Missouri City, Texas	D3a -'20	17/17/0/0
23	Emerson Jr., Martin	CB	6-2	201	9/27/00	22	R	Mississippi State	Pensacola, Fla.	D3a -'22	17/6/0/0
25	Felton Jr., Demetric	RB	5-9	190	7/16/98	24	2	UCLA	Memphis, Ten.	D6 -'21	8/2/0/9
42	Fields II, Tony	LB	6-0	222	6/18/99	23	2	West Virginia	Las Vegas, Nev.	D5a -'21	17/6/0/0
70	Forbes, Drew	G	6-5	308	1/18/97	26	3	Southeast Missouri State	Bonne Terre, Mo.	W. (Det.) -'22	10/0/2/3*
34	Ford, Jerome	RB	5-10	210	9/12/99	23	R	Cincinnati	Tampa, Fla.	D5 -'22	13/0/0/0
72	Froholdt, Hjalte	G	6-5	310	8/20/96	26	4	Arkansas	Svendborg, Denmark	FA -'21	17/6/0/0
95	Garrett, Myles	DE	6-4	272	12/29/95	27	6	Texas A&M	Arlington, Texas	D1a -'17	16/15/0/1
31	Graham Jr., Thomas	CB	5-11	197	6/26/99	23	1	Oregon	Rancho Cucamonga, Calif.	FA -'22	7/0/1/6
38	Green, A.J.	CB	6-2	198	6/9/98	24	2	Oklahoma State	DeSoto, Texas	FA -'21	17/1/0/0
33	Harrison Jr., Ronnie	S	6-3	214	4/18/97	25	5	Alabama	Tallahassee, Fla.	Tr. (Jax) -'20	16/5/1/0
74	Hubbard, Chris	T	6-4	295	4/23/91	31	9	UAB	Columbus, Ga.	UFA (Pit.) -'18	4/1/1/12
66	Hudson III, James	T	6-5	313	5/13/99	23	2	Cincinnati	Toledo, Ohio	D4a -'21	17/3/0/0
47	Hughlett, Charley	LS	6-4	248	5/16/90	32	8	Central Florida	Tampa, Fla.	FA -'14	17/0/0/0
27	Hunt, Kareem	RB	5-11	216	8/6/95	27	6	Toledo	Willoughby, Ohio	FA -'19	17/0/0/0
30	Johnson, D'Ernest	RB	5-10	208	2/27/96	26	4	South Florida	Immokalee, Fla.	FA -'19	15/0/0/2
43	Johnson III, John	S	6-1	208	12/19/95	27	6	Boston College	Hyattsville, Md.	UFA (LAR) -'21	17/17/0/0
54	Jones, Deion	LB	6-1	227	11/4/94	28	7	Louisiana State	New Orleans, La.	Tr. (Atl.) -'22	11/5/0/0
8	Mond, Kellen	QB	6-3	217	6/22/99	23	2	Texas A&M	San Antonio, Texas	W. (Min.) -'22	0/0/0/17
20	Newsome II, Greg	CB	6-0	192	5/18/00	22	2	Northwestern	Chicago, Ill.	D1 -'21	15/15/0/2
85	Njoku, David	TE	6-4	246	7/10/96	26	6	Miami (Fla.)	Cedar Grove, N.J.	D1c -'17	14/14/0/3
11	Peoples-Jones, Donovan	WR	6-2	204	2/19/99	23	3	Michigan	Detroit, Mich.	D6 -'20	17/14/0/0
55	Pocic, Ethan	C	6-6	320	8/5/95	27	6	Louisiana State	Lemont, Ill.	UFA (Sea.) -'22	13/13/0/0
19	Ragland, Reggie	LB	6-2	252	9/23/93	29	7	Alabama	Madison, Ala.	FA -'22	4/2/0/1
57	Stille, Ben	DT	6-4	300	11/12/97	25	R	Nebraska	Ashland, Neb.	FA -'22	7/1/0/2*
77	Teller, Wyatt	G	6-4	315	11/21/94	28	5	Virginia Tech	Bealeton, Va.	Tr. (Buf.) -'19	15/15/0/2
58	Thomas, Isaiah	DE	6-5	266	12/3/98	24	R	Oklahoma	Tulsa, Okla.	D7a -'22	10/0/1/6
93	Togiai, Tommy	DT	6-2	296	9/19/99	23	2	Ohio State	Pocatello, Idaho	D4b -'21	12/2/0/5
21	Ward, Denzel	CB	5-11	190	4/28/97	25	5	Ohio State	Macedonia, Ohio	D1b -'18	14/14/0/3
4	Watson, Deshaun	QB	6-3	223	9/14/95	27	6	Clemson	Gainesville, Ga.	Tr. (Hou.) -'22	6/6/0/0
26	Williams, Greedy	CB	6-2	185	12/3/97	25	4	Louisiana State	Shreveport, La.	D2 -'19	11/0/0/1
71	Wills Jr., Jetrick	T	6-4	307	5/17/99	23	3	Alabama	Lexington, Ky.	D1 -'20	17/17/0/0
97	Winfrey, Perrion	DT	6-4	290	8/15/00	22	R	Oklahoma	Maywood, Ill.	D4a -'22	13/0/0/4
69	Winovich, Chase	DE	6-3	251	4/19/95	27	4	Michigan	Jefferson Hills, Pa.	Tr. (N.E.) -'22	8/2/0/2
12	Woods II, Michael	WR	6-1	204	3/19/00	22	R	Oklahoma	Magnolia, Texas	D6 -'22	10/0/0/7
94	Wright, Alex	DE	6-5	267	9/5/00	22	R	UAB	Elba, Ala.	D3b -'22	17/5/0/0
3	York, Cade	K	6-1	206	1/27/01	21	R	Louisiana State	McKinney, Texas	D4b -'22	17/0/0/0
Reserve/Injured (15):											
52	Deaton, Dawson (knee, 8/16)	G	6-1	306	5/6/99	23	R	Texas Tech	Frisco, Texas	D7b -'22	0/0/0/0
68	Dunn, Michael (back, 11/19)	G	6-5	315	8/28/94	28	3	Maryland	Bethesda, Md.	FA -'20	8/2/0/1
9	Grant Sr., Jakeem (Achilles, 8/10)	WR	5-6	170	10/30/92	30	7	Texas Tech	Athens, Texas	UFA (Chi.) -'22	0/0/0/0
59	Haeg, Joe (concussion, 10/29)	T	6-6	304	3/11/93	29	7	North Dakota State	Lake Shore, Minn.	FA -'22	1/0/1/5
53	Harris, Nick (knee, 8/16)	C	6-1	293	11/13/98	24	3	Washington	Inglewood, Calif.	D5 -'20	0/0/0/0
81	James, Jesse (biceps, 9/20)	TE	6-7	247	6/4/94	28	8	Penn State	Glassport, Penn.	FA -'22	2/0/0/0
51	Kunaszyk, Jordan (hand, 12/31)	LB	6-3	235	10/15/96	26	4	California	Sacramento, Calif.	FA -'22	15/2/0/0
61	Odom, Chris (knee, 8/29)	DE	6-4	255	9/16/94	28	2	Arkansas State	Arlington, Texas	FA -'22	0/0/0/0
28	Owusu-Koramoah, Jeremiah (foot, 12/13)	LB	6-2	221	11/4/99	23	2	Notre Dame	Hampton, Va.	D2 -'21	11/10/0/2
50	Phillips, Jacob (pectoral, 10/26)	LB	6-3	228	4/1/99	23	3	Louisiana State	Nashville, Tenn.	D3b -'20	7/4/0/0
10	Schwartz, Anthony (concussion, 12/7)	WR	6-0	186	9/5/00	22	2	Auburn	Pembroke Pines, Fla.	D3 -'21	11/1/0/1
44	Takitaki, Sione (knee, 12/7)	LB	6-1	238	6/8/95	27	4	Brigham Young	Fontana, Calif.	D3 -'19	12/8/0/0
5	Walker Jr., Anthony (quad, 9/25)	LB	6-1	235	8/8/95	27	6	Northwestern	Miami, Fla.	UFA (Ind.) -'21	3/3/0/0
91	Weatherly, Stephen (knee, 8/6)	DE	6-5	265	3/19/94	28	7	Vanderbilt	Atlanta, Ga.	UFA (Den.) -'22	0/0/0/0
17	Weston, Isaiah (knee, 8/1)	WR	6-4	214	10/25/97	25	R	Northern Iowa	Albertville, Minn.	FA -'22	0/0/0/0
Practice Squad (13):											
17	Baldwin, Daylen	WR	6-2	212	11/24/99	23	R	Michigan	Southfield, Mich.	FA -'22	1/0/0/0
36	Bolden, Bubba	S	6-2	200	5/28/99	23	R	Miami (Fla.)	Las Vegas, Nev.	FA -'22	0/0/0/0
67	Cunningham, Myron	T	6-5	320	10/21/97	25	R	Arkansas	Warren, Ohio	FA -'22	0/0/0/0
86	Forristall, Miller	TE	6-5	245	3/11/98	24	1	Alabama	Cartersville, Ga.	FA -'22	4/0/0/1
82	Harley Jr., Mike	WR	5-10	180	12/13/97	25	R	Miami (Fla.)	Fort Lauderdale, Fla.	FA -'22	0/0/0/0
49	Jackson, Storey	LB	6-2	225	4/8/98	24	R	Liberty	Kansas City, Kansas	FA -'22	1/0/0/0
92	Kamara, Sam	DE	6-0	272	12/21/97	25	2	Stony Brook	Carteret, N.J.	FA -'22	1/0/0/0
41	Kelly Jr., John	RB	5-10	208	10/4/96	26	3	Tennessee	Detroit, Mich.	FA -'22	1/0/0/0
29	Miller, Herb	CB	6-1	201	11/11/97	25	2	Florida Atlantic	Miramar, Fla.	FA -'22	4/0/0/0
83	Mitchell-Paden, Zaire	TE	6-5	257	8/20/99	23	R	Florida Atlantic	Rockville, Md.	FA -'22	0/0/0/0
64	Perry II, Roderick	DT	6-1	304	12/3/97	25	R	Illinois	Raleigh, N.C.	FA -'22	2/0/2/0
15	Stevenson, Marquez	WR	5-10	180	3/26/98	24	2	Houston	Shreveport, La.	FA -'22	0/0/0/0
79	Wheatley Jr., Tyrone	T	6-6	320	2/4/97	25	1	Stony Brook	Buffalo, N.Y.	FA -'22	0/0/0/0
Practice Squad/Injured (1):											
62	Holden, Will (calf, 11/28)	T	6-7	312	9/14/93	29	5	Vanderbilt	Green Cove Springs, Fla.	FA -'22	0/0/0/0

*Brown appeared in three games with Houston, Darden appeared in 12 games with Tampa Bay, Forbes appeared in one game with Detroit, Mancz appeared in one game with Buffalo, Stille appeared in one game with Miami

2022 NUMERICAL ROSTER

NO	NAME	POS	HT	WT	DOB	AGE	EXP	COLLEGE	HOMETOWN	HOW ACQ	GP/GS/DNP/IA
2	Amari Cooper	WR	6-1	211	6/17/94	28	8	Alabama	Miami, Fla.	Tr. (Dal.) - '22	17/17/0/0
3	Cade York	K	6-1	206	1/27/01	21	R	Louisiana State	McKinney, Texas	D4b - '22	17/0/0/0
4	Deshawn Watson	QB	6-3	223	9/14/95	27	6	Clemson	Gainesville, Ga.	Tr. (Hou.) - '22	6/6/0/0
7	Jacoby Brissett	QB	6-4	235	12/11/92	30	7	N.C. State	Palm Beach Gardens, Fla.	UFA (Mia.) - '22	16/12/1/0
8	Kellen Mond	QB	6-3	217	6/22/99	23	2	Texas A&M	San Antonio, Texas	W. (Min.) - '22	0/0/0/17
11	Donovan Peoples-Jones	WR	6-2	204	2/19/99	23	3	Michigan	Detroit, Mich.	D6 - '20	17/14/0/0
12	Michael Woods II	WR	6-1	204	3/19/00	22	R	Oklahoma	Magnolia, Texas	D6 - '22	10/0/0/7
13	Corey Bojorquez	P	6-0	217	9/13/96	26	5	New Mexico	Bellflower, Calif.	UFA (G.B.) - '22	17/0/0/0
16	Jaelon Darden	WR	5-8	175	1/14/99	24	2	North Texas	Houston, Texas	W. (T.B.) - '22	14/0/0/3*
18	David Bell	WR	6-1	212	12/14/00	22	R	Purdue	Indianapolis, Ind.	D3c - '22	16/3/0/1
19	Reggie Ragland	LB	6-2	252	9/23/93	29	7	Alabama	Madison, Ala.	FA - '22	4/2/0/1
20	Greg Newsome II	CB	6-0	192	5/18/00	22	2	Northwestern	Chicago, Ill.	D1 - '21	15/15/0/2
21	Denzel Ward	CB	5-11	190	4/28/97	25	5	Ohio State	Macedonia, Ohio	D1b - '18	14/14/0/3
22	Grant Delpit	S	6-3	208	9/20/98	24	3	Louisiana State	Houston, Texas	D2 - '20	17/16/0/0
23	Martin Emerson Jr.	CB	6-2	201	9/27/00	22	R	Mississippi State	Pensacola, Fla.	D3a - '22	17/6/0/0
24	Nick Chubb	RB	5-11	227	12/27/95	27	5	Georgia	Cedartown, Ga.	D2b - '18	17/17/0/0
25	Demetric Felton Jr.	RB	5-9	190	7/16/98	24	2	UCLA	Memphis, Ten.	D6 - '21	8/2/0/9
26	Greedy Williams	CB	6-2	185	12/3/97	25	4	Louisiana State	Shreveport, La.	D2 - '19	11/0/0/1
27	Kareem Hunt	RB	5-11	216	8/6/95	27	6	Toledo	Willoughby, Ohio	FA - '19	17/0/0/0
30	D'Ernest Johnson	RB	5-10	208	2/27/96	26	4	South Florida	Immokalee, Fla.	FA - '19	15/0/0/2
31	Thomas Graham Jr.	CB	5-11	197	6/26/99	23	1	Oregon	Rancho Cucamonga, Calif.	FA - '22	7/0/1/6
33	Ronnie Harrison Jr.	S	6-3	214	4/18/97	25	5	Alabama	Tallahassee, Fla.	Tr. (Jax) - '20	16/5/1/0
34	Jerome Ford	RB	5-10	210	9/12/99	23	R	Cincinnati	Tampa, Fla.	D5 - '22	13/2/0/0
37	D'Anthony Bell	S	6-1	211	10/17/96	26	R	West Florida	Covington, Ga.	FA - '22	16/2/0/1
38	A.J. Green	CB	6-2	198	6/9/98	24	2	Oklahoma State	DeSoto, Texas	FA - '21	17/1/0/0
40	Jermaine Carter Jr.	LB	6-0	265	1/14/95	28	5	Maryland	Rockville, Md.	FA - '22	7/1/0/0
42	Tony Fields II	LB	6-0	222	6/18/99	23	2	West Virginia	Las Vegas, Nev.	D5a - '21	17/6/0/0
43	John Johnson III	S	6-1	208	12/19/95	27	6	Boston College	Hyattsville, Md.	UFA (LAR) - '21	17/17/0/0
47	Charley Hughlett	LS	6-4	248	5/16/90	32	8	Central Florida	Tampa, Fla.	FA - '14	17/0/0/0
54	Deion Jones	LB	6-1	227	11/4/94	28	7	Louisiana State	New Orleans, La.	Tr. (Atl.) - '22	11/5/0/0
55	Ethan Pocic	C	6-6	320	8/5/95	27	6	Louisiana State	Lemont, Ill.	UFA (Sea.) - '22	13/13/0/0
56	Tae Davis	LB	6-0	222	8/14/96	26	4	Chattanooga	Oxford, Ala.	FA - '22	5/0/0/0
57	Ben Stille	DT	6-4	300	11/12/97	25	R	Nebraska	Ashland, Neb.	FA - '22	7/1/0/2*
58	Isaiah Thomas	DE	6-5	266	12/3/98	24	R	Oklahoma	Tulsa, Okla.	D7a - '22	10/0/1/6
66	James Hudson III	T	6-5	313	5/13/99	23	2	Cincinnati	Toledo, Ohio	D4a - '21	17/3/0/0
69	Chase Winovich	DE	6-3	251	4/19/95	27	4	Michigan	Jefferson Hills, Pa.	Tr. (N.E.) - '22	8/2/0/2
70	Drew Forbes	G	6-5	308	1/18/97	25	3	Southeast Missouri State	Bonne Terre, Mo.	W. (Det.) - '22	10/0/2/3*
71	Jedrick Wills Jr.	T	6-4	307	5/17/99	23	3	Alabama	Lexington, Ky.	D1 - '20	17/17/0/0
72	Hjalte Froholdt	G	6-5	310	8/20/96	26	4	Arkansas	Svendborg, Denmark	FA - '21	17/6/0/0
74	Chris Hubbard	T	6-4	295	4/23/91	31	9	UAB	Columbus, Ga.	UFA (Pit.) - '18	4/1/1/12
75	Joel Bitonio	G	6-4	320	10/11/91	31	9	Nevada	Long Beach, Calif.	D2 - '14	17/17/0/0
77	Wyatt Teller	G	6-4	315	11/21/94	28	5	Virginia Tech	Beaeton, Va.	Tr. (Buf.) - '19	15/15/0/2
78	Jack Conklin	T	6-6	308	8/17/94	28	7	Michigan State	Plainwell, Mich.	UFA (Ten.) - '20	14/14/0/3
84	Pharaoh Brown	TE	6-6	258	5/4/94	28	5	Oregon	Lyndhurst, Ohio	FA - '22	15/7/0/1*
85	David Njoku	TE	6-4	246	7/10/96	26	6	Miami (Fla.)	Cedar Grove, N.J.	D1c - '17	14/14/0/3
88	Harrison Bryant	TE	6-5	230	4/23/98	24	3	Florida Atlantic	Gray, Ga.	D4 - '20	17/9/0/0
90	Jadeveon Clowney	DE	6-5	255	2/14/93	29	9	South Carolina	Rock Hill, S.C.	UFA (Ten.) - '21	12/10/0/5
93	Tommy Togiai	DT	6-2	296	9/19/99	23	2	Ohio State	Pocatello, Idaho	D4b - '21	12/2/0/5
94	Alex Wright	DE	6-5	267	9/5/00	22	R	UAB	Elba, Ala.	D3b - '22	17/5/0/0
95	Myles Garrett	DE	6-4	272	12/29/95	27	6	Texas A&M	Arlington, Texas	D1a - '17	16/15/0/1
96	Jordan Elliott	DT	6-4	303	11/23/97	25	3	Missouri	Missouri City, Texas	D3a - '20	17/17/0/0
97	Perrion Winfrey	DT	6-4	290	8/15/00	22	R	Oklahoma	Maywood, Ill.	D4a - '22	13/0/0/4
99	Taven Bryan	DT	6-5	291	3/11/96	26	5	Florida	Casper, Wyo.	UFA (Jac.) - '22	16/16/0/1
Reserve/Injured (15):											
5	Anthony Walker Jr. (quad, 9/25)	LB	6-1	235	8/8/95	27	6	Northwestern	Miami, Fla.	UFA (Ind.) - '21	3/3/0/0
9	Jakeem Grant Sr. (Achilles, 8/10)	WR	5-6	170	10/30/92	30	7	Texas Tech	Athens, Texas	UFA (Chi.) - '22	0/0/0/0
10	Anthony Schwartz (concussion, 12/7)	WR	6-0	186	9/5/00	22	2	Auburn	Pembroke Pines, Fla.	D3 - '21	11/1/0/1
17	Isaiah Weston (knee, 8/1)	WR	6-4	214	10/25/97	25	R	Northern Iowa	Albertville, Minn.	FA - '22	0/0/0/0
28	Jeremiah Owusu-Koramoah (foot, 12/13)	LB	6-2	221	11/4/99	23	2	Notre Dame	Hampton, Va.	D2 - '21	11/10/0/2
44	Sione Takitaki (knee, 12/7)	LB	6-1	238	6/8/95	27	4	Brigham Young	Fontana, Calif.	D3 - '19	12/8/0/0
50	Jacob Phillips (pectoral, 10/26)	LB	6-3	228	4/1/99	23	3	Louisiana State	Nashville, Tenn.	D3b - '20	7/4/0/0
51	Jordan Kunaszuk (hand, 12/31)	LB	6-3	235	10/15/96	26	4	California	Sacramento, Calif.	FA - '22	15/2/0/0
52	Dawson Deaton (knee, 8/16)	G	6-1	306	5/6/99	23	R	Texas Tech	Frisco, Texas	D7b - '22	0/0/0/0
53	Nick Harris (knee, 8/16)	C	6-1	293	11/13/98	24	3	Washington	Inglewood, Calif.	D5 - '20	0/0/0/0
59	Joe Haeg (concussion, 10/29)	T	6-6	304	3/11/93	29	7	North Dakota State	Lake Shore, Minn.	FA - '22	1/0/1/5
61	Chris Odom (knee, 8/29)	DE	6-4	255	9/16/94	28	2	Arkansas State	Arlington, Texas	FA - '22	0/0/0/0
68	Michael Dunn (back, 11/19)	G	6-5	315	8/28/94	28	3	Maryland	Bethesda, Md.	FA - '20	8/2/0/1
81	Jesse James (biceps, 9/20)	TE	6-7	247	6/4/94	28	8	Penn State	Glassport, Penn.	FA - '22	2/0/0/0
91	Stephen Weatherly (knee, 8/6)	DE	6-5	265	3/19/94	28	7	Vanderbilt	Atlanta, Ga.	UFA (Den.) - '22	0/0/0/0
Practice Squad (13):											
15	Marquez Stevenson	WR	5-10	180	3/26/98	24	2	Houston	Shreveport, La.	FA - '22	0/0/0/0
17	Daylen Baldwin	WR	6-2	212	11/24/99	23	R	Michigan	Southfield, Mich.	FA - '22	1/0/0/0
29	Herb Miller	CB	6-1	201	11/11/97	25	2	Florida Atlantic	Miramar, Fla.	FA - '22	4/0/0/0
36	Bubba Bolden	S	6-2	200	5/28/99	23	R	Miami (Fla.)	Las Vegas, Nev.	FA - '22	0/0/0/0
41	John Kelly Jr.	RB	5-10	208	10/4/96	26	3	Tennessee	Detroit, Mich.	FA - '22	1/0/0/0
49	Storey Jackson	LB	6-2	225	4/8/98	24	R	Liberty	Kansas City, Kansas	FA - '22	1/0/0/0
64	Roderick Perry II	DT	6-1	304	12/3/97	25	R	Illinois	Raleigh, N.C.	FA - '22	2/0/2/0
67	Myron Cunningham	T	6-5	320	10/21/97	25	R	Arkansas	Warren, Ohio	FA - '22	0/0/0/0
79	Tyrone Wheatley Jr.	T	6-6	320	2/4/97	25	1	Stony Brook	Buffalo, N.Y.	FA - '22	0/0/0/0
82	Mike Harley Jr.	WR	5-10	180	12/13/97	25	R	Miami (Fla.)	Fort Lauderdale, Fla.	FA - '22	0/0/0/0
83	Zaire Mitchell-Paden	TE	6-5	257	8/20/99	23	R	Florida Atlantic	Rockville, Md.	FA - '22	0/0/0/0
86	Miller Forristall	TE	6-5	245	3/11/98	24	1	Alabama	Cartersville, Ga.	FA - '22	4/0/0/1
92	Sam Kamara	DE	6-0	272	12/21/97	25	2	Stony Brook	Carteret, N.J.	FA - '22	1/0/0/0
Practice Squad/Injured (1):											
62	Will Holden	T	6-7	312	9/14/93	29	5	Vanderbilt	Green Cove Springs, Fla.	FA - '22	0/0/0/0

*Brown appeared in three games with Houston, Darden appeared in 12 games with Tampa Bay, Forbes appeared in one game with Detroit, Manzc appeared in one game with Buffalo, Stille appeared in one game with Miami

2022 ROSTER BY POSITION

QUARTERBACKS (4)		POS	HT	WT	DOB	AGE	EXP	COLLEGE	HOMETOWN	HOW ACO
7	Brissett, Jacoby	QB	6-4	235	12/11/92	30	7	N.C. State	Palm Beach Gardens, Fla.	UFA (Mia.) - '22
8	Mond, Kellen	QB	6-3	217	6/22/99	23	2	Texas A&M	San Antonio, Texas	W. (Min.) - '22
4	Watson, Deshaun	QB	6-3	223	9/14/95	27	6	Clemson	Gainesville, Ga.	Tr. (Hou.) - '22
RUNNING BACKS (5)										
24	Chubb, Nick	RB	5-11	227	12/27/95	27	5	Georgia	Cedartown, Ga.	D2b - '18
25	Felton Jr., Demetric	RB	5-9	190	7/16/98	24	2	UCLA	Memphis, Ten.	D6 - '21
34	Ford, Jerome	RB	5-10	210	9/12/99	23	R	Cincinnati	Tampa, Fla.	D5 - '22
27	Hunt, Kareem	RB	5-11	216	8/6/95	27	6	Toledo	Willoughby, Ohio	FA - '19
30	Johnson, D'Ernest	RB	5-10	208	2/27/96	26	4	South Florida	Immokalee, Fla.	FA - '19
WIDE RECEIVERS (8)										
18	Bell, David	WR	6-1	212	12/14/00	22	R	Purdue	Indianapolis, Ind.	D3c - '22
2	Cooper, Amari	WR	6-1	211	6/17/94	28	8	Alabama	Miami, Fla.	Tr. (Dal.) - '22
16	Darden, Jaelon	WR	5-8	175	1/14/99	24	2	North Texas	Houston, Texas	W. (T.B.) - '22
* 12	Grant Sr., Jakeem	WR	5-6	170	10/30/92	30	7	Texas Tech	Athens, Texas	UFA (Chi.) - '22
11	Peoples-Jones, Donovan	WR	6-2	204	2/19/99	23	3	Michigan	Detroit, Mich.	D6 - '20
* 10	Schwartz, Anthony	WR	6-0	186	9/5/00	22	2	Auburn	Pembroke Pines, Fla.	D3 - '21
* 17	Weston, Isaiah	WR	6-4	214	10/25/97	25	R	Northern Iowa	Albertville, Minn.	FA - '22
12	Woods II, Michael	WR	6-1	204	3/19/00	22	R	Oklahoma	Magnolia, Texas	D6 - '22
TIGHT ENDS (4)										
84	Brown, Pharaoh	TE	6-6	258	5/4/94	28	5	Oregon	Lyndhurst, Ohio	FA - '22
88	Bryant, Harrison	TE	6-5	230	4/23/98	24	3	Florida Atlantic	Gray, Ga.	D4 - '20
* 81	James, Jesse	TE	6-7	247	6/4/94	28	8	Penn State	Glassport, Penn.	FA - '22
85	Njoku, David	TE	6-4	246	7/10/96	26	6	Miami (Fla.)	Cedar Grove, N.J.	D1c - '17
OFFENSIVE LINEMEN (13)										
75	Bitonio, Joel	G	6-4	320	10/11/91	31	9	Nevada	Long Beach, Calif.	D2 - '14
78	Conklin, Jack	T	6-6	308	8/17/94	28	7	Michigan State	Plainwell, Mich.	UFA (Ten.) - '20
* 52	Deaton, Dawson	G	6-1	306	5/6/99	23	R	Texas Tech	Frisco, Texas	D7b - '22
* 68	Dunn, Michael	G	6-5	315	8/28/94	28	3	Maryland	Bethesda, Md.	FA - '20
70	Forbes, Drew	G	6-5	308	1/18/97	26	3	Southeast Missouri State	Bonne Terre, Mo.	W. (Det.) - '22
72	Froholdt, Hjalte	G	6-5	310	8/20/96	26	4	Arkansas	Svendborg, Denmark	FA - '22
* 59	Haeg, Joe	T	6-6	304	3/11/93	29	7	North Dakota State	Lake Shore, Minn.	FA - '212
* 53	Harris, Nick	C	6-1	293	11/13/98	24	3	Washington	Inglewood, Calif.	D5 - '20
74	Hubbard, Chris	T	6-4	295	4/23/91	31	9	UAB	Columbus, Ga.	UFA (Pit.) - '18
66	Hudson III, James	T	6-5	313	5/13/99	23	2	Cincinnati	Toledo, Ohio	D4a - '21
55	Pocic, Ethan	C	6-6	320	8/5/95	27	6	Louisiana State	Lemont, Ill.	UFA (Sea.) - '22
77	Teller, Wyatt	G	6-4	315	11/21/94	28	5	Virginia Tech	Beaeton, Va.	Tr. (Buf.) - '19
71	Wills Jr., Jedrick	T	6-4	307	5/17/99	23	3	Alabama	Lexington, Ky.	D1 - '20
DEFENSIVE LINEMEN (12)										
99	Bryan, Taven	DT	6-5	291	3/11/96	26	5	Florida	Casper, Wyo.	UFA (Jac.) - '22
90	Clowney, Jadeveon	DE	6-5	255	2/14/93	29	9	South Carolina	Rock Hill, S.C.	UFA (Ten.) - '21
96	Elliott, Jordan	DT	6-4	303	11/23/97	25	3	Missouri	Missouri City, Texas	D3a - '20
95	Garrett, Myles	DE	6-4	272	12/29/95	27	6	Texas A&M	Arlington, Texas	D1a - '17
* 61	Odom, Chris	DE	6-4	255	9/16/94	28	2	Arkansas State	Arlington, Texas	FA - '22
57	Stille, Ben	DT	6-4	300	11/12/97	25	R	Nebraska	Ashland, Neb.	FA - '22
58	Thomas, Isaiah	DE	6-5	266	12/3/98	24	R	Oklahoma	Tulsa, Okla.	D7a - '22
93	Togiai, Tommy	DT	6-2	296	9/19/99	23	2	Ohio State	Pocatello, Idaho	D4b - '21
* 91	Weatherly, Stephen	DE	6-5	265	3/19/94	28	7	Vanderbilt	Atlanta, Ga.	UFA (Den.) - '22
97	Winfrey, Perrion	DT	6-4	290	8/15/00	22	R	Oklahoma	Maywood, Ill.	D4a - '22
69	Winovich, Chase	DE	6-3	251	4/19/95	27	4	Michigan	Jefferson Hills, Pa.	Tr. (N.E.) - '22
94	Wright, Alex	DE	6-5	267	9/5/00	22	R	UAB	Elba, Ala.	D3b - '22
LINEBACKERS (10)										
40	Carter Jr., Jermaine	LB	6-0	265	1/14/95	28	5	Maryland	Rockville, Md.	FA - '22
56	Davis, Tae	LB	6-0	222	8/14/96	26	4	Chattanooga	Oxford, Ala.	FA - '22
42	Fields II, Tony	LB	6-0	222	6/18/99	23	2	West Virginia	Las Vegas, Nev.	D5a - '21
54	Jones, Deion	LB	6-1	227	11/4/94	28	7	Louisiana State	New Orleans, La.	Tr. (Atl.) - '22
* 51	Kunaszyk, Jordan	LB	6-3	235	10/15/96	26	4	California	Sacramento, Calif.	FA - '22
* 28	Owusu-Koramoah, Jeremiah	LB	6-2	221	11/4/99	23	2	Notre Dame	Hampton, Va.	D2 - '21
* 50	Phillips, Jacob	LB	6-3	228	4/1/99	23	3	Louisiana State	Nashville, Tenn.	D3b - '20
19	Ragland, Reggie	LB	6-2	252	9/23/93	29	7	Alabama	Madison, Ala.	FA - '22
* 44	Takitaki, Sione	LB	6-1	238	6/8/95	27	4	Brigham Young	Fontana, Calif.	D3 - '19
* 5	Walker Jr., Anthony	LB	6-1	235	8/8/95	27	6	Northwestern	Miami, Fla.	UFA (Ind.) - '21
DEFENSIVE BACKS (10)										
37	Bell, D'Anthony	S	6-1	211	10/17/96	26	R	West Florida	Covington, Ga.	FA - '22
22	Delpit, Grant	S	6-3	208	9/20/98	24	3	Louisiana State	Houston, Texas	D2 - '20
23	Emerson Jr., Martin	CB	6-2	201	9/27/00	22	R	Mississippi State	Pensacola, Fla.	D3a - '22
31	Graham Jr., Thomas	CB	5-11	197	6/26/99	23	1	Oregon	Rancho Cucamonga, Calif.	FA - '22
38	Green, A.J.	CB	6-2	198	6/9/98	24	2	Oklahoma State	DeSoto, Texas	FA - '21
33	Harrison Jr., Ronnie	S	6-3	214	4/18/97	25	5	Alabama	Tallahassee, Fla.	Tr. (Jax) - '20
43	Johnson III, John	S	6-1	208	12/19/95	27	6	Boston College	Hyattsville, Md.	UFA (LAR) - '21
20	Newsome II, Greg	CB	6-0	192	5/18/00	22	2	Northwestern	Chicago, Ill.	D1 - '21
21	Ward, Denzel	CB	5-11	190	4/28/97	25	5	Ohio State	Macedonia, Ohio	D1b - '18
26	Williams, Greedy	CB	6-2	185	12/3/97	25	4	Louisiana State	Shreveport, La.	D2 - '19
SPECIALISTS (3)										
13	Bojorquez, Corey	P	6-0	217	9/13/96	26	5	New Mexico	Bellflower, Calif.	UFA (G.B.) - '22
47	Hughlett, Charley	LS	6-4	248	5/16/90	32	8	Central Florida	Tampa, Fla.	FA - '14
3	York, Cade	K	6-1	206	1/27/01	21	R	Louisiana State	McKinney, Texas	D4b - '22

2022 ROSTER BY EXPERIENCE

	NO	NAME	POS	HT	WT	DOB	AGE	EXP	COLLEGE	HOMETOWN	HOW ACQ
9th Year (3)	75	Bitonio, Joel	G	6-4	320	10/11/91	31	9	Nevada	Long Beach, Calif.	D2 - '14
	90	Clowney, Jadeveon	DE	6-5	255	2/14/93	29	9	South Carolina	Rock Hill, S.C.	UFA (Ten.) - '21
	74	Hubbard, Chris	T	6-4	295	4/23/91	31	9	UAB	Columbus, Ga.	UFA (Pit.) - '18
8th Year (3)	2	Cooper, Amari	WR	6-1	211	6/17/94	28	8	Alabama	Miami, Fla.	Tr. (Dal.) - '22
	47	Hughlett, Charley	LS	6-4	248	5/16/90	32	8	Central Florida	Tampa, Fla.	FA - '14
	* 81	James, Jesse	TE	6-7	247	6/4/94	28	8	Penn State	Glassport, Penn.	FA - '22
7th Year (7)	7	Brissett, Jacoby	QB	6-4	235	12/11/92	30	7	N.C. State	Palm Beach Gardens, Fla.	UFA (Mia.) - '22
	78	Conklin, Jack	T	6-6	308	8/17/94	28	7	Michigan State	Plainwell, Mich.	UFA (Ten.) - '20
	* 9	Grant Sr., Jakeem	WR	5-6	170	10/30/92	30	7	Texas Tech	Athens, Texas	UFA (Chi.) - '22
	* 59	Haeg, Joe	T	6-6	304	3/11/93	29	7	North Dakota State	Lake Shore, Minn.	FA - '22
	54	Jones, Deion	LB	6-1	227	11/4/94	28	7	Louisiana State	New Orleans, La.	Tr. (Atl.) - '22
	19	Ragland, Reggie	LB	6-2	252	9/23/93	29	7	Alabama	Madison, Ala.	FA - '22
* 91	Weatherly, Stephen	DE	6-5	265	3/19/94	28	7	Vanderbilt	Atlanta, Ga.	UFA (Den.) - '22	
6th Year (7)	95	Garrett, Myles	DE	6-4	272	12/29/95	27	6	Texas A&M	Arlington, Texas	D1a - '17
	27	Hunt, Kareem	RB	5-11	216	8/6/95	27	6	Toledo	Willoughby, Ohio	FA - '19
	43	Johnson III, John	S	6-1	208	12/19/95	27	6	Boston College	Hyattsville, Md.	UFA (LAR) - '21
	85	Njoku, David	TE	6-4	246	7/10/96	26	6	Miami (Fla.)	Cedar Grove, N.J.	D1c - '17
	55	Pocic, Ethan	C	6-6	320	8/5/95	27	6	Louisiana State	Lemont, Ill.	UFA (Sea.) - '22
	* 5	Walker Jr., Anthony	LB	6-1	235	8/8/95	27	6	Northwestern	Miami, Fla.	UFA (Ind.) - '21
4	Watson, Deshaun	QB	6-3	223	9/14/95	27	6	Clemson	Gainesville, Ga.	Tr. (Hou.) - '22	
5th Year (8)	13	Bojorquez, Corey	P	6-0	217	9/13/96	26	5	New Mexico	Bellflower, Calif.	UFA (G.B.) - '22
	84	Brown, Pharaoh	TE	6-6	258	5/4/94	28	5	Oregon	Lyndhurst, Ohio	FA - '22
	99	Bryan, Taven	DT	6-5	291	3/11/96	26	5	Florida	Casper, Wyo.	UFA (Jac.) - '22
	40	Carter Jr., Jermaine	LB	6-0	265	1/14/95	28	5	Maryland	Rockville, Md.	FA - '22
	24	Chubb, Nick	RB	5-11	227	12/27/95	27	5	Georgia	Cedartown, Ga.	D2b - '18
	33	Harrison Jr., Ronnie	S	6-3	214	4/18/97	25	5	Alabama	Tallahassee, Fla.	Tr. (Jax) - '20
	77	Teller, Wyatt	G	6-4	315	11/21/94	28	5	Virginia Tech	Bealeton, Va.	Tr. (Buf.) - '19
	21	Ward, Denzel	CB	5-11	190	4/28/97	25	5	Ohio State	Macedonia, Ohio	D1b - '18
4th Year (7)	56	Davis, Tae	LB	6-0	222	8/14/96	26	4	Chattanooga	Oxford, Ala.	FA - '22
	72	Froholdt, Hjalte	G	6-5	310	8/20/96	26	4	Arkansas	Svendborg, Denmark	FA - '22
	30	Johnson, D'Ernest	RB	5-10	208	2/27/96	26	4	South Florida	Immokalee, Fla.	FA - '19
	* 51	Kunasyk, Jordan	LB	6-3	235	10/15/96	26	4	California	Sacramento, Calif.	FA - '22
	* 44	Takitaki, Sione	LB	6-1	238	6/8/95	27	4	Brigham Young	Fontana, Calif.	D3 - '19
	26	Williams, Greedy	CB	6-2	185	12/3/97	25	4	Louisiana State	Shreveport, La.	D2 - '19
	69	Winovich, Chase	DE	6-3	251	4/19/95	27	4	Michigan	Jefferson Hills, Pa.	Tr. (N.E.) - '22
3rd Year (9)	88	Bryant, Harrison	TE	6-5	230	4/23/98	24	3	Florida Atlantic	Gray, Ga.	D4 - '20
	22	Delpit, Grant	S	6-3	208	9/20/98	24	3	Louisiana State	Houston, Texas	D2 - '20
	* 68	Dunn, Michael	G	6-5	315	8/28/94	28	3	Maryland	Bethesda, Md.	FA - '20
	96	Elliott, Jordan	DT	6-4	303	11/23/97	25	3	Missouri	Missouri City, Texas	D3a - '20
	70	Forbes, Drew	G	6-5	308	1/18/97	26	3	Southeast Missouri State	Bonne Terre, Mo.	W. (Det.) - '22
	* 53	Harris, Nick	C	6-1	293	11/13/98	24	3	Washington	Inglewood, Calif.	D5 - '20
	11	Peoples-Jones, Donovan	WR	6-2	204	2/19/99	23	3	Michigan	Detroit, Mich.	D6 - '20
	* 50	Phillips, Jacob	LB	6-3	228	4/1/99	23	3	Louisiana State	Nashville, Tenn.	D3b - '20
71	Wills Jr., Jedrick	T	6-4	307	5/17/99	23	3	Alabama	Lexington, Ky.	D1 - '20	
2nd Year (11)	16	Darden, Jaelon	WR	5-8	175	1/14/99	24	2	North Texas	Houston, Texas	W. (T.B.) - '22
	25	Felton Jr., Demetric	RB	5-9	190	7/16/98	24	2	UCLA	Memphis, Ten.	D6 - '21
	42	Fields II, Tony	LB	6-0	222	6/18/99	23	2	West Virginia	Las Vegas, Nev.	D5a - '21
	38	Green, A.J.	CB	6-2	198	6/9/98	24	2	Oklahoma State	DeSoto, Texas	FA - '21
	66	Hudson III, James	T	6-5	313	5/13/99	23	2	Cincinnati	Toledo, Ohio	D4a - '21
	8	Mond, Kellen	QB	6-3	217	6/22/99	23	2	Texas A&M	San Antonio, Texas	W. (Min.) - '22
	20	Newsome II, Greg	CB	6-0	192	5/18/00	22	2	Northwestern	Chicago, Ill.	D1 - '21
	* 61	Odom, Chris	DE	6-4	255	9/16/94	28	2	Arkansas State	Arlington, Texas	FA - '22
	* 28	Owusu-Koramoah, Jeremiah	LB	6-2	221	11/4/99	23	2	Notre Dame	Hampton, Va.	D2 - '21
	* 10	Schwartz, Anthony	WR	6-0	186	9/5/00	22	2	Auburn	Pembroke Pines, Fla.	D3 - '21
93	Togiai, Tommy	DT	6-2	296	9/19/99	23	2	Ohio State	Pocatello, Idaho	D4b - '21	
1st Year (1)	31	Graham Jr., Thomas	CB	5-11	197	6/26/99	23	1	Oregon	Rancho Cucamonga, Calif.	FA - '22
Rookie (12)	37	Bell, D'Anthony	S	6-1	211	10/17/96	26	R	West Florida	Covington, Ga.	FA - '22
	18	Bell, David	WR	6-1	212	12/14/00	22	R	Purdue	Indianapolis, Ind.	D3c - '22
	* 52	Deaton, Dawson	G	6-1	306	5/6/99	23	R	Texas Tech	Frisco, Texas	D7b - '22
	23	Emerson Jr., Martin	CB	6-2	201	9/27/00	22	R	Mississippi State	Pensacola, Fla.	D3a - '22
	34	Ford, Jerome	RB	5-10	210	9/12/99	23	R	Cincinnati	Tampa, Fla.	D5 - '22
	57	Stille, Ben	DT	6-4	300	11/12/97	25	R	Nebraska	Ashland, Neb.	FA - '22
	58	Thomas, Isaiah	DE	6-5	266	12/3/98	24	R	Oklahoma	Tulsa, Okla.	D7a - '22
	* 17	Weston, Isaiah	WR	6-4	214	10/25/97	25	R	Northern Iowa	Albertville, Minn.	FA - '22
	97	Winfrey, Perrion	DT	6-4	290	8/15/00	22	R	Oklahoma	Maywood, Ill.	D4a - '22
	12	Woods II, Michael	WR	6-1	204	3/19/00	22	R	Oklahoma	Magnolia, Texas	D6 - '22
	94	Wright, Alex	DE	6-5	267	9/5/00	22	R	UAB	Elba, Ala.	D3b - '22
	3	York, Cade	K	6-1	206	1/27/01	21	R	Louisiana State	McKinney, Texas	D4b - '22

* Denotes player on a reserve list

HOW THE 2022 BROWNS WERE BUILT

YEAR	1st Round Pick	2nd Round Pick	3rd Round Pick	4th Round Pick	5th Round Pick	6th Round Pick	7th Round Pick	Unrestricted Free Agent	Undrafted Free Agent	Street Free Agent	Trade	Waiver
2022			Martin Emerson Jr. Alex Wright David Bell	Perion Winfrey Cade York	Jerome Ford	Michael Woods	Isalah Thomas *Dawson Deaton	Jacoby Brissett (Mia.) Corey Bojorquez (G.B.) *Taven Bryan (Uc.) *Jakeem Grant Sr. (Ch.) Ethan Potic (Sea.) *Stephen Weatherly (Den.)	D'Anthony Bell *Isiah Weston	Pharaoh Brown Jermaine Carter Jr. Tae Davis Hjalte Froholdt Thomas Graham Jr. *Joe Haeg *Jesse James *Jordan Kunaszyk Reggie Ragland *Chris Odum Ben Stille	Anaari Cooper (Dal.) Deion Jones (Alt.) Deshawn Watson (Hou.) Chase Winovich (N.E.)	Jaelen Darden (T.B.) Drew Forbes (Del.) Kellen Mond (Min.)
2021	Greg Newsome II	*Jeremiah Owusu-Koramoah	*Anthony Schwartz	James Hudson III Tommy Togial	Tony Fields II	Demetric Felton Jr.	Jadeveon Clowney (Ten.) John Johnson III (LAF) *Anthony Walker Jr. (Ind.) Jack Conklin (Ten.)		A.J. Green			
2020	Jedrick Wills Jr.	Grant Delpit	Jordan Elliott *Jacob Phillips *Stone Taliballi	Harrison Bryant	*Nick Harris	Donovan Peoples-Jones				*Michael Dunn	Ronnie Harrison Jr. (Jax)	
2019		Greedy Williams Nick Chubb							D'Ernest Johnson	Kareem Hunt	Wyatt Teller (Buf.)	
2018	Denzel Ward											
2017	Myles Garrett David Njoku											
2014		Joel Bitonio										Charley Hughlett

* Denotes player on a reserve list

Roster breakdown:

30 draft picks (5 first round picks, 5 2nd round picks, 7 3rd round picks, 5 4th round picks, 3 5th round picks, 3 6th round picks, 2 7th round picks),
 30 free agents (11 unrestricted free agents, 3 undrafted free agents, 16 street free agents),
 6 via trade,
 3 via waivers.

OFFENSE

WR	2 Amari Cooper	25 Demetric Felton Jr.	<u>12 Michael Woods II</u>
LT	71 Jedrick Wills Jr.	66 James Hudson III	
LG	75 Joel Bitonio	70 Drew Forbes	
C	55 Ethan Pocic		
RG	77 Wyatt Teller	72 Hjalte Froholdt	
RT	78 Jack Conklin	74 Chris Hubbard	
TE	85 David Njoku		
WR	11 Donovan Peoples-Jones	<u>18 David Bell</u>	16 Jaelon Darden
QB	4 Deshaun Watson	7 Jacoby Brissett	8 Kellen Mond
RB	24 Nick Chubb	27 Kareem Hunt	30 D'Ernest Johnson
TE	88 Harrison Bryant	84 Pharaoh Brown	<u>34 Jerome Ford</u>

DEFENSE

DE	95 Myles Garrett	<u>58 Isaiah Thomas</u>	69 Chase Winovich
DT	96 Jordan Elliott	93 Tommy Togiai	<u>57 Ben Stille</u>
DT	99 Taven Bryan	<u>97 Perrion Winfrey</u>	
DE	90 Jadeveon Clowney	<u>94 Alex Wright</u>	
WILL	54 Deion Jones	56 Tae Davis	
MIKE	19 Reggie Ragland	40 Jermaine Carter Jr.	
SAM	42 Tony Fields II		
CB	21 Denzel Ward	26 Greedy Williams	38 A.J. Green
CB	20 Greg Newsome II	<u>23 Martin Emerson Jr.</u>	31 Thomas Graham Jr.
SS	22 Grant Delpit	33 Ronnie Harrison Jr.	
FS	43 John Johnson III	<u>37 D'Anthony Bell</u>	

SPECIAL TEAMS

P	13 Corey Bojorquez
K	<u>3 Cade York</u>
H	13 Corey Bojorquez
KR	<u>34 Jerome Ford</u>
PR	11 Donovan Peoples-Jones
LS	47 Charley Hughlett

Rookies are underlined

Injured players are in [brackets]

PRONUNCIATION GUIDE

Joel Bitonio	buh-TONE-ee-oh	Charley Hughlett	HEW-lit
Corey Bojorquez	boh-HOR-kez	David Njoku	nuh-JOE-koo
Jadeveon Clowney	JUH-deh-VEE-uhn	Ben Stille	still-EE
Demetric Felton	duh-ME-trick	Tommy Togiai	TOE-ghee-eye
Hjalte Froholdt	YELL-duh FRO-holt	Perrion Winfrey	PAIR-ee-ahn

2022 TRANSACTIONS

Jan. 10	Signed TE Miller Forristall to the Reserve/Future list. Signed G Hjalte Froholdt to the Reserve/Future list. Signed TE Nick Guggemos to the Reserve/Future list. Signed CB Nate Meadors to the Reserve/Future list. Signed G David Moore to the Reserve/Future list. Signed FB Johnny Stanton IV to the Reserve/Future list. Signed T Alex Taylor to the Reserve/Future list. Signed DE Curtis Weaver to the Reserve/Future list.
Jan. 11	Signed K Chris Blewitt to the Reserve/Future list. Signed LB Willie Harvey Jr. to the Reserve/Future list. Signed T Elijah Nkansah to the Reserve/Future list.
Jan. 13	Signed CB Herb Miller to the Reserve/Future list.
Jan. 19	Signed RB John Kelly Jr. to the Reserve/Future list.
Feb. 1	Signed P Joseph Charlton to the Reserve/Future list.
March 7	Designated TE David Njoku as franchise player. Tendered WR Ja'Marcus Bradley as exclusive rights free agent. Tendered G Michael Dunn as exclusive rights free agent. Tendered OL Blake Hance as exclusive rights free agent.
March 14	Tendered restricted free agent RB D'Ernest Johnson. Terminated contract of WR Jarvis Landry.
March 15	Terminated contract of C JC Tretter.
March 16	Traded 2022 5th round pick and 2022 6th round pick to Dallas for WR Amari Cooper and 2022 6th round pick. Traded LB Mack Wilson Sr. to New England for DE Chase Winovich. Agreed to terms with unrestricted free agent DT Taven Bryan. Agreed to terms with unrestricted free agent WR Jakeem Grant Sr. Agreed to terms with T Chris Hubbard. Agreed to terms with LB Anthony Walker Jr.
March 17	Terminated contract of TE Austin Hooper.
March 20	Traded 2022 1st, 2022 4th, 2023 1st, 2023 3rd, 2024 1st and 2024 4th round picks to Houston for QB Deshaun Watson and 2024 6th round pick. Traded QB Case Keenum to Buffalo for 2022 7th round pick.
March 25	Signed unrestricted free agent QB Jacoby Brissett.
April 4	Signed unrestricted free agent P Corey Bojorquez.
April 5	Re-signed unrestricted free agent K Chase McLaughlin.
April 6	Signed unrestricted free agent C Ethan Pocic.
April 12	Re-signed unrestricted free agent S Ronnie Harrison Jr.
April 13	Signed T Blake Hance as exclusive rights free agent.
April 14	Signed unrestricted free agent QB Joshua Dobbs.
April 18	Re-signed unrestricted free agent DT Sheldon Day. Signed unrestricted free agent DE Stephen Weatherly Signed WR Ja'Marcus Bradley as exclusive rights free agent. Signed G Michael Dunn as exclusive rights free agent.

2022 TRANSACTIONS

April 20	Signed unrestricted free agent DE Isaac Rochell. Signed WR Javon Wims. Signed CB Denzel Ward to 5-year contract extension.
April 29	Traded 2022 2nd round pick to Houston for 2022 3rd, 4th and 4th round picks. Drafted CB Martin Emerson Jr. with the 68th overall pick. Drafted DE Alex Wright with the 78th overall pick. Drafted WR David Bell with the 99th overall pick.
April 30	Traded 2022 4th round pick to Minnesota for 2022 5th round pick and 2023 4th round pick. Traded CB Troy Hill to Rams for 2023 5th round pick. Drafted DT Perrion Winfrey with the 108th overall pick. Drafted K Cade York with the 124th overall pick Drafted RB Jerome Ford with the 156th overall pick. Drafted WR Michael Woods with the 202nd overall pick. Drafted DE Isaiah Thomas with the 223rd overall pick. Drafted OL Dawson Deaton with the 246th overall pick.
May 2	Waived K Chris Blewitt. Waived K Chase McLaughlin. Signed TE Marcus Santos-Silva.
May 12	Signed CB Martin Emerson Jr. Signed DE Alex Wright. Signed WR David Bell. Signed RB Jerome Ford. Signed WR Michael Woods II. Signed DE Isaiah Thomas. Signed G Dawson Deaton.
May 13	Signed S D'Anthony Bell. Signed CB Junior Faulk. Signed WR Mike Harley Jr. Signed WR Travell Harris. Signed C Brock Hoffman. Signed CB Shaun Jolly. Signed LB Silas Kelly. Signed DT Glen Logan. Signed TE Zaire Mitchell-Paden. Signed DT Roderick Perry II. Signed T Ben Petrula. Signed WR Isaiah Weston. Waived RB Tre Harbison with non-football injury.
May 15	Signed QB Felix Harper.
May 16	Waived CB Junior Faulk.
May 17	Claimed S Luther Kirk via waivers from Atlanta. Claimed CB Reggie Robinson II via waivers from Houston.
May 18	Waived CB Reggie Robinson II (failed physical). Signed CB Parnell Motley.
May 23	Signed CB Reggie Robinson II. Waived QB Felix Harper.
May 24	Signed TE Nakia Griffin-Stewart. Waived TE Nick Guggemos.

2022 TRANSACTIONS

May 25	Re-signed DE Jadeveon Clowney.
June 1	Signed TE David Njoku to 4-year contract extension.
June 6	Signed restricted free agent RB D'Ernest Johnson.
June 16	Signed K Cade York.
June 21	Signed LB Dakota Allen.
July 12	Traded QB Baker Mayfield to Carolina for 2024 conditional draft pick.
July 22	Signed QB Josh Rosen. Signed DT Perrion Winfrey. Placed WR David Bell on active/PUP.
July 26	Placed T Jack Conklin on active/PUP. Placed CB Denzel Ward on active/PUP. Placed DT Sheldon Day on active/non-football injury. Placed LB Anthony Walker Jr. on active/non-football injury. Placed WR Javon Wims on active/non-football illness.
July 29	Claimed S Jovante Moffatt via waivers from the Jets.
Aug. 1	Activated T Jack Conklin from active/PUP. Signed WR Derrick Dillon. Waived/injured WR Isaiah Weston.
Aug. 3	Signed WR Daylen Baldwin. Waived S Nate Meadors.
Aug. 5	Signed CB Lavert Hill. Waived/injured CB Reggie Robinson II.
Aug. 6	Activated WR David Bell from active/PUP. Activated LB Anthony Walker Jr. from active/non-football injury. Activated WR Javon Wims from active/non-football illness. Placed DE Stephen Weatherly on injured reserve. Signed DE Chris Odom.
Aug. 9	Signed LB Jordan Kunaszyk. Waived/injured LB Silas Kelly.
Aug. 10	Placed WR Jakeen Grant Sr. on injured reserve.
Aug. 11	Waived CB Reggie Robinson II from injured reserve.
Aug. 15	Activated CB Denzel Ward from active/PUP. Waived WR Derrick Dillon.
Aug. 16	Terminated the contract of DT Sheldon Day. Waived T Elijah Nkansah with an injury designation. Placed C Nick Harris on injured reserve. Placed OL Dawson Deaton on injured reserve. Waived LB Silas Kelly from injured reserve. Claimed WR Easop Winston via waivers from New Orleans.
Aug. 17	Signed T Wyatt Miller. Waived WR Tarvell Harris.

2022 TRANSACTIONS

Aug. 22

Waived P Joseph Charlton.
Waived S Luther Kirk IV.
Waived T Wyatt Miller
Waived CB Parnell Motley.
Waived TE Marcus Santos-Silva

Aug. 29

Placed DE Chris Odom on injured reserve.
Terminated contract of WR Javon Wims.
Waived WR Ja'Marcus Bradley.
Waived DT Glen Logan.
Waived S Jovante Moffatt.
Waived T Ben Petrula.
Waived DE Curtis Weaver.

Aug. 30

Terminated contract of RB John Kelly Jr.
Terminated contract of QB Josh Rosen.
Waived LB Dakota Allen.
Waived WR Daylen Baldwin.
Waived TE Miller Forristall.
Waived TE Nakia Griffin-Stewart.
Waived G Blake Hance.
Waived WR Mike Harley Jr.
Waived LB Wille Harvey Jr.
Waived/injured S Lavert Hill.
Waived C Brock Hoffman.
Waived LB Shaun Jolly.
Waived CB Herb Miller.
Waived TE Zaire Mitchell-Paden.
Waived G David Moore Jr.
Waived T Alex Taylor.
Waived DT Roderick Perry II.
Waived FB Johnny Stanton IV.
Waived WR Easop Winston.
QB Deshaun Watson on reserve/suspended by commissioner.

Aug. 31

Claimed QB Kellen Mond via waivers from Minnesota.
Terminated the contract of DE Isaac Rochell.
Signed LB Dakota Allen to practice squad.
Signed WR Daylen Baldwin to practice squad.
Signed TE Miller Forristall to practice squad.
Signed WR Mike Harley Jr. to practice squad.
Signed C Brock Hoffman to practice squad.
Signed CB Shaun Jolly to practice squad.
Signed RB John Kelly Jr. to practice squad.
Signed CB Herb Miller to practice squad.
Signed TE Mitchell Zaire-Paden to practice squad.
Signed G David Moore Jr. to practice squad.
Signed DT Roderick Perry II to practice squad.
Signed T Alex Taylor to practice squad.

Sept. 1

Signed DE Isaac Rochell to practice squad.
Signed QB Josh Rosen to practice squad.

Sept. 5

Signed T Joe Haeg.
Signed TE Jesse James.
Waived G Drew Forbes.
Waived LB Jordan Kunaszyk.

2022 TRANSACTIONS

Sept. 6	Signed LB Jordan Kunaszyk to practice squad.
Sept. 7	Waived CB Lavert Hill from injured reserve.
Sept. 9	Placed CB Greedy Williams on injured reserve. Signed CB Herb Miller to active roster from practice squad.
Sept. 10	Elevated LB Jordan Kunaszyk to active roster from practice squad. Elevated DE Isaac Rochell to active roster from practice squad.
Sept. 12	LB Jordan Kunaszyk reverted to practice squad. DE Isaac Rochell reverted to practice squad. Waived CB Herb Miller.
Sept. 13	Signed CB Thomas Graham Jr. to active roster from Bears' practice squad. Signed WR Chester Rogers to practice squad. Signed CB Herb Miller to practice squad.
Sept. 17	Elevated LB Jordan Kunaszyk to active roster from practice squad. Elevated DT Roderick Perry II to active roster from practice squad.
Sept. 19	LB Jordan Kunaszyk reverted to practice squad. DT Roderick Perry II reverted to practice squad.
Sept. 20	Placed TE Jesse James on injured reserve. Placed DE Chase Winovich on injured reserve. Signed T Tyrone Wheatley Jr. to practice squad. Released T Alex Taylor from practice squad.
Sept. 21	Signed LB Jordan Kunaszyk to active roster from practice squad. Signed DE Isaac Rochell to active roster from practice squad.
Sept. 22	Elevated TE Miller Forristall to active roster from practice squad. Elevated WR Chester Rogers to active roster from practice squad.
Sept. 25	Placed LB Anthony Walker Jr. on injured reserve.
Sept. 26	TE Miller Forristall reverted to practice squad. WR Chester Rogers reverted to practice squad.
Sept. 27	Signed LB Jermaine Crter Jr. to practice squad. Signed DE Curtis Weaver to practice squad.
Oct. 1	Signed TE Miller Forristall to active roster from practice squad. Elevated DE Curtis Weaver to active roster from practice squad. Elevated DT Roderick Perry II to active roster from practice squad.
Oct. 3	DE Curtis Weaver reverted to practice squad. DT Roderick Perry II reverted to practice squad. Claimed G Drew Forbes via waivers from Detroit. Waived S Richard LeCounte III.
Oct. 4	Placed RB Jerome Ford on injured reserve. Signed DE Sam Kamara to practice squad. Released DE Curtis Weaver from practice squad.
Oct. 5	Designated CB Greedy Williams for return from injured reserve. Signed S Richard LeCounte III to practice squad. Signed TE Pharaoh Brown.

2022 TRANSACTIONS

Oct. 8	Elevated LB Dakota Allen from practice squad. Elevated WR Chester Rogers from practice squad.
Oct. 10	Traded 2024 6th round pick to Atlanta for LB Deion Jones and 2024 7th round pick. Waived TE Miller Forristall. Released QB Josh Rosen from practice squad. LB Dakota Allen reverted to practice squad. WR Chester Rogers reverted to practice squad.
Oct. 11	Signed DT Tyeler Davison to practice squad.
Oct. 12	Designated LB Deion Jones for return from injured reserve. Waived CB Thomas Graham Jr. Signed TE Miller Forristall to practice squad.
Oct. 13	Signed CB Thomas Graham Jr. to practice squad. Released DL David Moore from practice squad.
Oct. 15	Activated CB Greedy Williams from injured reserve. Signed LB Dakota Allen to active roster from practice squad. Elevated CB Herb Miller. Elevated WR Chester Rogers.
Oct. 17	CB Herb Miller reverted to practice squad. WR Chester Rogers reverted to practice squad.
Oct. 18	Waived LB Dakota Allen.
Oct. 19	Released S Richard LeCounte III from practice squad.
Oct. 20	Signed LB Dakota Allen to practice squad.
Oct. 22	Activated LB Deion Jones from injured reserve. Elevated CB Herb Miller. Elevated LB Dakota Allen.
Oct. 24	CB Herb Miller reverted to practice squad. LB Dakota Allen reverted to practice squad.
Oct. 25	Signed S Mike Brown to practice squad.
Oct. 26	Placed LB Jacob Phillips on injured reserve.
Oct. 29	Placed T Joe Haeg on injured reserve.
Oct. 31	Signed CB Herb Miller to active roster from practice squad. Signed CB Thomas Graham Jr. to active roster from practice squad. Elevated LB Dakota Allen. Elevated TE Miller Forristall.
Nov. 1	LB Dakota Allen reverted to practice squad. TE Miller Forristall reverted to practice squad.
Nov. 7	Designated RB Jerome Ford to return from injured reserve. Designated DE Chase Winovich to return from injured reserve. Signed C Jordan Meredith to practice squad. Released C Brock Hoffman from practice squad.
Nov. 8	Waived CB Herb Miller. Signed WR Cyril Grayson to practice squad.

2022 TRANSACTIONS

Nov. 10	Signed CB Herb Miller to practice squad.
Nov. 12	Activated RB Jerome Ford from injured reserve. Signed DT Roderick Perry II to active roster from practice squad. Elevated LB Jermaine Carter Jr. from practice squad. Elevated TE Miller Forristall from practice squad. Waived DE Isaac Rochell.
Nov. 14	LB Jermaine Carter Jr. reverted to practice squad. TE Miller Forristall reverted to practice squad. Waived DT Roderick Perry II.
Nov. 15	Signed DE Isaac Rochell to practice squad. Released WR Cyril Grayson from practice squad.
Nov. 16	Signed DT Ben Stille to active roster from Miami's practice squad. Signed DT Roderick Perry II to practice squad. DT Tyeler Davison signed from practice squad to Chargers active roster.
Nov. 19	Activated DE Chase Winovich from injured reserve. Placed G Michael Dunn on injured reserve. Elevated LB Jermaine Carter Jr. from practice squad. Elevated S Mike Brown from practice squad.
Nov. 21	LB Jermaine Carter Jr. reverted to practice squad. S Mike Brown reverted to practice squad. Released C Jordan Meredith from practice squad.
Nov. 22	Signed C Greg Mancz. Placed C Ethan Pocic on injured reserve. Signed S Bubba Bolden to practice squad. Signed T Will Holden to practice squad. LB Dakota Allen signed from practice squad to Broncos active roster.
Nov. 26	Elevated LB Jermaine Carter Jr. from practice squad.
Nov. 28	QB Deshaun Watson suspension lifted by commissioner. Waived QB Joshua Dobbs. LB Jermaine Carter Jr. reverted to practice squad. Signed T Myron Cunningham to practice squad. Placed T Will Holden on practice squad/injured. Released WR Chester Rogers from practice squad.
Nov. 29	Signed LB Tae Davis to practice squad.
Dec. 3	Elevated S Mike Brown from practice squad.
Dec. 5	S Mike Brown reverted to practice squad.
Dec. 6	Placed LB Sione Takitaki on injured reserve.
Dec. 7	Signed LB Reggie Ragland to active roster from Las Vegas practice squad. Claimed WR Jaelon Darden via waivers from Tampa Bay. Placed WR Anthony Schwartz on injured reserve.
Dec. 10	Elevated S Mike Brown from practice squad. Elevated LB Tae Davis from practice squad.
Dec. 12	S Mike Brown reverted to practice squad. LB Tae Davis reverted to practice squad.

2022 TRANSACTIONS

- Dec. 14** Signed LB Jermaine Carter Jr. to active roster from practice squad.
Signed LB Storey Jackson to practice squad.
Signed WR Marquez Steveson to practice squad.
- Dec. 15** Elevated WR Daylen Baldwin from practice squad.
Elevated LB Tae Davis from practice squad.
- Dec. 19** WR Daylen Baldwin reverted to practice squad.
LB Tae Davis reverted to practice squad.
- Dec. 20** Designated C Ethan Pocic to return from injured reserve.
- Dec. 23** Activated C Ethan Pocic from injured reserve.
Waived C Greg Mancz.
Elevated LB Tae Davis from practice squad.
- Dec. 26** LB Tae Davis reverted to practice squad.
T Jack Conklin signed to 4-year extension.
- Dec. 28** DE Isaac Rochell signed from practice squad to Raiders active roster.
- Dec. 31** Signed LB Tae Davis to active roster from practice squad.
Placed LB Jordan Kunaszyk on injured reserve.
Elevated RB John Kelly Jr. from practice squad.
Elevated DT Roderick Perry II from practice squad.
- Jan. 2** RB John Kelly Jr. reverted to practice squad.
DT Roderick Perry II reverted to practice squad.
CB Mike Brown signed from practice squad to Titans active roster.
- Jan. 7** Elevated LB Storey Jackson from practice squad.
Elevated DE Sam Kamara from practice squad.
- Jan. 9** LB Storey Jackson reverted to practice squad.
DE Sam Kamara reverted to practice squad.

THE LAST TIME IN THE REGULAR SEASON

PUNT RETURNED FOR A TD

By Browns

Donovan Peoples-Jones, 76 yards (12/4/22 at HOU)

By Opponent

Kaelin Clay, 82 yards (11/30/15 vs. BAL)

KICKOFF RETURNED FOR A TD

By Browns

Joshua Cribbs, 100 yards & 103 yards (12/20/09 at KC)

By Opponent

Isaiah Rodgers, 101 yards (10/11/20 vs. IND)

INTERCEPTION RETURNED FOR A TD

By Browns

Tony Fields, 16 yards (12/4/22 at HOU)

By Opponent

Minkah Fitzpatrick, 33 yards (10/18/20 at PIT)

TWO INTERCEPTIONS IN SAME GAME

By Browns

Grant Delpit (1/1/23 at WAS)

By Opponent

Rasul Douglas (12/25/21 at GB)

THREE INTERCEPTIONS IN SAME GAME

By Browns

Anthony Henry (11/18/01 at BAL)

By Opponent

Kevin Byard (10/22/17 vs. TEN)

FUMBLE RETURNED FOR A TD

By Browns

Denzel Ward (12/4/22 at HOU)

By Opponent

Trayvon Henderson (1/9/22 vs. CIN)

PUNT BLOCK RETURNED FOR A TD

By Browns

Andre King, 28 yards (11/30/03 at SEA)

By Opponent

Anthony Chickillo, 16 yards (9/10/17 vs. PIT)

PUNT BLOCKED

By Browns

Marlon Moore (11/5/15 at CIN)

By Opponent

Davis Moore (10/13/19 vs. SEA)

SHUTOUT SCORED

By Browns

at Cleveland 8, Buffalo 0 (12/16/07)

By Opponent

vs. Cincinnati 30, Cleveland 0 (12/14/14)

PAT BLOCKED

By Browns

Sheldon Richardson (12/27/20 at NYJ)

By Opponent

Levi Onwuzurike (11/21/21 vs. DET)

TWO-POINT CONVERSION

By Browns

Nick Chubb run (10/31/22 vs. CIN)

By Opponent

Kenny Pickett-Diontae Johnson pass (1/8/22 at PIT)

FIELD GOAL BLOCKED

By Browns

Jordan Elliott (12/17/22 vs. BAL)

By Opponent

B.J. Hill (10/31/22 vs. CIN)

FIELD GOAL BLOCKED RETURNED FOR TD

By Browns

Leigh Bodden, 59 yards (11/13/05 at PIT)

By Opponent

Will Hill III, 62 yards (11/30/15 vs. BAL)

SAFETY SCORED

By Browns

Carson Wentz sacked in the end zone by Oliver Vernon (11/22/20 vs. PHI)

By Opponent

Nick Chubb tackled in the end zone by Roy Lopez (12/4/22 at HOU)

100 YARDS RUSHING

By Browns

Nick Chubb, 104 yards (1/1/23 at WAS)

By Opponent

Jeff Wilson, 119 yards (11/13/22 at MIA)

100 YARDS RUSHING IN A HALF

By Browns

Nick Chubb, 104 yards in second half (11/29/20 at JAX)

By Opponent

Austin Ekeler, 106 yards in first half (10/9/22 vs. LAC)

THE LAST TIME IN THE REGULAR SEASON

200 YARDS RUSHING

By Browns
Jerome Harrison, 286 yards (12/20/09 at KC)

By Opponent
Ahmad Bradshaw, 200 yards (10/7/12 at NYG)

BACK-TO-BACK 100-YARD RUSHING GAMES

By Browns
Nick Chubb, 113 yards (9/22/22 vs. PIT), Nick Chubb, 118 yards (10/2/22 at ATL), Nick Chubb, 134 yards (10/9/22 vs. LAC)

By Opponent
Rhamondre Stevenson, 100 (11/14/21 at NE), D'Andre Swift, 136 (11/21/21 vs. DET)

TWO 100-YARD RUSHERS IN SAME GAME

By Browns
Nick Chubb (126) & Kareem Hunt (104) (11/15/20 vs. HOU)

By Opponent
Arian Foster (124) & Ben Tate (115) (11/6/11 at HOU)

TWO RUSHING TOUCHDOWNS

By Browns
Nick Chubb (10/31/22 vs. CIN)

By Opponent
Gus Edwards (10/23/22 at BAL)

THREE RUSHING TOUCHDOWNS

By Browns
Nick Chubb (9/18/22 vs. NYJ)

By Opponent
Kenyan Drake (4) (12/15/19 at ARI)

FOUR RUSHING TOUCHDOWNS

By Browns
Jamal Lewis (11/4/07 vs. SEA)

By Opponent
Kenyan Drake (12/15/19 at ARI)

SUCCESSFUL ONSIDE KICK

By Browns
October 16, 2016 (at TEN)

By Opponent
September 18, 2022 (vs. NYJ)

OT GAME WON

By Browns
Cleveland 23 vs. Tampa Bay 17 (11/27/22 vs. TB)

By Opponent
Tampa Bay 26 vs. Cleveland 23 (10/21/18)

300 YARDS PASSING

By Browns
Jacoby Brissett, 324 yards (28-41, 3 TD, 0 INT) (11/20/22 at BUF)

By Opponent
Baily Zappe, 309 yards (24-34, 2 TD, 0 INT) (10/16/22 vs. NE)

BACK-TO-BACK 300-YARD PASSING GAMES

By Browns
Baker Mayfield, 334 yards (25-33, 4 TD) (12/6/21 at TEN), Baker Mayfield, 343 yards (28-47, 2 TD) (12/14/21 vs. BAL)

By Opponent
Matt Ryan, 330 yards (38-52, 2 TD) (11/11/18 vs. ATL), Patrick Mahomes, 375 yards (23-32, 3 TD, INT) (11/4/18 vs. KC)

400 YARDS PASSING

By Browns
Josh McCown, 457 yards (36-51, 2 TD) (10/11/15 at BAL)

By Opponent
Joe Burrow, 406 yards (35-47, 3 TD, 1 INT) (10/25/20 at CIN)

200 YARDS PASSING IN A HALF

By Browns
Baker Mayfield, 231 yards in first half (9/12/21 at KC)

By Opponent
Joe Flacco, 208 yards in second half (9/18/22 vs. NYJ)

THREE TOUCHDOWN PASSES

By Browns
Deshaun Watson (1/1/23 at WAS)

By Opponent
Tua Tagovailoa (11/13/22 at MIA)

FOUR TOUCHDOWN PASSES

By Browns
Baker Mayfield (12/6/20 at TEN)

By Opponent
Kyler Murray (10/17/21 vs. ARI)

FIVE TOUCHDOWN PASSES

By Browns
Baker Mayfield (10/25/20 at CIN)

By Opponent
Matthew Stafford (11/22/09 at DET)

SIX TOUCHDOWN PASSES

By Browns
None

By Opponent
Carson Palmer (9/16/07 vs. CIN)

THE LAST TIME IN THE REGULAR SEASON

100 YARDS RECEIVING

By Browns

Amari Cooper, 105 yards (1/1/23 at WAS)

By Opponent

Ja'Marr Chase, 119 yards (12/11/22 at CIN)

100 YARDS RECEIVING IN A HALF

By Browns

Rashard Higgins, 100 yards (10/25/20 at CIN)

By Opponent

Mark Andrews, 107 yards in second half (12/12/21 vs. BAL)

TWO 100-YARD RECEIVERS IN SAME GAME

By Browns

Josh Gordon (151) & Jordan Cameron (121) (12/8/13 at NE)

By Opponent

Mark Andrews (115) & Rashod Bateman (103) (12/12/21 vs. BAL)

BACK-TO-BACK 100-YARD RECEIVING GAMES

By Browns

Amari Cooper, 101 yards (9/18/22 vs. NYJ), Amari Cooper, 101 yards (9/22/22 vs. PIT)

By Opponent

Robbie Anderson, 102 yards (9/11/22 vs. Car), Garrett Wilson, 102 yards (9/18/22 vs. NYJ)

200 YARDS RECEIVING

By Browns

Josh Gordon, 261 yards (12/1/13 vs. JAX)

By Opponent

Terrell Owens, 222 yards (10/3/10 vs. CIN)

TWO RECEIVING TOUCHDOWNS

By Browns

Amari Cooper, (1/1/23 at WAS)

By Opponent

Garrett Wilson (9/18/22 vs. NYJ)

THREE RECEIVING TOUCHDOWNS

By Browns

Jordan Cameron (9/22/13 at MIN)

By Opponent

Martellus Bennett (10/9/16 vs. NE)

500 YARDS TOTAL OFFENSE

By Browns

531 yards (10/10/21 at LAC)

By Opponent

503 yards (10/25/20 at CIN)

TWO SACKS

By Browns

Myles Garrett (12/11/22 at CIN)

By Opponent

Alex Highsmith (2.5) and Cam Heyward (2.0) (1/9/23 at PIT)

THREE SACKS

By Browns

Myles Garrett, 4.5 (9/26/21 vs. CHI)

By Opponent

T.J. Watt, 4.0 (1/3/22 at PIT)

FOUR SACKS

By Browns

Myles Garrett, 4.5 (9/26/21 vs. CHI)

By Opponent

T.J. Watt, 4.0 (1/3/22 at PIT)

FOUR FIELD GOALS

By Browns

Cade York (9/11/22 at CAR)

By Opponent

Tyler Bass (6) (11/20/22 at BUF)

FIVE FIELD GOALS

By Browns

Phil Dawson (11/4/12 vs. BAL)

By Opponent

Tyler Bass (6) (11/20/22 at BUF)

SIX FIELD GOALS

By Browns

Phil Dawson (11/5/06 at SD)

By Opponent

Tyler Bass (11/20/22 at BUF)

2022 STATISTICS

Won 7, Lost 10

9/11/2022	W	26 - 24	at Carolina Panthers
9/18/2022	L	30 - 31	New York Jets
9/22/2022	W	29 - 17	Pittsburgh Steelers
10/2/2022	L	20 - 23	at Atlanta Falcons
10/9/2022	L	28 - 30	Los Angeles Chargers
10/16/2022	L	15 - 38	New England Patriots
10/23/2022	L	20 - 23	at Baltimore Ravens
10/31/2022	W	32 - 13	Cincinnati Bengals
11/13/2022	L	17 - 39	at Miami Dolphins
11/20/2022	L	23 - 31	at Buffalo Bills
11/27/2022	W	23 - 17	Tampa Bay Buccaneers
12/4/2022	W	27 - 14	at Houston Texans
12/11/2022	L	10 - 23	at Cincinnati Bengals
12/17/2022	W	13 - 3	Baltimore Ravens
12/24/2022	L	10 - 17	New Orleans Saints
1/1/2023	W	24 - 10	at Washington Commanders
1/8/2023	L	14 - 28	at Pittsburgh Steelers

Total First Downs	350	329						
Rushing	142	129						
Passing	182	166						
Penalty	26	34						
3rd Down: Made/Att	88/231	85/215						
3rd Down Pct.	38.1%	39.5%						
4th Down: Made/Att	23/42	8/18						
4th Down Pct.	54.8%	44.4%						
Possession Avg.	31:31	28:29						
Total Net Yards	5934	5631						
Avg. Per Game	349.1	331.2						
Total Plays	1116	1041						
Avg. Per Play	5.3	5.4						
Net Yards Rushing	2490	2295						
Avg. Per Game	146.5	135.0						
Total Rushes	532	488						
Net Yards Passing	3444	3336						
Avg. Per Game	202.6	196.2						
Sacked/Yards Lost	44/266	34/211						
Gross Yards	3710	3547						
Attempts/Completions	540/335	519/315						
Completion Pct.	62.0%	60.7%						
Had Intercepted	12	11						
Punts/Average	61/48.5	64/46.0						
Net Punting Avg.	41	40.1						
Penalties/Yards	102/865	88/714						
Fumbles/Ball Lost	15/9	26/9						
Touchdowns	42	42						
Rushing	19	22						
Passing	19	20						
Returns	4	0						
Score By Periods	Q1	Q2	Q3	Q4	OT	Pts		
Team	68	97	74	116	6	361		
Opponents	39	127	94	121	0	381		
Scoring	TD	Ru	Pa	Rt	PAT	FG	2Pt	Pts
C.York	0	0	0	0	35/37	24/32	0	107
N.Chubb	13	12	1	0	0/0	0/0	1	80
A.Cooper	9	0	9	0	0/0	0/0	0	54
D.Njoku	4	0	4	0	0/0	0/0	0	24
K.Hunt	4	3	1	0	0/0	0/0	0	24
D.Peoples-Jones	4	0	3	1	0/0	0/0	0	24
D.Ward	2	0	0	2	0/0	0/0	0	12
J.Brissett	2	2	0	0	0/0	0/0	0	12
D.Watson	1	1	0	0	0/0	0/0	0	6
H.Bryant	1	0	1	0	0/0	0/0	0	6
T.Fields	1	0	0	1	0/0	0/0	0	6
A.Schwartz	1	1	0	0	0/0	0/0	0	6
Team	42	19	19	4	35/37	24/32	1	361
Opponents	42	22	20	0	35/39	30/35	1	381

2-Pt. Conversions: Team 1/3, Opponents: 1/3
 Sacks: M.Garrett 16.0, T.Bryan 3.0, D.Jones 2.5, J.Clowney 2.0, J.Elliott 2.0, J.Phillips 2.0, C.Winovich 1.0, I.Thomas 1.0, M.Emerson 1.0, S.Takitaki 1.0, T.Togia'i 0.5, J.Johnson 0.5, R.Harrison 0.5, G.Newsome 0.5, P.Winfrey 0.5 **Team: 34.0, Opponents: 43.0**

Rushing	No.	Yds	Avg	Long	TD
N.Chubb	302	1525	5.0	41t	12
K.Hunt	123	468	3.8	24t	3
J.Brissett	49	243	5.0	22	2
D.Watson	36	175	4.9	21	1
A.Schwartz	4	57	14.3	31t	1
D.Johnson	4	17	4.3	7	0
J.Ford	8	12	1.5	9	0
H.Bryant	1	8	8.0	8	0
D.Peoples-Jones	1	2	2.0	2	0
D.Felton	1	-4	-4.0	-4	0
M.Woods	1	-5	-5.0	-5	0
D.Njoku	2	-8	-4.0	-2	0
Team	532	2490	4.7	41t	19
Opponents	488	2295	4.7	71	22

Receiving	No.	Yds	Avg	Long	TD
A.Cooper	78	1160	14.9	55	9
D.Peoples-Jones	61	839	13.8	42	3
D.Njoku	58	628	10.8	38	4
K.Hunt	35	210	6.0	24	1
H.Bryant	31	239	7.7	30	1
N.Chubb	27	239	8.9	26	1
D.Bell	24	214	8.9	20	0
M.Woods	5	45	9.0	15	0
P.Brown	5	45	9.0	11	0
A.Schwartz	4	51	12.8	19	0
D.Johnson	3	7	2.3	7	0
D.Baldwin	2	25	12.5	15	0
D.Felton	2	8	4.0	5	0
M.Forristall	0	0	0.0	0	0
J.Conklin	0	0	0.0	0	0
Team	335	3710	11.1	55	19
Opponents	315	3547	11.3	75t	20

Interceptions	No.	Yds	Avg	Long	TD
G.Delpit	4	36	9.0	40	0
D.Ward	3	0	0.0	0	0
T.Fields	1	16	16.0	16t	1
D.Jones	1	5	5.0	5	0
J.Johnson	1	0	0.0	0	0
A.Green	1	0	0.0	0	0
Team	11	57	5.2	40	1
Opponents	12	144	12.0	36	0

Punting	No	Yds	Avg	Net	TB	In	Lg	B
C.Bojorquez	61	2959	48.5	41.0	7	23	76	0
Team	61	2959	48.5	41.0	7	23	76	0
Opponents	64	2945	46.0	40.1	4	19	69	0

Punt Returns	Ret	FC	Yds	Avg	Long	TD
D.Peoples-Jones	18	10	223	12.4	76t	1
D.Felton	7	1	42	6.0	15	0
C.Rogers	4	4	18	4.5	7	0
J.Darden	2	1	15	7.5	10	0
Team	31	16	298	9.6	76t	1
Opponents	26	9	319	12.3	46	0

Kickoff Returns	No.	Yds	Avg	Long	TD
J.Ford	30	723	24.1	48	0
C.Rogers	8	170	21.3	28	0
D.Johnson	1	27	27.0	27	0
D.Bell	1	12	12.0	12	0
D.Felton	1	11	11.0	11	0
Team	41	943	23.0	48	0
Opponents	29	648	22.3	50	0

Field Goals	1-19	20-29	30-39	40-49	50+
C.York	0/0	5/5	9/12	6/8	4/7
Team	0/0	5/5	9/12	6/8	4/7
Opponents	1/1	6/6	12/12	7/11	4/5

Fumbles Lost: J.Brissett 4, D.Njoku 1, N.Chubb 1, D.Peoples-Jones 1, A.Schwartz 1, C.Rogers 1 **Total: 9**
 Opponent Fumble Recoveries: J.Johnson 2, D.Ward 2, T.Fields 1, T.Togia'i 1, A.Wright 1, I.Thomas 1, J.Clowney 1 **Total: 9**

Passing	Att	Cmp	Yds	Cmp%	Yds/Att	TD	TD%	Int	Int%	Long	Sack	Lost	Rating
J.Brissett	369	236	2608	64.0%	7.1	12	3.3%	6	1.6%	55	24/	160	88.9
D.Watson	170	99	1102	58.2%	6.5	7	4.1%	5	2.9%	46t	20/	106	79.1
A.Cooper	1	0	0	0.0%	0.0	0	0.0%	1	100.0%	0	0/	0	0.0
Team	540	335	3710	62.0%	6.9	19	3.5%	12	2.2%	55	44/	266	84.9
Opponents	519	315	3547	60.7%	6.8	20	3.9%	11	2.1%	75t	34/	211	85.2

2022 STATISTICS

DEFENSIVE STATISTICS

PLAYER	TACKLES					INTERCEPTIONS				FUMBLES			
	TOTAL	SOLO	ASST	SK	YDS	NO	YDS	LG	TD	PD	FF	FR	YDS
Grant Delpit	101	68	33	0	0	4	36	40	0	10	0	0	0
John Johnson III	96	70	26	0.5	4	1	0	0	0	4	2	2	0
Jeremiah Owusu-Koramoah	70	44	26	0	0	0	0	0	0	4	2	0	0
Sione Takitaki	69	34	35	1	5	0	0	0	0	0	1	0	0
M.J. Emerson	63	51	12	1.0	7	0	0	0	0	15	0	0	0
Myles Garrett	60	37	23	16.0	91	0	0	0	0	4	2	0	0
Denzel Ward	53	42	11	0	0	3	0	0	0	15	0	2	3
Jacob Phillips	46	29	17	2.0	4	0	0	0	0	1	0	0	0
Tony Fields	45	29	16	0	0	1	16	16	1	1	1	0	0
Deion Jones	44	25	19	2.5	16	1	5	5	0	3	1	0	0
Greg Newsome II	42	31	11	0.5	3	0	0	0	0	6	0	0	0
Jordan Elliott	36	19	17	2.0	14	0	0	0	0	2	0	0	0
Jadeveon Clowney	28	14	14	2.0	17	0	0	0	0	3	1	1	0
Alex Wright	28	13	15	0	0	0	0	0	0	5	0	1	0
Taven Bryan	26	11	15	3	21.5	0	0	0	0	1	0	0	0
Ronnie Harrison	23	16	7	0.5	4	0	0	0	0	1	0	0	0
Perrion Winfrey	22	8	14	0.5	1	0	0	0	0	2	0	0	0
Chase Winovich	18	14	4	1.0	10	0	0	0	0	1	0	0	0
Reggie Ragland	14	7	7	0	0	0	0	0	0	0	0	0	0
Anthony Walker Jr.	13	7	6	0	0	0	0	0	0	2	0	0	0
A.J. Green	13	11	2	0	0	1	0	0	0	1	0	0	0
Tommy Togiai	13	3	10	0.5	4.5	0	0	0	0	1	0	1	0
Isaac Rochell	12	11	1	0	0	0	0	0	0	0	0	0	0
Jermaine Carter	12	5	7	0	0	0	0	0	0	0	0	0	0
Jordan Kunaszyk	11	7	4	0	0	0	0	0	0	1	0	0	0
Isaiah Thomas	9	4	5	1.0	9	0	0	0	0	2	0	1	0
Greedy Williams	8	5	3	0	0	0	0	0	0	0	0	0	0
Thomas Graham Jr.	6	5	1	0	0	0	0	0	0	0	0	0	0
D'Anthony Bell	6	4	2	0	0	0	0	0	0	0	0	0	0
Ben Stille	3	0	3	0	0	0	0	0	0	0	0	0	0
Roderick Perry	2	1	1	0	0	0	0	0	0	0	0	0	0
Totals	992	625	367	34	211	11	57	61	1	85	10	8	3

SPECIAL TEAMS STATISTICS

PLAYER	TACKLES					
	TOTAL	SOLO	ASST	FF	FR	BLK
Jordan Kunaszyk	11	7	4	1	0	0
D'Anthony Bell	8	8	0	0	0	0
D'Ernest Johnson	6	3	3	0	0	0
A.J. Green	5	3	2	0	0	0
Tae Davis	5	2	3	0	0	0
John Johnson III	5	0	5	0	0	0
Grant Delpit	4	4	0	0	0	0
Jermaine Carter	4	3	1	0	0	0
Greedy Williams	3	1	2	0	0	0
Tony Fields	3	0	3	0	1	0
Dakota Allen	2	2	0	0	0	0
Sione Takitaki	2	2	0	0	0	0
Jerome Ford	2	1	1	0	0	0
Cade York	2	1	1	0	0	0
Anthony Schwartz	2	1	1	0	0	0
David Bell	2	0	2	0	0	0
Charley Hughlett	2	0	2	0	0	0
Chase Winovich	2	0	2	0	0	0
Mike Brown	1	1	0	0	0	0
Herb Miller	1	1	0	0	1	0
Michael Woods	1	1	0	0	0	0
Ronnie Harrison	1	0	1	0	0	0
Jordan Elliott	0	0	0	0	0	1
Totals	74	41	33	1	2	1

MISCELLANEOUS STATISTICS

PLAYER	TKL	FF	FR
David Bell	2	0	0
Pharaoh Brown	2	0	0
Joel Bitonio	2	0	0
Jacoby Brissett	1	0	1
Jack Conklin	1	0	0
Amari Cooper	1	0	0
Demetric Felton	1	0	0
Donovan Peoples-Jones	1	0	0
Wyatt Teller	1	0	0
Jedrick Wills Jr.	1	0	0
Ethan Pocic	0	0	1
Totals	13	0	2

DEFENSIVE/SPECIAL TEAMS SCORING STATISTICS

PLAYER	INT	FUM	KOR	PR
Tony Fields	1	0	0	0
Denzel Ward	0	2	0	0
Donovan Peoples-Jones	0	0	0	1
Totals	1	2	0	1

2022 STATISTICS

2022 BROWNS GAME-BY-GAME OFFENSIVE STATISTICS


OPP	1ST DOWNS				DOWN CONV.				RUSHING				PASS				TDs				FGs				PUNTS							
	T	R	Pass	Pen.	3rd	4th	Net	Yds	Plays	Net	Att	Avg.	Net	Skd	Yds	Gross	A	C	TD	INTR	P	Ret	M	A	No.	Lost	No.	Yds.	No.	Avg.	POSS.	
at CAR (9/11)	23	11	7	5	8/18	1/2	355	74	217	39	5.6	138	1-9	147	34	18	1	0	1	1	0	1	0	4	4	1	0	9	71	4	46.8	38:26
vs. NYJ (9/18)	29	12	15	2	8/15	0-0	405	65	184	37	5.0	221	1-8	229	27	22	1	1	3	1	0	1	0	1	0	0	5	38	3	52	32:14	
vs. PIT (9/22)	22	10	12	0	6/16	3/4	376	71	171	38	4.5	205	2-15	220	31	21	2	0	1	2	1	1	1	1	0	0	5	25	5	40.6	36:09	
at ATL (10/2)	22	13	9	0	5/14	2/3	403	71	177	35	5.1	226	1-8	234	35	21	0	1	2	0	0	2	2	1	1	1	7	51	3	48.0	35:44	
vs. LAC (10/9)	27	11	15	1	4/10	0/1	443	65	213	31	6.9	230	0-0	230	34	21	1	3	1	0	0	2	0	2	0	0	6	65	2	59.5	30:02	
vs. NE (10/16)	16	2	12	2	4/15	3/5	328	67	70	18	3.9	258	4-8	266	45	21	1	2	0	1	0	3	3	2	7	63	3	44.3	24:55			
at BAL (10/23)	18	8	8	2	2/11	1/1	336	56	113	24	4.7	223	5-35	258	27	22	0	0	2	0	0	2	3	3	2	6	45	3	57.7	25:56		
vs. CIN (10/31)	24	12	12	0	8/13	0/0	440	69	172	44	3.9	268	2-10	278	23	17	1	1	3	1	0	1	2	1	1	6	56	2	33.5	36:45		
at MIA (11/13)	20	7	10	3	5/12	2/5	297	62	112	24	4.7	185	3-27	212	35	22	1	0	1	1	0	1	1	1	1	6	52	1	41.0	26:46		
at BUF (11/20)	27	5	19	3	4/11	1/2	396	68	80	26	3.1	316	1-8	324	41	28	3	0	0	3	0	1	2	1	1	6	42	3	42.3	31:22		
vs. TB (11/27)	22	10	10	2	5/17	2/4	367	75	189	34	5.6	178	4-32	210	37	23	1	1	2	1	0	1	2	0	1	5	42	6	54.8	39:04		
at HOU (12/4)	14	7	6	1	4/13	0/0	304	61	174	38	4.6	130	1-1	131	22	12	0	1	0	0	3	2	2	1	1	6	56	6	51.8	32:16		
at CIN (12/11)	18	6	12	0	4/15	3/6	344	70	71	25	2.8	273	2-3	276	43	26	1	1	0	1	0	1	1	1	0	0	9	98	4	55.0	31:52	
vs. BAL (12/18)	19	8	10	1	5/15	2/2	283	64	143	33	4.3	140	3-21	161	28	18	1	0	0	1	0	2	4	0	0	3	32	3	51.7	33:08		
vs. NO (12/24)	15	7	7	1	7/16	1/3	249	67	124	34	3.6	125	2-10	135	31	15	0	1	1	0	0	1	1	0	0	4	45	5	42.6	30:46		
at WAS (1/1)	16	8	7	1	4/11	1/2	301	53	146	30	4.9	155	5-14	169	18	9	3	0	0	3	0	1	1	0	0	3	20	4	46.8	26:28		
at PIT (1/8)	18	5	11	2	5/12	1/2	307	58	134	22	6.1	173	7-57	230	29	19	2	2	0	2	0	0	0	1	1	0	9	65	4	48.5	29:04	
TOTAL	350	142	182	26	88/231	23/42	5934	1116	2490	532	4.7	3444	44-266	3710	540	335	19	12	19	19	4	24	32	15	9	102	865	61	48.5	31:31		

2022 BROWNS GAME-BY-GAME DEFENSIVE STATISTICS


OPP	1ST DOWNS				DOWN CONV.				RUSHING				PASS				TDs				FGs				PUNTS						
	T	R	Pass	Pen.	3rd	4th	Net	Yds	Plays	Net	Att	Avg.	Net	Skd	Yds	Gross	A	C	TD	INTR	P	Ret	M	A	No.	Lost	No.	Yds.	No.	Avg.	POSS.
at CAR (9/11)	15	5	7	3	4/11	0-0	261	50	54	19	2.8	207	4-28	235	27	16	1	1	2	1	0	1	1	5	0	1	8	96	5	50.0	21:34
vs. NYJ (9/18)	20	3	16	1	8/12	1/1	402	67	93	20	4.7	309	2-15	324	45	27	4	0	0	4	0	1	1	2	1	8	57	4	47.3	27:46	
vs. PIT (9/22)	20	9	10	1	1/9	0/0	308	55	104	22	4.7	204	1-3	207	32	20	0	0	2	0	0	1	2	2	1	5	25	5	42.4	23:51	
at ATL (10/2)	19	11	6	2	3/9	0/0	333	55	202	35	5.8	131	1-8	139	19	7	0	1	2	0	0	3	3	1	0	1	15	3	51.0	24:16	
vs. LAC (10/9)	26	9	13	4	3/10	0/2	465	69	238	34	7.0	227	1-1	228	34	22	1	0	2	1	0	3	3	0	0	4	17	1	37	29:58	
vs. NE (10/16)	20	3	14	3	7/14	0/0	399	65	98	29	3.4	301	2-8	309	34	24	2	0	3	2	0	1	2	1	1	12	92	4	41.0	35:05	
at BAL (10/23)	17	11	5	1	7/15	2/2	254	63	160	44	4.0	94	3-26	120	16	9	0	0	2	0	0	3	3	1	1	3	53	3	60.3	34:04	
vs. CIN (10/31)	15	3	9	3	4/10	0/1	229	50	36	10	3.6	193	5-39	232	35	25	2	1	0	2	0	0	1	1	1	2	6	4	36.8	23:15	
at MIA (11/13)	29	11	17	1	6/11	1/2	491	67	195	33	5.9	296	1-6	302	33	26	3	0	2	3	0	2	2	1	0	5	43	0	0	33:14	
at BUF (11/20)	22	12	9	1	3/11	0/0	357	62	171	33	5.2	186	2-11	197	27	18	1	0	1	1	0	6	6	0	0	8	89	2	49.5	28:38	
vs. TB (11/27)	16	5	9	2	4/15	1/1	325	66	96	20	4.8	229	3-17	246	43	29	2	0	2	0	2	0	1	1	0	0	9	70	9	47.2	30:37
at HOU (12/4)	16	4	10	2	1/12	1/0	283	61	82	22	3.7	201	0-0	201	39	20	1	2	0	1	0	2	3	2	5	31	7	50.6	27:44		
at CIN (12/11)	23	8	11	4	6/15	0/0	363	61	136	26	5.3	227	2-12	239	33	18	2	1	1	2	0	1	1	0	0	4	36	5	41.0	28:08	
vs. BAL (12/18)	17	10	6	1	5/12	0/3	324	61	198	28	7.1	126	3-12	138	30	17	0	1	0	0	1	3	4	1	3	25	1	41.0	26:52		
vs. NO (12/24)	14	8	5	1	7/15	0/0	244	54	152	39	3.9	92	0-0	92	15	8	0	1	2	0	0	1	1	2	0	2	15	6	42.3	29:14	
at WAS (1/1)	17	7	9	1	7/17	2/4	260	68	136	37	3.7	124	3-19	143	28	16	0	3	1	0	0	1	1	0	0	5	24	2	45.0	33:32	
at PIT (1/8)	23	10	10	3	9/15	0/0	337	67	148	37	4.0	186	1-6	195	29	13	1	0	2	1	0	2	3	1	4	20	3	48.0	30:56		
TOTAL	329	129	166	34	85/215	8/18	5635	1041	2299	488	4.7	3336	34-211	3547	519	315	20	11	22	20	0	30	35	26	9	88	714	64	46.0	28:29	

2022 GAME SUMMARIES

WEEK 1



BROWNS 26
PANTHERS 24
Sept. 11, 2022
Bank of America Stadium, Charlotte, N.C.



TEAM	1	2	3	4	F
Cleveland	0	17	3	6	26
Carolina	0	7	0	17	24

SCORING SUMMARY

TEAM Q TIME PLAY

Browns	2	10:49	K.Hunt 1 yd. pass from J.Brissett (C.York kick) (3-42, 1:37)
Browns	2	4:46	K.Hunt 24 yd. run (C.York kick) (8-78, 4:33)
Panthers	2	1:57	C.McCaffrey 1 yd. run (E.Pineiro kick) (6-75, 2:49)
Browns	2	0:21	C.York 26 yd. Field Goal (9-52, 1:36)
Browns	3	7:42	C.York 34 yd. Field Goal (13-58, 7:18)
Panthers	4	12:51	B.Mayfield 7 yd. run (E.Pineiro kick) (11-75, 4:44)
Browns	4	6:13	C.York 36 yd. Field Goal (10-57, 6:38)
Panthers	4	6:02	R.Anderson 75 yd. pass from B.Mayfield (E.Pineiro kick) (1-75, 0:11)
Panthers	4	1:13	E.Pineiro 34 yd. Field Goal (7-64, 1:01)
Browns	4	0:08	C.York 58 yd. Field Goal (6-35, 1:05)

TEAM STATISTICS


	CLE	CAR
FIRST DOWNS:	23	15
TIME OF POSSESSION:	38:26	21:34
TOTAL NET YARDS: (RU/PA):	355 (217/138)	261 (54/207)
SACKS/YARDS	4/28	1/9
PUNTS/AVERAGE:	4/46.8	5/44.2
PENALTIES/YARDS:	9/71	8/96
FUMBLES/LOST:	1/0	5/0

INDIVIDUAL STATISTICS


PASSING: CLE: J. Brissett 18-34-147 (TD); **CAR:** B. Mayfield 16-27-235 (TD, INT).
RUSHING: CLE: N.Chubb 22-141, K.Hunt 11-46 (TD), A.Schwartz 2-20, J.Brissett 4-10; **CAR:** C.McCaffrey 10-33 (TD), D.Moore 1-7, B.Mayfield 5-6 (TD), D.Foreman 2-5, C. Hubbard 1-3.
RECEIVING: CLE: D.Peoples-Jones 6-60, K.Hunt 4-24 (TD), A.Cooper 3-17, H.Bryant 2-18, A.Schwartz 1-19, D. Njoku 1-7, N. Chubb 1-2 **CAR:** R.Anderson 5-102 (TD), C. McCaffrey 4-24, D.Moore 3-43, I. Thomas 2-53, S.Smith 1-12, T.Tremble 1-1.



WEEK 2



JETS 31
BROWNS 30
Sept. 18, 2022
FirstEnergy Stadium, Cleveland, Ohio



TEAM	1	2	3	4	F
New York	0	14	0	17	31
Cleveland	7	7	3	13	30

SCORING SUMMARY

TEAM Q TIME PLAY


Browns	1	4:55	N. Chubb 4 yd. run (C.York kick) (14-90, 8:37)
Jets	2	13:06	G. Wilson 2 yd. pass from J. Flacco (G. Zuerlein kick) (13-75, 6:49)
Browns	2	8:17	A. Cooper 6 yd. pass from J. Brissett (C. York kick) (10-61, 4:49)
Jets	2	0:11	B. Hall 10 yd. pass from J. Flacco (G. Zuerlein kick) (8-54, 0:54)
Browns	3	9:58	C.York 22 yd. Field Goal (11-76, 5:02)
Jets	4	14:19	G. Zuerlein 57 yd. Field Goal (9-51, 4:45)
Browns	4	9:21	N. Chubb 7 yd. run (C.York kick) (9-75, 4:58)
Browns	4	1:55	N. Chubb 12 yd. run (kick failed, wr) (6-42, 0:35)
Jets	4	1:22	C. Davis 66 yd. pass from J. Flacco (G. Zuerlein kick) (2-75, 0:33)
Jets	4	0:22	G. Wilson 15 yd. pass from J. Flacco (G. Zuerlein kick) (9-53, 1:00)

TEAM STATISTICS

	NYJ	CLE
FIRST DOWNS:	20	29
TIME OF POSSESSION:	27:46	32:14
TOTAL NET YARDS: (RU/PA):	402 (93/309)	405 (184/221)
SACKS/YARDS	1/8	2/15
PUNTS/AVERAGE:	4/47.3	3/52.0
PENALTIES/YARDS:	8/57	5/38
FUMBLES/LOST:	2/1	0/0

INDIVIDUAL STATISTICS

PASSING: NYJ: J. Flacco 26-44-307 (4 TD), B. Mann 1-1-17; **CLE:** J. Brissett 22-27-229 (TD, INT).
RUSHING: NYJ: Br. Hall 7-50, Mi. Carter 7-23, B. Berrios 2-22, J. Flacco 2-6, G. Wilson 1-(-2), E. Moore 1-(-6); **CLE:** N.Chubb 17-87 (3 TD), K.Hunt 13-58, J.Brissett 6-43, D. Felton 1-(-4).
RECEIVING: NYJ: G. Wilson 8-102 (2 TD), T. Conklin 6-40, Mi. Carter 5-27, E. Moore 3-41, C. Davis 2-83 (TD), J. Smith 1-17, Br. Hall 1-10 (TD), T. Johnson 1-4; **CLE:** A. Cooper 9-101 (TD), H. Bryant 3-45, D. Njoku 3-32, N. Chubb 3-26, K. Hunt 2-16, Dav. Bell 1-6, D. Felton 1-3.



2022 GAME SUMMARIES

WEEK 3



**STEELERS 17
BROWNS 29**
Sept. 22, 2022
FirstEnergy Stadium, Cleveland, Ohio



TEAM	1	2	3	4	F
Pittsburgh	0	14	0	3	17
Cleveland	7	6	3	13	29

SCORING SUMMARY

TEAM Q TIME PLAY

Browns	1	2:54	A. Cooper 11 yd. pass from J. Brissett (C. York kick) (7-60, 3:01)
Steelers	2	14:55	N. Harris 5 yd. run (C. Boswell kick) (7-75, 2:59)
Browns	2	8:58	D. Njoku 7 yd. pass from J. Brissett (kick failed, hru) (12-79, 5:57)
Steelers	2	3:50	M. Trubisky 1 yd. run (C. Boswell kick) (10-75, 5:08)
Browns	3	2:31	C. York 34 yd. Field Goal (14-70, 7:02)
Browns	4	9:29	N. Chubb 1 yd. run (C. York kick) (11-80, 6:35)
Steelers	4	1:48	C. Boswell 34 yd. Field Goal (7-63, 1:25)
Browns	4	0:00	D. Ward fumble recovery in end zone

TEAM STATISTICS

	PIT	CLE
FIRST DOWNS:	20	22
TIME OF POSSESSION:	23:51	36:09
TOTAL NET YARDS: (RU/PA):	308 (104/204)	356 (171/205)
SACKS/YARDS	2/15	1/3
PUNTS/AVERAGE:	5/42.4	5/40.6
PENALTIES/YARDS:	5/25	5/24
FUMBLES/LOST:	2/1	1/0

INDIVIDUAL STATISTICS

PASSING: PIT: M. Trubisky 20-32-207; CLE: J. Brissett 21-31-220 (2 TD).
RUSHING: PIT: N. Harris 15-56 (TD), J. Warren 4-30, C. Claypool 1-11, M. Trubisky 2-7 (TD); CLE: N. Chubb 23-113 (TD), K. Hunt 12-47, J. Brissett 3-11.
RECEIVING: PIT: D. Johnson 8-84, G. Pickens 3-39, C. Claypool 3-35, N. Harris 3-5, P. Freiermuth 2-41, J. Warren 1-3; CLE: D. Njoku 9-89 (TD), A. Cooper 7-101 (TD), K. Hunt 3-14, D. Peoples-Jones 1-10, Dav. Bell 1-6.



WEEK 4



**BROWNS 20
FALCONS 23**
Oct. 2, 2022
Mercedes-Benz Stadium, Atlanta, Ga.



TEAM	1	2	3	4	F
Cleveland	0	10	3	7	20
Atlanta	10	0	0	13	23

SCORING SUMMARY

TEAM Q TIME PLAY

Falcons	1	3:36	Y. Koo 30 yd. Field Goal (14-84, 6:43)
Falcons	1	1:20	C. Patterson 13 yd. run (Y. Koo kick) (3-31, 1:32)
Browns	2	7:35	J. Brissett 4 yd. run (C. York kick) (16-75, 8:45)
Browns	2	0:07	C. York 29 yd. Field Goal (13-69, 6:24)
Browns	3	3:06	C. York 45 yd. Field Goal (7-16, 3:51)
Falcons	4	12:51	C. Huntley 5 yd. run (Y. Koo kick) (10-75, 5:15)
Browns	4	9:51	N. Chubb 28 yd. run (C. York kick) (6-75, 3:00)
Falcons	4	7:19	Y. Koo 21 yd. Field Goal (7-73, 2:32)
Falcons	4	2:28	Y. Koo 45 yd. Field Goal (6-64, 1:07)

TEAM STATISTICS

	CLE	ATL
FIRST DOWNS:	22	19
TIME OF POSSESSION:	35:44	24:16
TOTAL NET YARDS: (RU/PA):	403 (177/226)	333 (202/139)
SACKS/YARDS	1/8	1/8
PUNTS/AVERAGE:	3/48.0	3/51.0
PENALTIES/YARDS:	7/51	1/15
FUMBLES/LOST:	1/1	1/0


INDIVIDUAL STATISTICS

PASSING: CLE: J. Brissett 21-35-234; ATL: M. Mariota 7-19-139.
RUSHING: CLE: N. Chubb 19-118 (TD), K. Hunt 10-49, J. Brissett 5-16 (TD), D. Njoku 1-(-6); ATL: T. Allgeier 10-84, C. Huntley 10-56 (TD), C. Patterson 9-38 (TD), A. Williams 1-21, M. Mariota 5-3.
RECEIVING: CLE: D. Njoku 5-73, D. Peoples-Jones 5-71, H. Bryant 4-18, Dav. Bell 2-35, K. Hunt 2-19, N. Chubb 2-9, A. Cooper 1-9. ATL: O. Zaccarias 2-55, D. London 2-17, K. Pitts 1-25, P. Hesse 1-22, T. Allgeier 1-20.



2022 GAME SUMMARIES

WEEK 5



**CHARGERS 30
BROWNS 28**
Oct. 9, 2022
FirstEnergy Stadium, Cleveland, Ohio



TEAM	1	2	3	4	F
Los Angeles	3	14	10	3	30
Cleveland	14	7	7	0	28

SCORING SUMMARY

TEAM Q TIME PLAY

Browns	1	12:01	N.Chubb 41 yd. run (C.York kick) (5-75, 2:59)
Browns	1	4:01	A.Cooper 11 yd. pass from J.Brissett (C.York kick) (9-72, 4:51)
Chargers	1	2:26	T.Bertolet 28 yd. Field Goal (5-66, 1:35)
Chargers	2	13:39	J.Kelley 5 yd. run (T.Bertolet kick) (5-75, 2:02)
Chargers	2	5:51	A.Ekeler 12 yd. pass from J.Herbert (T.Bertolet kick) (12-99, 6:00)
Browns	2	2:55	N.Chubb 2 yd. run (C.York kick) (6-75, 2:56)
Chargers	3	10:21	A.Ekeler 22 yd. run (T.Bertolet kick) (9-75, 4:39)
Chargers	3	5:47	T.Bertolet 25 yd. Field Goal (7-23, 3:04)
Browns	3	0:55	K.Hunt 2 yd. run (C.York kick) (11-75, 4:52)
Chargers	4	9:29	T. Bertolet 27 yd. Field Goal (13-66, 6:26)

TEAM STATISTICS

	LAC	CLE
FIRST DOWNS:	26	27
TIME OF POSSESSION:	29:58	30:02
TOTAL NET YARDS: (RU/PA):	465 (238/227)	443 (213/230)
SACKS/YARDS	0/0	1/1
PUNTS/AVERAGE:	1/37.0	2/59.5
PENALTIES/YARDS:	4/17	6/65
FUMBLES/LOST:	0/0	0/0

INDIVIDUAL STATISTICS

PASSING: LAC: J. Herbert 22-34-228 (TD); CLE: J. Brissett 21-34-230 (TD).
RUSHING: LAC: A. Ekeler 16-173 (TD), J. Kelley 10-49 (TD), J. Herbert 5-13, Z. Horvath 2-3, S. Michel 1-0; CLE: N.Chubb 17-134 (2 TD), K.Hunt 11-47 (TD), J.Brissett 3-32.
RECEIVING: LAC: M. Williams (10-134), A. Ekeler 4-26 (TD), J. Palmer 3-24, J. Kelley 2-33, D. Carter 2-9, G. Everett 1-2; CLE: A. Cooper 7-76 (TD), D. Njoku 6-88, D. Peoples-Jones 4-50, K. Hunt 3-10, Dav. Bell 1-6.



WEEK 6



**PATRIOTS 38
BROWNS 15**
Oct. 16, 2022
FirstEnergy Stadium, Cleveland, Ohio



TEAM	1	2	3	4	F
New England	3	7	14	14	38
Cleveland	3	3	0	9	15

SCORING SUMMARY

TEAM Q TIME PLAY

Patriots	1	7:31	N. Folk 19 yd. Field Goal (12-63, 6:50)
Browns	1	3:00	C. York 39 yd. Field Goal (9-54, 4:31)
Patriots	2	3:23	R. Stevenson 31 yd. run (N. Folk kick) (9-87, 4:25)
Browns	2	0:26	C. York 48 yd. Field Goal (9-42, 2:57)
Patriots	3	11:22	T. Thornton 2 yd. pass from B. Zappe (N. Folk kick) (7-75, 3:38)
Patriots	3	5:32	H. Henry 31 yd. pass from B. Zappe (N. Folk kick) (3-40, 1:30)
Browns	4	14:35	C. York 51 yd. Field Goal (9-48, 2:39)
Browns	4	6:17	A. Cooper 15 yd. pass from J. Brissett (pass failed) (8-65, 2:44)
Patriots	4	4:28	T. Thornton 19 yd. run (N. Folk kick) (1-19, 0:04)
Patriots	4	3:40	R. Stevenson 6 yd. run (N. Folk kick) (3-8, 0:16)

TEAM STATISTICS

	NE	CLE
FIRST DOWNS:	20	16
TIME OF POSSESSION:	35:05	24:55
TOTAL NET YARDS: (RU/PA):	399 (98/301)	328 (70/258)
SACKS/YARDS	4/8	2/8
PUNTS/AVERAGE:	4/41.0	3/44.3
PENALTIES/YARDS:	12/92	7/63
FUMBLES/LOST:	1/1	3/2


INDIVIDUAL STATISTICS

PASSING: NE: B. Zappe 24-34-309 (2 TD); CLE: J. Brissett 21-45-266 (TD, 2 INT).
RUSHING: NE: R. Stevenson 19-76 (2 TD), T. Thornton 3-16 (TD), K. Harris 3-5, P. Strong 1-5, B. Zappe 3-(-4); CLE: N.Chubb 12-56, K.Hunt 4-12, D. Peoples-Jones 1-2, J. Brissett 1-0.
RECEIVING: NE: D. Parker 4-64, H. Henry 4-61 (TD), J. Meyers 4-60, T. Thornton 4-37 (TD), R. Stevenson 4-15, J. Smith 2-61, K. Bourne 1-17, B. Zappe 1-(-6); CLE: D. Peoples-Jones 4-74, A. Cooper 4-44 (TD), D. Njoku 3-58, H. Bryant 3-18, P. Brown 2-21, D. Johnson 2-9, M. Woods 1-15, N. Chubb 1-14, Dav. Bell 1-13.



2022 GAME SUMMARIES

WEEK 7



TEAM	1	2	3	4	F
Cleveland	0	10	3	7	20
Baltimore	10	0	0	13	23

SCORING SUMMARY

TEAM Q TIME PLAY

Browns	1	8:23	N.Chubb 2 yd. run (C.York kick) (11-75, 6:37)
Ravens	1	3:27	J.Tucker 32 yd. Field Goal (9-61, 4:56)
Browns	1	0:18	C.York 41 yd. Field Goal (5-52, 3:09)
Ravens	2	10:05	J.Tucker 34 yd. Field Goal (4-5, 1:38)
Ravens	2	1:57	G.Edwards 7 yd. run (J.Tucker kick) (10-80, 6:11)
Ravens	3	7:39	G.Edwards 1 yd. run (J.Tucker kick) (8-25, 4:18)
Browns	3	2:40	C.York 37 yd. Field Goal (10-56, 4:59)
Ravens	4	11:24	J.Tucker 55 yd. Field Goal (13-38, 6:16)
Browns	4	9:00	K.Hunt 2 yd. run (C.York kick) (7-75, 2:24)

TEAM STATISTICS

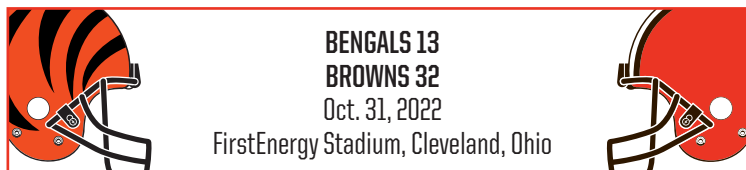
	CLE	BAL
FIRST DOWNS:	18	17
TIME OF POSSESSION:	25:56	34:04
TOTAL NET YARDS: (RU/PA):	336 (113/223)	254 (160/94)
SACKS/YARDS	3/26	5/35
PUNTS/AVERAGE:	3/57.7	3/60.3
PENALTIES/YARDS:	6/45	3/53
FUMBLES/LOST:	3/2	1/1

INDIVIDUAL STATISTICS

PASSING: CLE: J. Brissett 22-27-258; BAL: L. Jackson 9-16-120.
RUSHING: CLE: N. Chubb 16-91 (TD), J. Brissett 3-18, K. Hunt 5-4 (TD); BAL: G. Edwards 16-66 (2 TD), L. Jackson 10-59, J. Hill 5-26, K. Drake 11-5, M. Andrews 1-4, P. Ricard 1-0.
RECEIVING: CLE: D. Njoku 7-71, D. Peoples-Jones 6-71, A. Cooper 3-74, N. Chubb 2-16, H. Bryant 2-15, Dav. Bell 1-7, K. Hunt 1-4; BAL: R. Bateman 4-42, D. Duvernay 2-42, P. Ricard 2-20, I. Likely 1-16.



WEEK 8



TEAM	1	2	3	4	F
Cincinnati	0	0	0	13	13
Cleveland	0	11	14	7	32

SCORING SUMMARY

TEAM Q TIME PLAY

Browns	2	5:04	N.Chubb 3 yd. run (N.Chubb run) (10-78, 5:45)
Browns	2	0:00	C.York 55 yd. Field Goal (6-26, 0:40)
Browns	3	8:57	J.Brissett 3 yd. run (C.York kick) (11-75, 6:03)
Browns	3	3:10	A.Cooper 4 yd. pass from J.Brissett (C.York kick) (8-60, 4:17)
Bengals	4	14:15	T.Boyd 13 yd. pass from J.Burrow (kick failed, wr) (9-73, 3:55)
Browns	4	8:46	N.Chubb 11 yd. run (C.York kick) (8-83, 5:29)
Bengals	4	6:40	T.Higgins 41 yd. pass from J.Burrow (E.McPherson kick) (5-75, 2:06)

TEAM STATISTICS

	CIN	CLE
FIRST DOWNS:	15	24
TIME OF POSSESSION:	23:15	36:45
TOTAL NET YARDS: (RU/PA):	229 (36/193)	440 (172/268)
SACKS/YARDS	2/10	5/39
PUNTS/AVERAGE:	4/36.8	2/33.5
PENALTIES/YARDS:	2/6	6/56
FUMBLES/LOST:	1/1	1/1

INDIVIDUAL STATISTICS

PASSING: CIN: J. Burrow 25-35-232 (2 TD, INT); CLE: J. Brissett 17-22-278 (TD), A. Cooper 0-1-0 (INT).
RUSHING: CIN: J. Mixon 8-27, S. Perine 1-7, J. Burrow 1-2; CLE: N. Chubb 23-101 (2 TD), K. Hunt (11-42), D. Johnson 4-17, J. Brissett 6-12 (TD).
RECEIVING: CIN: J. Mixon 7-32, H. Hurst 4-42, T. Higgins 3-49 (TD), T. Boyd 3-38, S. Perine 3-10, T. Irwin 2-27, C. Evans 1-26, T. Taylor 1-5, M. Wilcox 1-3; CLE: A. Cooper 5-131 (TD), D. Peoples-Jones 4-81, K. Hunt 4-30, Dav. Bell 2-27, M. Woods 1-6, N. Chubb 1-3.



2022 GAME SUMMARIES

WEEK 10



**BROWNS 17
DOLPHINS 39**

Nov. 13, 2022

Hard Rock Stadium, Miami Gardens, Fl.



TEAM	1	2	3	4	F
Cleveland	7	0	3	7	17
Miami	7	10	13	9	39

SCORING SUMMARY

TEAM Q TIME PLAY

Browns	1	12:13	H.Bryant 1 yd. pass from J. Brissett (C.York kick) (4-53, 2:47)
Dolphins	1	6:13	A.Ingold 13 yd. pass from T.Tagovailoa (J.Sanders kick) (10-84, 6:00)
Dolphins	2	11:05	J.Sanders 39 yd. Field Goal (9-50, 4:08)
Dolphins	2	0:32	T.Sherfield 14 yd. pass from T.Tagovailoa (J.Sanders kick) (7-53, 0:50)
Dolphins	3	11:35	R.Mostert 24 yd. run (J.Sanders kick) (6-70, 3:25)
Browns	3	6:56	C.York 37 yd. Field Goal (11-56, 4:39)
Dolphins	3	0:37	T.Hill 2 yd. pass from T.Tagovailoa (kick failed, wr) (13-77, 6:19)
Browns	4	13:09	N.Chubb 33 yd. run (C.York kick) (7-76, 2:28)
Dolphins	4	8:15	J.Sanders 33 yd. Field Goal (9-60, 4:54)
Dolphins	4	7:07	J.Wilson 20 yd. run (kick failed, wl) (1-20, 0:06)

TEAM STATISTICS

	CLE	MIA
FIRST DOWNS:	20	29
TIME OF POSSESSION:	26:46	33:14
TOTAL NET YARDS: (RU/PA):	297 (112/185)	491 (195/296)
SACKS/YARDS	1/6	3/27
PUNTS/AVERAGE:	1/41.0	0/0
PENALTIES/YARDS:	6/52	5/43
FUMBLES/LOST:	1/1	1/0

INDIVIDUAL STATISTICS

PASSING: **CLE:** J.Brissett 22-35-212 (TD); **MIA:** T.Tagovailoa 25-32-285 (3 TD), S.Thompson 1-1-17.
RUSHING: **CLE:** N.Chubb 11-63 (TD), J.Brissett 7-40, K. Hunt 6-9; **MIA:** J.Wilson 17-119 (TD), R.Mostert 8-65 (TD), S.Ahmed 3-11, S.Thompson 3-0, D.Smythe 1-0, T.Tagovailoa 1-0.
RECEIVING: **CLE:** D.Peoples-Jones 5-99, A.Cooper 3-32, Dav.Bell 3-24, N.Chubb 3-18, H.Bryant 3-15 (TD), P.Brown 2-13, K.Hunt 1-10, A.Schwartz 1-3, D.Johnson 1-(-2); **MIA:** T.Hill 5-44 (TD), J.Waddle 4-66, T.Sherfield 4-63 (TD), A.Ingold 4-45, R.Mostert 4-22, M.Gesicki 2-31, J.Wilson 2-24, C.Wilson 1-7.



WEEK 11



**BROWNS 23
BILLS 31**

Nov. 20, 2022

Ford Field, Detroit, Mi.



TEAM	1	2	3	4	F
Cleveland	7	3	0	13	23
Buffalo	3	10	9	9	31

SCORING SUMMARY

TEAM Q TIME PLAY

Browns	1	9:02	A.Cooper 25 yd. pass from J.Brissett (C.York kick) (9-75, 5:58)
Bills	1	3:32	T.Bass 42 yd. Field Goal (4-8, 1:44)
Browns	2	14:05	C.York 32 yd. Field Goal (9-51, 4:27)
Bills	2	4:54	T.Bass 36 yd. Field Goal (11-34, 3:23)
Bills	2	0:14	S.Diggs 5 yd. pass from J.Allen (T.Bass kick) (11-78, 1:40)
Bills	3	9:42	T.Bass 56 yd. Field Goal (8-36, 5:18)
Bills	3	4:08	D.Singletery 5 yd. run (run failed) (4-73, 1:41)
Bills	4	13:20	T.Bass 49 yd. Field Goal (7-45, 3:17)
Bills	4	6:45	T.Bass 28 yd. Field Goal (9-54, 5:08)
Browns	4	4:11	A.Cooper 7 yd. pass from J.Brissett (pass failed) (9-75, 2:34)
Bills	4	1:56	T.Bass 39 yd. Field Goal (7-21, 2:15)
Browns	4	0:19	D.Peoples-Jones 2 yd. pass from J.Brissett (C.York kick) (8-75, 1:37)

TEAM STATISTICS

	CLE	BUF
FIRST DOWNS:	27	22
TIME OF POSSESSION:	26:46	33:14
TOTAL NET YARDS: (RU/PA):	396 (80/316)	357 (171/186)
SACKS/YARDS	2/11	1/8
PUNTS/AVERAGE:	3/42.3	2/49.5
PENALTIES/YARDS:	6/42	8/89
FUMBLES/LOST:	1/1	0/0

INDIVIDUAL STATISTICS

PASSING: **CLE:** J.Brissett 28-41-324 (3 TD); **BUF:** J.Allen 18-27-197 (TD).
RUSHING: **CLE:** K.Hunt 5-32, J.Brissett 7-29, N.Chubb 14-19; **BUF:** D.Singletery 18-86 (TD), J.Cook 11-86, J.Allen 3-7, N.Hines 1-(-8).
RECEIVING: **CLE:** A.Cooper 8-113 (2 TD), D.Peoples-Jones 5-61 (TD), H.Bryant 4-41, Dav.Bell 4-22, N.Chubb 3-48, K.Hunt 2-22, D.Njoku 2-17; **BUF:** D.Knox 7-70, G.Davis 5-68, S.Diggs 4-48 (TD), D.Singletery 2-11.



2022 GAME SUMMARIES

WEEK 12



**BUCCANEERS 17
BROWNS 23 (OT)**
Nov. 27, 2022
FirstEnergy Stadium, Cleveland, Ohio



TEAM	1	2	3	4	OT	F
Tampa Bay	7	3	7	0	0	17
Cleveland	10	0	0	7	6	23

SCORING SUMMARY

TEAM	Q	TIME	PLAY
Browns	1	10:45	A.Schwartz 31 yd. run (C.York kick) (7-78, 4:15)
Bucs	1	5:11	C.Godwin 10 yd. pass from T.Brady (R.Succop kick) (9-75, 5:34)
Browns	1	2:22	C.York 51 yd. Field Goal (7-42, 2:49)
Bucs	2	0:39	R.Succop 42 yd. Field Goal (10-47, 3:14)
Bucs	3	7:41	K.Kieft 5 yd. pass from T.Brady (R.Succop kick) (7-80, 3:48)
Browns	4	0:32	D.Njoku 5 yd. pass from J.Brissett (C.York kick) (6-46, 1:38)
Browns	5	0:19	N.Chubb 3 yd. run (6-71, 2:26)

TEAM STATISTICS

	TB	CLE
FIRST DOWNS:	16	22
TIME OF POSSESSION:	30:37	39:04
TOTAL NET YARDS: (RU/PA):	325 (96/229)	367 (189/178)
SACKS/YARDS	4/32	3/17
PUNTS/AVERAGE:	9/47.2	6/54.8
PENALTIES/YARDS:	9/70	5/42
FUMBLES/LOST:	0/0	0/0

INDIVIDUAL STATISTICS

PASSING: TB: T.Brady 29-43-246 (2 TD); CLE: J. Brissett 23-37-210 (TD, INT).
RUSHING: TB: R.White 14-64, K.Vaughn 4-15, J.Jones 1-15, T.Brady 1-2; CLE: N.Chubb 26-116 (TD), A.Schwartz 1-31 (TD), J.Brissett 2-27, K. Hunt (5-15).
RECEIVING: TB: C.Godwin 12-110 (TD), R.White 9-45, J.Jones 3-40, M.Evans 2-31, C.Brake 2-15, K.Kieft 1-5 (TD); CLE: A.Cooper 7-94, D.Njoku 5-29 (TD), Dav.Bell 4-23, D.Peoples-Jones 2-16, H.Bryant 2-9, A.Schwartz 1-17, N.Chubb 1-16, K.Hunt 1-6.



WEEK 13



**BROWNS 27
TEXANS 14**
Dec. 4, 2022
NRG Stadium, Houston, Texas



TEAM	1	2	3	4	F
Cleveland	0	7	7	13	27
Houston	3	2	3	6	14

SCORING SUMMARY


TEAM	Q	TIME	PLAY
Texans	1	8:02	K.Fairbairn 44 yd. Field Goal (8-13, 3:51)
Texans	2	11:53	N.Chubb tackled in endzone by R.Lopez for a Safety
Browns	2	3:41	D.Peoples-Jones 76 yd. punt return (C.York kick)
Browns	3	10:10	D.Ward 4 yd. fumble return (C.York kick)
Texans	3	5:08	K.Fairbairn 35 yd. Field Goal (7-59, 5:02)
Browns	4	9:36	C.York 43 yd. Field Goal (11-42, 5:58)
Browns	4	9:30	T.Fields 16 yd. interception return (C.York kick)
Browns	4	4:03	C.York 42 yd. Field Goal (4-8, 1:26)
Texans	4	1:57	N.Collins 6 yd. pass from K.Allen (pass failed) (7-75, 2:06)

TEAM STATISTICS

	CLE	HOU
FIRST DOWNS:	14	16
TIME OF POSSESSION:	32:16	27:44
TOTAL NET YARDS: (RU/PA):	304 (174/131)	283 (82/201)
SACKS/YARDS	0/0	1/1
PUNTS/AVERAGE:	6/51.8	7/50.6
PENALTIES/YARDS:	6/56	5/31
FUMBLES/LOST:	1/1	3/2

INDIVIDUAL STATISTICS

PASSING: CLE: D.Watson 12-22-131 (INT); HOU: K.Allen 20-39-201 (TD, 2 INT).
RUSHING: CLE: N.Chubb 17-80, K.Hunt 9-56, D.Watson 7-21, H.Bryant 1-8, A.Schwartz 1-6, J.Ford 3-3; HOU: D.Pierce 18-73, D.Ogunbowale 2-8, K.Allen 2-1.
RECEIVING: CLE: A.Cooper 4-40, D.Peoples-Jones 3-44, K.Hunt 2-18, A.Schwartz 1-12, P.Brown 1-11, H.Bryant 1-6; HOU: B.Jordan 4-46, C.Moore 3-46, N.Collins 3-35, D.Pierce 3-22, J.Akins 3-21, P.Dorsett 2-18, D.Ogunbowale 2-13.



2022 GAME SUMMARIES

WEEK 14



**BROWNS 10
BENGALS 23**
Dec. 11, 2022
Paycor Stadium, Cincinnati, Ohio



TEAM	1	2	3	4	F
Cleveland	0	3	7	0	10
Cincinnati	0	13	7	3	23

SCORING SUMMARY

TEAM Q TIME PLAY

Bengals	2	9:43	J.Chase 15 yd. pass from J.Burrow (E.McPherson kick) (9-85, 5:03)
Browns	2	2:59	C.York 26 yd. Field Goal (13-63, 6:44)
Bengals	2	0:24	S.Perine 6 yd. run (kick failed, wl) (9-75, 2:35)
Bengals	3	7:26	T.Irwin 45 yd. pass from J.Burrow (E.McPherson kick) (2-56, 0:44)
Browns	3	2:17	D.Njoku 13 yd. pass from D.Watson (C.York kick) (10-71, 5:09)
Bengals	4	14:57	E.McPherson 30 yd. Field Goal (6-63, 2:20)

TEAM STATISTICS


	CLE	CIN
FIRST DOWNS:	18	23
TIME OF POSSESSION:	31:52	28:08
TOTAL NET YARDS: (RU/PA):	344 (71/273)	363 (136/227)
SACKS/YARDS	2/12	2/3
PUNTS/AVERAGE:	4/55.0	5/41.0
PENALTIES/YARDS:	9/98	4/36
FUMBLES/LOST:	0/0	0/0

INDIVIDUAL STATISTICS

PASSING: CLE: D.Watson 26-42-276 (TD, INT), J.Brissett 0-1-0; **CIN:** J.Burrow 18-33-239 (2 TD, INT).

RUSHING: CLE: N.Chubb 14-34, D.Watson 6-33, K.Hunt 4-6, D.Njoku 1-(-2); **CIN:** J.Mixon 14-96, S.Perine 4-22 (TD), J.Burrow 6-10, J.Chase 1-6, T.Williams 1-2.

RECEIVING: CLE: D.Peoples Jones 8-114, D.Njoku 7-59 (TD), Dav. Bell 3-27, N.Chubb 3-20, A.Cooper 2-42, K.Hunt 2-6, H.Bryant 1-8; **CIN:** J.Chase 10-119 (TD), T.Irwin 2-58 (TD), J.Mixon 2-10, T.Taylor 1-34, M.Wilcox 1-10, T.Williams 1-6, S.Perine 1-2.



WEEK 15



**RAVENS 3
BROWNS 13**
Dec. 17, 2022
FirstEnergy Stadium, Cleveland, Ohio



TEAM	1	2	3	4	F
Baltimore	0	3	0	0	3
Cleveland	0	6	7	0	13

SCORING SUMMARY

TEAM Q TIME PLAY

Browns	2	14:10	C.York 47 yd. Field Goal (14-64, 7:42)
Ravens	2	5:31	J.Tucker 53 yd. Field Goal (9-27, 4:26)
Browns	2	1:52	C.York 23 yd. Field Goal (11-71, 3:39)
Browns	3	2:10	D.Peoples-Jones 3 yd. pass from D.Watson (C.York kick) (12-91, 6:08)

TEAM STATISTICS

	BAL	CLE
FIRST DOWNS:	12	19
TIME OF POSSESSION:	26:52	33:08
TOTAL NET YARDS: (RU/PA):	324 (198/126)	283 (143/140)
SACKS/YARDS	3/21	3/12
PUNTS/AVERAGE:	1/41.0	3/51.7
PENALTIES/YARDS:	3/25	3/32
FUMBLES/LOST:	4/1	0/0

INDIVIDUAL STATISTICS

PASSING: BAL: T.Huntley 17-30-138 (INT); **CLE:** D.Watson 18-28-161 (TD).

RUSHING: BAL: J.Dobbins 13-125, G.Edwards 7-55, T.Huntley 6-15, J.Hill 1-3, P.Ricard 1-0; **CLE:** N.Chubb 21-99, K.Hunt 4-24, D.Watson 6-22, J.Brissett 1-3, M.Woods 1-(-5).

RECEIVING: BAL: D.Robinson 6-29, M.Andrews 3-31, D.Duvernay 2-29, I.Likely 2-18, J.Oliver 2-13, J.Hill 1-15, J.Dobbins 1-3; **CLE:** A.Cooper 4-58, D.Peoples-Jones 4-31 (TD), D.Njoku 3-28, D.Baldwin 2-25, H.Bryant 2-7, D.Felton 1-5, M.Woods 1-4, K.Hunt 1-3.



2022 GAME SUMMARIES

WEEK 16



**SAINTS 17
BROWNS 10**
Dec. 24, 2022
FirstEnergy Stadium, Cleveland, Ohio



TEAM	1	2	3	4	OT	F
New Orleans	0	3	14	0		17
Cleveland	0	10	0	0		10

SCORING SUMMARY

TEAM Q TIME PLAY

Browns	2	14:55	D.Watson 12 yd. run (C.York kick) (5-30, 2:49)
Browns	2	4:07	C.York 30 yd. Field Goal (17-60, 8:44)
Saints	2	0:00	W.Lutz 23 yd. Field Goal (10-68, 4:07)
Saints	3	9:40	T.Hill 8 yd. run (W.Lutz kick) (9-67, 5:20)
Saints	3	0:55	A.Kamara 4 yd. run (W.Lutz kick) (4-15, 2:00)

TEAM STATISTICS

	NO	CLE
FIRST DOWNS:	14	15
TIME OF POSSESSION:	29:14	30:46
TOTAL NET YARDS: (RU/PA):	244 (152/92)	249 (124/125)
SACKS/YARDS	2/10	0/0
PUNTS/AVERAGE:	6/42.3	5/42.6
PENALTIES/YARDS:	2/15	4/45
FUMBLES/LOST:	2/0	0/0

INDIVIDUAL STATISTICS

PASSING: NO: A.Dalton 8-15-92 (INT); **CLE:** D.Watson 15-31-135 (INT).
RUSHING: NO: A.Kamara 20-76 (TD), T.Hill 9-56 (TD), D.Johnson 7-16, A.Prentice 2-5, A.Dalton 1-(-1); **CLE:** N.Chubb 24-92, D.Watson 3-24 (TD), K.Hunt 7-8.
RECEIVING: NO: R.Shaheed 4-41, A.Kamara 2-34, J.Johnson 1-9, D.Johnson 1-8; **CLE:** A.Cooper 6-72, K.Hunt 3-14, D.Njoku 2-14, Dav.Bell 1-18, N.Chubb 1-10, M.Woods 1-5, D.Peoples-Jones 1-2.



WEEK 17



**BROWNS 24
COMMANDERS 10**
Jan. 1, 2022
FedEx Field, Landover, Md.



TEAM	1	2	3	4	F
Cleveland	3	0	14	7	24
Washington	0	7	0	3	10

SCORING SUMMARY

TEAM Q TIME PLAY

Browns	1	9:02	C.York 37 yd. Field Goal (5-17, 1:26)
Commanders	2	0:21	C.Wentz 1 yd. run (J.Slye kick) (21-96, 11:27)
Browns	3	10:03	A.Cooper 46 yd. pass from D.Watson (C.York kick) (6-63, 2:50)
Browns	3	0:36	D.Peoples-Jones 13 yd. pass from D.Watson (C.York kick) (12-84, 6:20)
Commanders	4	10:26	J.Slye 43 yd. Field Goal (9-50, 5:10)
Browns	4	5:21	A.Cooper 33 yd. pass from D.Watson (C.York kick) (9-75, 5:05)

TEAM STATISTICS

	CLE	WAS
FIRST DOWNS:	16	17
TIME OF POSSESSION:	26:28	33:32
TOTAL NET YARDS: (RU/PA):	301 (146/155)	260 (136/124)
SACKS/YARDS	3/19	5/14
PUNTS/AVERAGE:	4/46.8	2/45.0
PENALTIES/YARDS:	3/20	5/24
FUMBLES/LOST:	0/0	0/0

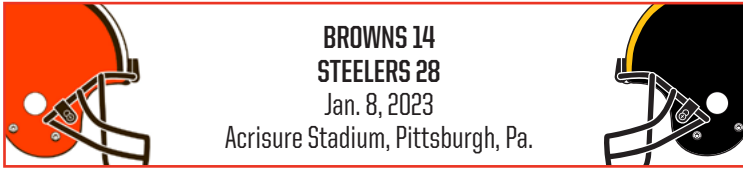
INDIVIDUAL STATISTICS

PASSING: CLE: D.Watson 9-18-169 (3 TD); **WAS:** C.Wentz 16-28-143 (3 INT).
RUSHING: CLE: N.Chubb 14-104, D.Watson 8-31, J.Ford 5-9, J.Brissett 1-2, K.Hunt 2-0; **WAS:** B.Robinson 24-87, J.Williams 9-30, T.McLaurin 1-12, C.Wentz 3-7 (TD).
RECEIVING: CLE: A.Cooper 3-105 (2 TD), H.Bryant 2-19, D.Njoku 1-21, D.Peoples-Jones 1-13 (TD), N.Chubb 1-12, K.Hunt 1-(-1); **WAS:** L.Thomas 6-56, J.Dotson 3-37, J.Williams 3-3, T.McLaurin 2-25, C.Sims 1-16, C.Samuel 1-6.



2022 GAME SUMMARIES

WEEK 18



TEAM	1	2	3	4	F
Cleveland	0	7	0	7	14
Pittsburgh	0	10	10	8	28

SCORING SUMMARY

TEAM Q TIME PLAY

Browns	2	6:27	D.Njoku 10 yd. pass from D.Watson (C.York kick) (10-71, 4:57)
Steelers	2	1:47	G.Pickens 31 yd. pass from K.Pickett (C.Boswell kick) (9-75, 4:40)
Steelers	2	0:38	C.Boswell 49 yd. Field Goal (6-25, 0:33)
Steelers	3	9:04	C.Boswell 34 yd. Field Goal (12-59, 5:56)
Steelers	3	3:12	N.Harris 4 yd. run (C.Boswell kick) (6-25, 2:30)
Browns	4	10:11	N.Chubb 2 yd. pass from D.Watson (C.York kick) (7-77, 4:38)
Steelers	4	4:37	D.Watt 1 yd. run (K.Pickett-D.Johnson pass) (14-75, 5:34)

TEAM STATISTICS

	CLE	PIT
FIRST DOWNS:	18	23
TIME OF POSSESSION:	29:04	30:56
TOTAL NET YARDS: (RU/PA):	307 (134/173)	337 (148/195)
SACKS/YARDS	1/6	7/57
PUNTS/AVERAGE:	4/48.5	3/48.0
PENALTIES/YARDS:	9/65	4/20
FUMBLES/LOST:	1/0	3/1

INDIVIDUAL STATISTICS

PASSING: CLE: D.Watson 19-29-230 (2 TD, 2 INT); PIT: K.Pickett 13-29-195 (TD).

RUSHING: CLE: N.Chubb 12-77, D.Watson 6-44, K.Hunt 4-13; PIT: N.Harris 23-84 (TD), J.Warren 6-36, S.Sims 1-16, Co.Hayward 1-6, G.Olszewski 2-4, K.Pickett 3-1, D.Watt 1-1 (TD).

RECEIVING: CLE: N.Chubb 5-45 (TD), D.Njoku 4-42 (TD), K.Hunt 3-15, A.Cooper 2-51, D.Peoples-Jones 2-42, H.Bryant 2-20, M.Woods 1-15; PIT: G.Pickens 3-72 (TD), Co.Hayward 3-45, J.Warren 3-7, D.Johnson 2-38, Z.Gentry 1-23, N.Harris 1-10.



2022 SUPPLEMENTAL STATISTICS

2022 BROWNS W-L RECORD BREAKDOWN

	2022 SEASON				2021 SEASON			
	OVERALL	VS. AFCN	HOME	ROAD	OVERALL	VS. AFCN	HOME	ROAD
Overall	7-10	3-3	4-4	3-6	8-9	3-3	6-3	2-6
On grass	5-7	3-2	4-4	1-3	6-7	2-3	6-3	0-4
On artificial surfaces	2-3	0-1	0-0	2-3	2-2	1-0	0-0	2-2
When scoring first	6-7	3-2	4-3	2-4	6-5	3-1	5-1	1-4
When opponent scores first	1-3	0-1	0-1	1-2	2-4	0-2	1-2	1-2
In overtime	1-0	0-0	1-0	0-0	0-0	0-0	0-0	0-0
When leading after first quarter	5-4	2-1	3-2	2-2	3-2	2-1	3-1	0-1
When leading at halftime	4-2	2-0	2-2	2-0	7-2	3-0	5-0	2-2
When leading after third quarter	6-2	3-0	3-2	3-0	8-3	3-1	6-1	2-2
When trailing after first quarter	1-2	0-1	0-0	1-2	2-6	0-2	1-2	1-4
When trailing at halftime	2-6	1-3	1-1	1-5	0-6	0-2	0-2	0-4
When trailing after third quarter	1-7	0-3	1-2	0-5	0-6	0-2	0-2	0-4
When tied at halftime	1-2	0-0	1-1	0-1	1-1	0-1	1-1	0-0
On Sunday	4-9	0-3	1-3	3-6	7-6	3-2	5-2	2-4
On Monday	1-0	1-0	1-0	0-0	0-2	0-1	0-1	0-1
On Thursday	1-0	1-0	1-0	0-0	1-0	0-0	1-0	0-0
On Saturday	1-1	1-0	1-1	0-0	0-1	0-0	0-0	0-1
Day games (before 5 p.m.)	5-10	1-3	2-4	3-6	7-6	3-1	5-2	2-4
Night games (after 5 p.m.)	2-0	2-0	2-0	0-0	1-3	0-2	1-1	0-2
When CLE had 100-yard rusher	5-2	2-0	3-1	2-1	5-2	2-0	3-0	2-2
When CLE had 100-yard receiver	3-3	2-1	2-1	1-2	0-3	0-0	0-1	0-2
When CLE had 300-yard passer	0-1	0-0	0-0	0-1	0-2	0-0	0-0	0-2
When OPP had 100-yard rusher	1-2	1-0	1-1	0-1	1-2	0-1	1-0	0-2
When OPP had 100-yard receiver	2-3	0-1	1-2	1-1	1-3	1-0	1-0	0-3
When OPP had 300-yard passer	0-2	0-0	0-2	0-0	0-2	0-0	0-0	0-2

2022 REPLAYS AND CHALLENGES

(2022 BROWNS CHALLENGES)

BROWNS CHALLENGES (1/3)

DATE	OPP.	TIME	INITIAL CALL	DECISION
10/23	at BAL	14:16 (Q2)	Ravens QB L. Jackson scrambles left end to BLT 25 for 7 yards	Call stood for 7 yard gain
11/27	vs. TB	14:32 (Q2)	Browns QB J. Brissett pass short left to D. Njoku pushed ob at CLV 41 for 5 yards	Call stood for 5 yard gain
12/4	at HOU	14:54 (Q1)	K. Allen pass incomplete deep right to T. Quitoriano [D. Ward]	Call reversed to interception by J. Johnson

OPPONENT CHALLENGES (2/4)

DATE	OPP.	TIME	INITIAL CALL	DECISION
9/18	NYJ	13:46 (Q1)	Jets QB J. Flacco pass incomplete short right to T. Conklin	Call stood for an incomplete pass
10/31	CIN	12:35 (Q2)	Browns QB J. Brissett pass deep middle to A. Cooper to CLV 45 for 17 yards	Call reversed to an incomplete pass
12/11	CIN	9:16 (Q1)	Bengals QB J. Burrow pass incomplete short right to J. Chase	Call stood for an incomplete pass
12/11	CIN	4:07 (Q3)	Browns QB D. Watson pass short right to A. Cooper ran ob at CIN 34 for 7 yards	Call reversed to an incomplete pass

2022 SUPPLEMENTAL STATISTICS

2022 STARTING LINEUPS AND INACTIVES

OFFENSIVE GAME-BY-GAME STARTERS

GAME	OPP.	WR	LT	LG	C	RG	RT	TE	TE	WR	QB	RB
9/11	at CAR	A. Cooper	J. Wills	J. Bitonio	E. Pocic	W. Teller	J. Hudson	D. Njoku	Dav. Bell (WR)	D. Peoples-Jones	J. Brissett	N. Chubb
9/18	NYJ	A. Cooper	J. Wills	J. Bitonio	E. Pocic	W. Teller	J. Hudson	D. Njoku	H. Bryant	D. Peoples-Jones	J. Brissett	N. Chubb
9/22	PIT	A. Cooper	J. Wills	J. Bitonio	E. Pocic	W. Teller	J. Conklin	D. Njoku	M. Dunn (OL)	D. Peoples-Jones	J. Brissett	N. Chubb
10/2	at ATL	A. Cooper	J. Wills	J. Bitonio	E. Pocic	W. Teller	J. Conklin	D. Njoku	H. Bryant	D. Peoples-Jones	J. Brissett	N. Chubb
10/9	LAC	A. Cooper	J. Wills	J. Bitonio	E. Pocic	W. Teller	J. Conklin	D. Njoku	H. Bryant	P. Brown (TE)	J. Brissett	N. Chubb
10/16	NE	A. Cooper	J. Wills	J. Bitonio	E. Pocic	W. Teller	J. Conklin	D. Njoku	H. Bryant	P. Brown (TE)	J. Brissett	N. Chubb
10/23	at BAL	A. Cooper	J. Wills	J. Bitonio	E. Pocic	H. Froholdt	J. Conklin	D. Njoku	H. Bryant	D. Peoples-Jones	J. Brissett	N. Chubb
10/31	CIN	A. Cooper	J. Wills	J. Bitonio	E. Pocic	H. Froholdt	J. Conklin	M. Dunn (OL)	Dav. Bell (WR)	D. Peoples-Jones	J. Brissett	N. Chubb
11/13	at MIA	A. Cooper	J. Wills	J. Bitonio	E. Pocic	W. Teller	J. Conklin	P. Brown	H. Bryant	D. Peoples-Jones	J. Brissett	N. Chubb
11/20	at BUF	A. Cooper	J. Wills	J. Bitonio	E. Pocic	W. Teller	J. Conklin	D. Njoku	A. Schwartz (WR)	D. Peoples-Jones	J. Brissett	N. Chubb
11/27	TB	A. Cooper	J. Wills	J. Bitonio	H. Froholdt	W. Teller	J. Conklin	D. Njoku	C. Hubbard (OL)	D. Peoples-Jones	J. Brissett	N. Chubb
12/4	at HOU	A. Cooper	J. Wills	J. Bitonio	H. Froholdt	W. Teller	J. Conklin	P. Brown	Dav. Bell (WR)	D. Peoples-Jones	D. Watson	N. Chubb
12/11	at CIN	A. Cooper	J. Wills	J. Bitonio	H. Froholdt	W. Teller	J. Conklin	D. Njoku	D. Felton (WR)	D. Peoples-Jones	D. Watson	N. Chubb
12/17	BAL	A. Cooper	J. Wills	J. Bitonio	H. Froholdt	W. Teller	J. Conklin	D. Njoku	D. Felton (WR)	D. Peoples-Jones	D. Watson	N. Chubb
12/24	NO	A. Cooper	J. Wills	J. Bitonio	E. Pocic	W. Teller	J. Conklin	D. Njoku	H. Bryant	P. Brown (TE)	D. Watson	N. Chubb
1/1	at WAS	A. Cooper	J. Wills	J. Bitonio	E. Pocic	W. Teller	J. Conklin	D. Njoku	H. Bryant	D. Peoples-Jones	D. Watson	N. Chubb
1/8	at PIT	A. Cooper	J. Wills	J. Bitonio	E. Pocic	W. Teller	J. Hudson	D. Njoku	H. Bryant	D. Peoples-Jones	D. Watson	N. Chubb

DEFENSIVE GAME-BY-GAME STARTERS

GAME	OPP.	DE	DT	DT	DE	WILL	MIKE	CB	CB	SS	FS	S
9/11	at CAR	M. Garrett	J. Elliott	T. Bryan	J. Clowney	J. Owusu-Koramoah	A. Walker	D. Ward	G. Newsome	G. Delpit	J. Johnson	R. Harrison
9/18	NYJ	M. Garrett	J. Elliott	T. Bryan	J. Clowney	J. Owusu-Koramoah	A. Walker	D. Ward	G. Newsome	G. Delpit	J. Johnson	R. Harrison
9/22	PIT	M. Garrett	J. Elliott	T. Bryan	A. Wright	J. Owusu-Koramoah	A. Walker	D. Ward	G. Newsome	G. Delpit	J. Johnson	S. Takitaki (SAM)
10/2	at ATL	A. Wright	J. Elliott	T. Togiai	I. Rochell	J. Owusu-Koramoah	J. Phillips	D. Ward	G. Newsome	G. Delpit	J. Johnson	S. Takitaki (SAM)
10/9	LAC	M. Garrett	J. Elliott	T. Bryan	J. Clowney	J. Owusu-Koramoah	J. Phillips	D. Ward	G. Newsome	G. Delpit	J. Johnson	R. Harrison
10/16	NE	M. Garrett	J. Elliott	T. Bryan	J. Clowney	J. Owusu-Koramoah	J. Phillips	M. Emerson	G. Newsome	G. Delpit	J. Johnson	T. Togiai (DT)
10/23	at BAL	M. Garrett	J. Elliott	T. Bryan	J. Clowney	J. Owusu-Koramoah	J. Phillips	M. Emerson	G. Newsome	G. Delpit	J. Johnson	R. Harrison
10/31	CIN	M. Garrett	J. Elliott	T. Bryan	A. Wright	S. Takitaki (SAM)	D. Jones	M. Emerson	G. Newsome	G. Delpit	J. Johnson	G. Williams (DB)
11/13	at MIA	M. Garrett	J. Elliott	T. Bryan	J. Clowney	S. Takitaki (SAM)	D. Jones	D. Ward	G. Newsome	D. Bell (S)	J. Johnson	R. Harrison
11/20	at BUF	M. Garrett	J. Elliott	T. Bryan	J. Clowney	J. Owusu-Koramoah	S. Takitaki (SAM)	D. Ward	M. Emerson	G. Delpit (S)	J. Johnson	A. Green (CB)
11/27	TB	M. Garrett	J. Elliott	T. Bryan	J. Clowney	J. Owusu-Koramoah	S. Takitaki	D. Ward	M. Emerson	G. Delpit (S)	J. Johnson (S)	T. Fields (SAM)
12/4	at HOU	M. Garrett	J. Elliott	T. Bryan	J. Clowney	J. Owusu-Koramoah	S. Takitaki	D. Ward	G. Newsome	G. Delpit (S)	J. Johnson (S)	T. Fields (SAM)
12/11	at CIN	M. Garrett	J. Elliott	T. Bryan	J. Clowney	J. Owusu-Koramoah	D. Jones	D. Ward	M. Emerson	G. Delpit	J. Johnson	G. Newsome (DB)
12/17	BAL	M. Garrett	J. Elliott	B. Stille	T. Bryan	J. Kunaszyk	D. Jones	D. Ward	G. Newsome	G. Delpit	J. Johnson	T. Fields (SAM)
12/24	NO	A. Wright	J. Elliott	T. Bryan	C. Winovich	J. Kunaszyk	R. Ragland	D. Ward	G. Newsome	G. Delpit	J. Johnson	T. Fields (SAM)
1/1	at WAS	M. Garrett	J. Elliott	T. Bryan	J. Clowney	T. Fields (SAM)	D. Jones	D. Ward	G. Newsome	G. Delpit	J. Johnson	D. Bell
1/8	at PIT	M. Garrett	J. Elliott	T. Bryan	C. Winovich	T. Fields (SAM)	R. Ragland	D. Ward	G. Newsome	G. Delpit	J. Johnson	J. Carter (LB)

GAME-BY-GAME INACTIVES

GAME	OPP.
9/11	at CAR QB K. Mond, WR M. Woods, RB D. Johnson, S R. LeCounte, DE I. Thomas, T C. Hubbard, T J. Conklin
9/18	NYJ QB K. Mond, WR M. Woods, RB D. Johnson, S R. LeCounte, T C. Hubbard, T J. Conklin, DT P. Winfrey
9/22	PIT QB K. Mond, WR M. Woods, RB D. Felton, S R. LeCounte, T J. Haeg, T C. Hubbard, DE J. Clowney
10/2	at ATL QB K. Mond, WR M. Woods, T J. Haeg, T C. Hubbard, DE J. Clowney, DE M. Garrett, DT T. Bryan
10/9	LAC QB K. Mond, WR M. Woods, RB D. Felton, T J. Haeg, T D. Forbes, T C. Hubbard, TE M. Forristall
10/16	NE QB K. Mond, CB D. Ward, RB D. Felton, T J. Haeg, T D. Forbes, T C. Hubbard, DE J. Clowney
10/23	at BAL QB K. Mond, WR A. Schwartz, CB D. Ward, T J. Haeg, T C. Hubbard, G W. Teller, DE I. Rochell
10/31	CIN QB K. Mond, CB D. Ward, LB J. Owusu-Koramoah, T C. Hubbard, G W. Teller, TE D. Njoku, DT P. Winfrey
11/13	at MIA QB K. Mond, RB D. Felton, LB J. Owusu-Koramoah, CB T. Graham, G M. Dunn, TE D. Njoku, DT P. Winfrey
11/20	at BUF QB K. Mond, CB G. Newsome, RB D. Felton, S D. Bell, DE I. Thomas, G D. Forbes, DT P. Winfrey
11/27	TB QB K. Mond, WR M. Woods, CB G. Newsome, RB D. Felton, DE C. Winovich, DT T. Togiai
12/4	at HOU QB K. Mond, WR M. Woods, CB T. Graham, DE I. Thomas, TE D. Njoku, DT T. Togiai
12/11	at CIN QB K. Mond, WR J. Darden, LB R. Ragland, CB G. Williams, DE C. Winovich, T C. Hubbard, DT T. Togiai
12/17	BAL QB K. Mond, WR J. Darden, WR Dav. Bell, CB T. Graham, DE I. Thomas, T C. Hubbard, DT T. Togiai
12/24	NO QB K. Mond, WR J. Darden, RB D. Felton, CB T. Graham, T C. Hubbard, DE J. Clowney
1/1	at WAS QB K. Mond, RB D. Felton, CB T. Graham, DT B. Stille, DE I. Thomas, T C. Hubbard, DT T. Togiai
1/8	at PIT QB K. Mond, RB D. Felton, CB T. Graham, DT B. Stille, DE I. Thomas, T J. Conklin, DE J. Clowney

2022 SUPPLEMENTAL STATISTICS

2022 DEFENSIVE GAME-BY-GAME STATS

INTERCEPTIONS

GAME	OPP.	NO.	YARDS	LG	TD	PLAYERS
9/11	at CAR	1	-4	-4	0	G. Delpit
9/18	NYJ	0	0	-	0	None
9/22	PIT	0	0	-	0	None
10/2	at ATL	1	0	0	0	D. Ward
10/9	LAC	0	0	-	0	None
10/16	NE	0	0	-	0	None
10/23	at BAL	0	0	-	0	None
10/31	CIN	1	0	0	0	A. Green
11/13	at MIA	0	0	-	0	None
11/20	at BUF	0	0	-	0	None
11/27	TB	0	0	-	0	None
12/4	at HOU	2	16	16	1	J. Johnson, T. Fields
12/11	at CIN	1	5	5	0	D. Jones
12/17	BAL	1	0	0	0	D. Ward
12/24	NO	1	40	40	0	G. Delpit
1/1	at WAS	3	0	0	0	G. Delpit (2), D. Ward
1/8	at PIT	0	0	-	0	None
TOTALS 17 GAMES		11	57	40	1	

FUMBLES

GAME	OPP.	FUMBLES FORCED		FUMBLES RECOVERED	
		NO.	PLAYERS	NO.	PLAYERS
9/11	at CAR	1	M. Garrett	0	None
9/18	NYJ	2	J. Clowney, J. Owusu-Koramoah	1	J. Clowney
9/22	PIT	1	J. Johnson	1	D. Ward
10/2	at ATL	0	None	0	None
10/9	LAC	0	None	0	None
10/16	NE	1	M. Garrett	1	J. Johnson
10/23	at BAL	1	J. Owusu-Koramoah	1	I. Thomas
10/31	CIN	1	S. Takitaki	1	T. Togiai
11/13	at MIA	0	None	0	None
11/20	at BUF	0	None	0	None
11/27	TB	0	None	0	None
12/4	at HOU	1	T. Fields	1	D. Ward
12/11	at CIN	0	None	0	None
12/17	BAL	1	J. Johnson	1	J. Johnson
12/24	NO	0	None	0	None
1/1	at WAS	0	None	0	None
1/8	at PIT	1	D. Jones	1	A. Wright
TOTALS 17 GAMES		10		8	

QUARTERBACK SACKS

GAME	OPP.	NO.	YARDS	PLAYERS
9/11	at CAR	4	22	M. Garrett (2), J. Clowney (0.5), R. Harrison (0.5), J. Johnson (0.5), T. Togiai (0.5)
9/18	NYJ	2	15	M. Garrett (1), J. Clowney (1)
9/22	PIT	1	3	J. Phillips (1)
10/2	at ATL	1	8	J. Elliott (1)
10/9	LAC	1	1	J. Phillips (1)
10/16	NE	2	8	M. Garrett (2)
10/23	at BAL	3	26	T. Bryan (1), M. Emerson (1), M. Garrett (1)
10/31	CIN	5	39	M. Garrett (1.5), D. Jones (1), S. Takitaki (1), I. Thomas (1), T. Bryan (0.5)
11/13	at MIA	1	6	D. Jones (0.5), G. Newsome (0.5)
11/20	at BUF	2	11	M. Garrett (1), T. Bryan (1)
11/27	TB	3	17	M. Garrett (1.5), J. Elliott (1), J. Clowney (0.5)
12/4	at HOU	0	0	None
12/11	at CIN	2	12	M. Garrett (2)
12/17	BAL	3	12	M. Garrett (1.5), D. Jones (1), P. Winfrey (0.5)
12/24	NO	0	0	None
1/1	at WAS	3	19	M. Garrett (1.5), C. Winovich (1), T. Bryan (0.5)
1/8	at PIT	1	6	M. Garrett (1)
TOTALS 17 GAMES		34	205	

2022 SUPPLEMENTAL STATISTICS

2022 CLEVELAND BROWNS INDIVIDUAL BESTS

BROWNS

LONGEST RUN FROM SCRIMMAGE:	41, N. Chubb, vs. LAC (10/9)
LONGEST TOUCHDOWN RUN:	41, N. Chubb, vs. LAC (10/9)
LONGEST PASS COMPLETION:	55, A. Cooper, at BAL (10/23)
LONGEST TOUCHDOWN PASS:	46, A. Cooper, at WAS (1/1)
LONGEST PUNT RETURN:	76, D. Peoples-Jones, at HOU (12/4)
LONGEST KICKOFF RETURN:	48, J. Ford, at MIA (11/13)
MOST INTERCEPTIONS:	2, G. Delpit, at WAS (1/1)
LONGEST INTERCEPTION RETURN:	40, G. Delpit, vs. NO (12/24)
LONGEST PUNT:	76, C. Bojorquez, at BAL (10/23)
LONGEST FIELD GOAL:	58, C. York, at CAR (9/11)
MOST RUSHING ATTEMPTS:	26, N. Chubb, vs. TB (11/27)
MOST RUSHING YARDS:	141, N. Chubb, at CAR (9/11)
MOST PASS ATTEMPTS:	45, J. Brissett, vs. NE (10/16)
MOST PASS COMPLETIONS:	28, J. Brissett, at BUF (11/20)
MOST YARDS PASSING:	324, J. Brissett, at BUF (11/20)
MOST RECEPTIONS:	9, A. Cooper, vs. NYJ (9/18); D. Njoku vs. PIT (9/22)
MOST YARDS RECEIVING:	131, A. Cooper, vs. CIN (10/31)
MOST INTERCEPTIONS THROWN:	2, J. Brissett, vs. NE (10/16); D. Watson, at PIT (1/8)
MOST RUSHING TOUCHDOWNS:	3, N. Chubb, vs. NYJ (9/18)
MOST TOUCHDOWN PASSES:	3, J. Brissett, at BUF (11/20); D. Watson, at WAS (1/1)
MOST TOUCHDOWN RECEPTIONS:	2, A. Cooper, at BUF (11/20) & at WAS (1/1)
MOST QB SACKS:	2, M. Garrett, at CAR (9/11), vs. NE (10/16), at CIN (12/11)

OPPONENTS

LONGEST RUN FROM SCRIMMAGE:	71, A. Ekeler, vs. LAC (10/9)
LONGEST TOUCHDOWN RUN:	31, R. Stevenson, vs. NE (10/16)
LONGEST PASS COMPLETION:	75, R. Anderson, at CAR (9/11)
LONGEST TOUCHDOWN PASS:	75, R. Anderson, at CAR (9/11)
LONGEST PUNT RETURN:	46, D. Duvernay, at BAL (10/23)
LONGEST KICKOFF RETURN:	32, N. Hines, at BUF (11/20)
MOST INTERCEPTIONS:	1, A. Davis, vs. NYJ (9/18); D. Alford, at ATL (10/2); A. Gilman, vs. LAC (10/9); J. Mills, vs. NE (10/16); K. Dugger, vs. NE (10/16); V. Bell, vs. CIN (10/31); M. Edwards, vs. TB (11/27); J. Pitre, at HOU (12/4); J. Bates, at CIN (12/11); D. Sorensen, vs. NO (12/24); D. Kazee, at PIT (1/8); L. Wallace, at PIT (1/8)
LONGEST INTERCEPTION RETURN:	36, D. Sorensen, vs. NO (12/24)
LONGEST PUNT:	69, J. Stout, at BAL (10/23)
LONGEST FIELD GOAL:	57, G. Zuerlein, vs. NYJ (9/18)
MOST RUSHING ATTEMPTS:	24, B. Robinson, at WAS (1/1)
MOST RUSHING YARDS:	173, A. Ekeler, vs. LAC (10/9)
MOST PASS ATTEMPTS:	44, J. Flacco, vs. NYJ (9/18)
MOST PASS COMPLETIONS:	29, T. Brady, vs. TB (11/27)
MOST YARDS PASSING:	309, B. Zappe, vs. NE (10/16)
MOST RECEPTIONS:	12, C. Godwin, vs. TB (11/27)
MOST YARDS RECEIVING:	134, M. Williams, vs. LAC (10/9)
MOST INTERCEPTIONS THROWN:	2, K. Allen, at HOU (12/4)
MOST RUSHING TOUCHDOWNS:	2, R. Stevenson, vs. NE (10/16); G. Edwards, at BAL (10/23)
MOST TOUCHDOWN PASSES:	4, J. Flacco, vs. NYJ (9/18)
MOST TOUCHDOWN RECEPTIONS:	2, G. Wilson, vs. NYJ (9/18)
MOST QB SACKS:	2.5, A. Highsmith, at PIT (1/8)

2022 SUPPLEMENTAL STATISTICS

2022 BROWNS TEAM SCORING

GAME	OPP.	BROWNS						OPPONENTS					
		1ST	2ND	3RD	4TH	OT	TOTAL	1ST	2ND	3RD	4TH	OT	TOTAL
9/11	at CAR	0	17	3	6	0	26	0	7	0	17	0	24
9/18	vs. NYJ	7	7	3	13	0	30	0	14	0	17	0	31
9/22	vs. PIT	7	6	3	13	0	29	0	14	0	3	0	17
10/2	at ATL	0	10	3	7	0	20	10	0	0	13	0	23
10/9	vs. LAC	14	7	7	0	0	28	3	14	10	3	0	30
10/16	vs. NE	3	3	0	9	0	15	3	7	14	14	0	38
10/23	at BAL	10	0	3	7	0	20	3	10	7	3	0	23
10/31	vs. CIN	0	11	14	7	0	32	0	0	0	13	0	13
11/13	at MIA	7	0	3	7	0	17	7	10	13	9	0	39
11/20	at BUF	7	3	0	13	0	23	3	10	9	9	0	31
11/27	vs. TB	10	0	0	7	6	23	7	3	7	0	0	17
12/4	at HOU	0	7	7	13	0	27	3	2	3	6	0	14
12/11	at CIN	0	3	7	0	0	10	0	13	7	3	0	23
12/17	vs. BAL	0	6	7	0	0	13	0	3	0	0	0	3
12/24	vs. NO	0	10	0	0	0	10	0	3	14	0	0	17
1/1	at WAS	3	0	14	7	0	24	0	7	0	3	0	10
1/8	at PIT	0	7	0	7	0	14	0	10	10	8	0	28
TOTALS 17 GAMES		68	97	74	116	6	361	39	127	94	121	0	381

2022 TURNOVER TABLE

GAME	OPP.	TAKEAWAYS				PTS OFF	GIVEAWAYS				RESULT
		FUMBLES	INTS	TOTAL	PTS OFF		DIFFERENCE				
9/11	at CAR	0	1	1	7	0	0	0	0	+1	W, 26-24
9/18	vs. NYJ	1	0	1	0	0	1	1	0	0	L, 31-30
9/22	vs. PIT	1	0	1	6	0	0	0	0	+1	W, 29-17
10/2	at ATL	0	1	1	3	1	1	2	7	-1	L, 23-20
10/9	vs. LAC	0	0	0	0	0	1	1	0	-1	L, 30-28
10/16	vs. NE	1	0	1	0	2	2	4	24	-3	L, 38-15
10/23	at BAL	1	0	1	0	2	0	2	7	-1	L, 23-20
10/31	vs. CIN	1	1	2	0	1	1	2	0	0	W, 32-13
11/13	at MIA	0	0	0	0	1	0	1	3	-1	L, 39-17
11/20	at BUF	0	0	0	0	1	0	1	3	-1	L, 31-23
11/27	vs. TB	0	0	0	0	0	1	1	0	-1	W, 23-16 (OT)
12/4	at HOU	2	2	4	17	1	1	2	3	+2	W, 27-14
12/11	at CIN	0	1	1	0	0	1	1	0	0	L, 23-10
12/17	vs. BAL	1	1	2	7	0	0	0	0	+2	W, 13-3
12/24	vs. NO	0	1	1	7	0	1	1	0	0	L, 17-10
1/1	at WAS	0	3	3	3	0	0	0	0	+3	W, 24-10
1/8	at PIT	1	0	1	0	0	2	2	10	-1	L, 28-14
TOTALS 17 GAMES		9	11	20	50	9	12	21	57	-1	

2022 SUPPLEMENTAL STATISTICS

2022 BROWNS SCORING DRIVES

SEPT. 11 AT CAROLINA PANTHERS

TEAM	QTR.	TIME	SCORING PLAY	CLE	CAR
Browns	2	10:49	K.Hunt 1 yd. pass from J.Brissett (C.York kick) (3-42, 1:37)	7	0
Browns	2	4:46	K.Hunt 24 yd. run (C.York kick) (8-78, 4:33)	14	0
Panthers	2	1:57	C.McCaffrey 1 yd. run (E.Pineiro kick) (6-75, 2:49)	14	7
Browns	2	0:21	C.York 26 yd. Field Goal (9-52, 1:36)	17	7
Browns	3	7:42	C.York 34 yd. Field Goal (13-58, 7:18)	20	7
Panthers	4	12:51	B.Mayfield 7 yd. run (E.Pineiro kick) (11-75, 4:44)	20	14
Browns	4	6:13	C.York 36 yd. Field Goal (10-57, 6:38)	23	14
Panthers	4	6:02	R.Anderson 75 yd. pass from B.Mayfield (E.Pineiro kick) (1-75, 0:11)	23	21
Panthers	4	1:13	E.Pineiro 34 yd. Field Goal (7-64, 1:01)	23	24
Browns	4	0:08	C.York 58 yd. Field Goal (6-35, 1:05)	26	24

SEPT. 18 VS. NEW YORK JETS

TEAM	QTR.	TIME	SCORING PLAY	NYJ	CLE
Browns	1	4:55	N.Chubb 4 yd. run (C.York kick) (14-90, 8:37)	0	7
Jets	2	13:06	G.Wilson 2 yd. pass from J. Flacco (G.Zuerlein kick) (13-75, 6:49)	7	7
Browns	2	8:17	A.Cooper 6 yd. pass from J. Flacco (C.York kick) (10-61, 4:49)	7	14
Jets	2	0:11	B.Hall 10 yd. pass from J. Flacco (G.Zuerlein kick) (8-54, 0:54)	14	14
Browns	3	9:58	C.York 22 yd. Field Goal (11-76, 5:02)	14	17
Jets	4	14:19	G.Zuerlein 57 yd. Field Goal (9-51, 4:45)	17	17
Browns	4	9:21	N.Chubb 7 yd. run (C.York kick) (9-75, 4:58)	17	24
Browns	4	1:55	N.Chubb 12 yd. run (kick failed) (6-42, 0:35)	17	30
Jets	4	1:22	C.Davis 66 yd. pass from J. Flacco (G.Zuerlein kick) (2-75, 0:33)	24	30
Jets	4	0:22	G.Wilson 15 yd. pass from J. Flacco (G.Zuerlein kick) (9-53, 1:00)	31	30

SEPT. 22 VS. PITTSBURGH STEELERS

TEAM	QTR.	TIME	SCORING PLAY	PIT	CLE
Browns	1	2:54	A.Cooper 11 yd. pass from J.Brissett (C.York kick) (7-60, 3:01)	0	7
Steelers	2	14:55	N.Harris 5 yd. run (C.Boswell kick) (7-75, 2:59)	7	7
Browns	2	8:58	D.Njoku 7 yd. pass from J.Brissett (kick failed, hru) (12-79, 5:57)	7	13
Steelers	2	3:50	M.Trubisky 1 yd. run (C.Boswell kick) (10-75, 5:08)	14	13
Browns	3	2:31	C.York 34 yd. Field Goal (14-70, 7:02)	14	16
Browns	4	9:29	N.Chubb 1 yd. run (C.York kick) (11-80, 6:35)	14	23
Steelers	4	1:48	C.Boswell 34 yd. Field Goal (7-63, 1:25)	17	23
Browns	4	0:00	D.Ward fumble recovery in end zone	17	29

OCT. 2 AT ATLANTA FALCONS

TEAM	QTR.	TIME	SCORING PLAY	CLE	ATL
Falcons	1	3:36	Y.Koo 30 yd. Field Goal (14-84, 6:43)	0	3
Falcons	1	1:20	C.Patterson 13 yd. run (Y.Koo kick) (3-31, 1:32)	0	10
Browns	2	7:35	J.Brissett 4 yd. run (C.York kick) (16-75, 8:45)	7	10
Browns	2	0:07	C.York 29 yd. Field Goal (13-69, 6:24)	10	10
Browns	3	3:06	C.York 45 yd. Field Goal (7-16, 3:51)	13	10
Falcons	4	12:51	C.Huntley 5 yd. run (Y.Koo kick) (10-75, 5:15)	13	17
Browns	4	9:51	N.Chubb 28 yd. run (C.York kick) (6-75, 3:00)	20	17
Falcons	4	7:19	Y.Koo 21 yd. Field Goal (7-73, 2:32)	20	20
Falcons	4	2:28	Y.Koo 45 yd. Field Goal (6-64, 1:07)	20	23

2022 SUPPLEMENTAL STATISTICS

OCT. 9 VS LOS ANGELES CHARGERS

TEAM	QTR.	TIME	SCORING PLAY	LAC	CLE
Browns	1	12:01	N.Chubb 41 yd. run (C.York kick) (5-75, 2:59)	0	7
Browns	1	4:01	A.Cooper 11 yd. pass from J.Brissett (C.York kick) (9-72, 4:51)	0	14
Chargers	1	2:26	T.Bertolet 28 yd. Field Goal (5-66, 1:35)	3	14
Chargers	2	13:39	J.Kelley 5 yd. run (T.Bertolet kick) (5-75, 2:02)	10	14
Chargers	2	5:51	A.Ekeler 12 yd. pass from J.Herbert (T.Bertolet kick) (12-99, 6:00)	17	14
Browns	2	2:55	N.Chubb 2 yd. run (C.York kick) (6-75, 2:56)	17	21
Chargers	3	10:21	A.Ekeler 22 yd. run (T.Bertolet kick) (9-75, 4:39)	24	21
Chargers	3	5:47	T.Bertolet 25 yd. Field Goal (7-23, 3:04)	27	21
Browns	3	0:55	K.Hunt 2 yd. run (C.York kick) (11-75, 4:52)	27	28
Chargers	4	9:29	T.Bertolet 27 yd. Field Goal (13-66, 6:26)	30	28

OCT. 16 VS NEW ENGLAND PATRIOTS

TEAM	QTR.	TIME	SCORING PLAY	NE	CLE
Patriots	1	7:31	N.Folk 19 yd. Field Goal (12-63, 6:50)	3	0
Browns	1	3:00	C.York 39 yd. Field Goal (9-54, 4:31)	3	3
Patriots	2	3:23	R.Stevenson 31 yd. run (N.Folk kick) (9-87, 4:25)	10	3
Browns	2	0:26	C.York 48 yd. Field Goal (9-42, 2:57)	10	6
Patriots	3	11:22	T.Thornton 2 yd. pass from B.Zappe (N.Folk kick) (7-75, 3:38)	17	6
Patriots	3	5:32	H.Henry 31 yd. pass from B.Zappe (N.Folk kick) (3-40, 1:30)	24	6
Browns	4	14:35	C.York 51 yd. Field Goal (9-48, 2:39)	24	9
Browns	4	6:17	A.Cooper 15 yd. pass from J.Brissett (pass failed) (8-65, 2:44)	24	15
Patriots	4	4:28	T.Thornton 19 yd. run (N.Folk kick) (1-19, 0:04)	31	15
Patriots	4	3:40	R.Stevenson 6 yd. run (N. Folk kick) (3-8, 0:16)	38	15

OCT. 23 AT BALTIMORE RAVENS

TEAM	QTR.	TIME	SCORING PLAY	CLE	BAL
Browns	1	8:23	N.Chubb 2 yd. run (C.York kick) (11-75, 6:37)	7	0
Ravens	1	3:27	J.Tucker 32 yd. Field Goal (9-61, 4:56)	7	3
Browns	1	0:18	C.York 41 yd. Field Goal (5-52, 3:09)	10	3
Ravens	2	10:05	J.Tucker 34 yd. Field Goal (4-5, 1:38)	10	6
Ravens	2	1:57	G.Edwards 7 yd. run (J.Tucker kick) (10-80, 6:11)	10	13
Ravens	3	7:39	G.Edwards 1 yd. run (J.Tucker kick) (8-25, 4:18)	10	20
Browns	3	2:40	C.York 37 yd. Field Goal (10-56, 4:59)	13	20
Ravens	4	11:24	J.Tucker 55 yd. Field Goal (13-38, 6:16)	13	23
Browns	4	9:00	K.Hunt 2 yd. run (C.York kick) (7-75, 2:24)	20	23

OCT. 31 VS. CINCINNATI BENGALS

TEAM	QTR.	TIME	SCORING PLAY	CIN	CLE
Browns	2	5:04	N.Chubb 3 yd. run (N.Chubb run) (10-78, 5:04)	0	8
Browns	2	0:00	C.York 55 yd. Field Goal (6-26, 0:40)	0	11
Browns	3	8:57	J.Brissett 3 yd. run (C.York kick) (11-75, 6:03)	0	18
Browns	3	3:10	A.Cooper 4 yd. pass from J.Brissett (C.York kick) (8-60, 4:17)	0	25
Bengals	4	14:15	T.Boyd 13 yd. pass from J.Burrow (kick failed, wr) (9-73, 3:55)	6	25
Browns	4	8:46	N.Chubb 11 yd. run (C.York kick) (8-83, 5:29)	6	32
Bengals	4	6:40	T.Higgins 41 yd. pass from J.Burrow (E.McPherson kick) (5-75, 2:06)	13	32

NOV. 13 AT MIAMI DOLPHINS

TEAM	QTR.	TIME	SCORING PLAY	CLE	MIA
Browns	1	12:13	H.Bryant 1 yd. pass from J. Brissett (C.York kick) (4-53, 2:47)	7	0
Dolphins	1	6:13	A.Ingold 13 yd. pass from T.Tagovailoa (J.Sanders kick) (10-84, 6:00)	7	7
Dolphins	2	11:05	J.Sanders 39 yd. Field Goal (9-50, 4:08)	7	10
Dolphins	2	0:32	T.Sherfield 14 yd. pass from T.Tagovailoa (J.Sanders kick) (7-53, 0:50)	7	17
Dolphins	3	11:35	R.Mostert 24 yd. run (J.Sanders kick) (6-70, 3:25)	7	24
Browns	3	6:56	C.York 37 yd. Field Goal (11-56, 4:39)	10	24
Dolphins	3	0:37	T.Hill 2 yd. pass from T.Tagovailoa (kick failed, wr) (13-77, 6:19)	10	30
Browns	4	13:09	N.Chubb 33 yd. run (C.York kick) (7-76, 2:28)	17	30
Dolphins	4	8:15	J.Sanders 33 yd. Field Goal (9-60, 4:54)	17	33
Dolphins	4	7:07	J.Wilson 20 yd. run (kick failed, wl) (1-20, 0:06)	17	39

2022 SUPPLEMENTAL STATISTICS

NOV. 20 AT BUFFALO BILLS

TEAM	QTR.	TIME	SCORING PLAY	CLE	BUF
Browns	1	9:02	A.Cooper 25 yd. pass from J.Brissett (C.York kick) (9-75, 5:58)	7	0
Bills	1	3:32	T.Bass 42 yd. Field Goal (4-8, 1:44)	7	3
Browns	2	14:05	C.York 32 yd. Field Goal (9-51, 4:27)	10	3
Bills	2	4:54	T.Bass 36 yd. Field Goal (11-34, 3:23)	10	6
Bills	2	0:14	S.Diggs 5 yd. pass from J.Allen (T.Bass kick) (11-78, 1:40)	10	13
Bills	3	9:42	T.Bass 56 yd. Field Goal (8-36, 5:18)	10	16
Bills	3	4:08	D.Singleary 5 yd. run (run failed) (4-73, 1:41)	10	22
Bills	4	13:20	T.Bass 49 yd. Field Goal (7-45, 3:17)	10	25
Bills	4	6:45	T.Bass 28 yd. Field Goal (9-54, 5:08)	10	28
Browns	4	4:11	A.Cooper 7 yd. pass from J.Brissett (pass failed) (9-75, 2:34)	16	28
Bills	4	1:56	T.Bass 39 yd. Field Goal (7-21, 2:15)	16	31
Browns	4	0:19	D.Peoples-Jones 2 yd. pass from J.Brissett (C.York kick) (8-75, 1:37)	23	31

NOV. 27 VS TAMPA BAY BUCCANEERS

TEAM	QTR.	TIME	SCORING PLAY	TB	CLE
Browns	1	10:45	A.Schwartz 31 yd. run (C.York kick) (7-78, 4:15)	0	7
Buccaneers	1	5:11	C.Godwin 10 yd. pass from T.Brady (R.Succop kick) (9-75, 5:34)	7	7
Browns	1	2:22	C.York 51 yd. Field Goal (7-42, 2:49)	7	10
Buccaneers	2	0:39	R.Succop 42 yd. Field Goal (10-47, 3:14)	10	10
Buccaneers	3	7:41	K.Kleft 5 yd. pass from T.Brady (R.Succop kick) (7-80, 3:48)	17	10
Browns	4	0:32	D.Njoku 5 yd. pass from J.Brissett (C.York kick) (6-46, 1:38)	17	17
Browns	5	0:19	N.Chubb 3 yd. run (6-71, 2:26)	17	23

DEC. 4 AT HOUSTON TEXANS

TEAM	QTR.	TIME	SCORING PLAY	CLE	HOU
Texans	1	8:02	K.Fairbairn 44 yd. Field Goal (8-13, 3:51)	0	3
Texans	2	11:53	N.Chubb tackled in endzone by R.Lopez for a Safety	0	5
Browns	2	3:41	D.Peoples-Jones 76 yd. punt return (C.York kick)	7	5
Browns	3	10:10	D.Ward 4 yd. fumble return (C.York kick)	14	5
Texans	3	5:08	K.Fairbairn 35 yd. Field Goal (7-59, 5:02)	14	8
Browns	4	9:36	C.York 43 yd. Field Goal (11-42, 5:58)	17	8
Browns	4	9:30	T.Fields 16 yd. interception return (C.York kick)	24	8
Browns	4	4:03	C.York 42 yd. Field Goal (4-8, 1:26)	27	8
Texans	4	1:57	N.Collins 6 yd. pass from K.Allen (pass failed) (7-75, 2:06)	27	14

DEC. 11 AT CINCINNATI BENGALS

TEAM	QTR.	TIME	SCORING PLAY	CLE	CIN
Bengals	2	9:43	J.Chase 15 yd. pass from J.Burrow (E.McPherson kick) (9-85, 5:03)	0	7
Browns	2	2:59	C.York 26 yd. Field Goal (13-63, 6:44)	3	7
Bengals	2	0:24	S.Perine 6 yd. run (kick failed, wl) (9-75, 2:35)	3	13
Bengals	3	7:26	T.Irwin 45 yd. pass from J.Burrow (E.McPherson kick) (2-56, 0:44)	3	20
Browns	3	2:17	D.Njoku 13 yd. pass from D.Watson (C.York kick) (10-71, 5:09)	10	20
Bengals	4	14:57	E.McPherson 30 yd. Field Goal (6-63, 2:20)	10	23

DEC. 17 VS BALTIMORE RAVENS

TEAM	QTR.	TIME	SCORING PLAY	BAL	CLE
Browns	2	14:10	C.York 47 yd. Field Goal (14-64, 7:42)	0	3
Ravens	2	5:31	J.Tucker 53 yd. Field Goal (9-27, 4:26)	3	3
Browns	2	1:52	C.York 23 yd. Field Goal (11-71, 3:39)	3	6
Browns	3	2:10	D.Peoples-Jones 3 yd. pass from D.Watson (C.York kick) (12-91, 6:08)	3	13

DEC. 24 VS NEW ORLEANS SAINTS

TEAM	QTR.	TIME	SCORING PLAY	NO	CLE
Browns	2	14:55	D.Watson 12 yd. run (C.York kick) (5-30, 2:49)	0	7
Browns	2	4:07	C.York 30 yd. Field Goal (17-60, 8:44)	0	10
Saints	2	0:00	W.Lutz 23 yd. Field Goal (10-68, 4:07)	3	10
Saints	3	9:40	T.Hill 8 yd. run (W.Lutz kick) (9-67, 5:20)	10	10
Saints	3	0:55	A.Kamara 4 yd. run (W.Lutz kick) (4-15, 2:00)	17	10

2022 SUPPLEMENTAL STATISTICS

JAN. 1 AT WASHINGTON COMMANDERS

TEAM	QTR.	TIME	SCORING PLAY	CLE	WAS
Browns	1	9:02	C.York 37 yd. Field Goal (5-17, 1:26)	3	0
Commanders	2	0:21	C.Wentz 1 yd. run (J.Slye kick) (21-96, 11:27)	3	7
Browns	3	10:03	A.Cooper 46 yd. pass from D.Watson (C.York kick) (6-63, 2:50)	10	7
Browns	3	0:36	D.Peoples-Jones 13 yd. pass from D.Watson (C.York kick) (12-84, 6:20)	17	7
Commanders	4	10:26	J.Slye 43 yd. Field Goal (9-50,5:10)	17	10
Browns	4	5:21	A.Cooper 33 yd. pass from D.Watson (C.York kick) (9-75, 5:05)	24	10

JAN. 8 AT PITTSBURGH STEELERS

TEAM	QTR.	TIME	SCORING PLAY	CLE	PIT
Browns	2	6:27	D.Njoku 10 yd. pass from D.Watson (C.York kick) (10-71, 4:57)	7	0
Steelers	2	1:47	G.Pickens 31 yd. pass from K.Pickett (C.Boswell kick) (9-75, 4:40)	7	7
Steelers	2	0:38	C.Boswell 49 yd. Field Goal (6-25, 0:33)	7	10
Steelers	3	9:04	C.Boswell 34 yd. Field Goal (12-59, 5:56)	7	13
Steelers	3	3:12	N.Harris 4 yd. run (C.Boswell kick) (6-25, 2:30)	7	20
Browns	4	10:11	N.Chubb 2 yd. pass from D.Watson (C.York kick) (7-77, 4:38)	14	20
Steelers	4	4:37	D.Watt 1 yd. run (K.Pickett-D.Johnson pass) (14-75, 5:34)	14	28

2022 SUPPLEMENTAL STATISTICS

2022 BALL POSSESSION AND DRIVE CHART

CLEVELAND BROWNS AT CAROLINA PANTHERS (9/11/22)

BROWNS (38:26)					PANTHERS (21:34)				
AVERAGE DRIVE START CLE 33					AVERAGE DRIVE START CAR 22				
	PLAYS	YARDS	TIME	END		PLAYS	YARDS	TIME	END
1.	8	29	4:12	Downs	1.	3	-1	1:31	Punt
2.	8	24	4:52	Punt	2.	3	-4	2:32	Punt
3.	3	2	0:58	Punt	3.	5	3	2:01	Punt
4.	3	42	1:37	Touchdown	4.	5	12	1:28	Interception
5.	8	78	4:33	Touchdown	5.	3	3	1:30	Punt
6.	9	52	1:36	Field Goal	6.	6	75	2:49	Touchdown
7.	13	58	7:18	Field Goal	7.	2	-1	0:21	End of Half
8.	3	3	1:49	Punt	8.	4	3	3:18	Punt
9.	10	57	6:38	Field Goal	9.	11	75	4:44	Touchdown
10.	7	19	3:48	Punt	10.	1	75	0:11	Touchdown
11.	6	35	1:05	Field Goal	11.	7	64	1:01	Field Goal
					12.	1	-3	0:08	End of Game

CLEVELAND BROWNS VS. NEW YORK JETS (9/18/22)

BROWNS (32:14)					JETS (27:46)				
AVERAGE DRIVE START CLE 26					AVERAGE DRIVE START NYJ 30				
	PLAYS	YARDS	TIME	END		PLAYS	YARDS	TIME	END
1.	14	90	8:37	Touchdown	1.	3	9	1:28	Punt
2.	10	61	4:49	Touchdown	2.	13	75	6:49	Touchdown
3.	3	-2	2:19	Punt	3.	8	49	4:53	Fumble
4.	1	-1	0:11	End of Half	4.	8	54	0:54	Touchdown
5.	11	76	5:02	Field Goal	5.	9	22	3:57	Punt
6.	4	22	1:57	Punt	6.	9	51	4:45	Field Goal
7.	9	75	4:58	Touchdown	7.	3	6	1:44	Punt
8.	6	19	3:30	Punt	8.	3	2	1:37	Punt
9.	6	42	0:35	Touchdown	9.	2	75	0:33	Touchdown
10.	2	21	0:16	Interception	10.	9	53	1:00	Touchdown
					11.	1	-1	0:06	End of Game

CLEVELAND BROWNS VS. PITTSBURGH STEELERS (9/22/22)

BROWNS (36:09)					STEELERS (23:51)				
AVERAGE DRIVE START CLE 30					AVERAGE DRIVE START PIT 23				
	PLAYS	YARDS	TIME	END		PLAYS	YARDS	TIME	END
1.	5	14	2:00	Touchdown	1.	4	18	1:56	Punt
2.	3	0	2:27	Touchdown	2.	5	16	2:42	Missed FG
3.	7	60	3:01	Punt	3.	7	75	2:59	Touchdown
4.	12	79	5:57	End of Half	4.	10	75	5:08	Touchdown
5.	9	57	3:20	Field Goal	5.	4	25	0:30	End of Half
6.	14	70	7:02	Punt	6.	10	38	5:27	Punt
7.	11	80	6:35	Touchdown	7.	3	7	1:27	Punt
8.	5	9	3:03	Punt	8.	3	-5	0:57	Punt
9.	3	-7	1:05	Touchdown	9.	3	4	1:11	Punt
10.	3	9	1:39	Interception	10.	7	63	1:25	Field Goal
					11.	1	-2	0:09	Fumble

2022 SUPPLEMENTAL STATISTICS

CLEVELAND BROWNS AT ATLANTA FALCONS (10/2/22)

BROWNS (35:44)					FALCONS (24:16)				
AVERAGE DRIVE START CLE 27					AVERAGE DRIVE START ATL 25				
	PLAYS	YARDS	TIME	END		PLAYS	YARDS	TIME	END
1.	8	71	4:41	Downs	1.	14	84	6:43	Field Goal
2.	2	15	0:44	Fumble	2.	3	31	1:32	Touchdown
3.	16	75	8:45	Touchdown	3.	3	6	1:04	Punt
4.	13	69	6:24	Field Goal	4.	1	-1	0:07	End of Half
5.	3	3	1:58	Punt	5.	3	4	1:02	Punt
6.	3	2	1:04	Punt	6.	4	-16	1:24	Punt
7.	7	16	3:51	Field Goal	7.	5	18	2:35	Interception
8.	6	75	3:00	Touchdown	8.	10	75	5:15	Touchdown
9.	7	31	3:44	Punt	9.	7	73	2:32	Field Goal
10.	8	21	1:33	Interception	10.	6	64	1:07	Field Goal
					11.	2	-2	0:55	End of Game

CLEVELAND BROWNS VS. LOS ANGELES CHARGERS (10/9/22)

BROWNS (30:02)					CHARGERS (29:58)				
AVERAGE DRIVE START CLE 29					AVERAGE DRIVE START LAC 28				
	PLAYS	YARDS	TIME	END		PLAYS	YARDS	TIME	END
1.	5	75	2:59	Touchdown	1.	10	55	3:09	Downs
2.	9	72	4:51	Touchdown	2.	5	66	1:35	Field Goal
3.	3	4	1:45	Punt	3.	5	75	2:02	Touchdown
4.	3	6	1:48	Punt	4.	12	99	6:00	Touchdown
5.	6	75	2:56	Touchdown	5.	3	9	1:07	Punt
6.	8	45	1:37	Missed FG	6.	1	-1	0:11	End of Half
7.	4	5	1:30	Downs	7.	9	75	4:39	Touchdown
8.	11	75	4:52	Touchdown	8.	7	23	3:04	Field Goal
9.	12	73	6:45	Interception	9.	13	66	6:26	Field Goal
10.	6	10	0:59	Missed FG	10.	6	29	1:34	Downs
					11.	1	-1	0:11	End of Game

CLEVELAND BROWNS VS. NEW ENGLAND PATRIOTS (10/16/22)

BROWNS (24:55)					PATRIOTS (35:05)				
AVERAGE DRIVE START CLE 27					AVERAGE DRIVE START NE 40				
	PLAYS	YARDS	TIME	END		PLAYS	YARDS	TIME	END
1.	2	6	0:39	Interception	1.	12	63	6:50	Field Goal
2.	9	54	4:31	Field Goal	2.	3	10	2:13	Fumble
3.	5	20	1:51	Downs	3.	5	24	2:21	Punt
4.	7	38	3:47	Punt	4.	9	87	4:25	Touchdown
5.	9	42	2:57	Field Goal	5.	1	5	0:26	End of Half
6.	6	7	2:14	Punt	6.	7	75	3:38	Touchdown
7.	1	0	0:11	Interception	7.	3	-2	1:55	Punt
8.	3	-2	1:00	Punt	8.	3	40	1:30	Touchdown
9.	9	48	2:39	Field Goal	9.	3	2	2:18	Punt
10.	8	65	2:44	Touchdown	10.	11	50	5:34	Missed FG
11.	2	5	0:32	Fumble	11.	3	-11	1:45	Punt
12.	9	46	1:50	Downs	12.	1	19	0:04	Touchdown
					13.	3	8	0:16	Touchdown
					14.	3	-4	1:50	End of Game

2022 SUPPLEMENTAL STATISTICS

CLEVELAND BROWNS AT BALTIMORE RAVENS (10/23/22)

BROWNS (25:56)					RAVENS (34:04)				
AVERAGE DRIVE START CLE 23					AVERAGE DRIVE START BAL 25				
	PLAYS	YARDS	TIME	END		PLAYS	YARDS	TIME	END
1.	11	75	6:37	Touchdown	1.	9	61	4:56	Field Goal
2.	5	52	3:09	Field Goal	2.	3	0	1:12	Punt
3.	3	-4	2:23	Punt	3.	4	5	1:38	Field Goal
4.	3	-1	1:57	Punt	4.	10	80	6:11	Touchdown
5.	7	42	1:32	Punt	5.	1	-1	0:25	End of Half
6.	3	-15	1:26	Fumble	6.	3	-19	1:37	Punt
7.	10	56	4:59	Field Goal	7.	7	24	3:33	Touchdown
8.	7	75	2:23	Touchdown	8.	13	38	6:16	Field Goal
9.	7	42	1:13	Missed FG	9.	12	55	5:48	Fumble
10.	3	22	0:16	Fumble	10.	3	0	1:43	Punt

CLEVELAND BROWNS VS. CINCINNATI BENGALS (10/31/22)

BROWNS (36:45)					BENGALS (23:15)				
AVERAGE DRIVE START CLE 34					AVERAGE DRIVE START CIN 32				
	PLAYS	YARDS	TIME	END		PLAYS	YARDS	TIME	END
1.	7	49	4:37	Missed FG	1.	9	59	4:13	Interception
2.	2	13	0:38	Interception	2.	6	3	4:02	Punt
3.	5	15	2:34	Punt	3.	3	6	1:36	Punt
4.	10	78	5:45	Touchdown	4.	3	8	1:31	Punt
5.	4	1	1:36	Fumble	5.	3	22	1:39	Fumble
6.	6	26	0:40	Field Goal	6.	6	23	1:09	Missed FG
7.	11	75	6:03	Touchdown	7.	3	-5	1:30	Punt
8.	8	60	4:17	Touchdown	8.	9	73	3:55	Touchdown
9.	8	83	5:29	Touchdown	9.	5	75	2:06	Touchdown
10.	3	5	1:03	Punt	10.	4	6	1:34	Downs
11.	7	25	4:03	End of Game					

CLEVELAND BROWNS AT MIAMI DOLPHINS (11/13/22)

BROWNS (26:46)					DOLPHINS (33:14)				
AVERAGE DRIVE START CLE 27					AVERAGE DRIVE START MIA 24				
	PLAYS	YARDS	TIME	END		PLAYS	YARDS	TIME	END
1.	4	53	2:47	Touchdown	1.	10	84	6:00	Touchdown
2.	12	44	6:00	Fumble	2.	9	50	4:08	Field Goal
3.	9	33	5:30	Downs	3.	7	43	3:27	Downs
4.	4	5	0:46	Punt	4.	7	53	0:50	Touchdown
5.	1	-13	0:32	End of Half	5.	6	70	3:25	Touchdown
6.	11	56	4:39	Field Goal	6.	13	77	6:19	Touchdown
7.	7	76	2:28	Touchdown	7.	9	60	4:54	Field Goal
8.	4	-5	1:02	Downs	8.	1	20	0:06	Touchdown
9.	11	39	3:02	Downs	9.	7	28	4:05	End of Game

CLEVELAND BROWNS AT BUFFALO BILLS (11/20/22)

BROWNS (31:22)					BILLS (28:38)				
AVERAGE DRIVE START CLE 23					AVERAGE DRIVE START BUF 38				
	PLAYS	YARDS	TIME	END		PLAYS	YARDS	TIME	END
1.	9	75	5:58	Touchdown	1.	3	7	1:37	Punt
2.	3	5	2:09	Punt	2.	4	8	1:44	Field Goal
3.	9	51	4:27	Field Goal	3.	3	-3	2:16	Punt
4.	8	42	3:32	Fumble	4.	11	34	3:23	Field Goal
5.	6	25	3:00	Punt	5.	11	78	1:40	Touchdown
6.	1	-1	0:14	End of Half	6.	8	36	5:18	Field Goal
7.	8	48	3:53	Downs	7.	4	73	1:41	Touchdown
8.	6	59	2:31	Missed FG	8.	7	45	3:17	Field Goal
9.	3	-7	1:27	Punt	9.	9	54	5:08	Field Goal
10.	9	75	2:34	Touchdown	10.	7	21	2:15	Field Goal
11.	8	75	1:37	Touchdown	11.	1	-1	0:19	End of Game

2022 SUPPLEMENTAL STATISTICS

CLEVELAND BROWNS VS. TAMPA BAY BUCCANEERS (11/27/22)

BROWNS (39:04)					BUCCANEERS (30:37)				
AVERAGE DRIVE START CLE 30					AVERAGE DRIVE START TB 25				
	PLAYS	YARDS	TIME	END		PLAYS	YARDS	TIME	END
1.	7	78	4:15	Touchdown	1.	9	75	5:34	Touchdown
2.	7	42	2:49	Field Goal	2.	3	8	1:14	Punt
3.	7	16	4:07	Punt	3.	3	8	2:08	Punt
4.	10	49	6:00	Missed FG	4.	10	47	3:14	Field Goal
5.	4	4	0:39	Interception	5.	3	0	2:09	Punt
6.	3	0	1:22	Punt	6.	7	80	3:48	Touchdown
7.	5	23	2:38	Punt	7.	3	4	2:09	Punt
8.	3	-7	2:41	Punt	8.	6	28	2:40	Punt
9.	7	36	4:13	Downs	9.	3	7	1:28	Punt
10.	9	18	4:17	Punt	10.	3	-10	0:25	Punt
11.	6	46	1:38	Touchdown	11.	4	27	0:32	End of Half
12.	3	-8	1:59	Punt	12.	8	18	2:34	Punt
13.	6	71	2:26	Touchdown	13.	5	16	2:42	Punt

CLEVELAND BROWNS AT HOUSTON TEXANS (12/4/22)

BROWNS (32:16)					TEXANS (27:44)				
AVERAGE DRIVE START CLE 25					AVERAGE DRIVE START HOU 26				
	PLAYS	YARDS	TIME	END		PLAYS	YARDS	TIME	END
1.	3	7	0:50	Punt	1.	1	0	0:06	Interception
2.	2	17	0:45	Fumble	2.	4	18	1:26	Punt
3.	9	73	4:39	Interception	3.	8	13	3:51	Field Goal
4.	2	-1	1:09	Safety	4.	12	73	5:21	Downs
5.	7	35	4:15	Punt	5.	3	5	2:18	Punt
6.	4	18	0:50	Punt	6.	3	8	1:39	Punt
7.	2	17	0:11	End of Half	7.	4	18	2:19	Punt
8.	8	41	4:22	Punt	8.	3	7	0:21	Punt
9.	5	28	3:37	Punt	9.	2	1	0:28	Fumble
10.	11	42	5:58	Field Goal	10.	7	59	5:02	Field Goal
11.	3	4	2:17	Punt	11.	3	1	0:57	Punt
12.	4	8	1:26	Field Goal	12.	1	0	0:06	Interception
13.	3	-1	1:57	End of Game	13.	5	11	1:44	Punt
					14.	7	75	2:06	Touchdown

CLEVELAND BROWNS AT CINCINNATI BENGALS (12/11/22)

BROWNS (31:52)					BENGALS (28:08)				
AVERAGE DRIVE START CLE 27					AVERAGE DRIVE START CIN 25				
	PLAYS	YARDS	TIME	END		PLAYS	YARDS	TIME	END
1.	8	51	4:15	Downs	1.	3	3	0:55	Punt
2.	3	1	2:19	Punt	2.	6	19	2:48	Punt
3.	4	-3	2:21	Punt	3.	6	18	2:36	Punt
4.	13	63	6:44	Field Goal	4.	9	85	5:03	Touchdown
5.	4	25	0:24	End of Half	5.	9	75	2:35	Touchdown
6.	3	8	1:35	Punt	6.	6	29	3:23	Punt
7.	3	-1	1:52	Punt	7.	2	56	0:44	Touchdown
8.	10	71	5:09	Touchdown	8.	6	63	2:20	Field Goal
9.	4	18	1:18	Interception	9.	5	30	2:56	Interception
10.	15	65	5:18	Downs	10.	4	17	1:05	Punt
11.	4	6	0:37	Downs	11.	6	10	3:43	End of Game

2022 SUPPLEMENTAL STATISTICS

CLEVELAND BROWNS VS. BALTIMORE RAVENS (12/17/22)

BROWNS (33:08)					RAVENS (26:52)				
AVERAGE DRIVE START CLE 33					AVERAGE DRIVE START BAL 25				
	PLAYS	YARDS	TIME	END		PLAYS	YARDS	TIME	END
1.	3	4	1:43	Punt	1.	10	71	6:25	Downs
2.	14	64	7:42	Field Goal	2.	7	28	3:03	Punt
3.	3	2	1:10	Punt	3.	9	27	4:26	Field Goal
4.	11	71	3:39	Field Goal	4.	10	49	1:52	Missed FG
5.	12	91	6:08	Touchdown	5.	11	60	6:42	Interception
6.	3	-7	1:21	Punt	6.	1	14	0:06	Fumble
7.	7	28	3:13	Missed FG	7.	6	60	1:41	Blocked FG, Downs
8.	10	19	5:06	Missed FG	8.	6	18	1:19	Downs
9.	5	16	3:06	End of Game	9.	4	-3	1:18	Downs

CLEVELAND BROWNS VS. NEW ORLEANS SAINTS (12/24/22)

BROWNS (30:46)					SAINTS (29:14)				
AVERAGE DRIVE START CLE 34					AVERAGE DRIVE START NO 32				
	PLAYS	YARDS	TIME	END		PLAYS	YARDS	TIME	END
1.	3	2	1:35	Punt	1.	3	7	1:32	Punt
2.	3	6	1:19	Punt	2.	10	38	5:24	Punt
3.	3	2	1:32	Punt	3.	3	0	0:54	Interception
4.	5	30	2:49	Touchdown	4.	3	6	2:04	Punt
5.	17	60	8:44	Field Goal	5.	10	68	4:07	Field Goal
6.	5	21	3:17	Punt	6.	9	67	5:20	Touchdown
7.	2	-1	1:18	Interception	7.	3	8	2:10	Punt
8.	6	17	2:29	Punt	8.	4	15	2:00	Touchdown
9.	6	29	2:46	Downs	9.	6	40	3:45	Punt
10.	18	58	4:57	Downs	10.	3	1	1:39	Punt
					11.	1	-1	0:19	End of Game

CLEVELAND BROWNS AT WASHINGTON COMMANDERS (1/1/23)

BROWNS (26:28)					COMMANDERS (33:32)				
AVERAGE DRIVE START CLE 36					AVERAGE DRIVE START WAS 19				
	PLAYS	YARDS	TIME	END		PLAYS	YARDS	TIME	END
1.	6	6	3:22	Punt	1.	3	4	0:50	Interception
2.	5	17	1:26	Field Goal	2.	9	37	5:31	Downs
3.	6	56	3:33	Downs	3.	5	10	2:04	Interception
4.	3	2	1:26	Punt	4.	21	96	11:27	Touchdown
5.	1	-1	0:21	End of Half	5.	3	-2	2:07	Punt
6.	6	63	2:50	Touchdown	6.	6	20	3:07	Punt
7.	12	84	6:20	Touchdown	7.	9	50	5:10	Field Goal
8.	9	75	5:05	Touchdown	8.	8	35	2:10	Interception
9.	3	-1	0:26	Punt	9.	4	0	0:42	Downs
10.	3	-1	1:39	Punt	10.	1	5	0:24	End of Game

CLEVELAND BROWNS AT PITTSBURGH STEELERS (1/8/23)

BROWNS (29:04)					STEELERS (30:56)				
AVERAGE DRIVE START CLE 20					AVERAGE DRIVE START PIT 34				
	PLAYS	YARDS	TIME	END		PLAYS	YARDS	TIME	END
1.	4	20	2:32	Punt	1.	11	66	6:14	Fumble
2.	4	20	3:14	Punt	2.	5	23	2:16	Punt
3.	4	38	2:15	Punt	3.	3	-1	2:05	Punt
4.	10	71	4:57	Touchdown	4.	9	75	4:40	Touchdown
5.	2	4	0:36	Interception	5.	6	25	0:33	Field Goal
6.	5	24	0:38	End of Half	6.	12	59	5:56	Field Goal
7.	6	13	3:22	Interception	7.	6	25	2:30	Touchdown
8.	3	-6	2:15	Punt	8.	3	0	1:08	Punt
9.	7	77	4:38	Touchdown	9.	14	75	5:34	Touchdown
10.	13	23	4:37	Downs					

2022 SUPPLEMENTAL STATISTICS

2022 RED ZONE EFFICIENCY

	BROWNS	OPPONENTS
NUMBER OF TRIPS INTO OPPONENT'S RED ZONE	56	58
TOTAL SCORES	44	51
Touchdowns	30	32
Field goals/attempts	14/17	19/20
TOUCHDOWN PERCENTAGE	53.6	55.2
SCORING PERCENTAGE	78.6	87.9
Turnovers	2	3
Downs	5	3
Missed field goals	3	1
Time expired	0	0
Ended without trying to score	2	0
SCORES FROM OUTSIDE THE RED ZONE	19	21
Touchdowns	9	10
Field goals	10	11
Safeties	0	0

LONGEST DRIVES

GAME-BY-GAME - LONGEST DRIVES - PLAYS

GAME		#PLAYS	BROWNS NET YARDS/TIME	DRIVE RESULT	#PLAYS	OPPONENTS NET YARDS/TIME	DRIVE RESULT
9/12	at CAR	13	63/7:18	Field Goal	11	75/4:44	Touchdown
9/19	NYJ	14	90/8:37	Touchdown	13	75/6:49	Touchdown
9/22	PIT	14	70/7:02	Field Goal	10	75/5:08	Touchdown
					10	43/5:27	Punt
10/2	at ATL	16	75/8:45	Touchdown	14	84/6:43	Field Goal
10/9	LAC	12	73/6:45	Interception	13	66/6:26	Field Goal
10/16	NE	9	54/4:31	Field Goal	12	63/6:50	Field Goal
		9	42/2:57	Field Goal			
		9	48/2:39	Field Goal			
		9	46/1:50	Downs			
10/23	at BAL	11	75/6:37	Touchdown	13	38/6:16	Field Goal
10/31	CIN	11	75/6:03	Touchdown	9	59/4:13	Interception
					9	73/3:55	Touchdown
11/13	at MIA	12	44/6:00	Fumble	13	77/6:19	Touchdown
11/20	at BUF	9	75/5:58	Touchdown	11	34/3:23	Field Goal
		9	51/4:27	Field Goal	11	78/1:40	Touchdown
		9	75/2:34	Touchdown			
11/27	TB	10	49/6:00	Missed FG	10	47/3:14	Field Goal
12/4	at HOU	11	42/5:58	Field Goal	12	73/5:21	Downs
12/11	at CIN	15	65/5:18	Downs	9	85/5:03	Touchdown
					9	75/2:35	Touchdown
12/17	BAL	14	64/7:42	Field Goal	11	60/6:42	Interception
12/24	NO	18	58/4:57	Downs	10	38/5:24	Punt
					10	68/4:07	Field Goal
1/1	at WAS	12	84/6:20	Touchdown	21	96/11:27	Touchdown
1/8	at PIT	13	23/4:37	Downs	14	75/5:34	Touchdown

2022 SUPPLEMENTAL STATISTICS

2022 GAME-BY-GAME - LONGEST DRIVES - NET YARDS

GAME		#PLAYS	BROWNS		#PLAYS	OPPONENTS	
			NET YARDS/TIME	DRIVE RESULT		NET YARDS/TIME	DRIVE RESULT
9/12	at CAR	8	78/4:33	Touchdown	11	75/4:44	Touchdown
					6	75/2:49	Touchdown
					1	75/0:11	Touchdown
9/19	NYJ	14	90/8:37	Touchdown	13	75/6:49	Touchdown
					2	75/0:33	Touchdown
9/22	PIT	11	80/6:35	Touchdown	7	75/2:59	Touchdown
					10	75/5:08	Touchdown
10/2	at ATL	16	75/8:45	Touchdown	14	84/6:43	Field Goal
		6	75/3:00	Touchdown			
10/9	LAC	11	75/4:52	Touchdown	12	99/6:00	Touchdown
		6	75/2:56	Touchdown			
		5	75/2:59	Touchdown			
10/16	NE	8	65/2:44	Touchdown	9	87/4:25	Touchdown
10/23	at BAL	11	75/6:37	Touchdown	10	80/6:11	Touchdown
		7	75/2:24	Touchdown			
10/31	CIN	8	83/5:29	Touchdown	5	75/2:06	Touchdown
11/13	at MIA	7	76/2:28	Touchdown	10	84/6:00	Touchdown
11/20	at BUF	9	75/5:58	Touchdown	11	34/3:23	Field Goal
		9	75/2:34	Touchdown	11	78/1:40	Touchdown
		8	75/1:37	Touchdown			
11/27	TB	7	78/4:15	Touchdown	7	80/3:48	Touchdown
12/4	at HOU	9	73/4:39	Interception	7	75/2:06	Touchdown
12/11	at CIN	10	71/5:09	Touchdown	9	85/5:03	Touchdown
12/17	BAL	12	91/6:08	Touchdown	10	71/6:25	Downs
12/24	NO	17	60/8:44	Field Goal	10	68/4:07	Field Goal
1/1	at WAS	12	84/6:20	Touchdown	21	96/11:27	Touchdown
1/8	at PIT	7	77/4:38	Touchdown	14	75/5:34	Touchdown
					9	75/4:40	Touchdown

2022 SUPPLEMENTAL STATISTICS

2022 LONGEST PLAYS

LONGEST PLAYS FROM SCRIMMAGE

		BROWNS			OPPONENTS
YARDS	OPPONENT	PLAY	YARDS	OPPONENT	PLAY
55	10/23 at BAL	A. Cooper reception	75	9/11 at CAR	R. Anderson reception
53	10/31 vs. CIN	A. Cooper reception	71	10/9 vs. LAC	A. Ekeler rush
46	1/1 at WAS	A. Cooper reception	66	9/18 vs. NYJ	C. Davis reception
45	11/27 vs. TB	A. Cooper reception	53	10/16 vs. NE	J. Smith reception
42	10/2 at ATL	D. Peoples-Jones reception	45	12/11 at CIN	T. Irwin reception
41	10/9 vs. LAC	N. Chubb rush	42	10/2 at ATL	O. Zacchaeus reception
38	1/8 at PIT	D. Peoples-Jones reception	42	10/2 at ATL	T. Allgeier rush
38	11/13 at MIA	D. Peoples-Jones reception	41	10/31 vs. CIN	T. Higgins reception
38	10/9 vs. LAC	D. Njoku reception	40	12/11 at CIN	J. Mixon rush
37	10/31 vs. CIN	D. Peoples-Jones reception	39	12/4 at HOU	C. Moore reception
37	10/23 at BAL	D. Peoples-Jones reception	38	10/9 vs. LAC	M. Williams reception
37	10/16 vs. NE	D. Peoples-Jones reception	37	12/17 vs. BAL	J. Dobbins rush
36	1/8 at PIT	A. Cooper reception	36	9/22 vs. PIT	G. Pickens reception
36	9/22 vs. PIT	N. Chubb rush	35	11/27 vs. TB	R. White rush
35	1/1 at WAS	N. Chubb rush	34	12/11 at CIN	T. Taylor reception
33	1/1 at WAS	A. Cooper reception	32	1/8 at PIT	D. Johnson reception
33	11/13 at MIA	N. Chubb rush	32	11/20 at BUF	G. Davis reception
33	10/16 vs. NE	D. Njoku reception	31	1/8 at PIT	G. Pickens reception
32	9/22 vs. PIT	A. Cooper reception	31	10/23 at BAL	D. Duvernay reception
31	11/27 vs. TB	A. Schwartz rush	31	10/16 vs. NE	H. Henry reception
30	9/18 vs. NYJ	H. Bryant reception	31	10/16 vs. NE	R. Stevenson rush
29	10/31 vs. CIN	A. Cooper reception	31	9/18 vs. NYJ	G. Wilson reception
29	10/2 vs. LAC	N. Chubb rush	29	12/24 vs. NO	A. Kamara reception
28	12/17 vs. BAL	A. Cooper reception	29	11/20 at BUF	J. Cook rush
28	12/11 at CIN	D. Peoples-Jones reception	29	11/13 at MIA	J. Waddle reception
28	11/27 vs. TB	N. Chubb rush	29	10/16 vs. NE	D. Parker reception
28	10/2 at ATL	N. Chubb rush	28	11/27 vs. TB	M. Evans reception
28	9/22 vs. PIT	A. Cooper reception	28	11/20 at BUF	G. Davis reception
27	12/4 at HOU	D. Peoples-Jones reception	27	1/8 vs. PIT	Co. Hayward reception
27	11/20 at BUF	D. Peoples-Jones reception	27	10/16 vs. NE	J. Meyers reception
27	10/31 vs. CIN	A. Cooper reception	26	11/27 vs. TB	J. Jones reception
26	1/1 at WAS	A. Cooper reception	26	10/31 vs. CIN	C. Evans reception
26	11/20 at BUF	N. Chubb reception	26	10/23 at BAL	R. Bateman reception
26	10/31 vs. CIN	D. Peoples-Jones reception	26	9/22 vs. PIT	P. Freiermuth reception
25	11/27 vs. TB	J. Brissett rush	26	9/11 at CAR	D. Moore reception
25	11/20 at BUF	A. Cooper reception	25	12/17 vs. BAL	G. Edwards rush
25	10/2 at ATL	D. Njoku reception	25	12/17 vs. BAL	J. Dobbins rush
25	9/11 at CAR	N. Chubb rush	25	10/2 at ATL	K. Pitts reception
24	12/11 at CIN	A. Cooper reception	24	1/8 at PIT	G. Pickens reception
24	11/20 at BUF	A. Cooper reception	24	11/13 at MIA	R. Mostert rush
24	9/11 at CAR	K. Hunt reception	23	1/8 at PIT	Z. Gentry reception
22	11/20 at BUF	J. Brissett rush	23	1/1 at WAS	T. McLaurin reception
22	11/13 at MIA	D. Peoples-Jones reception	23	11/27 vs. TB	C. Godwin reception
22	10/23 at BAL	N. Chubb rush	23	11/20 at BUF	D. Knox reception
22	10/23 at BAL	D. Njoku reception	23	9/18 vs. NYJ	B. Hall rush
22	10/16 vs. NE	D. Peoples-Jones reception	22	1/8 at PIT	J. Warren rush
22	9/18 vs. NYJ	N. Chubb rush	22	11/27 vs. TB	C. Godwin reception
21	1/8 at PIT	D. Watson rush	22	10/9 vs. LAC	A. Ekeler rush
21	1/1 at WAS	D. Watson rush	22	10/9 vs. LAC	J. Kelley reception
21	1/1 at WAS	D. Njoku reception	22	10/2 at ATL	P. Hesse reception
21	12/24 vs. NO	A. Cooper reception	21	11/20 at BUF	S. Diggs reception
21	12/11 at CIN	D. Peoples-Jones reception	21	10/31 vs. CIN	H. Hurst reception
21	12/4 at HOU	N. Chubb rush	21	10/16 vs. NE	T. Thornton reception
21	11/20 at BUF	D. Njoku reception	21	10/9 vs. LAC	M. Williams reception
21	10/31 vs. CIN	N. Chubb rush	21	10/2 at ATL	A. Williams rush
21	10/16 vs. NE	D. Njoku reception	21	9/11 at CAR	C. McCaffrey reception
21	9/18 vs. NYJ	J. Brissett rush	20	1/1 at WAS	J. Dotson reception
20	11/20 at BUF	D. Peoples-Jones reception	20	12/11 at CIN	J. Chase reception
20	10/9 vs. LAC	J. Brissett rush	20	12/4 at HOU	B. Jordan reception
20	10/9 vs. LAC	A. Cooper reception	20	11/13 at MIA	T. Hill reception
20	10/2 at ATL	Dav. Bell reception	20	11/13 at MIA	J. Wilson rush
20	10/2 at ATL	K. Hunt rush	20	10/16 vs. NE	J. Meyers reception
20	9/22 at ATL	D. Njoku reception	20	10/2 at ATL	T. Allgeier reception
20	9/18 vs. NYJ	A. Cooper reception	20	9/22 vs. PIT	C. Claypool reception
20	9/11 at CAR	N. Chubb rush			

NO. OF 20-PLUS YARD PLAYS: 65 (21 RUSH, 44 PASS)
 NO. OF 40-PLUS YARD PLAYS: 6 (1 RUSH, 5 PASS)

NO. OF 20-PLUS YARD PLAYS: 64 (15 RUSH, 49 PASS)
 NO. OF 40-PLUS YARD PLAYS: 9 (3 RUSH, 6 PASS)

2022 SUPPLEMENTAL STATISTICS

2022 LONGEST PLAYS

LONGEST KICK/PUNT RETURNS

BROWNS

TYPE	YARDS	OPPONENT	RETURNER
PR	76	12/4 at HOU	D. Peoples-Jones
KR	48	11/13 at MIA	J. Ford
KR	44	11/27 vs. TB	J. Ford
KR	44	9/18 vs. NYJ	J. Ford
KR	37	12/24 vs. NO	J. Ford
KR	35	1/8 at PIT	J. Ford
KR	33	12/24 vs. NO	J. Ford
KR	31	1/8 at PIT	J. Ford
KR	29	12/11 at CIN	J. Ford
PR	29	11/27 vs. TB	D. Peoples-Jones
KR	29	9/11 at CAR	J. Ford
KR	28	11/20 at BUF	J. Ford
KR	28	11/13 at MIA	J. Ford
KR	28	10/9 vs. LAC	C. Rogers
KR	27	10/23 at BAL	D. Johnson
KR	27	10/16 vs. NE	C. Rogers
KR	27	10/16 vs. NE	C. Rogers
KR	25	12/24 vs. NO	J. Ford
KR	23	1/1 at WAS	J. Ford
KR	23	12/11 at CIN	J. Ford
KR	23	12/4 at HOU	J. Ford
KR	23	11/27 vs. TB	J. Ford
KR	23	9/18 vs. NYJ	J. Ford
KR	22	10/16 vs. NE	C. Rogers
KR	21	12/17 vs. BAL	J. Ford
KR	21	11/20 at BUF	J. Ford

NO. OF 20-PLUS YARD RETURNS: 26 (24 KICKOFF, 2 PUNT)
 NO. OF 40-PLUS YARD RETURNS: 4 (3 KICKOFF, 1 PUNT)

OPPONENTS

TYPE	YARDS	OPPONENT	RETURNER
KR	50	12/4 at HOU	D. King
PR	46	10/23 at BAL	D. Duvernay
KR	32	11/20 at BUF	N. Hines
KR	30	12/24 vs. NO	R. Shaheed
PR	28	11/20 at BUF	N. Hines
KR	26	1/1 at WAS	J. Patterson
KR	26	9/18 vs. NYJ	B. Berrios
KR	24	11/13 at MIA	R. Mostert
KR	23	11/20 at BUF	N. Hines
KR	23	11/13 at MIA	R. Mostert
KR	22	1/1 at WAS	J. Patterson
KR	22	1/1 at WAS	J. Patterson
KR	22	10/9 vs. LAC	D. Carter
KR	22	9/18 vs. NYJ	B. Berrios
KR	21	12/17 vs. BAL	D. Duvernay
KR	21	12/4 at HOU	T. Smith
KR	21	12/4 at HOU	D. Ogunbowale
KR	21	11/20 at BUF	N. Hines
KR	20	12/17 vs. BAL	D. Duvernay
PR	20	12/11 at CIN	T. Taylor
KR	20	10/31 vs. CIN	C. Evans
KR	20	10/16 vs. NE	Ma. Jones

NO. OF 20-PLUS YARD RETURNS: 22 (19 KICKOFF, 3 PUNT)
 NO. OF 40-PLUS YARD RETURNS: 2 (1 KICKOFF, 1 PUNT)