



# MIAMI DOLPHINS 2021 SEASON IN REVIEW



# 2021 MIAMI DOLPHINS SCHEDULE

## PRESEASON

DATE	OPPONENT	STADIUM	TIME/RESULT	NETWORK	RADIO	PRESENTING SPONSOR	GAME THEME
Sat., Aug. 14	at Chicago	Soldier Field	L, 13-20	WFOR CBS4	560 WQAM KISS 99.9		
Sat., Aug. 21	Atlanta	Hard Rock Stadium	W, 37-17	WFOR CBS4	560 WQAM KISS 99.9	<b>verizon</b> ✓	NFL Play Football
Sun., Aug. 29	at Cincinnati	Paul Brown Stadium	W, 29-26	CBS	560 WQAM KISS 99.9		

## REGULAR SEASON

DATE	OPPONENT	STADIUM	TIME/RESULT	NETWORK	RADIO	PRESENTING SPONSOR	GAME THEME
Sun., Sept. 12	at New England	Gillette Stadium	W, 17-16	CBS	560 WQAM KISS 99.9	<b>ZUDY</b>	
Sun., Sept. 19	Buffalo	Hard Rock Stadium	L, 0-35	FOX	560 WQAM KISS 99.9	<b>BUD LIGHT</b>	305 Day/ Futbol Americano
Sun., Sept. 26	at Las Vegas	Allegiant Stadium	L, 28-31 (OT)	CBS	560 WQAM KISS 99.9		
Sun., Oct. 3	Indianapolis	Hard Rock Stadium	L, 17-27	CBS	560 WQAM KISS 99.9	<b>pepsi.</b>	Shula Memorial
Sun., Oct. 10	at Tampa Bay	Raymond James Stadium	L, 17-45	CBS	560 WQAM KISS 99.9	<b>SOLIS</b> HEALTH PLANS	
Sun., Oct. 17	at Jacksonville	Tottenham Hotspur Stadium (London)	L, 20-23	CBS	560 WQAM KISS 99.9	<b>Heineken</b>	
Sun., Oct. 24	Atlanta	Hard Rock Stadium	L, 28-30	FOX	560 WQAM KISS 99.9	<b>SYLVESTER</b> UNIVERSITY OF MIAMI HEALTH SYSTEM	Crucial Catch
Sun., Oct. 31	at Buffalo	Highmark Stadium	L, 11-26	CBS	560 WQAM KISS 99.9		
Sun., Nov. 7	Houston	Hard Rock Stadium	W, 17-9	FOX	560 WQAM KISS 99.9	<b>SOLIS</b> HEALTH PLANS	
Thurs., Nov. 11	Baltimore	Hard Rock Stadium	W, 22-10	FOX/NFL/ Amazon	560 WQAM KISS 99.9	<b>Publix</b>	Salute to Service
Sun., Nov. 21	at N.Y. Jets	MetLife Stadium	W, 24-17	CBS	560 WQAM KISS 99.9	<b>THE PALM BEACHES</b>	
Sun., Nov. 28	Carolina	Hard Rock Stadium	W, 33-10	FOX	560 WQAM KISS 99.9	<b>BROXEL</b> ™	Football Unites
Sun., Dec. 5	N.Y. Giants	Hard Rock Stadium	W, 20-9	FOX	560 WQAM KISS 99.9	<b>TRUIST</b>	My Cause My Cleats
Sun., Dec. 19	N.Y. Jets	Hard Rock Stadium	W, 31-24	CBS	560 WQAM KISS 99.9	<b>SOKIN</b>	Holidays
Mon., Dec. 27	at New Orleans	Caesars Superdome	W, 20-3	ESPN	560 WQAM KISS 99.9		
Sun., Jan. 2	at Tennessee	Nissan Stadium	L, 3-34	CBS	560 WQAM KISS 99.9		
Sun., Jan. 9	New England	Hard Rock Stadium	W, 33-24	CBS	560 WQAM KISS 99.9	<b>Hard Rock</b>	Inspire Change



AM 560 Sports WQAM is the official English flagship radio partner of the franchise. In addition, all Dolphins games are simulcast on Kiss Country 99.9 "South Florida's Original Game Station" and feature expanded pre-, halftime and postgame shows. The games also can be heard on Dolphins.com and throughout South and Central Florida on a variety of stations that make up the Miami Dolphins Radio Network.



WFOR-TV, CBS4 was once again the preseason home of the Dolphins. All three preseason contests were shown on the CBS affiliate in the Miami-Ft. Lauderdale market, including a national CBS broadcast of the third preseason game at Cincinnati (Aug. 29)



## 2021 SEASON IN REVIEW TABLE OF CONTENTS

DOLPHINS NOTES	2-7
TEAM AWARD WINNERS	8
NFL HONORS FOR DOLPHINS PLAYERS	9
2021 ROOKIE CLASS	10
RADIO	11
INTERNATIONAL HOME MARKETING AREAS	12
BAPTIST HEALTH TRAINING COMPLEX	13
HARD ROCK STADIUM	14-15
DOLPHINS IN THE COMMUNITY	16-17
TRANSACTIONS	21-22
ROSTERS	23-26
PRONUNCIATION GUIDE	26
CONTRACT STATUS	27
STATISTICS	31-46
THE LAST TIME IT HAPPENED	47-51
GAME SUMMARIES	55-71
EXECUTIVE BIOS	75-77
COACH BIOS	78-79
PLAYER BIOS	80-246
HISTORY & RECORDS	249-328

## MIAMI DOLPHINS MEDIA WEBSITE

[media.miamidolphins.com](http://media.miamidolphins.com)

The Miami Dolphins media website features everything a media member needs to cover the team. Visitors can find transcripts, press releases, weekly releases, credentials, notes, flip cards, an archive of old media guides and gamebooks and more by visiting [media.miamidolphins.com](http://media.miamidolphins.com).

## COMMUNICATIONS DEPARTMENT



**JASON JENKINS**

Sr. Vice President,  
Communications &  
Community Affairs

O: 954-452-7174  
JJenkins@dolphins.com



**ANNE NOLAND**

Sr. Director of  
Football  
Communications

O: 954-452-7155  
ANoland@dolphins.com



**BRETT BRECHEISEN**

Football  
Communications  
Manager

O: 954-452-7190  
BBrecheisen@dolphins.com



**RENZO SHEPPARD**

Football  
Communications  
Manager

O: 954-452-7144  
RSheppard@dolphins.com



**VIRA HALIM**

Football  
Communications  
Coordinator

O: 954-452-7177  
VHalim@dolphins.com



**PAOLA ARGUETA**

Corporate  
Communications  
Coordinator

O: 305-943-6703  
PAArgueta@dolphins.com



**RICKY MARTINEZ**

Football  
Communications  
Staff Assistant

O: 954-452-7043  
RMartinez@dolphins.com



## TEAM NOTES

### DOLPHINS POST BACK-TO-BACK WINNING SEASONS

The Dolphins have posted consecutive winning seasons for the first time since 2002-03. They finished 9-8 in 2021 following a 10-6 season in 2020.

Miami played well against its division in 2021. The Dolphins swept New England for the first time since 2000. Coupled with a sweep of the N.Y. Jets, **Miami swept two AFC East foes in the same season for the first time since 2016 (Buffalo and the N.Y. Jets).**

The Dolphins improved throughout the season, becoming the first team in NFL history to have a seven-game winning streak after losing seven in a row in the same season. Miami won eight of its final nine games.

### 2021 DRAFT CLASS MAKES BIG IMPACT IN FIRST SEASON

The Dolphins have several candidates for the PFWA All-Rookie team as multiple first-year players had big performances this season.

**WR Jaylen Waddle** (1st round – 6th overall) broke the NFL's rookie receptions record with 104 catches. He also became the first rookie in Dolphins history to have a 1,000-yard season as a receiver.

Miami's other first-round pick, **LB Jaelan Phillips** (1st round – 18th overall), broke the Dolphins' rookie sack record with 8.5. It was the second most sacks by an NFL rookie this season.

**S Jevon Holland** (2nd round – 36th overall) finished ninth among NFL rookies in tackles (68) and was the only AFC player this season to have multiple sacks, interceptions and fumble recoveries.

**T Liam Eichenberg** (2nd round – 42nd overall) was one of just 10 rookie offensive linemen in the NFL to start at least 16 games this season. Of those 10, he was one of three to start games in multiple positions.



### ROCKING AT HARD ROCK STADIUM

Miami will enter the 2022 season as winners of eight of their last nine games overall and six-straight contests at home. **It's the longest home winning streak for Miami since Dec. 2, 2001 to Oct. 6, 2002.**

Dating back to the 2020 season, the Dolphins have gone 11-4 in their past 15 games at Hard Rock Stadium.

### 2022 MIAMI DOLPHINS OPPONENTS

HOME OPPONENTS			
TEAM	2021 REC.	2021 ROAD REC.	
New England	10-7		6-2
Buffalo	11-6		5-3
N.Y. Jets	4-13		1-7
Cleveland	8-9		2-6
Pittsburgh	9-7-1		3-5
Green Bay	13-4		5-4
Minnesota	8-9		3-6
Houston	4-13		2-6

ROAD OPPONENTS			
TEAM	2021 REC.	2021 HOME REC.	
New England	10-7		4-5
Buffalo	11-6		6-3
N.Y. Jets	4-13		3-6
Baltimore	8-9		5-4
Cincinnati	10-7		5-4
L.A. Chargers	9-8		5-4
Chicago	6-11		3-5
Detroit	3-13-1		3-5
San Francisco	10-7		4-4

### TENTATIVE 2022 NFL DRAFT ORDER

2022 NFL DRAFT ORDER					
NO.	TEAM	W	L	T	PCT
1.	Jacksonville Jaguars	3	14	0	.176
2.	Detroit Lions	3	13	1	.206
3.	Houston Texans	4	13	0	.235
4.	New York Jets	4	13	0	.235
5.	New York Giants	4	13	0	.235
6.	Carolina Panthers	5	12	0	.294
7.	New York Giants*	-	-	-	-
8.	Atlanta Falcons	7	10	0	.412
9.	Denver Broncos	7	10	0	.412
10.	New York Jets*	-	-	-	-
11.	Washington Football Team	7	10	0	.412
12.	Minnesota Vikings	8	9	0	.471
13.	Cleveland Browns	8	9	0	.471
14.	Baltimore Ravens	8	9	0	.471
15.	Philadelphia Eagles*	-	-	-	-
16.	Philadelphia Eagles*	-	-	-	-
17.	Los Angeles Chargers	9	8	0	.529
18.	New Orleans Saints	9	8	0	.529

\* acquired in trades

Miami holds San Francisco's 2022 first-round pick, which will not be determined until after the postseason.





## OFFENSE NOTES

### TAGOVAILOA POSTS SECOND-BEST COMPLETION PCT. IN DOLPHINS HISTORY

**QB Tua Tagovailoa** completed 67.8 percent of his passes this year, which was **seventh in the NFL, second-best in team history and just shy of the team record of 68.5 (Ryan Fitzpatrick, 2020).**

Tagovailoa completed 80%+ of his passes in three of his starts this season. **He joined Drew Brees as the only QBs in NFL history to have three such games in a single season.** Tagovailoa became only the fourth quarterback in the NFL since 1950 (Tyler Murray, Brees, Peyton Manning) to have back-to-back games with an 80%+ completion percentage after doing so in Week 11 at the N.Y. Jets and Week 12 vs. Carolina.



Tagovailoa improved in several key efficiency metrics in 2021, his second NFL season. **His completion percentage (67.8), yards per attempt (6.8) and quarterback rating (90.1) in 2021 were all higher than his rookie year.**

Tagovailoa also shined in the fourth quarter this season. He completed 67-of-98 passes (68.4 pct.) for 743 yards, seven touchdowns and five interceptions in the final frame. **His 68.4 fourth-quarter completion percentage was seventh in the NFL while his 7.6 yards per attempt was 12th.** Tagovailoa also had two fourth-quarter rushing touchdowns.

Tagovailoa is already near the top in several Dolphins career passer charts. **He is second in completion percentage (66.2 pct.), third in passer rating (88.8) and tied for fifth in 300-yard passing games (3).**

**He had a 67.1 completion percentage through his first 20 career games, which was higher than any other NFL player in their first 20 contests (min. 500 attempts).**

In Week 17 at Tennessee, Tagovailoa surpassed **QB Matt Moore and moved into ninth place on the Dolphins' all-time career passing yards chart.** He has 4,467 career passing yards.

Tagovailoa is 13-8 all-time as an NFL starter, posting a 6-3 record in games he started in 2020 and a 7-5 mark in 2021.

### WADDLE BREAKS NFL'S ROOKIE RECEPTIONS RECORD

**WR Jaylen Waddle caught more passes than any rookie in NFL history this season.** Appearing in 16 of the team's 17 contests, Waddle recorded 104 receptions:

MOST RECEPTIONS BY A ROOKIE IN NFL HISTORY					
PLAYER	TEAM	YEAR	REC	YDS	TDs
1. JAYLEN WADDLE	MIA.	2021	104	1,015	6
2. Anquan Boldin	Ari.	2003	101	1,377	8
3. Michael Thomas	NO	2016	92	1,137	9
4. Odell Beckham Jr.	NYG	2014	91	1,305	12
Saquon Barkley	NYG	2018	91	721	4
Eddie Royal	Den.	2008	91	980	5
7. Terry Glenn	NE	1996	90	1,132	6
Amon-Ra St. Brown	Det.	2021	90	912	5
9. Justin Jefferson	Min.	2020	88	1,400	7
Reggie Bush	NO	2006	88	742	2

**Waddle's 104 receptions are the third-most in a season in Dolphins history:**

DOLPHINS SINGLE-SEASON RECEPTIONS LEADERS				
PLAYER	YEAR	REC	YDS	TDs
1. Jarvis Landry	2017	112	987	9
2. Jarvis Landry	2015	110	1,157	4
3. JAYLEN WADDLE	2021	104	1,015	6
4. Jarvis Landry	2016	94	1,136	4
5. O.J. McDuffie	1998	90	1,050	7

**Waddle's 104 receptions were eighth in the NFL this season among all players:**

NFL RECEPTIONS LEADERS (2021)				
PLAYER	TEAM	REC	YDS	TDs
1. Cooper Kupp	LAR	145	1,947	16
2. Davante Adams	GB	123	1,553	11
3. Tyreek Hill	KC	111	1,239	9
4. Justin Jefferson	Min.	108	1,616	10
5. Mark Andrews	Bal.	107	1,361	9
Diontae Johnson	Pit.	107	1,161	8
7. Keenan Allen	LAC	106	1,138	6
8. JAYLEN WADDLE	MIA.	104	1,015	6
9. Stefan Diggs	Buf.	103	1,225	10
Hunter Renfrow	LV	103	1,038	9

In the Week 16 win vs. New Orleans, **Waddle broke the team's rookie receiving yards record set by Chris Chambers in 2001.**

DOLPHINS ALL-TIME ROOKIE RECEIVING YARDS LEADERS				
PLAYER	YEAR	REC	YDS	TDs
1. JAYLEN WADDLE	2021	104	1,015	6
2. Chris Chambers	2001	48	883	7
3. Terry Kirby	1993	75	874	3
4. Jack Clancy	1967	67	868	2
5. Jarvis Landry	2014	84	758	5

**Waddle is the 22nd NFL rookie, 11th different Dolphins player and first Dolphins rookie to have 1,000 receiving yards in a season.** His 1,015 yards were 18th-most in team single-season history.



## OFFENSE NOTES

### GESICKI MATCHES TEAM'S TIGHT END RECEPTIONS RECORD

**TE Mike Gesicki** was the team's second-leading receiver in both yardage and receptions this season, totaling 780 receiving yards on 73 receptions (10.7 avg.). **His reception and yardage totals have increased in each of his four NFL seasons.**

Gesicki's 73 receptions matched the Dolphins' single-season tight end receptions record. He was just 11 yards shy of the single-season tight end receiving yards mark:

#### DOLPHINS TIGHT END RECEIVING LEADERS (SINGLE SEASON)

PLAYER	YEAR	REC	YDS	TDs
1. Randy McMichael	2004	73	791	4
2. <b>MIKE GESICKI</b>	<b>2021</b>	<b>73</b>	<b>780</b>	<b>2</b>
3. Charles Clay	2013	69	759	6
4. <b>MIKE GESICKI</b>	<b>2020</b>	<b>53</b>	<b>703</b>	<b>6</b>
5. Keith Jackson	1994	59	673	7

His 73 receptions were fifth and **his 780 receiving yards were eighth among all NFL tight ends this year:**

#### NFL TIGHT END RECEPTIONS LEADERS (2021)

PLAYER	TEAM	REC	YDS	TDs
1. Mark Andrews	Bal.	107	1,361	9
2. Travis Kelce	KC	92	1,125	9
3. Dalton Schultz	Dal.	78	808	8
4. Zach Ertz	Ari.	74	763	5
5. <b>MIKE GESICKI</b>	<b>MIA.</b>	<b>73</b>	<b>780</b>	<b>2</b>

Gesicki **led all tight ends with 324 receiving yards in the fourth quarter and overtime this season.** His 26 receptions were fourth in those situations:

#### NFL TIGHT END RECEIVING LEADERS IN 4Q AND OT (2021)

PLAYER	TEAM	REC	YDS	TDs
1. <b>MIKE GESICKI</b>	<b>MIA.</b>	<b>26</b>	<b>324</b>	<b>1</b>
2. Travis Kelce	KC	22	296	4
3. Kyle Pitts	Atl.	16	288	0
4. Mark Andrews	Bal.	28	284	5
5. George Kittle	SF	19	268	0

Gesicki is among the most decorated tight ends in Dolphins history. **He ranks third in receptions (199) and yardage (2,255)** and is tied for eighth in touchdowns (13). He's just one reception shy of 200 career catches.

#### DOLPHINS ALL-TIME TIGHT END RECEIVING LEADERS

PLAYER	YEARS	REC	YDS	TDs
1. Randy McMichael	2002-06	283	3,096	18
2. Bruce Hardy	1978-89	256	2,455	25
3. <b>MIKE GESICKI</b>	<b>2018-21</b>	<b>199</b>	<b>2,255</b>	<b>13</b>
4. Anthony Fasano	2008-12, '17	189	2,211	24
5. Charles Clay	2011-14	161	1,809	14

### YOUNG OFFENSIVE LINE IMPROVES

The Dolphins had one of the youngest offensive lines in the NFL, **featuring only one regular starter over the age of 25.**

The youthful group showed progress throughout the season. From Weeks 1-8, the Dolphins were 21st in the NFL with 19 sacks allowed. Miami started its winning streak in Week 9 and allowed just 21 sacks the rest of the season, **which was tied for 13th.**

The run blocking also improved. From Weeks 1-8, Miami averaged 78.6 rushing yards per game, which was 30th in the NFL. From Weeks 9-18, the Dolphins ranked 23rd in the statistic **with 104.3 rushing yards per game.**

### DUKE JOHNSON'S HOMECOMING AT HARD ROCK STADIUM

**RB Duke Johnson** grew up in Miami, attended Miami Norland High School just 1.5 miles from Hard Rock Stadium and the University of Miami. He was signed to the Dolphins practice squad on Oct. 26, 2021.

After seven NFL seasons, he finally made his first start for his hometown Dolphins at his hometown stadium in Week 15 vs. the N.Y. Jets and **turned out a memorable performance, totaling career highs in carries (22), rushing yards (107) and rushing TDs (2).**

But he wasn't done. **When the Dolphins returned home for the season finale in Week 18, Johnson topped his career highs again in both carries (25) and rushing yards (117)** in the victory over New England.

Johnson has played in 96 games during his seven-year NFL career and **his two 100-yard performances have come in his two games as the Dolphins' starting running back at Hard Rock Stadium.**

In those two contests, Johnson has totaled 47 carries for 224 yards (4.8 avg.) and three touchdowns, or an average of 112 rushing yards per game.

### PARKER HAS SIXTH-MOST YARDS IN DOLPHINS HISTORY

**WR DeVante Parker** is the team's longest-tenured player, a first-round pick (14th overall) in 2015. **He is sixth in Dolphins history with 4,727 career receiving yards and eighth with 338 career receptions.** Parker was the team's third-leading receiver this year with 515 yards despite missing seven games due to injury.



## DEFENSE NOTES

### WILKINS TIED FOR MOST TACKLES BY NFL D-LINEMAN

**DT Christian Wilkins** was a first-round pick (13th overall) by Miami in the 2019 NFL Draft and had by far the most productive season of his career this year.

In his third NFL season, **Wilkins tied for the lead among all NFL defensive linemen with 89 tackles (49 solo)**. It's a career high and tied for the most by any NFL defensive lineman since 2013:

MOST TACKLES IN A SEASON BY A D-LINEMAN (SINCE 2013)				
PLAYER	TM	YR	TKLS	
1. <b>CHRISTIAN WILKINS</b>	<b>MIA.</b>	<b>2021</b>	<b>89</b>	
Cameron Heyward	Pit.	2021	89	
3. Damon Harrison	NYG	2016	86	
4. Aaron Donald	LAR	2021	84	
5. Cameron Heyward	Pit.	2019	83	


His 89 tackles were the most by a Dolphins defensive lineman since 1993 and the most by any Dolphins defensive tackle since full tackle records began in 1986:

MOST TACKLES IN A SEASON BY A DOLPHINS D-LINEMAN (SINCE 1986)				
PLAYER	POS	YR	TKLS	
1. Jeff Cross	DE	1993	93	
2. <b>CHRISTIAN WILKINS</b>	<b>DT</b>	<b>2021</b>	<b>89</b>	
3. Marco Coleman	DE	1992	84	
4. Larry Jackson	DE	1997	78	
5. Davon Godchaux	DT	2019	75	
T.J. Turner	DE	1988	75	
Tim Bowers	DT	1996	75	

He also had 4.5 sacks, four passes defended, one forced fumble and one fumble recovery.

**Wilkins even caught a touchdown lined up at fullback in the Week 15 win vs. the N.Y. Jets.**

**His 4.5 sacks, 13 quarterback hits and 10 tackles for loss are also career highs.** He had a strip-sack of Jacksonville QB Trevor Lawrence in Week 6 and recovered a fumble in Week 11 at the N.Y. Jets.



### PHILLIPS BREAKS DOLPHINS ROOKIE SACKS RECORD

**LB Jaelan Phillips** was the 18th overall pick of the 2021 NFL Draft and finished second on the team in sacks. In fact, **Phillips' 8.5 sacks are a team rookie record**:

MOST SACKS BY A DOLPHINS ROOKIE		
NAME	YEAR	SACKS
1. <b>JAELAN PHILLIPS</b>	<b>2021</b>	<b>8.5</b>
2. Bill Stanfill	1969	8.0
Lorenzo Bromell	1998	8.0
4. A.J. Duhe	1977	7.0
5. Marco Coleman	1992	6.0

**Phillips became the first NFL rookie since Julius Peppers in 2002 to record at least 6.0 sacks in a three-game span (Weeks 11-13).**

His 8.5 sacks ranked second among all NFL rookies this season:

NFL ROOKIE SACKS LEADERS (2021)		
NAME	TEAM	SACKS
1. Micah Parsons	Dal.	13.0
2. <b>JAELAN PHILLIPS</b>	<b>MIA.</b>	<b>8.5</b>
3. Azeez Ojulari	NYG	8.0
4. Odafe Oweh	Bal.	5.0
5. Several players tied		4.0

### OGBAH POSTS MOST PASSES DEFENSED BY AN NFL DEFENSIVE LINEMAN SINCE 2016

**DE Emmanuel Ogbah** has been one of the league's most productive pass rushers since he joined the Dolphins in 2020, and he also has a knack for batting down balls at the line of scrimmage.



Ogbah had a career-high 12 passes defended in 2021. **It's the most by an NFL defensive lineman since 2016 (Carlos Dunlap).**

NFL SINGLE-SEASON PASSES DEFENSED LEADERS (SINCE 2012; DL ONLY)				
NAME	TEAM	YEAR	PDs	
1. J.J. Watt	Hou.	2012	16	
2. Carlos Dunlap	Cin.	2016	15	
3. <b>EMMANUEL OGBAH</b>	<b>MIA.</b>	<b>2021</b>	<b>12</b>	
4. Julius Peppers	GB	2014	11	
Cameron Jordan	NO	2017	11	

Earlier this season, Ogbah had a streak of seven straight games with a batted pass, which was **the longest streak by an NFL defensive lineman in more than 20 years according to FOX.**

Ogbah also led the team with 9.0 sacks this year and had 24 quarterback hits, which was tied for 12th among all NFL players.



## DEFENSE NOTES

### DOLPHINS' PAIR OF YOUNG SAFETIES

The Dolphins selected **S Brandon Jones** in the third round (70th overall) of the 2020 NFL Draft and **S Jevon Holland** in the second round (36th overall) of the 2021 NFL Draft. They started 11 games together and played a key role in the defense's success in the second half of the year.

Jones had five sacks this season, which led all NFL defensive backs and was the most by a Dolphins defensive back since sacks became an official NFL statistic in 1982.

Holland's 68 tackles were ninth among NFL rookies while his 10 passes defended were tied for fourth. He was the only AFC player with multiple sacks, interceptions and fumble recoveries this season.

### BAKER CONTINUES TO RACK UP TACKLES

LB Jerome Baker has been one of Miami's most productive players since he was selected by the Dolphins in the third round of the 2018 NFL Draft (73rd overall).

Baker's 403 tackles are seventh and his 17.0 sacks are sixth among all players in his 2018 draft class.

MOST CAREER TACKLES (2018 DRAFT CLASS)				
PLAYER	TM	TOT	SOLO	ASST
1. Darius Leonard	Ind.	538	343	195
2. Roquan Smith	Chi.	523	347	176
3. Fred Warner	SF	503	332	171
4. Tremaine Edmunds	Buf.	463	293	170
5. Foyesade Oluokun	Atl.	454	267	187
6. Jessie Bates	Cin.	406	287	119
7. JEROME BAKER	MIA.	403	260	143
8. Minkah Fitzpatrick	Pit.	350	237	113
9. Leighton Vander Esch	Dal.	347	225	122
10. Terrell Edmunds	Pit.	335	232	103

He is also the first Dolphins player since at least 2000 to total at least 400 tackles in the first four seasons of his career.

### DOLPHINS FINISH ONE SACK SHY OF TEAM RECORD

Miami had 48.0 sacks this year, which was just one shy of the team record of 49.0 sacks set in 1983 and 2005. The total was tied for fifth-most in the NFL this year and the Dolphins had 14 different players record at least a half-sack.

Six different players – DE Emmanuel Ogbah (9.0), LB Jaelan Phillips (8.5), LB Jerome Baker (5.5), S Brandon Jones (5.0), DT Christian Wilkins (4.5) and LB Andrew Van Ginkel (4.0) had at least four sacks and five of those six were drafted by the Dolphins.

The Dolphins also led the NFL in passes defended (88) and ranked second in QB hits (121).

### DOLPHINS YOUNG DEFENSE MAKES BIG STRIDES LATE IN SEASON

All 11 defensive players the Dolphins started in the season-ending victory vs. New England were under the age of 30 and eight of those 11 were drafted by Miami. That young and mostly homegrown unit closed the season strong, scoring two defensive touchdowns en route to Miami's first season sweep over the Patriots since 2000.

Miami scored three defensive touchdowns in the final three weeks of the season and five total during the 2021 campaign. That's the most touchdowns by a Dolphins defense in a single season since 2001, when they scored six.

The Dolphins closed the season by holding opponents to less than 300 passing yards in 10 consecutive games for the first time since Sept. 24 – Dec. 17, 2017.

At one point between Weeks 15-17, the Dolphins held their opponents to 20 consecutive third-down stops.

### HOWARD LEADS THE NFL IN INTERCEPTIONS SINCE 2016

CB Xavien Howard was selected to start in his third Pro Bowl (2018, 2020-21) and leads the NFL in interceptions since he entered the league as a second-round pick in 2016:

MOST INTERCEPTIONS (SINCE 2016)	
NAME	INT
1. XAVIEN HOWARD (MIA.)	27
2. J.C. Jackson (NE)	25
3. Kevin Byard (Ten.)	23
Marcus Peters (KC/LAR/Bal.)	23
5. Justin Simmons (Den.)	21

He made a big impact on the Dolphins defense this year, recording seven takeaways including three in the fourth quarter, two touchdowns and a takeaway in four of the final eight games. He also tied for sixth in the NFL with 16 passes defended.

In the Week 1 win at New England, Howard stripped Patriots RB Damien Harris of the ball inside Miami's 10-yard line with just over three minutes to go. He recovered it himself to give Miami the ball back and a chance to run out the clock to seal the victory.

In the Week 10 win vs. Baltimore, Howard punched a ball loose from WR Sammy Watkins in the fourth quarter and returned it 49 yards for a touchdown to give Miami a two-score lead.

He recorded his second touchdown of the season in Week 18 vs. New England when he picked off QB Mac Jones on the Patriots' first offensive possession and returned it 37 yards for a score.



## SPECIAL TEAMS NOTES

### SANDERS IS MOST ACCURATE KICKER IN TEAM HISTORY

K Jason Sanders' 83.3 career field goal percentage (100-of-120) is the best in Dolphins history (min. 50 att.) and he's one of only six players in team history to kick 100+ career field goals.

Sanders recently had the longest active PAT streak in the NFL, making 69 consecutive extra points. **The streak began on Dec. 15, 2019 and ended on Nov. 28, 2021, covering 31 games without a miss.**

### SANDERS' CLUTCH KICKS

Sanders has made several clutch kicks in his career, including a few in the 2021 season.

He hit a 34-yard field goal in the fourth quarter at New Orleans in **Week 16 to give Miami a three-score lead and essentially seal the victory.**

In **Week 13 vs. the N.Y. Giants**, Sanders made a 48-yard field goal with 1:11 remaining to give the Dolphins a two-score lead.

In **Week 11 vs. the N.Y. Jets**, his make from 24 yards out with 1:57 put Miami up two scores.

Sanders also made a clutch kick in **Week 3 when he hit a 50-yarder in overtime against Las Vegas to extend the game.**



### PALARDY HAS CAREER YEAR IN FIRST SEASON WITH DOLPHINS

P Michael Palardy spent the first four years of his career in Carolina before signing with Miami in 2021. **He grew up in nearby Coral Springs before playing at St. Thomas Aquinas High School.**

Palardy played a critical role in the field position battle. He **finished third in the NFL with 31 punts downed inside the 20, also a career high.** He was fifth with 11 punts downed inside the 10-yard line and third with five punts downed inside the 5-yard line.

In the final nine games, Palardy placed 20 punts inside the 20, eight inside the 10 and four inside the five.

Palardy earned AFC Special Teams Player of the Week honors in the **Week 13 win vs. the N.Y. Giants** after pinning three inside the 20 and booting a career-long 65-yard punt.

### RILEY BLOCKS PUNT FOR TOUCHDOWN IN WEEK 12

LB Duke Riley notched Miami's only blocked punt of the 2021 season in **Week 12 vs. Carolina.** He came off the right side of Miami's punt block formation and nearly took the ball directly off P Lachlan Edwards' foot.

After bouncing off the turf, the ball was caught by **CB Justin Coleman** at the 2-yard line. **Coleman and his teammates moved the pile into the end zone, giving Miami an early 7-0 lead.**

It was Miami's first blocked punt since **LB Andrew Van Ginkel** got one on Nov. 15, 2020 vs. the L.A. Chargers. The last time the Dolphins had a blocked punt returned for a touchdown was on Dec. 17, 2016 when **S Walt Aikens** blocked a punt and returned it 11 yards for a score at the N.Y. Jets.







## MIAMI DOLPHINS ANNOUNCE TEAM AWARD WINNERS



**MIAMI GARDENS, Fla.** – The Miami Dolphins announced their team award winners for the 2021 season. Wide receiver **Jaylen Waddle** was named the Dan Marino Most Valuable Player, defensive back **Jason McCourty** earned the Don Shula Leadership Award, linebacker **Elandon Roberts** was named the team's Ed Block Courage Award winner and linebacker **Jaelan Phillips** earned the Nat Moore Community Service Award.

**Waddle** is the first rookie to be named Dan Marino Team MVP since Zach Thomas in 1996. He's only the fifth rookie to win the award, joining Thomas (1996), Marino (1983), David Woodley (1980) and Bob Griese (1967). Waddle is the fifth wide receiver to earn the honor, and just the third to win it outright, joining Jarvis Landry (2015 co-winner), Chris Chambers (2005), O.J. McDuffie (1997-98) and Paul Warfield (1970 co-winner). Waddle set franchise rookie records with 99 receptions and 988 receiving yards with one game still to play. His 99 receptions are second-most by a rookie in NFL history and if he has three receptions in the season finale, he will break the NFL's rookie receptions record of 101, set by Anquan Boldin in 2003. This award is voted on by South Florida media who regularly cover the team and was re-named the Dan Marino Most Valuable Player Award in 2000 to reflect the achievements of Hall of Fame quarterback and 12-time team MVP, Dan Marino.

**McCourty** is the winner of the Don Shula Leadership Award, as voted on by his teammates. He's just the seventh player to win the award in his first season with the team, joining Ryan Fitzpatrick (2019), Frank Gore (2018), Karlos Dansby (2010), Chad Pennington (2008), Junior Seau (2003) and Fred Barnett (1996). McCourty is just the second defensive back to earn the honor, joining safety Yeremiah Bell who was a co-recipient in 2009. McCourty served as a team captain this season and is also a finalist for the NFL's Art Rooney Sportsmanship Award this year. The Don Shula Leadership Award is voted on by the players and is given to the teammate who exhibits leadership on and off the field. It was re-named the Don Shula Leadership Award in 2005 to reflect the accomplishments of the Hall of Fame coach Shula.

**Roberts** is a first-time recipient of the team's Ed Block Courage Award. He suffered a season-ending knee injury in Week 16 of the 2020 season at Las Vegas and underwent surgery in January 2021. His relentless attitude and perseverance allowed him to return to the starting lineup in time for the season-opener at New England in Week 1. Roberts has been selected as a team captain in each of the past two seasons. This year, he set a career high with 79 tackles (42 solo) with one game remaining. In Week 3, he returned to the same Allegiant Stadium field that he was carted off last season and recorded his first career interception, one he returned 85 yards for a touchdown. Each year, all 32 teams select a player to receive the Ed Block Courage Award. The recipient is selected by the Dolphins' athletic training staff and symbolizes professionalism, great strength and dedication. The honoree also is a community role model.

**Phillips** is this year's winner of the Nat Moore Community Service Award and is the first rookie to win the award dating back to its inception in 1987. Phillips has participated in numerous charitable activities in the South Florida community this year and volunteered his time on a near-weekly basis on his off days during the season. He has been available in times of need, donating his time and resources to help Surfside residents following the condo collapse and for Haiti Relief following the earthquakes in August 2021. Phillips, who played at the University of Miami, has been actively involved with the Lotus House, improving the lives of homeless women and children in Miami. He is part of the Dolphins' Social Impact Committee, working to positively impact civic engagement, education and economic empowerment in South Florida. Phillips also helped those in need during the holiday season, participating in several meal and gift distributions in November and December. The Nat Moore Community Service Award is given each year to a Miami Dolphins player recognized for his involvement in the South Florida community. Moore spent 13 seasons in a Dolphins uniform, culminating by his placement on the Dolphins Honor Roll in 1999.




## NFL HONORS FOR DOLPHINS PLAYERS





## MIAMI DOLPHINS 2021 ROOKIE CLASS

Rd 1 // Pick 6



**Jaylen WADDLE**  
Alabama // WR  
5-10 // 182

Rd 1 // Pick 18



**Jaelan PHILLIPS**  
Miami (FL) // LB  
6-5 // 266

Rd 2 // Pick 36



**Jevon HOLLAND**  
Oregon // S  
6-1 // 207

Rd 2 // Pick 42




**Liam EICHENBERG**  
Notre Dame // T  
6-6 // 310

Rd 3 // Pick 81




**Hunter LONG**  
Boston College // TE  
6-5 // 254

Rd 7 // Pick 231




**Larnel COLEMAN**<sup>^</sup>  
UMass // T  
6-6 // 313

Rd 7 // Pick 244



**Gerrid DOAKS**<sup>\*</sup>  
Cincinnati // RB  
5-11 // 228

Undrafted Free Agent



**Robert JONES**  
Middle Tenn. St. // G  
6-4 // 322

Acquired off Waivers



**Darius HODGE**  
Marshall // LB  
6-1 // 245

Acquired off Waivers



**Trill WILLIAMS**  
Syracuse // CB  
6-1 // 205

<sup>\*</sup> Practice Squad  
<sup>^</sup> Injured Reserve



## DOLPHINS RADIO NETWORK



AM 560 Sports WQAM is the official English flagship radio partner of the franchise. In addition, all Dolphins games are simulcast on Kiss Country 99.9 “South Florida’s Original Country Station” and feature expanded pre-, halftime and postgame shows. The games also can be heard on Dolphins.com and throughout South and Central Florida on a variety of stations that make up the Miami Dolphins Radio Network.

The English radio broadcast team on AM 560 Sports WQAM consists of former wide receiver Jimmy Cefalo handling the play-by-play duties with former tight end Joe Rose and Hall of Fame defensive end Jason Taylor providing the game analysis. Fellow alumnus Kim Bokamper will join the broadcast team giving perspective on the on-field action.

Univision Deportes Radio 1140 AM is the Dolphins official Spanish radio broadcast partner for all preseason, regular season and playoff games, with Roly Martin handling the play-by-play and Eduardo Martell providing the game analysis. WQBA 1140 AM additionally airs a pregame show and postgame show.



From L-R: Joe Rose, Jimmy Cefalo, Jason Taylor and Kim Bokamper



Roly Martin (L) and Eduardo Martell (R)

### 2021 MIAMI DOLPHINS RADIO NETWORKS

LOCATION	NETWORK	LOCATION	NETWORK
Fort Lauderdale	AM 560 Sports WQAM	Miami	KISS 99.9 FM
Fort Lauderdale	KISS 99.9 FM	Miami	WQBA 1140 AM (Spanish)
Fort Myers	WRXK 96 FM	Port St. Lucie	WPSL 1590 AM
Key West	WAVK 97.7 FM	West Palm Beach	ESPN 106.3 FM
Miami	AM 560 Sports WQAM	West Palm Beach	Deportes Radio 760 AM (Spanish)



## MIAMI DOLPHINS GRANTED ACCESS TO INTERNATIONAL HOME MARKETING AREAS IN BRAZIL, UNITED KINGDOM AND SPAIN



Following ratification by the International Committee, the NFL announced that the Miami Dolphins have been granted access to three International Home Marketing Areas (IHMA) across Brazil, United Kingdom and Spain. This ground-breaking, new initiative grants clubs access to international territories for marketing, fan engagement and commercialization as part of an important, long-term, strategic effort to enable clubs to build their global brands while driving NFL fan growth internationally.

“We are excited that the NFL has created this global initiative to allow teams to connect with their worldwide fanbases,” said Tom Garfinkel, Vice Chairman, President and Chief Executive Officer of the Miami Dolphins and Hard Rock Stadium. “The Miami Dolphins have an international brand with passionate followings in Brazil, United Kingdom and Spain. While our priority remains to service our fans in South Florida, we are committed to investing in and growing our presence internationally in the coming years with our fan clubs and partners through innovation, technology and local community impact.”

As part of the International HMA program, clubs will have access to international markets for at least a five-year term, during which a club will have rights to pursue activities in that international market that are consistent with what they can do in their domestic HMA. This includes in-person and digital marketing, corporate sponsorship sales, fan events and activations, merchandise sales and co-marketing relationships with other sports and entertainment properties in the market.

“NFL fandom begins with our clubs,” said Christopher Halpin, NFL Executive Vice President, Chief Strategy & Growth Officer. “This initiative enables the NFL to more effectively pursue its long-term fan growth efforts by empowering our teams to develop meaningful relationships and touchpoints that not only grow the number of NFL fans abroad but also drive fan avidity. We were very pleased with the number of proposals and level of commitment we received in this initial application period and look forward to teams launching their efforts early next year.”





## MIAMI DOLPHINS UNVEIL STATE-OF-THE-ART BAPTIST HEALTH TRAINING COMPLEX



On July 22, 2021, the Miami Dolphins unveiled the team's state-of-the-art Baptist Health Training Complex in front of guests and media. Completed by Moss Construction with interior design by Rockwell Group and architecture by ROSSETTI, the best-in-class venue was meticulously planned to create a contemporary, welcoming training environment for coaches, players, and staff.

"We invested a great deal of time and research in working to create a world-class sports performance facility," said Stephen Ross, Miami Dolphins Chairman of the Board/Managing General Partner. "We are excited to partner with Baptist Health on this venue which will set a new standard for technology, innovation and training."

Located in Miami Gardens, the 217,200 square foot complex (125,000 sq. feet training facility and 92,200 sq. feet indoor field) features:

- Outdoor practice area with two full natural grass field and full indoor practice facility
- Two-story weight room with a cardio deck
- Locker Rooms and a Players Lounge with multiple lounge areas and a barber shop
- A state-of-the-art hydrotherapy area
- Dedicated recovery area including cryotherapy and isolation tanks
- Athletic training room with expansive rehabilitation space
- A dining hall and fuel bar
- Shaded spectator seating holding up to 2,200 people
- Lush landscaping, including close to 16,000 flowers and shrubs, 210 palms and 128 total trees

"Baptist Health and the Miami Dolphins have enjoyed a longtime partnership driven by dedication and teamwork," said Javier Hernandez-Lichtl, CEO of Baptist Health's Doctors Hospital and Miami Orthopedics & Sports Medicine Institute. "The state-of-the-art Baptist Health Training Complex further aligns our organizations and allows us to build upon that legacy by introducing a new era of world-class care for our great Dolphins athletes while also engaging the community in meaningful ways."

The Baptist Health Training Complex is equipped with state-of-the-art technology and football systems. The audio-visual systems in the Auditorium, position classrooms, conference rooms, weight room, Field House, and outdoor fields were designed and built by industry leading integrator Diversified. 8K Solutions designed and integrated a fully robotic camera system for acquiring practice video and two immersive walls for interactive team and individual training. The facility also features Verizon 5G Ultra Wideband and an Extreme Networks Wi-Fi 6 deployment throughout.

The partnership with Baptist Health was an extension of a decades-long relationship with the Miami Dolphins, with the entity serving as the Official Medical Team of the Miami Dolphins as well as the Official Wellness and Sports Medicine Provider of the Miami Dolphins and the Training Complex. Baptist Health also is a proud partner of the Miami Dolphins Foundation working together on a series of initiatives around the health and safety of South Florida students, coaches, and parents to grow youth football participation in South Florida.



# HARD ROCK STADIUM

*A Global Entertainment Destination*




## HISTORY & TRADITION

Hard Rock Stadium is a global entertainment destination that serves as home to the Miami Dolphins, the Formula 1 Miami Grand Prix, the Miami Open presented by Itaú, University of Miami college football, the Capital One Orange Bowl game, Rolling Loud, Jazz in the Gardens, major concerts, boxing, international soccer and is a host of world-class events. The multi-purpose, open-air complex completed a multi-year renovation fine-tuned to enhance the fan experience and transforming the venue to an epicenter of culture, innovation and spectacle. The stadium has hosted six Super Bowls (XXIII, XXIX, XXXIII, XLI, XLIV and LIV), the 2010 NFL Pro Bowl, four BCS National Championship Games (2001, 2005, 2009 and 2013) and one College Football Playoff National Championship game (2021). On April 4, 2021, Formula 1 and Hard Rock Stadium announced the addition of the Miami Grand Prix to the 2022 FIA Formula One World Championship under a ten-year deal at Hard Rock Stadium.

## DESIGN

Hard Rock Stadium is a global entertainment destination that recently completed a \$755 million, multi-year renovation privately funded by Managing General Partner & Chairman of the Board Stephen Ross to transform the iconic venue into the best Miami has to offer in world-class fare, art, culture and an elevated guest experience. Every aspect of the facility was touched during the renovation. New seating experiences were introduced within the bowl as well as five new premium clubs. The renovation brought four high-definition video boards and the installation of a state-of-the-art canopy that keeps as many as 91 percent of guests in the shade. Remodeled, modernized suites throughout the stadium offer a more intimate club space with improved amenities and food, as well as the addition of theatre boxes and four new corner clubs. The venue boasts remodeled suites with improved amenities and food as well as new landscaping bringing nearly 58,000 new trees and shrubs to the exterior of the stadium.





## ART

Hard Rock Stadium partnered with Goldman Global Arts (GGA) for one of the world's largest indoor street art galleries. Stephen Ross, inspired by the murals that adorn Wynwood Arts District, tapped GGA for the curation of 19 murals by 18 artists from 10 different countries to transform the facility into a vibrant, monumental public art experience. The landmark #ArtUnexpected project looks to create an artistic legacy and cement Hard Rock Stadium as an iconic, world-class venue that reflects Miami's cultural significance in music, sports, entertainment and the arts.

## SUSTAINABILITY

Hard Rock Stadium phased out 99.4% of single-use plastics, including for Super Bowl LIV. On December 22, 2019 the venue was the NFL's first to feature 20oz sustainable draft cups by Ball Corporation, eliminating more than 500,000 plastic cups annually. This will eliminate more than 2.8 million pieces of plastic annually including more than 600,000 plastic bottles. The effort is in collaboration with partners Centerplate and PepsiCo.

The venue sustains a high diverted waste percentage annually through innovative sustainability efforts. This includes bio digesters and composting through liquid food digesters. Furthermore, kitchen oil is recovered into bio fuel, creating renewable energy. The facility sources products from local farms and donates its excess food to local missions. Additionally, the stadium has a no plastic straw policy, waterless urinals and touchless sensor faucets, sorting and recycling as well as energy-efficient LED lighting, and a reduction on paper from mobile tickets and payments. Hard Rock Stadium is a proud member of the Green Sports Alliance.



## TECHNOLOGY

Hard Rock Stadium maintains a commitment to providing its guests with the most innovative technology. With the recent 5G Ultra Wideband installation in partnership with Verizon, Hard Rock Stadium sits at the forefront of technological advancements and strives to make each experience for its guests as seamless and user-friendly as possible.

## WORLD-CLASS FARE

Hard Rock Stadium embarked on a journey of listening to guests and asking what they prefer for their palate on game day. Years later, this commitment to bring fresh, diverse flavor to guests remains strong. An emphasis is placed on innovative, local cuisine, and together with hospitality provider Centerplate, the venue curates an unparalleled food and beverage experience throughout the facility to all guests.





## MIAMI DOLPHINS IN THE COMMUNITY

The Miami Dolphins are committed to leveraging the power of sports and entertainment to inspire a healthier, more educated and united South Florida community. Together our players, cheerleaders, alumni, staff and partners are dedicated to being difference-makers in our community.



### DOLPHINS CHALLENGE CANCER

Founded in 2010 as the signature initiative of the Miami Dolphins Foundation's health impact area, the Dolphins Challenge Cancer has contributed \$45.5 million for cancer research at Sylvester Comprehensive Cancer Center. In continuation of the \$75 million gift commitment made in 2020, the DCC XII is scheduled for spring of 2022 and will feature a cycling, run and walk event led by its iconic 100-mile ride. The DCC stands as the largest fundraising event in the NFL and represents the largest known philanthropic pledge in all of professional sports.



### FOOTBALL UNITES™ presented by Baptist Health

The Miami Dolphins Football UNITES™ presented by Baptist Health strives to connect the intersections of the community to create a more inclusive South Florida.

With a network of community partners and allies, Football UNITES™ presented by Baptist Health works as a collective to focus on improving relationships, fostering understanding and experiencing culture in ways that will ignite positive change. Partner organizations value inclusivity and believe in the power of diversity while representing the following categories:

- Education and Mentorship
- Health and Wellness
- Culture and Religion
- Human Services
- Law Enforcement and Public Safety
- Military and Veterans Services
- Social Justice and Empowerment





## MIAMI DOLPHINS IN THE COMMUNITY



### FOOD RELIEF PROGRAM

With South Florida facing record unemployment and food insecurity in the wake of COVID-19, Miami Dolphins Owner Stephen Ross and Vice Chairman and CEO Tom Garfinkel launched the Miami Dolphins Foundation Food Relief Program in June 2020. The long-term multimillion-dollar commitment has worked to sustain nutrition in the most food-insecure zip codes throughout South Florida by providing meals from local minority restaurants impacted by COVID-19 and Centerplate, the team's food, beverage, and retail partner. As part of this program, more than \$1 million has gone towards directly supporting minority-owned restaurants allowing them to generate revenue, jobs and maintain staff during the pandemic while simultaneously impacting the community in which they live. The Food Relief Program will continue to support the Miami Gardens community facing food insecurity through the 2021-22 season.



### JUNIOR DOLPHINS

The Junior Dolphins program encourages youth players and coaches to teach, learn and play football in a fun and safe environment. As stewards of the game, Junior Dolphins strives to grow participation in the game, impact the football community and build the next generation of Dolphins fans. Through strong community partnership and strategic resource distribution, all aspects of the Junior Dolphins program work to emphasize character building to increase the overall experience in youth football.



### SALUTE TO SERVICE

The Miami Dolphins are committed to better serving our nation's veterans, active duty service members and their families. Through year-round programming which is tied to the Dolphins' community mission and aligns with the NFL's Salute to Service platform and its partners, these efforts assist veterans transition to civilian life by facilitating events focused on uniting and appreciating.



### NAT MOORE SCHOLARSHIP & GRANT ENDOWMENT PROGRAM

The Nat Moore Scholarship & Grant Endowment Program's mission is to provide the youth of Miami-Dade, Broward, Palm Beach and Monroe counties with the financial resources needed to pursue avenues of education and training for employment readiness. Both the scholarship and the grant are expressly designed to bolster efforts to bridge a gap between receiving financial assistance and obtaining a degree or vocational diploma.





# ROSTERS & TRANSACTIONS



# 2021-22 MIAMI DOLPHINS TRANSACTIONS

\*as of Jan. 10, 2022

DATE	POS.	PLAYER/COACH	TRANSACTION	DATE	POS.	PLAYER/COACH	TRANSACTION
Jan. 5	DE	Nick Coe	Signed to futures contract	July 23	S	Jevon Holland	Signed (D2a, '21)
Jan. 5	QB	Reid Sinner	Signed to futures contract	July 26	TE	Hunter Long	Signed (D3, '21)
Jan. 5	CB	Javaris Davis	Signed to futures contract	July 26	TE	Jibri Blount	Waived/Injury Settlement
Jan. 5	CB	Chris Myrick	Signed to futures contract	July 26	WR	Carson Meier	Signed as FA
Jan. 5	C	Tyler Gauthier	Signed to futures contract	July 27	T	Liam Eichenberg	Signed (D2b, '21)
Jan. 5	T	Jonathan Hubbard	Signed to futures contract	July 28	OL	D.J. Fluker	Placed on Active/Physically Unable to Perform List
Jan. 5	LB	Kylan Johnson	Signed to futures contract	July 28	WR	DeVante Parker	Placed on Active/Physically Unable to Perform List
Jan. 5	TE	Chris Myrick	Signed to futures contract	July 28	WR	DeVante Parker	Placed on Active/Physically Unable to Perform List
Jan. 5	G	Durval Queiroz Neto	Signed to futures contract	July 28	LB	Elandon Roberts	Placed on Active/Physically Unable to Perform List
Jan. 5	DE	Tyshun Render	Signed to futures contract	July 28	WR	Preston Williams	Placed on Active/Physically Unable to Perform List
Jan. 5	QB	Reid Sinner	Signed to futures contract	July 28	WR	Preston Williams	Placed on Active/Physically Unable to Perform List
Jan. 5	LB	Re Sunahara	Signed to futures contract	July 28	T	Larnel Coleman	Placed on Reserve/COVID-19 List
Jan. 6		Chan Galey	Resigned as Offensive Coordinator	July 28	G	Tyler Marz	Signed as FA
Jan. 6	WR	Kirk Merritt	Signed to futures contract	July 29	OL	D.J. Fluker	Placed on Injured Reserve
Jan. 6		Marion Hobby	Mutually parted ways as Defensive Line Coach	July 29	OL	Ross Reynolds	Signed as FA
Jan. 11	QB	Ryan Fitzpatrick	Activated off Reserve/COVID-19 List	July 30	T	Larnel Coleman	Activated off Reserve/COVID-19 List
Jan. 12	RB	Jordan Scarlett	Signed to futures contract	July 30	G	Ross Reynolds	Waived
Jan. 19		Lemuel Scarpierre	Promoted to Offensive Line Coach	Aug. 1	TE	Cethan Carter	Placed on Reserve/COVID-19 List
Jan. 19		Steve Marshall	Parted ways as Offensive Line Coach	Aug. 1	TE	Cethan Carter	Placed on Reserve/COVID-19 List
Jan. 23		Charlie Frye	Named Quarterbacks Coach	Aug. 1	TE	Adam Shaheen	Placed on Reserve/COVID-19 List
Jan. 23		Robby Brown	Parted ways as Quarterbacks Coach	Aug. 2	OL	D.J. Fluker	Released/Injury Settlement
Jan. 25		Jordan Salkin	Named Quality Control Coach	Aug. 2	WR	DeVante Parker	Activated off Active/Physically Unable to Perform List
Jan. 26	CB	Terrell Boncs	Signed to futures contract	Aug. 2	WR	Preston Williams	Placed on Reserve/COVID-19 List
Feb. 3	C	Cameron Tom	Signed to futures contract	Aug. 2	TE	Sal Cannella	Signed as FA
Feb. 16	K	Jason Sanders	Signed Contract Extension	Aug. 2	TE	Kalif Jackson	Signed as FA
March 8	LB	Gavin Munson	Placed Exclusive Rights Tender	Aug. 3	TE	Gabe Holmes	Signed as FA
March 8	CB	Nik Needham	Placed Exclusive Rights Tender	Aug. 3	TE	Sal Cannella	Waived
March 8	CB	Jamal Perry	Placed Exclusive Rights Tender	Aug. 5	TE	Kalif Jackson	Waived
March 10	LB	Kyle Van Noy	Released	Aug. 5	TE	Gabe Holmes	Released
March 11		Danny Crossman	Promoted to Assistant Head Coach/Special Teams Coordinator	Aug. 5	TE	Cethan Carter	Activated off Reserve/COVID-19 List
March 11		George Godsey	Promoted to Co-Offensive Coordinator/Tight Ends Coordinator	Aug. 5	TE	Adam Shaheen	Activated off Reserve/COVID-19 List
March 11		Eric Studesville	Promoted to Co-Offensive Coordinator/Running Backs Coach	Aug. 5	WR	Preston Williams	Activated off Reserve/COVID-19 List
March 11		Charles Burks	Promoted to Cornerbacks Coach	Aug. 6	LS	Rex Sunahara	Signed as FA
March 11		Austin Clark	Promoted to Defensive Line Coach	Aug. 6	LS	Rex Sunahara	Signed as FA
March 11		Shawn Flaherty	Promoted to Assistant Offensive Line Coach	Aug. 10	TE	Mike Gesicki	Activated off Reserve/COVID-19 List
March 11		Mike Judge	Promoted to Assistant Tight Ends Coach	Aug. 16	WR	Khalil McClain	Signed as FA
March 11		Rob Leonard	Promoted to Outside Linebackers Coach	Aug. 17	WR	Greg Little	Acquired by Miami in Trade (Gar.)
March 15	P	Michael Palardy	Signed as FA	Aug. 17	WR	Allen Hurns	Placed on Injured Reserve
March 16	LB	Vince Biegel	Re-signed	Aug. 17	CB	Jaytin Askew	Waived/Injured
March 17	LB	Benardrick McKinney	Acquired by Miami in trade (Flou.)	Aug. 17	T	Jonathan Hubbard	Waived
March 17	DE	Shaq Lawson	Traded (Hou.)	Aug. 17	DT	Jerome Johnson	Waived
March 17	T	Isiah Ford	Acquired by Miami in trade (Flou.)	Aug. 17	G	Tyler Marz	Waived
March 17	T	Adam Pankey	Re-signed	Aug. 17	T	Timon Parris	Waived
March 18	CB	Justin Coleman	Signed as FA	Aug. 18	LB	Sam Eguavoen	Placed on Reserve/COVID-19 List
March 18	WR	Robert Foster	Signed as FA	Aug. 19	LB	Elandon Roberts	Activated off Active/Physically Unable to Perform List
March 18	OB	Jacoby Brissett	Signed as UFA (LAR)	Aug. 19	WR	Preston Williams	Activated off Active/Physically Unable to Perform List
March 18	RB	Malcolm Brown	Signed as UFA (LAR)	Aug. 19	LB	Josh Harvey	Signed as FA
March 18	DL	Adam Butler	Signed as UFA (NE)	Aug. 19	LB	Clemons	Signed as FA
March 18	TE	Cethan Carter	Signed as UFA (Cm.)	Aug. 20	LB	Sam Eguavoen	Activated off Reserve/COVID-19 List
March 19	C	Matt Skura	Signed as UFA (Bal.)	Aug. 20	CB	Terrell Bonds	Waived
March 20	WR	William Fuller V	Signed as UFA (Hou.)	Aug. 21	LB	Yan Johnson	Placed on Reserve/COVID-19 List
March 20	T	Isaiah Wilson	Waived	Aug. 24	WR	Jermaine Eluemunor	Released
March 22	LB	Brennan Scarlett	Signed as UFA (Hou.)	Aug. 24	WR	Robert Foster	Waived/Injured
March 22	LB	Duke Riley	Signed as UFA (Hou.)	Aug. 24	WR	Lynn Bowden Jr.	Placed on Injured Reserve
March 23	WR	Mack Hollins	Re-signed	Aug. 28	OL	Vince Biegel	Placed on Injured Reserve
March 23	WR	Kai Locksley	Signed as FA	Aug. 28	OL	Yan Johnson	Acquired by Miami in trade (Bal.)
March 24	LB	Elandon Roberts	Re-signed	Aug. 30	WR	Robert Foster	Waived/Injury Settlement
April 2	DT	John Jenkins	Signed as UFA (Chi.)	Aug. 31	LB	Kylan Johnson	Activated off Reserve/COVID-19 List
April 14	LB	Calvin Munson	Signed Exclusive Rights Free Agent Tender	Aug. 31	LB	Josh Harvey	Released
April 14	CB	Jamal Perry	Signed Exclusive Rights Free Agent Tender	Aug. 31	CB	Cre'Von LeBlanc	Released
April 19	CB	Nik Needham	Signed Exclusive Rights Free Agent Tender	Aug. 31	T	Benardrick McKinney	Released
April 20	OL	D.J. Fluker	Signed as UFA (Bal.)	Aug. 31	LB	Adam Pankey	Released
April 28	G	Ereck Flowers	Selected in NFL Draft - D1a, '21	Aug. 31	C	Camaron Tom	Released
April 29	WR	Jaylen Williams	Selected in NFL Draft - D1a, '21	Aug. 31	CB	Javaris Davis	Waived
April 29	LB	Jaelan Phillips	Selected in NFL Draft - D1b, '21	Aug. 31	RB	Gerrid Doaks	Waived
April 30	S	Jevon Holland	Selected in NFL Draft - D2a, '21	Aug. 31	TE	Tino Ellis	Waived
April 30	S	Liam Eichenberg	Selected in NFL Draft - D2b, '21	Aug. 31	LB	Shaquem Griffin	Waived
April 30	TE	Hunter Long	Selected in NFL Draft - D2b, '21	Aug. 31	S	Nate Holley	Waived
May 1	T	Larnel Coleman	Selected in NFL Draft - D7a, '21	Aug. 31	LB	Kylan Johnson	Waived
May 1	RB	Gerrid Doaks	Selected in NFL Draft - D7b, '21	Aug. 31	DE	Dario Jones	Waived
May 6	S	Bobby McCain	Released	Aug. 31	WR	Patrick Laird	Waived
May 6	TE	Jibri Blount	Released	Aug. 31	WR	Jonathan Ledbetter	Waived
May 7	DB	Jason McCourty	Signed as FA	Aug. 31	WR	Kai Locksley	Waived
May 13	CB	Jaytin Askew	Signed as undrafted college FA	Aug. 31	WR	Khalil McClain	Waived
May 13	DT	Jerome Johnson	Signed as undrafted college FA	Aug. 31	WR	Kirk Merritt	Waived
May 13	G	Robert Jones	Signed as undrafted college FA	Aug. 31	LB	Calvin Munson	Waived
May 13	FB	Carl Tucker	Signed as undrafted college FA	Aug. 31	TE	Chris Myrick	Waived
May 13	T	Larnel Coleman	Signed (D7a, '21)	Aug. 31	WR	Malcolm Perry	Waived
May 13	RB	Gerrid Doaks	Signed (D7b, '21)	Aug. 31	G	Durval Queiroz Neto	Waived
May 14	WR	Jaylen Williams	Signed (D7a, '21)	Aug. 31	RE	Tyshun Render	Waived
May 18	CB	Tyler Williams	Acquired off waivers (NO)	Aug. 31	RE	Jordan Scarlett	Waived
May 20	T	Timon Parris	Signed as FA	Aug. 31	QB	Reid Sinner	Waived
June 9	LB	Jaelan Phillips	Signed (D1b, '21)	Aug. 31	DE	Jason Strowbridge	Waived
June 13	LB	Jerome Baker	Signed Contract Extension	Aug. 31	FB	Carl Tucker	Waived
June 14	T	Timon Parris	Waived	Sept. 1	DE	Elijah Campbell	Acquired off waivers (NYJ)
June 14	OL	Jermaine Eluemunor	Signed as FA	Sept. 1	CB	Jamal Perry	Signed to practice squad
July 6	WR	Isaiah Ford	Signed as FA	Sept. 1	CB	Javaris Davis	Signed to practice squad
July 16	S	Brian Cole	Signed as FA	Sept. 1	RB	Gerrid Doaks	Signed to practice squad
July 16	C	Tyler Gauthier	Waived	Sept. 1	RB	Patrick Laird	Signed to practice squad
July 19	T	Timon Parris	Signed as FA	Sept. 1	WR	Kirk Merritt	Signed to practice squad
July 23	DE	Nick Coe	Waived	Sept. 1	LB	Calvin Munson	Signed to practice squad
July 23	LS	Rex Sunahara	Waived	Sept. 1	TE	Adam Pankey	Signed to practice squad
July 23	LB	Shaquem Griffin	Signed as FA	Sept. 1	DE	Jabaal Sheard	Signed to practice squad
July 23	CB	Cre'Von LeBlanc	Signed as FA	Sept. 1	QB	Reid Sinner	Waived
July 23	CB	Cre'Von LeBlanc	Signed as FA	Sept. 1	C	Camaron Tom	Signed to practice squad
July 23	CB	Cre'Von LeBlanc	Signed as FA	Sept. 1	G	Durval Queiroz Neto	Signed to practice squad as international practice player



## 2021-22 MIAMI DOLPHINS TRANSACTIONS

\*as of Jan. 10, 2022

DATE	POS.	PLAYER/COACH	TRANSACTION	DATE	POS.	PLAYER/COACH	TRANSACTION
Sept. 2	CB	Tino Ellis	Signed to practice squad	Dec. 4	WR	DeVante Parker	Activated off Injured Reserve
Sept. 2	LB	Shaquem Griffin	Signed to practice squad	Dec. 4	S	Sheldrick Redwine	Elevated to the active roster
Sept. 2	RB	Jordan Scarlett	Signed to practice squad	Dec. 7	C	Cameron Tom	Signed to practice squad
Sept. 2	DE	Jason Strowbridge	Signed to practice squad	Dec. 8	RB	Patrick Laird	Placed on Injured Reserve
Sept. 2	T	Kion Smith	Signed to practice squad	Dec. 10	RB	Myles Gaskin	Placed on Reserve/COVID-19 List
Sept. 2	WR	Brandon Powell	Signed to practice squad	Dec. 11	RB	Salvon Ahmed	Placed on Reserve/COVID-19 List
Sept. 3	LB	Milo Eifler	Signed to practice squad	Dec. 13	RB	Phillip Lindsay	Placed on Reserve/COVID-19 List
Sept. 3	CB	Jamal Perry	Signed to practice squad	Dec. 13	S	Sevon Holland	Placed on Reserve/COVID-19 List
Sept. 3	RB	Jordan Scarlett	Released from practice squad	Dec. 13	RB	Duke Johnson	Elevated to the active roster
Sept. 6	G/T	Austin Jackson	Placed on Reserve/COVID-19 List	Dec. 13	WR	Travis Fulgham	Released from practice squad
Sept. 6	TE	Adam Shaheen	Placed on Reserve/COVID-19 List	Dec. 13	WR	Tommy Lee Lewis	Signed to practice squad
Sept. 6	CB	Jamal Perry	Waived/Injury Settlement	Dec. 13	RB	Dexter Williams	Signed to practice squad
Sept. 6	CB	Tino Ellis	Released from practice squad	Dec. 14	C	Austin Reiter	Waived
Sept. 6	DE	Jason Strowbridge	Released from practice squad	Dec. 15	S	Sheldrick Redwine	Elevated to the active roster
Sept. 6	DT	Benito Jones	Signed to practice squad	Dec. 15	CB	Damon Arnette	Signed to practice squad
Sept. 6	FB	Carl Tucker	Signed to practice squad	Dec. 15	LB	Calvin Munson	Acquired off waivers (NE)
Sept. 7	LB	Vince Biegel	Released/Injury Settlement	Dec. 15	RB	Malcolm Brown	Designated to return from Injured Reserve
Sept. 7	CB	Jaytin Askew	Placed on Practice Squad/Injured List	Dec. 16	WR	Jaylen Waddle	Placed on Reserve/COVID-19 List
Sept. 8	T	Adam Pankey	Injured List	Dec. 16	RB	Gerrid Doaks	Placed on Practice Squad/COVID-19 List
Sept. 8	T	Bobby Hart	Signed to practice squad	Dec. 16	RB	Jordan Scarlett	Signed to practice squad
Sept. 11	G/T	Austin Jackson	Activated off Reserve/COVID-19 List	Dec. 17	WR	Sheldrick Redwine	Activated off Reserve/COVID-19 List
Sept. 13	FB	Carl Tucker	Released from practice squad	Dec. 17	RB	Myles Gaskin	Activated off Reserve/COVID-19 List
Sept. 14	DT	Raekwon Davis	Placed on Injured Reserve	Dec. 18	S	Sevon Holland	Activated off Reserve/COVID-19 List
Sept. 15	TE	Adam Shaheen	Activated off Reserve/COVID-19 List	Dec. 18	OL	Greg Mancz	Activated off Injured Reserve
Sept. 18	CB	Jamal Perry	Elevated to the active roster	Dec. 18	WR	Tommy Lee Lewis	Elevated to the active roster
Sept. 20	T	Roderick Johnson	Signed to practice squad	Dec. 18	WR	Tommy Lee Lewis	Placed on the Reserve/Suspended List
Sept. 25	QB	Tua Tagovailoa	Placed on Injured Reserve	Dec. 18	LB	Dariusz Hodge	Signed to active roster
Sept. 25	QB	Reid Sinnett	Signed to active roster	Dec. 20	RB	Duke Johnson	Signed to active roster
Sept. 29	T	Adam Pankey	Activated off Practice Squad/Injured List	Dec. 20	S	Sheldrick Redwine	Signed to active roster
Oct. 2	C/G	Michael Deiter	Placed on Injured Reserve	Dec. 20	RB	Phillip Lindsay	Activated off Reserve/COVID-19 List
Oct. 2	C	Cameron Tom	Elevated to the active roster	Dec. 20	WR	Jaylen Waddle	Activated off Reserve/COVID-19 List
Oct. 5	WR	Jaquiem Grant	Traded (Chi)	Dec. 20	CB	Justin Coleman	Placed on Reserve/COVID-19 List
Oct. 5	C	Austin Reiter	Signed off New Orleans' practice squad	Dec. 20	S	Will Parks	Placed on Practice Squad/COVID-19 List
Oct. 6	WR	William Fuller V	Placed on Injured Reserve	Dec. 22	G	Robert Jones	Placed on Reserve/COVID-19 List
Oct. 6	DT	Raekwon Davis	Designated to return from Injured Reserve	Dec. 22	WR	Lynn Bowden Jr.	Placed on Reserve/COVID-19 List
Oct. 9	DT	Raekwon Davis	Activated off Injured Reserve	Dec. 23	TE	Cethan Carter	Placed on Reserve/COVID-19 List
Oct. 9	WR	Isiah Ford	Elevated to the active roster	Dec. 23	DT	Oleg Mancz	Placed on Reserve/COVID-19 List
Oct. 9	DE	Jabaal Sheard	Elevated to the active roster	Dec. 23	LB	Duke Riley	Placed on Reserve/COVID-19 List
Oct. 12	QB	Tua Tagovailoa	Designated to return from Injured Reserve	Dec. 24	RB	Gerrid Doaks	Activated off Practice Squad/COVID-19 List
Oct. 12	WR	Brandon Powell	Released from practice squad	Dec. 24	C	Spencer Pulley	Signed to practice squad
Oct. 12	WR	Travis Fulgham	Signed to practice squad	Dec. 24	WR	Tommy Lee Lewis	Elevated to the active roster
Oct. 16	QB	Tua Tagovailoa	Activated off Injured Reserve	Dec. 24	C	Cameron Tom	Elevated to the active roster
Oct. 16	WR	Isiah Ford	Elevated to the active roster	Dec. 26	WR	Allen Hums	Placed on Reserve/COVID-19 List
Oct. 16	WR	Kirk Merritt	Elevated to the active roster	Dec. 26	G	Solomon Kindley	Placed on Reserve/COVID-19 List
Oct. 19	LB	Vince Biegel	Signed to practice squad	Dec. 26	WR	Albert Wilson	Placed on Reserve/COVID-19 List
Oct. 19	LB	Shaquem Griffin	Released from practice squad	Dec. 27	T	Roderick Johnson	Elevated to the active roster
Oct. 23	WR	Isiah Ford	Signed to active roster	Dec. 27	T	Adam Pankey	Elevated to the active roster
Oct. 23	QB	Reid Sinnett	Waived	Dec. 27	RB	Jordan Scarlett	Elevated to the active roster
Oct. 23	C	Cameron Tom	Elevated to the active roster	Dec. 27	RB	Jordan Scarlett	Placed on Practice Squad/COVID-19 List
Oct. 26	S	Sheldrick Redwine	Signed off Carolina's practice squad	Dec. 28	DL	Adam Butler	Placed on Reserve/COVID-19 List
Oct. 26	RB	Malcolm Brown	Placed on Injured Reserve	Dec. 28	DT	John Jenkins	Placed on Reserve/COVID-19 List
Oct. 26	RB	Jason McCourty	Placed on Injured Reserve	Dec. 28	S	Brandon Jones	Placed on Reserve/COVID-19 List
Oct. 27	QB	Jake Dolegala	Signed to practice squad	Dec. 28	WR	Preston Williams	Placed on Reserve/COVID-19 List
Oct. 30	RB	Patrick Laird	Signed to active roster	Dec. 28	G	Duval Quoirez Neto	Placed on Practice Squad/COVID-19 List
Oct. 30	LB	Vince Biegel	Elevated to the active roster	Dec. 28	WR	Tommy Lee Lewis	Placed on Practice Squad/Injured List
Oct. 30	CB	Jamal Perry	Elevated to the active roster	Dec. 28	RB	Jordan Scarlett	Placed on Practice Squad/Injured List
Nov. 5	WR	DeVante Parker	Placed on Injured Reserve	Dec. 29	TE	Cethan Carter	Activated off Reserve/COVID-19 List
Nov. 6	LB	Vince Biegel	Elevated to the active roster	Dec. 29	CB	Justin Coleman	Activated off Reserve/COVID-19 List
Nov. 6	WR	Kirk Merritt	Elevated to the active roster	Dec. 29	G	Robert Jones	Activated off Reserve/COVID-19 List
Nov. 9	C	Evan Boehm	Signed to practice squad	Dec. 29	OL	Oleg Mancz	Activated off Reserve/COVID-19 List
Nov. 10	OL	Greg Mancz	Placed on Injured Reserve	Dec. 29	LB	Duke Riley	Activated off Reserve/COVID-19 List
Nov. 10	C	Cameron Tom	Signed to active roster	Dec. 29	WR	Lynn Bowden Jr.	Activated off Reserve/COVID-19 List
Nov. 16	T	Greg Little	Placed on Injured Reserve	Dec. 29	WR	Lynn Bowden Jr.	List (Restored to Injured Reserve)
Nov. 16	S	Sheldrick Redwine	Waived	Dec. 30	T	Greg Little	Designated to return from Injured Reserve
Nov. 16	DE	Jabaal Sheard	Released from practice squad	Dec. 30	LB	Brennan Scarlett	Designated to return from Injured Reserve
Nov. 16	DT	Andrew Billings	Signed to practice squad	Dec. 30	LB	Brennan Scarlett	Placed on Reserve/COVID-19 List
Nov. 17	CB	Jamal Perry	Signed to active roster	Dec. 31	G	Solomon Kindley	Activated off Reserve/COVID-19 List
Nov. 17	LB	Kobe Jones	Signed to practice squad	Dec. 31	WR	Albert Wilson	Activated off Reserve/COVID-19 List
Nov. 17	QB	Jake Lutton	Signed to practice squad	Dec. 31	WR	Allen Hums	Activated off Reserve/COVID-19 List
Nov. 18	QB	Jake Dolegala	Released from practice squad	Jan. 1	DL	Adam Butler	Activated off Reserve/COVID-19 List
Nov. 18	S	Sheldrick Redwine	Signed to practice squad	Jan. 1	RB	Brandon Jones	Activated off Reserve/COVID-19 List
Nov. 20	RB	Duke Johnson	Elevated to the active roster	Jan. 1	LB	Brennan Scarlett	Activated off Injured Reserve
Nov. 23	S	Will Parks	Signed off San Francisco's practice squad	Jan. 1	CB	Noah Ibinoghene	Placed on Reserve/COVID-19 List
Nov. 23	CB	Jamal Perry	Placed on Injured Reserve	Jan. 1	S	Sheldrick Redwine	Placed on Reserve/COVID-19 List
Nov. 23	LB	Brennan Scarlett	Placed on Injured Reserve	Jan. 1	WR	Kirk Merritt	Elevated to the active roster
Nov. 24	C/G	Michael Deiter	Designated to return from Injured Reserve	Jan. 1	C	Cameron Tom	Elevated to the active roster
Nov. 24	LB	Vince Biegel	Signed to active roster	Jan. 1	DB	Chris Milton	Elevated to the active roster
Nov. 24	LB	Wynton McManis	Acquired off practice squad	Jan. 3	DT	John Jenkins	Activated off Reserve/COVID-19 List
Nov. 27	DB	Elijah Campbell	Placed on Injured Reserve	Jan. 3	WR	Preston Williams	Activated off Reserve/COVID-19 List
Nov. 27	CB	Javaris Davis	Elevated to the active roster	Jan. 3	C	Spencer Pulley	Activated off Practice Squad/COVID-19 List
Nov. 27	S	Sheldrick Redwine	Elevated to the active roster	Jan. 3	G	Duval Quoirez Neto	Activated off Practice Squad/COVID-19 List
Nov. 29	C	Evan Boehm	Released from practice squad	Jan. 3	RB	Patrick Laird	Designated to return from Injured Reserve
Nov. 29	LB	Kobe Jones	Released from practice squad	Jan. 10	CB	Noah Ibinoghene	Activated off Reserve/COVID-19 List
Nov. 29	WR	Cody Core	Signed to practice squad	Jan. 10	S	Sheldrick Redwine	Activated off Reserve/COVID-19 List
Nov. 29	DB	Chris Milton	Signed to practice squad				
Dec. 1	WR	DeVante Parker	Designated to return from Injured Reserve				
Dec. 1	OL	Greg Mancz	Designated to return from Injured Reserve				
Dec. 4	C	Cameron Tom	Waived				
Dec. 4	C/G	Michael Deiter	Activated off Injured Reserve				



# 2021 MIAMI DOLPHINS NUMERICAL ROSTER

\*as of Jan. 10, 2022

NO.	NAME	POS.	HT.	WT.	BIRTHDATE	EXP.	COLLEGE	HOMETOWN	HOW ACQ.
1	Tua Tagovailoa	QB	6-1	217	3/2/98	2	Alabama '20	Ewa Beach, Hawaii	D1a, '20
2	Albert Wilson	WR	5-9	195	7/12/92	7	Georgia State '14	Fort Pierce, Fla.	UFA, '18 (KC)
5	Michael Paldary	P	5-11	200	7/6/92	5	Tennessee '14	Yorland Springs, Fla.	FA, '21
6	Trill Williams	CB	6-1	205	12/29/99	R	Syracuse '21	Yonkers, N.Y.	Wai., '21 (NO)
7	Jason Sanders	K	5-11	197	1/16/95	4	New Mexico '18	Orange, Calif.	D7b, '18
8	Jevon Holland	S	6-1	207	3/3/00	R	Oregon '21	Coquitlam, Canada	D2a, '21
9	Noah Ibbingohene	CB	5-11	197	11/27/99	2	Auburn '20	Trussville, Ala.	D1c, '20
11	DeVante Parker	WR	6-3	219	1/20/93	7	Louisville '15	Louisville, Ky.	D1, '15
14	Jacoby Brissett	QB	6-4	235	12/11/92	6	North Carolina State '16	West Palm Beach, Fla.	UFA, '21 (Ind.)
15	Jaelan Phillips	LB	6-5	266	3/28/99	R	Miami (FL) '15	Redlands, Calif.	D1a, '21 (Dal.)
17	Jaylen Waddle	WR	5-10	182	11/25/98	R	Alabama '21	Houston, Texas	D1a, '21
18	Preston Williams	WR	6-5	220	3/27/97	3	Colorado State '19	Lovejoy, Ga.	FA, '19
20	Sheldrick Redwine	S	6-0	195	11/6/96	3	Miami (FL) '19	Miami, Fla.	FA, '21
21	Eric Rowe	S	6-1	205	10/3/98	5	Utah '18	Spring, Texas	UFA, '19 (NE)
24	Byron Jones	CB	6-1	194	9/26/92	7	Connecticut '15	New Britain, Conn.	UFA, '20 (Dal.)
25	Xavier Howard	CB	6-1	203	7/4/93	6	Baylor '16	Houston, Texas	D2, '16
26	Salvon Ahmed	RB	5-11	197	12/30/98	2	Washington '20	Kirkland, Wash.	Wai., '20 (SF)
27	Justin Goleman	CB	5-11	190	3/27/93	7	Tennessee '15	Brunswick, Ga.	FA, '21
28	Duke Johnson	RB	5-9	210	9/23/93	7	Miami (FL) '15	Miami, Fla.	FA, '21
29	Brandon Jones	S	6-1	191	4/2/98	2	Texas '20	Nacogdoches, Texas	D3, '20
31	Phillip Lindsay	RB	5-8	190	7/24/94	4	Colorado '18	Aurora, Colo.	Wai., '21 (Hou.)
37	Myles Gaskin	RB	5-10	194	2/15/97	3	Washington '19	Lyndonwood, Wash.	D7b, '19
40	Nik Needham	CB	6-1	196	11/4/96	3	UTEP '19	Buena Park, Calif.	FA, '19
41	Marius Hodge	CB	6-4	245	7/2/93	5	Marshall '21	Wake Forest, N.C.	UFA, '21 (Cin.)
42	Clayton Fejedelem	S	6-1	205	6/2/93	6	Illinois '17	Lemont, Ill.	UFA, '20 (Cin.)
43	Andrew Van Ginkel	LB	6-4	242	7/1/95	3	Wisconsin '19	Rock Valley, Iowa	D5, '19
44	Blake Ferguson	LS	6-3	237	4/21/97	2	LSU '20	Smyrna, Ga.	D6, '20
45	Duke Riley	LB	6-1	230	8/9/94	5	LSU '17	Buras, La.	UFA, '21 (Phi.)
47	Vince Biegel	LB	6-3	246	7/2/93	5	Wisconsin '17	Wisconsin Rapids, Wis.	T, '19 (NO)
49	Sam Eguavoen	LB	6-1	236	2/22/93	3	Texas Tech '15	Garland, Texas	FA, '19
50	Calvin Munson	LB	6-1	235	12/27/94	3	San Diego State '17	St. Charles, Mo.	Wai., '21 (NE)
52	Elandon Roberts	LB	6-1	238	4/22/94	6	Houston '16	Port Arthur, Texas	UFA, '20 (NE)
55	Jerome Baker	LB	6-2	225	12/25/96	4	Ohio State '18	Cleveland, Ohio	D3, '18
57	Brennan Scarlett	TE	6-4	263	7/23/93	3	Stanford '16	Portland, Ore.	UFA, '21 (Hou.)
62	Greg Mancz	OL	6-4	302	4/23/92	7	Toledo '15	Cincinnati, Ohio	T, '21 (Bal.)
63	Michael Deiter	C/G	6-6	315	9/3/96	3	Wisconsin '19	Curcio, Ohio	D3, '19
65	Robert Jones	G	6-4	322	1/28/99	R	Middle Tennessee St. '21	Chicago, Ill.	FA, '21
66	Solomon Kindley	G	6-4	335	7/3/97	2	Georgia '20	Jacksonville, Fla.	D4, '20
68	Robert Hunt	G/T	6-6	327	8/25/96	8	Louisiana-Lafayette '20	Burkeville, Texas	UFA, '20
70	Adam Butler	DL	6-5	295	4/12/94	5	Vanderbilt '17	Duncanville, Texas	UFA, '21 (NE)
73	Austin Jackson	G/T	6-5	325	8/11/99	2	USC '20	Phoenix, Ariz.	D1b, '20
74	Liam Eichenberg	T	6-6	310	1/19/98	R	Notre Dame '21	Cleveland, Ohio	D2b, '21
77	Jesse Davis	G/T	6-6	318	9/15/91	5	Idaho '15	Asotin, Wash.	FA, '17
80	Adam Sheehan	TE	6-6	246	10/24/94	5	Ashland '17	Sansbury, Ohio	F20 (Chi.)
81	Durham Smythe	TE	6-6	246	8/9/95	4	Notre Dame '18	Belton, Texas	D4a, '18
82	Cethan Carter	TE	6-3	248	9/5/95	5	Nebraska '17	New Orleans, La.	UFA, '21 (Cin.)
84	Hunter Long	TE	6-5	254	8/19/98	R	Boston College '21	Exeter, N.H.	D3, '21
86	Mack Hollins	WR	6-4	221	9/16/93	5	North Carolina '17	Rockville, Md.	F19 (Phi.)
87	Isaiah Ford	WR	6-2	201	2/9/96	4	Virginia Tech '17	Jacksonville, Fla.	D7, '17
88	Mike Gesicki	TE	6-6	247	10/3/95	4	Penn State '18	Manahawkin, N.J.	D2, '18
90	John Jenkins	DE	6-3	335	7/11/89	9	Georgia '13	Meriden, Conn.	UFA, '21 (Chi.)
91	Emmanuel Ogbah	DT	6-4	275	11/6/93	6	Oklahoma State '16	Houston, Texas	UFA, '20 (KC)
92	Zack Sieler	DT	6-6	297	9/7/95	4	Ferris State '18	Princeton, Mich.	Wai., '19 (Bal.)
94	Christian Wilkins	DT	6-4	310	12/20/95	3	Clemson '19	Springfield, Mass.	D1, '19
98	Raekwon Davis	DT	6-7	330	6/10/97	2	Alabama '20	Meridian, Miss.	D2b, '20
<b>RESERVE/INJURED</b>									
3	William Fuller V	WR	6-1	184	4/16/94	6	Notre Dame '16	Philadelphia, Pa.	UFA, '21 (Hou.)
22	Elijah Campbell	DB	5-11	190	8/24/95	2	Northern Iowa '18	St. Paul, Minn.	Wai., '21 (NYJ)
30	Jason McCourty	DB	5-11	195	8/13/87	13	Rutgers '09	Nanuet, N.Y.	FA, '21
32	Patrick Laird	RB	6-1	197	8/17/95	3	California '19	Arroyo Grande, Calif.	FA, '19
33	Jamal Perry	CB	5-10	182	10/23/94	3	Iowa State '17	Houston, Texas	FA, '19
34	Malcolm Brown	RB	5-11	225	5/15/93	7	Texas '15	Cibola, Texas	UFA, '21 (LAR)
75	Greg Little	T	6-5	310	11/4/97	3	Mississippi '19	Allen, Texas	F, '21 (Car.)
79	Jarnel Coleman	T	6-6	313	6/22/98	R	Massachusetts '21	Malden, Mass.	D7a, '21
Lynn Bowden Jr.	WR	5-11	197	10/14/97	2	Kentucky '20	Youngstown, Ohio	T, '20 (LV)	
Allen Hurns	WR	6-3	195	11/12/91	7	Miami (FL) '14	Miami, Fla.	FA, '19	
<b>PRACTICE SQUAD</b>									
10	Damon Arnette	CB	6-0	195	9/2/96	2	Ohio State '20	Fort Lauderdale, Fla.	FA, '21
16	Jake Luton	QB	6-6	224	4/11/96	2	Oregon State '20	Marysville, Wash.	FA, '21
19	Cody Core	WR	6-3	205	4/17/94	5	Mississippi '16	Auburn, Ala.	FA, '21
23	Gerrid Doaks	RB	5-11	228	6/9/98	R	Cincinnati '21	Indianapolis, Ind.	D7b, '21
35	Chris Milton	DB	5-11	190	9/15/92	6	Georgia Tech '16	Georgetown, Ga.	FA, '21
38	Javaris Davis	CB	5-8	183	12/28/96	1	Auburn '20	Jacksonville, Fla.	Wai., '20 (KC)
46	Nexter Williams	WR	5-11	210	1/6/97	3	Notre Dame '19	Orlando, Fla.	F, '21
48	Wynton McManis	LB	6-1	225	9/20/94	1	Memphis '16	Olive Branch, Miss.	FA, '21
64	Cameron Tom	C	6-4	300	6/21/95	5	Southern Mississippi '17	Baton Rouge, La.	FA, '21
69	Duval Queiroz Neto	G	6-4	330	8/27/92	1	None	Diamantino, Brazil	FA, '19 (IPP)A
71	Spencer Pulley	C	6-4	311	4/3/93	6	Vanderbilt '17	Germantown, Tenn.	FA, '21
72	Roderick Johnson	T	6-6	306	11/28/95	5	Florida State '17	Florissant, Mo.	FA, '21
76	Kion Smith	T	6-5	295	10/7/98	R	Fayetteville State '21	Lumberton, NC	FA, '21
78	Adam Pankey	T	6-5	313	2/2/94	4	West Virginia '17	Hamilton, Ohio	Wai., '19 (GB)
83	Kirk Merritt	WR	6-1	214	1/5/97	2	Arkansas State '20	Destrehan, La.	FA, '20
93	Andrew Billings	DT	6-1	328	3/6/95	5	Baylor '16	Waco, Texas	FA, '21
95	Benito Jones	DT	6-1	318	11/27/97	2	Mississippi '20	Waynesboro, Miss.	FA, '20
<b>PRACTICE SQUAD/INJURED</b>									
22	Jordan Scarlett	RB	5-11	200	2/9/96	2	Florida '19	Fort Lauderdale, Fla.	FA, '21
85	Tommylee Lewis	WR	5-7	168	10/24/92	5	Northern Illinois '16	Rivera Beach, Fla.	FA, '21

^ international player exemption





# 2021 MIAMI DOLPHINS ALPHABETICAL ROSTER

\*as of Jan. 10, 2022

NO.	NAME	POS.	HT.	WT.	BIRTHDATE	EXP.	COLLEGE	HOMETOWN	HOW ACQ.
26	Ahmed, Salvon	RB	5-11	197	12/30/98	2	Washington '20	Kirkland, Wash.	Wai., '20 (SF)
55	Baker, Jerome	LB	6-2	225	12/25/96	4	Ohio State '18	Cleveland, Ohio	D3, '18
47	Biegel, Vince	LB	6-3	246	7/2/93	5	Wisconsin '17	Wisconsin Rapids, Wis.	T, '19 (NO)
14	Brissett, Jacoby	QB	6-4	235	12/11/92	6	North Carolina State '16	West Palm Beach, Fla.	UFA, '21 (Ind.)
70	Butler, Adam	DL	6-5	295	4/12/92	5	Vanderbilt '17	Duncanville, Texas	UFA, '21 (NE)
82	Carter, Cethan	TE	6-3	248	9/5/95	5	Nebraska '17	New Orleans, La.	UFA, '21 (Cin.)
27	Coleman, Justin	CB	5-11	190	3/27/93	7	Tennessee '15	Brunswick, Ga.	FA, '21
77	Davis, Jesse	G/T	6-6	318	9/15/91	5	Idaho '15	Asotin, Wash.	FA, '17
93	Davis, Reekwon	DT	6-7	350	8/10/97	2	Alabama '20	Meridian, Miss.	D2b, '20
63	Deater, Michael	C/G	6-6	315	9/3/96	3	Wisconsin '19	Curtice, Ohio	D3, '19
49	Eguavoen, Sam	LB	6-1	236	2/22/93	3	Texas Tech '15	Garland, Texas	FA, '19
74	Eichenberg, Liam	T	6-6	310	1/19/98	R	Notre Dame '21	Cleveland, Ohio	D2b, '21
42	Fejedelem, Clayton	S	6-1	205	6/2/93	6	Illinois '16	Lemont, Ill.	UFA, '20 (Cin.)
44	Ferguson, Blake	LS	6-3	227	4/21/97	2	LSU '20	Smyrna, Ga.	FA, '20
87	Ford, Isaiah	WR	6-2	201	2/9/96	4	Virginia Tech '17	Jacksonville, Fla.	D7, '17
37	Gaskin, Myles	RB	5-10	194	2/15/97	3	Washington '19	Lynnwood, Wash.	D7b, '19
88	Gesicki, Mike	TE	6-6	247	10/3/95	4	Penn State '18	Manahawkin, N.J.	D2, '18
41	Hodge, Darius	LB	6-1	245	7/3/98	R	Marshall '21	Wake Forest, N.C.	Wai., '21 (Cin.)
8	Holland, Jevon	S	6-1	207	3/3/00	R	Oregon '21	Cocuitlam, Canada	D2a, '21
86	Hollins, Mack	WR	6-4	221	9/16/93	5	North Carolina '17	Rockville, Md.	Wai., '19 (Phi.)
25	Howard, Xavien	CB	6-1	203	7/4/93	6	Baylor '16	Houston, Texas	D2, '16
68	Hunt, Robert	G/T	6-6	327	8/25/96	2	Louisiana-Lafayette '20	Burkeville, Texas	D2a, '20
9	Igbonoghene, Noah	CB	5-11	197	1/12/1999	2	Auburn '20	Trussville, Ala.	D1c, '20
24	Jackson, Justin	DT	6-3	329	8/10/99	2	LSU '21	Phoenix, Ariz.	D3, '21
90	Jenkins, John	DT	6-3	335	7/11/89	9	Georgia '13	Meriden, Conn.	UFA, '21 (Chi.)
28	Johnson, Duke	RB	5-9	210	9/23/93	7	Miami (FL) '15	Miami, Fla.	FA, '21
29	Jones, Brandon	S	6-1	191	4/2/98	2	Texas '20	Nacogdoches, Texas	D3, '20
24	Jones, Byron	CB	6-1	194	9/26/92	7	Connecticut '15	New Britain, Conn.	UFA, '20 (Dal.)
65	Jones, Robert	G	6-4	322	1/28/99	R	Michigan Tennessee St. '21	Chicago, Ill.	FA, '21
66	Kindley, Solomon	G	6-4	335	7/3/97	2	Georgia '20	Jacksonville, Fla.	D4, '20
31	Lindsay, Phillip	RB	5-8	190	7/24/94	4	Colorado '18	Aurora, Colo.	Wai., '21 (Hou.)
84	Long, Hunter	TE	6-5	254	8/19/98	R	Boston College '21	Exeter, N.H.	D3, '21
62	Manz, Greg	OL	6-4	302	4/23/92	7	Toledo '15	Cincinnati, Ohio	T, '21 (Bal.)
33	Munson, Calvin	LB	6-3	235	12/27/94	3	San Diego State '17	St. Charles, Mo.	Wai., '21 (NE)
40	Needham, Nik	CB	6-1	196	11/4/96	3	UTEP '19	Buena Park, Calif.	FA, '19
91	Ogbah, Emmanuel	DE	6-4	275	11/6/93	6	Oklahoma State '16	Houston, Texas	UFA, '20 (KC)
5	Palardy, Michael	P	5-11	200	7/6/92	5	Tennessee '14	Coral Springs, Fla.	FA, '21
11	Parker, DeVante	WR	6-3	219	1/20/93	7	Louisville '15	Louisville, Ky.	D1b, '15
15	Phillips, Jaelan	LB	6-5	266	8/28/99	R	Miami (FL) '21	Redlands, Calif.	D1b, '21
20	Redwine, Sheldrick	S	6-0	195	11/6/96	3	Miami (FL) '19	Miami, Fla.	FA, '21
45	Riley, Duke	LB	6-1	230	8/9/94	5	LSU '17	Buras, La.	UFA, '21 (Phi.)
52	Roberts, Elandon	LB	6-1	238	4/22/94	6	Houston '16	Port Arthur, Texas	UFA, '20 (NE)
21	Rowe, Eric	S	6-1	205	10/3/92	7	Utah '15	Spring, Texas	UFA, '19 (NE)
30	Sanders, Jason	WR	5-11	197	11/29/95	4	New Mexico '18	Orange, Calif.	D7b, '18
57	Scarlett, Brennan	LB	6-4	263	7/31/93	6	Stanford '16	Portland, Ore.	UFA, '21 (Hou.)
80	Shaheen, Adam	TE	6-7	257	10/24/94	5	Ashland '17	Sanbury, Ohio	T, '20 (Chi.)
92	Sielor, Zach	DT	6-6	297	9/7/95	4	Ferris State '18	Pinckney, Mich.	Wai., '19 (Bal.)
81	Smythe, Durham	TE	6-6	248	8/9/95	4	Notre Dame '18	Belton, Texas	D4a, '18
1	Tagovailoa, Tua	QB	6-1	217	3/2/98	2	Alabama '20	Ewa Beach, Hawaii	D1a, '20
43	Van Ginkel, Andrew	LB	6-4	242	7/1/95	3	Wisconsin '19	Rock Valley, Iowa	D5, '19
17	Waddle, Jaylen	WR	5-10	182	11/25/98	R	Alabama '21	Houston, Texas	D1a, '21
94	Wilkins, Christian	DT	6-4	310	12/20/95	3	Clemson '19	Springfield, Mass.	DT, '19
13	Williams, Preston	WR	6-5	220	3/27/97	3	Colorado State '19	Lovejoy, Ga.	FA, '19
6	Williams, Trill	CB	6-1	205	12/25/99	R	Syracuse '21	Yonkers, N.Y.	Wai., '21 (NO)
2	Wilson, Albert	WR	5-9	195	7/12/92	7	Georgia State '14	Pierce, Fla.	UFA, '18 (KC)
<b>RESERVE/INJURED</b>									
	Bowden Jr., Lynn	WR	5-11	197	10/14/97	2	Kentucky '20	Youngstown, Ohio	T, '20 (LV)
34	Brown, Malcolm	RB	5-11	225	5/15/93	7	Texas '15	Cibolo, Texas	UFA, '21 (LAR)
22	Campbell, Elijah	DB	5-11	190	8/24/95	2	Northern Iowa '18	St. Paul, Minn.	Wai., '21 (NYJ)
79	Coleman, Larnel	T	6-6	313	6/22/98	R	Massachusetts '21	Malden, Mass.	D7a, '21
3	Fuller V, William	WR	6-1	184	4/16/94	6	Notre Dame '16	Philadelphie, Pa.	UFA, '21 (Hou.)
38	Hurns, Allen	WR	6-3	195	11/12/91	7	Miami (FL) '14	Miami, Fla.	FA, '19
32	Laird, Patrick	RB	6-1	197	8/17/95	3	California '19	Arroyo Grande, Calif.	FA, '19
15	Little, Greg	TE	6-5	310	11/4/94	3	Mississippi '19	Allen, Texas	T, '21 (Car.)
30	McCorty, Jason	DB	5-11	195	8/13/87	13	Rutgers '09	Nanuet, N.Y.	FA, '21
33	Perry, Jamal	CB	5-10	182	10/23/94	3	Iowa State '17	Houston, Texas	FA, '19
<b>PRACTICE SQUAD</b>									
10	Arnette, Damon	CB	6-0	195	9/2/96	2	Ohio State '20	Fort Lauderdale, Fla.	FA, '21
23	Billings, Andrew	DT	6-1	328	3/6/95	5	Baylor '16	Waco, Texas	FA, '21
19	Core, Cody	WR	6-3	205	4/17/94	5	Mississippi '16	Auburn, Ala.	FA, '20 (KC)
23	Davis, Javaris	CB	5-8	183	12/26/96	1	Auburn '20	Jacksonville, Fla.	Wai., '20 (KC)
38	Doaks, Gerrid	RB	5-11	228	6/9/98	R	Cincinnati '21	Indianapolis, Ind.	D7b, '21
72	Johnson, Roderick	DT	6-6	306	11/28/95	5	Florida State '17	Florissant, Mo.	FA, '21
73	Jones, Brandon	DT	6-1	318	8/10/99	2	Mississippi '21	Waynesboro, Miss.	FA, '21
16	Luton, Jake	QB	6-6	224	4/11/96	2	Oregon State '20	Marysville, Wash.	FA, '21
48	McManis, Wynton	LB	6-1	225	9/20/94	1	Memphis '16	Ely Branch, Miss.	FA, '21
83	Merritt, Kirk	WR	6-1	214	11/5/97	2	Arkansas State '20	Drehtrehan, La.	FA, '20
35	Milton, Chris	DB	5-11	190	9/15/92	6	Georgia Tech '16	Folkston, Ga.	FA, '21
78	Pankley, Adam	T	6-5	313	11/12/92	4	West Virginia '17	Hamilton, Ohio	Wai., '19 (GB)
71	Pulley, Spencer	C	6-4	311	4/3/93	6	Vanderbilt '16	Germantown, Tenn.	FA, '21
69	Queiroz Neto, Durval	G	6-4	330	8/27/92	1	None	Diamantino, Brazil	FA, '19 (IPP)^
76	Smith, Kion	T	6-5	295	10/7/98	R	Fayetteville State '21	Lumberton, NC	FA, '21
64	Tom, Cameron	C	6-4	300	6/21/95	5	Southern Mississippi '17	Baton Rouge, La.	FA, '21
46	Williams, Dexter	RB	5-11	210	1/6/97	3	Notre Dame '19	Orlando, Fla.	FA, '21
<b>PRACTICE SQUAD/INJURED</b>									
85	Lewis, Tommylee	WR	5-7	168	10/24/92	5	Northern Illinois '16	Riviera Beach, Fla.	FA, '21
22	Scarlett, Jordan	RB	5-11	200	2/9/96	2	Florida '19	Fort Lauderdale, Fla.	FA, '21

^ international player exemption





# 2021 MIAMI DOLPHINS POSITIONAL ROSTER

\*as of Jan. 10, 2022

## OFFENSE (25)

### QUARTERBACKS (2)

NO	NAME	POS	HT	WT	EXP	COLLEGE
1	Tagovailoa, Tua	QB	6-1	217	2	Alabama '20
14	Brissett, Jacoby	QB	6-4	235	6	NC State '16

### RUNNING BACKS (4)

NO	NAME	POS	HT	WT	EXP	COLLEGE
26	Ahmed, Salvon	RB	5-11	197	2	Washington '20
28	Johnson, Duke	RB	5-9	210	7	Miami (FL) '15
31	Lindsay, Phillip	RB	5-8	190	4	Colorado '18
37	Gaskin, Myles	RB	5-10	194	3	Washington '19

### WIDE RECEIVERS (6)

NO	NAME	POS	HT	WT	EXP	COLLEGE
2	Wilson, Albert	WR	5-9	195	7	Georgia State '14
11	Parker, DeVante	WR	6-3	219	7	Louisville '15
17	Waddle, Jaylen	WR	5-10	182	R	Alabama '21
18	Williams, Preston	WR	6-5	220	3	Colorado State '19
86	Hollins, Mack	WR	6-4	221	5	North Carolina '17
87	Ford, Isaiah	WR	6-2	201	4	Virginia Tech '17

### TIGHT ENDS (5)

NO	NAME	POS	HT	WT	EXP	COLLEGE
80	Shaheen, Adam	TE	6-7	257	5	Ashland '17
81	Smythe, Durham	TE	6-6	246	4	Notre Dame '18
82	Carter, Cethan	TE	6-3	248	5	Nebraska '17
84	Long, Hunter	TE	6-5	254	R	Boston College '21
88	Gesicki, Mike	TE	6-6	247	4	Penn State '18

### OFFENSIVE LINEMEN (8)

NO	NAME	POS	HT	WT	EXP	COLLEGE
62	Mancz, Greg	OL	6-4	302	7	Toledo '15
63	Deiter, Michael	C/G	6-6	315	3	Wisconsin '19
65	Jones, Robert	G	6-4	322	R	Middle Tenn. St. '21
66	Kindley, Solomon	G	6-4	335	2	Georgia '20
68	Hunt, Robert	G/T	6-6	327	2	Louisiana-Lafayette '20
73	Jackson, Austin	G/T	6-5	325	2	USC '20
74	Eichenberg, Liam	T	6-6	310	R	Notre Dame '17
77	Davis, Jesse	G/T	6-6	318	5	Idaho '15

## PRACTICE SQUAD (17)

NO	NAME	POS	HT	WT	EXP	COLLEGE
10	Arnette, Damon	CB	6-0	195	2	Ohio State '20
16	Luton, Jake	QB	6-6	224	2	Oregon State '20
19	Core, Cody	WR	6-3	205	5	Mississippi '16
23	Doaks, Gerrid	RB	5-11	228	R	Cincinnati '21
35	Milton, Chris	DB	5-11	190	6	Georgia Tech '16
38	Davis, Javaris	CB	5-8	183	1	Auburn '20
46	Williams, Dexter	RB	5-11	210	3	Notre Dame '19
48	McManis, Wynton	LB	6-1	225	1	Memphis '16
64	Tom, Cameron	C	6-4	300	5	S. Mississippi '17
69	Queiroz Neto, Duval	G	6-4	330	1	None^
71	Pulley, Spencer	C	6-4	311	6	Vanderbilt '16
72	Johnson, Roderick	T	6-6	306	5	Florida State '17
76	Smith, Kion	T	6-5	295	R	Fayetteville St. '21
78	Pankey, Adam	T	6-5	313	4	West Virginia '17
83	Merritt, Kirk	WR	6-1	214	2	Arkansas State '20
93	Billings, Andrew	DT	6-1	328	5	Baylor '16
95	Jones, Benito	DT	6-1	318	2	Mississippi '20

## PRACTICE SQUAD/INJURED (2)

NO	NAME	POS	HT	WT	EXP	COLLEGE
22	Scarlett, Jordan	RB	5-11	200	2	Florida '19
85	Lewis, Tommylee	WR	5-7	168	5	Northern Illinois '16

^ international player exemption

## DEFENSE (27)

### DEFENSIVE LINEMEN (6)

NO	NAME	POS	HT	WT	EXP	COLLEGE
70	Butler, Adam	DL	6-5	295	5	Vanderbilt '17
90	Jenkins, John	DT	6-3	335	9	Georgia '13
91	Ogbah, Emmanuel	DE	6-4	275	6	Oklahoma State '15
92	Sieler, Zach	DT	6-6	297	4	Ferris State '18
94	Wilkins, Christian	DT	6-4	310	3	Clemson '19
98	Davis, Raekwon	DT	6-7	330	2	Alabama '20

### LINEBACKERS (10)

NO	NAME	POS	HT	WT	EXP	COLLEGE
15	Phillips, Jaelan	LB	6-5	266	R	Miami (FL) '21
41	Hodge, Darius	LB	6-1	245	R	Marshall '17
43	Van Ginkel, Andrew	LB	6-4	242	3	Wisconsin '19
45	Riley, Duke	LB	6-1	230	5	LSU '17
47	Biegel, Vince	LB	6-3	246	5	Wisconsin '17
49	Eguavoen, Sam	LB	6-1	236	3	Texas Tech '15
50	Munson, Calvin	LB	6-1	235	3	San Diego St. '17
52	Roberts, Elandon	LB	6-1	238	6	Houston '16
55	Baker, Jerome	LB	6-2	225	4	Ohio State '18
57	Scarlett, Brennan	LB	6-4	263	6	Stanford '16

### DEFENSIVE BACKS (11)

NO	NAME	POS	HT	WT	EXP	COLLEGE
6	Williams, Trill	CB	6-1	205	R	Syracuse '21
8	Holland, Jevon	S	6-1	207	R	Oregon '21
9	Igbinoehene, Noah	CB	5-11	197	2	Auburn '20
20	Bedwine, Sheldrick	S	6-0	195	3	Miami (FL) '19
21	Rowe, Eric	S	6-1	205	7	Utah '15
24	Jones, Byron	CB	6-1	194	7	Connecticut '16
25	Howard, Xavien	CB	6-1	203	6	Baylor '16
27	Coleman, Justin	CB	5-11	190	7	Tennessee '15
29	Jones, Brandon	S	6-1	191	2	Texas '20
40	Needham, Nik	CB	6-1	196	3	UTEP '19
42	Fejedelem, Clayton	S	6-1	205	6	Illinois '16

## SPECIALISTS (3)

NO	NAME	POS	HT	WT	EXP	COLLEGE
5	Palarcy, Michael	P	5-11	200	5	Tennessee '14
7	Sanders, Jason	K	5-11	197	4	New Mexico '18
44	Ferguson, Blake	LS	6-3	237	2	LSU '20

## RESERVE/INJURED (10)

NO	NAME	POS	HT	WT	EXP	COLLEGE
3	Fuller V, William	WR	6-1	184	6	Notre Dame '16
22	Campbell, Elijah	DB	5-11	190	2	Northern Iowa '18
30	McCourt, Jason	DB	5-11	195	13	Rutgers '09
32	Laird, Patrick	RB	6-1	197	3	California '17
33	Perry, Jamal	CB	5-10	182	3	Iowa State '17
34	Brown, Malcolm	RB	5-11	225	7	Texas '15
75	Little, Greg	T	6-5	310	3	Mississippi '17
79	Coleman, Larnel	T	6-6	313	R	Massachusetts '21
	Bowden Jr., Lynn	WR	5-11	197	2	Kentucky '20
	Hurns, Allen	WR	6-3	195	7	Miami (FL) '14



## 2021-22 MIAMI DOLPHINS – HOW THEY WERE ACQUIRED

\*as of Jan. 10, 2022

	DRAFT (24)	TRADES (3)	WAIVERS (7)	FREE AGENTS (21)
2015	WR DeVante Parker (1)			
2016	CB Xavien Howard (2)			
2017	WR Isaiah Ford (7)			G/T Jesse Davis
2018	TE Mike Gesicki (2) LB Jerome Baker (3) TE Durham Smythe (4a) K Jason Sanders (7b)			WR Albert Wilson (KC)
2019	DT Christian Wilkins (1) C/G Michael Deiter (3) LB Andrew Van Ginkel (5) RB Myles Gaskin (7b)	LB Vince Biegel (NO)	WR Mack Hollins (Phi.) DT Zach Sieler (Bal.)	LB Sam Eguavoen CB Nik Needham S Eric Rowe (NE) WR Preston Williams
2020	QB Tua Tagovailoa (1a) G/T Austin Jackson (1b) CB Noah Igbinoghene (1c) G/T Robert Hunt (2a) DT Raekwon Davis (2b) S Brandon Jones (3) G Solomon Kindley (4) LS Blake Ferguson (6)	TE Adam Shaheen (Chi.)	RB Salvon Ahmed (SF)	S Clayton Fejedelem (Cin.) CB Byron Jones (Dal.) DE Emmanuel Ogbah (KC) LB Elandon Roberts (NE)
2021	WR Jaylen Waddle (1a) DE Jaelan Phillips (1b) S Jevon Holland (2a) T Liam Eichenberg (2b) TE Hunter Long (3)	OL Greg Mancz (Bal.)	LB Darius Hodge (Cin.) RB Phillip Lindsay (Hou.) LB Calvin Munson (NE) CB Trill Williams (NO)	QB Jacoby Brissett (Ind.) DL Adam Butler (NE) TE Cethan Carter (Cin.) CB Justin Coleman DT John Jenkins (Chi.) RB Duke Johnson G Robert Jones P Michael Palardy S Sheldrick Redwine LB Duke Riley (Phi.) LB Brennan Scarlett (Hou.)

### PRONUNCIATION GUIDE

PLAYER	PHONETICALLY	PLAYER	PHONETICALLY	COACH	PHONETICALLY
RB Salvon Ahmed	suh-VON OCK-med	S Jevon Holland	JUH-vawn	Anthony Campanile	CAMP-uh-nee-ee
LB Vince Biegel	BEE-gull	CB Xavien Howard	EX-ay-vee-n	Lemuel Jeanpierre	leh-mew-ELL zhon-pee-AIR
TE Cethan Carter	SEE-thin	CB Noah Igbinoghene	IG-bin-OG-guh-nee	Curt Kuntz	KOO-nts
DT Raekwon Davis	RAY-kwon	OL Greg Mancz	MANZ	Dave Puloka	Puh-LOH-kuh
C/G Michael Deiter	DEE-ter	DE Emmanuel Ogbah	AWG-buh	Eric Studesville	STOO-des-vill
LB Sam Eguavoen	eh-gwahv-ON	LB Jaelan Phillips	JAY-len		
T Liam Eichenberg	IKE-en-berg	DT Zach Sieler	SEE-ler		
S Clayton Fejedelem	FEDGE-uh-lemm	TE Durham Smythe	sm-eye-th		
TE Mike Gesicki	guh-sick-ee	QB Tua Tagovailoa	TOO-uh TUNG-oh-vai-LOA		



# MIAMI DOLPHINS CONTRACT STATUS

\*as of Jan. 10, 2022

		CONTRACT STATUS						CONTRACT DETAILS	
	NAME	2021	2022	2023	2024	2025	2026	2027	
QB	Brissett, Jacoby		UFA						Signed 1-year contract as UFA in 2021
	Tagovailoa, Tua				5YO	UFA			Signed 5-year rookie contract in 2020
RB	Ahmed, Salvon		ERFA						Signed 2-year contract from PS in 2020
	Gaskin, Myles			UFA					Signed 4-year rookie contract in 2019
	Johnson, Duke		UFA						Signed 1-year contract from PS in 2021
	Lindsay, Phillip		UFA						Signed 1-year contract with HOU in 2021
WR	Ford, Isaiah		UFA						Signed 1-year contract from PS in 2021
	Hollins, Mack		UFA						Signed 1-year contract as UFA in 2021
	Parker, DeVante				UFA				Signed 3-year contract extension in 2019
	Waddle, Jaylen					5YO	UFA		Signed 5-year rookie contract in 2021
	Williams, Preston			RFA					Signed 3-year contract as UDFA in 2019
	Wilson, Albert		UFA						Signed 1-year contract restructure in 2020
TE	Carter, Cethan				UFA				Signed 3-year contract as UFA in 2021
	Gesicki, Mike		UFA						Signed 4-year rookie contract in 2018
	Long, Hunter					UFA			Signed 4-year rookie contract in 2021
	Shaheen, Adam				UFA				Signed 2-year contract extension in 2020
	Smythe, Durham		UFA						Signed 4-year rookie contract in 2018
OL	Davis, Jesse			UFA					Signed 3-year contract extension in 2019
	Deiter, Michael			UFA					Signed 4-year rookie contract in 2019
	Eichenberg, Liam						UFA		Signed 4-year rookie contract in 2021
	Hunt, Robert				UFA				Signed 4-year rookie contract in 2020
	Jackson, Austin				5YO	UFA			Signed 5-year rookie contract in 2020
	Jones, Robert				RFA				Signed 3-year contract as UDFA in 2021
	Kindley, Solomon				UFA				Signed 4-year rookie contract in 2020
	Mancz, Greg		UFA						Signed 1-year contract as FA with BLT in 2021
DL	Butler, Adam			UFA					Signed 2-year contract as UFA in 2021
	Davis, Raekwon				UFA				Signed 4-year rookie contract in 2020
	Jenkins, John		UFA						Signed 1-year contract as UFA in 2021
	Ogbah, Emmanuel		UFA						Signed 2-year contract as UFA in 2020
	Sieler, Zach					UFA			Signed 3-year contract extension in 2020
	Wilkins, Christian			5YO	UFA				Signed 5-year rookie contract in 2019
LB	Baker, Jerome						UFA		Signed 3-year contract extension in 2021
	Biegel, Vince		UFA						Signed 1-year contract from PS in 2021
	Eguavoen, Sam		RFA						Signed 3-year contract as UDFA in 2019
	Hodge, Darius				RFA				Signed 3-year contract as UDFA with CIN in 2021
	Munson, Calvin			UFA					Signed 2-year contract off MIA PS with NE in 2021
	Phillips, Jaelan					5YO	UFA		Signed 5-year rookie contract in 2021
	Riley, Duke		UFA						Signed 1-year contract as UFA in 2021
	Roberts, Elandon		UFA						Signed 1-year contract as UFA in 2021
	Scarlett, Brennan		UFA					Signed 1-year contract as UFA in 2021	
	Van Ginkel, Andrew			UFA					Signed 4-year rookie contract in 2019
DB	Coleman, Justin		UFA						Signed 1-year contract as UFA in 2021
	Fejedelem, Clayton			UFA					Signed 3-year contract as UFA in 2020
	Holland, Jevon						UFA		Signed 4-year rookie contract in 2021
	Howard, Xavien							UFA	Signed 5-year contract extension in 2019
	Igbinoghene, Noah				5YO	UFA			Signed 5-year rookie contract in 2020
	Jones, Brandon				UFA				Signed 4-year rookie contract in 2020
	Jones, Byron						UFA		Signed 5-year contract as UFA in 2020
	Needham, Nik		RFA						Signed 1-year contract as ERFA in 2021
	Redwine, Sheldrick		RFA						Signed 1-year contract from PS in 2021
	Rowe, Eric			UFA					Signed 1-year contract from PS in 2021
	Williams, Trill				RFA				Signed 3-year contract as UDFA with NO in 2021
ST	Ferguson, Blake								Signed 4-year rookie contract in 2020
	Palardy, Michael		UFA						Signed 1-year contract as FA in 2021
	Sanders, Jason							UFA	Signed 5-year contract extension in 2021



# SUPPLEMENTAL STATS



## 2021 STATISTICS

### REGULAR SEASON RESULTS (9-8)

DATE	OPPONENT	SCORE	W/L	ATTENDANCE
Sept. 12	at New England	17-16	W	65,878
Sept. 19	BUFFALO	0-35	L	65,040
Sept. 26	at Las Vegas	28-31 (OT)	L	59,311
Oct. 3	INDIANAPOLIS	17-27	L	64,571
Oct. 10	at Tampa Bay	17-45	L	65,570
Oct. 17	at Jacksonville (London)	20-23	L	60,784
Oct. 24	ATLANTA	28-30	L	62,739
Oct. 31	at Buffalo	11-26	L	69,355
Nov. 7	HOUSTON	17-9	W	60,232
Nov. 11	BALTIMORE	22-10	W	65,948
Nov. 21	at N.Y. Jets	24-17	W	72,303
Nov. 28	CAROLINA	33-10	W	62,389
Dec. 5	N.Y. GIANTS	20-9	W	65,898
Dec. 19	N.Y. JETS	31-24	W	66,035
Dec. 27	at New Orleans	20-3	W	69,170
Jan. 2	at Tennessee	3-34	L	69,091
Jan. 9	NEW ENGLAND	33-24	W	66,514

### TEAM STATISTICS

	DOLPHINS	OPPONENTS
<b>TOTAL FIRST DOWNS</b>	<b>325</b>	<b>337</b>
Rushing	87	106
Passing	206	199
Penalty	32	32
3rd Down: Made/Att	95/233	95/231
3rd Down Pct.	40.8%	41.1%
4th Down: Made/Att	12/22	11/18
4th Down Pct.	54.5%	61.1%
<b>POSSESSION AVG.</b>	<b>30:13</b>	<b>29:47</b>
<b>TOTAL NET YARDS</b>	<b>5219</b>	<b>5738</b>
Avg. Per Game	307.0	337.5
Total Plays	1097	1081
Avg. Per Play	4.8	5.3
<b>NET YARDS RUSHING</b>	<b>1568</b>	<b>1867</b>
Avg. Per Game	92.2	109.8
Total Rushes	442	425
<b>NET YARDS PASSING</b>	<b>3651</b>	<b>3871</b>
Avg. Per Game	214.8	227.7
Sacked/Yards Lost	40/285	48/380
Gross Yards	3936	4251
Attempts/Completions	615/404	608/373
Completion Pct.	65.7%	61.3%
Had Intercepted	14	14
<b>PUNTS/AVERAGE</b>	<b>78/44.7</b>	<b>75/44.1</b>
<b>NET PUNTING AVG.</b>	<b>40.1</b>	<b>40.2</b>
<b>PENALTIES/YARDS</b>	<b>105/825</b>	<b>109/991</b>
<b>FUMBLES/BALL LOST</b>	<b>29/12</b>	<b>20/12</b>
<b>TOUCHDOWNS</b>	<b>39</b>	<b>40</b>
Rushing	12	16
Passing	21	23
Returns	6	1
Returns	3	0

SCORE BY QUARTERS	Q1	Q2	Q3	Q4	OT	TOTAL
Dolphins	93	68	55	122	3	341
Opponents	63	103	61	140	6	373



## 2021 STATISTICS

### RUSHING

	NO.	YDS.	AVG.	LG	TD
M. Gaskin	173	612	3.5	30	3
D. Johnson	71	330	4.6	27	3
S. Ahmed	54	149	2.8	16	0
T. Tagovailoa	42	128	3.0	23	3
M. Brown	33	125	3.8	24t	1
P. Lindsay	38	119	3.1	9	0
J. Brissett	19	70	3.7	19	1
A. Wilson	4	17	4.3	14	0
P. Williams	1	7	7.0	7	0
P. Laird	1	4	4.0	4	0
J. Waddle	2	3	1.5	2	1
D. Smythe	2	3	1.5	2	0
M. Palardy	1	1	1.0	1	0
C. Fejedelem	1	0	0.0	0	0
<b>DOLPHINS</b>	<b>442</b>	<b>1568</b>	<b>3.5</b>	<b>30</b>	<b>12</b>
<b>OPPONENTS</b>	<b>425</b>	<b>1867</b>	<b>4.4</b>	<b>46t</b>	<b>16</b>

### PASSING

	ATT	CMP	YDS	CMP%	YDS/ATT	TD	TD%	INT	INT%	LONG	SACK	LOST	RATING
T. Tagovailoa	388	263	2653	67.8%	6.8	16	4.1%	10	2.6%	65t	20	152	90.1
J. Brissett	225	141	1283	62.7%	5.7	5	2.2%	4	1.8%	52	19	132	78.1
M. Gesicki	1	0	0	0.0%	0.0	0	0.0%	0	0.0%	0	0	0	39.6
A. Wilson	1	0	0	0.0%	0.0	0	0.0%	0	0.0%	0	1	1	39.6
<b>DOLPHINS</b>	<b>615</b>	<b>404</b>	<b>3936</b>	<b>65.7%</b>	<b>6.4</b>	<b>21</b>	<b>3.4%</b>	<b>14</b>	<b>2.3%</b>	<b>65t</b>	<b>40</b>	<b>285</b>	<b>85.4</b>
<b>OPPONENTS</b>	<b>608</b>	<b>373</b>	<b>4251</b>	<b>61.3%</b>	<b>7.0</b>	<b>23</b>	<b>3.8%</b>	<b>14</b>	<b>2.3%</b>	<b>64</b>	<b>48</b>	<b>380</b>	<b>85.4</b>

### RECEIVING

	NO.	YDS.	AVG.	LG	TD
J. Waddle	104	1015	9.8	57	6
M. Gesicki	73	780	10.7	40	2
M. Gaskin	49	234	4.8	24t	4
D. Parker	40	515	12.9	42	2
D. Smythe	34	357	10.5	25	0
A. Wilson	25	213	8.5	64	0
M. Hollins	14	223	15.9	65t	4
I. Ford	12	161	13.4	52	2
S. Ahmed	12	117	9.8	18	0
A. Shaheen	12	110	9.2	21	0
P. Williams	6	71	11.8	34	0
D. Johnson	4	41	10.3	20	0
W. Fuller	4	26	6.5	10	0
P. Laird	3	17	5.7	10	0
M. Brown	3	10	3.3	7	0
C. Carter	2	16	8.0	8	0
J. Grant	2	-7	-3.5	0	0
K. Merritt	1	13	13.0	13	0
P. Lindsay	1	8	8.0	8	0
H. Long	1	8	8.0	8	0
T. Lewis	1	7	7.0	7	0
C. Wilkins	1	1	1.0	1t	1
<b>DOLPHINS</b>	<b>404</b>	<b>3936</b>	<b>9.7</b>	<b>65t</b>	<b>21</b>
<b>OPPONENTS</b>	<b>373</b>	<b>4251</b>	<b>11.4</b>	<b>64</b>	<b>23</b>

### INTERCEPTIONS

	NO.	YDS.	AVG.	LG	TD
X. Howard	5	54	10.8	37t	1
N. Needham	2	28	14.0	28t	1
J. Holland	2	0	0.0	0	0
J. Coleman	2	0	0.0	0	0
E. Roberts	1	85	85.0	85t	1
B. Jones	1	8	8.0	8	0
J. Baker	1	0	0.0	0	0
<b>DOLPHINS</b>	<b>14</b>	<b>175</b>	<b>12.5</b>	<b>85t</b>	<b>3</b>
<b>OPPONENTS</b>	<b>14</b>	<b>151</b>	<b>10.8</b>	<b>56</b>	<b>1</b>





## 2021 STATISTICS

### PUNTING

	NO.	YDS.	AVG.	NET	TB	IN 20	LG	BLK
M. Palardy	78	3489	44.7	40.1	5	31	65	0
<b>DOLPHINS</b>	<b>78</b>	<b>3489</b>	<b>44.7</b>	<b>40.1</b>	<b>5</b>	<b>31</b>	<b>65</b>	<b>0</b>
<b>OPPONENTS</b>	<b>75</b>	<b>3308</b>	<b>44.1</b>	<b>40.2</b>	<b>5</b>	<b>30</b>	<b>67</b>	<b>1</b>

### PUNT RETURNS

	RET.	FC	YDS.	AVG.	LG	TD
J. Holland	12	14	92	7.7	16	0
J. Grant	8	0	59	7.4	18	0
J. Waddle	5	3	35	7.0	15	0
T. Lewis	3	2	4	1.3	5	0
C. Milton	1	0	0	0.0	0	0
<b>DOLPHINS</b>	<b>29</b>	<b>19</b>	<b>190</b>	<b>6.6</b>	<b>18</b>	<b>0</b>
<b>OPPONENTS</b>	<b>30</b>	<b>27</b>	<b>262</b>	<b>8.7</b>	<b>20</b>	<b>0</b>

### KICKOFF RETURNS

	NO.	YDS.	AVG.	LG	TD
J. Waddle	9	158	17.6	25	0
P. Lindsay	4	72	18.0	20	0
J. Grant	2	46	23.0	31	0
M. Gaskin	2	29	14.5	16	0
T. Lewis	1	23	23.0	23	0
A. Wilson	1	2	2.0	2	0
<b>DOLPHINS</b>	<b>19</b>	<b>330</b>	<b>17.4</b>	<b>31</b>	<b>0</b>
<b>OPPONENTS</b>	<b>21</b>	<b>435</b>	<b>20.7</b>	<b>31</b>	<b>0</b>

### FIELD GOALS

	1-19	20-29	30-39	40-49	50+
J. Sanders	0/0	6/6	7/9	8/10	2/6
<b>DOLPHINS</b>	<b>0/0</b>	<b>6/6</b>	<b>7/9</b>	<b>8/10</b>	<b>2/6</b>
<b>OPPONENTS</b>	<b>0/0</b>	<b>5/5</b>	<b>12/12</b>	<b>9/11</b>	<b>5/9</b>

### SCORING

	TOTAL	TDR	TDP	TDRT	PAT	FG	2-PT	PTS
J. Sanders	0	0	0	0	34/35	23/31	0	103
M. Gaskin	7	3	4	0	0/0	0/0	0	42
J. Waddle	7	1	6	0	0/0	0/0	0	42
M. Hollins	4	0	4	0	0/0	0/0	0	24
D. Johnson	3	3	0	0	0/0	0/0	0	18
T. Tagovailoa	3	3	0	0	0/0	0/0	0	18
M. Gesicki	2	0	2	0	0/0	0/0	1	14
D. Parker	2	0	2	0	0/0	0/0	0	12
I. Ford	2	0	2	0	0/0	0/0	0	12
X. Howard	2	0	0	2	0/0	0/0	0	12
J. Brissett	1	1	0	0	0/0	0/0	0	6
J. Coleman	1	0	0	1	0/0	0/0	0	6
M. Brown	1	1	0	0	0/0	0/0	0	6
E. Roberts	1	0	0	1	0/0	0/0	0	6
S. Eguavoen	1	0	0	1	0/0	0/0	0	6
C. Wilkins	1	0	1	0	0/0	0/0	0	6
N. Needham	1	0	0	1	0/0	0/0	0	6
W. Fuller	0	0	0	0	0/0	0/0	1	2
<b>DOLPHINS</b>	<b>39</b>	<b>12</b>	<b>21</b>	<b>6</b>	<b>34/35</b>	<b>23/31</b>	<b>2</b>	<b>341</b>
<b>OPPONENTS</b>	<b>40</b>	<b>16</b>	<b>23</b>	<b>1</b>	<b>38/39</b>	<b>31/37</b>	<b>0</b>	<b>373</b>

### TWO-POINT CONVERSIONS

W. Fuller V, 1, M. Gesicki 1

**DOLPHINS 2/3, OPPONENTS: 0/1**



## 2021 STATISTICS

### SACKS

E. Ogbah 9.0, J. Phillips 8.5, J. Baker 5.5, Br. Jones 5.0, C. Wilkins 4.5, A. Van Ginkel 4.0, J. Holland 2.5, Z. Sieler 2.0, A. Butler 2.0, N. Needham 1.0, E. Roberts 1.0, X. Howard 1.0, S. Eguavoen 0.5, R. Davis 0.5

**DOLPHINS 47.0, OPPONENTS: 39.0**

### DEFENSE

PLAYER	SOLO	ASST	TOT	SACKS	YDS	TFL	QBH	INT	PD	FF	FR
J. Baker	62	30	92	5.5	52	9	15	1	4	1	-
C. Wilkins	49	40	89	4.5	31	10	13	-	4	1	1
E. Roberts	42	41	83	1.0	7	6	2	1	4	2	-
Br. Jones	45	31	76	5.0	39	6	10	1	1	1	2
E. Rowe	44	28	72	-	-	-	1	-	4	3	-
J. Holland	47	21	68	2.5	24	3	7	2	10	-	2
A. Van Ginkel	44	18	62	4.0	32.5	9	20	-	7	1	-
Z. Sieler	33	29	62	2.0	18	6	3	-	3	1	2
N. Needham	48	11	59	1.0	10	1	2	2	5	-	1
By. Jones	47	11	58	-	-	-	-	-	10	1	-
X. Howard	39	11	50	1.0	0.0	-	1	5	16	2	2
J. Phillips	23	19	42	8.5	71.5	9	16	-	1	-	1
E. Ogbah	26	15	41	9.0	64	9	24	-	12	1	1
R. Davis	12	16	28	0.5	0.5	1	1	-	-	-	-
J. Coleman	20	7	27	-	-	1	-	2	3	-	-
D. Riley	13	8	21	-	-	-	-	-	-	-	-
J. McCourty	10	11	21	-	-	-	-	-	2	-	-
A. Butler	9	8	17	2.0	13	2	5	-	3	-	-
J. Jenkins	10	6	16	-	-	-	-	-	-	-	-
B. Scarlett	6	10	16	-	-	1	1	-	1	-	-
S. Eguavoen	5	7	12	0.5	4.5	-	7	-	-	-	1
N. Igbinoghene	4	0	4	-	-	-	-	-	-	-	-
Ja. Davis	2	0	2	-	-	-	-	-	1	-	-
C. Fejedelem	1	0	1	-	-	-	-	-	-	-	-
S. Redwine	1	0	1	-	-	-	-	-	-	-	-
V. Biegel	0	1	1	-	-	-	-	-	-	-	-
J. Sheard	0	1	1	-	-	-	-	-	-	-	-

**NOTE:** Special teams and miscellaneous tackles not included above.

**MISCELLANEOUS TACKLES:** Waddle 4, Hollins 2, Gesicki 2, Jackson 2, Parker 2, Ahmed 1, Ford 1, Mancz 1.

**MISCELLANEOUS FUMBLE RECOVERIES:** Eichenberg 4, Brissett 2, Tagovailoa 2, Davis 1, Gaskin 1, Hunt 1, Jackson 1, Johnson 1.

**SACKS:** E. Ogbah (9.0) - 0.5 vs. Buffalo (9/19), 1.0 vs. Indianapolis (10/3), 1.0 at Jacksonville (10/17), 2.5 vs. Houston (11/7), 1.0 vs. Carolina (11/28), 1.0 vs. N.Y. Jets (12/19), 2.0 at New Orleans (12/27)

J. Phillips (8.5) - 0.5 vs. Indianapolis (10/3), 1.0 at Tampa Bay (10/10), 0.5 vs. Houston (11/7), 0.5 vs. Baltimore (11/11), 1.0 at N.Y. Jets (11/21), 3.0 vs. Carolina (11/28), 2.0 vs. N.Y. Giants (12/5)

J. Baker (5.5) - 1.0 at Tampa Bay (10/10), 2.0 vs. N.Y. Jets (12/19), 1.5 at New Orleans (12/27). 1.0 at Tennessee (1/2), 1.0 vs. New England (1/9)

Br. Jones (5.0) - 2.0 at Las Vegas (9/26), 1.0 at N.Y. Jets (11/21), 1.0 vs. N.Y. Jets (12/19), 1.0 at New Orleans (12/27)

C. Wilkins (4.5) - 1.0 at Las Vegas (9/26), 1.0 at Jacksonville (10/17), 1.0 vs. Carolina (11/28), 0.5 at New Orleans (12/27), 1.0 vs. New England (1/9)

A. Van Ginkel (4.0) - 0.5 vs. Buffalo (9/19), 1.0 vs. Houston (11/7), 0.5 vs. Baltimore (11/11), 1.0 vs. N.Y. Jets (12/19), 1.0 vs. New England (1/9)

J. Holland (2.5) - 1.0 vs. Atlanta (10/24), 1.0 vs. Baltimore (11/11), 0.5 at New Orleans (12/27)

A. Butler (2.0) - 1.0 vs. Baltimore (11/11), 1.0 vs. N.Y. Giants (12/5)

Z. Sieler (2.0) - 1.0 vs. N.Y. Jets (12/19), 1.0 at New Orleans (12/27)

X. Howard (1.0) - 1.0 at New Orleans (12/27)

N. Needham (1.0) - 1.0 vs. Houston (11/7)

E. Roberts (1.0) - 1.0 vs. Baltimore (11/11)

Team (1.0) - 1.0 at New England (9/12)

R. Davis (0.5) - 0.5 at New Orleans (12/27)

S. Eguavoen (0.5) - 0.5 vs. Indianapolis (10/3)



## 2021 STATISTICS

### SPECIAL TEAMS

	SOLO	ASST	TOTAL	FF	FR	BFG	BPAT	BPNT
M. Hollins	7	2	9	-	-	-	-	-
A. Van Ginkel	6	3	9	-	-	-	-	-
C. Carter	4	4	8	-	-	-	-	-
C. Fejedelem	4	2	6	-	-	-	-	-
D. Riley	2	3	5	-	-	-	-	1
S. Eguavoen	4	0	4	-	-	-	-	-
Br. Jones	3	0	3	-	-	-	-	-
B. Scarlett	0	3	3	-	-	-	-	-
B. Ferguson	2	1	3	-	1	-	-	-
J. Perry	2	0	2	-	-	-	-	-
D. Smythe	1	1	2	-	-	-	-	-
E. Campbell	2	0	2	-	-	-	-	-
N. Igbinioghene	2	0	2	-	-	-	-	-
C. Munson	1	1	2	-	-	-	-	-
V. Biegel	1	0	1	-	-	-	-	-
J. Holland	1	0	1	-	1	-	-	-
S. Redwine	0	1	1	-	-	-	-	-

### STATISTICAL BESTS

#### DOLPHINS – INDIVIDUAL

#### RUSHING

Attempts	25	Duke Johnson vs. New England, 1/9
Yards	117	Duke Johnson vs. New England, 1/9
Touchdowns	2	Myles Gaskin vs. Carolina, 11/28 Duke Johnson vs. N.Y. Jets, 12/19
Yards by Quarterback	38	Tua Tagovailoa vs. New England, 1/9
Longest Run from Scrimmage	30	Myles Gaskin vs. N.Y. Jets, 12/19
Longest Run from Scrimmage for TD	24t	Malcolm Brown at Las Vegas, 9/26

#### PASSING

Attempts	49	Jacoby Brissett at Las Vegas, 9/26
Completions	33	Tua Tagovailoa at Jacksonville (London), 10/17
Yards	329	Tua Tagovailoa at Jacksonville (London), 10/17
Touchdowns	4	Tua Tagovailoa vs. Atlanta, 10/24
Completion Percentage (min. 20 att.)	87.1	Tua Tagovailoa vs. Carolina, 11/28
Interceptions	2	Tua Tagovailoa vs. Atlanta, 10/24 Jacoby Brissett vs. Houston, 11/7 Tua Tagovailoa vs. N.Y. Jets, 12/19
Longest Completion	65t	Tua Tagovailoa to Mack Hollins at N.Y. Jets, 11/21
Longest Completion for TD	65t	Tua Tagovailoa to Mack Hollins at N.Y. Jets, 11/21
Passer Rating (min. 20 att.)	109.5	Tua Tagovailoa vs. Atlanta, 10/24

#### RECEIVING

Receptions	12	Jaylen Waddle at Las Vegas, 9/26
Yards	137	Jaylen Waddle vs. Carolina, 11/28
Touchdowns	2	Myles Gaskin at Tampa Bay, 10/10 Jaylen Waddle at Jacksonville (London), 10/17
Longest Reception	65t	Mack Hollins at N.Y. Jets, 11/21
Longest Reception by Running Back	24t	Myles Gaskin at Tampa Bay, 10/10
Yards by Running Back	74	Myles Gaskin at Tampa Bay, 10/10

#### TOTAL YARDS FROM SCRIMMAGE

137 Jaylen Waddle vs. Carolina, 11/28

#### TACKLES

Total	12	Jerome Baker at New England, 9/12
Solo	8	Jerome Baker at New England, 9/12



## 2021 STATISTICS

### INTERCEPTIONS

<b>Total</b>	1	Xavien Howard vs. Buffalo, 9/19 Elandon Roberts at Las Vegas, 9/26 Xavien Howard vs. Atlanta, 10/24 Jerome Baker vs. Houston, 11/7 Jevon Holland vs. Houston, 11/7 Justin Coleman vs. Houston, 11/7 Justin Coleman vs. Baltimore, 11/11 Xavien Howard vs. Carolina, 11/28 Nik Needham vs. Carolina, 11/28 Jevon Holland vs. Carolina, 11/28 Xavien Howard vs. N.Y. Giants, 12/5 Nik Needham at New Orleans, 12/27 Brandon Jones at New Orleans, 12/27 Xavien Howard vs. New England, 1/9
<b>Longest Return</b>	85t	Elandon Roberts at Las Vegas, 9/26
<b>Longest Return for TD</b>	85t	Elandon Roberts at Las Vegas, 9/26

### FUMBLES

<b>Total Forced</b>	1	Eric Rowe New England, 9/12 Byron Jones at New England, 9/12 Xavien Howard at New England 9/12 Jerome Baker vs. Buffalo, 9/19 Andrew Van Ginkel vs. Buffalo, 9/19 Elandon Roberts at Las Vegas, 9/26 Christian Wilkins at Jacksonville (London), 10/17 Emmanuel Ogbah vs. Atlanta, 10/24 Elandon Roberts at Buffalo, 10/31 Eric Rowe vs. Houston, 11/7 Xavien Howard vs. Baltimore, 11/11 Eric Rowe vs. Baltimore, 11/11 Brandon Jones at N.Y. Jets, 11/21 Zach Sieler vs. N.Y. Jets, 12/19
<b>Total Recovered</b>	1	Zach Sieler at New England, 9/12 Xavien Howard at New England, 9/12 Brandon Jones vs. Buffalo, 9/19 Blake Ferguson vs. Indianapolis, 10/3 Zach Sieler at Jacksonville (London), 10/17 Nik Needham vs. Atlanta, 10/24 Brandon Jones vs. Houston, 11/7 Xavien Howard vs. Baltimore, 11/11 Christian Wilkins at N.Y. Jets, 11/21 Emmanuel Ogbah vs. N.Y. Jets, 12/19 Jaelan Phillips vs. New England, 1/9 Sam Eguavoen vs. New England, 1/9

### SACKS

<b>Total</b>	3.0	Jaelan Phillips vs. Carolina, 11/28
<b>Yards Lost</b>	28	Jaelan Phillips vs. Carolina, 11/28

### SPECIAL TEAMS

<b>Field Goals Made</b>	3	Jason Sanders vs. Baltimore, 11/11
<b>Field Goal Attempts</b>	3	Jason Sanders at Las Vegas, 9/26 Jason Sanders at Jacksonville (London), 10/17 Jason Sanders vs. Baltimore, 11/11 Jason Sanders vs. N.Y. Giants, 12/5 Jason Sanders at New Orleans, 12/27
<b>Longest Field Goal Made</b>	51	Jason Sanders at Buffalo, 10/31
<b>Longest Field Goal Attempt</b>	59	Jason Sanders at New Orleans, 12/27
<b>Punts</b>	8	Michael Palardy vs. Baltimore, 11/11
<b>Longest Punt, yards</b>	65	Michael Palardy vs. N.Y. Giants, 12/5
<b>Highest Gross Punting Average (min. 4 punts)</b>	52.3	Michael Palardy vs. New England, 1/9
<b>Highest Net Punting Average (min. 4 punts)</b>	47.3	Michael Palardy vs. New England, 1/9
<b>Most Punt Returns</b>	3	Jakeem Grant Sr. at Las Vegas, 9/26 Jakeem Grant Sr. vs. Indianapolis, 10/3 Jevon Holland at Buffalo, 10/31 Jevon Holland vs. Houston, 11/7
<b>Most Punt Return Yards</b>	31	Jevon Holland vs. Houston, 11/7



## 2021 STATISTICS

Highest Punt Return Average (min. 3 returns)	10.3	Jevon Holland vs. Houston, 11/7
Longest Punt Return	18	Jakeem Grant Sr. at New England, 9/12
Most Kickoff Returns	2	Jaylen Waddle at Jacksonville (London), 10/17 Myles Gaskin vs. Atlanta, 10/24 Jaylen Waddle at Buffalo, 10/31 Jaylen Waddle vs. Houston, 11/7 Jaylen Waddle vs. N.Y. Giants, 12/5 Phillip Lindsay at Tennessee, 1/2 Phillip Lindsay vs. New England, 1/9
Most Kickoff Return Yards	47	Jaylen Waddle vs. Houston, 11/7
Highest Kickoff Return Average (min. 3 returns)	-	-
Longest Kickoff Return	31	Jakeem Grant Sr. vs. Buffalo, 9/19

### OPPONENTS – INDIVIDUAL

#### RUSHING

Attempts	26	D’Onta Foreman at Tennessee, 1/2
Yards	132	D’Onta Foreman at Tennessee, 1/2
Touchdowns	2	Zack Moss vs. Buffalo, 9/19
Yards by Quarterback	55	Josh Allen at Buffalo, 10/31
Longest Run from Scrimmage	46t	Devin Singletary vs. Buffalo, 9/19
Longest Run from Scrimmage for TD	46t	Devin Singletary vs. Buffalo, 9/19

#### PASSING

Attempts	44	Mike Glennon vs. N.Y. Giants, 12/5
Completions	30	Tom Brady at Tampa Bay, 10/10
Yards	411	Tom Brady at Tampa Bay, 10/10
Touchdowns	5	Tom Brady at Tampa Bay, 10/10
Completion Percentage (min. 20 att.)	75.0	Carson Wentz vs. Indianapolis, 10/3
Interceptions	3	Tyrod Taylor vs. Houston, 11/7
Longest Completion	64	Cam Newton to DJ Moore vs. Carolina, 11/28
Longest Completion for TD	62t	Tom Brady to Antonio Brown at Tampa Bay, 10/10 Joe Flacco to Elijah Moore at N.Y. Jets, 11/21
Passer Rating (min. 20 att.)	144.4	Tom Brady at Tampa Bay, 10/10

#### RECEIVING

Receptions	10	Cole Beasley at Buffalo, 10/31
Yards	163	Kyle Pitts vs. Atlanta, 10/24
Touchdowns	2	Mo Alie-Cox vs. Indianapolis, 10/3 Antonio Brown at Tampa Bay, 10/10 Mike Evans at Tampa Bay, 10/10
Longest Reception	64	DJ Moore vs. Carolina, 11/28
Longest Reception by Running Back	26	James White at New England, 9/12
Yards by Running Back	49	James White at New England, 9/12

<b>TOTAL YARDS FROM SCRIMMAGE</b>	163	Kyle Pitts vs. Atlanta, 10/24
-----------------------------------	-----	-------------------------------

#### TACKLES

Total	17	Ja’Whaun Bentley vs. New England, 1/9
Solo	11	Deion Jones vs. Atlanta, 10/24



## 2021 STATISTICS

### INTERCEPTIONS

<b>Total</b>	1	Jonathan Jones at New England, 9/12 Levi Wallace vs. Buffalo 9/19 Jamel Dean at Tampa Bay, 10/10 Nevin Lawson at Jacksonville (London), 10/17 Foyesade Oluokun vs. Atlanta, 10/24 Jaylinn Hawkins vs. Atlanta, 10/24 Jordan Poyer at Buffalo, 10/31 Eric Murray vs. Houston, 11/7 Maliek Collins vs. Houston, 11/7 Ashtyn Davis at N.Y. Jets, 11/21 Ashtyn Davis vs. N.Y. Jets, 12/19 Brandin Echols vs. N.Y. Jets, 12/19 Marshon Lattimore at New Orleans, 12/27 David Long Jr. at Tennessee, 1/2
<b>Longest Return</b>	56	Foyesade Oluokun vs. Atlanta, 10/24
<b>Longest Return for TD</b>	20	Brandin Echols vs. N.Y. Jets, 12/19

### FUMBLES

<b>Total Forced</b>	1	Taron Johnson vs. Buffalo 9/19 Dawson Knox vs. Buffalo 9/19 Solomon Thomas at Las Vegas, 9/26 Grover Stewart vs. Indianapolis, 10/3 Shaquil Barrett at Tampa Bay, 10/10 Dakota Allen at Jacksonville (London), 10/17 Jerry Hughes at Buffalo, 10/31 Kamu Grugier-Hill vs. Houston, 11/7 Jacob Martin vs. Houston, 11/7 A.J. Moore Jr. vs. Houston, 11/7 Patrick Queen vs. Baltimore, 11/11 Justin Houston vs. Baltimore, 11/11 George Fant at N.Y. Jets, 11/21 Brian Burns vs. Carolina, 11/28 Marcus Davenport at New Orleans, 12/27 Kyle Peko at Tennessee, 1/2
<b>Total Recovered</b>	1	Matt Milano vs. Buffalo 9/19 Taiwan Jones vs. Buffalo 9/19 Darius Leonard vs. Indianapolis, 10/3 Ndamukong Suh at Tampa Bay, 10/10 Micah Hyde at Buffalo, 10/31 Roy Lopez vs. Houston, 11/7 Maliek Collins vs. Houston, 11/7 Kevin Pierre-Louis vs. Houston, 11/7 Frankie Luvu vs. Carolina, 11/28 Sheldon Rankins vs. N.Y. Jets, 12/19 Elijah Molden at Tennessee, 1/2

### SACKS

<b>Total</b>	2	Greg Rousseau vs. Buffalo 9/19 Kemoko Turay vs. Indianapolis, 10/3 Cameron Jordan at New Orleans, 12/27
<b>Yards Lost</b>	18	Brian Burns vs. Carolina, 11/28





## 2021 STATISTICS

### SPECIAL TEAMS

Field Goals Made	3	Nick Folk at New England, 9/12 Daniel Carlson at Las Vegas, 9/26 Matthew Wright at Jacksonville (London), 10/17 Younghoe Koo vs. Atlanta, 10/24 Ka'imi Fairbairn vs. Houston, 11/7 Graham Gano vs. N.Y. Giants, 12/5
Field Goal Attempts	4	Graham Gano vs. N.Y. Giants, 12/5
Longest Field Goal Made	57	Tyler Bass at Buffalo, 10/31
Longest Field Goal Attempt	60	Bradley Pinion at Tampa Bay, 10/10
Punts	8	San Koch vs. Baltimore, 11/11
Longest Punt, yards	67	AJ Cole at Las Vegas, 9/26
Highest Gross Punting Average (min. 4 punts)	54.0	AJ Cole at Las Vegas, 9/26
Highest Net Punting Average (min. 4 punts)	47.3	AJ Cole at Las Vegas, 9/26
Most Punt Returns	3	Gunner Olszewski at New England, 9/12 Pharoh Cooper vs. N.Y. Giants, 12/5 Easop Winston Jr. at New Orleans, 12/27 Chester Rogers at Tennessee, 1/2
Most Punt Return Yards	33	Isaiah McKenzie vs. Buffalo 9/19
Highest Punt Return Average (min. 3 returns)	9.3	Chester Rogers at Tennessee, 1/2
Longest Punt Return	20	Isaiah McKenzie vs. Buffalo 9/19
Most Kickoff Returns	3	Jamal Agnew at Jacksonville (London), 10/17
Most Kickoff Return Yards	55	Jamal Agnew at Jacksonville (London), 10/17
Highest Kickoff Return Average (min. 3 returns)	18.3	Jamal Agnew at Jacksonville (London), 10/17
Longest Kickoff Return	31	Braxton Berrios at N.Y. Jets, 11/21

### IN 2021 MIAMI WAS...

4-5	when leading after the 1st quarter	3-5	in road games
6-2	when leading after the 2nd quarter	1-1	when playing indoors
7-0	when leading after the 3rd quarter	8-7	when playing outdoors
2-3	when behind after the 1st quarter	3-2	when playing on artificial turf
1-5	when behind after the 2nd quarter	6-6	when playing on grass
0-8	when behind after the 3rd quarter	3-2	after winning the coin toss
6-5	when Miami scores first	5-2	when scoring 21 points or more
3-3	when opponent scores first	7-0	when yielding 20 points or fewer
2-1	when tied at halftime	0-1	in overtime contests
6-3	in home games		

### DRIVE PRODUCTION

	POSS	TD	FGM	FGA	PUNT	INT	FUM	DOWNNS	TIME	SAF
DOLPHINS	186	33	23	31	75	14	9	8	12	1
OPPONENTS	193	39	31	37	75	14	11	6	11	0

### RED ZONE PRODUCTION

	POSS	TD	FGM	FGA	INT	FUM	DWNS	TIME	RZ PLAYS	RZ RUSH	RZ PASS
DOLPHINS	49	30	12	14	1	2	2	0	144	68	76
OPPONENTS	57	30	18	19	2	2	2	2	163	88	75



## 2021 STATISTICS

### TURNOVERS

GAME	TAKEAWAYS			GIVEAWAYS			DIFF	W/L
	INT	FUM	TOTAL	INT	FUM	TOTAL		
at New England	0	2	2	1	0	1	+1	W
BUFFALO	1	1	2	1	2	3	-1	L
at Las Vegas	1	0	1	0	0	0	+1	L
INDIANAPOLIS	0	1	1	0	2	2	-1	L
at Tampa Bay	0	0	0	1	1	2	-2	L
at Jacksonville (London)	0	1	1	1	0	1	0	L
ATLANTA	1	1	2	2	0	2	0	L
at Buffalo	0	0	0	1	1	2	-2	L
HOUSTON	3	1	4	2	3	5	-1	W
BALTIMORE	1	1	2	0	0	0	+2	W
at N.Y. Jets	0	1	1	1	0	1	0	W
CAROLINA	3	0	3	0	1	1	+2	W
N.Y. GIANTS	1	0	1	0	0	0	+1	W
N.Y. JETS	0	1	1	2	1	3	-2	W
at New Orleans	2	0	2	1	0	1	+1	W
at Tennessee	0	0	0	1	1	2	-2	L
NEW ENGLAND	1	2	3	0	0	0	+3	W
<b>TOTAL</b>	14	12	26	14	12	26	0	9-8

### BLOCKS

	FGs	PATs	PUNTS	TOTAL
BY DOLPHINS	0	0	1	1
BY OPPONENTS	3	0	0	3

### DOLPHINS BIG PLAYS

PASSING (25+ yards)		RUSHING (15+ yards)	
65t	T. Tagovailoa to M. Hollins at NYJ, 11/21	30	M. Gaskin vs. NYJ, 12/19
64	T. Tagovailoa to A. Wilson vs. Bal., 11/11	27	D. Johnson vs. NE, 1/9
57	T. Tagovailoa to J. Waddle vs. Car., 11/28	24t	M. Brown at LV, 9/26
52	J. Brissett to I. Ford vs. Bal., 11/11	23	T. Tagovailoa vs. NE, 1/9
45	T. Tagovailoa to J. Waddle at Ten., 1/2	20	M. Gaskin at NYJ, 11/21
42	J. Brissett to D. Parker vs. Ind, 10/3	19	M. Gaskin vs. Car., 11/28
40	T. Tagovailoa to M. Gesicki at Buf., 10/31	18	M. Gaskin vs. Buf., 9/20
40	T. Tagovailoa to M. Hollins at NO, 12/27	19	J. Brissett at LV, 9/26
37	T. Tagovailoa to D. Parker vs. NYJ, 12/19	16	M. Brown at Jax, 10/17
36	T. Tagovailoa to J. Waddle at NE, 9/12	16	M. Gaskin vs. Atl., 10/24
35	T. Tagovailoa to J. Waddle vs. Bal., 11/11	16	S. Ahmed vs. Car., 11/28
34	J. Brissett to P. Williams at TB, 10/10	16	D. Johnson at Ten., 1/2
32	T. Tagovailoa to M. Gesicki at Jax, 10/17	15	M. Gaskin at NE, 9/12
30	T. Tagovailoa to D. Parker at NE, 9/12	15	M. Gaskin at NE, 9/12
27	J. Brissett to M. Gesicki at LV, 9/26	15	M. Gaskin at LV, 9/26
27	T. Tagovailoa to M. Gesicki vs. Atl., 10/24		
27	T. Tagovailoa to I. Ford vs. NYJ, 12/19		
26	T. Tagovailoa to M. Gesicki at NYJ, 11/21		
25	J. Brissett to D. Parker vs. Ind, 10/3		
25	J. Brissett to D. Smythe at Jax, 10/17		
25	T. Tagovailoa to J. Waddle vs. Car., 11/28		
25	T. Tagovailoa to J. Waddle vs. NYG, 12/5		



## 2021 STATISTICS

### OPPONENTS BIG PLAYS

#### PASSING (25+ yards)

64	C. Newton to Dj. Moore vs. Car., 11/28
62t	T. Brady to A. Brown at TB, 10/10
62t	J. Flacco to E. Moore at NYJ, 11/21
56	I. Book to L. Humphrey at NO, 12/27
49t	M. Ryan to R. Gage vs. Atl., 10/24
41	J. Allen to S. Diggs vs. Buf., 9/19
41	C. Wentz to Z. Pascal vs. Ind., 10/3
39	M. Ryan to K. Pitts vs. Atl., 10/24
39	T. Taylor to D. Amendola vs. Hou., 11/7
39	M. Jones to J. Meyers vs. NE, 1/9
35	J. Allen to E. Sanders vs. Buf., 9/19
35	M. Jones to H. Henry vs. NE, 1/9
34	D. Carr to B. Edwards at LV, 9/26
34t	T. Brady to M. Evans at TB, 10/10
32	D. Carr to B. Edwards at LV, 9/26
32	M. Jones to H. Henry vs. NE, 1/9
30	D. Carr to Z. Jones at LV, 9/26
30	L. Jackson to R. Bateman vs. Bal., 11/11
29	T. Lawrence to J. Agnew at Jax, 10/17
29	J. Flacco to R. Griffin at NYJ, 11/21
28	C. Wentz to M. Alie-Cox vs. Ind., 10/3
28t	T. Lawrence to M. Jones at Jax, 10/17
28	M. Ryan to K. Pitts vs. Atl., 10/24
28	M. Jones to J. Meyers vs. NE, 1/9
27	I. Book to A. Kamara at N.O., 12/27
26	M. Jones to J. White at NE, 9/12
26	T. Brady to M. Evans at TB, 10/10
26	M. Ryan to K. Pitts vs. Atl., 10/24
25	M. Jones to N. Agholor at NE, 9/12
25	D. Carr to H. Renfrow at LV, 9/26
25	D. Carr to H Ruggs III at LV, 9/26
25	R. Tannehill to A. Brown at Ten., 1/2

#### RUSHING (15+ yards)

46t	D. Singletary vs. Buf., 9/19
39	Mi. Carter at NYJ, 11/21
39t	D. Hilliard at Ten., 1/2
34	J. Allen at Buf., 10/31
38	J. Taylor vs. Ind., 10/3
35	D. Harris at NE, 9/12
35	D. Foreman at Ten., 1/2
27	P. Barber at LV, 9/26
24	J. Robinson at Jax, 10/17
23t	J. Taylor vs. Ind., 10/3
23	S. Barkley vs. NYG, 12/5
21t	D. Foreman at Ten., 1/2
20	T. Coleman vs. NYJ, 12/19
19	P. Barber at LV, 9/26
19	D. Duvernay vs. Bal., 11/11
19	A. Kamara at NO, 12/27
19	B. Bolden vs. NE, 1/9
17	L. Fournette at TB, 10/10
17	G. Bernard at TB, 10/10
17	D. Booker vs. NYG, 12/5
15	J. Allen vs. Buf., 9/19
15	E. Moore at NYJ, 11/21
15	C. McCaffrey vs. Car., 11/28
15	B. Bolden vs. NE, 1/9

### DOLPHINS BIG GAMES

#### 100-YARD RUSHERS

117	D. Johnson vs. NE, 1/9
107	D. Johnson vs. NYJ, 12/19

#### 100-YARD RECEIVERS

137	J. Waddle vs. Car., 11/28
115	M. Gesicki at Jax, 10/17

#### 300-YARD PASSERS

329	T. Tagovailoa at Jax, 10/17
-----	-----------------------------

### OPPONENTS BIG GAMES

#### 100-YARD RUSHERS

132	D. Foreman at Tenn., 1/2
111	P. Barber at LV, 9/26
103	J. Taylor vs. Ind., 10/3
100	D. Harris at NE, 9/12

#### 100-YARD RECEIVERS

163	K. Pitts vs. Atl., 10/24
141	E. Moore at NYJ, 11/21
124	A. Brown at TB, 10/10
113	M. Evans at TB, 10/10
110	C. Beasley at Buf. 10/31
103	D. Moore vs. Car., 11/28
100	M. Jones at Jax, 10/17

#### 300-YARD PASSERS

411	T. Brady at TB, 10/10
386	D. Carr at LV, 9/26
336	M. Ryan vs. Atl., 10/24
319	T. Lawrence at Jax, 10/17



## 2021 STATISTICS

### GAME-BY-GAME STARTERS (OFFENSE)

GAME	WR	LT	LG	C	RG	RT	TE	WR	QB	RB	TE/WR
at NE	Waddle	Eichenberg	Kindley	Deiter	Hunt	J. Davis	Smythe	Parker	Tagovailoa	Gaskin	Long
BUF	Waddle	Jackson	Kindley	Deiter	Hunt	J. Davis	Smythe	Parker	Tagovailoa	Gaskin	Carter
at LV	Waddle	Jackson	J. Davis	Deiter	Hunt	Eichenberg	Shaheen	Parker	Brissett	Brown	Hollins
IND	Waddle	Jackson	J. Davis	Mancz	Hunt	Eichenberg	Shaheen	Parker	Brissett	Brown	Smythe
at TB	Waddle	Eichenberg	Jackson	Mancz	Hunt	J. Davis	Gesicki	P. Williams	Brissett	Gaskin	Shaheen
at Jax.	Waddle	Eichenberg	Jackson	Mancz	Hunt	J. Davis	Gesicki	Hollins	Tagovailoa	Gaskin	Smythe
ATL	Waddle	Eichenberg	Jackson	Reiter	Hunt	J. Davis	Gesicki	P. Williams	Tagovailoa	Brown	Shaheen
at Buf.	Waddle	Eichenberg	Jackson	Reiter	Hunt	J. Davis	Shaheen	Parker	Tagovailoa	Gaskin	Smythe
HOU	Waddle	Eichenberg	Jackson	Mancz	Hunt	J. Davis	Gesicki	Hollins	Brissett	Gaskin	Shaheen
BAL	Waddle	Eichenberg	Jackson	Reiter	Hunt	J. Davis	Smythe	P. Williams	Brissett	Gaskin	Wilson
at NYJ	Waddle	Eichenberg	Jackson	Reiter	Hunt	J. Davis	Gesicki	Wilson	Tagovailoa	Gaskin	Shaheen
CAR	Waddle	Eichenberg	Jackson	Reiter	Hunt	J. Davis	Gesicki	Wilson	Tagovailoa	Gaskin	Smythe
NYG	Waddle	Eichenberg	Jackson	Deiter	Hunt	J. Davis	Smythe	Wilson	Tagovailoa	Gaskin	Long
NYJ	Parker	Eichenberg	Jackson	Deiter	Hunt	J. Davis	Gesicki	Wilson	Tagovailoa	Johnson	Smythe
at NO	Waddle	Eichenberg	Jackson	Deiter	Hunt	J. Davis	Gesicki	Ford	Tagovailoa	Johnson	Smythe
at Ten.	Waddle	Eichenberg	Jackson	Deiter	Hunt	J. Davis	Smythe	Parker	Tagovailoa	Johnson	Ford
NE	Waddle	Eichenberg	Jackson	Deiter	Hunt	R. Jones	Gesicki	Parker	Tagovailoa	Johnson	Smythe

### GAME-BY-GAME STARTERS (DEFENSE)

GAME	DE/DT	NT/DT	DE	LB/DT	LB	LB/DB	LB/DB	CB	CB	S	S/CB
at NE	Ogbah	R. Davis	Wilkins	Van Ginkel	Baker	Roberts	Br. Jones	By. Jones	Howard	McCourty	Rowe
BUF	Ogbah	Butler	Wilkins	Van Ginkel	Baker	Coleman	Br. Jones	By. Jones	Howard	McCourty	Holland
at LV	Ogbah	Jenkins	Wilkins	Phillips	Baker	Roberts	Coleman	By. Jones	Howard	McCourty	Rowe
IND	Ogbah	Jenkins	Wilkins	Van Ginkel	Baker	Roberts	Scarlett	By. Jones	Howard	McCourty	Needham
at TB	Ogbah	R. Davis	Wilkins	Phillips	Baker	Roberts	Needham	By. Jones	Howard	Br. Jones	Holland
at Jax.	Ogbah	R. Davis	Wilkins	Phillips	Baker	Van Ginkel	Coleman	Igbinoghene	Needham	Br. Jones	Holland
ATL	Sieler	R. Davis	Wilkins	Van Ginkel	Baker	Roberts	Scarlett	By. Jones	Howard	Br. Jones	Holland
at Buf.	Ogbah	R. Davis	Wilkins	Phillips	Riley	Roberts	Needham	By. Jones	Howard	Br. Jones	Holland
HOU	Sieler	R. Davis	Wilkins	Van Ginkel	Baker	Roberts	Scarlett	By. Jones	Howard	Br. Jones	Holland
BAL	Sieler	R. Davis	Wilkins	Van Ginkel	Baker	Roberts	Riley	By. Jones	Howard	Br. Jones	Holland
at NYJ	Sieler	R. Davis	Wilkins	Van Ginkel	Baker	Roberts	Scarlett	By. Jones	Howard	Br. Jones	Holland
CAR	Ogbah	R. Davis	Wilkins	Sieler	Baker	Roberts	Van Ginkel	By. Jones	Howard	E. Rowe	Holland
NYG	Sieler	R. Davis	Wilkins	Van Ginkel	Baker	Roberts	Riley	By. Jones	Howard	E. Rowe	Holland
NYJ	Ogbah	R. Davis	Wilkins	Van Ginkel	Baker	Roberts	Coleman	By. Jones	Howard	Br. Jones	Needham
at NO	Ogbah	R. Davis	Wilkins	Sieler	Baker	Roberts	Van Ginkel	By. Jones	Howard	Br. Jones	Holland
at Ten.	Ogbah	R. Davis	Wilkins	Sieler	Baker	Roberts	Van Ginkel	By. Jones	Howard	Br. Jones	Holland
NE	Sieler	R. Davis	Wilkins	Phillips	Baker	Roberts	Van Ginkel	By. Jones	Howard	Br. Jones	Holland

### GAME-BY-GAME INACTIVES

at NE	T. Williams	Igbinoghene	P. Williams	Campbell	Little						
BUF	Fuller	T. Williams	N. Igbinoghene	Campbell	Little			Long			
at LV	A. Wilson	T. Williams	P. Williams	Campbell	Little						
IND	T. Williams	Igbinoghene	P. Williams	Little	Long						
at TB	T. Williams	Igbinoghene	Parker	Little	Long			Jenkins			
at Jax.	Sinnett	Parker	P. Williams	By. Jones	Howard			Little		Shaheen	
ATL	Igbinoghene	Parker	Mancz	Little	Long			Jenkins			
at Buf.	T. Williams	P. Williams	Redwine	J. Baker	Little			Long		Jenkins	
HOU	T. Williams	P. Williams	Redwine	Hodge	Little			Long		Jenkins	
BAL	Redwine	Campbell	Hodge	Little	Long						
at NYJ	Igbinoghene	Ahmed	Hodge	Long	Jenkins						
CAR	T. Williams	Br. Jones	W. Parks	Hodge	Shaheen			Jenkins			
NYG	T. Williams	Br. Jones	Lindsay	Hodge	Shaheen			Jenkins			
NYJ	T. Williams	J. Holland	Parks	Shaheen	Jenkins						
at NO	T. Williams	S. Ahmed	J. Jenkins								
at Ten	T. Williams	S. Ahmed	D. Hodge	V. Biegel	C. Tom			H. Long			
NE	P. Williams	S. Ahmed	D. Hodge	V. Biegel	H. Long						



## 2021 STATISTICS

### GAME-BY-GAME OFFENSE

	SCORE				1ST DOWNS			3RD DOWN		4TH DOWN		NET YARDS			TO	PEN	PEN YDS	TOP	
	PTS	OPP PTS	DIFF	OT	TOTAL	RUSH	PASS	PEN	CONV	ATT	CONV	ATT	TOTAL	RUSH					PASS
at NE	17	16	1	-	16	7	9	0	4	11	0	0	259	74	185	1	5	25	23:17
BUF	0	35	-35	-	13	2	9	2	8	18	0	4	216	71	145	3	9	83	31:34
at LV	28	31	-3	OT	22	5	13	4	6	18	3	4	330	133	197	0	8	68	31:13
IND	17	27	-10	-	13	2	10	1	3	11	2	2	203	35	168	2	5	32	22:51
at TB	17	45	-28	-	17	2	13	2	2	7	0	0	301	39	262	2	5	37	22:53
at Jax.	20	23	-3	-	23	4	18	1	9	17	1	2	431	77	354	1	7	55	32:40
ATL	28	30	-2	-	27	9	17	1	7	11	0	0	413	132	281	2	6	44	34:38
at Buf.	11	26	-15	-	16	4	10	2	4	14	1	1	262	68	194	2	9	58	29:13
HOU	17	9	8	-	22	4	16	2	9	16	0	0	262	47	215	5	2	13	31:44
BAL	22	10	12	-	17	4	12	1	3	13	0	0	350	60	290	0	11	97	28:11
at NYJ	24	17	7	-	20	5	13	2	8	14	0	0	388	115	273	1	8	62	33:35
CAR	33	10	23	-	22	9	11	2	6	14	2	2	315	111	204	1	5	35	37:34
NYG	20	9	11	-	19	1	17	1	6	15	0	0	297	68	229	0	3	15	30:40
NYJ	31	24	7	-	23	12	10	1	5	12	2	3	379	183	196	3	5	45	34:22
at NO	20	3	17	-	16	2	10	4	5	15	0	0	259	86	173	1	7	65	33:56
at Ten	3	34	-31	-	16	3	11	2	3	12	1	3	256	74	182	2	5	55	26:48
NE	33	24	9	-	23	12	7	4	7	15	0	1	298	195	103	0	5	33	33:36
<b>TOTALS</b>	<b>341</b>	<b>373</b>	<b>-32</b>	<b>-</b>	<b>325</b>	<b>87</b>	<b>206</b>	<b>32</b>	<b>95</b>	<b>233</b>	<b>12</b>	<b>22</b>	<b>5219</b>	<b>1568</b>	<b>3651</b>	<b>26</b>	<b>105</b>	<b>825</b>	<b>30:13</b>

### GAME-BY-GAME DEFENSE

	SCORE				1ST DOWNS			3RD DOWN		4TH DOWN		NET YARDS			TO	PEN	PEN YDS	TOP	
	PTS	OPP PTS	DIFF	OT	TOTAL	RUSH	PASS	PEN	CONV	ATT	CONV	ATT	TOTAL	RUSH					PASS
at NE	17	16	1	-	24	8	14	2	11	16	0	0	393	125	268	2	8	84	36:43
BUF	0	35	-35	-	21	10	8	3	7	13	1	1	314	143	171	2	6	53	28:26
at LV	28	31	-3	OT	28	7	18	3	8	15	0	1	497	140	357	1	8	104	38:47
IND	17	27	-10	-	20	9	9	2	6	15	1	1	349	139	210	1	8	86	37:09
at TB	17	45	-28	-	33	5	26	2	8	11	0	0	558	121	437	0	6	47	37:07
at Jax.	20	23	-3	-	21	4	14	1	3	12	2	3	396	84	312	1	8	54	27:20
ATL	28	30	-2	-	21	5	15	1	6	13	0	0	397	72	325	2	3	29	25:22
at Buf.	11	26	-15	-	24	5	15	4	6	13	0	1	351	102	249	0	9	80	30:47
HOU	17	9	8	-	14	3	11	0	6	17	1	1	272	73	199	4	8	60	28:16
BAL	22	10	12	-	23	7	12	4	2	14	0	0	304	94	210	2	4	20	31:49
at NYJ	24	17	7	-	18	5	12	1	7	14	1	1	380	102	278	1	7	48	26:25
CAR	33	10	23	-	10	5	5	0	4	14	2	3	198	64	134	3	7	61	22:26
NYG	20	9	11	-	16	6	1	0	6	16	1	1	250	91	159	1	3	23	29:20
NYJ	31	24	7	-	16	6	8	2	3	11	0	1	228	102	126	1	3	32	25:38
at NO	20	3	17	-	10	3	5	2	0	12	1	3	164	83	81	2	7	62	26:04
at Ten	3	34	-31	-	17	7	7	3	7	15	1	1	308	198	110	0	6	70	33:12
NE	33	24	9	-	21	11	8	2	5	10	0	0	379	134	245	3	8	78	26:24
<b>TOTALS</b>	<b>341</b>	<b>373</b>	<b>-32</b>	<b>-</b>	<b>337</b>	<b>106</b>	<b>119</b>	<b>32</b>	<b>95</b>	<b>231</b>	<b>11</b>	<b>18</b>	<b>5738</b>	<b>1867</b>	<b>3871</b>	<b>26</b>	<b>109</b>	<b>991</b>	<b>29:47</b>





## 2021 STATISTICS

### GAME-BY-GAME RUSHING

(CARRIES-YARDS GAINED-LONGEST-TOUCHDOWNS)

	GASKIN	JOHNSON	AHMED	TAGO/ALO	BROWN	LINDSAY	BRISSETT	WILSON	WADDLE
at NE	9-49-15-0	NOR	3-4-8-0	4-1-3-1	5-16-5-0	NOR	2-4-2-0	0-0-0-0	0-0-0-0
BUF	5-25-18-0	NOR	6-17-8-0	0-0-0-0	5-21-12-0	NOR	4-8-6-0	0-0-0-0	0-0-0-0
at LV	13-65-15-0	NOR	0-0-0-0	IR	7-31-24-1	NOR	7-37-19-1	INA	0-0-0-0
IND	2-3-3-0	NOR	3-1-4-0	IR	8-23-4-0	NOR	3-8-6-0	0-0-0-0	0-0-0-0
at TB	5-25-13-0	NOR	2-5-4-0	IR	0-0-0-0	NOR	0-0-0-0	0-0-0-0	1-2-2-0
at Jax.	5-9-4-0	NOR	7-22-5-0	3-22-8-0	5-24-16-0	NOR	0-0-0-0	0-0-0-0	0-0-0-0
ATL	15-67-16-0	NOR	7-26-7-0	4-29-9-0	3-10-4-0	NOR	DNP	0-0-0-0	0-0-0-0
at Buf.	12-36-7-0	NOR	7-22-12-0	4-10-6-1	IR	NOR	DNP	0-0-0-0	0-0-0-0
HOU	20-34-6-1	PS	4-6-2-0	DNP	IR	NOR	1-7-7-0	0-0-0-0	0-0-0-0
BAL	14-31-11-0	PS	2-6-4-0	3-0-1-1	IR	NOR	1-4-4-0	2-19-14-0	0-0-0-0
at NYJ	23-89-20-0	4-18-6-0	INA	3-6-7-0	IR	NOR	DNP	1-(-3)-(-3)-0	1-1-1-1
CAR	16-49-8-2	PS	5-17-16-0	4-0-2-0	IR	12-42-9-0	DNP	0-0-0-0	0-0-0-0
NYG	15-44-6-0	PS	8-23-11-0	2-1-2-0	IR	INA	DNP	0-0-0-0	0-0-0-0
NYJ	10-54-30-0	22-107-12-2	DNP	7-19-9-0	IR	COVID-IR	1-2-2-0	1-1-1-0	COVID-IR
at NO	3-10-5-0	13-39-10-0	INA	1-1-1-0	IR	13-36-6-0	0-0-0-0	COVID-IR	0-0-0-0
at Ten	5-23-8-0	7-49-16-0	INA	2-1-1-0	IR	2-1-1-0	0-0-0-0	DNP	0-0-0-0
NE	1-(-1)-(-1)-0	25-117-27-1	INA	5-38-23-0	IR	11-40-7-0	DNP	0-0-0-0	0-0-0-0

**OTHERS:** FEJEDELEM: 1-0-0-0 vs. NYJ (12/19). LAIRD: 1-4-4-0 at NYJ (11/21). PALARDY: 1-1-1-0 vs. New England (1/9). SMYTHE: 2-3-2-0 vs. Carolina (11/28). P. WILLIAMS: 1-7-7-0 at Tampa Bay (10/10).

### GAME-BY-GAME RECEIVING

(RECEPTIONS-YARDS GAINED-LONGEST-TOUCHDOWNS)

	WADDLE	GESICKI	GASKIN	PARKER	SMYTHE	WILSON	HOLLINS	FORD	AHMED
at NE	4-61-36-1	0-0-0-0	5-27-12-0	4-81-30-0	1-9-9-0	0-0-0-0	0-0-0-0	PS	2-24-18-0
BUF	6-48-14-0	3-41-18-0	4-21-11-0	5-42-16-0	0-0-0-0	4-20-6-0	0-0-0-0	PS	0-0-0-0
at LV	12-58-9-0	10-86-27-0	3-9-4-0	4-42-15-0	0-0-0-0	INACTIVE	0-0-0-0	PS	0-0-0-0
IND	3-33-18-0	5-57-22-1	0-0-0-0	4-77-42-1	2-6-4-0	1-11-11-0	0-0-0-0	PS	2-12-8-0
at TB	2-31-21-0	4-43-23-0	10-74-24-2	INA	2-23-21-0	0-0-0-0	1-10-10-0	1-3-3-0	2-16-11-0
at Jax.	10-70-14-2	8-115-32-0	2-5-5-0	INA	5-59-25-0	2-14-12-0	4-61-20-0	0-0-0-0	1-15-15-0
ATL	7-83-19-0	7-85-27-1	4-10-7-1	INA	3-37-18-0	0-0-0-0	2-13-9-1	1-10-10-1	2-26-17-0
at Buf.	4-29-12-0	3-48-40-0	3-19-22-0	8-85-23-0	0-0-0-0	0-0-0-0	0-0-0-0	0-0-0-0	1-6-6-0
HOU	8-83-17-0	4-54-18-0	6-23-6-0	IR	2-27-21-0	1-11-11-0	3-22-10-1	0-0-0-0	0-0-0-0
BAL	4-61-35-0	0-0-0-0	1-14-14-0	IR	1-23-23-0	4-87-64-0	0-0-0-0	4-84-52-0	1-9-9-0
at NYJ	8-65-15-0	5-50-26-0	3-7-5-1	IR	4-37-18-0	3-18-9-0	2-72-65-1	0-0-0-0	INA
CAR	9-137-57-1	3-17-7-0	2-3-5-0	IR	5-32-11-0	5-17-6-0	0-0-0-0	1-11-11-0	1-9-9-0
NYG	9-90-25-0	7-46-17-0	2-5-3-0	5-62-17-0	0-0-0-0	4-26-13-0	1-5-5-1	1-2-2-1	0-0-0-0
NYJ	COVID-IR	5-43-20-0	0-0-0-0	4-68-37-1	1-4-4-0	1-9-9-0	0-0-0-0	3-51-27-0	DNP
at NO	10-92-24-1	3-22-12-0	1-6-6-0	0-0-0-0	3-31-13-0	COVID-IR	1-40-40-0	0-0-0-0	INA
at Ten	3-47-45-0	4-51-15-0	0-0-0-0	4-46-20-0	3-37-21-0	DNP	0-0-0-0	1-0-0-0	0-0-0-0
NE	5-27-9-1	2-22-13-0	3-11-7-0	2-12-9-0	2-32-17-0	0-0-0-0	0-0-0-0	0-0-0-0	INA

**OTHERS:** BROWN: 1-4-4-0 vs. Indianapolis (10/3), 1-7-7-0 at Jacksonville (10/17), 1-(-1)-(-1)-0 vs. Atlanta (10/24). CARTER: 1-8-8-0 vs. Buffalo (9/19), 1-8-8-0 at Jacksonville (10/17). FULLER: 3-20-10-0 at Las Vegas (9/26), 1-6-6-0 vs. Buffalo (9/19). GRANT: 1-0-0-0 vs. Buffalo (9/19), 1-(-7)-(-7)-0 vs. Indianapolis (10/3). JOHNSON: 1-20-20-0 vs. N.Y. Jets (12/19), 2-16-10-0 at Tennessee (1/2), 1-5-5-0 vs. New England (1/9). LAIRD: 1-1-10-0 at Buffalo (10/31), 1-2-2-0 vs. Baltimore (11/11), 1-5-5-0 at N.Y. Jets (11/21). LINDSAY: 1-8-8-0 at Tennessee (1/2). LEWIS: 1-7-7-0 at New Orleans (12/27). LONG: 1-8-8-0 vs. N.Y. Giants (12/5). MERRITT: 1-13-13-0 vs. Houston (11/7). SHAHEEN: 2-15-10-0 at Tampa Bay (10/10), 4-23-7-0 vs. Atlanta (10/24), 1-8-8-0 at Buffalo (10/31), 1-11-11-0 vs. Houston, 3-34-21-0 vs. Baltimore (11/11), 1-19-19-0 at N.Y. Jets (11/21). WILKINS: 1-1-1-1 vs. N.Y. Jets (12/19). WILLIAMS: 1-2-2-0 vs. Buffalo (9/19), 3-60-34-0 at Tampa Bay (10/10), 1-5-5-0 vs. Atlanta (10/24), 1-4-4-0 vs. Carolina (11/28).



## GAME-BY-GAME PASSING

	TUA TAGOVAILOA								
	ATT	COM	YDS	PCT	TD	INT	LG	SKD/YDS	RATING
at NE	27	16	202	59.3	1	1	36	2/17	79.6
BUF	4	1	13	25	0	0	13	2/13	40.6
at LV	INJURED RESERVE								
IND	INJURED RESERVE								
at TB	INJURED RESERVE								
at Jax.	47	33	329	70.2	2	1	32	0/0	95.1
ATL	40	32	291	80.0	4	2	27	1/10	109.5
at Buf.	39	21	205	53.8	0	1	40	2/11	58.2
HOU	DID NOT PLAY								
BAL	13	8	158	61.5	0	0	64	1/6	104.0
at NYJ	33	27	273	81.8	2	1	65t	0/0	108.7
CAR	31	27	230	87.1	1	0	57	2/26	108.3
NYG	41	30	244	73.2	2	0	25	2/15	104.1
NYJ	27	16	196	59.3	2	2	37	1/0	75.5
at NO	26	19	198	73.1	1	1	40	2/25	91.5
at Ten	38	18	205	47.4	0	1	45	4/23	53.1
NE	22	15	109	68.2	1	0	17	1/6	94.7

	JACOBY BRISSETT								
	ATT	COM	YDS	PCT	TD	INT	LG	SKD/YDS	RATING
at NE	-	-	-	-	-	-	-	-	-
BUF	40	24	169	60	0	1	18	4/24	59.3
at LV	49	32	215	65.3	0	0	27	2/18	74.8
IND	30	20	199	66.7	2	0	42	3/31	107.5
at TB	39	27	275	69.2	2	1	34	3/13	95.6
at Jax.	1	1	25	100.0	0	0	25	0/0	118.8
ATL	DID NOT PLAY								
at Buf.	DID NOT PLAY								
HOU	43	26	244	60.5	1	2	21	4/29	64.5
BAL	11	23	156	47.8	0	0	52	2/17	70.2
at NYJ	DID NOT PLAY								
CAR	DID NOT PLAY								
NYG	DID NOT PLAY								
NYJ	-	-	-	-	-	-	-	-	-
at NO	0	0	0	0.0	0	0	0	1/0	0.0
at Ten	0	0	0	0.0	0	0	0	0/0	0.0
NE	DID NOT PLAY								

**OTHERS:** GESICKI: 1-0-0, 0.0, 0, 0, 0, 0/0, 39.6 at Tennessee (1/23). WILSON: 1-0-0, 0.0, 0, 0, 0, 0/0, 39.6 at N.Y. Jets (11/21).





## THE LAST TIME IT HAPPENED

THE LAST TIME (TEAM)		
BY DOLPHINS		BY OPPONENT
38-35, vs. Cincinnati, 12/22/19	WON IN OVERTIME	28-31 at Las Vegas, 9/26/21
26-25, at Las Vegas, 12/26/20	WON BY SCORING IN THE LAST 2 MINUTES	28-30, vs. Atlanta, 10/24/21
28-31 at Las Vegas, 9/26/21	TIED BY SCORING IN THE LAST 2 MINUTES	38-35, vs. Cincinnati, 12/22/19
24-0, vs. N.Y. Jets, 10/18/20	SHUTOUT AN OPPONENT	0-35, vs. Buffalo, 9/19/21
33-10, vs. Carolina, 11/28/21	WON BY 20+ POINTS	3-34, at Tennessee, 1/3/22
24-23, vs. Buffalo, 12/4/05	WON AFTER TRAILING BY 20+ POINTS	34-46, vs. New Orleans, 10/25/09
38-10, at Tennessee, 10/18/15	HELD A 28+ POINT LEAD	3-34, at Tennessee, 1/3/22
33-10, vs. Carolina, 11/28/21	HELD A 21+ POINT LEAD	3-34, at Tennessee, 1/3/22
21 (second quarter), vs. L.A. Rams, 11/1/20	SCORED 20+ POINTS IN A QUARTER	21 (4th quarter), at Tampa Bay, 10/10/21
21 (second half), vs. N.Y. Jets, 12/19/21	SCORED 20+ POINTS IN A HALF	23 (second half), at Buffalo, 10/31/21
20-3, at New Orleans, 12/27/21	HELD OPPONENT WITHOUT A TD	3-34, at Tennessee, 1/3/22
2 offense, 2 defense vs. New England, 1/9/22	SCORED TD ON OFFENSE AND DEFENSE	2 offense and 1 defense, vs. N.Y. Jets, 12/19/21
2 offense, 1 defense & 1 special teams, vs. L.A. Rams, 11/1/20	SCORED TD ON OFFENSE, DEFENSE & SPECIAL TEAMS	6 offense, 1 defense & 1 special teams, at Buffalo, 1/3/21
vs. N.Y. Jets, 11/3/19	SCORED SAFETY	at Las Vegas, 9/26/21

THE LAST TIME (OFFENSE)		
BY DOLPHINS		BY OPPONENT
Has never happened	600+ NET YARDS OF OFFENSE	643, vs. Baltimore, 9/8/19
502, vs. Cincinnati, 12/22/19	500+ NET YARDS OF OFFENSE	558, at Tampa Bay, 10/10/21
413, vs. Atlanta, 10/24/21	400+ NET YARDS OF OFFENSE	558, at Tampa Bay, 10/10/21
315, vs. Baltimore, 11/11/73	300+ NET RUSHING YARDS	305, at Pittsburgh, 12/18/88
250, vs. New England, 12/20/20	200+ NET RUSHING YARDS	217, at New England, 9/13/20
206, Jay Ajayi, at Buffalo, 12/24/16	200-YARD RUSHING GAME	203, Rueben Mayes, vs. New Orleans, 12/7/86
206, Jay Ajayi, at Buffalo, 12/24/16	150-YARD RUSHING GAME	158, Kerryon Johnson vs. Detroit, 10/21/18
117, Duke Johnson, vs. New England, 1/9/22	100-YARD RUSHING GAME	132, D'Onta Foreman, at Tennessee, 1/3/22
Mercury Morris (125) and Don Nottingham (102), at Green Bay, 10/5/75	TWO 100-YARD RUSHERS	Ezekiel Elliott (125) and Tony Pollard (103), at Dallas, 9/22/19
Kenyan Drake, 120, vs. Denver, 12/3/17, 114, vs. New England, 12/11/17	CONSECUTIVE 100-YARD RUSHING GAMES	Payton Barber, 111, at Las Vegas, 9/26/21 Jonathan Taylor, 103, vs. Indianapolis, 10/3/21
Salvon Ahmed (122) and Matt Breida (86), vs. New England, 12/20/20	COMBINED 200-YARDS RUSHING BY 2 PLAYERS	Ezekiel Elliott (125) and Tony Pollard (103), at Dallas, 9/22/19
32, Jay Ajayi, at Buffalo, 12/24/16	30+ CARRIES	32, Knile Davis, vs. Kansas City, 9/21/14



## THE LAST TIME IT HAPPENED

THE LAST TIME (OFFENSE)		
BY DOLPHINS		BY OPPONENT
25, Duke Johnson, vs. New England, 1/9/22	25+ CARRIES	26, D'Onta Foreman, at Tennessee, 1/3/22
85t, Lamar Miller, vs. Houston, 10/25/15	80+ YARD RUSHING PLAY	Has never happened
75t, Kalen Ballage, at Minnesota, 12/16/18	60+ YARD RUSHING PLAY	60, Anthony Levine, vs. Baltimore, 9/8/19
75t, Kalen Ballage, at Minnesota, 12/16/18	40+ YARD RUSHING PLAY	46t, Devin Singletary vs. Buffalo, 9/19/21
2, Duke Johnson, vs. N.Y. Jets, 12/19/21	2+ RUSHING TOUCHDOWNS	2, Zach Moss, vs. Buffalo, 9/19/21
406, vs. Cincinnati, 12/22/19	400+ NET PASSING YARDS (TEAM)	437, at Tampa Bay, 10/10/21
354, at Jacksonville (London), 10/17/21	300+ NET PASSING YARDS (TEAM)	325, vs. Atlanta, 10/24/21
58, Tua Tagovailoa, at Buffalo, 1/3/21	50+ PASS ATTEMPTS	61, Jared Goff, vs. L.A. Rams, 11/1/20
41, Tua Tagovailoa, vs. N.Y. Giants, 12/5/21	40+ PASS ATTEMPTS	44, Mike Glennon, vs. N.Y. Giants, 12/5/21
30, Tua Tagovailoa, vs. N.Y. Giants, 12/5/21	30+ COMPLETIONS	30, Tom Brady, at Tampa Bay, 10/10/21
30, Tua Tagovailoa, vs. N.Y. Giants, 12/5/21	25+ COMPLETIONS	26, Lamar Jackson, 11/11/21
at N.Y. Jets, 11/21/21	NO SACKS ALLOWED	at Buffalo, 10/31/21
Has never happened	PERFECT PASSER RATING (158.3) (MIN. 20 ATTEMPTS)	158.3, Lamar Jackson, vs. Baltimore, 9/15/19
329, Tua Tagovailoa, at Jacksonville (London), 10/17/21	300+ YARD PASSER	336, Matt Ryan, vs. Atlanta, 10/24/21
Ryan Fitzpatrick, 315, vs. Seattle, 10/4/20 and 350, at San Francisco, 10/11/20	CONSECUTIVE 300+ YARD PASSING GAMES	Tom Brady, 411, at Tampa Bay, 10/10/21, Trevor Lawrence, 319, at Jacksonville (London), 10/17/21 and Matt Ryan, 336, vs. Atlanta, 10/24/21
4, Tua Tagovailoa, vs. Atlanta, 10/24/21	4+ TD PASSES	5, Tom Brady, at Tampa Bay, 10/10/21
4, Tua Tagovailoa, vs. Atlanta, 10/24/21	3+ TD PASSES	5, Tom Brady, at Tampa Bay, 10/10/21
15, Chris Chambers, vs. Buffalo, 12/4/05	15+ RECEPTIONS	15, Isaac Bruce, at St. Louis, 12/24/95
10, Jaylen Waddle, at New Orleans, 12/27/21	10+ RECEPTIONS	10, Cole Beasley, at Buffalo, 10/31/21
253, Brian Hartline, at Arizona, 9/30/12	200-YARD RECEIVER	221, Eric Decker, vs. N.Y. Jets, 12/28/14
159, DeVante Parker, vs. Philadelphia, 12/1/19	150-YARD RECEIVER	163, Kyle Pitts, vs. Atlanta, 10/24/21
137, Jaylen Waddle, vs. Carolina, 11/28/21	100-YARD RECEIVER	103, DJ Moore, vs. Carolina, 11/28/21
Jarvis Landry (137) and DeVante Parker (106) at New England, 9/18/16	TWO 100-YARD RECEIVERS IN SAME GAME	Antonio Brown (124) and Mike Evans (113), at Tampa Bay, 10/10/21
DeVante Parker, 111, vs. Cincinnati, 12/22/19 and 137, at New England, 12/29/19	CONSECUTIVE 100-YARD RECEIVING GAMES	Elijah Moore, 141, at N. Y. Jets, 11/21/21 and DJ Moore, 103, vs. Carolina, 11/28/21
Jaylen Waddle, 119 (first half), vs. Carolina, 11/28/21	100 YARDS RECEIVING IN A HALF	Gabriel Davis, 107 (second half), at Buffalo, 1/3/21
Has never happened	90+ YARD PASSING PLAY	99t, Tom Brady to Wes Welker, vs. New England, 9/12/11
80, Ryan Tannehill to Brian Hartline, at Arizona, 9/30/12	80+ YARD PASSING PLAY	85t, Derek Carr to Nelson Agholor, at Las Vegas, 12/26/20
64t, Tua Tagovailoa to Mack Hollins, at N.Y. Jets, 11/21/21	60+ YARD PASSING PLAY	64, Cam Newton to DJ Moore, vs. Carolina, 11/28/21





## THE LAST TIME IT HAPPENED

THE LAST TIME (OFFENSE)		
BY DOLPHINS		BY OPPONENT
57, Tua Tagovailoa to Jaylen Waddle, vs. Carolina, 11/28/21	50+ YARD PASSING PLAY	56, Ian Book to Lil'Jordan Humphrey, at New Orleans, 12/27/21
45, Tua Tagovailoa to Jaylen Waddle, at Tennessee, 1/3/22	40+ YARD PASSING PLAY	56, Ian Book to Lil'Jordan Humphrey, at New Orleans, 12/27/21
3, Lamar Thomas, vs. Denver, 12/21/98	3+ TD RECEPTIONS	3, Danny Woodhead, at San Diego, 12/20/15
2, Jaylen Waddle, at Jacksonville (London), 10/17/21	2+ TD RECEPTIONS	2, Antonio Brown, at Tampa Bay, 10/10/21 2, Mike Evans, at Tampa Bay, 10/10/21
Myles Gaskin (25 rushing and 74 receiving), at Tampa Bay, 10/10/21	LED TEAM IN RUSHING & RECEIVING IN SAME GAME	James Robinson (46 rushing and 83 receiving), at Jacksonville, 9/24/20
Frank Gore (101 rushing) and Albert Wilson (155 receiving) vs. Chicago, 10/14/18	100-YARD RUSHER & 100-YARD RECEIVER IN SAME GAME	Kyler Murray (106 rushing) and Christian Kirk (123 receiving) at Arizona, 11/8/20
Brock Osweiler (380 passing), Frank Gore (101 rushing) and Albert Wilson (155 receiving) vs. Chicago, 10/14/18	100-YARD RUSHER, 100-YARD RECEIVER & 300-YARD PASSER IN SAME GAME	Baker Mayfield (327 passing), Nick Chubb (106 rushing) and Jarvis Landry (148 receiving) at Cleveland, 11/24/19
Kenyan Drake (1 rushing, 1 receiving), at Indianapolis, 11/25/18	1+ RUSHING TD & 1+ RECEIVING TD IN SAME GAME	Tyreek Hill (1 rushing, 1 receiving), vs. Kansas City, 12/13/20
Tua Tagovailoa (1 passing, 1 rushing), at New England, 9/12/21	1+ PASSING TD & 1+ RUSHING TD IN SAME GAME	Josh Allen (2 passing, 1 rushing), at Buffalo, 10/31/21
vs. New England, 1/9/22	NO TURNOVERS	at Tennessee, 1/2/22
vs. New England, 1/9/22	TD SCORED ON FIRST DRIVE	vs. N.Y. Jets, 12/19/21
T. Tagovailoa to M. Gesicki, at Buffalo, 10/31/21	SUCCESSFUL 2-POINT CONVERSION	Andy Dalton to Tyler Eifert, vs. Cincinnati, 12/22/19 and Andy Dalton run, vs. Cincinnati, 12/22/19
vs. Baltimore, 11/11/21	FAILED 2-POINT CONVERSION	at Buffalo, 10/31/21

THE LAST TIME (DEFENSE)		
BY DOLPHINS		BY OPPONENT
76, vs. Buffalo, 10/21/73	HELD OPPONENT UNDER 100 YARDS OF TOTAL OFFENSE	88, at New England, 10/12/80
118, vs. Buffalo, 9/21/03	HELD OPPONENT UNDER 150 YARDS OF TOTAL OFFENSE	145, vs. L.A. Rams, 11/1/20
164, at New Orleans, 12/27/21	HELD OPPONENT UNDER 200 YARDS OF TOTAL OFFENSE	145, vs. L.A. Rams, 11/1/20
164, at New Orleans, 12/27/21	HELD OPPONENT UNDER 300 YARDS OF TOTAL OFFENSE	298, at New England, 9/12/21
25, vs. New England, 12/11/17	HELD OPPONENT UNDER 30 YARDS RUSHING	23, vs. Buffalo, 11/17/19
40, vs. Cincinnati, 12/6/20	HELD OPPONENT UNDER 50 YARDS RUSHING	47, vs. Houston, 11/7/21
64, vs. Carolina, 11/28/21	HELD OPPONENT UNDER 75 YARDS RUSHING	74, at Tennessee, 1/3/22



## THE LAST TIME IT HAPPENED

### THE LAST TIME (DEFENSE)

BY DOLPHINS		BY OPPONENT
83, at New Orleans, 12/27/21	HELD OPPONENT UNDER 100 YARDS RUSHING	74, at Tennessee, 1/3/22
81, at New Orleans, 12/27/21	HELD OPPONENT UNDER 100 YARDS NET PASSING	90, vs. L.A. Rams, 11/1/20
110, at Tennessee, 1/2/22	HELD OPPONENT UNDER 150 YARDS NET PASSING	103, at New England, 9/12/21
Louis Delmas (81) and Brent Grimes (22), at Jacksonville, 10/26/14	2+ INTERCEPTION RETURNS FOR TOUCHDOWNS BY TEAM IN SAME GAME	Stephon Gilmore (54) and Jamie Collins Sr. (69), vs. New England, 9/15/19
37t, Xavien Howard, vs. New England, 1/9/22	INTERCEPTION RETURN FOR A TD	20t, Brandin Echols, vs. N.Y. Jets, 12/19/21
3, Sam Madison, vs. Tennessee, 11/7/99	3+ INTERCEPTIONS	3, Nate Clements, at Buffalo, 10/20/02
2, Xavien Howard, vs. Buffalo, 12/2/18	2+ INTERCEPTIONS	2, Dean Marlowe, at Buffalo, 1/3/21
8, at New Orleans, 12/27/21	7+ SACKS BY TEAM	7, vs. Buffalo, 11/17/19
8, at New Orleans, 12/27/21	6+ SACKS BY TEAM	6, vs. Buffalo, 9/19/21
8, at New Orleans, 12/27/21	5+ SACKS BY TEAM	6, vs. Buffalo, 9/19/21
4, Cameron Wake, at Tennessee, 10/18/15	4+ SACKS	Has never happened
3, Jaelan Phillips, vs. Carolina, 11/28/21	3+ SACKS	3.5, Elvis Dumervil, vs. Baltimore, 12/7/14
2, Emmanuel Ogbah, at New Orleans, 12/27/21	2+ SACKS	2, Cameron Jordan, at New Orleans, 12/27/21
0t, Sam Eguavoen, vs. New England, 1/9/22	FUMBLE RECOVERED FOR TOUCHDOWN	19t, Sam Hubbard, at Cincinnati, 10/7/18

### THE LAST TIME (SPECIAL TEAMS)

BY DOLPHINS		BY OPPONENT
101t, Jakeem Grant, vs. Buffalo, 11/17/19	KICKOFF RETURN FOR A TD	45t, Micah Hyde at Buffalo, 10/20/19
94t, Mercury Morris, at New England, 12/5/71	KICKOFF RETURN FOR A TD ON OPENING KICKOFF	101t, Jacoby Ford, at Oakland, 11/28/10
101t, Jakeem Grant, vs. Buffalo, 11/17/19	50+ YARD KICKOFF RETURN	78, Vyncint Smith, vs. N.Y. Jets, 11/3/19
88t, Jakeem Grant, vs. L.A. Rams, 11/1/20	PUNT RETURN FOR A TD	84t, Isaiah McKenzie, at Buffalo, 1/3/21
88t, Jakeem Grant, vs. L.A. Rams, 11/1/20	50+ YARD PUNT RETURN	84t, Isaiah McKenzie, at Buffalo, 1/3/21
Justin Coleman, vs. Carolina, 11/28/21	BLOCKED PUNT RECOVERED FOR A TD	Chris Burkett, vs. N.Y. Jets, 9/29/91
Duke Riley, vs. Carolina, 11/28/21	BLOCKED PUNT	Albert McClellan, vs. New England, 12/9/18
Walt Aikens return of blocked PAT, vs. Arizona, 12/11/16	DEFENSIVE 2-POINT CONVERSION ON PAT	Has never happened
Jordan Phillips, vs. Arizona, 12/11/16	BLOCKED PAT	Donald Penn, vs. Tampa Bay, 11/15/09
Jason Sanders, vs. Carolina, 11/28/21	MISSED (NOT BLOCKED) PAT	Daniel Carlson, at Las Vegas, 9/26/21
Vincent Taylor, at Cincinnati, 10/7/18	BLOCKED FIELD GOAL	Adetokunbo Ogundeji, vs. Atlanta, 10/24/21
47t, Curtis Johnson, vs. Green Bay, 12/19/71	BLOCKED FIELD GOAL RETURNED FOR TD	62t, Kyle Arrington, vs. New England, 12/14/14
8, Jason Sanders, at N.Y. Jets, 12/8/19	6+ FIELD GOALS ATTEMPTED	6, Harrison Butker, at Kansas City, 12/24/17



## THE LAST TIME IT HAPPENED

THE LAST TIME (SPECIAL TEAMS)		
BY DOLPHINS		BY OPPONENT
5, Jason Sanders, at San Francisco, 10/11/20	5+ FIELD GOALS ATTEMPTED	6, Harrison Butker, at Kansas City, 12/24/17
4, Jason Sanders, at Las Vegas, 12/26/20	4+ FIELD GOALS ATTEMPTED	4, Graham Gano, vs. N.Y. Giants, 12/5/21
3, Jason Sanders, at New Orleans, 12/27/21	3+ FIELD GOALS ATTEMPTED	4, Graham Gano, vs. N.Y. Giants, 12/5/21
7, Jason Sanders, at N.Y. Jets, 12/8/19	6+ FIELD GOALS MADE	Never happened
5, Jason Sanders, vs. Seattle, 10/4/20	5+ FIELD GOALS MADE	5, Harris Butker, at Kansas City, 12/24/17
4, Jason Sanders, at Las Vegas, 12/26/20	4+ FIELD GOALS MADE	4, Daniel Carlson, at Las Vegas, 12/26/20
3, Jason Sanders, vs. Baltimore, 11/11/21	3+ FIELD GOALS MADE	3, Graham Gano, vs. N.Y. Giants, 12/5/21
vs. Buffalo, 11/17/19	SUCCESSFUL ONSIDE KICK	vs. Cincinnati, 12/22/19
at Buffalo, 1/3/21	FAILED ONSIDE KICK ATTEMPT	at N.Y. Jets, 12/8/19





# GAME SUMMARIES



# 2021 GAME RECAPS

## WEEK 1

SEPT. 12, 2021 | FOXBORO, MASS.  
GILLETTE STADIUM  
ATTENDANCE: 65,878 | TV: CBS

<b>MIAMI 17</b>	<b>NEW ENGLAND 16</b>
-----------------	-----------------------

SCORING SUMMARY					
	1	2	3	4	F
Miami	7	3	7	0	17
New England	0	10	3	3	16

The Miami Dolphins came into Foxboro and pulled out a thrilling 17-16 win over their AFC East rival New England Patriots in the 2021 season opener. This was the Dolphins' first season opening victory since 2018 and they now lead the all-time series against the Patriots, 58-54.

The Dolphins started fast on their opening drive going the length of the field on 10 plays for 80-yards, capped off by a three-yard touchdown run by quarterback Tua Tagovailoa.

New England answered with 10 points before kicker Jason Sanders connected on a 48-yard field goal in the closing seconds of the half to tie things up 10-10.

The Dolphins continued their fast start on opening drives in the second half with rookie wide receiver Jaylen Waddle catching his first NFL touchdown on a three-yard pass from Tagovailoa, pushing the Dolphins lead to 17-10. Waddle ended his first career game with four catches for 61 yards and the one score.

After two made field goals by the Patriots, the Dolphins red zone defense came up big with a forced fumble and recovery by cornerback Xavier Howard to preserve the victory.

Offensively, Tagovailoa went 16-of-27 passing for 202 yards with two total touchdowns (one passing and one rushing) and one interception. wide receiver DeVante Parker led all receivers with four catches for 81 yards.

Defensively, Miami forced two turnovers, extending their turnover streak to 23 games – the longest active streak in the NFL. Linebacker Jerome Baker led all players with 12 total tackles (eight solo).

SCORING DRIVES						
TEAM	QTR	TIME	PLAY (EXTRA POINT)	(DRIVE INFO)	MIA	NE
Dolphins	1	5:29	T.Tagovailoa 3 yd. run	(J.Sanders kick) (10-80, 5:05)	7	0
Patriots	2	10:17	N.Folk 27 yd. Field Goal	(14-65, 6:56)	7	3
Patriots	2	2:30	N.Agholor 7 yd. pass from M.Jones	(N.Folk kick) (7-63, 3:36)	7	10
Dolphins	2	0:00	J.Sanders 48 yd. Field Goal	(8-45, 2:30)	10	10
Dolphins	3	10:51	J.Waddle 3 yd. pass from T.Tagovailoa	(J.Sanders kick) (9-75, 4:09)	17	10
Patriots	3	2:50	N.Folk 42 yd. Field Goal	(14-67, 8:01)	17	13
Patriots	4	10:36	N.Folk 33 yd. Field Goal	(14-57, 5:37)	17	16

## GAME STATISTICS

### RUSHING (Att-Yds-TD):

Miami: M. Gaskin 9-49, M. Brown 5-16, S. Ahmed 3-4, J. Brissett 2-4, T. Tagovailoa 4-1-1.  
New England: D. Harris 23-100, J. White 4-12, J. Smith 1-6, B. Bolden 1-5, R. Stevenson 1-2.

### PASSING (A-C-Y-TD-I):

Miami: T. Tagovailoa 27-16-202-1-1.  
New England: M. Jones 39-29-281-1-0.

### RECEIVING (Rec-Yds-TD):

Miami: M. Gaskin 5-27, D. Parker 4-81, J. Waddle 4-61-1, S. Ahmed 2-24, D. Smythe 1-9.  
New England: J. White 6-49, J. Meyers 6-44, N. Agholor 5-72-1, J. Smith 5-42, H. Henry 3-31, D. Harris 2-17, K. Bourne 1-17, R. Stevenson 1-9.

### SACKS (Sk-Yds):

Miami: Team 1-13.  
New England: K. Van Noy 1-10, J. Uche 1-7.

### INTERCEPTIONS (Int-Yds):

Miami: None.  
New England: J. Jones 1-0.

### FORCED FUMBLES:

Miami: X. Howard 1, By. Jones 1, E. Rowe 1.  
New England: None.

### FUMBLE RECOVERIES (No-Yds):

Miami: X. Howard 1-0, Z. Sieler 1-0.  
New England: None.

TEAM STATS	MIA	NE
<b>TOTAL FIRST DOWNS</b>	<b>16</b>	<b>24</b>
By Rushing	7	8
By Passing	9	14
By Penalty	0	2
<b>THIRD DOWN EFFICIENCY</b>	<b>4-11-36.4%</b>	<b>11-16-68.8%</b>
<b>FOURTH DOWN EFFICIENCY</b>	<b>0-0-0.0%</b>	<b>0-0-0.0%</b>
<b>TOTAL NET YARDS</b>	<b>259</b>	<b>393</b>
Total Offensive Plays	52	70
Average gain per offensive play	5.0	5.6
<b>NET YARDS RUSHING</b>	<b>74</b>	<b>125</b>
Total Rushing Plays	23	30
Average gain per rushing play	3.2	4.2
<b>NET YARDS PASSING</b>	<b>185</b>	<b>268</b>
Sacks-Yards	2-17	1-13
Gross yards passing	202	281
<b>ATTEMPTS-COMPLETIONS-INTS</b>	<b>27-16-1</b>	<b>39-29-0</b>
Avg. gain per pass play	6.4	6.7
<b>PUNTS NUMBER AND AVG.</b>	<b>4-45.0</b>	<b>2-49.5</b>
Net Punting Average	35.0	30.5
<b>TOTAL RETURN YARDAGE</b>	<b>18</b>	<b>20</b>
No. and Yards Punt Returns	1-18	3-20
No. and Yards Kickoff Returns	0-0	2-40
No. and Yards Int. Returns	0-0	1-0
<b>PENALTIES Number and Yards</b>	<b>5-28</b>	<b>8-84</b>
<b>FUMBLES Number and Lost</b>	<b>0-0</b>	<b>4-2</b>
<b>RED ZONE EFFICIENCY</b>	<b>2-2-100%</b>	<b>1-4-25%</b>
<b>GOAL TO GO EFFICIENCY</b>	<b>1-1-100%</b>	<b>1-1-100%</b>
<b>TIME OF POSSESSION</b>	<b>23:17</b>	<b>36:43</b>



## 2021 GAME RECAPS

### WEEK 2

SEPT. 19, 2021 | MIAMI GARDENS, FLA.  
HARD ROCK STADIUM  
ATTENDANCE: 65,040 | TV: CBS

### SCORING SUMMARY

	1	2	3	4	F
Buffalo	14	0	7	14	35
Miami	0	0	0	0	0

## BUFFALO 35

## MIAMI 0

### SCORING DRIVES

TEAM	QTR	TIME	PLAY (EXTRA POINT) (DRIVE INFO)	BUF	MIA
Bills	1	12:33	D.Singletary 46 yd. run (T.Bass kick) (2-46, 0:12)	7	0
Bills	1	7:02	S.Diggs 5 yd. pass from J.Allen (T.Bass kick) (7-52, 3:39)	14	0
Bills	3	11:48	D.Knox 8 yd. pass from J.Allen (T.Bass kick) (8-75, 3:12)	21	0
Bills	4	13:38	Z.Moss 7 yd. run (T.Bass kick) (11-41, 5:21)	28	0
Bills	4	7:45	Z.Moss 1 yd. run (T.Bass kick) (8-62, 4:13)	35	0

The Miami Dolphins lost their home opener against AFC East rival Buffalo Bills 35-0 at Hard Rock Stadium. Miami struggled early with quarterback Tua Tagovailoa leaving the game on the team's second possession with a rib injury. Quarterback Jacoby Brissett replaced the injured Tagovailoa and went 24-of-40 passing for 154 yards and one interception.

After a touchdown by Buffalo on their second possession, the Dolphins were able to extend their NFL-leading takeaway streak to 24 games after a forced fumble by linebacker Jerome Baker which was recovered by rookie safety Jevon Holland for his first NFL fumble recovery. In addition, cornerback Xavier Howard came up with an interception in the second quarter for his 23rd career interception.

The Miami Dolphins had 216 total yards compared to the 314 total yards by the Buffalo Bills. The Dolphins also finished with 13 first downs.

### GAME STATISTICS

#### RUSHING (Att-Yds-TD):

Buffalo: D. Singletary 13-82-1, J. Allen 5-35, Z. Moss 8-26-2, R. Gilliam 2-2, M. Trubisky 2(-2).  
Miami: M. Gaskin 5-25, M. Brown 5-21, S. Ahmed 6-17, J. Brissett 4-8.

#### PASSING (A-C-Y-TD-I):

Buffalo: J. Allen 33-17-179-2-1.  
Miami: J. Brissett 40-24-169-0-1, T. Tagovailoa 4-1-13-0-0.

#### RECEIVING (Rec-Yds-TD):

Buffalo: S. Diggs 4-60-1, C. Beasley 4-36, E. Sanders 2-48, D. Knox 2-17-1, D. Singletary 2-9, Z. Moss 2-8, I. McKenzie 1-1.  
Miami: J. Waddle 6-48, D. Parker 5-42, M. Gaskin 4-21, A. Wilson 4-20, M. Gesicki 3-41, C. Carter 1-8, P. Williams 1-2.

#### SACKS (Sk-Yds):

Buffalo: G. Rousseau 2-5, J. Zimmer 1-10, M. Milano 1-9, T. Johnson 1-7, M. Hyde 1-6.  
Miami: E. Ogbah 0.5-4, A. Van Ginkel 0.5-4.

#### INTERCEPTIONS (Int-Yds):

Buffalo: L. Wallace 1-14.  
Miami: X. Howard 1-1.

#### FORCED FUMBLES:

Buffalo: T. Johnson 1, D. Knox 1.  
Miami: J. Baker 1, A. Van Ginkel 1.

#### FUMBLE RECOVERIES (No-Yds):

Buffalo: T. Jones 1-0, M. Milano 1-0.  
Miami: Br. Jones 1-3.

#### TEAM STATS

	BUF	MIA
<b>TOTAL FIRST DOWNS</b>	<b>21</b>	<b>13</b>
By Rushing	10	2
By Passing	8	9
By Penalty	3	2
<b>THIRD DOWN EFFICIENCY</b>	<b>7-13-53.8%</b>	<b>8-18-44.4%</b>
<b>FOURTH DOWN EFFICIENCY</b>	<b>1-1-100.0%</b>	<b>0-4-0.0%</b>
<b>TOTAL NET YARDS</b>	<b>314</b>	<b>216</b>
Total Offensive Plays	64	70
Average gain per offensive play	4.9	3.1
<b>NET YARDS RUSHING</b>	<b>143</b>	<b>71</b>
Total Rushing Plays	30	20
Average gain per rushing play	4.8	3.6
<b>NET YARDS PASSING</b>	<b>171</b>	<b>145</b>
Sacks-Yards	1-8	6-37
Gross yards passing	179	182
<b>ATTEMPTS-COMPLETIONS-INTS</b>	<b>33-17-1</b>	<b>44-25-1</b>
Avg. gain per pass play	5.0	2.9
<b>PUNTS NUMBER AND AVG.</b>	<b>4-46-0</b>	<b>5-44.4</b>
Net Punting Average	35.0	30.5
<b>TOTAL RETURN YARDAGE</b>	<b>40.8</b>	<b>37.8</b>
No. and Yards Punt Returns	47	2
No. and Yards Kickoff Returns	2-33	2-1
No. and Yards Int. Returns	0-0	1-31
<b>PENALTIES Number and Yards</b>	<b>1-14</b>	<b>1-1</b>
<b>FUMBLES Number and Lost</b>	<b>0-0</b>	<b>4-2</b>
<b>RED ZONE EFFICIENCY</b>	<b>4-4-100%</b>	<b>0-3-0%</b>
<b>GOAL TO GO EFFICIENCY</b>	<b>4-4-100%</b>	<b>0-0-0%</b>
<b>TIME OF POSSESSION</b>	<b>28:26</b>	<b>31:34</b>





# 2021 GAME RECAPS

## WEEK 3

SEPT. 26, 2021 | LAS VEGAS, NEV.  
ALLEGIANSTADIUM  
ATTENDANCE: 59,311 | TV: CBS

<b>MIAMI 28</b>	<b>LAS VEGAS 31 (OT)</b>
-----------------	--------------------------

SCORING SUMMARY						
	1	2	3	4	OT	F
Miami	14	0	0	11	3	28
Las Vegas	2	10	7	6	6	31

The Miami Dolphins fell to the Las Vegas Raiders, 31-28, in a hard-fought overtime contest.

The Dolphins defense started strong in the first quarter, as the unit prevented the Raiders offense from finding a rhythm and created another takeaway with an interception by linebacker Elandon Roberts that was returned for an 85-yard touchdown. That interception extended the Dolphins defensive takeaway streak to 25 games and was the first pick-six for the Dolphins since Week 17 of the 2019 season.

After a fourth-down defensive stop, the Dolphins offense was able to put points on the board when running back Malcolm Brown ran for a 24-yard first quarter touchdown, which extended the lead to 14-0.

However, the Raiders scored 25 unanswered points until the Dolphins answered with a 46-yard field goal by kicker Jason Sanders in the fourth quarter with 5:17 remaining which brought the score to 25-17.

On fourth-and-8 and down by eight points in regulation, quarterback Jacoby Brissett converted on a pass to wide receiver Devante Parker to extend the drive. Brissett later found the end zone, punching it in on a fourth-and-goal run. On the next play, Brissett converted on a two-point conversion pass to wide receiver Will Fuller to tie the game at 25 at the end of regulation.

In the first possession of overtime, the Dolphins defense held the Raiders to a field goal. The Dolphins offense received the ball with 6:28 remaining in overtime the Dolphins and needed a field goal to extend or a touchdown to win the game.

Kicker Jason Sanders converted on a 50-yard field goal to tie the game at 28-28. Unfortunately, the Dolphins were unable to finish the comeback as Las Vegas converted on a field goal with no time remaining in overtime to seal a 31-28 Raiders win.

On the day, Brissett completed 32-of-49 passes for 215 yards and ran for 37 yards and one rushing touchdown. Tight end Mike Gesicki (10 catches for 86 yards) and rookie wide receiver Jaylen Waddle (12 catches for 58 yards) both had 10-plus receptions, marking the first time in franchise history two players had double-digit receptions in the same game.

### SCORING DRIVES

TEAM	QTR	TIME	PLAY (EXTRA POINT)	(DRIVE INFO)	MIA	LV
Dolphins	1	6:34	E.Roberts 85 yd.	interception return (J.Sanders kick)	7	0
Dolphins	1	3:07	M.Brown 24 yd.	run (J.Sanders kick) (4-34, 1:42)	14	0
Raiders	1	0:32	J.Waddle tackled	in end zone by C.Hayward for a Safety	14	2
Raiders	2	11:36	D.Carson 50 yd.	Field Goal (9-31, 3:56)	14	5
Raiders	2	1:56	A.Ingold 1 yd.	pass from D.Carr (D.Carson kick) (10-95, 4:24)	14	12
Raiders	3	7:17	H.Renfrow 12 yd.	pass from D.Carr (D.Carson kick) (9-72, 5:16)	14	19
Raiders	4	13:47	P.Barber 1 yd.	run (kick failed, wr) (11-84, 6:05)	14	25
Dolphins	4	8:30	J.Sanders 46 yd.	Field Goal (11-47, 5:17)	17	25
Dolphins	4	0:02	J.Brissett 1 yd.	run (J.Brissett-W.Fuller pass) (13-82, 3:20)	25	25
Raiders	5	6:27	D.Carson 38 yd.	Field Goal (8-55, 3:33)	25	28
Dolphins	5	2:49	J.Sanders 50 yd.	Field Goal (11-43, 3:38)	28	28
Raiders	5	0:00	D.Carson 22 yd.	Field Goal (8-72, 2:49)	28	31

### GAME STATISTICS

#### RUSHING (Att-Yds-TD):

Miami: M. Gaskin 13-65, J. Brissett 7-37-1, M. Brown 7-31-1.  
Las Vegas: P. Barber 23-111-1, K. Drake 8-24, H. Ruggs 1-7, A. Ingold 1-0, D. Carr 2(-2).

#### PASSING (A-C-Y-TD-Int):

Miami: J. Brissett 49-32-215-0-0.  
Las Vegas: D. Carr 43-26-386-2-1.

#### RECEIVING (Rec-Yds-TD):

Miami: J. Waddle 12-58, M. Gesicki 10-86, D. Parker 4-42, W. Fuller 3-20, M. Gaskin 3-9.  
Las Vegas: H. Renfrow 5-77-1, D. Waller 5-54, H. Ruggs 4-78, B. Edwards 3-89, K. Drake 3-33, P. Barber 3-31, Z. Jones 1-15, F. Moreau 1-8, A. Ingold 1-1-1.

#### SACKS (Sk-Yds):

Miami: Br. Jones 2-22, C. Wilkins 1-7.  
Las Vegas: Q. Jefferson 1-5, S. Thomas 0.5-6.5, C. Nassib 0.5-6.5.

#### INTERCEPTIONS (Int-Yds):

Miami: E. Roberts 1-85-1.  
Las Vegas: None.

#### FORCED FUMBLES:

Miami: E. Roberts 1.  
Las Vegas: S. Thomas 1.

#### FUMBLE RECOVERIES (No-Yds):

Miami: None.  
Las Vegas: None.

TEAM STATS	MIA	LV
<b>TOTAL FIRST DOWNS</b>	<b>22</b>	<b>28</b>
By Rushing	5	7
By Passing	13	18
By Penalty	4	3
<b>THIRD DOWN EFFICIENCY</b>	<b>6-18-33.3%</b>	<b>8-15-53.3%</b>
<b>FOURTH DOWN EFFICIENCY</b>	<b>3-4-75.0%</b>	<b>0-1-0.0%</b>
<b>TOTAL NET YARDS</b>	<b>330</b>	<b>497</b>
Total Offensive Plays	78	81
Average gain per offensive play	4.2	6.1
<b>NET YARDS RUSHING</b>	<b>133</b>	<b>140</b>
Total Rushing Plays	27	35
Average gain per rushing play	4.9	4.0
<b>NET YARDS PASSING</b>	<b>197</b>	<b>357</b>
Sacks-Yards	2-18	3-29
Gross yards passing	215	386
<b>ATTEMPTS-COMPLETIONS-INTS</b>	<b>49-32-0</b>	<b>43-26-1</b>
Avg. gain per pass play	3.9	7.8
<b>PUNTS NUMBER AND AVG.</b>	<b>4-38.8</b>	<b>4-54.0</b>
Net Punting Average	36.5	47.3
<b>TOTAL RETURN YARDAGE</b>	<b>112</b>	<b>9</b>
No. and Yards Punt Returns	3-27	2-9
No. and Yards Kickoff Returns	1-15	1-15
No. and Yards Int. Returns	1-85	0-0
<b>PENALTIES Number and Yards</b>	<b>8-68</b>	<b>8-104</b>
<b>FUMBLES Number and Lost</b>	<b>2-0</b>	<b>2-0</b>
<b>RED ZONE EFFICIENCY</b>	<b>1-1-100%</b>	<b>3-4-75%</b>
<b>GOAL TO GO EFFICIENCY</b>	<b>1-1-100%</b>	<b>2-3-67%</b>
<b>TIME OF POSSESSION</b>	<b>31:13</b>	<b>38:47</b>



## 2021 GAME RECAPS

### WEEK 4

OCT. 3, 2021 | MIAMI GARDENS, FLA.  
HARD ROCK STADIUM  
ATTENDANCE: 64,571 | TV: CBS

# INDIANAPOLIS 27

# MIAMI 17

### SCORING SUMMARY

	1	2	3	4	F
Indianapolis	0	7	10	10	27
Miami	3	0	0	14	17

The Miami Dolphins hosted the Indianapolis Colts in a Week 4 showdown at Hard Rock Stadium. The game was a part of a Celebration of Life for Don Shula as former players, coaches and fans honored the memory of the Dolphins' legendary coach.

Miami started fast with special teams extending the team's NFL longest takeaway streak to 26 games after a muffed punt was recovered by long snapper Blake Ferguson. After the takeaway, the Dolphins scored the first points of the game with a 38-yard field goal by kicker Jason Sanders giving the Dolphins a 3-0 lead after the 1st quarter.

In the second quarter, the Dolphins gave up a rushing touchdown and went into halftime trailing the Colts 7-3. The Dolphins had two costly turnovers in the second half which made it difficult to gain momentum and led to the Colts extending their lead to 20-3. The first one on a muffed punt by wide receiver Jakeem Grant Sr. and the other on a fumble by quarterback Jacoby Brissett.

The Dolphins' first red zone appearance did not come until the fourth quarter. Miami made that appearance count, scoring a touchdown from a one-yard pass from Brissett to tight end Mike Gesicki, trimming the lead to 20-10. The Dolphins scored once more in the fourth quarter on a three-yard touchdown reception by wide receiver DeVante Parker from Brissett.

On the day, Brissett completed 20-of-30 passes for 199 yards and two touchdowns. Parker led all receivers with 77 yards.

### SCORING DRIVES

TEAM	QTR	TIME	PLAY (EXTRA POINT) (DRIVE INFO)	IND	MIA
Dolphins	1	9:54	J.Sanders 38 yd. Field Goal (4-7, 1:18)	0	3
Colts	2	2:47	J.Taylor 23 yd. run (R.Blankenship kick) (10-80, 5:14)	7	3
Colts	3	8:29	M.Alie-Cox 3 yd. pass from C.Wentz (R.Blankenship kick) (11-84, 6:31)	14	3
Colts	3	0:54	R.Blankenship 34 yd. Field Goal (4-2, 2:59)	17	3
Colts	4	13:17	R.Blankenship 43 yd. Field Goal (4-5, 1:30)	20	3
Dolphins	4	10:40	M.Gesicki 1 yd. pass from J.Brissett (J.Sanders kick) (8-75, 2:37)	20	10
Colts	4	6:15	M.Alie-Cox 11 yd. pass from C.Wentz (R.Blankenship kick) (8-60, 4:25)	27	10
Dolphins	4	4:24	D.Parker 3 yd. pass from J.Brissett (J.Sanders kick) (6-75, 1:51)	27	17

### GAME STATISTICS

#### RUSHING (Att-Yds-TD):

Indianapolis: J. Taylor 16-103-1, M. Mack 10-22, C. Wentz 5-8, N. Hines 2-6.  
Miami: M. Brown 8-23, J. Brissett 3-8, M. Gaskin 2-3, S. Ahmed 3-1.

#### PASSING (A-C-Y-TD-I):

Indianapolis: C. Wentz 32-24-228-2-0.  
Miami: J. Brissett 30-20-199-2-0.

#### RECEIVING (Rec-Yds-TD):

Indianapolis: M. Pittman 6-59, Z. Pascal 4-44, M. Alie-Cox 3-42-2, J. Taylor 3-11, P. Campbell 2-22, N. Hines 2-5, J. Doyle 1-24, A. Dulin 1-17, K. Granson 1-3, M. Mack 1-1.  
Miami: M. Gesicki 5-57-1, D. Parker 4-77-1, J. Waddle 3-33, S. Ahmed 2-12, D. Smythe 2-6, A. Wilson 1-11, W. Fuller 1-6, M. Brown 1-4, J. Grant 1(-)-7.

#### SACKS (Sk-Yds):

Indianapolis: K. Turay 2-14, G. Stewart 1-17.  
Miami: E. Ogbah 1-9, J. Phillips 0.5-4.5, S. Eguavoen 0.5-4.5.

#### INTERCEPTIONS (Int-Yds):

Indianapolis: None.  
Miami: None.

#### FORCED FUMBLES:

Indianapolis: G. Stewart 1.  
Miami: None.

#### FUMBLE RECOVERIES (No-Yds):

Indianapolis: D. Leonard 1-8, A. Dulin 1-0.  
Miami: B. Ferguson 1-0.

TEAM STATS	IND	MIA
<b>TOTAL FIRST DOWNS</b>	<b>20</b>	<b>13</b>
By Rushing	9	2
By Passing	9	10
By Penalty	2	1
<b>THIRD DOWN EFFICIENCY</b>	<b>6-15-40.0%</b>	<b>3-11-27.3%</b>
<b>FOURTH DOWN EFFICIENCY</b>	<b>1-1-100.0%</b>	<b>2-2-100.0%</b>
<b>TOTAL NET YARDS</b>	<b>349</b>	<b>203</b>
Total Offensive Plays	67	49
Average gain per offensive play	5.2	4.1
<b>NET YARDS RUSHING</b>	<b>139</b>	<b>35</b>
Total Rushing Plays	33	16
Average gain per rushing play	4.2	2.2
<b>NET YARDS PASSING</b>	<b>210</b>	<b>168</b>
Sacks-Yards	2-18	3-31
Gross yards passing	228	199
<b>ATTEMPTS-COMPLETIONS-INTS</b>	<b>32-24-0</b>	<b>30-20-0</b>
Avg. gain per pass play	6.2	5.1
<b>PUNTS NUMBER AND AVG.</b>	<b>4-50.0</b>	<b>5-47.8</b>
Net Punting Average	46.8	44.0
<b>TOTAL RETURN YARDAGE</b>	<b>-1</b>	<b>13</b>
No. and Yards Punt Returns	2-1	3-13
No. and Yards Kickoff Returns	2-44	0-0
No. and Yards Int. Returns	0-0	0-0
<b>PENALTIES Number and Yards</b>	<b>8-86</b>	<b>5-32</b>
<b>FUMBLES Number and Lost</b>	<b>1-1</b>	<b>3-2</b>
<b>RED ZONE EFFICIENCY</b>	<b>2-4-50%</b>	<b>2-2-100%</b>
<b>GOAL TO GO EFFICIENCY</b>	<b>2-3-67%</b>	<b>1-1-100%</b>
<b>TIME OF POSSESSION</b>	<b>37:09</b>	<b>22:51</b>



# 2021 GAME RECAPS

## WEEK 5

OCT. 10, 2021 | TAMPA, FLA.  
RAYMOND JAMES STADIUM  
ATTENDANCE: 65,570 | TV: CBS

### MIAMI 17

### TAMPA BAY 45

#### SCORING SUMMARY

	1	2	3	4	F
Miami	10	0	7	0	17
Tampa Bay	7	17	0	21	45

#### SCORING DRIVES

TEAM	QTR	TIME	PLAY (EXTRA POINT)	(DRIVE INFO)	MIA	TB
Dolphins	1	11:17	J.Sanders 23 yd. Field Goal	(8-70, 3:43)	3	0
Bucs	1	7:04	G.Bernard 10 yd. pass from T.Brady	(R.Succop kick) (8-80, 4:13)	3	7
Dolphins	1	3:16	M.Gaskin 24 yd. pass from J.Brissett	(J.Sanders kick) (8-75, 3:48)	10	7
Bucs	2	14:06	R.Succop 42 yd. Field Goal	(10-51, 4:10)	10	10
Bucs	2	11:01	A.Brown 62 yd. pass from T.Brady	(R.Succop kick) (3-70, 1:34)	10	17
Bucs	2	1:48	A.Brown 4 yd. pass from T.Brady	(R.Succop kick) (13-77, 6:19)	10	24
Dolphins	3	6:56	M.Gaskin 1 yd. pass from J.Brissett	(J.Sanders kick) (11-87, 5:52)	17	24
Bucs	4	14:57	L.Fournette 5 yd. run	(R.Succop kick) (13-75, 6:59)	17	31
Bucs	4	11:49	M.Evans 34 yd. pass from T.Brady	(R.Succop kick) (4-61, 2:10)	17	38
Bucs	4	8:57	M.Evans 22 yd. pass from T.Brady	(R.Succop kick) (3-41, 1:50)	17	45

The first of two road games for the Miami Dolphins against Florida opponents began at Raymond James Stadium in Tampa with an in-state showdown with the Super Bowl champion Tampa Bay Buccaneers. Miami was on the losing end of the contest, falling 45-17, dropping their record to 1-4 on the season.

The Dolphins started off the game scoring points on their first two possessions. The first on a 23-yard field goal by kicker Jason Sanders followed by a 24-yard touchdown reception by running back Myles Gaskin. As a result, the Dolphins closed the first quarter with a 10-7 lead.

Tampa Bay responded by scoring 17 unanswered points in the second quarter and they never looked back en route to the victory.

On the day, quarterback Jacoby Brissett completed 27-of-39 passes for 275 yards two touchdowns and one interception. Gaskin had 99-all-purpose yards with 10 receptions and two touchdowns. His 10 receptions tied a team record for most receptions by a Dolphins player whose primary position was running back.

The Dolphins 26 game takeaway streak was snapped as the team failed to create a turnover in this game. Linebacker Jerome Baker led all Dolphins defenders with seven combined tackles (six solo tackles including one sack). Linebacker Jaelan Phillips also recorded the first full sack of his career on Buccaneers quarterback Tom Brady in the third quarter.

#### GAME STATISTICS

##### RUSHING (Att-Yds-TD):

Miami: M. Gaskin 5-25, P. Williams 1-7, S. Ahmed 2-5, J. Waddle 1-2.

Tampa Bay: L. Fournette 12-67-1, R. Jones 5-21, G. Bernard 4-21, T. Brady 1-13, B. Gabbert 3-(-1).

##### PASSING (A-C-Y-TD-I):

Miami: J. Brissett 39-27-275-2-1.

Tampa Bay: T. Brady 41-30-411-5-0, B. Gabbert 3-3-41-0-0.

##### RECEIVING (Rec-Yds-TD):

Miami: M. Gaskin 10-74-2, M. Gesicki 4-43, P. Williams 3-60, J. Waddle 2-31, D. Smythe 2-23, S. Ahmed 2-16, A. Shaheen 2-15, M. Hollins 1-10, I. Ford 1-3.

Tampa Bay: A. Brown 7-124-2, C. Godwin 7-70, M. Evans 6-113-2, L. Fournette 4-43, T. Johnson 3-42, O. Howard 2-19, G. Bernard 2-14-1, R. Jones 1-15, C. Brate 1-12.

##### SACKS (Sk-Yds):

Miami: J. Baker 1-10, J. Phillips 1-5.

Tampa Bay: S. Barrett 1.5-9, L. David 1-0, V. Vea 0.5-4.

##### INTERCEPTIONS (Int-Yds):

Miami: None.

Tampa Bay: J. Dean 1-6.

##### FORCED FUMBLES:

Miami: None.

Tampa Bay: S. Barrett 1.

##### FUMBLE RECOVERIES (No-Yds):

Miami: None.

Tampa Bay: N. Suh 1-0.

##### TEAM STATS

	MIA	TB
<b>TOTAL FIRST DOWNS</b>	<b>17</b>	<b>33</b>
By Rushing	2	5
By Passing	13	26
By Penalty	2	2
<b>THIRD DOWN EFFICIENCY</b>	<b>2-7-28.6%</b>	<b>8-11-72.7%</b>
<b>FOURTH DOWN EFFICIENCY</b>	<b>0-0-0.0%</b>	<b>0-0-0.0%</b>
<b>TOTAL NET YARDS</b>	<b>301</b>	<b>558</b>
Total Offensive Plays	51	72
Average gain per offensive play	5.9	7.8
<b>NET YARDS RUSHING</b>	<b>39</b>	<b>121</b>
Total Rushing Plays	9	25
Average gain per rushing play	4.3	4.8
<b>NET YARDS PASSING</b>	<b>262</b>	<b>437</b>
Sacks-Yards	3-13	2-15
Gross yards passing	275	452
<b>ATTEMPTS-COMPLETIONS-INTS</b>	<b>39-27-1</b>	<b>45-34-0</b>
Avg. gain per pass play	6.2	9.3
<b>PUNTS NUMBER AND AVG.</b>	<b>4-38.5</b>	<b>1-41.0</b>
Net Punting Average	38.5	41.0
<b>TOTAL RETURN YARDAGE</b>	<b>0</b>	<b>6</b>
No. and Yards Punt Returns	0-0	1-0
No. and Yards Kickoff Returns	0-0	0-0
No. and Yards Int. Returns	0-0	1-6
<b>PENALTIES Number and Yards</b>	<b>5-37</b>	<b>6-47</b>
FUMBLES Number and Lost	1-1	0-0
<b>RED ZONE EFFICIENCY</b>	<b>1-2-50%</b>	<b>4-6-67%</b>
<b>GOAL TO GO EFFICIENCY</b>	<b>1-2-50%</b>	<b>1-2-50%</b>
<b>TIME OF POSSESSION</b>	<b>22:53</b>	<b>37:07</b>



## 2021 GAME RECAPS

### WEEK 6

OCT. 17, 2021 | LONDON, ENGLAND  
TOTTENHAM HOTSPUR STADIUM  
ATTENDANCE: 60,784 | TV: CBS

### SCORING SUMMARY

	1	2	3	4	F
Miami	7	6	0	7	20
Jacksonville	3	7	7	6	23

## MIAMI 20

## JACKSONVILLE 23

### SCORING DRIVES

TEAM	QTR	TIME	PLAY (EXTRA POINT) (DRIVE INFO)	MIA	JAX
J.Waddle 6 yd. pass from T.Tagovailoa (J.Sanders kick) (13-75, 7:15)					
Dolphins	1	7:45		7	0
M.Wright 40 yd. Field Goal (8-56, 3:56)					
Jaguars	1	3:49		7	3
J.Sanders 33 yd. Field Goal (9-66, 4:34)					
Dolphins	2	14:15		10	3
J.Sanders 24 yd. Field Goal (8-32, 3:11)					
Dolphins	2	5:38		13	3
M.Jones 28 yd. pass from T.Lawrence (M.Wright kick) (6-49, 1:05)					
Jaguars	2	0:40		13	10
J.Robinson 1 yd. run (M.Wright kick) (5-75, 2:31)					
Jaguars	3	12:29		13	17
J.Waddle 2 yd. pass from T.Tagovailoa (J.Sanders kick) (7-91, 3:53)					
Dolphins	4	10:22		20	17
M.Wright 54 yd. Field Goal (9-44, 2:59)					
Jaguars	4	3:40		20	20
M.Wright 53 yd. Field Goal (5-11, 1:42)					
Jaguars	4	0:00		20	23

The Miami Dolphins traveled to London, England to face their upstate rival Jacksonville Jaguars at Tottenham Hotspur Stadium. The Dolphins lost a spirited contest, 23-20, on a 53-yard field goal from Jacksonville's Matthew Wright as time expired in the 4th quarter.

On the Dolphins opening possession, the team drove the length of field and wasted no time scoring on a 6-yard touchdown reception from quarterback Tua Tagovailoa to wide receiver Jaylen Waddle. On that drive, the Dolphins also went a perfect 3-for-3 on third downs.

Miami ended the first quarter with a 7-3 lead and the offense went a perfect 4-for-4 on third-down conversions in the opening frame. The Dolphins added to their lead with a 33-yard field goal and a 24-yard field by Jason Sanders in the second quarter and entered halftime with a 13-10 lead.

Jacksonville responded with an early third quarter touchdown to take its first lead of the game, 17-13. With the Jaguars attempting to extend their lead in the third quarter, the Dolphins defense forced a turnover on downs, denying the Jaguars on converting a fourth-and-1 attempt.

The Dolphins offense responded to the turnover on downs with back-to-back completions to tight end Mike Gesicki, first on a 34-yard toss, which was then followed by a 20-yard strike. On the drive, Tagovailoa went a perfect 6-for-6 for 83 yards, completed a pass to five different receivers and capped the seven-play drive off with a 2-yard touchdown pass to Waddle for a 20-17 lead.

After a field goal by the Jaguars, the score was tied 20-20 with 3:40 left in the game. On a crucial fourth-and-1 attempt, the Dolphins failed to convert the first down with Malcolm Brown being stopped short of the sticks, ultimately causing the Dolphins to turn the ball over on downs, leading to Wright's game-winning kick.

On the day, Tagovailoa went 33-of-47 for 329 yards and two touchdowns and one interception. Waddle added 10 catches for 70 yards and two touchdowns.

### GAME STATISTICS

#### RUSHING (Att-Yds-TD):

Miami: M. Brown 5-24, S. Ahmed 7-22, T. Tagovailoa 3-22, M. Gaskin 5-9.  
Jacksonville: J. Robinson 17-73-1, T. Lawrence 2-11.

#### PASSING (A-C-Y-TD-I):

Miami: T. Tagovailoa 47-33-329-2-1, J. Brissett 1-1-25-0-0.  
Jacksonville: T. Lawrence 41-25-319-1-0.

#### RECEIVING (Rec-Yds-TD):

Miami: J. Waddle 10-70-2, M. Gesicki 8-115, D. Smythe 5-59, M. Hollins 4-61, A. Wilson 2-14, M. Gaskin 2-5, S. Ahmed 1-15, C. Carter 1-8, M. Brown 1-7.  
Jacksonville: M. Jones 7-100-1, L. Shenault 6-54, J. Agnew 5-78, J. Robinson 3-28, D. Arnold 2-27, L. Farrell 1-21, C. Manhertz 1-11.

#### SACKS (Sk-Yds):

Miami: E. Ogbah 1-4, C. Wilkins 1-3.  
Jacksonville: None.

#### INTERCEPTIONS (Int-Yds):

Miami: None.  
Jacksonville: N. Lawson 1-11.

#### FORCED FUMBLES:

Miami: C. Wilkins 1.  
Jacksonville: D. Allen 1.

#### FUMBLE RECOVERIES (No-Yds):

Miami: Z. Sieler 1-0.  
Jacksonville: None.

TEAM STATS	MIA	JAX
<b>TOTAL FIRST DOWNS</b>	<b>23</b>	<b>21</b>
By Rushing	4	4
By Passing	18	16
By Penalty	1	1
<b>THIRD DOWN EFFICIENCY</b>	<b>9-17-52.9%</b>	<b>3-12-25.0%</b>
<b>FOURTH DOWN EFFICIENCY</b>	<b>1-2-50.0%</b>	<b>2-3-66.7%</b>
<b>TOTAL NET YARDS</b>	<b>431</b>	<b>396</b>
Total Offensive Plays	68	62
Average gain per offensive play	6.3	6.4
<b>NET YARDS RUSHING</b>	<b>77</b>	<b>84</b>
Total Rushing Plays	20	19
Average gain per rushing play	3.9	4.4
<b>NET YARDS PASSING</b>	<b>354</b>	<b>312</b>
Sacks-Yards	0-0	2-7
Gross yards passing	354	319
<b>ATTEMPTS-COMPLETIONS-INTS</b>	<b>48-34-1</b>	<b>41-25-0</b>
Avg. gain per pass play	7.4	7.3
<b>PUNTS NUMBER AND AVG.</b>	<b>4-39.5</b>	<b>4-38.0</b>
Net Punting Average	34.5	38.0
<b>TOTAL RETURN YARDAGE</b>	<b>0</b>	<b>11</b>
No. and Yards Punt Returns	0-0	0-0
No. and Yards Kickoff Returns	2-38	3-55
No. and Yards Int. Returns	0-0	1-11
<b>PENALTIES Number and Yards</b>	<b>7-55</b>	<b>8-54</b>
<b>FUMBLES Number and Lost</b>	<b>1-0</b>	<b>1-1</b>
<b>RED ZONE EFFICIENCY</b>	<b>2-4-50%</b>	<b>1-2-50%</b>
<b>GOAL TO GO EFFICIENCY</b>	<b>2-4-50%</b>	<b>1-1-100%</b>
<b>TIME OF POSSESSION</b>	<b>32:40</b>	<b>27:20</b>



# 2021 GAME RECAPS

## WEEK 7

OCT. 24, 2021 | MIAMI GARDENS, FLA.  
HARD ROCK STADIUM  
ATTENDANCE: 62,739 | TV: FOX

<b>ATLANTA 30</b>	<b>MIAMI 28</b>
-------------------	-----------------

SCORING SUMMARY					
	1	2	3	4	F
Atlanta	0	13	7	10	30
Miami	7	0	7	14	28

The Miami Dolphins returned to Hard Rock Stadium to face the Falcons but fell, 30-28, on a last-second field goal for the second week in a row.

On Miami's opening possession, the Dolphins got out to an early start with a 14-play 75-yard drive which ended in a 10-yard touchdown reception by Isaiah Ford. On the drive, quarterback Tua Tagovailoa went 7-of-8 passing for 52 yards and the touchdown completion.

In the second quarter, the Dolphins defense gave up a field goal and a touchdown, which gave the Falcons a 10-7 lead with 4:47 remaining in the half. Tagovailoa threw an interception in the red zone as the first half was ending. The Dolphins trailed at halftime 13-7.

The third quarter started with the Dolphins defense allowing the Falcons to score in three plays to open the second half, growing the deficit to 20-7. After punting on their first possession, the Dolphins offense got another opportunity as the offense was able to get tight end Mike Gesicki involved in the scoring on National Tight Ends Day. Gesicki caught a 6-yard touchdown pass from Tagovailoa to trim the deficit to 20-14.

The fourth quarter started off with the Dolphins defense stepping up as cornerback Xavier Howard picked off Atlanta quarterback Matt Ryan. On the following play, Tagovailoa threw his second interception of the game.

Miami's offense rebounded as they returned to the field and constructed a 9-play, 90-yard drive capped off by a 7-yard touchdown reception by running back Myles Gaskin to cut the score to 27-21.

On the following defensive possession, the Dolphins defense created another turnover on a forced fumble by defensive end Emmanuel Ogbah that was recovered by cornerback Nik Needham.

Following the turnover, the Dolphins offense put together a 9-play, 40-yard drive with a 4-yard touchdown reception by wide receiver Mack Hollins that gave the Dolphins a 28-27 lead with 2:33 remaining in regulation.

The Falcons were able to go down the field for the game-winning drive, capped off by 36-yard field goal from kicker Younghoe Koo as time expired. On the day, Tagovailoa completed 32-of-40 passes for 291 yards, four touchdowns and two interceptions. Gesicki finished the game with seven catches for 85 yards and one touchdown. He moved to fourth in receiving yards by a tight end in team history (1,904) and fourth in receptions by a tight end in team history (163).

## SCORING DRIVES

TEAM	QTR	TIME	PLAY (EXTRA POINT) (DRIVE INFO)	ATL	MIA
Dolphins	1	7:53	I.Ford 10 yd. pass from T.Tagovailoa (J.Sanders kick) (14-75, 7:07)	0	7
Falcons	2	14:13	Y.Koo 33 yd. Field Goal (11-68, 5:25)	3	7
Falcons	2	4:47	C.Ridley 5 yd. pass from M.Ryan (Y.Koo kick) (10-61, 5:09)	10	7
Falcons	2	0:04	Y.Koo 36 yd. Field Goal (6-62, 0:32)	13	7
Falcons	3	13:53	R.Gage 49 yd. pass from M.Ryan (Y.Koo kick) (3-77, 1:07)	20	7
Dolphins	3	5:15	M.Gesicki 6 yd. pass from T.Tagovailoa (J.Sanders kick) (9-58, 3-48)	20	14
Falcons	4	12:51	C.Patterson 3 yd. run (Y.Koo kick) (3-14, 1:06)	27	14
Dolphins	4	8:29	M.Gaskin 7 yd. pass from T.Tagovailoa (J.Sanders kick) (9-90, 4:22)	27	21
Dolphins	4	2:27	M.Hollins 4 yd. pass from T.Tagovailoa (J.Sanders kick) (9-40, 3:27)	27	28
Falcons	4	0:00	Y.Koo 36 yd. Field Goal (9-57, 2:27)	30	28

## GAME STATISTICS

### RUSHING (Att-Yds-TD):

Atlanta: C. Patterson 14-60-1, M. Davis 4-10, W. Gallman 1-2, M. Ryan 3-0.  
Miami: M. Gaskin 15-67, T. Tagovailoa 4-29, S. Ahmed 7-26, M. Brown 3-10.

### PASSING (A-C-Y-TD-I):

Atlanta: M. Ryan 40-25-336-2-1.  
Miami: T. Tagovailoa 40-32-291-4-2.

### RECEIVING (Rec-Yds-TD):

Atlanta: K. Pitts 7-163, R. Gage 4-67-1, C. Ridley 4-26-1, H. Hurst 3-35, T. Sharpe 2-18, C. Patterson 2-1, O. Zaccheaus 1-13, L. Smith 1-7, K. Smith 1-6.  
Miami: M. Gesicki 7-85-1, J. Waddle 7-83, A. Shaheen 4-23, M. Gaskin 4-10-1, D. Smythe 3-37, S. Ahmed 2-26, M. Hollins 2-13-1, I. Ford 1-10-1, P. Williams 1-5, M. Brown 1(-1).

### SACKS (Sk-Yds):

Atlanta: D. Jones 1-10.  
Miami: J. Holland 1-11.

### INTERCEPTIONS (Int-Yds):

Atlanta: F. Oluokun 1-56, J. Hawkins 1-0.  
Miami: X. Howard 1-0.

### FORCED FUMBLES:

Atlanta: None.  
Miami: E. Ogbah 1.

### FUMBLE RECOVERIES (No-Yds):

Atlanta: None.  
Miami: N. Needham 1-0.

TEAM STATS	ATL	MIA
<b>TOTAL FIRST DOWNS</b>	<b>21</b>	<b>27</b>
By Rushing	5	9
By Passing	15	17
By Penalty	1	1
<b>THIRD DOWN EFFICIENCY</b>	<b>6-13-46.2%</b>	<b>7-11-63.6%</b>
<b>FOURTH DOWN EFFICIENCY</b>	<b>0-0-0.0%</b>	<b>0-0-0.0%</b>
<b>TOTAL NET YARDS</b>	<b>397</b>	<b>413</b>
Total Offensive Plays	63	70
Average gain per offensive play	6.3	5.9
<b>NET YARDS RUSHING</b>	<b>72</b>	<b>132</b>
Total Rushing Plays	22	29
Average gain per rushing play	3.3	4.6
<b>NET YARDS PASSING</b>	<b>325</b>	<b>281</b>
Sacks-Yards	1-11	1-10
Gross yards passing	336	291
<b>ATTEMPTS-COMPLETIONS-INTS</b>	<b>40-25-1</b>	<b>40-32-2</b>
Avg. gain per pass play	7.9	6.9
<b>PUNTS NUMBER AND AVG.</b>	<b>3-42.0</b>	<b>3-51.3</b>
Net Punting Average	36.7	45.7
<b>TOTAL RETURN YARDAGE</b>	<b>73</b>	<b>16</b>
No. and Yards Punt Returns	1-17	2-16
No. and Yards Kickoff Returns	2-43	2-29
No. and Yards Int. Returns	2-56	1-0
<b>PENALTIES Number and Yards</b>	<b>3-29</b>	<b>6-44</b>
<b>FUMBLES Number and Lost</b>	<b>1-1</b>	<b>0-0</b>
<b>RED ZONE EFFICIENCY</b>	<b>2-5-40%</b>	<b>4-5-80%</b>
<b>GOAL TO GO EFFICIENCY</b>	<b>1-1-100%</b>	<b>3-3-100%</b>
<b>TIME OF POSSESSION</b>	<b>25:22</b>	<b>34:38</b>



## 2021 GAME RECAPS

### WEEK 8

OCT. 31, 2021 | ORCHARD PARK, N.Y.  
HIGHMARK STADIUM  
ATTENDANCE: 69,355 | TV: CBS

<b>MIAMI 11</b>	<b>BUFFALO 26</b>
-----------------	-------------------

SCORING SUMMARY					
	1	2	3	4	F
Miami	0	3	0	8	11
Buffalo	3	0	7	16	26

The Miami Dolphins traveled to Highmark Stadium to face the Buffalo Bills, falling 26-11 in a Week 8 matchup.

Miami started off the game on defense and forced Buffalo to punt on their first possession.

On the Dolphins' first offensive drive, the team was able to drive the ball down field but failed to score points on a missed 36-yard field goal attempt by kicker Jason Sanders.

The Bills capitalized on the missed opportunity and scored the first points of the game on a 57-yard field goal from kicker Tyler Bass to go up 3-0 at the end of the first quarter.

The Dolphins tied things up in the second quarter with a 51-yard field goal from Sanders.

Unfortunately, a costly mistake came in the closing minutes of the second quarter when tight end Mike Gesicki went in motion and the snap hit him, resulting in a fumble and ending a potential scoring drive.

In the third quarter, the Dolphins deficit grew to 10-3 after an 8-yard touchdown pass from quarterback Josh Allen to wide receiver Gabriel Davis.

In the final frame, Allen connected on a nine-yard touchdown to wide receiver Stefan Diggs, extending Buffalo's lead to 17-3.

After the score, the Dolphins rebounded and put together a 11-play 70-yard touchdown drive which was capped off by a 1-yard touchdown run by quarterback Tua Tagovailoa. On that drive, Tagovailoa connected with Gesicki on a 40-yard-deep pass on fourth-and-6, which extended the drive prior to the touchdown. Tagovailoa and Gesicki connected again on a two-point conversion following the touchdown, closing the deficit to 17-11.

The Bills scored an additional nine points with a field goal and a 7-yard touchdown run by Allen, as the Dolphins lost 26-11.

On the day, Tagovailoa completed 21-of-39 passes for 205 yards and one interception. He also rushed for one touchdown.

Wide receiver DeVante Parker returned from injury and led all Dolphins receivers with eight catches for 85 yards. His performance moved him into sixth place on the team's all-time receiving yards chart and eighth place on the team's all-time receptions list.

### SCORING DRIVES

TEAM	QTR	TIME	PLAY (EXTRA POINT) (DRIVE INFO)	MIA	BUF
Bills	1	3:48	T.Bass 57 yd. Field Goal (7-35, 4:18)	0	3
Dolphins	2	8:10	J.Sanders 51 yd. Field Goal (7-32, 3:51)	3	3
Bills	3	3:49	G.Davis 8 yd. pass from J.Allen (T.Bass kick) (13-80, 7:06)	3	10
Bills	4	13:23	S.Diggs 19 yd. pass from J.Allen (T.Bass kick) (9-69, 3:49)	3	17
Dolphins	4	9:39	T.Tagovailoa 1 yd. run (T.Tagovailoa-M.Gesicki pass) (11-75, 3:44)	11	17
Bills	4	3:29	T.Bass 39 yd. Field Goal (14-59, 6:10)	11	20
Bills	4	1:07	J.Allen 7 yd. run (run failed) (3-11, 1:14)	11	26

### GAME STATISTICS

#### RUSHING (Att-Yds-TD):

Miami: M. Gaskin 12-36, S. Ahmed 7-22, T. Tagovailoa 4-10-1.  
Buffalo: J. Allen 8-55-1, D. Singletary 7-28, Z. Moss 8-19.

#### PASSING (A-C-Y-TD-I):

Miami: T. Tagovailoa 39-21-205-0-1.  
Buffalo: J. Allen 42-29-249-2-0, C. Beasley 1-0-0-0-0.

#### RECEIVING (Rec-Yds-TD):

Miami: D. Parker 8-85, J. Waddle 4-29, M. Gesicki 3-48, M. Gaskin 3-19, P. Laird 1-10, A. Shaheen 1-8, S. Ahmed 1-6.  
Buffalo: C. Beasley 10-110, Z. Moss 6-39, S. Diggs 5-40-1, G. Davis 4-29-1, T. Sweeney 3-30, D. Singletary 1-1.

#### SACKS (Sk-Yds):

Miami: None.  
Buffalo: J. Hughes 1-6, M. Addison 1-5.

#### INTERCEPTIONS (Int-Yds):

Miami: None.  
Buffalo: J. Poyer 1-26.

#### FORCED FUMBLES:

Miami: E. Roberts 1.  
Buffalo: J. Hughes 1.

#### FUMBLE RECOVERIES (No-Yds):

Miami: None.  
Buffalo: M. Hyde 1-16.

TEAM STATS	MIA	BUF
<b>TOTAL FIRST DOWNS</b>	<b>16</b>	<b>24</b>
By Rushing	4	5
By Passing	10	15
By Penalty	2	4
<b>THIRD DOWN EFFICIENCY</b>	<b>4-14-28.6%</b>	<b>6-13-46.2%</b>
<b>FOURTH DOWN EFFICIENCY</b>	<b>1-1-100.0%</b>	<b>0-1-0.0%</b>
<b>TOTAL NET YARDS</b>	<b>262</b>	<b>351</b>
Total Offensive Plays	64	66
Average gain per offensive play	4.1	5.3
<b>NET YARDS RUSHING</b>	<b>68</b>	<b>102</b>
Total Rushing Plays	23	23
Average gain per rushing play	3.0	4.4
<b>NET YARDS PASSING</b>	<b>194</b>	<b>249</b>
Sacks-Yards	2-11	0-0
Gross yards passing	205	249
<b>ATTEMPTS-COMPLETIONS-INTS</b>	<b>39-21-1</b>	<b>43-29-0</b>
Avg. gain per pass play	4.7	5.8
<b>PUNTS NUMBER AND AVG.</b>	<b>5-51.8</b>	<b>4-40.8</b>
Net Punting Average	38.8	37.8
<b>TOTAL RETURN YARDAGE</b>	<b>12</b>	<b>51</b>
No. and Yards Punt Returns	3-12	2-25
No. and Yards Kickoff Returns	2-25	2-37
No. and Yards Int. Returns	0-0	1-26
<b>PENALTIES Number and Yards</b>	<b>9-58</b>	<b>9-80</b>
<b>FUMBLES Number and Lost</b>	<b>2-1</b>	<b>1-0</b>
<b>RED ZONE EFFICIENCY</b>	<b>1-3-33%</b>	<b>3-4-75%</b>
<b>GOAL TO GO EFFICIENCY</b>	<b>1-1-100%</b>	<b>1-1-100%</b>
<b>TIME OF POSSESSION</b>	<b>29:13</b>	<b>30:47</b>





# 2021 GAME RECAPS

## WEEK 9

NOV. 7, 2021 | MIAMI GARDENS, FLA.  
HARD ROCK STADIUM  
ATTENDANCE: 60,232 | TV: FOX

<b>HOUSTON 9</b>	<b>MIAMI 17</b>
------------------	-----------------

SCORING SUMMARY					
	1	2	3	4	F
Houston	0	6	0	3	9
Miami	7	10	0	0	17

The Miami Dolphins returned home to face the Houston Texans, notching their first home victory of the season, winning 17-9 at Hard Rock Stadium.

The Dolphins turned to Jacoby Brissett to be the signal caller on the day as quarterback Tua Tagovailoa was unable to start the game due to injury.

Miami's defense started strong, creating a turnover on their first defensive possession of the game with an interception by rookie safety Jevon Holland. That interception was the first of his career and gave the Dolphins a great opportunity to seize an early lead.

Miami went down the field in 12 plays for 75 yards and scored the first points of the game on a 6-yard touchdown on a direct snap to running back Myles Gaskin.

In the second quarter, The Texans cut into the lead with two field goals, trimming Miami's lead to 7-6.

Kicker Jason Sanders connected on a 42-yard field goal to give the Dolphins a 10-7 lead in the closing minutes of the first half.

On the next defensive possession, defensive end Emmanuel Ogbah sacked quarterback Tyrod Taylor setting up the Dolphins defense to obtain their second interception of the game, this time from linebacker Jerome Baker.

Following the interception, it took the Dolphins only four plays to score on a touchdown pass from Brissett to wide receiver Mack Hollins to give the Dolphins a 17-6 lead going into halftime.

In the third quarter, the Dolphins defense forced Taylor to throw his third interception of the game, this time to cornerback Justin Coleman.

In the final frame, the Dolphins only allowed one field goal and had a crucial fumble forced by safety Eric Rowe en route to the victory.

On the day, Brissett completed 26 of 43 passes for 244 yards, one touchdown and two interceptions. Wide receiver Jaylen Waddle led all receivers with a game-high eight catches for 83 yards. The first-year player leads all rookie receivers with 56 receptions on the season. Ogbah led all defensive players with 2.5 sacks in the game.

SCORING DRIVES						
TEAM	QTR	TIME	PLAY (EXTRA POINT)	(DRIVE INFO)	HOU	MIA
Dolphins	1	4:37	M.Gaskin 6 yd. run	(J.Sanders kick) (12-80, 6:03)	0	7
Texans	2	9:48	K.Fairbairn 31 yd. Field Goal	(7-20, 3:21)	3	7
Texans	2	4:32	K.Fairbairn 40 yd. Field Goal	(4-1, 0:58)	6	7
Dolphins	2	1:08	J.Sanders 42 yd. Field Goal	(10-51, 3:24)	6	10
Dolphins	2	0:29	M.Hollins 5 yd. pass from J.Brissett	(J.Sanders kick) (4-26, 0:24)	6	17
Texans	4	11:32	K.Fairbairn 20 yd. Field Goal	(14-92, 5:40)	9	17

## GAME STATISTICS

### RUSHING (Att-Yds-TD):

Houston: P. Lindsay 8-28, T. Taylor 3-23, D. Johnson 4-11, R. Burkhead 2-9, S. Phillips 1-2.  
Miami: M. Gaskin 20-34-1, J. Brissett 1-7, S. Ahmed 4-6.

### PASSING (A-C-Y-TD-I):

Houston: T. Taylor 43-24-240-0-3, D. Amendola 1-0-0-0-0.  
Miami: J. Brissett 43-26-244-1-2.

### RECEIVING (Rec-Yds-TD):

Houston: B. Cooks 6-56, D. Amendola 3-49, D. Johnson 3-29, N. Collins 3-25, C. Conley 2-38, A. Auclair 2-23, B. Jordan 2-9, J. Akins 2-7, C. Moore 1-4.  
Miami: J. Waddle 8-83, M. Gaskin 6-23, M. Gesicki 4-54, M. Hollins 3-22, D. Smythe 2-27, K. Merritt 1-13, A. Wilson 1-11, A. Shaheen 1-11.

### SACKS (Sk-Yds):

Houston: J. Jenkins 1.5-16, J. Martin 1-5, R. Lopez 1-2, M. Collins 0.5-6.  
Miami: E. Ogbah 2.5-21.5, N. Needham 1-10, A. Van Ginkel 1-7, J. Phillips 0.5-2.5.

### INTERCEPTIONS (Int-Yds):

Houston: E. Murray 1-0, M. Collins 1-0.  
Miami: J. Holland 1-0, J. Baker 1-0, J. Coleman 1-0.

### FORCED FUMBLES:

Houston: K. Grugier-Hill 1, J. Martin 1, A. Moore 1.  
Miami: E. Rowe 1.

### FUMBLE RECOVERIES (No-Yds):

Houston: M. Collins 1-0, R. Lopez 1-0, K. Pierre-Louis 1-0.  
Miami: Br. Jones 1-0.

TEAM STATS	HOU	MIA
<b>TOTAL FIRST DOWNS</b>	<b>14</b>	<b>22</b>
By Rushing	3	4
By Passing	11	16
By Penalty	0	2
<b>THIRD DOWN EFFICIENCY</b>	<b>6-17-35.3%</b>	<b>9-16-56.3%</b>
<b>FOURTH DOWN EFFICIENCY</b>	<b>1-1-100.0%</b>	<b>0-0-0.0%</b>
<b>TOTAL NET YARDS</b>	<b>272</b>	<b>262</b>
Total Offensive Plays	67	72
Average gain per offensive play	4.1	3.6
<b>NET YARDS RUSHING</b>	<b>73</b>	<b>47</b>
Total Rushing Plays	18	25
Average gain per rushing play	4.1	1.9
<b>NET YARDS PASSING</b>	<b>199</b>	<b>215</b>
Sacks-Yards	5-41	4-29
Gross yards passing	240	244
<b>ATTEMPTS-COMPLETIONS-INTS</b>	<b>44-24-3</b>	<b>43-26-2</b>
Avg. gain per pass play	4.1	4.6
<b>PUNTS NUMBER AND AVG.</b>	<b>5-47.0</b>	<b>5-41.4</b>
Net Punting Average	40.8	41.0
<b>TOTAL RETURN YARDAGE</b>	<b>2</b>	<b>31</b>
No. and Yards Punt Returns	1-2	3-31
No. and Yards Kickoff Returns	1-18	2-47
No. and Yards Int. Returns	2-0	3-0
<b>PENALTIES Number and Yards</b>	<b>8-60</b>	<b>2-13</b>
<b>FUMBLES Number and Lost</b>	<b>1-1</b>	<b>3-3</b>
<b>RED ZONE EFFICIENCY</b>	<b>0-4-0%</b>	<b>2-2-100%</b>
<b>GOAL TO GO EFFICIENCY</b>	<b>0-1-0%</b>	<b>2-2-100%</b>
<b>TIME OF POSSESSION</b>	<b>28:16</b>	<b>31:44</b>



## 2021 GAME RECAPS

### WEEK 10

NOV. 11, 2021 | MIAMI GARDENS, FLA.  
HARD ROCK STADIUM  
ATT.: 65,948 | TV: FOX/NFLN/AMZN

### BALTIMORE 10

### MIAMI 22

#### SCORING SUMMARY

	1	2	3	4	F
Baltimore	3	0	0	7	10
Miami	0	6	0	16	22

#### SCORING DRIVES

TEAM	QTR	TIME	PLAY (EXTRA POINT) (DRIVE INFO)	BAL	MIA
Ravens	1	9:48	J.Tucker 46 yd. Field Goal (9-47, 5:12)	3	0
Dolphins	2	6:18	J.Sanders 31 yd. Field Goal (10-46, 5:14)	3	3
Dolphins	2	0:03	J.Sanders 22 yd. Field Goal (8-84, 0:48)	3	6
Dolphins	4	12:34	J.Sanders 29 yd. Field Goal (7-53, 4:05)	3	9
Dolphins	4	11:23	X.Howard 49 yd. fumble return (pass failed)	3	15
Ravens	4	4:12	M.Andrews 5 yd. pass from L.Jackson (J.Tucker kick) (9-99, 3:28)	10	15
Dolphins	4	2:19	T.Tagovailoa 1 yd. run (J.Sanders kick) (6-75, 1:53)	10	22

In a prime-time matchup under the lights, the Miami Dolphins defeated the Baltimore Ravens 22-10 in front of their enthusiastic fans at Hard Rock Stadium.

The Dolphins were outstanding in the first half. They did not allow the Ravens to convert a third down attempt prior to halftime, forcing Baltimore to go 0-for-6 on third-down attempts in the first half.

In the closing minutes of the half, quarterback Jacoby Brissett led the offense down the field by completing a 52-yard pass to a wide open Isaiah Ford. That drive was capped off with a 22-yard field goal by kicker Jason Sanders to give the Dolphins a 6-3 lead going into halftime.

In the third quarter, Brissett went down with a knee injury and that set up quarterback Tua Tagovailoa to enter the game. Tagovailoa had been questionable to play with a finger injury on his throwing (left) hand.

To close out the third quarter, Tagovailoa completed a 35-yard pass to Jaylen Waddle.

The scoring in the fourth quarter picked up with a 39-yard field goal by Sanders, extending the Dolphins' lead to 9-3.

Following the field goal on the next defensive possession, cornerback Xavier Howard scooped and scored a 49-yard fumble return that he forced. That score extended the Dolphins' lead to 15-3.

After pinning the Ravens to the 1-yard line on a 47-yard punt by Michael Palardy, the Ravens drove down the field and completed the 99-yard drive with a touchdown to trim the Dolphins lead to 15-10.

On the next possession, the Dolphins put the finishing touches on the game with a 64-yard completion from Tagovailoa to receiver Albert Wilson. Tagovailoa finished the 6-play, 75-yard drive with a 1-yard touchdown run to give Miami a late two-score lead.

Cornerback Justin Coleman sealed the win by intercepting a pass from Ravens quarterback Lamar Jackson with 43 seconds remaining in the game.

On the day, Brissett was 11-of-23 for 156 yards prior to his injury. Tagovailoa went 8-of-13 for 158 yards and rushed for one touchdown. Wilson led all receivers with four catches for 87 yards.

#### GAME STATISTICS

##### RUSHING (Att-Yds-TD):

Baltimore: L. Jackson 9-39, D. Freeman 10-35, D. Duvernay 1-19, L. Bell 3-1.

Miami: M. Gaskin 14-31, A. Wilson 2-19, S. Ahmed 2-6, J. Brissett 1-4, T. Tagovailoa 3-0-1.

##### PASSING (A-C-Y-TD-I):

Baltimore: L. Jackson 43-26-238-1-1.

Miami: J. Brissett 23-11-156-0-0, T. Tagovailoa 13-8-158-0-0.

##### RECEIVING (Rec-Yds-TD):

Baltimore: R. Bateman 6-80, M. Andrews 6-63-1, M. Brown 6-37, D. Duvernay 4-28, D. Freeman 3-23, S. Watkins 1-7.

Miami: A. Wilson 4-87, I. Ford 4-84, J. Waddle 4-61, A. Shaheen 3-34, D. Smythe 1-23, M. Gaskin 1-14, S. Ahmed 1-9, P. Laird 1-2.

##### SACKS (Sk-Yds):

Baltimore: J. Houston 1-9, O. Oweh 1-8, P. Queen 1-6, J. Bynes 1-1.

Miami: E. Roberts 1-7, J. Holland 1-7, A. Butler 1-5, A. Van Ginkel 0.5-4.5, J. Phillips 0.5-4.5.

##### INTERCEPTIONS (Int-Yds):

Baltimore: None.

Miami: J. Coleman 1-0.

##### FORCED FUMBLES:

Baltimore: J. Houston 1, P. Queen 1.

Miami: X. Howard 1, E. Rowe 1.

##### FUMBLE RECOVERIES (No-Yds):

Baltimore: None.

Miami: X. Howard 1-49-1.

##### TEAM STATS

	BAL	MIA
<b>TOTAL FIRST DOWNS</b>	<b>23</b>	<b>17</b>
By Rushing	7	4
By Passing	12	12
By Penalty	4	1
<b>THIRD DOWN EFFICIENCY</b>	<b>2-14-14.3%</b>	<b>3-13-23.1%</b>
<b>FOURTH DOWN EFFICIENCY</b>	<b>0-0-0.0%</b>	<b>0-0-0.0%</b>
<b>TOTAL NET YARDS</b>	<b>304</b>	<b>350</b>
Total Offensive Plays	70	62
Average gain per offensive play	4.3	5.6
<b>NET YARDS RUSHING</b>	<b>94</b>	<b>60</b>
Total Rushing Plays	23	22
Average gain per rushing play	4.1	2.7
<b>NET YARDS PASSING</b>	<b>210</b>	<b>290</b>
Sacks-Yards	4-28	4-24
Grass yards passing	238	314
<b>ATTEMPTS-COMPLETIONS-INTS</b>	<b>43-26-1</b>	<b>36-19-0</b>
Avg. gain per pass play	4.5	7.3
<b>PUNTS NUMBER AND AVG.</b>	<b>8-40.1</b>	<b>8-43.5</b>
Net Punting Average	38.9	42.4
<b>TOTAL RETURN YARDAGE</b>	<b>9</b>	<b>10</b>
No. and Yards Punt Returns	1-9	2-10
No. and Yards Kickoff Returns	1-21	0-0
No. and Yards Int. Returns	0-0	1-0
<b>PENALTIES Number and Yards</b>	<b>4-20</b>	<b>11-97</b>
<b>FUMBLES Number and Lost</b>	<b>2-1</b>	<b>2-0</b>
<b>RED ZONE EFFICIENCY</b>	<b>1-2-50%</b>	<b>1-4-25%</b>
<b>GOAL TO GO EFFICIENCY</b>	<b>1-2-50%</b>	<b>1-4-25%</b>
<b>TIME OF POSSESSION</b>	<b>31:49</b>	<b>28:11</b>



# 2021 GAME RECAPS

## WEEK 11

NOV. 21, 2021 | EAST RUTHERFORD, N.J.  
METLIFE STADIUM  
ATTENDANCE: 72,303 | TV: CBS

### MIAMI 24

### N.Y. JETS 17

#### SCORING SUMMARY

	1	2	3	4	F
Miami	7	0	7	10	24
N.Y. Jets	7	0	7	3	17

#### SCORING DRIVES

TEAM	QTR	TIME	PLAY (EXTRA POINT)	(DRIVE INFO)	MIA	NYJ
Dolphins	1	9:04	J.Waddle 1 yd. run	(J.Sanders kick) (11-83, 5:56)	7	0
Jets	1	3:00	J.Crowder 2 yd. pass from J.Flacco	(M.Ammendola kick) (5-40, 1:43)	7	7
Dolphins	3	9:06	T.Tagovailoa	(J.Sanders kick) (4-90, 2:13)	14	7
Jets	3	2:59	E.Moore 62 yd. pass from J.Flacco	(M.Ammendola kick) (3-64, 0:50)	14	14
Dolphins	4	10:15	T.Tagovailoa	(J.Sanders kick) (14-75, 7:44)	21	14
Dolphins	4	1:57	J.Sanders 24 yd. Field Goal	(12-45, 6:53)	24	14
Jets	4	0:15	M.Ammendola 35 yd. Field Goal	(8-54, 1:42)	24	17

The Miami Dolphins defeated the New York Jets, 24-17, in a Week 11 AFC East matchup at MetLife Stadium.

The Dolphins opened the game with a lengthy touchdown drive, going 83 yards in 11 plays, ending with a 1-yard touchdown run by wide receiver Jaylen Waddle.

The Jets defense responded on Miami's next possession, intercepting quarterback Tua Tagovailoa. That led to a Jets touchdown that tied the game.

In the second quarter, the Dolphins defense created a turnover with a sack and forced fumble by safety Brandon Jones. It was recovered by defensive tackle Christian Wilkins. However, neither team scored the rest of the first half as the game was tied 7-7 at halftime.

On Miami's first possession of the second half, they took just four plays to find the end zone on a 65-yard touchdown from Tagovailoa to wide receiver Mack Hollins. The play gave the Dolphins a 14-7 lead.

Six minutes later, the Jets answered with a big play of their own on a 62-yard touchdown pass from quarterback Joe Flacco to wide receiver Elijah Moore. That tied the game at 14-14 entering the fourth quarter.

The Dolphins scored twice in the final frame, first on a 5-yard touchdown reception by running back Myles Gaskin from Tagovailoa and later on a 24-yard field goal by kicker Jason Sanders.

Tagovailoa went 27-of-33 on the day for a career-best 81.8 completion percentage. He passed for 273 yards with two touchdowns and one interception. Gaskin led all running backs with 23 carries for 89 yards and one touchdown.

#### GAME STATISTICS

##### RUSHING (Att-Yds-TD):

Miami: M. Gaskin 23-89, D. Johnson 4-18, T. Tagovailoa 3-6, P. Laird 1-4, J. Waddle 1-1-1, A. Wilson 1-(-3).  
N.Y. Jets: Mi. Carter 9-63, T. Coleman 5-16, E. Moore 1-15, T. Johnson 1-5, J. Flacco 2-3.

##### PASSING (A-C-Y-TD-I):

Miami: T. Tagovailoa 33-27-273-2-1, A. Wilson 1-0-0-0-0.  
N.Y. Jets: J. Flacco 39-24-291-2-0.

##### RECEIVING (Rec-Yds-TD):

Miami: J. Waddle 8-65, M. Gesicki 5-50, D. Smythe 4-37, A. Wilson 3-18, M. Gaskin 3-7-1, M. Hollins 2-72-1, A. Shaheen 1-19, P. Laird 1-5.  
N.Y. Jets: E. Moore 8-141-1, J. Crowder 6-44-1, R. Griffin 3-39, C. Davis 3-35, N. Bowden 1-20, T. Johnson 1-8, Mi. Carter 1-2, T. Coleman 1-2.

##### SACKS (Sk-Yds):

Miami: J. Phillips 1-7, Br. Jones 1-6.  
N.Y. Jets: None.

##### INTERCEPTIONS (Int-Yds):

Miami: None.  
N.Y. Jets: A. Davis 1-0.

##### FORCED FUMBLES:

Miami: Br. Jones 1.  
N.Y. Jets: G. Fant 1.

##### FUMBLE RECOVERIES (No-Yds):

Miami: C. Wilkins 1-9.  
N.Y. Jets: None.

TEAM STATS	MIA	NYJ
<b>TOTAL FIRST DOWNS</b>	<b>20</b>	<b>18</b>
By Rushing	5	5
By Passing	13	12
By Penalty	2	1
<b>THIRD DOWN EFFICIENCY</b>	<b>8-14-57.1%</b>	<b>7-14-50.0%</b>
<b>FOURTH DOWN EFFICIENCY</b>	<b>0-0-0.0%</b>	<b>1-1-100.0%</b>
<b>TOTAL NET YARDS</b>	<b>388</b>	<b>380</b>
Total Offensive Plays	67	59
Average gain per offensive play	5.8	6.4
<b>NET YARDS RUSHING</b>	<b>115</b>	<b>102</b>
Total Rushing Plays	33	18
Average gain per rushing play	3.5	5.7
<b>NET YARDS PASSING</b>	<b>273</b>	<b>278</b>
Sacks-Yards	0-0	2-13
Gross yards passing	273	291
<b>ATTEMPTS-COMPLETIONS-INTS</b>	<b>34-27-1</b>	<b>39-24-0</b>
Avg. gain per pass play	8.0	6.8
<b>PUNTS NUMBER AND AVG.</b>	<b>4-47.8</b>	<b>4-38.0</b>
Net Punting Average	40.8	38.0
<b>TOTAL RETURN YARDAGE</b>	<b>0</b>	<b>28</b>
No. and Yards Punt Returns	0-0	2-28
No. and Yards Kickoff Returns	2-18	4-88
No. and Yards Int. Returns	0-0	1-0
<b>PENALTIES Number and Yards</b>	<b>8-62</b>	<b>7-48</b>
<b>FUMBLES Number and Lost</b>	<b>1-0</b>	<b>1-1</b>
<b>RED ZONE EFFICIENCY</b>	<b>2-4-50%</b>	<b>1-4-25%</b>
<b>GOAL TO GO EFFICIENCY</b>	<b>2-2-100%</b>	<b>1-2-50%</b>
<b>TIME OF POSSESSION</b>	<b>33:35</b>	<b>26:25</b>



## 2021 GAME RECAPS

### WEEK 12

NOV. 28, 2021 | MIAMI GARDENS, FLA.  
HARD ROCK STADIUM  
ATTENDANCE: 62,389 | TV: FOX

# CAROLINA 10

# MIAMI 33

### SCORING SUMMARY

	1	2	3	4	F
Carolina	7	3	0	0	10
Miami	7	14	6	6	33

### SCORING DRIVES

TEAM	QTR	TIME	PLAY (EXTRA POINT) (DRIVE INFO)	CAR	MIA
Dolphins	1	9:11	J.Coleman 2 yd. return of blocked punt (J.Sanders kick)	0	7
Panthers	1	6:01	C.Newton 1 yd. run (Z.Gonzalez kick) (6-75, 3:10)	7	7
Dolphins	2	9:01	J.Waddle 9 yd. pass from T.Tagovailoa (J.Sanders kick) (3-9, 1:26)	7	14
Dolphins	2	4:26	M.Gaskin 3 yd. run (J.Sanders kick) (6-73, 2:53)	7	21
Panthers	2	0:00	Z.Gonzalez 41 yd. Field Goal (1-0, 0:01)	10	21
Dolphins	3	4:11	M.Gaskin 3 yd. run (kick failed, hlu) (13-80, 7:24)	10	27
Dolphins	4	10:58	J.Sanders 46 yd. Field Goal (10-19, 6:34)	10	30
Dolphins	4	3:41	J.Sanders 33 yd. Field Goal (10-23, 5:22)	10	33

The Miami Dolphins put all three phases of the game together in their return to Hard Rock Stadium, defeating the Carolina Panthers, 33-10.

Miami's special teams made a quick impact, with linebacker Duke Riley blocking a Carolina punt that was returned two yards by cornerback Justin Coleman for a quick score. The Panthers quickly answered back with a 1-yard rushing touchdown by quarterback Cam Newton to tie the game at 7-7.

In the second quarter, the Dolphins defense stepped up as they forced Newton to throw an interception on back-to-back possessions, first to safety Jevon Holland and then to cornerback Xavier Howard.

Following the second interception by Newton, Dolphins quarterback Tua Tagovailoa connected with wide receiver Jaylen Waddle on a 9-yard touchdown to give the Dolphins a 14-7 lead.

Later in the quarter, running back Myles Gaskin rushed for a 3-yard touchdown on a direct snap to give the Dolphins a 21-7 lead.

With the Dolphins threatening again at the end of the half, a fumbled snap recovered by Carolina put the Panthers in position to hit a 41-yard field goal going into halftime. The Dolphins led 21-10 at the break.

In the second half, Gaskin scored his second touchdown on the day on another 3-yard direct snap, extending the Dolphins lead to 27-7.

Jason Sanders connected on field goals from 33 and 46 yards in the fourth quarter to close out Miami's scoring for the day.

Defensively, the Dolphins were stellar as they recorded a whopping five sacks and three interceptions. Rookie linebacker Jaelan Phillips led all defensive players with three sacks, tying a franchise rookie record.

On the day, Tagovailoa went 27-of-31 for 230 yards with one touchdown and no interceptions. Gaskin led all running backs with 16 carries for 49 yards and two touchdowns. Waddle recorded nine receptions for 137 yards and one touchdown, surpassing 100 yards receiving for the first time in career. He had 119 yards at halftime, becoming the first Dolphins rookie to ever total 100-plus receiving yards in the first half of a game.

### GAME STATISTICS

#### RUSHING (Att-Yds-TD):

Carolina: C. McCaffrey 10-35, S. Chandler 1-14, C. Hubbard 2-6, C. Newton 3-5-1, A. Abdullah 2-4.  
Miami: M. Gaskin 16-49-2, P. Lindsay 12-42, S. Ahmed 5-17, D. Smythe 2-3, T. Tagovailoa 4-0.

#### PASSING (A-C-Y-TD-I):

Carolina: C. Newton 21-5-92-0-2, P. Walker 10-5-87-0-1.  
Miami: T. Tagovailoa 31-27-230-1-0.

#### RECEIVING (Rec-Yds-TD):

Carolina: D. Moore 4-103, A. Abdullah 2-20, B. Zylstra 1-24, R. Anderson 1-15, A. Erickson 1-13, T. Tremble 1-4.  
Miami: J. Waddle 9-137-1, D. Smythe 5-32, A. Wilson 5-17, M. Gaskin 3-17, M. Gaskin 2-3, I. Ford 1-11, S. Ahmed 1-9, P. Williams 1-4.

#### SACKS (Sk-Yds):

Carolina: B. Burns 1-18, P. Hoskins 1-8.  
Miami: J. Phillips 3-28, E. Ogbah 1-9, C. Wilkins 1-8.

#### INTERCEPTIONS (Int-Yds):

Carolina: None.  
Miami: X. Howard 1-16, J. Holland 1-0, N. Needham 1-0.

#### FORCED FUMBLES:

Carolina: B. Burns 1.  
Miami: None.

#### FUMBLE RECOVERIES (No-Yds):

Carolina: F. Luvu 1-28.  
Miami: None.

#### TEAM STATS

	CAR	MIA
<b>TOTAL FIRST DOWNS</b>	10	22
By Rushing	5	9
By Passing	5	11
By Penalty	0	2
<b>THIRD DOWN EFFICIENCY</b>	4-14-28.6%	6-14-42.9%
<b>FOURTH DOWN EFFICIENCY</b>	2-3-66.7%	2-2-100.0%
<b>TOTAL NET YARDS</b>	198	315
Total Offensive Plays	54	72
Average gain per offensive play	3.7	4.4
<b>NET YARDS RUSHING</b>	64	111
Total Rushing Plays	18	39
Average gain per rushing play	3.6	2.8
<b>NET YARDS PASSING</b>	134	204
Sacks-Yards	5-45	2-26
Grass yards passing	179	230
<b>ATTEMPTS-COMPLETIONS-INTS</b>	31-10-3	31-27-0
Avg. gain per pass play	3.7	6.2
<b>PUNTS NUMBER AND AVG.</b>	6-43.5	4-40.5
Net Punting Average	35.8	40.5
<b>TOTAL RETURN YARDAGE</b>	0	42
No. and Yards Punt Returns	0-0	3-26
No. and Yards Kickoff Returns	0-0	0-0
No. and Yards Int. Returns	0-0	3-16
<b>PENALTIES Number and Yards</b>	7-61	5-35
<b>FUMBLES Number and Lost</b>	0-0	4-1
<b>RED ZONE EFFICIENCY</b>	1-2-50%	3-4-75%
<b>GOAL TO GO EFFICIENCY</b>	1-1-100%	3-3-100%
<b>TIME OF POSSESSION</b>	22:26	37:34



# 2021 GAME RECAPS

## WEEK 13

DEC. 5, 2021 | MIAMI GARDENS, FLA.  
HARD ROCK STADIUM  
ATTENDANCE: 65,898 | TV: FOX

<b>N.Y. GIANTS 9</b>	<b>MIAMI 20</b>
----------------------	-----------------

SCORING SUMMARY					
	1	2	3	4	F
N.Y. Giants	0	3	3	3	9
Miami	0	10	0	10	20

The Miami Dolphins defeated the New York Giants in a Week 13 matchup at Hard Rock Stadium by the score of 20-9.

Defense set the tone early in the game, as cornerback Xavien Howard recorded an interception in the first quarter. It was the 26th interception of his career.

In the second quarter, the scoring started with a 39-yard field goal from Giants kicker Graham Gano to give the Giants an early 3-0 lead. The Dolphins answered back later in the quarter with a 48-yard field goal from Jason Sanders to tie things up at 3-3.

In the closing seconds of the first half, quarterback Tua Tagovailoa connected with wide receiver Mack Hollins on a 5-yard touchdown pass in the corner of the end zone to give the Dolphins a 10-3.

In the third quarter, the Giants connected on a 34-yard field goal by Gano to trim the Dolphins' lead to 10-6. Later, Dolphins rookie linebacker Jaelen Phillips recorded back-to-back sacks on quarterback Mike Glennon, which ultimately shifted the momentum of the game. Phillips' two sacks gave him 8.5 on the season, breaking the Dolphins rookie sack record.

In the final frame, Tagovailoa connected on a 25-yard pass to wide receiver Jaylen Waddle, allowing the first-year player to break the Dolphins rookie reception record. He finished the game with 86 receptions on the season.

On that same drive, Tagovailoa connected with wide receiver Isaiah Ford for a two-yard touchdown to give the Dolphins a 17-6 lead.

In the closing minutes of the game, the Giants answered back with a 51-yard field goal by Gano to trim the Dolphins lead to 17-6. Sanders answered back with the final score of the game, connecting on a 48-yard field goal.

On the day, Tagovailoa went 30-of-41 for 244 yards with two touchdowns. Waddle led all receivers with nine receptions for 90 yards.

## SCORING DRIVES

TEAM	QTR	TIME	PLAY (EXTRA POINT)	(DRIVE INFO)	NYG	MIA
Giants	2	13:12	G.Gano 39 yd.	Field Goal (7-16, 2:37)	3	0
Dolphins	2	7:07	J.Sanders 48 yd.	Field Goal (11-47, 6:05)	3	3
Dolphins	2	0:26	M.Hollins 5 yd.	pass from T.Tagovailoa (J.Sanders kick) (14-89, 3:52)	3	10
Giants	3	10:29	G.Gano 34 yd.	Field Goal (10-69, 3:31)	6	10
Dolphins	4	11:06	I.Ford 2 yd.	pass from T.Tagovailoa (J.Sanders kick) (7-61, 3:45)	6	17
Giants	4	4:59	G.Gano 51 yd.	Field Goal (10-25, 3:43)	9	17
Dolphins	4	1:11	J.Sanders 48 yd.	Field Goal (10-45, 3:48)	9	20

## GAME STATISTICS

### RUSHING (Att-Yds-TD):

N.Y. Giants: S. Barkley 11-55, D. Booker 6-36.  
Miami: M. Gaskin 15-44, S. Ahmed 8-23, T. Tagovailoa 2-1.

### PASSING (A-C-Y-TD-I):

N.Y. Giants: M. Glennon 44-23-187-0-1.  
Miami: T. Tagovailoa 41-30-244-2-0.

### RECEIVING (Rec-Yds-TD):

N.Y. Giants: S. Barkley 6-19, E. Ingram 4-61, D. Booker 4-18, K. Golladay 3-37, P. Cooper 2-21, K. Rudolph 2-18, D. Slayton 2-13.  
Miami: J. Waddle 9-90, M. Gesicki 7-46, D. Parker 5-62, A. Wilson 4-26, M. Gaskin 2-5, H. Long 1-8, M. Hollins 1-5-1, I. Ford 1-2-1.

### SACKS (Sk-Yds):

N.Y. Giants: A. Ojulari 1-9, Q. Roche 1-6.  
Miami: J. Phillips 2-20, A. Butler 1-8.

### INTERCEPTIONS (Int-Yds):

N.Y. Giants: None.  
Miami: X. Howard 1-0.

### FORCED FUMBLES:

N.Y. Giants: None.  
Miami: None.

### FUMBLE RECOVERIES (No-Yds):

N.Y. Giants: None.  
Miami: None.

TEAM STATS	NYG	MIA
<b>TOTAL FIRST DOWNS</b>	<b>16</b>	<b>19</b>
By Rushing	6	1
By Passing	10	17
By Penalty	0	1
<b>THIRD DOWN EFFICIENCY</b>	<b>6-16-37.5%</b>	<b>6-15-40.0%</b>
<b>FOURTH DOWN EFFICIENCY</b>	<b>1-1-100.0%</b>	<b>0-0-0.0%</b>
<b>TOTAL NET YARDS</b>	<b>250</b>	<b>297</b>
Total Offensive Plays	64	68
Average gain per offensive play	3.9	4.4
<b>NET YARDS RUSHING</b>	<b>91</b>	<b>68</b>
Total Rushing Plays	17	25
Average gain per rushing play	5.4	2.7
<b>NET YARDS PASSING</b>	<b>159</b>	<b>229</b>
Sacks-Yards	3-28	2-15
Gross yards passing	187	244
<b>ATTEMPTS-COMPLETIONS-INTS</b>	<b>44-23-1</b>	<b>41-30-0</b>
Avg. gain per pass play	3.4	5.3
<b>PUNTS NUMBER AND AVG.</b>	<b>6-41.3</b>	<b>6-48.3</b>
Net Punting Average	36.8	44.7
<b>TOTAL RETURN YARDAGE</b>	<b>22</b>	<b>7</b>
No. and Yards Punt Returns	3-22	1-7
No. and Yards Kickoff Returns	0-0	2-32
No. and Yards Int. Returns	0-0	1-0
<b>PENALTIES Number and Yards</b>	<b>3-23</b>	<b>3-15</b>
<b>FUMBLES Number and Lost</b>	<b>0-0</b>	<b>0-0</b>
<b>RED ZONE EFFICIENCY</b>	<b>0-1-0%</b>	<b>2-2-100%</b>
<b>GOAL TO GO EFFICIENCY</b>	<b>0-0-0%</b>	<b>2-2-100%</b>
<b>TIME OF POSSESSION</b>	<b>29:20</b>	<b>30:40</b>



# 2021 GAME RECAPS

## WEEK 15

DEC. 19, 2021 | MIAMI GARDENS, FLA.  
HARD ROCK STADIUM  
ATTENDANCE: 66,035 | TV: CBS

<b>N.Y. JETS 24</b>	<b>MIAMI 31</b>
---------------------	-----------------

SCORING SUMMARY					
	1	2	3	4	F
N.Y. Jets	10	7	0	7	24
Miami	0	10	7	14	31

The Miami Dolphins faced the New York Jets at Hard Rock Stadium, defeating their AFC East divisional foe 31-24 to extend their winning streak to six games.

The Dolphins started off slow, falling behind 10-0 to start the game. Miami closed the deficit to 10-7 early in the second quarter on a 1-yard touchdown run by running back Duke Johnson.

The Jets answered back with a touchdown of their own by quarterback Zach Wilson on a 1-yard touchdown run. Following that score, the Dolphins put together a 14-play drive which concluded with a 24-yard field goal by kicker Jason Sanders to bring the score to 17-10 at halftime.

In the third quarter, the scoring continued for the Dolphins as they scored on a 6-yard touchdown run by Johnson, a Miami native, for his second score of the day. In the fourth quarter, quarterback Tua Tagovailoa connected with defensive tackle Christian Wilkins, who lined up at fullback, for a 1-yard score to give the Dolphins a 24-17 lead. Later in the quarter, Tagovailoa threw an interception to Jets cornerback Brandin Echols, who returned it 20 yards for a touchdown to tie the game at 24.

On the following possession, Tagovailoa deftly led the Dolphins down the field on a 9-play 75-yard drive which was capped off with a 11-yard touchdown pass to wide receiver DeVante Parker, which proved to be the winning score.

On the day, Tagovailoa went 16-of-27 for 196 yards with two touchdowns and two interceptions. Johnson led all running backs with 22 carries for a career-high 107 yards and two touchdowns. Parker led all receivers with 68 yards and one touchdown on four catches. Defensively, the Dolphins had six total sacks in the game, led by linebacker Jerome Baker with two sacks.

### SCORING DRIVES

TEAM	QTR	TIME	PLAY (EXTRA POINT) (DRIVE INFO)	NYJ	MIA
Jets	1	7:02	B.Berrios 2 yd. run (E.Pineiro kick) (10-83, 6:04)	7	0
Jets	1	4:30	E.Pineiro 27 yd. Field Goal (6-16, 2:19)	10	0
Dolphins	2	13:42	D.Johnson 1 yd. run (J.Sanders kick) (8-68, 4:01)	10	7
Jets	2	9:29	Z.Wilson 1 yd. run (E.Pineiro kick) (8-75, 4:13)	17	7
Dolphins	2	1:59	J.Sanders 24 yd. Field Goal (14-69, 7:30)	17	10
Dolphins	3	9:44	D.Johnson 6 yd. run (J.Sanders kick) (8-78, 3:36)	17	17
Dolphins	4	14:23	C.Wilkins 1 yd. pass from T.Tagovailoa (J.Sanders kick) (12-58, 6:35)	17	24
Jets	4	7:45	B.Echols 20 yd. interception return (E.Pineiro kick)	24	24
Dolphins	4	3:37	D.Parker 11 yd. pass from T.Tagovailoa (J.Sanders kick) (9-75, 4:08)	24	31

### GAME STATISTICS

#### RUSHING (Att-Yds-TD):

N.Y. Jets: T. Coleman 8-50, M. Carter 8-18, Z. Wilson 4-12-1, A. Walter 2-12, B. Berrios 2-10-1  
Miami: D. Johnson 22-107-2, M. Gaskin 10-54, T. Tagovailoa 7-19, J. Brissett 1-2, A. Wilson 1-1, C. Fejedelem 1-0.

#### PASSING (A-C-Y-TD-J):

N.Y. Jets: Z. Wilson 24-13-170-0-0, K. Cole 1-0-0-0-0.  
Miami: T. Tagovailoa 27-16-196-2-2.

#### RECEIVING (Rec-Yds-TD):

N.Y. Jets: J. Crowder 5-40, R. Griffin 2-39, T. Kroft 2-35, B. Berrios 1-26, T. Wesco 1-19, K. Cole 1-9, M. Carter 1-2.  
Miami: M. Gesicki 5-43, D. Parker 4-68-1, I. Ford 3-51, D. Johnson 1-20, A. Wilson 1-9, D. Smyth 1-4, C. Wilkins 1-1-1.

#### SACKS (Sk-Yds):

N.Y. Jets: S. Rankins 1-0.  
Miami: J. Baker 2-19, A. Van Ginkel 1-9, Br. Jones 1-8, Z. Sieler 1-7, E. Ogbah 1-1.

#### INTERCEPTIONS (Int-Yds):

N.Y. Jets: B. Echols 1-20-1, A. Davis 1-18.  
Miami: None.

#### FORCED FUMBLES:

N.Y. Jets: None.  
Miami: Z. Sieler 1.

#### FUMBLE RECOVERIES (No-Yds):

N.Y. Jets: S. Rankins 1-0.  
Miami: E. Ogbah 1-0.

TEAM STATS	NYJ	MIA
<b>TOTAL FIRST DOWNS</b>	<b>16</b>	<b>23</b>
By Rushing	6	12
By Passing	8	10
By Penalty	2	1
<b>THIRD DOWN EFFICIENCY</b>	<b>3-11-27.3%</b>	<b>5-12-41.7%</b>
<b>FOURTH DOWN EFFICIENCY</b>	<b>0-1-0.0%</b>	<b>2-3-66.7%</b>
<b>TOTAL NET YARDS</b>	<b>228</b>	<b>379</b>
Total Offensive Plays	54	70
Average gain per offensive play	4.2	5.4
<b>NET YARDS RUSHING</b>	<b>102</b>	<b>183</b>
Total Rushing Plays	24	42
Average gain per rushing play	4.3	4.4
<b>NET YARDS PASSING</b>	<b>126</b>	<b>196</b>
Sacks-Yards	6-44	1-0
Gross yards passing	170	196
<b>ATTEMPTS-COMPLETIONS-INTS</b>	<b>24-13-0</b>	<b>27-16-2</b>
Avg. gain per pass play	4.2	7.0
<b>PUNTS NUMBER AND AVG.</b>	<b>6-46.5</b>	<b>3-53.0</b>
Net Punting Average	45.7	45.3
<b>TOTAL RETURN YARDAGE</b>	<b>61</b>	<b>5</b>
No. and Yards Punt Returns	2-23	1-5
No. and Yards Kickoff Returns	0-0	0-0
No. and Yards Int. Returns	2-38	0-0
<b>PENALTIES Number and Yards</b>	<b>3-32</b>	<b>5-45</b>
<b>FUMBLES Number and Lost</b>	<b>1-1</b>	<b>2-1</b>
<b>RED ZONE EFFICIENCY</b>	<b>2-3-67%</b>	<b>4-5-80%</b>
<b>GOAL TO GO EFFICIENCY</b>	<b>2-2-100%</b>	<b>3-4-75%</b>
<b>TIME OF POSSESSION</b>	<b>25:38</b>	<b>34:22</b>





# 2021 GAME RECAPS

## WEEK 16

DEC. 27, 2021 | NEW ORLEANS, LA.  
CAESARS SUPERDOME  
ATTENDANCE: 69,170 | TV: ESPN

MIAMI 20

NEW ORLEANS 3

### SCORING SUMMARY

	1	2	3	4	F
Miami	10	0	7	3	20
New Orleans	0	3	0	0	3

### SCORING DRIVES

TEAM	QTR	TIME	PLAY (EXTRA POINT)	(DRIVE INFO)	MIA	NO
Dolphins	1	10:25		N.Needham 28 yd. interception return (J.Sanders kick)	7	0
Dolphins	1	2:09		J.Sanders 48 yd. Field Goal (12-39, 6:42)	10	0
Saints	2	2:45		B.Maher 38 yd. Field Goal (8-55, 4:39)	10	3
Dolphins	3	5:10		J.Waddle 1 yd. pass from T.Tagovailoa (J.Sanders kick) (9-86, 4:30)	17	3
Dolphins	4	12:05		J.Sanders 34 yd. Field Goal (6-22, 2:12)	20	3

The Miami Dolphins faced the New Orleans Saints in a pivotal Week 16 matchup at the Caesars Superdome, winning their seventh straight game by the score of 20-3 on Monday Night Football.

After punting on their opening offensive possession, the Dolphins defense wasted no time getting the scoring going with a 28-yard interception returned for a touchdown by cornerback Nik Needham created off a tipped pass from linebacker Andrew Van Ginkel. Later in the first quarter, kicker Jason Sanders converted on a 48-yard field goal to give the Dolphins a 10-0 lead.

In the second quarter, the Saints scored on a 38-yard field goal attempt by kicker Brett Maher to cut the Dolphins lead to 10-3.

In the second half, the Dolphins defense picked up where they left off, forcing the Saints to punt following a three-and-out on their opening second-half possession. On the next drive, quarterback Tua Tagovailoa threw an interception to cornerback Marshon Lattimore on a pass intended for wide receiver Mack Hollins.

On the following defensive possession, the Dolphins defense recorded two sacks, which gave the offense the opportunity to put points on the board.

Tagovailoa rebounded from the interception and led the team on a 9-play, 84-yard drive which featured a big 40 yard completion to Hollins. The drive was capped off by a 1-yard touchdown reception by wide receiver Jaylen Waddle to give the Dolphins the 17-3 lead.

In the final game, the Dolphins scored again on a 34-yard field goal by Sanders to extend the lead to 20-3. Safety Brandon Jones intercepted New Orleans quarterback Ian Book to close the page on the Saints. It was the first win for the Dolphins against the Saints since 2005 and the 43rd all-time Monday Night Football victory in franchise history.

Tagovailoa finished the game 19-of-26 for 198 yards with one touchdown and one interception. Waddle led all receivers with 10 receptions from 92 yards and one touchdown. He is now the Dolphins recordholder for rookie receiving yards in a season, breaking Chris Chambers' mark of 883 set in 2001. His 10 receptions also tied Jerry Rice's rookie record for most receptions on a Monday Night Football game.

Defensively, the Dolphins had eight sacks in addition to the two interceptions. Defensive end Emmanuel Ogbah led all defensive players with two sacks. The Dolphins held New Orleans to 0-for-12 on third-down opportunities and just 81 passing yards.

### GAME STATISTICS

#### RUSHING (Att-Yds-TD):

Miami: D. Johnson 13-39, P. Lindsay 13-36, M. Gaskin 3-10, T. Tagovailoa 1-1.  
New Orleans: A. Kamara 13-52, M. Ingram 4-17, I. Book 3-6, T. Jones 2-6, A. Prentice 1-2.

#### PASSING (A-C-Y-TD-I):

Miami: T. Tagovailoa 26-19-198-1-1.  
New Orleans: I. Book 20-12-135-0-2.

#### RECEIVING (Rec-Yds-TD):

Miami: J. Waddle 10-92-1, D. Smythe 3-31, M. Gesicki 3-22, M. Hollins 1-40, T. Lewis 1-7, M. Gaskin 1-6.  
New Orleans: M. Callaway 4-46, L. Humphrey 3-70, E. Wolf 2-8, A. Kamara 2-7, K. Stills 1-4.

#### SACKS (Sk-Yds):

Miami: E. Ogbah 2-15.5, J. Baker 1-5.13, X. Howard 1-0, Br. Jones 1-3, Z. Sieler 1-11, R. Davis 0.5-0.5, J. Holland 0.5-6, C. Wilkins 0.5-5.  
New Orleans: C. Jordan 2-9, M. Davenport 1-16.

#### INTERCEPTIONS (Int-Yds):

Miami: N. Needham 1-28-1, Br. Jones 1-8.  
New Orleans: M. Lattimore 1-0.

#### FORCED FUMBLES:

Miami: None.  
New Orleans: M. Davenport 1.

#### FUMBLE RECOVERIES (No-Yds):

Miami: None.  
New Orleans: None.

TEAM STAT	MIA	NO
<b>TOTAL FIRST DOWNS</b>	<b>16</b>	<b>10</b>
By Rushing	2	3
By Passing	10	5
By Penalty	4	2
<b>THIRD DOWN EFFICIENCY</b>	<b>5-15-33.3%</b>	<b>0-12-0.0%</b>
<b>FOURTH DOWN EFFICIENCY</b>	<b>0-0-0.0%</b>	<b>1-3-33.3%</b>
<b>TOTAL NET YARDS</b>	<b>259</b>	<b>164</b>
Total Offensive Plays	59	51
Average gain per offensive play	4.4	3.2
<b>NET YARDS RUSHING</b>	<b>86</b>	<b>83</b>
Total Rushing Plays	30	23
Average gain per rushing play	2.9	3.6
<b>NET YARDS PASSING</b>	<b>173</b>	<b>81</b>
Sacks-Yards	3-25	8-54
Gross yards passing	198	135
<b>ATTEMPTS-COMPLETIONS-INTS</b>	<b>26-19-1</b>	<b>20-12-2</b>
Avg. gain per pass play	6.0	2.9
<b>PUNTS NUMBER AND AVG.</b>	<b>6-42.5</b>	<b>7-45.1</b>
Net Punting Average	38.0	43.9
<b>TOTAL RETURN YARDAGE</b>	<b>45</b>	<b>27</b>
No. and Yards Punt Returns	3-9	3-27
No. and Yards Kickoff Returns	1-23	1-26
No. and Yards Int. Returns	2-36	1-0
<b>PENALTIES Number and Yards</b>	<b>7-65</b>	<b>7-62</b>
<b>FUMBLES Number and Lost</b>	<b>1-0</b>	<b>0-0</b>
<b>RED ZONE EFFICIENCY</b>	<b>1-3-33%</b>	<b>0-1-0%</b>
<b>GOAL TO GO EFFICIENCY</b>	<b>1-1-100%</b>	<b>0-0-0%</b>
<b>TIME OF POSSESSION</b>	<b>33:56</b>	<b>26:04</b>



## 2021 GAME RECAPS

### WEEK 17

JAN. 2, 2022 | NASHVILLE, TENN.  
NISSAN STADIUM  
ATTENDANCE: 69,091 | TV: CBS

### SCORING SUMMARY

	1	2	3	4	F
Miami	0	3	0	0	3
Tennessee	7	10	0	17	34

## MIAMI 3

## TENNESSEE 34

### SCORING DRIVES

TEAM	QTR	TIME	PLAY (EXTRA POINT) (DRIVE INFO)	MIA	TEN
Titans	1	1:24	G.Swaim 1 yd. pass from R.Tannehill (R.Bullock kick) (8-46, 4:11)	0	7
Titans	2	14:15	R.Bullock 23 yd. Field Goal (4-9, 1:50)	0	10
Dolphins	2	9:43	J.Sanders 39 yd. Field Goal (10-54, 4:32)	3	10
Titans	2	3:18	D.Foreman 21 yd. run (R.Bullock kick) (11-75, 6:25)	3	17
Titans	4	7:42	A.Firkser 15 yd. pass from R.Tannehill (R.Bullock kick) (5-58, 2:38)	3	24
Titans	4	2:58	R.Bullock 44 yd. Field Goal (7-18, 2:46)	3	27
Titans	4	1:53	D.Hilliard 39 yd. run (R.Bullock kick) (3-38, 0:56)	3	34

The Miami Dolphins fell to the Tennessee Titans at Nissan Stadium, 34-3. In cool and rainy conditions, the contest started slow with both teams punting on the first four possessions of the game.

The first score came when Titans quarterback Ryan Tannehill completed a 1-yard touchdown pass to tight end Geoff Swaim late in the first quarter to give the Titans the early 7-0 lead.

The following offensive possession for the Dolphins came with a costly mistake when quarterback Tua Tagovailoa fumbled on an attempted pass that led to a Titans field goal.

On the next drive, Miami was able to get on the scoreboard when kicker Jason Sanders connected on a 39-yard field goal, trimming the lead to 10-3. Following the field goal, Titans running back D'Onta Foreman scored on a 21-yard run to extend Tennessee's lead to 17-3 going into halftime.

In the second half, the offensive woes continued as neither team scored in the third quarter.

The Dolphins were unable to get anything going offensively, turning the ball over on downs on two consecutive drives. Tagovailoa was intercepted on the following drive and Tennessee capitalized, scoring 17 unanswered in the fourth quarter.

On the day, Tagovailoa was 18-of-38 for 205 yards and one interception. Gesicki led all pass catchers with four receptions for 51 yards and moved into third place among tight ends in Dolphins career receiving yardage.

### GAME STATISTICS

#### RUSHING (Att-Yds-TD):

Miami: D. Johnson 7-49, M. Gaskin 5-23, P. Lindsay 2-1, T. Tagovailoa 2-1.  
Tennessee: D. Foreman 26-132-1, D. Hilliard 8-45-1, J. McNichols 2-14, R. Tannehill 4-7.

#### PASSING (A-C-Y-TD-I):

Miami: T. Tagovailoa 38-18-205-0-1, M. Gesicki 1-0-0-0-0.  
Tennessee: R. Tannehill 18-13-120-2-0.

#### RECEIVING (Rec-Yds-TD):

Miami: M. Gesicki 4-51, D. Parker 4-46, J. Waddle 3-47, D. Smythe 3-37, D. Johnson 2-16, P. Lindsay 1-8, I. Ford 1-0.  
Tennessee: D. Hilliard 3-33, A. Firkser 3-24-1, G. Swaim 3-9-1, A. Brown 2-41, C. Rogers 2-13.

#### SACKS (Sk-Yds):

Miami: J. Baker 1-10.  
Tennessee: H. Landry 1-8, Team 1-7, D. Autry 1-6, K. Peko 1-2.

#### INTERCEPTIONS (Int-Yds):

Miami: None.  
Tennessee: D. Long 1-0.

#### FORCED FUMBLES:

Miami: None.  
Tennessee: K. Peko.

#### FUMBLE RECOVERIES (No-Yds):

Miami: None.  
Tennessee: E. Molden 1-0.

TEAM STATS	MIA	TEN
<b>TOTAL FIRST DOWNS</b>	<b>16</b>	<b>17</b>
By Rushing	3	7
By Passing	11	7
By Penalty	2	3
<b>THIRD DOWN EFFICIENCY</b>	<b>3-12-25.0%</b>	<b>7-15-46.7%</b>
<b>FOURTH DOWN EFFICIENCY</b>	<b>1-3-33.3%</b>	<b>1-1-100.0%</b>
<b>TOTAL NET YARDS</b>	<b>256</b>	<b>308</b>
Total Offensive Plays	59	59
Average gain per offensive play	4.3	5.2
<b>NET YARDS RUSHING</b>	<b>74</b>	<b>198</b>
Total Rushing Plays	16	40
Average gain per rushing play	4.6	5.0
<b>NET YARDS PASSING</b>	<b>182</b>	<b>110</b>
Sacks-Yards	4-23	1-10
Gross yards passing	205	120
<b>ATTEMPTS-COMPLETIONS-INTS</b>	<b>39-18-1</b>	<b>18-13-0</b>
Avg. gain per pass play	4.2	5.8
<b>PUNTS NUMBER AND AVG.</b>	<b>4-36.8</b>	<b>4-44.3</b>
Net Punting Average	29.8	40.5
<b>TOTAL RETURN YARDAGE</b>	<b>15</b>	<b>28</b>
No. and Yards Punt Returns	2-15	3-28
No. and Yards Kickoff Returns	2-34	1-24
No. and Yards Int. Returns	0-0	1-0
<b>PENALTIES Number and Yards</b>	<b>5-55</b>	<b>6-70</b>
FUMBLES Number and Lost	4-1	1-0
<b>RED ZONE EFFICIENCY</b>	<b>0-0-0%</b>	<b>2-3-67%</b>
<b>GOAL TO GO EFFICIENCY</b>	<b>0-0-0%</b>	<b>1-1-100%</b>
<b>TIME OF POSSESSION</b>	<b>26:48</b>	<b>33:12</b>



# 2021 GAME RECAPS

## WEEK 18

JAN. 9, 2022 | MIAMI GARDENS, FLA.  
HARD ROCK STADIUM  
ATTENDANCE: 66,514 | TV: CBS

### NEW ENGLAND 24

### MIAMI 33

#### SCORING SUMMARY

	1	2	3	4	F
New England	0	7	3	14	24
Miami	14	3	7	9	33

The Miami Dolphins defeated the New England Patriots, 33-24 in the season finale at Hard Rock Stadium.

It didn't take long for the Miami Dolphins offense to put points on the board as the team went down the field and scored in 13 plays on their first offensive possession. Quarterback Tua Tagovailoa went a perfect 7-of-7 passing for 53 yards and capped the drive off with a 7-yard touchdown pass to wide receiver Jaylen Waddle.

On the drive, Waddle broke the NFL rookie reception record previously held by Anquan Boldin (101) set back in 2003. Waddle finished the season with 104 receptions.

The Dolphins also scored on New England's first possession when cornerback Xavien Howard intercepted Patriots quarterback Mac Jones and returned it 37 yards for a touchdown to extend the lead to 14-0.

The Dolphins added to their lead in the second quarter with a 30-yard field goal from kicker Jason Sanders to make it 17-0.

Later in the second quarter, the Patriots cut into the Dolphins lead on a 15-yard touchdown run by running back Brandon Bolden, trimming the score to 17-7.

In the third quarter, Patriots kicker Nick Folk made a 43-yard field goal to make it a one-score game at 17-10. Following the field goal, it took the Dolphins offense just eight plays – and two crucial defensive penalties – to score again as running back Duke Johnson finished the drive on a 1-yard touchdown run to make the score 24-10 Miami.

In the fourth quarter, the Dolphins scored on a 49-yard field goal by Sanders and the Patriots scored two touchdowns, closing the Dolphins lead to a field goal.

With less than 10 seconds remaining, punter Michael Palardy pined the Patriots inside their own two-yard line. New England attempted a 98-yard play with multiple laterals but it was stopped when Dolphins linebacker Sam Eguavoen recovered a fumble in the end zone to make the final score 33-24.

Tagovailoa completed 15-of-22 passes for 109 yards with one touchdown. Johnson led all running backs with a career-high 117 rushing yards. Waddle had five catches and one touchdown and became the first Dolphins rookie to have a 1,000-yard season, finishing with 1,015 yards.

Defensively, the Dolphins forced three turnovers and Howard, who was selected as a Pro Bowl starter this year, recorded his 27th career interception.

#### SCORING DRIVES

TEAM	QTR	TIME	PLAY (EXTRA POINT) (DRIVE INFO)	NE	MIA
Dolphins	1	7:34	T.Tagovailoa (J.Sanders kick) (13-77, 7:26)	0	7
Dolphins	1	6:07	X.Howard 37 yd. interception return (J.Sanders kick)	0	14
Dolphins	2	11:09	J.Sanders 30 yd. Field Goal (15-77, 6:58)	0	17
Patriots	2	7:36	B.Bolden 15 yd. run (N.Folk kick) (7-74, 3:33)	7	17
Patriots	3	8:27	N.Folk 43 yd. Field Goal (13-50, 6:33)	10	17
Dolphins	3	4:31	D.Johnson 1 yd. run (J.Sanders kick) (8-75, 3:56)	10	24
Dolphins	4	10:55	J.Sanders 49 yd. Field Goal (10-45, 6:30)	10	27
Patriots	4	6:32	B.Bolden 18 yd. pass from M.Jones (N.Folk kick) (10-75, 4:23)	17	27
Patriots	4	2:53	D.Harris 1 yd. run (N.Folk kick) (6-76, 1:56)	24	27
Dolphins	4	0:00	S.Eguavoen fumble recovery in end zone	24	33

#### GAME STATISTICS

##### RUSHING (Att-Yds-TD):

New England: B. Bolden 7-46-1, D. Harris 11-37-1, R. Stevenson 4-34, K. Bourne 1-8, J. Smith 1-5, M. Jones 3-4.  
Miami: D. Johnson 25-117-1, P. Lindsay 11-40, T. Tagovailoa 5-38, M. Palardy 1-1, M. Gaskin 1(-)-1.

##### PASSING (A-C-Y-TD-I):

New England: M. Jones 30-20-261-1-1.  
Miami: T. Tagovailoa 22-15-109-1-0.

##### RECEIVING (Rec-Yds-TD):

New England: H. Henry 5-86, J. Meyers 4-70, D. Harris 4-36, K. Bourne 3-24, B. Bolden 2-20-1, N. Agholor 1-23, R. Stevenson 1-2.  
Miami: J. Waddle 5-27-1, M. Gaskin 3-11, D. Smythe 2-32, M. Gesicki 2-22, D. Parker 2-12, D. Johnson 1-5.

##### SACKS (Sk-Yds):

New England: K. Van Noy 1-6.  
Miami: A. Van Ginkel 1-8, C. Wilkins 1-8.

##### INTERCEPTIONS (Int-Yds):

New England: None.  
Miami: X. Howard 1-37-1.

##### FORCED FUMBLES:

New England: None.  
Miami: None.

##### FUMBLE RECOVERIES (No-Yds):

New England: None.  
Miami: S. Eguavoen 1-0-1, J. Phillips 1-0.

TEAM STATS	NE	MIA
<b>TOTAL FIRST DOWNS</b>	<b>21</b>	<b>23</b>
By Rushing	11	12
By Passing	8	7
By Penalty	2	4
<b>THIRD DOWN EFFICIENCY</b>	<b>5-10-50.0%</b>	<b>7-15-46.7%</b>
<b>FOURTH DOWN EFFICIENCY</b>	<b>0-0-0.0%</b>	<b>0-1-0.0%</b>
<b>TOTAL NET YARDS</b>	<b>379</b>	<b>298</b>
Total Offensive Plays	59	66
Average gain per offensive play	6.4	4.5
<b>NET YARDS RUSHING</b>	<b>134</b>	<b>195</b>
Total Rushing Plays	27	43
Average gain per rushing play	5.0	4.5
<b>NET YARDS PASSING</b>	<b>245</b>	<b>103</b>
Sacks-Yards	2-16	1-6
Gross yards passing	261	109
<b>ATTEMPTS-COMPLETIONS-INTS</b>	<b>30-20-1</b>	<b>22-15-0</b>
Avg. gain per pass play	7.7	4.5
<b>PUNTS NUMBER AND AVG.</b>	<b>3-46.0</b>	<b>4-52.3</b>
Net Punting Average	39.3	47.3
<b>TOTAL RETURN YARDAGE</b>	<b>20</b>	<b>37</b>
No. and Yards Punt Returns	2-20	0-0
No. and Yards Kickoff Returns	1-24	2-38
No. and Yards Int. Returns	0-0	1-37
<b>PENALTIES Number and Yards</b>	<b>8-78</b>	<b>5-33</b>
<b>FUMBLES Number and Lost</b>	<b>2-2</b>	<b>0-0</b>
<b>RED ZONE EFFICIENCY</b>	<b>3-4-75%</b>	<b>2-3-67%</b>
<b>GOAL TO GO EFFICIENCY</b>	<b>1-1-100%</b>	<b>1-1-100%</b>
<b>TIME OF POSSESSION</b>	<b>26:24</b>	<b>33:36</b>



**BIOS**



## STEPHEN ROSS

CHAIRMAN OF THE BOARD / MANAGING GENERAL PARTNER

COLLEGE: MICHIGAN

NFL: 14TH SEASON

DOLPHINS: 14TH SEASON

Stephen M. Ross, Chairman and Founder of Related Companies, the most prominent privately-owned real estate firm in the United States, first invested in the Miami Dolphins in February 2008, and in 2009, assumed the responsibilities of managing general partner of both the Miami Dolphins and Hard Rock Stadium. The role is the culmination of one of his long-held dreams -- Ross grew up in South Florida and the Dolphins have been a lifetime passion for him.

Throughout the Dolphins organization, Ross' ethos of building a first-class team on and off the field is etched deep. His \$730 million investment in Hard Rock Stadium and its surrounding properties has transformed the iconic venue into a global entertainment destination that showcases the best Miami has to offer. From world-class fare to arts, culture and luxury hospitality, Hard Rock Stadium now delivers an elevated guest experience that is unparalleled in professional sports. As a result of the privately-funded renovation, Hard Rock Stadium attracted and secured Super Bowl LIV – which coincided with the 100th season of the NFL – the 2021 College Football Playoff National Championship, major concerts, international soccer matches and a host of world-class events.

On the football side, Ross has demonstrated a steadfast commitment to provide coaches, support staff and players the necessary resources to build a winning team that will compete consistently for championships. He invested \$135 million into the state-of-the-art Baptist Health Training Complex, which opened in July 2021. Completed by Moss Construction with interior design by Rockwell Group and architecture by ROSSETTI, the 217,200 square-foot best-in-class venue was meticulously planned to create a contemporary, welcoming training environment for coaches, players, and staff. It includes a 92,200 square foot indoor field, two full natural grass outdoor fields, a two-story weight room with a cardio deck, a state-of-the-art hydrotherapy area, cryotherapy and isolation tanks and much more.

Ross, as a sports entrepreneur, is known for his attention to detail and thinking outside the box. He is responsible for orchestrating El Clásico Miami – the first-ever match between archrivals FC Barcelona and Real Madrid C.F. in North America – which stands as the highest revenue grossing soccer match in U.S. history. When the Miami Open tennis tournament began to explore leaving its long-time home in Key Biscayne, Florida, Ross stepped in to propose hosting the tournament at Hard Rock Stadium, building a custom tennis complex that is now considered one of the best in professional tennis in terms of guest experience and player amenities.

In April 2021, Ross became the Chairman and Owner of the Formula 1 Miami Grand Prix. The circuit will be 5.41km, have 19 corners, 3 straights and potential for 3 DRS zones with an estimated top speed of 320km/h. Hard Rock Stadium will sit at the heart of the circuit. Ross and Managing Partner of the Formula 1 Miami Grand Prix, Vice Chairman and CEO Tom Garfinkel worked with specialist designers to create a racetrack that will provide great racing and unique fan experiences that are reflective of the diverse and dynamic nature of Miami.

Ross is deeply committed to supporting and uniting the community that supports the Dolphins. Under his stewardship, the Dolphins have raised more than \$45.5 million for local cancer research through the Dolphins Cancer Challenge. In June 2020, Ross and the Miami Dolphins Foundation announced a year-long Food Relief Program with a \$3 million investment and an additional \$1 million from the Lennar Foundation. The initiative provided 1,000 meals each day from Centerplate and minority owned restaurants to local churches, community groups and those in need during the pandemic.

In August 2019, Ross was inducted into the National Football Foundation Leadership Hall of Fame. The prestigious award recognizes the country's most influential individuals who have ascended to the highest levels of success and exhibited the critical leadership qualities that transcend ordinary enterprises.

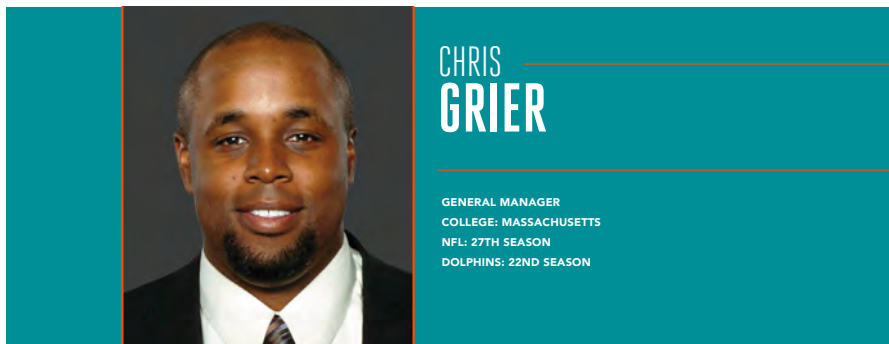
Furthermore, Ross has used his platform to harness the unifying power of sport to advance race relations across the country through the establishment of the nonprofit Ross Initiative in Sports for Equality (RISE). The organization's efforts have been so impactful that RISE was recognized in 2017 by ESPN's Humanitarian Awards with the Stuart Scott ENSPIRE Award. The award celebrates those who have taken risk and used an innovative approach to help the disadvantaged through the power of sports. Ross' efforts through RISE were honored as they personify the ethos of fairness, ethics, respect, and fellowship with others. This also connects to Ross' vision of the Dolphins' FOOTBALL UNITES™ program to effectuate positive social change. Under his leadership, the Dolphins organization actively embraces the diversity and intersections that make up South Florida, uniting groups of different races, genders, sexual orientations, identities, abilities, and



faiths around the power of football. In February 2020, the Miami Dolphins were honored by the Fritz Pollard Alliance with the Paul J. Tagliabue Award for their leadership in advancing diversity. Ross was among Sports Business Journal's Leaders in Diversity and Inclusive Hiring honorees in March 2021.

In May 2013, Ross pledged to give more than half of his estate to philanthropic causes and charitable organizations, including South Florida-based institutions. The commitment was made through the Giving Pledge, a long-term global initiative that aims to inspire deeper engagement in philanthropy and increase charitable giving globally.

Ross graduated from the University of Michigan with a Bachelor of Business Administration degree and from Wayne State University Law School with a Juris Doctor degree. He later received a Master of Laws in Taxation from New York University School of Law. In 2004, the University of Michigan renamed its business school the Stephen M. Ross School of Business at the University of Michigan and in 2011, the school awarded him an honorary Doctor of Laws degree at its commencement.



Chris Grier is the general manager of the Miami Dolphins, a title he's held since 2016, and oversees all football operations for the club. The 2021 campaign marked his 22nd season with the franchise, rising from area scout to national scout, director of college scouting and general manager during that time.

Beginning in 2019, Grier was given control of football operations and has since implemented new philosophies to building a competitive team. Utilizing a value-based approach, the Dolphins rebuilt the roster with young players who were tough, disciplined and versatile. Grier also worked to accumulate future draft capital. The Dolphins had three first-round picks and two second-round picks in 2020, had two first-round picks and two second-round picks in 2021 and are scheduled to have two first-round picks again in 2023.

Miami has quickly made strides in the past three seasons. They posted back-to-back winning seasons, going 10-6 in 2020 and 9-8 in 2021. It was the first time the Dolphins had consecutive winning seasons since 2002-03.

In 2021, the Dolphins won eight of their final nine games, including their final six at home. Grier helped construct a defensive unit that featured eight starters drafted by the Dolphins and all 11 starters under the age of 30. The group scored five defensive touchdowns, it's most in a single season since 2001. Miami swept New England for the first time since 2000 and had two AFC East sweeps (N.Y. Jets) for the first time since 2016.

Miami's 2021 draft class earned key roles immediately as four players were regular starters as rookies. Wide receiver Jaylen Waddle (first round) broke the NFL's rookie receptions record, a mark that had stood for nearly 20 years, with 104 catches and became the first rookie in Dolphins history to total 1,000 receiving yards. Linebacker Jaelan Phillips broke Miami's rookie sacks record and finished second among all NFL rookies in the statistic with 8.5. Safety Jevon Holland was the only player in the AFC in 2021 to have multiple sacks, interceptions and fumble recoveries. And tackle Liam Eichenberg was one of just 10 NFL rookie offensive linemen to start at least 16 games.

Cornerback Xavien Howard (2016, second round) earned his third Pro Bowl selection after intercepting five passes and scoring two defensive touchdowns. He became the eighth player in team history to have at least five interceptions in three different seasons. Defensive tackle Christian Wilkins (2019, first round) totaled 89 tackles, which is tied for the most by any NFL defensive lineman since 2013 and is the second-most by a Dolphins defensive lineman since full tackle records began in 1986.

In 2020, the Dolphins won 10 games for just the second time in the past decade despite having the second-youngest roster in the NFL. The five-game improvement from 2019 was tied for the best in the league that season and tied for the third-best in team history. The Dolphins set a team record by starting 10 different rookies that year, including eight in one game in a Week 15 win vs. New England.

With several offseason additions, Grier helped build one of the NFL's best defenses in 2020. Miami led the league in third-down defense (28.8 pct.) and takeaways (29) and finished sixth in scoring (21.1 points allowed per game).

Two of Grier's draft picks – Howard and kicker Jason Sanders (2018, seventh round) earned first-team All-Pro honors in 2020, marking the first time since 2006 (Zach Thomas and Jason Taylor) the Dolphins had two first-team All-Pro honorees in the same season. Defensive tackle Raekwon Davis was named to the PFWA's



All-Rookie team after Grier selected him in the second round of the 2020 NFL Draft.

In 2019, the Dolphins steadily improved despite having the youngest roster in the NFL, winning five of their final nine games. Wilkins led all rookie defensive linemen with 56 tackles, the fifth-most by an NFL rookie defensive lineman since 2015.

Grier and his staff also uncovered several undrafted free agents in 2019. Wide receiver Preston Williams was tied for the NFL lead among rookies with 32 receptions at the time he suffered a season-ending injury. Cornerback Nik Needham had 11 passes defended, the second-most among all rookies that season. Running Back Patrick Laird finished the season with 204 receiving yards, second among NFL rookie running backs.

From 2016-18, Grier oversaw the draft and both pro and college scouting departments, and was responsible for the acquisition of multiple All-Pro and Pro Bowl players including Howard, Sanders, wide receiver/returner Jakeem Grant, tackle Laremy Tunsil and safety Minkah Fitzpatrick.

The 2018 draft saw Grier and his personnel department net several key contributors. Linebacker Jerome Baker was a third-round pick and finished his rookie season tied for 11th among NFL rookies in tackles (76). Baker quickly took on a leadership role and was elected a team captain in 2019, just his second season in the league. He later became the first Dolphins player since at least 2000 to record 400-plus tackles in his first four seasons in the league.

In 2017, the Dolphins finished the season with 10 rookies on the active roster and four more on injured reserve or non-football illness lists. Miami was one of just three teams to play eight rookies on defense and one of just six to have at least four rookies start games on defense. Six undrafted rookie free agents contributed to the team that season. Defensive tackle Davon Godchaux finished his rookie campaign fourth among all NFL defensive linemen with 40 tackles (26 solo), despite being a fifth-round pick.

In his first draft as general manager in 2016, Grier selected Howard in the second round. In six NFL seasons, Howard has earned a first-team All-Pro nod (2020), been selected to the Pro Bowl three times (2018, 2020, 2021), led the NFL in interceptions in one season (2020), tied for the NFL lead in interceptions in another (2018) and totaled more interceptions since he entered the league than any other NFL player.

The team also drafted running back Kenyan Drake and Grant in 2016, who became just the second rookie duo in team history to combine for a kickoff return and punt return for a touchdown in the same season. In 2020, Grant earned second-team All-Pro honors as a returner.

Grier helped turn more than half the roster over in 2016, as the team entered training camp with more than 45 new players acquired during the offseason. The results were a four-game improvement from the previous season, the fifth-best mark in the NFL. The Dolphins finished 10-6 with a playoff berth, the team's best record and first playoff appearance since 2008.

As the team's director of college scouting (2007-15), Grier was part of a front office that discovered numerous Pro Bowl players. During that time, the Dolphins drafted seven players that combined for 14 Pro Bowl selections with the team. The list includes tackle Jake Long (2008-10), defensive tackle Paul Soliai (2011), punter Brandon Fields (2013), center Mike Pouncey (2013-15), safety Reshad Jones (2015; 2017), wide receiver Jarvis Landry (2015-17) and running back Jay Ajayi (2016).

Grier also did a good job of finding value late in drafts. Jones was a fifth-round pick in 2010 and was named the team's co-MVP following the 2015 season after he became the first player in team history to record at least 100 tackles, four interceptions and two sacks in a season. Ajayi was also a fifth-round pick (2015) and became the fourth player in NFL history to rush for 200 yards in three games during the same season. Ajayi's 1,272 rushing yards in 2016 were third-most in Dolphins history.

Prior to being the team's director of college scouting, Grier served as an area scout with the club from 2000-02, before being promoted to national scout/assistant director of college scouting in 2003. Miami won the AFC East during his first season with the team.

Grier started with the New England Patriots as an intern in 1994. He joined the club on a full-time basis the following year, and served as a regional scout until joining the Dolphins in 2000. In 1996, Grier was part of a New England staff that won the AFC Championship. He helped scout several players for a Patriots roster that went on to win Super Bowls XXXVI, XXXVIII and XXXIX.

Grier has worked with several of football's most successful coaches and executives throughout his career and that has helped shape his football philosophy. His father, Bobby Grier, is the former vice president of player personnel for the Patriots and recently retired as a senior personnel advisor with the Houston Texans. Chris has also worked with and learned under Pro Football Hall of Famer Bill Parcells, Patriots Head Coach Bill Belichick, Seattle Seahawks Head Coach Pete Carroll and University of Alabama Head Coach Nick Saban.

Grier attended the University of Massachusetts-Amherst where he majored in journalism and played football for two years before injuries ended his career. He spent his final two years there as an undergraduate assistant.

Chris' brother, Michael, played for the Edmonton Oilers, Washington Capitals, San Jose Sharks and Buffalo Sabres of the National Hockey League and has also served as an assistant coach. He is currently a hockey operations advisor for the New York Rangers.

A native of Holliston, Mass., Grier and his wife, Paige, have two sons, Landon and Jackson.

## CHRIS GRIER'S CAREER

**1994-99** New England Patriots

Intern (1994)  
Regional Scout (1995-99)  
Area Scout (2000-02)

**2000-present** Miami Dolphins

National Scout/Assistant Director of College Scouting (2003-06)  
Director of College Scouting (2007-15)  
General Manager (2016-present)



## 2021 MIAMI DOLPHINS COACHING STAFF



### **BRIAN FLORES** **HEAD COACH**

Born February 24, 1981, Brooklyn, N.Y. Linebacker Boston College 1999-2003. No pro playing experience. Pro coach: New England Patriots 2008-18, joined Dolphins in 2019.



### **DANNY CROSSMAN** **ASSISTANT HEAD COACH/ SPECIAL TEAMS COORDINATOR**

Born January 17, 1967, El Paso, Texas. Defensive back Kansas 1985, Pittsburgh 1987-89. Pro defensive back Washington Redskins 1990, Detroit Lions 1991-92. College coach: U.S. Coast Guard Academy 1993, Western Kentucky 1994-96, Central Florida 1997-98, Georgia Tech 1999-2001, Michigan State 2002. Pro coach: Carolina Panthers 2003-09, Detroit Lions 2010-12, Buffalo Bills 2013-18, joined Dolphins in 2019.



### **JOSH BOYER** **DEFENSIVE COORDINATOR**

Born January 21, 1977, Heath, Ohio. Wide receiver/defensive back Muskingum College 1996-99. No pro playing experience. College coach: King's College (Pa.) 2000, Dayton 2001, Kent State 2002-03, Bryant University 2004, South Dakota School of Mines and Technology 2005. Pro coach: New England Patriots 2006-18, joined Dolphins in 2019.




### **GEORGE GODSEY** **CO-OFFENSIVE COORDINATOR/TEs**

Born Jan. 1, 1979, Tampa, Fla. Quarterback Georgia Tech 1998-2001. Pro quarterback Tampa Bay Storm (Arena League) 2003. College coach: Central Florida 2004-2010. Pro coach: New England Patriots 2011-13, Houston Texans 2014-16, Detroit Lions 2017-18, joined Dolphins in 2019.




### **ERIC STUDEVILLE** **CO-OFFENSIVE COORDINATOR/RBs**

Born May 29, 1967, Madison, Wisc. Defensive back Wisconsin Whitewater 1985-88. No pro playing experience. College coach: Wingate 1994, Kent State 1995-96. Pro coach: Chicago Bears 1997-2000, New York Giants 2001-03, Buffalo Bills 2004-2009, Denver Broncos 2010-17 (interim head coach, four games in 2010), joined Dolphins in 2018.




### **GERALD ALEXANDER** **DEFENSIVE BACKS**

Born June 28, 1984, Bellflower, Calif. Safety Boise State 2003-06. Pro safety Detroit Lions 2007-08, Jacksonville Jaguars 2009-10, Carolina Panthers 2010, Miami Dolphins 2011, New York Jets 2011. College coach: Arkansas State 2013, Washington 2014, Indiana State 2015, Montana State 2016, California 2017-19. Pro coach: Joined Dolphins in 2020.




### **CHARLES BURKS** **CORNERBACKS**

Born September 21, 1987, Laredo, Texas. Cornerback East Central 2008-10 College coach: East Central 2011, West Texas A&M 2012, Texas A&M-Commerce 2013, Southeastern Oklahoma State 2014-18. Pro coach: Joined Dolphins in 2019.




### **ANTHONY CAMPANILE** **LINEBACKERS**

Born August 18, 1982. Linebacker/safety Rutgers 2001-04. No pro playing experience. College coach: Rutgers 2005, 2012-15, Boston College 2016-18, Michigan 2019. Pro coach: Joined Dolphins in 2020.



### **AUSTIN CLARK** **DEFENSIVE LINE**

Born August 3, 1990, Tampa, Fla. Defensive tackle California 2009-14. No pro playing experience. College coach: California, 2014-15, Southern California 2016-17, Illinois 2018-19. Pro coach: Joined Dolphins in 2020.



### **BRENDAN FARRELL** **ASSISTANT SPECIAL TEAMS**

Born April 8, 1978, Rochester N.Y. Linebacker/safety Notre Dame 1996-99. No pro playing experience. College coach: Wayne State 2002-03, Middle Tennessee State 2004-05, LSU 2006-08, Northwestern State 2009-12, Alabama 2013-18. Pro coach: Joined Dolphins in 2019.



### **SHAWN FLAHERTY** **ASSISTANT OFFENSIVE LINE**

Born June 11, 1994, Winston-Salem, N.C.. Offensive lineman Towson 2013-16. No pro playing experience. College coach: North Carolina State 2017-18. Pro coach: Joined Dolphins in 2019.



## 2021 MIAMI DOLPHINS COACHING STAFF



### **CHARLIE FRYE** **QUARTERBACKS**

Born August 28, 1981, Willard, Ohio. Quarterback Akron 2001-04. Pro quarterback Cleveland Browns 2005-07, Seattle Seahawks 2008, Oakland Raiders 2009-10. College coach: Florida 2015-17, Ashland 2018, Central Michigan 2019-20. Pro coach: Joined Dolphins in 2021.




### **ROB LEONARD** **OUTSIDE LINEBACKERS**

Born July 14, 1985, Moon Township, Pa. Linebacker Washington & Jefferson College 2004, North Carolina State 2005-08. No pro playing experience. College coach: North Carolina State 2010-12. Pro coach: New York Giants 2013-18, joined Dolphins in 2019.



### **JOSH GRIZZARD** **WIDE RECEIVERS**

Born June 11, 1990, Zebulon, N.C. Defensive back Yale 2008-2011. No pro playing experience. College coach: Yale 2012, Duke 2013-16. Pro coach: Joined Dolphins in 2017.



### **JORDAN SALKIN** **QUALITY CONTROL**

Born April 29, 1992, Long Island, N.Y. No college or pro playing experience. College coach: James Madison 2014-15, Rutgers 2016, Texas 2017-19, New Mexico 2020. Pro coach: Joined Dolphins in 2021.



### **LEMUEL JEANPIERRE** **OFFENSIVE LINE**

Born May 11, 1987, Orlando, Fla. Offensive lineman South Carolina 2007-10. Pro offensive lineman Seattle Seahawks 2011-15. Pro coach: Seattle Seahawks 2017, Oakland Raiders 2018-19, joined Dolphins in 2020.



### **KOLBY SMITH** **QUALITY CONTROL**

Born Dec. 15, 1984, Tallahassee, Fla. Running back Louisville 2003-06. Pro running back Kansas City Chiefs 2007-09, Denver Broncos 2010, Jacksonville Jaguars 2010. College coach: Arkansas 2012, Western Kentucky 2013, Louisville 2014-18, Rutgers 2019. Pro coach: Joined Dolphins in 2020.



### **MIKE JUDGE** **ASSISTANT TIGHT ENDS**

Born April 10, 1983, Summit, N.J. Quarterback Springfield College 2001-04. No pro playing experience. College coach: Harvard 2007, Navy 2008-18. Pro coach: New England Patriots 2005-06, joined Dolphins in 2019.




### **DAVE PULOKA** **HEAD STRENGTH & CONDITIONING**

Born January 12, 1979, Arlington, Mass. Linebacker Holy Cross 1997-2000. No pro playing experience. College coach: Stevens Institute of Technology 2005, Virginia 2006. Pro coach: Atlanta Falcons 2007, joined Dolphins in 2008.



### **CURT KUNTZ** **ASSISTANT DEFENSIVE BACKS**

Born Dec. 19, 1976, McConnelsville, Ohio. No college or pro playing experience. College coach: Kent State 1999-2001. Pro coach: Joined Dolphins in 2020.



### **JIM ARTHUR** **ASST. STRENGTH & CONDITIONING**

Born July 12, 1978, Cheshire, Conn. Attended Springfield (Mass.) College. No college or pro playing experience. College coach: Springfield College 2000, Louisiana Tech 2001, Boston College 2002. Pro coach: Buffalo Bills 2002-04, Chicago Bears 2005-15, joined Dolphins in 2016.

26

SALVON  
AHMED

RUNNING BACK // 5-11 // 197 // WASHINGTON '20  
 ACQUIRED: WAI., '20 (SF)  
 HOMETOWN: KIRKLAND, WASH. // BORN: 12/30/98  
 NFL: SECOND SEASON // DOLPHINS: SECOND SEASON

## NFL CAREER

### TRANSACTIONS:

- Signed to Miami's active roster on Oct. 9, 2020.
- Signed to Miami's practice squad on Sept. 6, 2020.
- Waived by Miami on Sept. 5, 2020.
- Awarded off waivers to Miami on Aug. 26, 2020.
- Waived by San Francisco on Aug. 25, 2020.
- Signed by San Francisco as an undrafted college free agent on May 1, 2020.

### CAREER HIGHLIGHTS:

- Played in 18 career games with 4 starts.
- 129 carries for 468 yards (3.6 avg.) and 3 TDs.
- 23 receptions for 178 yards (7.7 avg.).
- 1 miscellaneous tackle.

### 2021 (MIAMI):

- Played in 12 games.
- Inactive for 4 games.
- Dressed but did not play in 1 game.
- 54 carries for 149 yards (2.8 avg.).
- 12 receptions for 117 yards (7.7 avg.).
- 1 miscellaneous tackle.

**VS. ATLANTA (10/24):** 7 carries for 26 yards (3.7 avg.); 2 receptions for 26 yards (13.0 avg.).

**VS. CAROLINA (11/28):** 5 carries for 17 yards (3.4 avg.); 1 reception for 9 yards.

**VS. N.Y. GIANTS (12/5):** 8 carries for 23 yards (2.9 avg.).

### 2020 (SAN FRANCISCO/MIAMI):

- Played in 6 games with 4 starts with Miami.
- Inactive for 6 games with Miami.
- Promoted to active roster on Oct. 9.
- Spent 4 games on the practice squad with Miami.
- Awarded off waivers to Miami on Aug. 26.
- 75 carries for 319 yards (4.3 avg.) and 3 TDs with Miami.
- 11 receptions for 61 yards (5.5 avg.) with Miami.

**AT ARIZONA (11/8):** 7 carries for 38 yards (5.4 avg.).

- Made his NFL debut.

**VS. L.A. CHARGERS (11/15):** 21 carries for 85 yards (4.1 avg.) and 1 TD; 1 reception for 5 yards.

- Scored on a 1-yard TD run in the 1st quarter to give Miami a 7-0 lead.

**VS. NEW ENGLAND (12/20):** 23 carries for 122 yards (5.3 avg.) and 1 TD; 1 reception for 5 yards.

- Scored on a 1-yard TD run in the 3rd quarter to give Miami a 7-6 lead.
- His 122 rushing yards were a franchise record for undrafted rookies.

## BEFORE THE NFL

### COLLEGE (WASHINGTON):

- 3-year letterman (2017-19) and 1-year starter.

**CAREER:** Played in 39 games with 16 starts; 353 carries for 2,016 yards (5.7 avg.) and 21 TDs; 50 receptions for 331 yards (6.6 avg.); 20 kickoff returns for 500 yards (25.0 avg.).

**JUNIOR (2019):** Started 12 games; 188 carries for 1,020 yards (5.4 avg.) and 11 TDs; 16 receptions for 84 yards (5.3 avg.); 5 kickoff returns for 116 yards (23.2 avg.).

- 3rd-team All-Pac 12.

**SOPHOMORE (2018):** Played in all 14 games with 3 starts; 104 carries for 608 yards (5.9 avg.) and 7 TDs; 21 receptions for 170 yards (8.1 avg.); 1 kickoff return for 31 yards.

**TRUE FRESHMAN (2017):** Played in all 13 games with 1 start; 61 carries for 388 yards (6.4 avg.) and 3 TDs; 13 receptions for 77 yards (5.9 avg.); 14 kickoff returns for 353 yards (25.2 avg.).

- Honorable mention All-Pac 12.

### HIGH SCHOOL (JUANITA HS - KIRKLAND, WASH.)

- Played running back and cornerback.

**SENIOR (2016):** 1,300 rushing yards and 13 TDs.

- KingCo 3A Offensive MVP.
- All-state selection at defensive back.
- All-area.

**JUNIOR (2015):** 1,800 rushing yards and 29 TDs.

- KingCo 3A/2A Offensive Player of the Year.
- All-state selection at defensive back.
- All-area.

## OFF THE FIELD

### PERSONAL:

- **PRONUNCIATION:** Name is pronounced suh-VON OCK-med
- **MAJOR:** Education.

## SALVON AHMED'S NFL REGULAR SEASON STATS

YEAR	TEAM	GP	GS	RUSHING					RECEIVING				
				ATT	YDS	AVG	LG	TD	REC	YDS	AVG	LG	TD
2020	MIAMI	6	4	75	319	4.3	31	3	11	61	5.5	13	0
2021	MIAMI	12	0	54	149	2.8	16	0	12	117	9.8	18	0
<b>NFL TOTALS</b>		<b>18</b>	<b>4</b>	<b>129</b>	<b>468</b>	<b>3.6</b>	<b>31</b>	<b>3</b>	<b>23</b>	<b>178</b>	<b>7.7</b>	<b>18</b>	<b>0</b>

### ADDITIONAL STATS

Miscellaneous Tackles: 1 in 2021.

### SINGLE-GAME CAREER HIGHS

**Rushes:** 23 vs. New England, 12/20/20  
**Rushing Yards:** 122 vs. New England, 12/20/20  
**Longest Rush:** 31 vs. New England, 12/20/20  
**Rushing TDs:** 1 3 times, last: at Buffalo, 1/3/21  
**Receptions:** 5 at Denver, 11/22/20  
**Receiving Yards:** 31 at Denver, 11/22/20  
**Longest Reception:** 13 at Denver, 11/22/20

### 100-YARD RUSHING GAMES (1)


DATE	OPPONENT	ATT	YDS	AVG	LG	TD
12/20/20	NEW ENGLAND	23	122	5.3	31	1

### 2021 GAME-BY-GAME STATS (MIAMI)

DATE	OPPONENT	P/S	ATT	YDS	AVG	LG	TD
09/12	at New England	1/0	3	4	1.3	8	0
09/19	BUFFALO	1/0	6	17	2.8	8	0
09/26	at Las Vegas	1/0	0	0	0.0	-	0
10/03	INDIANAPOLIS	1/0	3	1	0.3	4	0
10/10	at Tampa Bay	1/0	2	5	2.5	4	0
10/17	at Jacksonville	1/0	7	22	3.1	5	0
10/24	ATLANTA	1/0	7	26	3.7	7	0
10/31	at Buffalo	1/0	7	22	3.1	12	0
11/07	HOUSTON	1/0	4	6	1.5	2	0
11/11	BALTIMORE	1/0	2	6	3.0	4	0
11/21	at N.Y. Jets						INACTIVE
11/28	CAROLINA	1/0	5	17	3.4	16	0
12/05	N.Y. GIANTS	1/0	8	23	2.9	11	0
12/19	N.Y. JETS						DID NOT PLAY
12/27	at New Orleans						INACTIVE
01/02	at Tennessee						INACTIVE
01/09	NEW ENGLAND						INACTIVE
<b>2021 TOTALS</b>		<b>12/0</b>	<b>54</b>	<b>149</b>	<b>2.8</b>	<b>16</b>	<b>0</b>

### 2020 GAME-BY-GAME STATS (MIAMI)

DATE	OPPONENT	P/S	ATT	YDS	AVG	LG	TD
09/13	at New England						PRACTICE SQUAD
09/20	BUFFALO						PRACTICE SQUAD
09/24	at Jacksonville						PRACTICE SQUAD
10/04	SEATTLE						PRACTICE SQUAD
10/11	at San Francisco						INACTIVE
10/18	N.Y. JETS						INACTIVE
11/01	L.A. RAMS						INACTIVE
11/08	at Arizona	1/0	7	38	5.4	19	0
11/15	N.Y. JETS	1/1	21	85	4.1	18	1
11/22	at Denver	1/1	12	43	3.6	14	0
11/29	at N.Y. Jets						INACTIVE
12/06	CINCINNATI						INACTIVE
12/13	KANSAS CITY						INACTIVE
12/20	NEW ENGLAND	1/1	23	122	5.3	31	1
12/26	at Las Vegas	1/1	6	2	0.3	5	0
01/03	at Buffalo	1/0	6	29	4.8	16t	1
<b>2020 TOTALS</b>		<b>6/4</b>	<b>75</b>	<b>319</b>	<b>4.3</b>	<b>31</b>	<b>3</b>



# 55

## JEROME BAKER

LINEBACKER // 6-2 // 225 // OHIO STATE '18  
ACQUIRED: D3, '18  
HOMETOWN: CLEVELAND, OHIO // BORN: 12/25/96  
NFL: FOURTH SEASON // DOLPHINS: FOURTH SEASON

### NFL CAREER

#### TRANSACTIONS:

- 3rd-round pick (73rd overall) by Miami in the 2018 NFL Draft.

#### CAREER HONORS:

- 2021 Walter Payton Man of the Year Nominee.
- AFC Defensive Player of the Month (December 2021).

#### CAREER HIGHLIGHTS:

- Played in 64 career games with 53 starts.
- 403 tackles (261 solo), 17 sacks, 3 interceptions, 14 passes defended and 5 forced fumbles; 1 interception return for a TD.
- 1 punt return for 0 yards (0.0 avg.).
- 5 special teams tackles (3 solo).
- Became the 1st Dolphin since at least 2000 to record 400+ tackles in the 1st 4 years of his career.
- His 403 career tackles are 7th among his draft class.

#### MOST CAREER TACKLES (2018 DRAFT CLASS)

PLAYER	TM	TOT	SOLO	ASST
1. Darius Leonard	Ind.	538	343	195
2. Roquan Smith	Chi.	523	347	176
3. Fred Warner	SF	503	332	171
4. Tremaine Edmunds	Buf.	463	293	170
5. Foye Oluokun	Atl.	454	267	187
6. Jessie Bates	Cin.	406	287	119
<b>7. JEROME BAKER</b>	<b>MIA.</b>	<b>403</b>	<b>260</b>	<b>143</b>
8. Minkah Fitzpatrick	Pit.	350	237	113
9. Leighton Vander Esch	Dal.	347	225	122
10. Terrell Edmunds	Pit.	335	232	103

- His 124 tackles in 2019 were 14th in the NFL.
- His 76 tackles in 2018 were 7th among rookie linebackers.

#### 2021 (MIAMI):

- Started 16 games.
- Inactive for 1 game.
- 92 tackles (62 solo), 5.5 sacks, 1 interception, 4 passes defended and 1 forced fumble.

**VS. HOUSTON (11/7):** 7 tackles (5 solo), 1 interception and 1 pass defended.

- Intercepted QB Tyrod Taylor in the 2nd quarter.

**VS. N.Y. JETS (12/19):** 7 tackles (4 solo) and 2 sacks.

- Sacked QB Zach Wilson for a loss of 9 yards in the 2nd quarter.
- Sacked QB Zach Wilson for a loss of 10 yards on 3rd-and-12 in the 4th quarter to force a punt.

**AT NEW ORLEANS (12/27):** 6 tackles (5 solo) and 1.5 sacks.

- Sacked QB Ian Book for a loss of 7 yards on 3rd-and-6 in the 1st quarter.
- Split a sack of QB Ian Book with S Jevon Holland for a loss of 12 yards in the 4th quarter.

**AT TENNESSEE (1/2):** 7 tackles (6 solo) and 1 sack.

- Sacked QB Ryan Tannehill for a loss of 10 yards on 3rd-and-6 in the 3rd quarter.

#### HONORS:

- Walter Payton Man of the Year Nominee.
- AFC Defensive Player of the Month (December).

#### 2020 (MIAMI):

- Played in all 16 games with 11 starts.
- 111 tackles (69 solo), 7 sacks, 3 passes defended and 2 forced fumbles.
- 1 solo special teams tackle.

**AT NEW ENGLAND (9/13):** 16 tackles (12 solo), 1 sack and 1 forced fumble.

- Sacked QB Cam Newton for a loss of 9 yards in the 1st quarter.
- His 16 tackles were the most by a Dolphins player since 2014.

**AT SAN FRANCISCO (10/11):** 7 tackles (6 solo) and 1 sack; 1 solo special teams tackle.

- Sacked QB C.J. Beathard for a loss of 9 yards in the 3rd quarter.

**VS. KANSAS CITY (12/13):** 9 tackles (5 solo) and 2.5 sacks.

- Sacked QB Patrick Mahomes for a loss of 30 yards on 3rd-and-12 in the 1st quarter.
- Sacked QB Patrick Mahomes again in the 2nd quarter for a loss of 5 yards.
- Split a sack with DT Christian Wilkins of QB Patrick Mahomes on 3rd-and-6 in the 4th quarter.
- His 30-yard sack is the longest in Dolphins history and longest in the NFL since 2015.
- Became 1st NFL player to record at least 2.5 sacks in one game against QB Patrick Mahomes.

#### 2019 (MIAMI):

- Played in 16 games with 15 starts.
- 124 tackles (74 solo), 1.5 sacks, 1 interception, 4 passes defended and 2 forced fumbles.

- 1 solo special teams tackle.
- His 124 tackles (74 solo) were 14th in the NFL and 1st among all players in the 2018 draft class.
- Served as a season-long team captain.

**AT INDIANAPOLIS (11/10):** 8 tackles (7 solo), 1 sack and 1 forced fumble.

- Strip-sacked QB Brian Hoyer on 2nd-and-13 in the 2nd quarter, moving the Colts out of field goal range.

**AT N.Y. GIANTS (12/15):** 12 tackles (6 solo), 1 interception and 1 pass defended.

- Intercepted QB Eli Manning in the 3rd quarter.

**VS. CINCINNATI (12/22):** 12 tackles (7 solo), 0.5 sacks and 1 pass defended.

- Sacked QB Andy Dalton on a 3rd-and-10 in the 1st quarter.

## 2018 (MIAMI):

- Played in all 16 games with 11 starts.
- 76 tackles (56 solo), 3 sacks, 1 interception and 3 passes defended; 1 interception return for a TD.
- 1 punt return for 0 yards (0.0 avg.).
- 3 special teams tackles (1 solo).
- His 76 tackles were 7th among rookie linebackers.

**AT CINCINNATI (10/7):** 6 solo tackles and 2 sacks; 1 assisted special teams tackle.

- Sacked QB Andy Dalton on third-and-10 for a loss of 9 yards in the 3rd quarter, forcing Cincinnati to punt.

- Sacked QB Andy Dalton again on third-and-1 for a loss of 10 yards in the 3rd quarter, holding Cincinnati to a field goal.

- The last Dolphins rookie to have two sacks in a game was DE Olivier Vernon on 10/14/12 vs. St. Louis, while the last rookie linebacker to do so for Miami was Derrick Rodgers on 10/12/97 at N.Y. Jets.

**VS. N.Y. JETS (11/4):** 5 tackles (4 solo), 1 interception and 1 pass defended.

- Intercepted QB Sam Darnold on 2nd-and-9 with 10:56 remaining in the 4th quarter and returned it 25 yards for a TD, extending Miami's lead to 13-3.

**AT BUFFALO (12/30):** 6 solo tackles and 1 sack.

- Sacked QB Josh Allen on 1st-and-10 for a loss of 9 yards in the 1st quarter.

## BEFORE THE NFL

### COLLEGE (OHIO STATE):

- 3-year letterman (2015-17) and 2-year starter.

**CAREER:** Played in 33 games with 25 starts; 158 tackles (90 solo), 7 sacks, 2 interceptions, 5 passes defended, 1 forced fumble and 3 fumble recoveries.

**JUNIOR (2017):** Started 13 games; 72 tackles (42 solo), 3.5 sacks, 3 passes defended, 1 forced fumble and 2 fumble recoveries.

- Honorable mention All-Big Ten.

**SOPHOMORE (2016):** Played in all 13 games with 12 starts; 83 tackles (45 solo), 3.5 sacks, 2 interceptions, 2 passes defended and 1 fumble recovery.

- Honorable mention All-Big Ten.
- His 83 tackles were second on the team.

**TRUE FRESHMAN (2015):** Played in 7 games; 3 solo tackles.

## HIGH SCHOOL (BENEDICTINE HS – CLEVELAND, OHIO)

**SENIOR (2014):**

- Helped his school win the state championship.
- 1st-team all-state.
- Co-defensive player of the year in Ohio.

## OFF THE FIELD

### COMMUNITY:

**2021:**

- Held the 3rd annual Season of Giving event at the Miami Northwest Boys & Girls Club to provide holiday gifts for children ages 6-10.
- Partnered with the North Miami Police Department to host a Thanksgiving meal distribution for 20 South Florida families.
- Partnered with a minority-owned food truck to provide meals for first responders who worked tirelessly in the recovery efforts of the Surfside condo building collapse and delivered water and supplies.
- Led the charge with the City of North Miami to collect and transport supplies for the people of Haiti following the devastating earthquake in August.
- Hosted a Christmas in July event for children at the Boys & Girls Club, spending the day with the students and also providing back-to-school supplies and gifts.

**2020:**

- Held his 2nd annual Season of Giving event at the Miami Northwest Boys & Girls Club, appearing virtually to surprise the kids with holiday gifts.
- Hosted a socially-distanced backpack giveaway at his high school alma mater, Benedictine, to assist Cleveland-area youth during the pandemic.

**2019:**

- Held the 1st Season of Giving event to provide holiday gifts for children at the Miami Northwest Boys & Girls Club.
- Served as the player ambassador for Florida Fuel Up to Play 60 initiative encouraging access and consumption of proper nutrition and physical activity for local youth.

**2018:**

- Participated in a police ride along through Football Unites.
- Joined the Microsoft Digital Skills All-Star program.
- Established his Expand the Land Foundation to inspire youth and provide mentorship and programming in South Florida and his hometown of Cleveland.

### PERSONAL:

- **MAJOR:** Criminology.



## JEROME BAKER'S NFL REGULAR SEASON STATS


YEAR	TEAM	GP	GS	TACKLES					INTERCEPTIONS					FUMBLES	
				TOT	SOLO	ASST	SK	YDS	INT	YDS	LG	TD	PD	FF	FR
2018	MIAMI	16	11	76	56	20	3.0	28.0	1	25	25t	1	3	0	0
2019	MIAMI	16	15	124	74	50	1.5	13.0	1	34	34	0	4	2	0
2020	MIAMI	16	11	111	69	42	7.0	69.5	0	0	0	0	3	2	0
2021	MIAMI	16	16	92	62	30	5.5	52.0	1	0	0	0	4	1	0
NFL TOTALS		64	53	403	261	142	17.0	1625	3	59	34	1	14	5	0

### ADDITIONAL STATS

**Defensive Touchdowns:** 25-yard interception return vs. N.Y. Jets (11/4/18).  
**Special Teams Tackles:** 3 in 2018, 1 in 2019, 1 in 2020 for total of 5.

### SINGLE-GAME CAREER HIGHS

**Tackles:** 16 at New England, 9/13/20  
**Sacks:** 2.5 vs. Kansas City, 12/13/20  
**Interceptions:** 1 3 times, last: vs. Houston, 11/7/21  
**Passed Defensed:** 2 vs. L.A. Rams, 11/1/20  
**Forced Fumbles:** 1 4 times, last: vs. Buffalo, 9/19/21



# 47

## VINCE BIEGEL

LINEBACKER // 6-3 // 246 // WISCONSIN '17  
ACQUIRED: T, '19 (N.O.)  
HOMETOWN: WISCONSIN RAPIDS, WIS. // BORN: 7/2/93  
NFL: FIFTH SEASON // DOLPHINS: THIRD SEASON

### NFL CAREER

#### TRANSACTIONS:

- Signed to Miami's active roster on Nov. 24, 2021.
- Signed to Miami's practice squad on Oct. 19, 2021.
- Released off injured reserve with an injury settlement on Sept. 7, 2021.
- Traded from New Orleans to Miami on Sept. 1, 2019.
- Promoted from New Orleans' practice squad on Sept. 21, 2018.
- Signed to New Orleans' practice squad on Sept. 3, 2018.
- Waived by Green Bay on Sept. 1, 2018.
- 4th-round pick (108th overall) by Green Bay in the 2017 NFL Draft.

#### CAREER HIGHLIGHTS:

- Played in 43 career games with 10 starts.
- 68 tackles (33 solo), 2.5 sacks, 1 interception and 1 pass defended.
- 13 special teams tackles (9 solo).

#### 2021 (MIAMI):

- Played in 5 games.
- Inactive for 2 games.
- Dressed but did not play in 2 games.
- 1 assisted tackle.
- 1 solo special teams tackle.
- Signed to Miami's active roster on Nov. 24.
- Elevated to the active roster for 2 games.
- Spent 2 games on the practice squad.
- Signed to Miami's practice squad on Oct. 19.
- 1 assisted tackle.

**VS. N.Y. GIANTS (12/5):** 1 assisted tackle.

**AT NEW ORLEANS (12/27):** 1 solo special teams tackle.

#### 2020 (MIAMI):

- Missed the entire season after being placed on injured reserve on Aug. 19, 2020.

#### 2019 (NEW ORLEANS/MIAMI):

- Played in 15 games with 10 starts with Miami.
- Inactive for 1 game with Miami.
- 57 tackles (26 solo), 2 sacks, 1 interception and 1 pass defended with Miami.

- 2 special teams tackles (1 solo).
  - Spent the offseason and training camp with New Orleans before being traded to Miami on Sept. 1.
- VS. NEW ENGLAND (9/15):** 1 solo tackle and 1 sack.
- Sacked QB Tom Brady on a 2nd-down play in the 3rd quarter.
  - It was his 1st career sack.
- AT BUFFALO (10/20):** 5 tackles (3 solo) and 1 sack.
- Sacked QB Josh Allen for a loss of 10 yards on a 3rd-down play in the 2nd quarter.
- AT N.Y. GIANTS (12/15):** 5 tackles (2 solo), 1 interception and 1 pass defended.
- Intercepted QB Eli Manning in the 2nd quarter. It was his 1st career interception.

#### 2018 (NEW ORLEANS):

- Played in 14 games.
- Also spent time on the practice squad.
- 4 special teams tackles (3 solo).

#### POSTSEASON:

**NFC DIVISIONAL VS. PHILADELPHIA (1/13):** Played but did not record any stats.

**NFC CHAMPIONSHIP VS. L.A. RAMS (1/20):** Played but did not record any stats.

#### 2017 (GREEN BAY):

- Played in 9 games.
- Spent the first 7 games on PUP.
- 10 tackles (7 solo).
- 6 special teams tackles (4 solo).

**VS. DETROIT (11/6):** 2 tackles (1 solo).

- Made NFL debut.

**VS. BALTIMORE (11/19):** 2 solo tackles.

### BEFORE THE NFL

#### COLLEGE (WISCONSIN):

- 5-year letterman (2012-16) and 3-year starter.

**CAREER:** Played in 54 games with 40 starts; 191 tackles (117 solo), 21.5 sacks, 5 passes defended and 3 forced fumbles.

- His 54 games played tied a school record.

- His 21.5 sacks were 7th in school history.

- Was part of the winningest senior class in history, going 41-13 (.759).

**SENIOR (2016):** Started 12 games; 44 tackles (29 solo), 4 sacks, 1 pass defended and 1 forced fumble.

- 2nd-team All-Big Ten.

**JUNIOR (2015):** Started all 13 games; 66 tackles (31 solo) and 8 sacks.

- 3rd-team All-Big Ten.

**SOPHOMORE (2014):** Played in all 14 games with 13 starts; 56 tackles (38 solo), 7.5 sacks, 2 passes defended and 2 forced fumbles.

- 2nd-team All-Big Ten.

**REDSHIRT FRESHMAN (2013):** Played in all 13 games with 2 starts; 25 tackles (19 solo), 2 sacks and 2 passes defended.

**TRUE FRESHMAN (2012):** Played in 2 games.

- Granted medical redshirt.

## HIGH SCHOOL (LINCOLN HS – WISCONSIN RAPIDS, WIS.)

- 425 career tackles, 27 sacks, 10 interceptions, 10 forced fumbles and 5 fumble recoveries; 4 defensive TDs.
- Also lettered in track and field and hockey.

**SENIOR (2011):** 172 tackles, 21 sacks, 3 interceptions, 5 forced fumbles and 3 fumble recoveries; 2 defensive TDs.

- Wisconsin Gatorade Player of the Year
- 1st-team All-American.
- 1st-team all-state.
- 1st-team all-region.
- 1st-team all-conference.

**JUNIOR (2010):** 171 tackles, 6 sacks, 4 interceptions, 5 forced fumbles and 2 fumble recoveries; 2 defensive TDs.

- 1st-team all-state.
- 1st-team all-region.
- 1st-team all-conference.

**SOPHOMORE (2009):** 82 tackles and 3 interceptions.

- 1st-team all-conference safety.

## OFF THE FIELD

### COMMUNITY:

**2021:**

- In 2021, surprised kids at Hollywood Park Elementary School with holiday gifts.

**2020:**

- In 2020, participated in the DCC X 5K along with his wife, Sarah, daughter, Willow, and dog Lambeau.

**2019:**

- In 2019, visited the Joe DiMaggio Children's Hospital and Bennett Elementary School to surprise children with holiday gifts.

### PERSONAL:

- **PRONUNCIATION:** Last name is pronounced BEE-gull.
- **MAJOR:** Life sciences communication.

## VINCE BIEGEL'S NFL REGULAR SEASON STATS

YEAR	TEAM	GP	GS	TACKLES					INTERCEPTIONS					FUMBLES		
				TOT	SOLO	ASST	SK	YDS	INT	YDS	LG	TD	PD	FF	FR	
2017	GREEN BAY	9	0	10	7	3	0.0	0.0	0	0	0	0	0	0	0	0
2018	NEW ORLEANS	14	0	0	0	0	0.0	0.0	0	0	0	0	0	0	0	0
2019	MIAMI	15	10	57	26	31	2.5	18.0	1	7	7	0	1	0	0	0
2020	MIAMI	INJURED RESERVE														
2021	MIAMI	5	0	1	0	1	0.0	0.0	0	0	0	0	0	0	0	0
<b>NFL TOTALS</b>		<b>43</b>	<b>10</b>	<b>68</b>	<b>33</b>	<b>35</b>	<b>2.5</b>	<b>18.0</b>	<b>1</b>	<b>7</b>	<b>7</b>	<b>0</b>	<b>1</b>	<b>0</b>	<b>0</b>	<b>0</b>

## VINCE BIEGEL'S NFL PLAYOFF STATS

YEAR	TEAM	GP	GS	TACKLES					INTERCEPTIONS					FUMBLES		
				TOT	SOLO	ASST	SK	YDS	INT	YDS	LG	TD	PD	FF	FR	
2018	NEW ORLEANS	2	0	0	0	0	0.0	0.0	0	0	0	0	0	0	0	0
<b>PLAYOFF TOTALS</b>		<b>2</b>	<b>0</b>	<b>0</b>	<b>0</b>	<b>0</b>	<b>0.0</b>	<b>0.0</b>	<b>0</b>	<b>0</b>	<b>0</b>	<b>0</b>	<b>0</b>	<b>0</b>	<b>0</b>	<b>0</b>

## ADDITIONAL STATS

**Special Teams Tackles:** (Green Bay) 6 in 2017, (New Orleans) 4 in 2018, (Miami) 2 in 2019, 1 in 2021 for total of 13.

## SINGLE-GAME CAREER HIGHS

<b>Tackles:</b>	9	at Pittsburgh, 10/28/19
<b>Sacks:</b>	1	Twice, last: at Buffalo, 10/20/19
<b>Passes Defended:</b>	1	at N.Y. Giants, 12/15/19
<b>Interceptions:</b>	1	at N.Y. Giants, 12/15/19



# 6

## LYNN BOWDEN JR.

WIDE RECEIVER // 5-11 // 197 // KENTUCKY '20  
ACQUIRED: T, '20 (LV)  
HOMETOWN: YOUNGSTOWN, OHIO // BORN: 10/14/97  
NFL: SECOND SEASON // DOLPHINS: SECOND SEASON

### NFL CAREER

#### TRANSACTIONS:

- Traded from Las Vegas to Miami on Sept. 5, 2020.
- 3rd-round pick (80th overall) by Las Vegas in the 2020 NFL Draft.

#### CAREER HIGHLIGHTS:

- Played in 10 career games with 4 starts.
- 28 receptions for 211 yards (7.5 avg.).
- 9 carries for 32 yards (3.6 avg.).
- 1-for-2 passing (50.0 pct.) for 32 yards and a QB rating of 95.8.
- 2 miscellaneous tackles.

#### 2021 (MIAMI):

- Missed the entire season after being placed on injured reserve on Aug. 24.

#### 2020 (LAS VEGAS/MIAMI):

- Played in 10 games with 4 starts for Miami.
- Inactive for 5 games for Miami.
- Spent 1 game on the Resesrve/COVID-19 list.
- 28 receptions for 211 yards (7.5 avg.) with Miami.
- 9 carries for 32 yards (3.6 avg.) with Miami.
- 1-for-2 (50.0 pct.) passing for 32 yards and a QB rating of 95.8.
- 2 miscellaneous tackles with Miami.
- Traded from Las Vegas to Miami on Sept. 5.

**VS. BUFFALO (9/20):** 1 reception for -1 yard.

- Made his NFL debut.

**VS. KANSAS CITY (12/13):** 7 receptions for 82 yards (11.7 avg.); 1 carry for 2 yards.

**AT BUFFALO (1/3):** 8 receptions for 44 yards (5.5 avg.); 1-for-1 passing for 32 yards; 1 carry for -7 yards.

### BEFORE THE NFL

#### COLLEGE (KENTUCKY):

- 3-year letterman (2017-19) and 2-year starter.

**CAREER:** Played in all 39 games with 25 starts; 38-of-79 passing (48.1 pct.) for 495 yards (6.3 avg.) and 3 TDs; 206 carries for 1,530 yards (7.4 avg.) and 13 TDs; 114 receptions for 1,303 yards (11.4 avg.) and 6 TDs; 71 kickoff returns for 1,628 yards (22.9 avg.); 9 punt returns for 199 yards (22.1 avg.) and 2 TDs.

- His 114 career receptions ranked 13th in school

history.

- His 1,303 career receiving yards ranked 18th in school history.
- His 4,660 career all-purpose yards ranked 5th in school history.
- Became the 10th player in school history to reach 4,000 all-purpose yards.
- Became the 38th player in school history to reach 1,000 career rushing yards.

**JUNIOR (2019):** Started all 13 games; 35-of-74 passing (47.3 avg.) and 3 TDs; 185 carries for 1,468 yards (7.9 avg.) and 13 TDs; 30 receptions for 348 yards (11.6 avg.) and 1 TD; 9 kickoff returns for 220 yards (24.4 avg.); 4 punt returns for 53 yards (13.3 avg.).

- His 1,369 rushing yards in his 8 games at QB were a school record for rushing yards in a season by a QB.

- Became the only player in FBS to lead his team in both rushing and receiving yards.

- 1st-team All-American.
- 1st-team All-SEC.
- Paul Hornung Award for nation's most versatile player.
- Voted a team captain.

**SOPHOMORE (2018):** Played in all 13 games with 12 starts; 0-of-1 passing; 9 carries for 25 yards (2.8 avg.); 67 receptions for 745 yards (11.1 avg.) and 5 TDs; 25 kickoff returns for 539 yards (21.6 avg.); 5 punt returns for 146 yards (29.2 avg.) and 2 TDs.

- His 67 receptions, 745 receiving yards and 5 TD receptions led the team.

- His 67 receptions were a school record by a sophomore.

- 2nd-team All-SEC.

- All-Bowl Team.

**TRUE FRESHMAN (2017):** Played in all 13 games; 3-of-4 passing for 92 yards (75.0 avg.); 12 carries for 37 yards (3.1 avg.); 17 receptions for 210 yards (12.4 avg.); 37 kickoff returns for 869 yards (23.5 avg.).

- All-SEC Freshman Team.

#### HIGH SCHOOL (WARREN G. HARDING HS – WARREN, OHIO)

- Also lettered in basketball.
- Finished his career as the state's 6th all-time rusher with 7,387 yards.

**SENIOR (2016):** 1,366 passing yards, 2,277 rushing yards and 57 TDs.

- Division II Offensive Player of the Year.
- County Player of the Year.
- Mr. Football runner-up.

## OFF THE FIELD

### PERSONAL:

- Last name is pronounced BO-den.
- **MAJOR:** Community and leadership development.

### LYNN BOWDEN JR.'S NFL REGULAR SEASON STATS

YEAR	TEAM	GP	GS	RECEIVING					RUSHING				
				REC	YDS	AVG	LG	TD	ATT	YDS	AVG	LG	TD
2020	MIAMI	10	4	28	211	7.5	22	0	9	32	3.6	11	0
2021	MIAMI			INJURED RESERVE									
<b>NFL TOTALS</b>		<b>10</b>	<b>4</b>	<b>28</b>	<b>211</b>	<b>7.5</b>	<b>22</b>	<b>0</b>	<b>9</b>	<b>32</b>	<b>3.6</b>	<b>11</b>	<b>0</b>

### ADDITIONAL STATS

**Miscellaneous Tackles:** (Miami) 2 in 2020.

**Passing:** 1-for-2 for 32 yards in 2020.

### SINGLE-GAME CAREER HIGHS


- Receptions:** 8 at Buffalo, 1/3/21  
**Receiving Yards:** 82 vs. Kansas City, 12/13/20  
**Longest Reception:** 22 vs. Kansas City, 12/13/20

### 2020 GAME-BY-GAME STATS (MIAMI)

DATE	OPPONENT	P/S	REC	YDS	AVG	LG	TD
09/13	at New England		INACTIVE				
09/20	BUFFALO	1/0	1	-1	-1.0	-1	0
09/24	at Jacksonville		INACTIVE				
10/04	SEATTLE	1/0	0	0	0.0	0	0
10/11	at San Francisco	1/1	0	0	0.0	0	0
10/18	N.Y. JETS	1/0	0	0	0.0	0	0
11/01	L.A. RAMS		INACTIVE				
11/08	at Arizona		RESERVE/COVID-19				
11/15	L.A. CHARGERS		INACTIVE				
11/22	at Denver		INACTIVE				
11/29	at N.Y. Jets	1/0	0	0	0.0	0	0
12/06	CINCINNATI	1/0	4	41	10.3	15	0
12/13	KANSAS CITY	1/0	7	82	11.7	22	0
12/20	NEW ENGLAND	1/1	6	37	6.2	14	0
12/26	at Las Vegas	1/1	2	8	4.0	6	0
01/03	at Buffalo	1/1	8	44	5.5	10	0
<b>2020 TOTALS</b>		<b>10/4</b>	<b>28</b>	<b>211</b>	<b>7.5</b>	<b>22</b>	<b>0</b>

### 2021 GAME-BY-GAME STATS (MIAMI)

DATE	OPPONENT	P/S	REC	YDS	AVG	LG	TD
09/12	at New England		INJURED RESERVE				
09/19	BUFFALO		INJURED RESERVE				
09/26	at Las Vegas		INJURED RESERVE				
10/03	INDIANAPOLIS		INJURED RESERVE				
10/10	at Tampa Bay		INJURED RESERVE				
10/17	at Jacksonville		INJURED RESERVE				
10/24	ATLANTA		INJURED RESERVE				
10/31	at Buffalo		INJURED RESERVE				
11/07	HOUSTON		INJURED RESERVE				
11/11	BALTIMORE		INJURED RESERVE				
11/21	at N.Y. Jets		INJURED RESERVE				
11/28	CAROLINA		INJURED RESERVE				
12/05	at N.Y. GIANTS		INJURED RESERVE				
12/19	N.Y. JETS		INJURED RESERVE				
12/27	at New Orleans		INJURED RESERVE				
01/02	at Tennessee		INJURED RESERVE				
01/09	NEW ENGLAND		INJURED RESERVE				
<b>2021 TOTALS</b>		<b>0/0</b>	<b>0</b>	<b>0</b>	<b>0.0</b>	<b>-</b>	<b>0</b>



# 14

## JACOBY BRISSETT

QUARTERBACK // 6-4 // 235 // NC STATE '16

ACQUIRED: UFA, '21 (IND.)

HOMETOWN: WEST PALM BEACH, FLA. // BORN: 12/11/92

NFL: SIXTH SEASON // DOLPHINS: FIRST SEASON

### NFL CAREER

#### TRANSACTIONS:

- Signed by Miami as an unrestricted free agent from Indianapolis on March 18, 2021.
- Traded from New England to Indianapolis on Sept. 2, 2017.
- 3rd-round pick (91st overall) by New England in the 2016 NFL Draft.

#### CAREER HONORS:

- 2020 Walter Payton Man of the Year Nominee for Indianapolis.
- AFC Offensive Player of the Week (vs. Houston, 10/20/19).

#### CAREER HIGHLIGHTS:

- Played in 60 career games with 37 starts.
- 727-of-1,208 passes (60.2 pct.) for 7,742 yards and 36 TDs for a QB rating of 83.0.
- 178 carries for 653 yards (3.7 avg.) and 13 TDs.
- 1 reception for 2 yards.
- Appeared in 1 postseason game with Indianapolis.

#### 2021 (MIAMI):

- Played in 11 games with 5 starts.
- Dressed but did not play in 6 games.
- 141-of-225 passing (62.7 pct.) for 1,283 yards and 5 TDs for a QB rating of 78.1.
- 19 carries for 70 yards (3.7 avg.) and 1 TD.
- 2 miscellaneous fumble recoveries.

**VS. INDIANAPOLIS (10/3):** 20-of-30 passing (66.7 pct.) for 199 yards and 2 TDs for a QB rating of 107.5; 3 carries for 8 yards (2.7 avg.); 1 miscellaneous fumble recovery.

- Completed a 1-yard TD pass to TE Mike Gesicki in the 4th quarter.
- Completed a 3-yard TD pass to WR DeVante Parker in the 4th quarter.

**AT TAMPA BAY (10/10):** 27-of-39 passing (69.2 pct.) for 275 yards and 2 TDs for a QB rating of 95.6.

- Completed a 24-yard TD pass to RB Myles Gaskin in the 1st quarter.
- Completed a 1-yard TD pass to RB Myles Gaskin in the 3rd quarter.

**VS. HOUSTON (11/7):** 26-of-43 passing (60.5 pct.) for 244 yards and 1 TD for a QB rating of 64.5; 1 carry for 7 yards.

- Completed a 5-yard TD pass to WR Mack Hollins in the 2nd quarter.

#### 2020 (INDIANAPOLIS):

- Played in 11 games.
- 2-of-8 passing (25.0 pct.) for 17 yards and for a QB rating of 39.6.
- 17 carries for 19 yards (1.1 avg.) and 3 TDs.

**VS. N.Y. JETS (9/27):** 2-of-4 passing (50.0 pct.) for 17 yards for a QB rating of 61.5.

**AT TENNESSEE (11/12):** 1 carry for 2 yards and 1 TD.

- Scored on a 2-yard TD run to extend Indianapolis' lead to 34-17.

**VS. TENNESSEE (11/29):** 0-of-2 passing (0.0 pct.) for a QB rating of 39.6; 4 carries for 3 yards (0.8 avg.) and 2 TDs.

- Scored on a 1-yard TD run in the 2nd quarter to even the score at 14-14.

- Scored on a 1-yard TD in the 4th quarter.

#### POSTSEASON:

**AFC WILD CARD AT BUFFALO (1/9):** 1 carry for 0 yards.

#### HONORS:

- Walter Payton Man of the Year Nominee.

#### 2019 (INDIANAPOLIS):

- Started 15 games.
- Inactive for 1 game.
- 272-of-447 passing (60.9 pct.) for 2,942 yards and 18 TDs for a QB rating of 88.0.
- 56 carries for 228 yards (4.1 avg.) and 4 TDs.
- 1 reception for 2 yards.
- 3 miscellaneous tackles.

**AT TENNESSEE (9/15):** 17-of-28 passing (60.7 pct.) for 146 yards and 3 TDs for a QB rating of 95.2; 7 carries for 25 yards (3.6 avg.).

- Completed a 3-yard TD pass to TE Eric Ebron in the 1st quarter to give Indianapolis a 7-0 lead.

**VS. OAKLAND (9/29):** 24-of-46 passing (52.2 pct.) for 265 yards and 3 TDs for a QB rating of 82.2; 5 carries for 19 yards (3.8 avg.).

- Completed a 5-yard TD pass to TE Jack Doyle in the 1st quarter.

- Completed a 4-yard TD pass to WR Chester Rogers in the 4th quarter.

- Completed a 48-yard TD pass to TE Eric Ebron in the 4th quarter.

**VS. HOUSTON (10/20):** 26-of-39 passing (66.7 pct.)

for 326 yards and 4 TDs for a QB rating of 126.7; 5 carries for 6 yards (1.2 avg.).

- Completed an 11-yard TD pass to WR Zach Pascal in the 1st quarter to give Indianapolis a 7-0 lead.
- Completed a 2-yard TD pass to WR T.Y. Hilton in the 2nd quarter to extend Indianapolis' lead to 14-6.
- Completed a 4-yard TD pass to TE Eric Ebron in the 3rd quarter to extend Indianapolis' lead to 21-9.
- Completed a 3-yard TD pass to WR Zach Pascal in the 3rd quarter to extend Indianapolis' lead to 28-16.

#### HONORS:

- AFC Offensive Player of the Week (vs. Houston, 10/20).

#### 2018 (INDIANAPOLIS):

- Played in 4 games.
- Dressed but did not play in 12 games.
- 2-of-4 passing (50.0 pct.) for 2 yards for a QB rating of 56.3.
- 7 carries for -7 yards (-1.0 avg.).

**VS. MIAMI (11/25):** 1-of-1 passing (100.0 pct.) for 4 yards for a QB rating of 83.3.

#### POSTSEASON:

**AFC WILD CARD AT HOUSTON (1/5):** Dressed but did not play.

#### 2017 (INDIANAPOLIS):

- Played in all 16 games with 15 starts.
- 276-of-469 passing (58.8 pct.) for 3,098 yards and 13 TDs for a QB rating of 81.7.
- 63 carries for 260 yards (4.1 avg.) and 4 TDs.
- Traded from New England to Indianapolis on Sept. 2.

**VS. CLEVELAND (9/24):** 17-of-24 passing (70.8 pct.) for 259 yards and 1 TD for a QB rating of 120.0; 5 carries for 14 yards (2.8 avg.) and 2 TDs.

- Scored on a 5-yard TD run in the 1st quarter to give Indianapolis a 7-0 lead.
- Scored on a 7-yard TD run in the 2nd quarter to give Indianapolis a 14-7 lead.
- Completed a 61-yard TD pass to WR T.Y. Hilton in the 2nd quarter to extend Indianapolis' lead to 21-7.

**AT CINCINNATI (10/29):** 25-of-39 passing (64.1 pct.) for 233 yards and 2 TDs for a QB rating of 86.8; 1 carry for 6 yards.

- Completed a 13-yard TD pass to TE Jack Doyle in the 2nd quarter to give Indianapolis a 10-3 lead.
- Completed a 24-yard TD pass to RB Marlon Mack in the 3rd quarter to give Indianapolis a 20-17 lead.

**AT HOUSTON (11/5):** 20-of-30 passing (66.7 pct.) for 308 yards and 2 TDs for a QB rating of 122.6; 2 carries for 12 yards (6.0 avg.).

- Completed a 45-yard TD pass to WR T.Y. Hilton in the 1st quarter to give Indianapolis a 7-0 lead.
- Completed an 80-yard TD pass to WR T.Y. Hilton in the 3rd quarter to extend Indianapolis' lead to 17-7.

#### 2016 (NEW ENGLAND):

- Played in 3 games with 2 starts.
- Spent 10 games on injured reserve.
- Inactive for 3 games.
- 34-of-55 passing (61.8 pct.) for 400 yards for a QB rating of 83.9.
- 16 carries for 83 yards (5.2 avg.) and 1 TD.

**VS. MIAMI (9/18):** 6-of-9 passing (66.7 pct.) for a QB rating of 100.2; 4 carries for 12 yards (3.0 avg.).

- Made his NFL debut.

**VS. HOUSTON (9/22):** 11-of-19 passing (57.9 pct.) for 103 yards for a QB rating of 72.9; 8 carries for 48 yards (6.0 avg.) and 1 TD.

- Scored on a 27-yard TD run to extend New England's lead to 10-0.
- Made his 1st NFL start.

**VS. BUFFALO (10/2):** 17-of-27 passing (63.0 pct.) for 205 yards for a QB rating of 86.2; 4 carries for 23 yards (5.8 avg.).

#### POSTSEASON:

**AFC DIVISIONAL VS. HOUSTON (1/14):** Inactive.

**AFC CHAMPIONSHIP VS. PITTSBURGH (1/22):** Inactive.

**SUPER BOWL LI VS. ATLANTA (2/5):** Inactive.

### BEFORE THE NFL

#### COLLEGE (NORTH CAROLINA STATE):

- 2-year starter (2014-15).
- Transferred from Florida following his sophomore season in 2012.

**CAREER (AT NC STATE):** Started all 26 games; 458-of-765 passing (59.9 pct.) for 5,268 yards and 43 yards; 263 carries for 899 yards (3.4 avg.) and 9 TDs; 1 reception for 20 yards.

- Honorable mention All-ACC.
- His 43 career passing TDs ranked 5th in school history.
- His 458 career completions ranked 5th in school history.
- His 5,268 career passing yards ranked 7th in school history.

**SENIOR (2015 AT NC STATE):** Started all 13 games; 237-of-395 passing (60.0 pct.) for 2,662 yards and 20 TDs; 139 carries for 370 yards (2.7 avg.) and 6 TDs.

- His 23 TD passes in a season ranked 7th in school history.
- Team MVP.

**REDSHIRT JUNIOR (2014 AT NC STATE):** Started all 13 games; 221-of-370 passing (59.7 pct.) for 2,606 yards and 23 TDs; 124 carries for 529 yards (4.3 avg.) and 3 TDs; 1 reception for 20 yards.

- His 23 passing TDs ranked 3rd in the ACC.
- Team MVP.

#### JUNIOR (2013 AT NC STATE):

- Redshirted due to NCAA transfer rules.

**SOPHOMORE (2012 AT FLORIDA):** Played in 6 games with 2 starts; 23-of-35 passing (65.7 pct.) for 249 yards and 1 TD; 7 carries for -4 yards (-0.6 avg.) and 1 TD.

**TRUE FRESHMAN (2011 AT FLORIDA):** Played in 8 games with 1 start; 18-of-39 passing (46.2 pct.) for 206 yards and 2 TDs; 13 carries for 7 yards (0.6 avg.) and 2 TDs.



## HIGH SCHOOL (DWYER HS – PALM BEACH GARDENS, FLA.)

- Also lettered in basketball.

**SENIOR (2010):** 2,473 passing yards and 32 TDs; 63 carries for 368 yards (5.8 avg.) and 7 TDs.

- Palm Beach Post Offensive Player of the Year.
- County Player of the Year.

**JUNIOR (2009):**

- Led the team to its 1st state championship...

## OFF THE FIELD

### COMMUNITY:

**2021:**

- Volunteered at the Miami Dolphins holiday event to spend time with and provide dinner and children's gifts for South Florida families.
- Hosted a Halloween costume show with more than 20 teammates for children in remission

from cancer who were treated at alex's Place at Sylvester Comprehensive Cancer Center.

- Hosted the second Start the Cycle bike ride with the T.E.A.M. Elam Foundation and the Riviera Beach Police Department and gifted bikes to more than 250 kids from Palm Beach County.
- In 2021, rode in the 50-mile Dolphins Challenge Cancer ride with a group from his hometown.

**2020:**

- In 2020, hosted the first Start the Cycle bike ride in partnership with the T.E.A.M. Elam Foundation and his hometown Riviera Beach Police Department to promote unity and accountability.
- Served on the Indianapolis Colts players' social impact committee and helped register the team to vote.

### PERSONAL:

- **MAJOR:** Communications.

## JACOBY BRISSETT'S NFL REGULAR SEASON PASSING STATS

YEAR	TEAM	GP	GS	ATT	CMP	PCT	YDS	Y/A	TD	INT	LG	SK/YDS	RATE
2016	NEW ENGLAND	3	2	55	34	61.8	400	7.3	0	0	58	6/46	83.9
2017	INDIANAPOLIS	16	15	469	276	58.8	3098	6.6	13	7	80t	52/305	81.7
2018	INDIANAPOLIS	4	0	4	2	50.0	2	0.5	0	0	4	0/0	56.3
2019	INDIANAPOLIS	15	15	447	272	60.9	2942	6.6	18	6	50	27/159	88.0
2020	INDIANAPOLIS	11	0	8	2	25.0	17	2.1	0	0	13	2/15	39.6
2021	MIAMI	11	5	225	141	62.7	1283	5.7	5	4	52	19/132	78.1
<b>NFL TOTALS</b>		<b>60</b>	<b>37</b>	<b>1208</b>	<b>727</b>	<b>60.2</b>	<b>7742</b>	<b>6.4</b>	<b>36</b>	<b>17</b>	<b>80t</b>	<b>106/657</b>	<b>83.0</b>

## JACOBY BRISSETT'S PLAYOFF PASSING STATS

YEAR	TEAM	GP	GS	ATT	CMP	PCT	YDS	Y/A	TD	INT	LG	SK/YDS	RATE
2020	INDIANAPOLIS	1	0	0	0	-	0	-	0	0	0	0/0	-
<b>NFL TOTALS</b>		<b>1</b>	<b>0</b>	<b>0</b>	<b>0</b>	<b>-</b>	<b>0</b>	<b>-</b>	<b>0</b>	<b>0</b>	<b>0</b>	<b>0/0</b>	<b>-</b>

## JACOBY BRISSETT'S NFL REGULAR SEASON RUSHING/RECEIVING STATS

YEAR	TEAM	GP	GS	RUSHING					RECEIVING				
				ATT	YDS	AVG	LG	TD	REC	YDS	AVG	LG	TD
2016	NEW ENGLAND	3	2	16	83	5.2	27t	1	0	0	-	-	0
2017	INDIANAPOLIS	16	15	63	260	4.1	25	4	0	0	-	-	0
2018	INDIANAPOLIS	4	0	7	-7	-1.0	-1	0	0	0	-	-	0
2019	INDIANAPOLIS	15	15	56	228	4.1	24	4	1	2	2.0	2	0
2020	INDIANAPOLIS	11	0	17	19	1.1	5	3	0	0	-	-	0
2021	MIAMI	11	5	19	70	3.7	19	1	0	0	-	-	0
<b>NFL TOTALS</b>		<b>60</b>	<b>37</b>	<b>178</b>	<b>653</b>	<b>3.7</b>	<b>27t</b>	<b>13</b>	<b>1</b>	<b>2</b>	<b>2.0</b>	<b>2</b>	<b>0</b>

### ADDITIONAL STATS

**Career Regular Season Record As A Starter:** (New England) 1-1 in 2016; (Indianapolis) 4-11 in 2017; 7-8 in 2019; (Miami) 2-3 in 2021 for total of 14-23.

**Miscellaneous Tackles:** (Indianapolis) 3 in 2019.

**Miscellaneous Fumble Recoveries:** (Miami) 2 in 2021.

### BRISSETT'S 4TH QUARTER COMEBACK VICTORIES (2)

DATE	OPP	4Q DEFICIT	4Q/OT STATS	FINAL SCORE
1. 9/15/19	at Ten.	13-17	4-3-12-1-0	19-17
2. 10/27/19	vs. Den.	12-13	8-4-63-0-0	15-13

### SINGLE-GAME CAREER HIGHS

<b>Pass Attempts:</b>	46	at Oakland, 9/29/19
<b>Completions:</b>	28	vs. Atlanta, 9/22/19
<b>Passing Yards:</b>	326	vs. Houston, 10/20/19
<b>TD Passes:</b>	4	vs. Houston, 10/20/19
<b>Longest Pass:</b>	80t	at Houston, 11/5/17
<b>Completion Pct.:</b>	77.8	at L.A. Chargers, 9/8/19
<b>Passer Rating:</b>	126.7	vs. Houston, 10/20/19
<b>Rush Attempts:</b>	8	Twice, last: vs. San Francisco, 10/8/17
<b>Rushing Yards:</b>	48	vs. Houston, 9/22/16
<b>Longest Run:</b>	27t	vs. Houston, 9/22/16
<b>Rushing TDs:</b>	2	Twice, last: vs. Tennessee, 11/29/20

### BRISSETT'S GAME-WINNING DRIVES (3)

DATE	OPP	GW SCORE	TIME LEFT	FINAL SCORE
1. 10/8/17	vs. SF	Vinatieri 51-yd FG	1:43*	26-23
2. 9/15/19	at Ten.	4-yd pass to Hilton	4:42	19-17
3. 10/27/19	vs. Den.	Vinatieri 51-yd FG	0:26	15-13

\* denotes GWD was in overtime

### 300-YARD PASSING GAMES (5)

DATE	OPP	ATT	CMP	PCT	YDS	TD	INT	LG	RATE
10/8/17	vs. SF	34	22	64.7	314	0	1	63	82.2
11/5/17	at Hou.	30	20	66.7	308	2	0	80t	122.6
9/22/19	vs. Atl.	37	28	75.7	310	2	0	35	118.1
10/20/19	vs. Hou.	39	26	66.7	326	4	0	34	126.7
12/1/19	vs. Ten.	40	25	62.5	319	1	2	26	74.9

## 2016 GAME-BY-GAME STATS (NEW ENGLAND)

DATE	OPPONENT	P/S	ATT	CMP	PCT	YDS	TD	INT	LG	SK/YDS
09/11	at Arizona					INACTIVE				
09/18	MIAMI	1/0	9	6	66.7	92	0	0	37	2/22
09/22	HOUSTON	1/1	19	11	57.9	103	0	0	27	1/6
10/02	BUFFALO	1/1	27	17	63.0	205	0	0	58	3/18
10/09	at Cleveland					INJURED RESERVE				
10/16	CINCINNATI					INJURED RESERVE				
10/23	at Pittsburgh					INJURED RESERVE				
10/30	at Buffalo					INJURED RESERVE				
11/13	SEATTLE					INJURED RESERVE				
11/20	at San Francisco					INJURED RESERVE				
11/27	at N.Y. Jets					INJURED RESERVE				
12/04	L.A. RAMS					INJURED RESERVE				
12/12	BALTIMORE					INJURED RESERVE				
12/18	at Denver					INJURED RESERVE				
12/24	N.Y. JETS					INACTIVE				
01/01	at Miami					INACTIVE				
<b>2016 TOTALS</b>		<b>3/2</b>	<b>55</b>	<b>34</b>	<b>61.8</b>	<b>400</b>	<b>0</b>	<b>0</b>	<b>58</b>	<b>6/46</b>

DATE	OPPONENT	P/S	ATT	CMP	PCT	YDS	TD	INT	LG	SK/YDS
01/14	HOUSTON*					INACTIVE				
01/22	PITTSBURGH**					INACTIVE				
02/05	vs. Atlanta***					INACTIVE				
<b>PLAYOFF TOTALS</b>		<b>0/0</b>	<b>0</b>	<b>0</b>	<b>-</b>	<b>0</b>	<b>0</b>	<b>0</b>	<b>-</b>	<b>0/0</b>

\* AFC Divisional game

\*\* AFC Championship game

\*\*\* Super Bowl

## 2017 GAME-BY-GAME STATS (INDIANAPOLIS)

DATE	OPPONENT	P/S	ATT	CMP	PCT	YDS	TD	INT	LG	SK/YDS
09/10	at L.A. Rams	1/0	3	2	66.7	51	0	0	50	0/0
09/17	ARIZONA	1/1	37	20	54.1	216	0	1	20	4/26
09/24	CLEVELAND	1/1	24	17	70.8	259	1	0	61t	3/16
10/01	at Seattle	1/1	29	16	55.2	157	1	1	32	3/18
10/08	SAN FRANCISCO	1/1	34	22	64.7	314	0	1	63	4/26
10/16	at Tennessee	1/1	37	21	56.8	212	1	0	23	1/0
10/22	JACKSONVILLE	1/1	37	22	59.5	200	0	0	34	10/64
10/29	at Cincinnati	1/1	39	25	64.1	233	2	1	24t	4/17
11/05	at Houston	1/1	30	20	66.7	308	2	0	80t	3/29
11/12	PITTSBURGH	1/1	24	14	58.3	222	2	1	61t	3/26
11/26	TENNESSEE	1/1	29	17	58.6	196	0	0	26	8/31
12/03	at Jacksonville	1/1	36	21	58.3	174	1	2	40t	4/25
12/10	at Buffalo	1/1	22	11	50.0	69	1	0	11	1/5
12/14	DENVER	1/1	30	17	56.7	158	0	0	22	1/0
12/23	at Baltimore	1/1	33	16	48.5	215	1	0	29	2/12
12/31	HOUSTON	1/1	25	15	60.0	114	1	0	22	1/10
<b>2017 TOTALS</b>		<b>16/15</b>	<b>469</b>	<b>276</b>	<b>58.8</b>	<b>3098</b>	<b>13</b>	<b>7</b>	<b>80t</b>	<b>52/305</b>

## 2018 GAME-BY-GAME STATS (INDIANAPOLIS)

DATE	OPPONENT	P/S	ATT	CMP	PCT	YDS	TD	INT	LG	SK/YDS
09/09	CINCINNATI					DID NOT PLAY				
09/16	at Washington					DID NOT PLAY				
09/23	at Philadelphia	1/0	1	0	0.0	0	0	0	-	0/0
09/30	HOUSTON					DID NOT PLAY				
10/04	at New England					DID NOT PLAY				
10/14	at N.Y. Jets					DID NOT PLAY				
10/21	BUFFALO	1/0	0	0	0.0	0	0	0	-	0/0
10/28	at Oakland					DID NOT PLAY				
11/11	JACKSONVILLE					DID NOT PLAY				
11/18	TENNESSEE	1/0	2	1	50.0	-2	0	0	-2	0/0
11/25	MIAMI	1/0	1	1	100.0	4	0	0	4	0/0
12/02	at Jacksonville					DID NOT PLAY				
12/09	at Houston					DID NOT PLAY				
12/16	DALLAS					DID NOT PLAY				
12/23	N.Y. GIANTS					DID NOT PLAY				
12/30	at Tennessee					DID NOT PLAY				
<b>2018 TOTALS</b>		<b>4/0</b>	<b>4</b>	<b>2</b>	<b>50.0</b>	<b>2</b>	<b>0</b>	<b>0</b>	<b>4</b>	<b>0/0</b>

DATE	OPPONENT	P/S	ATT	CMP	PCT	YDS	TD	INT	LG	SK/YDS
01/05	at Houston*					DID NOT PLAY				
<b>PLAYOFF TOTALS</b>		<b>0/0</b>	<b>0</b>	<b>0</b>	<b>-</b>	<b>0</b>	<b>0</b>	<b>0</b>	<b>-</b>	<b>0/0</b>

\* AFC Wild Card game

## 2019 GAME-BY-GAME STATS (INDIANAPOLIS)

DATE	OPPONENT	P/S	ATT	CMP	PCT	YDS	TD	INT	LG	SK/YDS
09/08	at L.A. Chargers	1/1	27	21	77.8	190	2	0	25	2/17
09/15	at Tennessee	1/1	28	17	60.7	146	3	1	19	3/25
09/22	ATLANTA	1/1	37	28	75.7	310	2	0	35	1/10
09/29	OAKLAND	1/1	46	24	52.2	265	3	1	48t	0/0
10/06	at Kansas City	1/1	29	18	62.1	151	0	1	18	0/0
10/20	HOUSTON	1/1	39	26	66.7	326	4	0	34	1/5
10/27	DENVER	1/1	25	15	60.0	202	0	0	35	4/11
11/03	at Pittsburgh	1/1	5	4	80.0	59	0	0	27	1/4
11/10	MIAMI					INACTIVE				
11/17	JACKSONVILLE	1/1	24	15	62.5	148	1	1	31	3/23
11/21	at Houston	1/1	25	16	64.0	129	0	0	14	1/8
12/01	TENNESSEE	1/1	40	25	62.5	319	1	2	26	3/10
12/08	at Tampa Bay	1/1	36	19	52.8	251	2	0	50	1/8
12/16	at New Orleans	1/1	34	18	52.9	165	0	0	24	1/6
12/22	CAROLINA	1/1	27	14	51.9	119	0	0	21	3/13
12/29	at Jacksonville	1/1	25	12	48.0	162	0	0	33	3/19
<b>2019 TOTALS</b>		<b>15/15</b>	<b>447</b>	<b>272</b>	<b>60.9</b>	<b>2942</b>	<b>18</b>	<b>6</b>	<b>50</b>	<b>27/159</b>

## 2020 GAME-BY-GAME STATS (INDIANAPOLIS)

DATE	OPPONENT	P/S	ATT	CMP	PCT	YDS	TD	INT	LG	SK/YDS
09/13	at Jacksonville	1/0	0	0	0.0	0	0	0	-	1/6
09/20	MINNESOTA					DID NOT PLAY				
09/27	N.Y. JETS	1/0	4	2	50.0	17	0	0	13	0/0
10/04	at Chicago					DID NOT PLAY				
10/11	at Cleveland					DID NOT PLAY				
10/18	CINCINNATI					DID NOT PLAY				
11/01	at Detroit					DID NOT PLAY				
11/08	BALTIMORE	1/0	1	0	0.0	0	0	0	-	0/0
11/12	at Tennessee	1/0	0	0	0.0	0	0	0	-	0/0
11/22	GREEN BAY	1/0	0	0	0.0	0	0	0	-	0/0
11/29	TENNESSEE	1/0	2	0	0.0	0	0	0	-	1/9
12/06	at Houston	1/0	0	0	0.0	0	0	0	-	0/0
12/13	at LV	1/0	0	0	0.0	0	0	0	-	0/0
12/20	HOUSTON	1/0	1	0	0.0	0	0	0	-	0/0
12/27	at Pittsburgh	1/0	0	0	0.0	0	0	0	-	0/0
01/03	JACKSONVILLE	1/0	0	0	0.0	0	0	0	-	0/0
<b>2020 TOTALS</b>		<b>11/0</b>	<b>8</b>	<b>2</b>	<b>25.0</b>	<b>17</b>	<b>0</b>	<b>0</b>	<b>13</b>	<b>2/15</b>

DATE	OPPONENT	P/S	ATT	CMP	PCT	YDS	TD	INT	LG	SK/YDS
01/09	at Buffalo	1/0	0	0	0.0	0	0	0	-	0/0
<b>PLAYOFF TOTALS</b>		<b>1/0</b>	<b>0</b>	<b>0</b>	<b>0.0</b>	<b>0</b>	<b>0</b>	<b>0</b>	<b>-</b>	<b>0/0</b>

## 2021 GAME-BY-GAME STATS (MIAMI)

DATE	OPPONENT	P/S	ATT	CMP	PCT	YDS	TD	INT	LG	SK/YDS
09/12	at New England	1/0	0	0	0.0	0	0	0	-	0/0
09/19	BUFFALO	1/0	40	24	60.0	169	0	1	18	4/24
09/26	at Las Vegas	1/1	49	32	65.3	215	0	0	27	2/18
10/03	INDIANAPOLIS	1/1	30	20	66.7	199	2	0	42	3/31
10/10	at Tampa Bay	1/1	39	27	69.2	275	2	1	34	3/13
10/17	at Jacksonville	1/0	1	1	100.0	25	0	0	25	0/0
10/24	ATLANTA					DID NOT PLAY				
10/31	at Buffalo					DID NOT PLAY				
11/07	HOUSTON	1/1	43	26	60.5	244	1	2	21	4/29
11/11	BALTIMORE	1/1	23	11	47.8	156	0	0	52	2/17
11/21	at N.Y. Jets					DID NOT PLAY				
11/28	CAROLINA					DID NOT PLAY				
12/05	N.Y. GIANTS					DID NOT PLAY				
12/19	N.Y. JETS	1/0	0	0	0.0	0	0	0	-	0/0
12/27	at New Orleans	1/0	0	0	0.0	0	0	0	-	1/0
01/02	at Tennessee	1/0	0	0	0.0	0	0	0	-	0/0
01/09	NEW ENGLAND					DID NOT PLAY				
<b>2021 TOTALS</b>		<b>11/5</b>	<b>225</b>	<b>141</b>	<b>62.7</b>	<b>1283</b>	<b>5</b>	<b>4</b>	<b>-</b>	<b>19/132</b>



# 34

## MALCOLM BROWN

RUNNING BACK // 5-11 // 225 // TEXAS '15  
ACQUIRED: UFA, '21 (LAR)  
HOMETOWN: CIBOLO, TEXAS // BORN: 5/15/93  
NFL: SEVENTH SEASON // DOLPHINS: FIRST SEASON

### NFL CAREER

#### TRANSACTIONS:

- Signed by Miami as an unrestricted free agent from the L.A. Rams on March 18, 2021.
- Signed to St. Louis' active roster on Dec. 31, 2015.
- Signed to St. Louis' practice squad on Sept. 7, 2015.
- Waived by St. Louis on Sept. 5, 2015.
- Signed by St. Louis as an undrafted college free agent on May 8, 2015.

#### CAREER HIGHLIGHTS:

- Played in 77 career games with 5 starts.
- 331 carries for 1,313 yards (4.0 avg.) and 12 TDs.
- 46 receptions for 337 yards (7.3 avg.) and 1 TD.
- Appeared in 3 postseason games with the L.A. Rams.

#### 2021 (MIAMI):

- Played in 7 games with 3 starts.
- Missed the rest of the season after being placed on injured reserve on Oct. 26.
- 33 carries for 125 yards (3.8 avg.) and 1 TD.
- 3 receptions for 10 yards (3.3 avg.).

**VS. BUFFALO (9/19):** 5 carries for 21 yards (4.2 avg.).

**AT LAS VEGAS (9/26):** 7 carries for 31 yards (4.4 avg.) and 1 TD.

- Scored on a 24-yard TD run in the 1st quarter to extend Miami's lead to 14-0.

**AT JACKSONVILLE IN LONDON (10/17):** 5 carries for 24 yards (4.8 avg.); 1 reception for 7 yards.

#### 2020 (L.A. RAMS):

- Played in all 16 games.
- 101 carries for 419 yards (4.1 avg.) and 5 TDs.
- 23 receptions for 162 yards (7.0 avg.).
- 1 solo special teams tackle.
- 2 miscellaneous tackles.

**VS. DALLAS (9/13):** 18 carries for 79 yards (4.4 avg.) and 2 TDs; 3 receptions for 31 yards (10.3 avg.).

- Scored on a 1-yard TD run in the 1st quarter to give the L.A. Rams a 7-0 lead.

- Scored on a 2-yard TD run in the 3rd quarter to give the L.A. Rams a 20-14 lead.

**VS. CHICAGO (10/26):** 10 carries for 57 yards (5.7 avg.) and 1 TD.

- Scored on a 1-yard TD run in the 3rd quarter to extend the L.A. Rams' lead to 17-3.

**VS. SEATTLE (11/15):** 6 carries for 33 yards (5.5 avg.) and 2 TDs; 2 receptions for 18 yards (9.0 avg.).

- Scored on a 7-yard TD run in the 2nd quarter to extend the L.A. Rams' lead to 17-7.

- Scored on a 1-yard TD run in the 3rd quarter to extend the L.A. Rams' lead to 23-13.

#### POSTSEASON:

**NFC WILD CARD AT SEATTLE (1/9):** 9 carries for 30 yards (3.3 avg.); 1 reception for 9 yards.

**NFC DIVISIONAL AT GREEN BAY (1/16):** 1 reception for 4 yards.

#### 2019 (L.A. RAMS):

- Played in 14 games with 1 start.
- Inactive for 2 games.
- 69 carries for 255 yards (3.7 avg.) and 5 TDs.
- 2 receptions for 16 yards (8.0 avg.).
- 3 special teams tackles (2 solo).
- 1 miscellaneous tackle.

**AT CAROLINA (9/8):** 11 carries for 53 yards (4.8 avg.) and 2 TDs; 1 assisted special teams tackle.

- Scored on a 5-yard TD run in the 2nd quarter to extend the L.A. Rams' lead to 10-0.

- Scored on a 1-yard TD run in the 3rd quarter to extend the L.A. Rams' lead to 23-10.

**VS. SEATTLE (12/8):** 5 carries for 21 yards (4.2 avg.) and 1 TD.

- Scored on a 1-yard TD run in the 1st quarter to give the L.A. Rams a 7-3 lead.

**VS. ARIZONA (12/29):** 9 carries for 26 yards (2.9 avg.) and 1 TD; 1 reception for 6 yards.

- Scored on a 3-yard TD run in the 2nd quarter to give the L.A. Rams a 10-7 lead.

#### 2018 (L.A. RAMS):

- Played in 12 games.
- Inactive for 1 game.
- 43 carries for 212 yards (4.9 avg.).
- 5 receptions for 52 yards (10.4 avg.) and 1 TD.
- 2 solo special teams tackles.
- Missed the rest of the season after being placed on injured reserve on Dec. 11.

**VS. ARIZONA (9/16):** 12 carries for 46 yards (3.8 avg.).

**AT SAN FRANCISCO (10/21):** 13 carries for 65 yards (5.0 avg.); 1 reception for 6 yards.

**AT NEW ORLEANS (11/4):** 1 reception for 18 yards and 1 TD.

- Caught an 18-yard TD pass from QB Jared Goff in the 3rd quarter.

### 2017 (L.A. RAMS):

- Played in 11 games with 1 start.
- Inactive for 5 games.
- 63 carries for 246 yards (3.9 avg.) and 1 TD.
- 9 receptions for 53 yards (5.9 avg.).

**VS. INDIANAPOLIS (9/10):** 7 carries for 16 yards (2.3 avg.) and 1 TD.

- Scored on a 3-yard TD run in the 4th quarter to extend St. Louis' lead to 46-9.

**VS. ARIZONA (10/22):** 11 carries for 48 yards (4.4 avg.); 1 reception for 7 yards.

**AT N.Y. GIANTS (11/5):** 15 carries for 57 yards (3.8 avg.).

### POSTSEASON:

**NFC WILD CARD VS. ATLANTA (1/6):** 2 carries for 14 yards (7.0 avg.).

### 2016 (L.A. RAMS):

- Played in all 16 games.
- 18 carries for 39 yards (2.2 avg.).
- 3 receptions for 46 yards (15.3 avg.).
- 2 solo special teams tackles.

**VS. BUFFALO (10/9):** 2 carries for 2 yards (1.0 avg.); 1 reception for 26 yards.

**VS. ATLANTA (12/11):** 4 carries for 14 yards (3.5 avg.).

### 2015 (ST. LOUIS):

- Played in 1 game.
- Spent 15 games on the practice squad.
- 4 carries for 17 yards (4.3 avg.).
- 1 reception for -2 yards.

**AT SAN FRANCISCO (1/3):** 4 carries for 17 yards (4.3 avg.); 1 reception for -2 yards.

- Made his NFL debut.

## BEFORE THE NFL

### COLLEGE (TEXAS):

- 4-year starter (2011-14).

**CAREER:** Played in 44 games with 25 starts; 630 carries for 2,678 yards (4.3 avg.) and 24 TDs; 51 receptions for 382 yards (7.5 avg.) and 3 TDs.

- His 2,678 career rushing yards ranked 9th in school history.
- His 11 career 100-yard rushing games tied for 7th in school history.

**SENIOR (2014):** Started all 13 games; 183 carries for 708 yards (3.9 avg.) and 6 TDs; 16 receptions for 58 yards (3.6 avg.).

- 2nd-team All-Big 12.

**JUNIOR (2013):** Played in all 13 games with 4 starts; 214 carries for 904 yards (4.2 avg.) and 9 TDs; 17 receptions for 195 yards (11.5 avg.) and 2 TDs.

- 2nd-team All-Big 12.

**SOPHOMORE (2012):** Played in 8 games with 1 start; 61 carries for 324 yards (5.3 avg.) and 4 TDs; 15 receptions for 112 yards (7.5 avg.) and 1 TD.

**TRUE FRESHMAN (2011):** Played in 10 games with 7 starts; 172 carries for 742 yards (4.3 avg.) and 5 TDs; 3 receptions for 17 yards (5.7 avg.).

- 2nd-team Freshman All-American.
- Big 12 Newcomer of the Year.
- Big 12 Offensive Newcomer of the Year.

### HIGH SCHOOL (BYRON P. STEELE II HS – CIBOLO, TEXAS)

- Also lettered in track and field.
- Also played basketball.

**SENIOR (2010):** 2,637 rushing yards and 33 TDs.

- 1st-team All-American.
- 1st-team all-state.
- 1st-team all-district.
- 5A Offensive Player of the Year.
- Helped his team win a state championship.

**JUNIOR (2009):** 2,200 rushing yards and 33 TDs.

- All-American.
- 1st-team all-state.
- 1st-team all-district.

**SOPHOMORE (2008):** 1,352 rushing yards and 17 TDs.

- 1st-team all-area.
- 1st-team all-district.

## OFF THE FIELD

### PERSONAL:

- **MAJOR:** Physical culture and sports.

## MALCOLM BROWN'S NFL REGULAR SEASON STATS

YEAR	TEAM	RUSHING							RECEIVING				
		GP	GS	ATT	YDS	AVG	LG	TD	REC	YDS	AVG	LG	TD
2015	ST. LOUIS	1	0	4	17	4.3	13	0	1	-2	-2.0	-2	0
2016	L.A. RAMS	16	0	18	39	2.2	10	0	3	46	15.3	26	0
2017	L.A. RAMS	11	1	63	246	3.9	20	1	9	53	5.9	16	0
2018	L.A. RAMS	12	0	43	212	4.9	19	0	5	52	10.4	18t	1
2019	L.A. RAMS	14	1	69	255	3.7	17	5	2	16	8.0	10	0
2020	L.A. RAMS	16	0	101	419	4.1	19	5	23	162	7.0	30	0
2021	MIAMI	7	3	33	125	3.8	24t	1	3	10	3.3	7	0
NFL TOTALS		77	5	331	1313	4.0	24t	12	46	337	7.3	30	1

## MALCOLM BROWN'S NFL PLAYOFF STATS

YEAR	TEAM	RUSHING							RECEIVING				
		GP	GS	ATT	YDS	AVG	LG	TD	REC	YDS	AVG	LG	TD
2017	L.A. RAMS	1	0	2	14	7.0	11	0	0	0	0.0	0	0
2020	L.A. RAMS	2	0	9	30	3.3	6	0	2	13	6.5	9	0
NFL TOTALS		3	0	11	44	4.0	11	0	2	13	6.5	9	0

### ADDITIONAL STATS

**Special Teams Tackles:** (L.A. Rams) 2 in 2016, 2 in 2018, 3 in 2019, 1 in 2020 for total of 8.

**Miscellaneous Tackles:** (L.A. Rams) 1 in 2019, 2 in 2020 for total of 3.

### SINGLE-GAME CAREER HIGHS

**Rushes:** 18 vs. Dallas, 9/13/20  
**Rushing Yards:** 79 vs. Dallas, 9/13/20  
**Longest Rush:** 24t at Las Vegas, 9/26/21  
**Rushing TDs:** 2 3 times, last: vs. Seattle, 11/15/20  
**Receptions:** 5 vs. N.Y. Giants, 10/4/20  
**Receiving Yards:** 31 vs. Dallas, 9/13/20  
**Longest Reception:** 30 at Arizona, 12/6/20  
**Receiving TDs:** 1 at New Orleans, 11/4/18

### 2016 GAME-BY-GAME STATS (L.A. RAMS)

DATE	OPPONENT	P/S	ATT	YDS	AVG	LG	TD
09/12	at San Francisco	1/0	1	5	5.0	5	0
09/18	SEATTLE	1/0	0	0	0.0	-	0
09/25	at Tampa Bay	1/0	0	0	0.0	-	0
10/02	at Arizona	1/0	0	0	0.0	-	0
10/09	BUFFALO	1/0	2	2	1.0	2	0
10/16	at Detroit	1/0	0	0	0.0	-	0
10/23	N.Y. GIANTS	1/0	0	0	0.0	-	0
11/06	CAROLINA	1/0	1	0	0.0	0	0
11/13	at N.Y. Jets	1/0	0	0	0.0	-	0
11/20	MIAMI	1/0	0	0	0.0	-	0
11/27	at New Orleans	1/0	3	9	3.0	4	0
12/04	at New England	1/0	0	0	0.0	-	0
12/11	ATLANTA	1/0	4	14	3.5	10	0
12/15	at Seattle	1/0	1	-4	-4.0	-4	0
12/24	SAN FRANCISCO	1/0	1	2	2.0	2	0
01/01	ARIZONA	1/0	5	11	2.2	4	0
2016 TOTALS		16/0	18	39	2.2	10	0

### 2017 GAME-BY-GAME STATS (L.A. RAMS)

DATE	OPPONENT	P/S	ATT	YDS	AVG	LG	TD
09/13	SEATTLE						
09/20	at Washington						
09/27	PITTSBURGH						
10/04	at Arizona						
10/11	at Green Bay						
10/25	CLEVELAND						
11/01	SAN FRANCISCO						
11/08	at Minnesota						
11/15	CHICAGO						
11/22	at Baltimore						
11/29	at Cincinnati						
12/06	ARIZONA						
12/13	DETROIT						
12/17	TAMPA BAY						
12/27	at Seattle						
01/03	at San Francisco	1/0	4	17	4.3	13	0
2015 TOTALS		1/0	4	17	4.3	13	0

DATE	OPPONENT	P/S	ATT	YDS	AVG	LG	TD
09/10	INDIANAPOLIS	1/0	7	16	2.3	5	1
09/17	WASHINGTON	1/0	0	0	0.0	-	0
09/21	at San Francisco						
10/01	at Dallas	1/0	1	0	0.0	0	0
10/08	SEATTLE	1/0	0	0	0.0	-	0
10/15	at Jacksonville	1/0	3	17	5.7	8	0
10/22	ARIZONA	1/0	11	48	4.4	11	0
11/05	at N.Y. Giants	1/0	15	57	3.8	16	0
11/12	HOUSTON						
11/19	at Minnesota						
11/26	NEW ORLEANS						
12/03	at Arizona						
12/10	PHILADELPHIA	1/0	1	5	5.0	5	0
12/17	at Seattle	1/0	10	45	4.5	14	0
12/24	at Tennessee	1/0	1	4	4.0	4	0
12/31	SAN FRANCISCO	1/1	14	54	3.9	20	0
2017 TOTALS		11/1	63	246	3.9	20	1

DATE	OPPONENT	P/S	ATT	YDS	AVG	LG	TD
01/06	ATLANTA*	1/0	2	14	7.0	11	0
PLAYOFF TOTALS		1/0	2	14	7.0	11	0

\*NFC Wild Card game

## 2018 GAME-BY-GAME STATS (L.A. RAMS)

DATE	OPPONENT	P/S	ATT	YDS	AVG	LG	TD
09/10	at Oakland	1/0	1	5	5.0	5	0
09/16	ARIZONA	1/0	12	46	3.8	19	0
09/23	L.A. CHARGERS	1/0	5	42	8.4	14	0
09/27	MINNESOTA	1/0	0	0	0.0	-	0
10/07	at Seattle	1/0	0	0	0.0	-	0
10/14	at Denver	1/0	5	24	4.8	9	0
10/21	at San Francisco	1/0	13	65	5.0	10	0
10/28	GREEN BAY	1/0	1	7	7.0	7	0
11/04	at New Orleans	1/0	0	0	0.0	-	0
11/11	SEATTLE	1/0	0	0	0.0	-	0
11/19	KANSAS CITY	1/0	4	15	3.8	8	0
12/02	at Detroit	1/0	2	8	4.0	7	0
12/09	at Chicago						
12/16	PHILADELPHIA						
12/23	at Arizona						
12/30	SAN FRANCISCO						
<b>2018 TOTALS</b>		<b>12/0</b>	<b>43</b>	<b>212</b>	<b>4.9</b>	<b>19</b>	<b>0</b>

DATE	OPPONENT	P/S	ATT	YDS	AVG	LG	TD
01/12	DALLAS*						
01/20	at New Orleans**						
02/03	vs New England***						
<b>PLAYOFF TOTALS</b>		<b>0/0</b>	<b>0</b>	<b>0</b>	<b>-</b>	<b>-</b>	<b>0</b>

\*NFC Divisional game

\*\* NFC Championship

\*\*\* Super Bowl LIII

## 2019 GAME-BY-GAME STATS (L.A. RAMS)

DATE	OPPONENT	P/S	ATT	YDS	AVG	LG	TD
09/08	at Carolina	1/0	11	53	4.8	17	2
09/15	NEW ORLEANS	1/0	6	37	6.2	13	0
09/22	at Cleveland	1/0	3	7	2.3	4	0
09/29	TAMPA BAY	1/0	5	14	2.8	6	0
10/03	at Seattle	1/0	1	3	3.0	3	0
10/13	SAN FRANCISCO	1/1	11	40	3.6	10	0
10/20	at Atlanta						
10/27	CINCINNATI						
11/10	at Pittsburgh	1/0	5	10	2.0	5	0
11/17	CHICAGO	1/0	5	15	3.0	6	1
11/25	BALTIMORE	1/0	1	0	0.0	0	0
12/01	at Arizona	1/0	6	30	5.0	12	0
12/08	SEATTLE	1/0	5	21	4.2	17	1
12/15	at Dallas	1/0	0	0	0.0	-	0
12/21	at San Francisco	1/0	1	-1	-1.0	-1	0
12/29	ARIZONA	1/0	9	26	2.9	15	1
<b>2019 TOTALS</b>		<b>14/1</b>	<b>69</b>	<b>255</b>	<b>3.7</b>	<b>17</b>	<b>5</b>

## 2020 GAME-BY-GAME STATS (L.A. RAMS)

DATE	OPPONENT	P/S	ATT	YDS	AVG	LG	TD
09/13	DALLAS	1/0	18	79	4.4	12	2
09/20	at Philadelphia	1/0	11	47	4.3	19	0
09/27	at Buffalo	1/0	7	19	2.7	6	0
10/04	N.Y. GIANTS	1/0	9	38	4.2	13	0
10/11	at Washington	1/0	8	30	3.8	12	0
10/18	at San Francisco	1/0	2	4	2.0	3	0
10/26	CHICAGO	1/0	10	57	5.7	13	1
11/01	at Miami	1/0	10	40	4.0	11	0
11/15	SEATTLE	1/0	6	33	5.5	13	2
11/23	at Tampa Bay	1/0	3	20	6.7	14	0
11/29	SAN FRANCISCO	1/0	3	4	1.3	2	0
12/06	at Arizona	1/0	3	-3	-1.0	1	0
12/10	NEW ENGLAND	1/0	0	0	0.0	-	0
12/20	N.Y. JETS	1/0	1	4	4.0	4	0
12/27	at Seattle	1/0	7	27	3.9	12	0
01/03	ARIZONA	1/0	3	20	6.7	12	0
<b>2020 TOTALS</b>		<b>16/0</b>	<b>101</b>	<b>419</b>	<b>4.1</b>	<b>19</b>	<b>5</b>

DATE	OPPONENT	P/S	ATT	YDS	AVG	LG	TD
01/09	at Seattle*	1/0	9	30	3.3	6	0
01/16	at Green Bay**	1/0	0	0	0.0	-	0
<b>PLAYOFF TOTALS</b>		<b>2/0</b>	<b>9</b>	<b>30</b>	<b>3.3</b>	<b>6</b>	<b>0</b>


\*NFC Wild Card game

\*\* NFC Divisional game

## 2021 GAME-BY-GAME STATS (MIAMI)

DATE	OPPONENT	P/S	ATT	YDS	AVG	LG	TD
09/12	at New England	1/0	5	16	3.2	5	0
09/19	BUFFALO	1/0	5	21	4.2	12	0
09/26	at Las Vegas	1/1	7	31	4.4	24t	1
10/03	INDIANAPOLIS	1/1	8	23	2.9	4	0
10/10	at Tampa Bay	1/0	0	0	0.0	-	0
10/17	at Jacksonville	1/0	5	24	4.8	16	0
10/24	ATLANTA	1/1	3	10	3.3	4	0
10/31	at Buffalo						
11/07	HOUSTON						
11/11	BALTIMORE						
11/21	at N.Y. Jets						
11/28	CAROLINA						
12/05	N.Y. GIANTS						
TBD	N.Y. JETS						
12/27	at New Orleans						
01/02	at Tennessee						
01/09	NEW ENGLAND						
<b>2021 TOTALS</b>		<b>7/3</b>	<b>33</b>	<b>125</b>	<b>3.8</b>	<b>24t</b>	<b>1</b>





70

ADAM  
BUTLERDEFENSIVE LINEMAN // 6-5 // 295 // VANDERBILT '17  
ACQUIRED: UFA, '21 (NE)  
HOMETOWN: DUNCANVILLE, TEXAS // BORN: 4/12/94  
NFL: FIFTH SEASON // DOLPHINS: FIRST SEASON

## NFL CAREER

## TRANSACTIONS:

- Signed by Miami as an unrestricted free agent on March 19, 2021.
- Signed by New England as an undrafted college free agent on May 5, 2017.

## CAREER HIGHLIGHTS:

- Played in 80 career games with 13 starts.
- 113 tackles (63 solo), 17 sacks, 12 passes defended and 1 forced fumble.
- Appeared in 7 postseason games with New England.
- Won Super Bowl LIII with New England.

## 2021 (MIAMI):

- Played in all 17 games with 1 start.
- 17 tackles (9 solo), 2 sacks and 3 passes defended.

**VS. HOUSTON (11/7):** 2 solo tackles and 2 passes defended.

**VS. BALTIMORE (11/11):** 2 solo tackles and 1 sack.

- Sacked QB Lamar Jackson for a loss of 5 yards in the 3rd quarter.

**VS. N.Y. GIANTS (12/5):** 2 solo tackles and 1 sack.

- Sacked QB Mike Glennon for a loss of 8 yards on 3rd-and-10 in the 4th quarter.

## 2020 (NEW ENGLAND):

- Played in 15 games with 4 starts.
- Inactive for 1 game.
- 34 tackles (18 solo), 4 sacks and 2 passes defended.

**VS. ARIZONA (11/29):** 5 tackles (2 solo), 1 sack and 1 pass defended.

- Sacked QB Kyler Murray for a loss of 9 yards on 3rd-and-7 in the 3rd quarter.

**AT L.A. CHARGERS (12/6):** 3 solo tackles, 1 sack and 1 pass defended.

- Sacked QB Justin Herbert for a loss of 9 yards on 4th-and-4 in the 4th quarter.

**VS. N.Y. JETS (1/3):** 4 tackles (3 solo) and 1 sack.

- Sacked QB Sam Darnold for a loss of 10 yards in the 3rd quarter.

## 2019 (NEW ENGLAND):

- Played in all 16 games with 2 starts.
- 26 tackles (17 solo), 6 sacks and 5 passes defended.

**AT MIAMI (9/15):** 4 tackles (3 solo), 2 sacks and 1 pass defended.

- Sacked QB Ryan Fitzpatrick for a loss of 5 yards on 3rd-and-9 in the 1st quarter.
- Sacked QB Ryan Fitzpatrick again for a loss of 4 yards in the 3rd quarter.
- It was the 1st multi-sack game of his career.

**VS. CLEVELAND (10/27):** 4 tackles (2 solo) and 2 sacks.

- Sacked QB Baker Mayfield for a loss of 10 yards in the 1st quarter.
- Split a sack with DL Chase Winovich of QB Baker Mayfield on 4th-and-16 for a loss of 5 yards in the 4th quarter.
- Split a sack with LB Jamie Collins of QB Baker Mayfield for a loss of 10 yards in the 4th quarter.

**AT PHILADELPHIA (11/17):** 1 solo tackle, 1 sack and 1 pass defended.

- Sacked QB Carson Wentz for a loss of 3 yards in the 2nd quarter.

## POSTSEASON:

**AFC WILD CARD VS. TENNESSEE (1/4):** 3 tackles (2 solo) and 1 pass defended.

## 2018 (NEW ENGLAND):

- Played in all 16 games.
- 17 tackles (8 solo), 3 sacks, 2 passes defended and 1 forced fumble.

**VS. MIAMI (9/30):** 2 solo tackles, 1 sack and 1 pass defended.

- Sacked QB Ryan Tannehill for a loss of 9 yards on 3rd-and-12 in the 3rd quarter.

**VS. MINNESOTA (12/2):** 1 solo tackle and 1 sack.

- Sacked QB Kirk Cousins for a loss of 8 yards in the 1st quarter.

**VS. N.Y. JETS (12/30):** 1 solo tackle, 1 sack and 1 forced fumble.

- Strip-sacked QB Sam Darnold on 3rd-and-10 in the 3rd quarter and the fumble was recovered by LB Kyle Van Noy and returned 46 yards for a TD.

## POSTSEASON:

**AFC DIVISIONAL VS. L.A. CHARGERS (1/13):** 1 assisted tackle.

**AFC CHAMPIONSHIP AT KANSAS CITY (1/20):** Played but did not record any stats.

**SUPER BOWL LIII VS. L.A. RAMS (2/3):** Played but did not record any stats.

## 2017 (NEW ENGLAND):

- Played in all 16 games with 6 starts.
- 19 tackles (11 solo) and 2 sacks.

### VS. KANSAS CITY (9/7): 1 solo tackle.

- Made his NFL debut.

### VS. ATLANTA (10/22): 3 tackles (2 solo) and 1 sack.

- Sacked QB Matt Ryan for a loss of 10 yards in the 2nd quarter.
- It was his 1st career sack.

### AT MIAMI (12/11): 2 tackles (1 solo) and 1 sack.

- Sacked QB Jay Cutler for a loss of 10 yards on 3rd-and-5 in the 3rd quarter.

### POSTSEASON:

#### AFC DIVISIONAL VS. TENNESSEE (1/13): 1 solo tackle and 1 sack.

- Sacked QB Marcus Mariota for a loss of 5 yards on 3rd-and-7 in the 3rd quarter.

#### AFC CHAMPIONSHIP VS. JACKSONVILLE (1/21): 1 solo tackle and 1 sack.

- Sacked QB Blake Bortles for a loss of 6 yards on 3rd-and-12 in the 2nd quarter.

#### SUPER BOWL LII VS. PHILADELPHIA (2/4): 1 solo tackle.

**SENIOR (2016):** Started all 13 games; 31 tackles (18 solo), 4 sacks and 1 pass defended.

**JUNIOR (2015):** Played in all 12 games with 8 starts; 18 tackles (12 solo) and 3 sacks.

**SOPHOMORE (2014):** Played in all 12 games with 9 starts; 35 tackles (16 solo), 2.5 sacks, 3 passes defended and 1 fumble recovery; 1 fumble return for a TD; 1 blocked kick.

**REDSHIRT FRESHMAN (2013):** Played in 12 games with 6 starts; 25 tackles (16 solo), 2 passes defended, 1 forced fumble and 1 fumble recovery; 2 blocked kicks.

- Switched from guard/center to defensive line in the spring.
- Redshirted in 2012.

## HIGH SCHOOL (DUNCANVILLE HS – DUNCANVILLE, TEXAS)

- Played left tackle as a junior and senior and defensive end as a sophomore.
- Also lettered in track and field as a thrower.

### SENIOR (2011):

- 1st-team all-district.
- All-area.

### JUNIOR (2010):

- 1st-team all-district.

## BEFORE THE NFL

### COLLEGE (VANDERBILT):

- 4-year starter (2013-16).

**CAREER:** Played in 47 games with 34 starts;

## OFF THE FIELD

### PERSONAL:

- **MAJOR:** Environmental communication.

### ADAM BUTLER'S NFL REGULAR SEASON STATS

YEAR	TEAM	GP	GS	TACKLES					INTERCEPTIONS					FUMBLES		
				TOT	SOLO	ASST	SK	YDS	INT	YDS	LG	TD	PD	FF	FR	
2017	NEW ENGLAND	16	6	19	11	8	2.0	20.0	0	0	0	0	0	0	0	0
2018	NEW ENGLAND	16	0	17	8	9	3.0	22.0	0	0	0	0	2	1	0	0
2019	NEW ENGLAND	16	2	26	17	9	6.0	35.5	0	0	0	0	5	0	0	0
2020	NEW ENGLAND	15	4	34	18	16	4.0	31.0	0	0	0	0	2	0	0	0
2021	MIAMI	17	1	17	9	8	2.0	13.0	0	0	0	0	3	0	0	0
<b>NFL TOTALS</b>		<b>80</b>	<b>13</b>	<b>113</b>	<b>63</b>	<b>50</b>	<b>17.0</b>	<b>121.5</b>	<b>0</b>	<b>0</b>	<b>0</b>	<b>0</b>	<b>12</b>	<b>1</b>	<b>0</b>	<b>0</b>

### ADAM BUTLER'S NFL PLAYOFF STATS

YEAR	TEAM	GP	GS	TACKLES					INTERCEPTIONS					FUMBLES		
				TOT	SOLO	ASST	SK	YDS	INT	YDS	LG	TD	PD	FF	FR	
2017	NEW ENGLAND	3	0	3	3	0	2.0	11.0	0	0	0	0	0	0	0	0
2018	NEW ENGLAND	3	0	1	0	1	0.0	0.0	0	0	0	0	0	0	0	0
2019	NEW ENGLAND	1	0	3	2	1	0.0	0.0	0	0	0	0	1	0	0	0
<b>NFL TOTALS</b>		<b>7</b>	<b>0</b>	<b>7</b>	<b>5</b>	<b>2</b>	<b>2.0</b>	<b>11.0</b>	<b>0</b>	<b>0</b>	<b>0</b>	<b>0</b>	<b>1</b>	<b>0</b>	<b>0</b>	<b>0</b>

### SINGLE-GAME CAREER HIGHS

<b>Tackles:</b>	5	Twice, last: vs. Arizona, 11/29/20
<b>Sacks:</b>	2	Twice, last: vs. Cleveland, 10/27/19
<b>Passes Defended:</b>	2	vs. Houston, 11/7/21
<b>Forced Fumbles:</b>	1	vs. N.Y. Jets, 12/30/18



# 22

## ELIJAH CAMPBELL

DEFENSIVE BACK // 5-11 // 190 // NORTHERN IOWA '18  
ACQUIRED: WAI. '21 (NYJ)  
HOMETOWN: ST. PAUL, MINN. // BORN: 8/24/95  
NFL: SECOND SEASON // DOLPHINS: FIRST SEASON

### NFL CAREER

#### TRANSACTIONS:

- Awarded off waivers to Miami on Sept. 1, 2021.
- Waived by N.Y. Jets on Aug. 31, 2021.
- Signed to the N.Y. Jets active roster on Dec. 8, 2020.
- Signed to the N.Y. Jets practice squad on Nov. 3, 2020.
- Fourth overall selection in the defensive backs phase of the 2020 XFL Draft to the DC Defenders on Oct. 16, 2019.
- Signed by Birmingham Iron (AAF) on Nov. 9, 2018.
- Waived by Cleveland on Aug. 31, 2018.
- Signed by Cleveland as an undrafted college free agent on May 4, 2018.

#### CAREER HIGHLIGHTS:

- Played in 10 career games.
- 2 solo special teams tackles.

#### 2021 (N.Y. JETS/MIAMI):

- Played in 7 games with Miami.
- Inactive for 4 games with Miami.
- Missed the rest of the season with Miami after being placed on injured reserve on Nov. 27.
- Awarded off waivers to Miami on Sept. 1.
- 2 solo special teams tackles with Miami.
- Spent offseason and training camp with the N.Y. Jets.

**VS. INDIANAPOLIS (10/3):** 1 solo special teams tackle.

- Made his Dolphins debut.

**VS. HOUSTON (11/7):** 1 solo special teams tackle.

#### 2020 (N.Y. JETS/DC DEFENDERS - XFL):

- Played in 3 games with the N.Y. Jets.
- Inactive for 2 games with the N.Y. Jets
- Signed to the N.Y. Jets active roster on Dec. 8.
- Signed to the N.Y. Jets practice squad on Nov. 3.
- Started 4 games with the DC Defenders.
- 6 tackles (5 solo) and 2 passes defended with the DC Defenders.

#### 2019 (BIRMINGHAM IRON - AAF):

- Played in 8 games with 3 starts.
- 21 tackles (15 solo).

#### 2018 (CLEVELAND):

- Spent the 2018 offseason and training camp with Cleveland.

### BEFORE THE NFL

#### COLLEGE (NORTHERN IOWA):

- 2-year starter (2016-17).
- Transferred from Northern Illinois following his sophomore season in 2015.
- Transferred from Iowa Western CC following his freshman season in 2014.

**CAREER AT NORTHERN IOWA:** Played in 24 games with 87 tackles, 15 passes defended and 8 interceptions.

**SENIOR (2017 AT NORTHERN IOWA):** Played in 12 games with 51 tackles (31 solo), 1 sack, 3 forced fumbles, 1 fumble recovery, 5 interceptions and 17 passes defended.

**JUNIOR (2016 AT NORTHERN IOWA):** Played in 11 games with 42 tackles (34 solo) 2 fumble recoveries 3 interceptions and 6 passes defended.

**SOPHOMORE (2015 AT NORTHERN ILLINOIS):** Played in 13 games with 5 tackles.

**FRESHMAN (2014 AT IOWA WESTERN):** 32 tackles and 5 passes defended.

- Redshirted in 2013

#### HIGH SCHOOL (ST. PAUL CENTRAL HS - ST. PAUL, MINN.)

##### SENIOR (2012)

- Helped team record an 8-1 record in 2012, rushing for 1,002 yards and 18 touchdowns.
- Totaled 69 tackles and six interceptions in 2012 on defense.
- Also lettered in track and field.

### OFF THE FIELD

#### PERSONAL:


- **MAJOR:** Psychology.

## ELIJAH CAMPBELL'S NFL REGULAR SEASON STATS

YEAR	TEAM	GP	GS	TACKLES					INTERCEPTIONS					FUMBLES		
				TOT	SOLO	ASST	SK	YDS	INT	YDS	LG	TD	PD	FF	FR	
2020	N.Y. JETS	3	0	0	0	0	0.0	0	0	0	0	0	0	0	0	0
2021	MIAMI	7	0	0	0	0	0.0	0	0	0	0	0	0	0	0	0
<b>NFL TOTALS</b>		<b>10</b>	<b>0</b>	<b>0</b>	<b>0</b>	<b>0</b>	<b>0.0</b>	<b>0</b>	<b>0</b>	<b>0</b>	<b>0</b>	<b>0</b>	<b>0</b>	<b>0</b>	<b>0</b>	<b>0</b>

### ADDITIONAL STATS

Special Teams Tackles: (Miami) 2 in 2021.



# 82

## CETHAN CARTER

TIGHT END // 6-3 // 248 // NEBRASKA '17  
ACQUIRED: UFA, '21 (CIN.)  
HOMETOWN: NEW ORLEANS, LA. // BORN: 9/5/95  
NFL: FIFTH SEASON // DOLPHINS: FIRST SEASON

### NFL CAREER

#### TRANSACTIONS:

- Signed by Miami as an unrestricted free agent on March 18, 2021.
- Signed by Cincinnati as an undrafted college free agent on May 5, 2017.

#### CAREER HIGHLIGHTS:

- Played in 62 career games with 6 starts.
- 9 receptions for 82 yards (9.1 avg.) and 1 TD.
- 34 special teams tackles (21 solo).

#### 2021 (MIAMI):

- Played in 16 games with 1 start.
- Missed 1 game on the Reserve/COVID-19 List.
- 2 receptions for 16 yards (8.0 avg.).
- 8 special teams tackles (5 solo).

**VS. BUFFALO (9/19):** 1 reception for 8 yards.

**VS. INDIANAPOLIS (10/3):** 1 solo special teams tackle.

**AT JACKSONVILLE IN LONDON (10/17):** 1 reception for 8 yards; 1 assisted special teams tackle.

#### 2020 (CINCINNATI):

- Played in 15 games with 5 starts.
- Inactive for 1 game.
- 5 receptions for 53 yards (10.6 avg.).
- 10 special teams tackles (6 solo).

**VS. JACKSONVILLE (10/4):** 1 reception for 24 yards.

**VS. N.Y. GIANTS (11/29):** 1 reception for 5 yards.

**VS. BALTIMORE (1/3):** 1 reception for 21 yards.

#### 2019 (CINCINNATI):

- Played in 15 games.
- Inactive for 1 game.
- 2 receptions for 13 yards (6.5 avg.) and 1 TD.
- 7 special teams tackles (4 solo).

**AT SEATTLE (9/8):** 1 solo special teams tackle.

**VS. NEW ENGLAND (12/15):** 2 receptions for 13 yards (6.5 avg.) and 1 TD.

- Caught an 8-yard TD pass from QB Andy Dalton in the 1st quarter to even the score 7-7.

**VS. CLEVELAND (12/29):** 1 solo special teams tackle.

#### 2018 (CINCINNATI):

- Missed the entire season after being placed on injured reserve on Sept. 1.

#### 2017 (CINCINNATI):

- Played in all 16 games.
- 9 special teams tackles (7 solo).

**VS. BALTIMORE (9/10):** Played but did not record any stats.

- Made his NFL debut.

**VS. BUFFALO (10/8):** 2 solo special teams tackles.

**VS. BALTIMORE (11/26):** 3 special teams tackles (2 solo).

### BEFORE THE NFL

#### COLLEGE (NEBRASKA):

- 4-year starter (2013-16).

**CAREER:** Played in 43 games with 35 starts; 59 receptions for 744 yards (12.6 avg.) and 4 TDs; 5 carries for 82 yards (16.4 avg.) and 1 TD.

- His 59 career receptions ranked 5th in school history.

**SENIOR (2016):** Started 10 games; 19 receptions for 190 yards (10.0 avg.) and 1 TD; 3 carries for 34 yards (11.3 avg.).

- Honorable mention All-Big Ten.

**JUNIOR (2015):** Started 11 games; 24 receptions for 329 yards (13.7 avg.) and 2 TDs; 2 carries for 48 yards (24.0 avg.) and 1 TD.

- Honorable mention All-Big Ten.

**SOPHOMORE (2014):** Played in 9 games with 8 starts; 6 receptions for 98 yards (16.3 avg.) and 1 TD.

**TRUE FRESHMAN (2013):** Played in all 13 games with 6 starts; 10 receptions for 127 yards (12.7 avg.).

- Honorable mention Big Ten All-Freshman Team.

#### HIGH SCHOOL (ARCHBISHOP RUMMEL HS – METAIRIE, LA.)

- Also lettered in basketball.

**SENIOR (2012):** 23 receptions for 418 yards (18.2 avg.) and 5 TDs.

- Honorable mention all-state.

- All-district.

- Helped his school with the Louisiana Class 5A state title.

## OFF THE FIELD

- **MAJOR:** Criminology and criminal justice.

### PERSONAL:

- **PRONUNCIATION:** First name is pronounced SEE-thin.

### CETHAN CARTER'S NFL REGULAR SEASON STATS

YEAR	TEAM	GP	GS	RECEIVING					RUSHING					
				REC	YDS	AVG	LG	TD	ATT	YDS	AVG	LG	TD	
2017	CINCINNATI	16	0	0	0	0.0	0	0	0	0	0	0.0	0	0
2018	CINCINNATI	INJURED RESERVE												
2019	CINCINNATI	15	0	2	13	6.5	8t	1	0	0	0.0	0	0	0
2020	CINCINNATI	15	5	5	53	10.6	24	0	0	0	0.0	0	0	0
2021	MIAMI	16	1	2	16	8.0	8	0	0	0	0.0	0	0	0
<b>NFL TOTALS</b>		<b>62</b>	<b>6</b>	<b>9</b>	<b>82</b>	<b>9.1</b>	<b>8t</b>	<b>1</b>	<b>0</b>	<b>0</b>	<b>0.0</b>	<b>0</b>	<b>0</b>	<b>0</b>

### ADDITIONAL STATS

**Special Teams Tackles:** (Cincinnati) 9 in 2017, 7 in 2019, 10 in 2020, (Miami) 8 in 2021 for total of 34.

### SINGLE-GAME CAREER HIGHS

**Receptions:** 2 vs. New England, 12/15/19  
**Receiving Yards:** 24 vs. Jacksonville, 10/4/20  
**Longest Reception:** 24 vs. Jacksonville, 10/4/20  
**Receiving TDs:** 1 vs. New England, 12/15/19

### 2017 GAME-BY-GAME STATS (CINCINNATI)

DATE	OPPONENT	P/S	REC	YDS	AVG	LG	TD
09/10	BALTIMORE	1/0	0	0	0.0	-	0
09/14	HOUSTON	1/0	0	0	0.0	-	0
09/24	at Green Bay	1/0	0	0	0.0	-	0
10/01	at Cleveland	1/0	0	0	0.0	-	0
10/08	BUFFALO	1/0	0	0	0.0	-	0
10/22	at Pittsburgh	1/0	0	0	0.0	-	0
10/29	INDIANAPOLIS	1/0	0	0	0.0	-	0
11/05	at Jacksonville	1/0	0	0	0.0	-	0
11/12	at Tennessee	1/0	0	0	0.0	-	0
11/19	at Denver	1/0	0	0	0.0	-	0
11/26	CLEVELAND	1/0	0	0	0.0	-	0
12/04	PITTSBURGH	1/0	0	0	0.0	-	0
12/10	CHICAGO	1/0	0	0	0.0	-	0
12/17	at Minnesota	1/0	0	0	0.0	-	0
12/24	DETROIT	1/0	0	0	0.0	-	0
12/31	at Baltimore	1/0	0	0	0.0	-	0
<b>2018 TOTALS</b>		<b>16/0</b>	<b>0</b>	<b>0</b>	<b>0.0</b>	<b>-</b>	<b>0</b>

### 2018 GAME-BY-GAME STATS (CINCINNATI)

DATE	OPPONENT	P/S	REC	YDS	AVG	LG	TD	
09/09	at Indianapolis		INJURED RESERVE					
09/13	BALTIMORE		INJURED RESERVE					
09/23	at Carolina		INJURED RESERVE					
09/30	at Atlanta		INJURED RESERVE					
10/07	MIAMI		INJURED RESERVE					
10/14	PITTSBURGH		INJURED RESERVE					
10/21	at Kansas City		INJURED RESERVE					
10/28	TAMPA BAY		INJURED RESERVE					
11/11	NEW ORLEANS		INJURED RESERVE					
11/18	at Baltimore		INJURED RESERVE					
11/25	CLEVELAND		INJURED RESERVE					
12/02	DENVER		INJURED RESERVE					
12/09	at L.A. Chargers		INJURED RESERVE					
12/16	OAKLAND		INJURED RESERVE					
12/23	at Cleveland		INJURED RESERVE					
12/30	at Pittsburgh		INJURED RESERVE					
<b>2018 TOTALS</b>		<b>0/0</b>	<b>0</b>	<b>0</b>	<b>0.0</b>	<b>-</b>	<b>0</b>	

### 2019 GAME-BY-GAME STATS (CINCINNATI)

DATE	OPPONENT	P/S	REC	YDS	AVG	LG	TD	
09/08	at Seattle	1/0	0	0	0.0	-	0	
09/15	SAN FRANCISCO	1/0	0	0	0.0	-	0	
09/22	at Buffalo	1/0	0	0	0.0	-	0	
09/30	at Pittsburgh	1/0	0	0	0.0	-	0	
10/06	ARIZONA	1/0	0	0	0.0	-	0	
10/13	at Baltimore	1/0	0	0	0.0	-	0	
10/20	JACKSONVILLE	1/0	0	0	0.0	-	0	
10/27	at L.A. Rams	1/0	0	0	0.0	-	0	
11/10	BALTIMORE	1/0	0	0	0.0	-	0	
11/17	at Oakland	1/0	0	0	0.0	-	0	
11/24	PITTSBURGH	1/0	0	0	0.0	-	0	
12/01	N.Y. JETS		INACTIVE					
12/08	at Cleveland	1/0	0	0	0.0	-	0	
12/15	NEW ENGLAND	1/0	2	13	6.5	8t	1	
12/22	at Miami	1/0	0	0	0.0	-	0	
12/29	CLEVELAND	1/0	0	0	0.0	-	0	
<b>2019 TOTALS</b>		<b>15/0</b>	<b>2</b>	<b>13</b>	<b>6.5</b>	<b>8t</b>	<b>1</b>	

### 2020 GAME-BY-GAME STATS (CINCINNATI)

DATE	OPPONENT	P/S	REC	YDS	AVG	LG	TD	
09/13	L.A. CHARGERS	1/0	0	0	0.0	-	0	
09/17	at Cleveland	1/0	0	0	0.0	-	0	
09/27	at Philadelphia	1/1	1	1	1.0	1	0	
10/04	JACKSONVILLE	1/1	1	24	24.0	24	0	
10/11	at Baltimore	1/0	0	0	0.0	-	0	
10/18	at Indianapolis	1/0	0	0	0.0	-	0	
10/25	CLEVELAND		INACTIVE					
11/01	TENNESSEE	1/0	1	2	2.0	2	0	
11/15	at Pittsburgh	1/0	0	0	0.0	-	0	
11/22	at Washington	1/0	0	0	0.0	-	0	
11/29	N.Y. GIANTS	1/0	1	5	5.0	5	0	
12/06	at Miami	1/1	0	0	0.0	-	0	
12/13	DALLAS	1/1	0	0	0.0	-	0	
12/21	PITTSBURGH	1/1	0	0	0.0	-	0	
12/27	at Houston	1/0	0	0	0.0	-	0	
01/03	BALTIMORE	1/0	1	21	21.0	21	0	
<b>2020 TOTALS</b>		<b>15/5</b>	<b>5</b>	<b>53</b>	<b>10.6</b>	<b>24</b>	<b>0</b>	

## 2021 GAME-BY-GAME STATS (MIAMI)

DATE	OPPONENT	P/S	REC	YDS	AVG	LG	TD
09/12	at New England	1/0	0	0	0.0	-	0
09/19	BUFFALO	1/1	1	8	8.0	8	0
09/26	at Las Vegas	1/0	0	0	0.0	-	0
10/03	INDIANAPOLIS	1/0	0	0	0.0	-	0
10/10	at Tampa Bay	1/0	0	0	0.0	-	0
10/17	at Jacksonville	1/0	1	8	8.0	8	0
10/24	ATLANTA	1/0	0	0	0.0	-	0
10/31	at Buffalo	1/0	0	0	0.0	-	0
11/07	HOUSTON	1/0	0	0	0.0	-	0
11/11	BALTIMORE	1/0	0	0	0.0	-	0
11/21	at N.Y. Jets	1/0	0	0	0.0	-	0
11/28	CAROLINA	1/0	0	0	0.0	-	0
12/05	N.Y. GIANTS	1/0	0	0	0.0	-	0
12/19	N.Y. JETS	1/0	0	0	0.0	-	0
12/27	at New Orleans		RESERVE/COVID-19				
01/02	at Tennessee	1/0	0	0	0.0	-	0
01/09	NEW ENGLAND	1/0	0	0	0.0	-	0
<b>2021 TOTALS</b>		<b>16/1</b>	<b>2</b>	<b>16</b>	<b>8.0</b>	<b>8</b>	<b>0</b>





CORNERBACK // 5-11 // 190 // TENNESSEE '15  
 ACQUIRED: FA, '21  
 HOMETOWN: BRUNSWICK, GA. // BORN: 3/27/93  
 NFL: SEVENTH SEASON // DOLPHINS: FIRST SEASON

## NFL CAREER

### TRANSACTIONS:

- Signed by Miami on March 18, 2021.
- Released by Detroit on March 12, 2021.
- Signed by Detroit as an unrestricted free agent on March 14, 2019.
- Traded from New England to Seattle on Sept. 1, 2017.
- Signed by New England on Sept. 9, 2015.
- Signed to Seattle's practice squad on Sept. 7, 2015.
- Waived by New England on Sept. 5, 2015.
- Signed by New England on Sept. 4, 2015.
- Waived by Minnesota on Aug. 31, 2015.
- Signed by Minnesota as an undrafted college free agent on May 8, 2015.

### CAREER HIGHLIGHTS:

- Played in 95 career games with 33 starts.
- 216 tackles (171 solo), 2 sacks, 6 interceptions, 44 passes defended, 4 forced fumbles and 4 fumble recoveries; 2 interception returns for TDs; 1 fumble return for a TD.
- 25 special teams tackles (19 solo).
- 1 blocked punt return for a TD.
- Appeared in 3 postseason games – 2 with New England and 1 with Seattle.
- Won Super Bowl LI with New England.

### 2021 (MIAMI):

- Played in 16 games with 4 starts.
- Missed 1 game on the Reserve/COVID-19 List.
- 27 tackles (20 solo), 2 interceptions and 3 passes defended.

**VS. HOUSTON (11/7):** 1 interception and 1 pass defended.

- Intercepted QB Tyrod Taylor on 3rd-and-10 in the 3rd quarter.

**VS. BALTIMORE (11/11):** 3 tackles (2 solo), 1 interception and 2 passes defended.

- Intercepted QB Lamar Jackson on 3rd-and-7 in the 4th quarter.

**VS. CAROLINA (11/28):** 1 blocked punt return for a TD.

- Recovered a P Lachlan Edwards punt blocked by LB Duke Riley and returned it 2 yards for a TD in the 1st quarter to give Miami a 7-0 lead.

### 2020 (DETROIT):

- Played in 11 games with 5 starts.
- Activated off injured reserve on Oct. 31.
- Missed 5 games after being placed on injured reserve on Sept. 15.
- 29 tackles (22 solo) and 1 pass defended.
- 1 assisted special teams tackle.

**VS. WASHINGTON (11/15):** 10 tackles (8 solo).

**AT CHICAGO (12/6):** 5 tackles (4 solo).

**VS. GREEN BAY (12/13):** 3 tackles (2 solo).

### 2019 (DETROIT):

- Played in all 16 games with 11 starts.
- 53 tackles (46 solo), 1 interception, 13 passes defended, 3 forced fumbles and 1 fumble recovery.
- 1 solo special teams tackle.

**VS. KANSAS CITY (9/29):** 4 solo tackles, 2 passes defended, 1 forced fumble and 1 fumble recovery.

- Forced a WR Sammy Watkins fumble and recovered it on 2nd-and-5 in the 3rd quarter.

**AT GREEN BAY (10/14):** 5 tackles (3 solo), 1 interception and 3 passes defended.

- Intercepted a QB Aaron Rodgers pass intended for WR Dariusz Shepherd and returned it 55 yards on 3rd-and-7 in the 4th quarter.

**VS. CHICAGO (11/28):** 5 solo tackles and 3 passes defended.

### 2018 (SEATTLE):

- Played in all 16 games with 5 starts.
- 43 tackles (33 solo), 0.5 sacks, 1 interception, 10 passes defended, 1 forced fumble and 2 fumble recoveries; 1 fumble return for a TD.
- 15 special teams tackles (11 solo).

**VS. DALLAS (9/23):** 1 solo tackle, 1 pass defended and 1 fumble recovery; 1 solo special teams tackle.

- Recovered a RB Ezekiel Elliott fumble forced by S Bradley McDougald in the 4th quarter.

**AT DETROIT (10/28):** 4 tackles (3 solo), 1 interception and 1 pass defended.

- Intercepted a QB Matthew Stafford pass intended for WR Golden Tate in the 4th quarter.

**VS. MINNESOTA (12/10):** 1 solo tackle and 1 fumble recovery; 1 fumble return for a TD.

- Recovered a QB Kirk Cousins fumble forced by DE Jacob Martin and returned it 29 yards for a TD in the 4th quarter.

**POSTSEASON:**

**NFC WILD CARD AT DALLAS (1/5):** 3 tackles (2 solo); 3 solo special teams tackles.

**2017 (SEATTLE):**

- Played in all 16 games with 5 starts.
- 35 tackles (25 solo), 1.5 sacks, 2 interceptions and 9 passes defended; 2 interception returns for TDs.
- 8 special teams tackles (7 solo).

**VS. INDIANAPOLIS (10/1):** 1 solo tackle, 1 interception and 1 pass defended; 1 interception return for a TD.

- Intercepted a QB Jacoby Brissett pass intended for WR Kamar Aiken on 3rd-and-4 in the 2nd quarter and returned it 28 yards for a TD.

**AT N.Y. GIANTS (10/22):** 4 solo tackles and 1 pass defended; 1 solo special teams tackle.

**AT DALLAS (12/24):** 3 tackles (2 solo), 1 interception and 1 pass defended; 1 interception return for a TD.

- Intercepted a QB Dak Prescott pass intended for RB Ezekiel Elliott and returned it 30 yards for a TD in the 3rd quarter.

**2016 (NEW ENGLAND):**

- Played in 10 games with 1 start.
- Inactive for 6 games.
- 8 solo tackles and 3 passes defended.

**AT ARIZONA (9/11):** 2 passes defended.

**VS. MIAMI (9/18):** 2 solo tackles.

**AT PITTSBURGH (10/23):** 2 solo tackles and 1 pass defended.

**POSTSEASON:**

**AFC DIVISIONAL VS. HOUSTON (1/14):** Inactive.

**AFC CHAMPIONSHIP VS. PITTSBURGH (1/22):** Inactive.

**SUPER BOWL LI VS. ATLANTA (2/5):** Inactive.

**2015 (MINNESOTA/SEATTLE/NEW ENGLAND):**

- Played in 10 games with 2 starts.
- Inactive for 6 games.
- 21 tackles (17 solo), 5 passes defended and 1 fumble recovery.
- Signed by New England on Sept. 9, 2015.
- Spent 2 days on Seattle's practice squad.

- Spent offseason and training camp with Minnesota.

**VS. JACKSONVILLE (9/27):** 3 tackles (2 solo).

- Made his NFL debut.

**VS. N.Y. JETS (10/25):** 3 tackles (2 solo) and 1 pass defended.

**VS. MIAMI (10/29):** 5 solo tackles and 1 pass defended.

**POSTSEASON:**

**AFC DIVISIONAL VS. KANSAS CITY (1/16):** 3 solo tackles and 1 pass defended.

**AFC CHAMPIONSHIP AT DENVER (1/24):** 4 solo tackles and 1 pass defended.

**BEFORE THE NFL****COLLEGE (TENNESSEE):**

- 4-year letterman (2011-14) and 3-year starter.

**CAREER:** Played in all 49 games with 38 starts; 157 tackles (112 solo), 5 interceptions and 22 passes defended; 1 interception return for a TD.

- Started 34 consecutive games to finish his career.

**SENIOR (2014):** Started all 13 games; 42 tackles (31 solo), 4 interceptions and 9 passes defended.

**JUNIOR (2013):** Started all 12 games; 46 tackles (36 solo), 1 interception and 8 passes defended; 1 interception return for a TD.

**SOPHOMORE (2012):** Played in all 12 games with 9 starts; 59 tackles (35 solo) and 3 passes defended.

**TRUE FRESHMAN (2011):** Played in all 12 games with 4 starts; 10 solo tackles and 2 passes defended.

**HIGH SCHOOL (BRUNSWICK HS – BRUNSWICK, GA.)**

- Also lettered in track and field.

**SENIOR (2010):**

- 1st-team all-state.

**JUNIOR (2009):** 83 tackles, 6 interceptions and 12 passes defended; 1 kickoff return for a TD.

**SOPHOMORE (2008):** 71 tackles, 3 sacks, 2 interceptions and 6 passes defended.

**OFF THE FIELD****PERSONAL:**

- **MAJOR:** Communications studies.

**JUSTIN COLEMAN'S NFL REGULAR SEASON STATS**

YEAR	TEAM	GP	GS	TACKLES					INTERCEPTIONS					FUMBLES	
				TOT	SOLO	ASST	SK	YDS	INT	YDS	LG	TD	PD	FF	FR
2015	NEW ENGLAND	10	2	21	17	4	0.0	0.0	0	0	0	0	5	0	1
2016	NEW ENGLAND	10	1	8	8	0	0.0	0.0	0	0	0	0	3	0	0
2017	SEATTLE	16	5	35	25	10	1.5	9.0	2	58	30t	2	9	0	0
2018	SEATTLE	16	5	43	33	10	0.5	5.5	1	0	0	0	10	1	2
2019	DETROIT	16	11	53	46	7	0.0	0.0	1	55	55	0	13	3	1
2020	DETROIT	11	5	29	22	7	0.0	0.0	0	0	0	0	1	0	0
2021	MIAMI	16	4	27	20	7	0.0	0.0	2	0	0	0	3	0	0
<b>NFL TOTALS</b>		<b>95</b>	<b>33</b>	<b>216</b>	<b>171</b>	<b>45</b>	<b>2.0</b>	<b>14.5</b>	<b>6</b>	<b>113</b>	<b>55</b>	<b>2</b>	<b>44</b>	<b>4</b>	<b>4</b>

**JUSTIN COLEMAN'S NFL PLAYOFF STATS**

YEAR	TEAM	GP	GS	TACKLES					INTERCEPTIONS					FUMBLES	
				TOT	SOLO	ASST	SK	YDS	INT	YDS	LG	TD	PD	FF	FR
2015	NEW ENGLAND	2	0	7	7	0	0.0	0.0	0	0	0	0	2	0	0
2018	SEATTLE	1	0	3	2	1	0.0	0.0	0	0	0	0	0	0	0
<b>PLAYOFF TOTALS</b>		<b>3</b>	<b>0</b>	<b>10</b>	<b>9</b>	<b>1</b>	<b>0.0</b>	<b>0.0</b>	<b>0</b>	<b>0</b>	<b>0</b>	<b>0</b>	<b>2</b>	<b>0</b>	<b>0</b>

### ADDITIONAL STATS

**Defensive Touchdowns:** (Seattle) 28-yard interception return vs. Indianapolis (10/1/17), 30-yard interception return at Dallas (12/24/17), 29-yard fumble return vs. Minnesota (12/10/18).

**Special Teams Touchdowns:** (Miami) 2-yard blocked punt return vs. Carolina (11/28/21).

**Special Teams Tackles:** (Seattle) 8 in 2017, 12 in 2018 (P-3), (Detroit) 1 in 2019 and 1 in 2020 for total of 22 (P-3).

### SINGLE-GAME CAREER HIGHS

<b>Tackles:</b>	10	vs. Washington, 11/15/20
<b>Sacks:</b>	1.0	vs. Philadelphia, 12/3/17
<b>Interceptions:</b>	1	6 times, last: vs. Baltimore, 11/11/21
<b>Passes Defensed:</b>	3	3 times, last: vs. Chicago, 11/28/19
<b>Forced Fumbles:</b>	1	4 times, last: vs. Green Bay, 12/29/19
<b>Fumble Recovery:</b>	1	4 times, last: vs. Kansas City, 9/29/19



# 79

## LARNEL COLEMAN

TACKLE // 6-6 // 313 // MASSACHUSETTS '21  
ACQUIRED: D7A, '21  
HOMETOWN: MALDEN, MASS. // BORN: 6/22/98  
NFL: ROOKIE SEASON // DOLPHINS: ROOKIE SEASON

### NFL CAREER

#### TRANSACTIONS:

- 7th-round pick (231st overall) by Miami in the 2021 NFL Draft.

#### 2021 (MIAMI):

- Missed the entire season after being placed on injured reserve on Aug. 31.

### BEFORE THE NFL

#### COLLEGE (MASSACHUSETTS):

- 4-year letterman (2017-20) and 3-year starter.

**CAREER:** Played in all 40 games with 29 starts – 16 at left tackle and 13 at right tackle.

- Started 28 consecutive games to finish his career.

**SENIOR (2020):** Started all 4 games at left tackle.

- 2nd-team All-Independent.

**JUNIOR (2019):** Started all 12 games at left tackle.

- 2nd-team All-Independent.

**SOPHOMORE (2018):** Started all 12 games at right tackle.

**REDSHIRT FRESHMAN (2017):** Played in all 12 games with 1 start at right tackle.

- Redshirted in 2016.

#### HIGH SCHOOL (ST. CLEMENT HS – MEDFORD, MASS.)

- Also lettered in basketball and helped his team win a state championship in 2014.

- Also played tight end and defensive end.

**SENIOR (2015):**

- All-conference.

- Team captain.

**JUNIOR (2014):**

- All-conference.


**SOPHOMORE (2013):**

- All-conference.

### OFF THE FIELD

#### PERSONAL:

- **MAJOR:** Public health.



# JESSE DAVIS

GUARD/TACKLE // 6-6 // 318 // IDAHO '15  
ACQUIRED: FA, '16  
HOMETOWN: ASOTIN, WASH. // BORN: 9/15/91  
NFL: FIFTH SEASON // DOLPHINS: FIFTH SEASON

## NFL CAREER

### TRANSACTIONS:

- Signed by Miami on Jan. 10, 2017.
- Signed to Miami's practice squad on Nov. 22, 2016.
- Released from the N.Y. Jets practice squad on Nov. 15, 2016.
- Signed to the N.Y. Jets practice squad on Nov. 1, 2016.
- Waived by the N.Y. Jets on Aug. 28, 2016.
- Signed by the N.Y. Jets on Jan. 11, 2016.
- Waived by Seattle on Aug. 31, 2015.
- Signed by Seattle as an undrafted college free agent on May 2, 2015.

### CAREER HIGHLIGHTS:

- Played in 80 career games with 72 starts.
- 2 miscellaneous tackles.
- 2 miscellaneous fumble recoveries.
- Is only the third player in team history to start games at four different offensive line positions (RT, RG, LG and LT). Jeff Dellenbach started at all five positions while Nate Garner started at LG, C, RG and RT.
- Was the team's only player to participate in all 920 offensive snaps in 2018.
- Became 1 of 5 players in Dolphins history to start at 3 positions on the offensive line in a season (2017) and the only 1st-year player to do so.

### 2021 (MIAMI):

- Played in all 17 games with 16 starts – 14 at right tackle and 2 at left guard.
- 1 miscellaneous fumble recovery.
- Served as a team captain.

**AT NEW ENGLAND (9/12):** Started at right tackle.

**AT JACKSONVILLE IN LONDON (10/17):** Started at right tackle.

- Protected QB Tua Tagovailoa as the team did not allow a sack.

**AT N.Y. JETS (11/21):** Started at right tackle.

- Protected QB Tua Tagovailoa as the team did not allow a sack.

### 2020 (MIAMI):

- Played in all 16 games with 15 starts – 5 at right tackle, 4 at left tackle and 6 at right guard.
- 2 miscellaneous fumble recoveries.

- 1 miscellaneous tackle.
  - Served as a team captain.
- AT SAN FRANCISCO (10/11):** Started at left tackle.
- Protected QB Ryan Fitzpatrick who posted the 3rd-best QB rating (154.5) in team history (min. 20 att.).
- VS. L.A. CHARGERS (11/15):** Started at right guard.
- Protected QB Tua Tagovailoa as the team did not allow a sack.
  - It was the 1st time the Dolphins did not allow a sack in a game since Oct. 14, 2018 vs. Chicago.
- VS. NEW ENGLAND (12/20):** Started at right guard.
- Helped the team rush for 250 yards, which was Miami's most since Dec. 24, 2016 at Buffalo and the most allowed by New England since Nov. 24, 2013.

### 2019 (MIAMI):

- Started 15 games – 3 at left tackle and 12 at right tackle.
  - Inactive for 1 game.
- AT N.Y. GIANTS (12/15):** Started at right tackle.
- VS. CINCINNATI (12/22):** Started at right tackle.
- AT NEW ENGLAND (12/29):** Started at right tackle.

### 2018 (MIAMI):

- Started all 16 games.
  - Was the team's only player to participate in all 920 offensive snaps.
- VS. OAKLAND (9/23):** Started at right guard.
- Protected QB Ryan Tannehill, who completed 17-of-23 passes (73.9 pct.) for 289 yards and 3 TDs.
  - Played 1 defensive snap.
- VS. CHICAGO (10/14):** Started at right guard.
- Protected QB Brock Osweiler, who completed 28-of-44 passes (63.6 pct.) for 380 yards and 3 TDs.
  - Blocked for a running game that had 31 carries for 161 yards (5.2 avg.).
- VS. NEW ENGLAND (12/9):** Started at right guard.
- Protected QB Ryan Tannehill, who completed 14-of-19 passes (73.7 pct.) for 265 yards and 3 TDs.
  - Blocked for a running game that had 21 carries for 189 yards (9.0 avg.) and 2 TDs.

### 2017 (MIAMI):

- Played in all 16 games with 10 starts.
- Started 6 games at right guard, 2 at left guard and 2 at right tackle.

- Became 1 of 5 players in Dolphins history to start at 3 positions on the offensive line in a season and the only 1st-year player to do so.

**AT L.A. CHARGERS (9/17):** Played 22 snaps at left guard.

- Made NFL debut.

**AT BALTIMORE (10/26):** Started at left guard.

- Made first NFL start.

**VS. DENVER (12/3):** Started at right guard.

- Blocked for RB Kenyan Drake, who rushed 23 times for 120 yards (5.2 avg.) and 1 TD.
- It was the 1st 100-yard rushing game of Drake's career.

## 2016 (MIAMI/N.Y. JETS):

- Spent the season on Miami and the N.Y. Jets practice squads.
- Went to training camp with the N.Y. Jets.

## 2015 (SEATTLE):

- Went to training camp with Seattle.

## BEFORE THE NFL

### COLLEGE (IDAHO):

- 4-year letterman (2011-14) and 3-year starter.

**CAREER:** Played in 39 games with 27 starts.

- Spent first two seasons playing defense and totaled 22 tackles (10 solo), 2 passes defended and 1 fumble recovery.
- Moved from defensive tackle to offensive tackle after his sophomore season (2012).

**SENIOR (2014):** Played in all 11 games with 9 starts at quick tackle.

**JUNIOR (2013):** Started 5 games at strong tackle.

- Moved from defensive tackle to offensive tackle during the spring.

**SOPHOMORE (2012):** Started all 12 games at

defensive tackle; 13 tackles (7 solo), 1 pass defended and 1 fumble recovery.

- Led the team with 5 quarterback hurries.

**REDSHIRT FRESHMAN (2011):** Played in all 11 games with 1 start; 9 tackles (3 solo) and 1 pass defended.

- Redshirted in 2010.

## HIGH SCHOOL (ASOTIN HS – ASOTIN, WASH.)

- Played tight end and defensive line.
- Also participated in basketball and baseball.

**SENIOR (2009):** 10 receptions for 169 yards (16.9 avg.) and 4 TDs; 35 tackles (14 solo), 2 sacks, 1 pass defended, 1 fumble recovery and 1 blocked punt.

- 1st-team all-state at tight end.
- 1st-team all-district at tight end.

**JUNIOR (2008):**

- 1st-team all-district.

## OFF THE FIELD

### COMMUNITY:

- Rode the 14-mile Dolphins Ride in the 2020 DCC.
- Annually participated in the AARP Foundation Million Meal Pack to pack more than 1 million meals in a single day for older adults in the South Florida community.
- In 2019, packed meals with the Parkland community following the shooting at Stoneman Douglas High School.
- Participated in the 2019 DCC 5K.
- Participated in the 2018 Dolphins Cancer Challenge Golf Tournament.
- Fished in the 2017 Fins Weekend Fishing Tournament.

### PERSONAL:

- **MAJOR:** General studies.

## JESSE DAVIS' NFL REGULAR SEASON STATS

**GAMES/STARTS:** 2017: 16/10, 2018: 16/16, 2019: 15/15, 2020: 16/15, 2021: 17/16

**NFL TOTALS: 80/72**

### ADDITIONAL STATS

**Miscellaneous Tackles:** 1 in 2019, 1 in 2020 for total of 2.  
**Miscellaneous Fumble Recoveries:** 1 in 2018, 2 in 2020, 1 in 2021 for total of 4.



# 98

## RAEKWON DAVIS

DEFENSIVE TACKLE // 6-7 // 330 // ALABAMA '20  
 ACQUIRED: D2B, '20  
 HOMETOWN: MERIDIAN, MISS. // BORN: 6/10/97  
 NFL: SECOND SEASON // DOLPHINS: SECOND SEASON

### NFL CAREER

#### TRANSACTIONS:

- 2nd-round pick (56th overall) by Miami in the 2020 NFL Draft.

#### CAREER HONORS:

- 2020 PFWA All-Rookie Team.

#### CAREER HIGHLIGHTS:

- Played in 30 career games with 26 starts.
- 68 tackles (31 solo) and 0.5 sacks.
- His 40 tackles in 2020 were 2nd among rookie defensive linemen:

#### MOST TACKLES AMONG 2020 ROOKIE DEFENSIVE LINEMEN

PLAYER	TM	TOT	SOLO	ASST
1. Chase Young	Was.	44	32	12
2. <b>RAEKWON DAVIS</b>	<b>MIA.</b>	<b>40</b>	<b>19</b>	<b>21</b>
3. John Penisini	Det.	35	19	16
4. Derrick Brown	Car.	34	21	13
5. Javon Kinlaw	SF	33	15	18

#### 2021 (MIAMI):

- Started 14 games.
- 28 tackles (12 solo) and 0.5 sacks.
- Missed 3 games after being placed on injured reserve on Sept. 14.

AT JACKSONVILLE (10/17): 3 solo tackles.

VS. CAROLINA (11/28): 3 tackles (2 solo).

AT NEW ORLEANS (12/27): 3 assisted tackles and 0.5 sacks.

- Split a sack of QB Ian Book with DE Emmanuel Ogbah for a loss of 1 yard in the 3rd quarter.

#### 2020 (MIAMI):

- Played in all 16 games with 12 starts.
- 40 tackles (19 solo).

AT NEW ENGLAND (9/13): 1 solo tackle.

- Started in his NFL debut.

VS. L.A. CHARGERS (11/15): 7 tackles (5 solo).

VS. KANSAS CITY (12/13): 5 tackles (3 solo).

#### HONORS:

- PFWA All-Rookie Team.

### BEFORE THE NFL

#### COLLEGE (ALABAMA):

- 4-year letterman (2016-19) and 3-year starter.

**CAREER:** Played in 48 games with 32 starts; 175 tackles (67 solo), 11.5 sacks, 1 interception, 1 pass defended, 1 forced fumble and 1 fumble recovery.

**SENIOR (2019):** Started 12 games; 47 tackles (18 solo) and 0.5 sacks.

- 2nd-team All-America.
- 2nd-team All-SEC.

**JUNIOR (2018):** Played in all 15 games with 14 starts; 55 tackles (24 solo) and 1.5 sacks.

- 2nd-team All-SEC.

**SOPHOMORE (2017):** Played in 14 games with 6 starts; 69 tackles (24 solo), 8.5 sacks, 1 interception, 1 pass defended and 1 fumble recovery.

- 1st-team All-SEC.

• Helped his team win the College Football Playoff National Championship.

**TRUE FRESHMAN (2016):** Played in 7 games; 4 tackles (1 solo), 1 sack and 1 forced fumble.

#### HIGH SCHOOL (MERIDIAN HS – MERIDIAN, MISS.)

**SENIOR (2015):** 55 tackles and 8.5 sacks.

- All-America.

### OFF THE FIELD

#### COMMUNITY:

##### 2021:

• Partnered with Voices for Children Foundation – an organization dedicated to transforming the lives of children in foster care and supporting abused, abandoned or neglected children – volunteering at their holiday Adopt-a-Family shopping event and hosting a group for the Dec. 19 home game vs. the N.Y. Jets at Hard Rock Stadium.

• Volunteered at the Miami Dolphins holiday event to spend time with and provide dinner and children's gifts for South Florida families.

• Held his 2nd annual Rae's Elves event at the Boys & Girls Club of East Mississippi to provide holiday toys and gifts for local children.



- Rode in the 15-mile Dolphins Challenge Cancer XI ride.

**2020:**

- Held his 1st Rae's Elves drive-thru event at the Boys & Girls Club of East Mississippi providing toys for 900 kids as well as household and sanitation items to assist families in his hometown of Meridian during the pandemic.

**PERSONAL:**

- **PRONUNCIATION:** First name is pronounced RAY-kwon
- **MAJOR:** Exercise science.

**RAEKWON DAVIS' NFL REGULAR SEASON STATS**

YEAR	TEAM	GP	GS	TACKLES				INTERCEPTIONS					FUMBLES			
				TOT	SOLO	ASST	SK	YDS	INT	YDS	LG	TD	PD	FF	FR	
2020	MIAMI	16	12	40	19	21	0.0	0.0	0	0	0	0	0	0	0	0
2021	MIAMI	14	14	28	12	16	0.5	0.5	0	0	0	0	0	0	0	0
<b>NFL TOTALS</b>		<b>30</b>	<b>26</b>	<b>68</b>	<b>31</b>	<b>37</b>	<b>0.5</b>	<b>0.5</b>	<b>0</b>	<b>0</b>	<b>0</b>	<b>0</b>	<b>0</b>	<b>0</b>	<b>0</b>	<b>0</b>

**SINGLE-GAME CAREER HIGHS**

Tackles: 7 vs. L.A. Chargers, 11/15/20



## NFL CAREER

### TRANSACTIONS:

- 3rd-round pick (78th overall) by Miami in the 2019 NFL Draft.

### CAREER HIGHLIGHTS:

- Played in 40 career games with 23 starts – 15 at left guard and 8 at center.
- His 15 starts as a rookie in 2019 were the most by a Dolphins rookie offensive lineman since Ja'Wuan James started all 16 games in 2014.

### 2021 (MIAMI):

- Started 8 games at center.
- Activated off injured reserve on Dec. 4.
- Missed 9 games after being placed on injured reserve on Oct. 2.

**AT NEW ENGLAND (9/12):** Started at center.

**VS. N.Y. GIANTS (12/5):** Started at center.

**VS. N.Y. JETS (12/19):** Started at center.

### 2020 (MIAMI):

- Played in all 16 games.

**VS. NEW ENGLAND (12/20):** Played 23 snaps at left guard.

- Helped the team rush for 250 yards, which was Miami's most since Dec. 24, 2016 at Buffalo and the most allowed by New England since Nov. 24, 2013.

### 2019 (MIAMI):

- Played in all 16 games with 15 starts at left guard.
- His 15 starts were the most by a Dolphins rookie offensive lineman since Ja'Wuan James started all 16 games in 2014.

**AT N.Y. GIANTS (12/15):** Started at left guard.

**VS. CINCINNATI (12/22):** Started at left guard.

**AT NEW ENGLAND (12/29):** Started at left guard.

## BEFORE THE NFL

### COLLEGE (WISCONSIN):

- 4-year starter (2015-18).

**CAREER:** Started all 54 games – 24 at left guard, 16 at center and 14 at left tackle.

- His 54 starts were the most in school history and 2nd in Big Ten history.

**SENIOR (2018):** Started all 13 games at left guard.

- 1st-team All-American.
- 1st-team All-Big Ten.
- Big Ten Offensive Lineman of the Year.
- Blocked for an offense that averaged 273.4 rushing yards per game, which led the Big Ten and was 6th in the nation.
- Voted a team captain.

**JUNIOR (2017):** Started all 14 games at left tackle; 1 carry for 4 yards and 1 TD.

- 2nd-team All-American.
- 1st-team All-Big Ten.
- Part of an offensive line unit that allowed just 1.5 sacks per game, which led the Big Ten.
- Helped the offense rank 2nd in the Big Ten in rushing offense (222.9 yards per game) and 3rd in total offense (415.0 yards per game).

**SOPHOMORE (2016):** Started all 14 games – 10 at center and 4 at left guard.

- Honorable mention All Big-Ten.
- Helped the offense average 203.1 rushing yards per game.

**REDSHIRT FRESHMAN (2015):** Started all 13 games – 7 at left guard and 6 at center.

- Honorable mention All Big-Ten.
- Big Ten All-Freshman Team.
- Redshirted in 2014.

### HIGH SCHOOL (GENOA HS – CURTICE, OHIO)

- Played on offensive and defensive line.
- Also lettered in baseball.

**SENIOR (2013):** 42 solo tackles and 6.5 sacks.

- 1st-team all-state.
- 1st-team all-district.
- 1st-team all-conference.
- District Lineman of the Year.
- Region Lineman of the Year.

**JUNIOR (2012):**

- 1st-team all-district.
- Named to all-conference team as both offensive and defensive lineman.

## OFF THE FIELD

### COMMUNITY:

- In 2019, collaborated with fellow Dolphins rookies and Neighbors4Neighbors to sponsor four South Florida families with holiday gifts and game tickets.

- Volunteered with Feeding South Florida to pack food for local families in need and participated in the military cultural tour through Football Unites.

**PERSONAL:**

- **PRONUNCIATION:** Last name is pronounced DEE-ter.
- **MAJOR:** Retailing and consumer behavior.

**MICHAEL DEITER'S NFL REGULAR SEASON STATS**


**GAMES/STARTS:** 2019: 16/15, 2020: 16/0, 2021: 8/8

**NFL TOTALS:** 40/23

**ADDITIONAL STATS**

**Receptions:** 1 for 0 yards in 2019.

**Miscellaneous Tackles:** 3 in 2019.



# 49

## SAM EGUAVOEN

LINEBACKER // 6-1 // 236 // TEXAS TECH '15

ACQUIRED: FA, '19

HOMETOWN: GARLAND, TEXAS // BORN: 2/22/93

NFL: THIRD SEASON // DOLPHINS: THIRD SEASON

### NFL CAREER

#### TRANSACTIONS:

- Signed by Miami on Jan. 7, 2019.
- Signed by the Saskatchewan Roughriders of the Canadian Football League on Feb. 24, 2016.

#### CAREER HIGHLIGHTS:

- Played in 49 career games with 7 starts.
- 57 tackles (29 solo), 4 sacks, 2 passes defended and 2 fumble recoveries; 1 fumble recovery for a TD.
- 10 special teams tackles (7 solo).
- His 3.5 sacks in 2019 were 2nd on the team.

#### 2021 (MIAMI):

- Played in all 17 games.
- 12 tackles (5 solo) and 0.5 sacks; 1 fumble recovery for a TD.
- 4 solo special teams tackles.

#### AT NEW ENGLAND (9/12): 6 tackles (2 solo).

#### VS. INDIANAPOLIS (10/3): 2 tackles (1 solo) and 0.5 sacks.

- Split a sack with LB Jaelan Phillips of QB Carson Wentz for a loss of 9 yards on 3rd-and-7 in the 2nd quarter.

#### VS. NEW ENGLAND (1/9): 1 fumble recovery for a TD.

- Recovered a WR Jakobi Meyers fumble in the end zone for a TD as time expired.

#### 2020 (MIAMI):

- Played in all 16 games with 1 start.
- 5 tackles (3 solo) and 1 pass defended.
- 4 special teams tackles (2 solo).

#### AT SAN FRANCISCO (10/11): 2 solo tackles.

#### VS. N.Y. JETS (10/18): 2 tackles (1 solo) and 1 pass defended.

#### VS. KANSAS CITY (12/13): Started but did not record any stats.

#### 2019 (MIAMI):

- Played in all 16 games with 6 starts.
- 40 tackles (21 solo), 3.5 sacks and 1 pass defended and 1 fumble recovery.
- 2 special teams tackles (1 solo).
- His 3.5 sacks were 2nd on the team.

#### AT PITTSBURGH (10/28): 3 solo tackles and 1 sack; 1 solo special teams tackle.

- Sacked QB Mason Rudolph in the 3rd quarter.
- It was his 1st career sack.

#### VS. PHILADELPHIA (12/1): 4 solo tackles and 1 sack.

- Sacked QB Carson Wentz in the 3rd quarter.

#### AT N.Y. GIANTS (12/15): 2 tackles (1 solo), 1 sack and 1 pass defended.

- Sacked QB Eli Manning in the 1st quarter.

#### 2018 (SASKATCHEWAN ROUGHRIDERS-CFL):

- Started 18 games.
- 81 tackles, 1 interception, 2 forced fumbles and 1 fumble recovery; 1 interception return for TD and 1 fumble recovery TD.
- 10 special teams tackles.

#### POSTSEASON:

- Started 1 game.
- 9 tackles.
- 1 special teams tackle.

#### 2017 (SASKATCHEWAN ROUGHRIDERS-CFL):

- Played in 14 games with 11 starts.
- 57 tackles.
- 2 special teams tackles.

#### POSTSEASON:

- Started 2 games.
- 5 tackles and 1 interception.
- 1 special teams tackle.

#### 2016 (SASKATCHEWAN ROUGHRIDERS-CFL):

- Started 6 games.
- 21 tackles.
- 2 special teams tackles.

### BEFORE THE NFL

#### COLLEGE (TEXAS TECH):

- 4-year letterman (2011-14) and 3-year starter.

#### CAREER: Played in 48 games with 37 starts; 225 tackles (156 solo), 3.5 sacks, 1 interception, 5 passes defended, 2 forced fumbles and 1 fumble recovery.

#### SENIOR (2014): Started 10 games; 73 tackles (48 solo), 2 sacks, 1 interception, 3 passes defended, 1 forced fumble and 1 fumble recovery.

- Honorable mention All-Big 12.

**JUNIOR (2013):** Started all 13 games; 70 tackles (46 solo), 1.5 sacks, 2 passes defended and 1 forced fumble.

- His 70 tackles were third on the team.

**SOPHOMORE (2012):** Played in all 13 games with 9 starts; 52 tackles (37 solo).

**TRUE FRESHMAN (2011):** Played in 12 games with 5 starts; 30 tackles (25 solo).

- Big 12 All-Freshman team.

## HIGH SCHOOL (LAKEVIEW CENTENNIAL HS – GARLAND, TEXAS)

**SENIOR (2010):**

- 118 tackles (64 solo), 4 sacks, 1 interception, 2 passes defended, 2 forced fumbles and 2 fumble recoveries.
- 2nd-team all-district

## OFF THE FIELD

### COMMUNITY:

**2021:**

- Volunteered at the Miami Dolphins holiday event to spend time with and provide dinner and children's gifts for South Florida families.

- Volunteered at the Miami Dolphins Food Relief Program Thanksgiving meal distribution with Feeding South Florida to provide 1,000 meal boxes to South Florida families.

**2019:**

- In 2019, collaborated with fellow Dolphins rookies and Neighbors4Neighbors to sponsor four South Florida families with holiday gifts and game tickets.
- Volunteered with Big Brothers Big Sisters of Miami for the Dolphins Kids Cook-Off at Publix and Top Golf event through Football Unites.
- Packed food for local families in need with Feeding South Florida through Football Unites.

### PERSONAL:

- **PRONUNCIATION:** Last name is pronounced eh-gwahv-ON.
- **MAJOR:** Sociology.

## SAM EGUAVOEN'S NFL REGULAR SEASON STATS

YEAR	TEAM	GP	GS	TACKLES					INTERCEPTIONS					FUMBLES	
				TOT	SOLO	ASST	SK	YDS	INT	YDS	LG	TD	PD	FF	FR
2019	MIAMI	16	6	40	21	19	3.5	22.5	0	0	0	0	1	0	1
2020	MIAMI	16	1	5	3	2	0.0	0.0	0	0	0	0	1	0	0
2021	MIAMI	17	0	12	5	7	0.5	4.5	0	0	0	0	0	0	1
<b>NFL TOTALS</b>		<b>49</b>	<b>7</b>	<b>57</b>	<b>29</b>	<b>28</b>	<b>4.0</b>	<b>27.0</b>	<b>0</b>	<b>0</b>	<b>0</b>	<b>0</b>	<b>2</b>	<b>0</b>	<b>2</b>

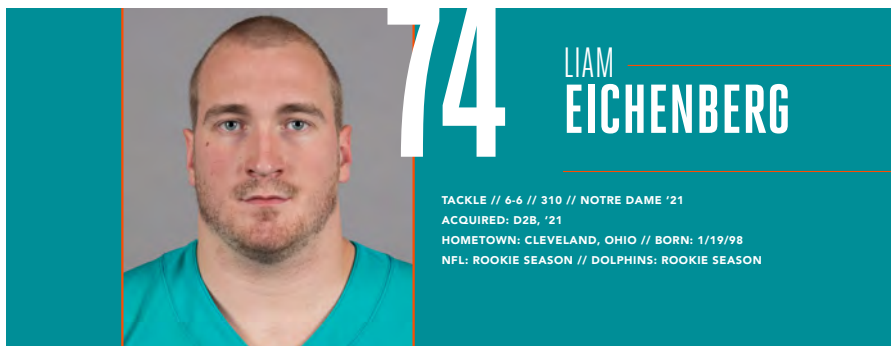
### ADDITIONAL STATS

**Special Teams Tackles:** 2 in 2019, 4 in 2020, 4 in 2021 for total of 10.

**Defensive Touchdowns:** 1 fumble recovery in end zone vs. New England (1/9/22).

### SINGLE-GAME CAREER HIGHS

- Tackles:** 8 at Dallas, 9/22/19
- Sacks:** 1 4 times, last: vs. N.Y. Jets, 10/18/20
- Passes Defended:** 1 twice, last: vs. N.Y. Jets, 10/18/20
- Fumble Recoveries:** 1 Twice, last: vs. New England, 1/9/22



TACKLE // 6-6 // 310 // NOTRE DAME '21  
 ACQUIRED: D2B, '21  
 HOMETOWN: CLEVELAND, OHIO // BORN: 1/19/98  
 NFL: ROOKIE SEASON // DOLPHINS: ROOKIE SEASON

## NFL CAREER

### TRANSACTIONS:

- 2nd-round pick (42nd overall) by Miami in the 2021 NFL Draft.

### CAREER HIGHLIGHTS:

- Played in 17 career games with 16 starts – 14 at left tackle and 2 at right tackle.

### 2021 (MIAMI):

- Played in all 17 games with 16 starts – 14 at left tackle and 2 at right tackle.
- 4 miscellaneous fumble recoveries.

### AT NEW ENGLAND (9/12):

- Started at left tackle.

- Made his NFL debut.

### AT JACKSONVILLE IN LONDON (10/17):

- Started at left tackle.
- Protected QB Tua Tagovailoa as the team did not allow a sack.

### AT N.Y. JETS (11/21):

- Started at left tackle.
- Protected QB Tua Tagovailoa as the team did not allow a sack.

## BEFORE THE NFL

### COLLEGE (NOTRE DAME):

- 4-year letterman (2017-20) and 3-year starter.

### CAREER:

- Played in 43 games with 38 starts.
- Started 38 consecutive games at left tackle to finish his career.

### SENIOR (2020):

- Started all 12 games at left tackle.
- 1st-team All-American.
- 1st-team All-ACC.
- Won the Jacobs Blocking Trophy (ACC's most outstanding blocker).
- Did not allow a sack all season.

### JUNIOR (2019):

- Started all 13 games at left tackle.
- Did not allow a sack all season.

### SOPHOMORE (2018):

- Started all 13 games at left tackle.

### REDSHIRT FRESHMAN (2017):

- Played in 5 games.
- Redshirted in 2016.

## HIGH SCHOOL (SAINT IGNATIUS HS – CLEVELAND, OHIO)

### SENIOR (2015):

- 1st-team All-American.
- 1st-team all-state.
- 1st-team all-division.
- 1st-team all-district.

## OFF THE FIELD

### COMMUNITY:

#### 2021:

- Along with fellow Dolphins rookies, teamed up with Neighbors4Neighbors to provide South Florida families with holiday gifts.
- Volunteered at the Miami Dolphins Food Relief Program Thanksgiving meal distribution with Feeding South Florida to provide 1,000 meal boxes to South Florida families.

### PERSONAL:

- **PRONUNCIATION:** Last name is pronounced ike-EN-burg.
- **MAJOR:** American studies.

## LIAM EICHENBERG'S NFL REGULAR SEASON STATS

GAMES/STARTS: 2021: 17/16

NFL TOTALS: 17/16

### ADDITIONAL STATS

Miscellaneous Fumble Recoveries: 4 in 2021.



# 42

## CLAYTON FEJEDELEM

SAFETY // 6-1 // 205 // ILLINOIS '16

ACQUIRED: UFA, '20 (CIN.)

HOMETOWN: LEMONT, ILL. // BORN: 6/2/93

NFL: SIXTH SEASON // DOLPHINS: SECOND SEASON

### NFL CAREER

#### TRANSACTIONS:

- Signed by Miami as an unrestricted free agent from Cincinnati on March 21, 2020.
- 7th-round pick (245th overall) by Cincinnati in the 2016 NFL Draft.

#### CAREER HIGHLIGHTS:

- Played in 94 career games with 6 starts.
- 82 tackles (57 solo), 1 interception, 2 passes defended, 2 forced fumbles and 2 fumble recoveries; 1 fumble return for a TD.
- 52 special teams tackles (31 solo).
- 4 carries for 29 yards (7.3 avg.).
- Played 64 consecutive games to begin his NFL career.

#### 2021 (MIAMI):

- Played in all 17 games.
- 1 solo tackle.
- 6 special teams tackles (4 solo).
- Serves as a team captain.

**VS. ATLANTA (10/24):** 2 special teams tackles (1 solo).

**VS. CAROLINA (11/28):** 1 solo tackle.

**VS. N.Y. GIANTS (12/5):** 2 special teams tackles (1 solo).

#### 2020 (MIAMI):

- Played in 13 games.
- Inactive for 3 games.
- 1 solo tackle.
- 9 special teams tackles (5 solo).
- 1 carry for 1 yard.
- Served as a team captain.

**VS. SEATTLE (10/4):** 1 solo special teams tackle.  
• Made his Dolphins debut.

**AT SAN FRANCISCO (10/11):** 1 carry for 1 yard.  
• Rushed for 1 yard on a fake punt to convert a 4th-and-1 to extend a drive that ended in a Miami TD.

**AT LAS VEGAS (12/26):** 1 solo special teams tackle; 1 forced fumble and 1 fumble recovery; 1 carry for 22 yards.

- Rushed for 22 yards on a fake punt to convert a 4th-and-1 to extend a drive that ended in a Miami FG.

#### 2019 (CINCINNATI):

- Played in all 16 games.
- 13 tackles (12 solo).
- 2 special teams tackles (1 solo).

**AT BUFFALO (9/22):** 2 solo tackles.

**AT BALTIMORE (10/13):** 3 solo tackles.

**VS. CLEVELAND (12/29):** 1 solo tackle and 1 solo special teams tackle.

#### 2018 (CINCINNATI):

- Played in all 16 games with 1 start.
- 22 tackles (18 solo), 1 forced fumble and 1 fumble recovery; 1 fumble return for a TD.
- 13 special teams tackles (5 solo).
- 2 carries for 6 yards (3.0 avg.).

**AT INDIANAPOLIS (9/9):** 10 tackles (9 solo), 1 forced fumble and 1 fumble recovery; 1 fumble return for a game-clinching TD.

- Forced a fumble by TE Jack Doyle in the 4th quarter and returned it 83 yards for a TD.

**VS. PITTSBURGH (10/14):** 4 tackles (2 solo).

**VS. NEW ORLEANS (11/11):** 3 solo tackles.

#### 2017 (CINCINNATI):

- Played in all 16 games with 5 starts.
- 42 tackles (22 solo), 1 interception and 2 passes defended.
- 15 special teams tackles (12 solo).

**AT CLEVELAND (10/1):** 1 interception, 1 pass defended and 2 assisted special teams tackles.

- Intercepted QB DeShone Kizer in the 2nd quarter and returned it for 5 yards.
- It was his 1st career interception.

**AT TENNESSEE (11/12):** 6 tackles (4 solo) and 1 pass defended.

**VS. CHICAGO (12/10):** 10 tackles (5 solo) and 1 solo special teams tackle.

#### 2016 (CINCINNATI):

- Played in all 16 games.
- 3 solo tackles.
- 7 special teams tackles (4 solo).

**AT N.Y. JETS (9/11):** Played but did not record any stats.

- Made his NFL debut.

**AT NEW ENGLAND (10/16):** 2 special teams tackles (1 solo).

**AT BALTIMORE (11/27):** 3 solo tackles.



## BEFORE THE NFL

### COLLEGE (ILLINOIS):

- 2-year letterman and 1-year starter (2014-15).
- Transferred from St. Xavier following his sophomore season (2013).

**CAREER (AT ILLINOIS):** Played in all 25 games with 13 starts; 191 tackles (102 solo), 2 interceptions, 11 passes defended, 1 forced fumble and 1 fumble recovery; 1 blocked punt return for a TD.

**SENIOR (2015 AT ILLINOIS):** Started all 12 games; 140 tackles (74 solo), 2 interceptions, 9 passes defended and 1 forced fumble; 1 blocked punt return for a TD.

- His 140 tackles were the most in school history since 2006.
- His 11.7 tackles per game led the Big Ten and ranked 5th in the nation.
- 2nd-team All-Big Ten.
- Team captain.

**REDSHIRT JUNIOR (2014 AT ILLINOIS):** Played in all 13 games with 1 start; 51 tackles (28 solo), 2 passes defended and 1 fumble recovery.

**JUNIOR (2013 AT ILLINOIS):** Redshirted after transferring to Illinois.

**SOPHOMORE (2012 AT ST. XAVIER):** Started all

13 games; 87 tackles, 1 sack, 3 interceptions, 11 passes defended and 2 fumble recoveries.

- 2nd-team All-Mid-State Football Association.

**TRUE FRESHMAN (2011 AT ST. XAVIER):** Played in 11 games with 7 starts; 68 tackles (45 solo), 1 sack, 5 interceptions, 14 passes defended, 3 forced fumbles and 4 fumble recoveries; 1 interception return for a TD; 1 punt return for 16 yards (16.0 avg.); 1 kick return for 20 yards (20.0 avg.) and 1 blocked kick.

### HIGH SCHOOL (LEMONT HS – LEMONT, ILL.)

- Also lettered in wrestling and lacrosse.

**SENIOR (2010):**

- All-state.
- All-conference.
- South Suburban Blue Player of the Year.

**JUNIOR (2009):**

- All-conference.

## OFF THE FIELD

### PERSONAL:

- **PRONUNCIATION:** Last name is pronounced FEDGE-uh-lemm.
- **MAJOR:** Communication.

## CLAYTON FEJEDELEM'S NFL REGULAR SEASON STATS

YEAR	TEAM	GP	GS	TACKLES					INTERCEPTIONS					FUMBLES		
				TOT	SOLO	ASST	SK	YDS	INT	YDS	LG	TD	PD	FF	FR	
2016	CINCINNATI	16	0	3	3	0	0.0	0.0	0	0	0	0	0	0	0	0
2017	CINCINNATI	16	5	42	22	20	0.0	0.0	1	5	5	0	2	0	0	0
2018	CINCINNATI	16	1	22	18	4	0.0	0.0	0	0	0	0	0	1	2	0
2019	CINCINNATI	16	0	13	12	1	0.0	0.0	0	0	0	0	0	0	0	0
2020	MIAMI	13	0	1	1	0	0.0	0.0	0	0	0	0	0	1	1	0
2021	MIAMI	17	0	1	1	0	0.0	0.0	0	0	0	0	0	0	0	0
<b>NFL TOTALS</b>		<b>94</b>	<b>6</b>	<b>82</b>	<b>57</b>	<b>25</b>	<b>0.0</b>	<b>0.0</b>	<b>1</b>	<b>5</b>	<b>5</b>	<b>0</b>	<b>2</b>	<b>2</b>	<b>3</b>	<b>0</b>

### ADDITIONAL STATS

**Special Teams Tackles:** (Cincinnati) 7 in 2016, 15 in 2017, 13 in 2018, 2 in 2019, (Miami) 9 in 2020, 6 in 2021 for total of 52.

**Defensive Touchdowns:** 1 fumble return in 2018.

**Blocked Kicks:** 1 punt in 2018.

**Rushing:** (Cincinnati) 2 carries for 6 yards (3.0 avg.) in 2018, (Miami) 2 carries for 23 yards (11.5 avg.) in 2020 for total of 4 carries for 29 yards (7.3 avg.).

### SINGLE-GAME CAREER HIGHS

<b>Tackles:</b>	10	Twice, last: at Indianapolis, 9/9/18
<b>Interceptions:</b>	1	at Cleveland, 10/1/17
<b>Passes Defended:</b>	1	Twice, last: at Tennessee, 11/12/17
<b>Forced Fumbles:</b>	1	Twice, last: at Las Vegas, 12/26/20
<b>Fumble Recoveries:</b>	1	3 times, last: at Las Vegas, 12/26/20



# 44

## BLAKE FERGUSON

LONG SNAPPER // 6-3 // 237 // LSU '20  
ACQUIRED: D6, '20  
HOMETOWN: SMYRNA, GA. // BORN: 4/21/97  
NFL: SECOND SEASON // DOLPHINS: SECOND SEASON

### NFL CAREER

#### TRANSACTIONS:

- 6th-round pick (185th overall) by Miami in the 2020 NFL Draft.

#### CAREER HIGHLIGHTS:

- Played in 33 career games.
- 4 special teams tackles (3 solo).
- 1 special teams fumble recovery.

#### 2021 (MIAMI):

- Played in all 17 games.
- 2 solo special teams tackles.
- 1 special teams fumble recovery.

**AT NEW ENGLAND (9/12):** Played but did not record any stats.

**VS. INDIANAPOLIS (10/3):** 1 special teams fumble recovery.

- Recovered a RB Nyheim Hines muffed punt in the 1st quarter.

**VS. NEW ENGLAND (1/9):** 1 solo special teams tackle.

#### HONORS:

- Salute to Service Award Nominee.

#### 2020 (MIAMI):

- Played in all 16 games.
- 2 special teams tackles (1 solo).
- Helped K Jason Sanders set a franchise record by converting 92.3 pct. of his FGs in 2020.

**AT NEW ENGLAND (9/13):** Played but did not record any stats.

- Made his NFL debut.

**VS. L.A. CHARGERS (11/15):** Played but did not record any stats.

- K Jason Sanders set a team record for consecutive FGs with 22.

**AT LAS VEGAS (12/26):** 1 solo special teams tackle.

### BEFORE THE NFL

#### COLLEGE (LSU):

- 4-year letterman (2016-19).

**CAREER:** Played in 53 consecutive games at long snapper.

- Became the 1st long snapper in LSU football history to be named a permanent team captain.

**SENIOR (2019):** Played in all 15 games.

- Team captain.
- Helped his team win the College Football Playoff National Championship.

**JUNIOR (2018):** Played in all 13 games; 2 special teams tackles.

- 1st-team All-American.
- Team captain.

**SOPHOMORE (2017):** Played in all 13 games; 1 tackle and 1 forced fumble.

**REDSHIRT FRESHMAN (2016):** Played in all 12 games.

- Redshirted in 2015.

#### HIGH SCHOOL (BUFORD HS – BUFORD, GA.)

**SENIOR (2014):**

- Winner of the Chris Rubio Award (nation's top high school long snapper).

**JUNIOR (2013):**

- Winner of the Chris Rubio Award (nation's top high school long snapper).

### OFF THE FIELD

#### COMMUNITY:

- Has Type 1 diabetes and volunteers with the Juvenile Diabetes Research Foundation to raise funds and awareness.

**2021:**

- Volunteered at the Miami Dolphins holiday event to spend time with and provide dinner and children's gifts for South Florida families.
- Hosted a military appreciation event at Mission BBQ for South Florida veterans and active duty service members.
- Volunteered at the Miami Dolphins Food Relief Program Thanksgiving meal distribution with Feeding South Florida to provide 1,000 meal boxes to South Florida families.
- In 2021, volunteered with United Way Broward to provide Thanksgiving meals for South Florida military families.
- Chose JDRF as his cause for the NFL's My Cause My Cleats program and participated in the JDRF West Palm Beach chapter's 2021 virtual gala.

#### PERSONAL:

- His brother, Reid Ferguson, is the long snapper for the Buffalo Bills and was the starting long snapper at LSU (2012-15).

- **GRADUATE DEGREE:** Master's in Business Administration.
- **MAJOR:** Marketing.

### BLAKE FERGUSON'S NFL REGULAR SEASON STATS

**GAMES/STARTS:** 2020: 16/0, 2021: 17/0

**NFL TOTALS:** 33/0

#### ADDITIONAL STATS

**Special Teams Tackles:** 2 in 2020, 2 in 2021 for total of 4.

**Special Teams Fumble Recoveries:** 1 in 2021.



# 87

## ISAIAH FORD

WIDE RECEIVER // 6-2 // 201 // VIRGINIA TECH '17  
ACQUIRED: D7, '17  
HOMETOWN: JACKSONVILLE, FLA. // BORN: 2/9/96  
NFL: FOURTH SEASON // DOLPHINS: FOURTH SEASON

### NFL CAREER

#### TRANSACTIONS:

- Signed to Miami's active roster on Oct. 23, 2021.
- Signed to Miami's practice squad on Sept. 6, 2021.
- Released by Miami on Aug. 24, 2021.
- Signed to Miami's active roster on Dec. 30, 2020.
- Signed to Miami's practice squad on Dec. 14, 2020.
- Waived by New England on Dec. 5, 2020.
- Traded from Miami to New England on Nov. 3, 2020.
- Signed to Miami's active roster on Nov. 27, 2019.
- Signed to Miami's practice squad on Nov. 1, 2019.
- Waived by Miami on Oct. 30, 2019.
- Signed to Miami's active roster on Sept. 25, 2019.
- Signed to Miami's practice squad on Sept. 1, 2019.
- Waived by Miami on Aug. 31, 2019.
- Signed to Miami's active roster on Nov. 28, 2018.
- Signed to Miami's practice squad on Sept. 3, 2018.
- Waived by Miami on Sept. 1, 2018.
- 7th-round pick (237th overall) by Miami in the 2017 NFL draft.

#### CAREER HIGHLIGHTS:

- Played in 32 games with 3 starts.
- 63 receptions for 681 yards (10.8 avg.) and 2 TDs.
- 1 carry for 11 yards.

#### 2021 (MIAMI):

- Played in 13 games with 2 starts.
- 12 receptions for 161 yards (13.4 avg.) and 2 TDs.
- Spent 4 games on the practice squad.

**VS. ATLANTA (10/24):** 2 receptions for 13 yards (6.5 avg.) and 1 TD.

- Caught a 10-yard TD pass from QB Tua Tagovailoa in the 1st quarter.
- It was his 1st career TD.

**VS. BALTIMORE (11/11):** 4 receptions for 84 yards (21.0 avg.).

**VS. N.Y. GIANTS (12/5):** 1 reception for 2 yards and 1 TD.

- Caught a 2-yard TD pass from QB Tua Tagovailoa in the 4th quarter to extend Miami's lead to 17-6.

#### 2020 (MIAMI/NEW ENGLAND):

- Played in 10 games with 1 start with Miami.
- Promoted to Miami's active roster on Dec. 30.
- Elevated to the active roster for 2 games with Miami.
- 28 receptions for 276 yards (9.9 avg.) with Miami.
- Signed to Miami's practice squad on Dec. 14.
- Waived by New England on Dec. 5.
- Inactive for 2 games with New England.
- Dressed but did not play in 1 game with New England.
- Traded from Miami to New England on Nov. 3.

**VS. BUFFALO (9/20):** 7 receptions for 76 yards (10.9 avg.).

**AT JACKSONVILLE (9/24):** 2 receptions for 14 yards (7.0 avg.).

**AT SAN FRANCISCO (10/11):** 2 receptions for 23 yards (11.5 avg.).

#### 2019 (MIAMI):

- Played in 8 games.
- Inactive for 1 game.
- 23 receptions for 244 yards (10.6 avg.); 1 carry for 11 yards.
- Spent two stints on the practice squad.

**AT N.Y. JETS (12/8):** 6 receptions for 92 yards (15.3 avg.).

**VS. CINCINNATI (12/22):** 5 receptions for 68 yards (13.6 avg.).

- Caught 2 passes for 43 yards (21.5 avg.) on the game-winning drive in overtime.

**AT NEW ENGLAND (12/29):** 7 receptions for 54 yards (7.7 avg.); 1 carry for 11 yards.

#### 2018 (MIAMI):

- Played in 1 game.
- Inactive for 4 games.
- Promoted from Miami's practice squad on Nov. 28.

**VS. BUFFALO (12/2):** Played 13 offensive snaps.

- Made NFL debut.

#### 2017 (MIAMI):

- Missed the entire season after being placed on injured reserve on Aug. 19.

## BEFORE THE NFL

### COLLEGE (VIRGINIA TECH):

- 3-year starter (2014-16).

**CAREER:** Played in 40 games with 37 starts; 210 receptions for 2,967 yards (14.1 avg.) and 24 TDs.

- Left school as the only player in ACC history to hold sole possession of his school's career records for receptions, receiving yards and receiving TDs.

**JUNIOR (2016):** Started all 14 games; 79 receptions for 1,094 yards (13.9 avg.) and 7 TDs; 6 carries for 33 yards (5.5 avg.).

- His 79 receptions were a single-season school record.
- Consensus 2nd-team All-ACC.

**SOPHOMORE (2015):** Played in all 13 games with 12 starts; 75 receptions for 1,164 yards (15.5 avg.) and 11 TDs; 7 carries for 51 yards (7.3 avg.).

- His 1,164 receiving yards and 11 TD receptions were single-season school records.
- 1st-team All-ACC.

**TRUE FRESHMAN (2014):** Played in all 13 games with 11 starts; 56 receptions for 709 yards (12.7 avg.) and 6 TDs; 4 carries for 0 yards.

- His 56 receptions and 709 receiving yards led the team.
- Honorable mention All-ACC.

## HIGH SCHOOL (TRINITY CHRISTIAN ACADEMY – JACKSONVILLE, FLA.)

- Also played basketball, averaging 37 points per game as a senior and earning 1st-team All-First Coast honors.

**SENIOR (2013):** 717 receiving yards and 12 receiving TDs; 401 rushing yards and 4 rushing TDs; 1 TD pass.

- All-state.

## OFF THE FIELD

### COMMUNITY:

#### 2020:

- In 2020, launched the Be the Change scholarship fund for Black student athletes from Westside HS in his hometown Jacksonville.

#### 2019:

- In 2019, partnered with Special Olympics Florida to surprise athletes at Miami Southridge High School at their annual ceremony.

### PERSONAL:

- **MAJOR:** Human development.

## ISAIAH FORD'S NFL REGULAR SEASON STATS

YEAR	TEAM	GP	GS	RECEIVING					RUSHING				
				REC	YDS	AVG	LG	TD	ATT	YDS	AVG	LG	TD
2017	MIAMI			INJURED RESERVE									
2018	MIAMI	1	0	0	0	0.0	0	0	0	0	0.0	0	0
2019	MIAMI	8	0	23	244	10.6	28	0	1	11	11.0	11	0
2020	MIAMI	10	1	28	276	9.9	18	0	0	0	0.0	0	0
2021	MIAMI	13	2	12	161	13.4	52	2	0	0	0.0	0	0
<b>NFL TOTALS</b>		<b>32</b>	<b>3</b>	<b>63</b>	<b>681</b>	<b>10.8</b>	<b>52</b>	<b>2</b>	<b>1</b>	<b>11</b>	<b>11.0</b>	<b>11</b>	<b>0</b>

### ADDITIONAL STATS

Miscellaneous Tackles: 1 in 2019.

### SINGLE-GAME CAREER HIGHS

<b>Receptions:</b>	7	Twice, last: vs. Buffalo, 9/20/20
<b>Receiving Yards:</b>	92	at N.Y. Jets, 12/8/19
<b>Longest Rec.:</b>	28	at N.Y. Jets, 12/8/19
<b>Receiving TDs:</b>	1	Twice, last: vs. N.Y. Giants, 12/5/21

### 2018 GAME-BY-GAME STATS (MIAMI)

DATE	OPPONENT	P/S	REC	YDS	AVG	LG	TD
09/09	TENNESSEE						PRACTICE SQUAD
09/16	at N.Y. Jets						PRACTICE SQUAD
09/23	OAKLAND						PRACTICE SQUAD
09/30	at New England						PRACTICE SQUAD
10/07	at Cincinnati						PRACTICE SQUAD
10/14	CHICAGO						PRACTICE SQUAD
10/21	DETROIT						PRACTICE SQUAD
10/25	at Houston						PRACTICE SQUAD
11/04	N.Y. JETS						PRACTICE SQUAD
11/11	at Green Bay						PRACTICE SQUAD
11/25	at Indianapolis						PRACTICE SQUAD
12/02	BUFFALO	1/0	0	0	0.0	0	0
12/09	NEW ENGLAND						INACTIVE
12/16	at Minnesota						INACTIVE
12/23	JACKSONVILLE						INACTIVE
12/30	at Buffalo						INACTIVE
<b>2018 TOTALS</b>		<b>1/0</b>	<b>0</b>	<b>0</b>	<b>0.0</b>	<b>0</b>	<b>0</b>

## 2019 GAME-BY-GAME STATS (MIAMI)

DATE	OPPONENT	P/S	REC	YDS	AVG	LG	TD
09/08	BALTIMORE		PRACTICE SQUAD				
09/15	NEW ENGLAND		PRACTICE SQUAD				
09/22	at Dallas		PRACTICE SQUAD				
09/29	L.A. CHARGERS	1/0	2	9	4.5	7	0
10/13	WASHINGTON	1/0	0	0	0.0	0	0
10/20	at Buffalo	1/0	0	0	0.0	0	0
10/28	at Pittsburgh		INACTIVE				
11/03	N.Y. JETS		PRACTICE SQUAD				
11/10	at Indianapolis		PRACTICE SQUAD				
11/17	BUFFALO		PRACTICE SQUAD				
11/24	at Cleveland		PRACTICE SQUAD				
12/01	PHILADELPHIA	1/0	0	0	0.0	0	0
12/08	at N.Y. Jets	1/0	6	92	15.3	25	0
12/15	at N.Y. Giants	1/0	3	21	7.0	8	0
12/22	CINCINNATI	1/0	5	68	13.6	28	0
12/29	at New England	1/0	7	54	7.7	15	0
<b>2019 TOTALS</b>		<b>8/0</b>	<b>23</b>	<b>244</b>	<b>10.6</b>	<b>28</b>	<b>0</b>

## 2021 GAME-BY-GAME STATS (MIAMI)

DATE	OPPONENT	P/S	REC	YDS	AVG	LG	TD
09/12	at New England		PRACTICE SQUAD				
09/19	BUFFALO		PRACTICE SQUAD				
09/26	at Las Vegas		PRACTICE SQUAD				
10/03	INDIANAPOLIS		PRACTICE SQUAD				
10/10	at Tampa Bay	1/0	1	3	3.0	3	0
10/17	at Jacksonville	1/0	0	0	0.0	-	0
10/24	ATLANTA	1/0	1	10	10.0	10t	1
10/31	at Buffalo	1/0	0	0	0.0	-	0
11/07	HOUSTON	1/0	0	0	0.0	-	0
11/11	BALTIMORE	1/0	4	84	21.0	52	0
11/21	at N.Y. Jets	1/0	0	0	0.0	-	0
11/28	CAROLINA	1/0	1	11	11.0	11	0
12/05	N.Y. GIANTS	1/0	1	2	2.0	2t	1
12/19	N.Y. JETS	1/0	3	51	17.0	27	0
12/27	at New Orleans	1/1	0	0	0.0	-	0
01/02	at Tennessee	1/1	1	0	0.0	0	0
01/09	NEW ENGLAND	1/0	0	0	0.0	-	0
<b>2021 TOTALS</b>		<b>13/2</b>	<b>12</b>	<b>161</b>	<b>13.4</b>	<b>52</b>	<b>2</b>

## 2020 GAME-BY-GAME STATS (MIAMI/NEW ENGLAND)

DATE	OPPONENT	P/S	REC	YDS	AVG	LG	TD
09/13	at New England	1/0	2	13	6.5	8	0
09/20	BUFFALO	1/0	7	76	10.9	14	0
09/24	at Jacksonville	1/0	2	14	7.0	11	0
10/04	SEATTLE	1/0	4	48	12.0	17	0
10/11	at San Francisco	1/0	2	23	11.5	15	0
10/18	N.Y. JETS	1/0	0	0	0.0	0	0
11/01	L.A. RAMS	1/0	1	10	10.0	10	0
<b>MIAMI TOTALS</b>		<b>7/0</b>	<b>18</b>	<b>184</b>	<b>10.2</b>	<b>17</b>	<b>0</b>
11/15	BALTIMORE		DID NOT PLAY				
11/22	CINCINNATI		INACTIVE				
11/29	ARIZONA		INACTIVE				
<b>NEW ENGLAND TOTALS</b>		<b>0/0</b>	<b>0</b>	<b>0</b>	<b>0.0</b>	<b>0</b>	<b>0</b>
12/20	NEW ENGLAND	1/0	3	18	6.0	8	0
12/26	at Las Vegas	1/0	4	37	9.3	13	0
01/03	at Buffalo	1/1	3	37	12.3	18	0
<b>MIAMI TOTALS</b>		<b>3/1</b>	<b>10</b>	<b>92</b>	<b>9.2</b>	<b>18</b>	<b>0</b>
<b>2020 TOTALS</b>		<b>10/1</b>	<b>28</b>	<b>276</b>	<b>9.9</b>	<b>18</b>	<b>0</b>



# 3

## WILLIAM FULLER V

WIDE RECEIVER // 6-1 // 184 // NOTRE DAME '16  
ACQUIRED: UFA, '21 (HOU.)  
HOMETOWN: PHILADELPHIA, PA. // BORN: 4/16/94  
NFL: SIXTH SEASON // DOLPHINS: FIRST SEASON

### NFL CAREER

#### TRANSACTIONS:

- Signed by Miami as an unrestricted free agent from Houston on March 20, 2021.
- 1st-round pick (21st overall) by Houston in the 2016 NFL Draft.

#### CAREER HIGHLIGHTS:

- Played in 55 career games with 52 starts.
- 213 receptions for 3,136 yards (14.7 avg.) and 24 TDs.
- 4 carries for 6 yards (1.5 avg.).
- 2 kickoff returns for 31 yards (15.5 avg.).
- 22 punt returns for 314 yards (14.3 avg.) and 1 TD.
- 6 miscellaneous tackles.

#### 2021 (MIAMI):

- Played in 2 games.
- Inactive for 1 game.
- Missed the rest of the season after being placed on injured reserve on Oct. 6.
- Missed 1 game on the reserve/suspended list.
- 4 receptions for 26 yards (6.5 avg.).

**AT LAS VEGAS (9/26):** 3 receptions for 20 yards (6.7 avg.).

- Caught a 2-point conversion with 2 seconds left in the 4th quarter from QB Jacoby Brissett to tie the game 25-25.
- Made his Dolphins debut.

**VS. INDIANAPOLIS (10/3):** 1 reception for 6 yards.

#### 2020 (HOUSTON):

- Started 11 games.
- Missed 1 game after being placed on injured reserve on Oct. 6.
- Missed the rest of the season after being placed on the reserve/suspended list on Dec. 1.
- 53 receptions for 879 yards (16.6 avg.) and 8 TDs.
- 1 carry for 0 yards.
- 2 punt returns for 14 yards (7.0 avg.).
- 1 miscellaneous tackle.

**AT TENNESSEE (10/18):** 6 receptions for 123 yards (20.5 avg.) and 1 TD.

- Hauled in a 53-yard TD pass from QB Deshaun Watson in the 4th quarter.

**AT JACKSONVILLE (11/8):** 5 receptions for 100 yards (20.0 avg.) and 1 TD.

- Hauled in a 77-yard TD pass from QB Deshaun

Watson in the 3rd quarter to extend Houston's lead to 27-16.

**AT DETROIT (11/26):** 6 receptions for 171 yards (28.5 avg.) and 2 TDs.

- Hauled in a 40-yard TD pass from QB Deshaun Watson in the 4th quarter to extend Houston's lead to 34-17.
- Caught a 34-yard TD pass from QB Deshaun Watson in the 4th quarter to extend Houston's lead to 41-17.
- It was the 13th 100-yard receiving game of his career.

#### 2019 (HOUSTON):

- Started 11 games.
- Inactive for 5 games.
- 49 receptions for 670 yards (13.7 avg.) and 3 TDs.

**VS. ATLANTA (10/6):** 14 receptions for 217 yards (15.5 avg.) and 3 TDs.

- Caught a 6-yard TD pass from QB Deshaun Watson in the 1st quarter to even the score 7-7.
- Caught a 33-yard TD pass from QB Deshaun Watson in the 2nd quarter to give Houston a 13-10 lead.
- Hauled in a 44-yard TD pass from QB Deshaun Watson in the 4th quarter to extend Houston's lead to 47-32.
- His 3 TDs and 14 receptions both tied for single-game franchise records.

**VS. INDIANAPOLIS (11/21):** 7 receptions for 140 yards (20.0 avg.).

**AT TENNESSEE (12/15):** 5 receptions for 61 yards (12.2 avg.).

#### POSTSEASON:

**AFC WILD CARD VS. BUFFALO (1/4):** Inactive.

**AFC DIVISIONAL AT KANSAS CITY (1/12):** 5 receptions for 89 yards (17.8 avg.).

#### 2018 (HOUSTON):

- Started 7 games.
- Inactive for 1 game.
- Missed the rest of the season after being placed on injured reserve on Oct. 30.
- 32 receptions for 503 yards (15.7 avg.) and 4 TDs.

**AT TENNESSEE (9/16):** 8 receptions for 113 yards (14.1 avg.) and 1 TD.

- Caught a 39-yard TD pass from QB Deshaun Watson in the 4th quarter to give Houston a 17-14 lead.



**VS. N.Y. GIANTS (9/23):** 5 receptions for 101 yards (20.2 avg.) and 1 TD.

- Caught a 6-yard TD pass from QB Deshaun Watson in the 4th quarter.

**VS. MIAMI (10/25):** 5 receptions for 124 yards (24.8 avg.) and 1 TD.

- Hauled in a 73-yard TD pass from QB Deshaun Watson in the 3rd quarter to extend Houston's lead to 28-17.

## 2017 (HOUSTON):

- Started 10 games.
- Inactive for 6 games.
- 28 receptions for 423 yards (15.1 avg.) and 7 TDs.
- 2 carries for 9 yards (4.5 avg.).
- 9 punt returns for 135 yards (15.0 avg.).
- 1 miscellaneous tackle.

**VS. TENNESSEE (10/1):** 4 receptions for 35 yards (8.8 avg.) and 2 TDs; 1 carry for 4 yards.

- Caught a 16-yard TD pass from QB Deshaun Watson in the 2nd quarter to extend Houston's lead to 21-0.
- Caught a 10-yard TD pass from QB Deshaun Watson in the 3rd quarter to extend Houston's lead to 37-14.

**VS. KANSAS CITY (10/8):** 2 receptions for 57 yards (28.5 avg.) and 2 TDs; 1 carry for 5 yards.

- Caught a 9-yard TD pass from QB Deshaun Watson in the 3rd quarter.
- Caught a 48-yard TD pass from QB Deshaun Watson in the 4th quarter.

**AT SEATTLE (10/29):** 5 receptions for 125 yards (25.0 avg.) and 2 TDs; 1 miscellaneous tackle.

- Caught a 59-yard TD pass from QB Deshaun Watson in the 1st quarter to give Houston a 7-0 lead.
- Caught a 20-yard TD pass from QB Deshaun Watson in the 2nd quarter to give Houston a 21-14 lead.

## 2016 (HOUSTON):

- Played in 14 games with 13 starts.
- Dressed but did not play in 1 game.
- Inactive for 1 game.
- 47 receptions for 635 yards (13.5 avg.) and 2 TDs.
- 1 carry for -3 yards.
- 2 kickoff returns for 31 yards (15.5 avg.).
- 11 punt returns for 165 yards (15.0 avg.) and 1 TD.
- 4 miscellaneous tackles.

**VS. CHICAGO (9/11):** 5 receptions for 107 yards (21.4 avg.) and 1 TD.

- Caught an 18-yard TD pass from QB Brock Osweiler in the 2nd quarter to extend Houston's lead to 20-14.
- Made his NFL debut.

**VS. KANSAS CITY (9/18):** 4 receptions for 104 yards (26.0 avg.).

**VS. TENNESSEE (10/2):** 7 receptions for 81 yards (11.6 avg.) and 1 TD; 1 punt return for 57 yards and 1 TD.

- Caught a 5-yard TD pass from QB Brock Osweiler in the 1st quarter to extend Houston's lead to 14-0.

- Returned a punt 67 yards for a TD in the 3rd quarter to give Houston a 27-20 lead. It was his 1st career punt return TD.

- Became the 1st rookie in team history to return a punt for a TD.

- Became the 1st player in team history to record a receiving TD and punt return TD in the same game.

## POSTSEASON:

**AFC WILD CARD VS. OAKLAND (1/7):** 4 receptions for 37 yards (9.3 avg.).

**AFC DIVISIONAL AT NEW ENGLAND (1/14):** 3 receptions for 16 yards (5.3 avg.); 1 kickoff return for 12 yards; 2 punt returns for 34 yards (17.0 avg.).

## BEFORE THE NFL

### COLLEGE (NOTRE DAME):

- 3-year letterman (2013-15) and 2-year starter.

**CAREER:** Played in all 39 games with 29 starts; 144 receptions for 2,512 yards (17.4 avg.) and 30 TDs; 2 carries for 8 yards (4.0 avg.); 2 punt returns for 10 yards (5.0 avg.).

**JUNIOR (2015):** Started all 13 games; 62 receptions for 1,258 yards (20.3 avg.) and 14 TDs; 1 punt return for 10 yards.

- 2nd-team All-American.
- Team MVP.

**SOPHOMORE (2014):** Started all 13 games; 76 receptions for 1,094 yards (14.4 avg.) and 15 TDs; 1 punt return for 0 yards.

- Honorable mention All-American.
- His 15 receiving TDs tied the school record.

**TRUE FRESHMAN (2013):** Played in all 13 games with 3 starts; 6 receptions for 160 yards (26.7 avg.) and 1 TD; 2 carries for 8 yards (4.0 avg.).

## HIGH SCHOOL (ROMAN CATHOLIC HS – PHILADELPHIA, PA.)

- Also played cornerback.

**SENIOR (2012):** 57 receptions for 932 yards (16.4 avg.) and 8 TDs.

- 1st-team all-state.
- 1st-team All-Southeastern Pennsylvania.
- League MVP.

**JUNIOR (2011):** 46 receptions for 758 yards (16.5 avg.) and 10 TDs.

- Honorable mention all-state.
- All-league.

**SOPHOMORE (2010):** 39 receptions for 650 yards (16.7 avg.) and 9 TDs.

- 1st-team all-city.

## OFF THE FIELD

### PERSONAL:

- **MAJOR:** Africana studies.

## WILLIAM FULLER V'S NFL REGULAR SEASON STATS

YEAR	TEAM	GP	GS	RECEIVING					RUSHING				
				REC	YDS	AVG	LG	TD	ATT	YDS	AVG	LG	TD
2016	HOUSTON	14	13	47	635	13.5	53	2	1	-3	-3.0	-3	0
2017	HOUSTON	10	10	28	423	15.1	59t	7	2	9	4.5	5	0
2018	HOUSTON	7	7	32	503	15.7	73t	4	0	0	0.0	0	0
2019	HOUSTON	11	11	49	670	13.7	54	3	0	0	0.0	0	0
2020	HOUSTON	11	11	53	879	16.6	77t	8	1	0	0.0	0	0
2021	MIAMI	2	0	4	26	6.5	10	0	0	0	0.0	0	0
NFL TOTALS		55	52	213	3136	14.7	77t	24	4	6	1.5	5	0

## WILLIAM FULLER V'S NFL REGULAR SEASON RETURNING STATS

YEAR	TEAM	KR	KICKOFF RETURN				PR	FC	PUNT RETURN			
			YDS	AVG	LG	TD			YDS	AVG	LG	TD
2016	HOUSTON	2	31	15.5	19	0	11	6	165	15.0	67t	1
2017	HOUSTON	0	0	0.0	-	0	9	6	135	15.0	49	0
2018	HOUSTON	0	0	0.0	-	0	0	0	0	0.0	-	0
2019	HOUSTON	0	0	0.0	-	0	0	0	0	0.0	-	0
2020	HOUSTON	0	0	0.0	-	0	2	1	14	7.0	13	0
2021	MIAMI	0	0	0.0	-	0	0	0	0	0.0	-	0
NFL TOTALS		2	31	15.5	19	0	22	13	314	14.3	67t	1

## WILLIAM FULLER V'S NFL PLAYOFF STATS

YEAR	TEAM	GP	GS	RECEIVING					RUSHING				
				REC	YDS	AVG	LG	TD	ATT	YDS	AVG	LG	TD
2016	HOUSTON	2	2	7	53	7.6	19	0	0	0	0.0	0	0
2019	HOUSTON	1	1	5	89	17.8	39	0	0	0	0.0	0	0
PLAYOFF TOTALS		3	3	12	142	11.8	39	0	0	0	0.0	0	0

## WILLIAM FULLER V'S NFL PLAYOFF RETURNING STATS

YEAR	TEAM	KR	KICKOFF RETURN				PR	FC	PUNT RETURN			
			YDS	AVG	LG	TD			YDS	AVG	LG	TD
2016	HOUSTON	1	12	12.0	12	0	2	1	34	17.0	18	0
2019	HOUSTON	0	0	0.0	-	0	0	0	0	0.0	-	0
NFL TOTALS		1	12	12.0	12	0	2	1	34	17.0	18	0

### ADDITIONAL STATS

**Miscellaneous Tackles:** 4 in 2016, 1 in 2017, 1 in 2020 for total of 6.

**Two-Point Conversions:** 1 in 2021.

### SINGLE-GAME CAREER HIGHS

<b>Receptions:</b>	14	vs. Atlanta, 10/6/19
<b>Receiving Yards:</b>	217	vs. Atlanta, 10/6/19
<b>Longest Reception:</b>	77t	at Jacksonville, 11/8/20
<b>Receiving TDs:</b>	3	vs. Atlanta, 10/6/19
<b>Punt Returns:</b>	4	vs. Jacksonville, 12/18/16
<b>Punt Return Yards:</b>	67	vs. Tennessee, 10/2/16
<b>Longest Punt Return:</b>	67t	vs. Tennessee, 10/2/16
<b>Punt Return TDs:</b>	1	vs. Tennessee, 10/2/16
<b>Kickoff Returns:</b>	1	3 times, last: at New England, 1/14/17 (AFC Divisional) at Denver, 10/24/16
<b>Kickoff Return Yards:</b>	19	at Denver, 10/24/16
<b>Longest Kickoff Return:</b>	19	at Denver, 10/24/16

### 100-YARD RECEIVING GAMES (13)

DATE	OPPONENT	REC	YDS	AVG	LG	TD
9/11/16	CHICAGO	5	107	21.4	35	1
9/18/16	KANSAS CITY	4	104	26.0	53	0
10/29/17	at Seattle	5	125	25.0	59t	2
9/16/18	at Tennessee	8	113	14.1	39t	1
9/23/18	N.Y. GIANTS	5	101	20.2	37	1
10/25/18	MIAMI	5	124	24.8	73t	1
10/6/19	ATLANTA	14	217	15.5	44t	3
11/21/19	INDIANAPOLIS	7	140	20.0	51	0
9/10/20	at Kansas City	8	112	14.0	31	0
10/4/20	MINNESOTA	6	108	18.0	43	1
10/18/20	at Tennessee	6	123	20.5	53t	1
11/8/20	at Jacksonville	5	100	20.0	77t	1
11/26/20	at Detroit	6	171	28.5	40t	2

## 2016 GAME-BY-GAME STATS (HOUSTON)

DATE	OPPONENT	P/S	REC	YDS	AVG	LG	TD	
09/11	CHICAGO	1/1	5	107	21.4	35	1	
09/18	KANSAS CITY	1/1	4	104	26.0	53	0	
09/22	at New England	1/1	3	31	10.3	18	0	
10/02	TENNESSEE	1/1	7	81	11.6	28	1	
10/09	at Minnesota	1/1	1	4	4.0	4	0	
10/16	INDIANAPOLIS		DID NOT PLAY					
10/24	at Denver	1/1	4	22	5.5	13	0	
10/30	DETROIT	1/1	1	23	23.0	23	0	
11/13	at Jacksonville		INACTIVE					
11/21	at Oakland	1/0	1	17	17.0	17	0	
11/27	SAN DIEGO	1/1	4	60	15.0	33	0	
12/04	at Green Bay	1/1	5	59	11.8	24	0	
12/11	at Indianapolis	1/1	2	22	11.0	16	0	
12/18	JACKSONVILLE	1/1	4	42	10.5	22	0	
12/24	CINCINNATI	1/1	3	39	13.0	19	0	
01/01	at Tennessee	1/1	3	24	8.0	14	0	
<b>2016 TOTALS</b>		<b>14/13</b>	<b>47</b>	<b>635</b>	<b>13.5</b>	<b>53</b>	<b>2</b>	

DATE	OPPONENT	P/S	REC	YDS	AVG	LG	TD
01/07	OAKLAND*	1/1	4	37	9.3	19	0
01/14	at New England**	1/1	3	16	5.3	7	0
<b>PLAYOFF TOTALS</b>		<b>2/2</b>	<b>7</b>	<b>53</b>	<b>7.6</b>	<b>19</b>	<b>0</b>

\* AFC Wild Card game  
\*\* AFC Divisional game

## 2019 GAME-BY-GAME STATS (HOUSTON)

DATE	OPPONENT	P/S	REC	YDS	AVG	LG	TD	
09/09	at New Orleans	1/1	2	69	34.5	54	0	
09/15	JACKSONVILLE	1/1	4	40	10.0	28	0	
09/22	at L.A. Chargers	1/1	5	51	10.2	30	0	
09/29	CAROLINA	1/1	3	23	7.7	12	0	
10/06	ATLANTA	1/1	14	217	15.5	44t	3	
10/13	at Kansas City	1/1	5	44	8.8	12	0	
10/20	at Indianapolis	1/1	1	6	6.0	6	0	
10/27	OAKLAND		INACTIVE					
11/03	at Jacksonville		INACTIVE					
11/07	at Baltimore		INACTIVE					
11/21	INDIANAPOLIS	1/1	7	140	20.0	51	0	
12/01	NEW ENGLAND	1/1	1	8	8.0	8	0	
12/08	DENVER		INACTIVE					
12/15	at Tennessee	1/1	5	61	12.2	31	0	
12/21	at Tampa Bay	1/1	2	11	5.5	7	0	
12/29	TENNESSEE		INACTIVE					
<b>2019 TOTALS</b>		<b>11/11</b>	<b>49</b>	<b>670</b>	<b>13.7</b>	<b>54</b>	<b>3</b>	

DATE	OPPONENT	P/S	REC	YDS	AVG	LG	TD	
01/04	BUFFALO*		INACTIVE					
01/12	at Kansas City**	1/1	5	89	17.8	39	0	
<b>PLAYOFF TOTALS</b>		<b>1/1</b>	<b>5</b>	<b>89</b>	<b>17.8</b>	<b>39</b>	<b>0</b>	

\* AFC Wild Card game  
\*\* AFC Divisional game

## 2017 GAME-BY-GAME STATS (HOUSTON)

DATE	OPPONENT	P/S	REC	YDS	AVG	LG	TD	
09/10	JACKSONVILLE		INACTIVE					
09/14	at Cincinnati		INACTIVE					
09/24	at New England		INACTIVE					
10/01	TENNESSEE	1/1	4	35	8.8	16t	2	
10/08	KANSAS CITY	1/1	2	57	28.5	48t	2	
10/15	CLEVELAND	1/1	2	62	31.0	39t	1	
10/29	at Seattle	1/1	5	125	25.0	59t	2	
11/05	INDIANAPOLIS	1/1	2	32	16.0	29	0	
11/12	at L.A. Rams	1/1	2	15	7.5	9	0	
11/19	ARIZONA		INACTIVE					
11/27	at Baltimore		INACTIVE					
12/03	at Tennessee		INACTIVE					
12/10	SAN FRANCISCO	1/1	3	26	8.7	14	0	
12/17	at Jacksonville	1/1	5	44	8.8	15	0	
12/25	PITTSBURGH	1/1	1	10	10.0	10	0	
12/31	at Indianapolis	1/1	2	17	8.5	13	0	
<b>2017 TOTALS</b>		<b>10/10</b>	<b>28</b>	<b>423</b>	<b>15.1</b>	<b>59t</b>	<b>7</b>	

## 2020 GAME-BY-GAME STATS (HOUSTON)


DATE	OPPONENT	P/S	REC	YDS	AVG	LG	TD	
09/10	at Kansas City	1/1	8	112	14.0	31	0	
09/20	BALTIMORE	1/1	0	0	0.0	-	0	
09/27	at Pittsburgh	1/1	4	54	13.5	17	1	
10/04	MINNESOTA	1/1	6	108	18.0	43	1	
10/11	JACKSONVILLE	1/1	4	58	14.5	19t	1	
10/18	at Tennessee	1/1	6	123	20.5	53t	1	
10/25	GREEN BAY	1/1	3	35	11.7	24	1	
11/08	at Jacksonville	1/1	5	100	20.0	77t	1	
11/15	at Cleveland	1/1	5	38	7.6	12	0	
11/22	NEW ENGLAND	1/1	6	80	13.3	22	0	
11/26	at Detroit	1/1	6	171	28.5	40t	2	
12/06	INDIANAPOLIS		RESERVE/SUSPENDED					
12/13	at Chicago		RESERVE/SUSPENDED					
12/20	at Indianapolis		RESERVE/SUSPENDED					
12/27	CINCINNATI		RESERVE/SUSPENDED					
01/03	TENNESSEE		RESERVE/SUSPENDED					
<b>2020 TOTALS</b>		<b>11/11</b>	<b>53</b>	<b>879</b>	<b>16.6</b>	<b>77t</b>	<b>8</b>	

## 2018 GAME-BY-GAME STATS (HOUSTON)

DATE	OPPONENT	P/S	REC	YDS	AVG	LG	TD	
09/09	at New England		INACTIVE					
09/16	at Tennessee	1/1	8	113	14.1	39t	1	
09/23	N.Y. GIANTS	1/1	5	101	20.2	37	1	
09/30	at Indianapolis	1/1	4	49	12.3	22	1	
10/07	DALLAS	1/1	2	15	7.5	10	0	
10/14	BUFFALO	1/1	2	33	16.5	17	0	
10/21	at Jacksonville	1/1	6	68	11.3	18	0	
10/25	MIAMI	1/1	5	124	24.8	73t	1	
11/04	at Denver		INJURED RESERVE					
11/18	at Washington		INJURED RESERVE					
11/26	TENNESSEE		INJURED RESERVE					
12/02	CLEVELAND		INJURED RESERVE					
12/09	INDIANAPOLIS		INJURED RESERVE					
12/15	at N.Y. Jets		INJURED RESERVE					
12/23	at Philadelphia		INJURED RESERVE					
12/30	JACKSONVILLE		INJURED RESERVE					
<b>2018 TOTALS</b>		<b>7/7</b>	<b>32</b>	<b>503</b>	<b>15.7</b>	<b>73t</b>	<b>4</b>	

## 2021 GAME-BY-GAME STATS (MIAMI)

DATE	OPPONENT	P/S	REC	YDS	AVG	LG	TD	
09/12	at New England		RESERVE/SUSPENDED					
09/19	BUFFALO		INACTIVE					
09/26	at Las Vegas	1/0	3	20	6.7	10	0	
10/03	INDIANAPOLIS	1/0	1	6	6.0	6	0	
10/10	at Tampa Bay		INJURED RESERVE					
10/17	at Jacksonville		INJURED RESERVE					
10/24	ATLANTA		INJURED RESERVE					
10/31	at Buffalo		INJURED RESERVE					
11/07	HOUSTON		INJURED RESERVE					
11/11	BALTIMORE		INJURED RESERVE					
11/21	at N.Y. Jets		INJURED RESERVE					
11/28	CAROLINA		INJURED RESERVE					
12/05	N.Y. GIANTS		INJURED RESERVE					
TBD	N.Y. JETS		INJURED RESERVE					
12/27	at New Orleans		INJURED RESERVE					
01/02	at Tennessee		INJURED RESERVE					
01/09	NEW ENGLAND		INJURED RESERVE					
<b>2021 TOTALS</b>		<b>2/0</b>	<b>4</b>	<b>26</b>	<b>6.5</b>	<b>10</b>	<b>0</b>	



# 37

## MYLES GASKIN

RUNNING BACK // 5-10 // 194 // WASHINGTON '19  
ACQUIRED: D7B, '19  
HOMETOWN: LYNNWOOD, WASH. // BORN: 2/15/97  
NFL: THIRD SEASON // DOLPHINS: THIRD SEASON

### NFL CAREER

#### TRANSACTIONS:

- 7th-round pick (234th overall) by Miami in the 2019 NFL Draft.

#### CAREER HIGHLIGHTS:

- Played in 34 career games with 17 starts.
- 351 carries for 1,329 yards (3.8 avg.) and 7 TDs.
- 97 receptions for 673 yards (6.9 avg.) and 6 TDs.
- In 2020, he finished 10th in the NFL in scrimmage yards per game (97.2, min. 10 games).

#### 2021 (MIAMI):

- Played in all 17 games with 10 starts.
- 173 carries for 612 yards (3.5 avg.) and 3 TDs.
- 49 receptions for 234 yards (4.8 avg.) and 4 TDs.
- 1 miscellaneous fumble recovery.

**AT TAMPA BAY (10/10):** 5 carries for 25 yards (5.0 avg.); 10 receptions for 74 yards (7.4 avg.) and 2 TDs.

- Caught a 24-yard TD pass from QB Jacoby Brissett in the 1st quarter.
- Caught a 1-yard TD pass from QB Jacoby Brissett in the 3rd quarter.
- His 10 receptions tied for the most by a Dolphins RB in a single game.
- Became the 1st player in team history whose primary position was RB to have multiple games with at least 2 TD receptions.

**AT N.Y. JETS (11/21):** 23 carries for 89 yards (3.9 avg.); 3 receptions for 7 yards (2.3 avg.) and 1 TD.

- Caught a 5-yard TD pass from QB Tua Tagovailoa in the 4th quarter.

**VS. CAROLINA (11/28):** 16 carries for 49 yards (3.1 avg.) and 2 TDs; 2 receptions for 3 yards (1.5 avg.).

- Scored on a 3-yard TD run in the 2nd quarter to extend Miami's lead to 21-7.
- Scored on a 3-yard TD run in the 3rd quarter to extend Miami's lead to 27-10.

#### 2020 (MIAMI):

- Played in 10 games with 7 starts.
- 142 carries for 584 yards (4.1 avg.) and 3 TDs.
- 41 receptions for 388 yards (9.5 avg.) and 2 TDs.
- Spent 1 game on the Reserve/COVID-19 list.
- Activated off injured reserve on Dec. 5.
- Missed 4 games after being placed on injured reserve on Nov. 5.

- His 97.2 scrimmage yards per game were 10th in the NFL (min. 10 games).

**AT SAN FRANCISCO (10/11):** 16 carries for 57 yards (3.6 avg.) and 1 TD; 5 receptions for 34 yards (6.8 avg.).

- Scored on a 1-yard TD run in the 1st quarter to extend Miami's lead to 14-0.

**VS. L.A. RAMS (11/1):** 18 carries for 47 yards (2.6 avg.) and 1 TD; 3 receptions for 16 yards (5.3 avg.).

- Scored on a 1-yard TD run in the 2nd quarter to extend Miami's lead to 28-7.

**AT LAS VEGAS (12/26):** 14 carries for 87 yards (6.2 avg.); 5 receptions for 82 yards (16.4 avg.) and 2 TDs.

- Caught a 10-yard TD pass from QB Tua Tagovailoa in the 3rd quarter to even the score at 13-13.

- Hauled in a 59-yard TD pass from QB Ryan Fitzpatrick in the 4th quarter to give Miami a 23-22 lead.

- Became the 1st Dolphins RB to have 2 receiving TDs in a game since RB Reggie Bush had 2 on Dec. 23, 2012 vs. Buffalo.

- His 169 scrimmage yards were the most by a Dolphin since RB Kenyan Drake vs. New England (Dec. 11, 2017).

#### 2019 (MIAMI):

- Played in 7 games.
- Inactive for 8 games.
- Missed the final game of the season after being placed on injured reserve on Dec. 24.
- 36 carries for 133 yards (3.7 avg.) and 1 TD.
- 7 receptions for 51 yards (7.3 avg.).

**AT INDIANAPOLIS (11/10):** Played but did not record any stats.

- Made his NFL debut.

**AT N.Y. GIANTS (12/15):** 9 carries for 43 (4.8 avg.); 2 receptions for 29 yards (14.5 avg.).

**VS. CINCINNATI (12/22):** 16 carries for 55 yards (3.4 avg.) and 1 TD; 1 reception for 3 yards.

- Scored his 1st career TD on a 2-yard run in the 4th quarter to extend Miami's lead to 35-12.

### BEFORE THE NFL

#### COLLEGE (WASHINGTON):

- 4-year starter (2015-18).

**CAREER:** Played in 52 games with 40 starts; 945 carries for 5,323 yards (5.6 avg.) and 57 TDs; 65 receptions for 465 yards (7.2 avg.) and 5 TDs; 6 kickoff returns for 90 yards (15.0 avg.); 1-of-1 passing for 2 yards and 1 TD.

- Finished his career as Washington's all-time leader in rushing yards (5,323), rushing TDs (57) and total TDs (62).
- His 5,323 rushing yards and 57 rushing TDs are both 3rd in Pac-12 history.
- Became the 1st player in Pac-12 history to record 1,000 rushing yards in 4 seasons.
- Became the 2nd player in FBS history to record 1,200 rushing yards in 4 seasons.

**SENIOR (2018):** Started 12 games; 259 carries for 1,268 yards (4.9 avg.) and 12 TDs; 21 receptions for 77 yards (3.7 avg.) and 1 TD; 4 kickoff returns for 74 yards (18.5 avg.); 1-of-1 passing for 2 yards and 1 TD.

- 2nd-team All-Pac-12.
- His 1,268 rushing yards were 4th in the Pac-12.
- His 12 rushing TDs were tied for 2nd in the Pac-12.

**JUNIOR (2017):** Played in all 13 games with 11 starts; 222 carries for 1,380 yards (6.2 avg.) and 21 TDs; 19 receptions for 232 yards (12.2 avg.) and 3 TDs; 1 kickoff return for 5 yards.

- 2nd-team All-Pac-12.
- His 21 rushing TDs led the Pac-12.

**SOPHOMORE (2016):** Played in all 14 games with 11 starts; 237 carries for 1,373 yards (5.8 avg.) and 10 TDs; 19 receptions for 137 yards (7.2 avg.) and 1 TD.

- 1st-team All-Pac-12.
- His 1,373 rushing yards ranked 3rd in the Pac-12.

**TRUE FRESHMAN (2015):** Played in all 13 games with 6 starts; 227 carries for 1,302 yards (5.7 avg.) and 14 TDs; 6 receptions for 19 yards (3.2 avg.); 1 kickoff return for 11 yards.

- Freshman All-American.
- Honorable mention All-Pac-12.
- His 14 rushing TDs were 3rd in the Pac-12.
- His 1,302 rushing yards were 4th in the Pac-12.
- Became the 1st true freshman in school history to rush for 1,000 yards.

### HIGH SCHOOL (O'DEA HS – SEATTLE, WASH.)

- Played running back, safety and outside linebacker.
- Also lettered in track.
- Won state title in 100-meters in 2015.

**SENIOR (2014):** 109 carries for 1,567 yards (14.4 avg.) and 25 TDs.

- 1st-team all-state at running back.
- 2nd-team all-state at all-purpose/returner.
- 1st-team all-region.
- 1st-team all-area.
- 1st-team all-metro at running back and safety.

**JUNIOR (2013):** Rushed for over 2,000 yards.

- 1st-team all-area.
- 1st-team all-league.

**SOPHOMORE (2012):**

- 1st-team all-metro at running back and outside linebacker.

### OFF THE FIELD

#### COMMUNITY:

- Rode the 25-mile Fort Lauderdale Ride in the 2020 Dolphins Cancer Challenge.
- In 2019, collaborated with fellow Dolphins rookies and Neighbors4Neighbors to sponsor four South Florida families with holiday gifts and game tickets.

#### PERSONAL:

- **MAJOR:** American ethnic studies.

### MYLES GASKIN'S NFL REGULAR SEASON STATS

YEAR	TEAM	GP		RUSHING							RECEIVING			
		GS	ATT	YDS	AVG	LG	TD	REC	YDS	AVG	LG	TD		
2019	MIAMI	7	0	36	133	3.7	27	1	7	51	7.3	20	0	
2020	MIAMI	10	7	142	584	4.1	26	3	41	388	9.5	59t	2	
2021	MIAMI	17	10	173	612	3.5	30	3	49	234	4.8	24t	4	
<b>NFL TOTALS</b>		<b>34</b>	<b>17</b>	<b>351</b>	<b>1329</b>	<b>3.8</b>	<b>30</b>	<b>7</b>	<b>97</b>	<b>673</b>	<b>6.9</b>	<b>59t</b>	<b>6</b>	

#### ADDITIONAL STATS

Miscellaneous Fumble Recoveries: 1 in 2021.

#### SINGLE-GAME CAREER HIGHS

<b>Rushes:</b>	23	at N.Y. Jets, 11/21/21
<b>Rushing Yards:</b>	91	vs. N.Y. Jets, 10/18/20
<b>Longest Rush:</b>	30	vs. N.Y. Jets, 12/19/21
<b>Rushing TDs:</b>	2	vs. Carolina, 11/28/21
<b>Receptions:</b>	10	at Tampa Bay, 10/10/21
<b>Receiving Yards:</b>	82	at Las Vegas, 12/26/20
<b>Longest Reception:</b>	59t	at Las Vegas, 12/26/20
<b>Receiving TDs:</b>	2	Twice, last: at Tampa Bay, 10/10/21

#### 2019 GAME-BY-GAME STATS (MIAMI)

DATE	OPPONENT	P/S	ATT	YDS	AVG	LG	TD
09/08	BALTIMORE						INACTIVE
09/15	NEW ENGLAND						INACTIVE
09/22	at Dallas						INACTIVE
09/29	L.A. CHARGERS						INACTIVE
10/13	WASHINGTON						INACTIVE
10/20	at Buffalo						INACTIVE
10/28	at Pittsburgh						INACTIVE
11/03	N.Y. JETS						INACTIVE
11/10	at Indianapolis	1/0	0	0	0.0	0	0
11/17	BUFFALO	1/0	1	0	0.0	0	0
11/24	at Cleveland	1/0	4	10	2.5	4	0
12/01	PHILADELPHIA	1/0	2	20	10.0	11	0
12/08	at N.Y. Jets	1/0	4	5	1.3	6	0
12/15	at N.Y. Giants	1/0	9	43	4.8	27	0
12/22	CINCINNATI	1/0	16	55	3.4	15	1
12/29	at New England						INJURED RESERVE
<b>2019 TOTALS</b>		<b>7/0</b>	<b>36</b>	<b>133</b>	<b>3.7</b>	<b>27</b>	<b>1</b>

## 2020 GAME-BY-GAME STATS (MIAMI)

DATE	OPPONENT	P/S	ATT	YDS	AVG	LG	TD
09/13	at New England	1/0	9	40	4.4	10	0
09/20	BUFFALO	1/0	7	46	6.6	14	0
09/24	at Jacksonville	1/1	22	66	3.0	15	0
10/04	SEATTLE	1/1	10	40	4.0	11	0
10/11	at San Francisco	1/1	16	57	3.6	21	1
10/18	N.Y. JETS	1/1	18	91	5.1	15	0
11/01	L.A. RAMS	1/1	18	47	2.6	6	1
11/08	at Arizona						
11/15	N.Y. JETS						
11/22	at Denver						
11/29	at N.Y. Jets						
12/06	CINCINNATI	1/1	21	90	4.3	26	0
12/13	KANSAS CITY						
12/20	NEW ENGLAND	1/0	14	87	6.2	24	0
12/26	at Las Vegas	1/0	14	87	6.2	24	0
01/03	at Buffalo	1/1	7	20	2.9	7	1
<b>2020 TOTALS</b>		<b>10/7</b>	<b>142</b>	<b>584</b>	<b>4.1</b>	<b>26</b>	<b>3</b>

## 2021 GAME-BY-GAME STATS (MIAMI)

DATE	OPPONENT	P/S	ATT	YDS	AVG	LG	TD
09/12	at New England	1/1	9	49	5.4	15	0
09/19	BUFFALO	1/1	5	25	5.0	18	0
09/26	at Las Vegas	1/0	13	65	5.0	15	0
10/03	INDIANAPOLIS	1/0	2	3	1.5	3	0
10/10	at Tampa Bay	1/1	5	25	5.0	13	0
10/17	at Jacksonville	1/1	5	9	1.8	4	0
10/24	ATLANTA	1/0	15	67	4.5	16	0
10/31	at Buffalo	1/1	12	36	3.0	7	0
11/07	HOUSTON	1/1	20	34	1.7	6t	1
11/11	BALTIMORE	1/1	14	31	2.2	11	0
11/21	at N.Y. Jets	1/1	23	89	3.9	20	0
11/28	CAROLINA	1/1	16	49	3.1	8	2
12/05	N.Y. GIANTS	1/1	15	44	2.9	6	0
12/19	N.Y. JETS	1/0	10	54	5.4	30	0
12/27	at New Orleans	1/0	3	10	3.3	5	0
01/02	at Tennessee	1/0	5	23	4.6	8	0
01/09	NEW ENGLAND	1/0	1	-1	-1.0	-1	0
<b>2021 TOTALS</b>		<b>17/10</b>	<b>173</b>	<b>612</b>	<b>3.5</b>	<b>6t</b>	<b>3</b>



# 88 MIKE GESICKI

TIGHT END // 6-6 // 247 // PENN STATE '18  
 ACQUIRED: D2, '18  
 HOMETOWN: MANAHAWKIN, N.J. // BORN: 10/3/95  
 NFL: FOURTH SEASON // DOLPHINS: FOURTH SEASON

## NFL CAREER

### TRANSACTIONS:

- 2nd-round pick (42nd overall) by Miami in the 2018 NFL Draft.

### CAREER HIGHLIGHTS:

- Played in 64 career games with 30 starts.
- 199 receptions for 2,255 yards (11.3 avg.) and 13 TDs.
- His 2,255 career receiving yards rank 3rd in Dolphins history among tight ends.

### DOLPHINS ALL-TIME RECEIVING YARDS LEADERS (TIGHT ENDS)

PLAYER	YEARS	REC	YDS	TDs
1. Randy McMichael	2002-06	283	3,096	18
2. Bruce Hardy	1978-89	256	2,455	25
3. <b>MIKE GESICKI</b>	<b>2018-21</b>	<b>199</b>	<b>2,255</b>	<b>13</b>
4. Anthony Fasano	2008-12; 2017	189	2,211	24
5. Keith Jackson	1992-94	146	1,880	18

- His 199 career receptions rank 3rd in Dolphins history among tight ends.

### DOLPHINS ALL-TIME RECEPTIONS LEADERS (TIGHT ENDS)

PLAYER	YEARS	REC	YDS	TDs
1. Randy McMichael	2002-06	283	3,096	18
2. Bruce Hardy	1978-89	256	2,455	25
3. <b>MIKE GESICKI</b>	<b>2018-21</b>	<b>199</b>	<b>2,255</b>	<b>13</b>
4. Anthony Fasano	2008-12; 2017	189	2,211	24
5. Charles Clay	2011-14	161	1,809	14

- His 73 receptions in 2021 were 5th in the NFL among tight ends.

### NFL TIGHT END RECEIVING LEADERS (2021)

PLAYER	TEAM	REC	YDS	TDs
1. Mark Andrews	Bal.	107	1,361	9
2. Travis Kelce	KC	92	1,125	9
3. Dalton Schultz	Dal.	78	808	8
4. Zach Ertz	Ari.	74	763	5
5. <b>MIKE GESICKI</b>	<b>MIA.</b>	<b>73</b>	<b>780</b>	<b>2</b>

- His 73 receptions in 2021 are tied for most in a single season by a Dolphins tight end:

### DOLPHINS SINGLE-SEASON TIGHT END RECEPTIONS LEADERS

PLAYER	YEAR	REC	YDS	TDs
1. Randy McMichael	2004	73	791	4
<b>MIKE GESICKI</b>	<b>2021</b>	<b>73</b>	<b>780</b>	<b>2</b>
3. Charles Clay	2013	69	759	6
4. Randy McMichael	2006	62	640	3
5. Randy McMichael	2005	60	582	5

- His 758 receiving yards in 2021 are 2nd-most in a single season by a Dolphins tight end:

### DOLPHINS SINGLE-SEASON TIGHT END RECEIVING LEADERS

PLAYER	YEAR	REC	YDS	TDs
1. Randy McMichael	2004	73	791	4
2. <b>MIKE GESICKI</b>	<b>2021</b>	<b>73</b>	<b>780</b>	<b>2</b>
3. <b>MIKE GESICKI</b>	<b>2020</b>	<b>53</b>	<b>703</b>	<b>6</b>
4. Keith Jackson	1994	59	673	7
5. Randy McMichael	2006	62	640	3

- His 703 receiving yards in 2020 ranked 4th in the NFL among tight ends:

### NFL TIGHT END RECEIVING YARDS LEADERS (2020)

PLAYER	TEAM	REC	YDS	TDs
1. Travis Kelce	KC	105	1,416	11
2. Darren Waller	LV	107	1,196	9
3. T.J. Hockenson	Det.	67	723	6
4. <b>MIKE GESICKI</b>	<b>MIA.</b>	<b>53</b>	<b>703</b>	<b>6</b>
5. Mark Andrews	Bal.	58	701	7

- His 51 receptions and 570 receiving yards in 2019 were both 5th-most among AFC tight ends that season:

### AFC TIGHT END RECEIVING LEADERS (2019)

PLAYER	TEAM	REC	YDS	TDs
1. Travis Kelce	KC	97	1,229	5
2. Darren Waller	Oak.	90	1,145	3
3. Mark Andrews	Bal.	64	852	10
4. Hunter Henry	LAC	55	652	5
5. <b>MIKE GESICKI</b>	<b>MIA.</b>	<b>51</b>	<b>570</b>	<b>5</b>

- His 22 receptions and 202 receiving yards in 2018 were 3rd in team history among rookie tight ends:

### DOLPHINS ROOKIE TIGHT END RECEIVING LEADERS

PLAYER	YEAR	REC	YDS	AVG
1. Ferrell Edmunds	1988	33	575	17.4
2. Randy McMichael	2002	39	485	12.4
3. <b>MIKE GESICKI</b>	<b>2018</b>	<b>22</b>	<b>202</b>	<b>9.2</b>
4. Joe Rose	1980	13	149	11.5
5. Donald Lee	2003	7	110	15.7

## 2021 (MIAMI):

- Played in all 17 games with 9 starts.
- 73 receptions for 780 yards (10.7 avg.) and 2 TDs.
- 2 miscellaneous tackles.

## VS. INDIANAPOLIS (10/3): 5 receptions for 57 yards (11.4 avg.) and 1 TD.

- Caught a 1-yard TD pass from QB Jacoby Brissett in the 4th quarter.



**AT JACKSONVILLE IN LONDON (10/17):** 8 receptions for 115 yards (14.4 avg.).

- Posted the 2nd 100-yard receiving game of his career.

**VS. ATLANTA (10/24):** 7 receptions for 85 yards (12.1 avg.) and 1 TD.

- Caught a 6-yard TD pass from QB Tua Tagovailoa in the 3rd quarter.

## 2020 (MIAMI):

- Played in 15 games with 9 starts.
- Inactive for 1 game.
- 53 receptions for 703 yards (13.3 avg.) and 6 TDs.
- His 703 receiving yards were 2nd-most in a single season by a Dolphins tight end and 4th-most among NFL tight ends in 2020.

**VS. BUFFALO (9/20):** 8 receptions for 130 yards (16.3 avg.) and 1 TD.

- His 130 receiving yards set a new Dolphins record for tight ends in a single game.
- It was the 1st 100-yard game of his career.

**VS. CINCINNATI (12/6):** 9 receptions for 88 yards (9.8 avg.) and 1 TD.

- Caught a 5-yard TD pass from QB Tua Tagovailoa in the 3rd quarter to extend Miami's lead to 13-7.

**VS. KANSAS CITY (12/13):** 5 receptions for 65 yards (13.0 avg.) and 2 TDs.

- Caught a 7-yard TD pass from QB Tua Tagovailoa in the 1st quarter to give Miami a 7-0 lead.
- Caught a 29-yard TD pass from QB Tua Tagovailoa in the 4th quarter.

## 2019 (MIAMI):

- Played in all 16 games with 5 starts.
- 51 receptions for 570 yards (11.2 avg.) and 5 TDs.
- His 51 receptions and 570 receiving yards were both 5th-most among AFC tight ends.
- Had 5 TD receptions in the final 6 games, tied for the 2nd-most by any NFL player in that span.

**VS. PHILADELPHIA (12/1):** 5 receptions for 79 yards (15.8 avg.) and 1 TD.

- Caught a 14-yard TD from QB Ryan Fitzpatrick in the 3rd quarter.

**VS. CINCINNATI (12/22):** 6 receptions for 82 yards (13.7 avg.) and 2 TDs.

- Caught a 31-yard TD from QB Ryan Fitzpatrick in the 2nd quarter to give Miami a 21-3 lead.
- Caught a 13-yard TD from QB Ryan Fitzpatrick in the 3rd quarter to extend Miami's lead to 28-6.
- It was the 1st multi-score game of his career.

**AT NEW ENGLAND (12/29):** 4 receptions for 34 yards (8.5 avg.) and 1 TD.

- Caught a game-winning 5-yard TD pass from QB Ryan Fitzpatrick with 24 seconds remaining.

## 2018 (MIAMI):

- Played in all 16 games with 7 starts.
- 22 receptions for 202 yards (9.2 avg.).
- His 22 receptions and 202 receiving yards were 3rd in team history among rookie tight ends.

**VS. TENNESSEE (9/9):** 1 reception for 11 yards (11.0 avg.).

- Caught an 11-yard pass from QB Ryan Tannehill for his 1st career reception.

- Made NFL debut.

**VS. OAKLAND (9/23):** 3 receptions for 31 yards (10.3 avg.).

**VS. DETROIT (10/21):** 3 receptions for 44 yards (14.7 avg.).

## BEFORE THE NFL

### COLLEGE (PENN STATE):

- 4-year letterman (2014-17) and 3-year starter.

**CAREER:** Played in 51 games with 36 starts; 129 receptions for 1,481 yards (11.5 avg.) and 15 TDs.

- Finished his career with at least 1 reception in 27 straight games.
- His 129 receptions were 9th overall in Penn State history and the most among tight ends.
- His 1,481 receiving yards were the most in Penn State history by a tight end and 17th by a player at any position.
- His 15 receiving TDs were the most in Penn State history by a tight end and 9th by a player at any position.

**SENIOR (2017):** Started all 13 games; 57 receptions for 563 yards (9.9 avg.) and 9 TDs.

- 2nd-team All-American.
- 1st-team All-Big Ten.
- Finalist for the John Mackey Award (nation's top tight end).
- His 9 receiving TDs were 3rd in the Big Ten and the most by a tight end in Penn State history.
- His 4.4 receptions per game were 6th in the Big Ten.

- Finished 3rd in receptions (57), 4th in receiving TDs (9) and 5th in receiving yards (563) among FBS tight ends.

- Caught a TD pass in 5 straight games.

**JUNIOR (2016):** Started all 14 games; 48 receptions for 679 yards (14.2 avg.) and 5 TDs.

- 3rd-team All-American.
- 2nd-team All-Big Ten.
- His 48 receptions led the Big Ten and were 7th nationally among tight ends.

- His 679 receiving yards led all Big Ten tight ends, were 7th nationally at the position and set a single-season tight end school record.

**SOPHOMORE (2015):** Played in 11 games with 8 starts; 13 receptions for 125 yards (9.6 avg.) and 1 TD.

**TRUE FRESHMAN (2014):** Played in all 13 games with 1 start; 11 receptions for 114 yards (10.4 avg.).

- Big Ten All-Freshman Team.

### HIGH SCHOOL (SOUTHERN REGIONAL HS – MANAHAWKIN, N.J.)

- Became the school's all-time leading receiver with 103 receptions for 1,817 yards (17.6 avg.) and 16 TDs.
- Also played basketball and volleyball.
- Became the school's all-time leading scorer in basketball with 1,867 points.
- Won the state's 2014 dunk contest.
- Helped his school win a state title in basketball.

**SENIOR (2013):** 33 receptions for 530 yards (16.1 avg.) and 4 TDs.

- All-American.
- All-state.

**JUNIOR (2012):** 50 receptions for 954 yards (19.1 avg.) and 9 TDs.

- Helped his team finish as state runner-ups.

**SOPHOMORE (2011):** 16 receptions for 276 yards (17.3 avg.) and 3 TDs.

## OFF THE FIELD

### COMMUNITY:

**2021:**

- Volunteered at the Miami Dolphins Food Relief Program Thanksgiving meal distribution with

Feeding South Florida to provide 1,000 meal boxes to South Florida families.

**2019:**

- In 2019, volunteered at the annual Dolphins holiday gift event through Football Unites and spent time with the 200 members of South Florida families.

### PERSONAL:

- **PRONUNCIATION:** Last name is pronounced guh-sick-EE.
- **MAJOR:** Advertising and public relations.

## MIKE GESICKI'S NFL REGULAR SEASON STATS

YEAR	TEAM	GP	GS	RECEIVING					RUSHING				
				REC	YDS	AVG	LG	TD	ATT	YDS	AVG	LG	TD
2018	MIAMI	16	7	22	202	9.2	27	0	0	0.0	0	0	
2019	MIAMI	16	5	51	570	11.2	34	5	0	0.0	0	0	
2020	MIAMI	15	9	53	703	13.3	70	6	0	0.0	0	0	
2021	MIAMI	17	9	73	780	10.7	40	2	0	0.0	0	0	
<b>NFL TOTALS</b>		<b>64</b>	<b>30</b>	<b>199</b>	<b>2255</b>	<b>11.3</b>	<b>70</b>	<b>13</b>	<b>0</b>	<b>0</b>	<b>0.0</b>	<b>0</b>	<b>0</b>

### ADDITIONAL STATS

Miscellaneous Tackles: 1 in 2018, 2 in 2019, 2 in 2021 for total of 5.

### SINGLE-GAME CAREER HIGHS

**Receptions:** 10 at Las Vegas, 9/26/21  
**Receiving Yards:** 130 vs. Buffalo, 9/20/20  
**Longest Reception:** 70 at San Francisco, 10/11/20  
**Receiving TDs:** 2 Twice, last: vs. Kansas City, 12/13/20

### 100-YARD RECEIVING GAMES (2)

DATE	OPPONENT	REC	YDS	AVG	LG	TD
9/20/20	BUFFALO	8	130	16.3	27	1
10/17/21	at Jacksonville	8	115	14.4	32	0

### 2018 GAME-BY-GAME STATS (MIAMI)

DATE	OPPONENT	P/S	REC	YDS	AVG	LG	TD
09/09	TENNESSEE	1/1	1	11	11.0	11	0
09/16	at N.Y. Jets	1/0	0	0	0.0	-	0
09/23	OAKLAND	1/0	3	31	10.3	19	0
09/30	at New England	1/0	1	9	9.0	9	0
10/07	at Cincinnati	1/1	3	26	8.7	16	0
10/14	CHICAGO	1/0	1	11	11.0	11	0
10/21	DETROIT	1/0	3	44	14.7	27	0
10/25	at Houston	1/1	4	14	3.5	10	0
11/04	N.Y. JETS	1/0	0	0	0.0	-	0
11/11	at Green Bay	1/0	1	5	5.0	5	0
11/25	at Indianapolis	1/1	1	5	5.0	5	0
12/02	BUFFALO	1/0	0	0	0.0	-	0
12/09	NEW ENGLAND	1/1	0	0	0.0	-	0
12/16	at Minnesota	1/1	2	23	11.5	14	0
12/23	JACKSONVILLE	1/0	1	5	5.0	5	0
12/30	at Buffalo	1/1	1	18	18.0	18	0
<b>2018 TOTALS</b>		<b>16/7</b>	<b>22</b>	<b>202</b>	<b>9.2</b>	<b>27</b>	<b>0</b>

### 2019 GAME-BY-GAME STATS (MIAMI)

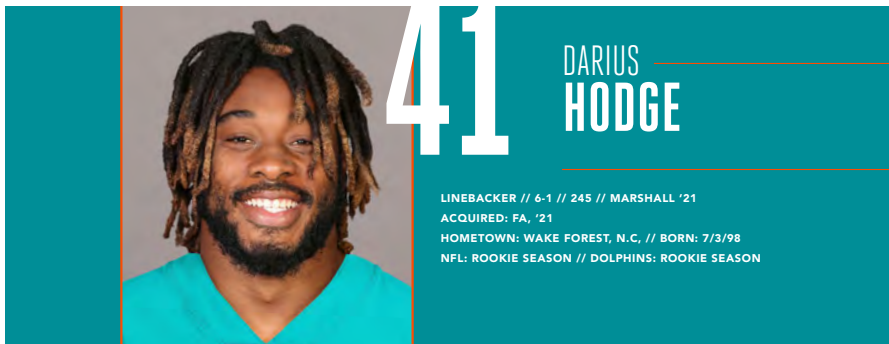
DATE	OPPONENT	P/S	REC	YDS	AVG	LG	TD
09/08	BALTIMORE	1/0	2	31	15.5	26	0
09/15	NEW ENGLAND	1/0	1	11	11.0	11	0
09/22	at Dallas	1/0	3	9	3.0	5	0
09/29	L.A. CHARGERS	1/1	0	0	0.0	-	0
10/13	WASHINGTON	1/0	3	51	17.0	30	0
10/20	at Buffalo	1/0	4	41	10.3	17	0
10/28	at Pittsburgh	1/0	2	10	5.0	5	0
11/03	N.Y. JETS	1/0	6	95	15.8	34	0
11/10	at Indianapolis	1/1	3	28	9.3	12	0
11/17	BUFFALO	1/0	4	18	4.5	10	0
11/24	at Cleveland	1/0	3	28	9.3	11t	1
12/01	PHILADELPHIA	1/1	5	79	15.8	21	1
12/08	at N.Y. Jets	1/1	1	6	6.0	6	0
12/15	at N.Y. Giants	1/0	4	47	11.8	24	0
12/22	CINCINNATI	1/1	6	82	13.7	31t	2
12/29	at New England	1/0	4	34	8.5	14	1
<b>2019 TOTALS</b>		<b>16/5</b>	<b>51</b>	<b>570</b>	<b>11.2</b>	<b>34</b>	<b>5</b>

### 2020 GAME-BY-GAME STATS (MIAMI)

DATE	OPPONENT	P/S	REC	YDS	AVG	LG	TD
09/13	at New England	1/1	3	30	10.0	18	0
09/20	BUFFALO	1/1	8	130	16.3	27	1
09/24	at Jacksonville	1/1	1	15	15.0	15t	1
10/04	SEATTLE	1/0	1	15	15.0	15	0
10/11	at San Francisco	1/0	5	91	18.2	70	0
10/18	N.Y. JETS	1/1	0	0	0.0	0	0
11/01	L.A. RAMS	1/0	1	8	8.0	8	0
11/08	at Arizona	1/1	3	42	14.0	19	0
11/15	L.A. CHARGERS	1/0	2	40	20.0	23	0
11/22	at Denver	1/1	4	43	10.8	25	0
11/29	at N.Y. Jets	1/1	2	35	17.5	22	1
12/06	CINCINNATI	1/1	9	88	9.8	20	1
12/13	KANSAS CITY	1/1	5	65	13.0	29t	2
12/20	NEW ENGLAND		INACTIVE				
12/26	at Las Vegas	1/0	4	54	13.5	31	0
01/03	at Buffalo	1/0	5	47	9.4	23	0
<b>2020 TOTALS</b>		<b>15/9</b>	<b>53</b>	<b>703</b>	<b>13.3</b>	<b>70</b>	<b>6</b>

## 2021 GAME-BY-GAME STATS (MIAMI)

DATE	OPPONENT	P/S	REC	YDS	AVG	LG	TD
09/12	at New England	1/0	0	0	0.0	-	0
09/19	BUFFALO	1/0	3	41	13.7	18	0
09/26	at Las Vegas	1/0	10	86	8.6	27	0
10/03	INDIANAPOLIS	1/0	5	57	11.4	22	1
10/10	at Tampa Bay	1/1	4	43	10.8	23	0
10/17	at Jacksonville	1/1	8	115	14.4	32	0
10/24	ATLANTA	1/1	7	85	12.1	27	1
10/31	at Buffalo	1/0	3	48	16.0	40	0
11/07	HOUSTON	1/1	4	54	13.5	18	0
11/11	BALTIMORE	1/0	0	0	0.0	-	0
11/21	at N.Y. Jets	1/1	5	50	10.0	26	0
11/28	CAROLINA	1/1	3	17	5.7	7	0
12/05	N.Y. GIANTS	1/0	7	46	6.6	17	0
12/19	N.Y. JETS	1/1	5	43	8.6	20	0
12/27	at New Orleans	1/1	3	22	7.3	12	0
01/02	at Tennessee	1/0	4	51	12.8	15	0
01/09	NEW ENGLAND	1/1	2	22	11.0	13	0
<b>2021 TOTALS</b>		<b>17/9</b>	<b>73</b>	<b>780</b>	<b>10.7</b>	<b>40</b>	<b>2</b>



# DARIUS HODGE

LINEBACKER // 6-1 // 245 // MARSHALL '21  
 ACQUIRED: FA, '21  
 HOMETOWN: WAKE FOREST, N.C. // BORN: 7/3/98  
 NFL: ROOKIE SEASON // DOLPHINS: ROOKIE SEASON

## NFL CAREER

### TRANSACTIONS:

- Awarded off waivers to Miami on Nov. 5, 2021.
- Waived by Cincinnati on Nov. 4, 2021
- Signed by Cincinnati as an undrafted college free agent on May 14, 2021.

### CAREER HIGHLIGHTS:

- Played in 4 career games.

### 2021 (CINCINNATI/MIAMI):

- Inactive for 7 games with Miami.
- Missed 2 games with Miami after being placed on the Reserve/Suspended list.
- Awarded to Miami off waivers on Nov. 5.
- Played in 4 games with Cincinnati.

**VS. MINNESOTA (9/12):** Played but did not record any stats.

- Made his NFL Debut.

**JUNIOR (2020):** Started all 10 games; 63 tackles (19 solo), 6.5 sacks, 1 pass defended, 1 fumble recovery and 1 forced fumble.

- 1st-team All-Conference USA

**SOPHOMORE (2019):** Played in 13 games with 12 starts; 41 tackles (11 solo) and 7.0 sacks.

- His 7.0 sacks were a team-high.
- Honorable mention All-Conference USA.

**REDSHIRT FRESHMAN (2018):** Played in 11 games; 13 tackles (7 solo), 2.0 sacks, 1 fumble recovery and 1 pass defended.

- Redshirted in 2017.

### HIGH SCHOOL (WAKE FOREST HS – WAKE FOREST, N.C.)

**SENIOR (2016):** 136 tackles, 9 sacks, 8 interceptions, 7 blocked punts and 2 forced fumbles.

- Won the 2016 4AA state championship as a senior
- 4AA state championship game MVP.

## OFF THE FIELD

### PERSONAL:

- **MAJOR:** Exercise science.

## BEFORE THE NFL


### COLLEGE (MARSHALL):

- 3-year letterman (2018-20) and 2-year starter.

**CAREER:** Played in 34 games with 22 starts; 117 tackles (37 solo), 15.5 sacks, 2 passes defended, 1 forced fumbles and 2 fumble recoveries.

## DARIUS HODGE'S NFL REGULAR SEASON STATS

YEAR	TEAM	GP	GS	TACKLES					INTERCEPTIONS					FUMBLES		
				TOT	SOLO	ASST	SK	YDS	INT	YDS	LG	TD	PD	FF	FR	
2021	CINCINNATI	4	0	0	0	0	0.0	0.0	0	0	0	0	0	0	0	0
	MIAMI	0	0	0	0	0	0.0	0.0	0	0	0	0	0	0	0	0
<b>NFL TOTALS</b>		<b>4</b>	<b>0</b>	<b>0</b>	<b>0</b>	<b>0</b>	<b>0.0</b>	<b>0.0</b>	<b>0</b>	<b>0</b>	<b>0</b>	<b>0</b>	<b>0</b>	<b>0</b>	<b>0</b>	<b>0</b>



# 8

## JEVON HOLLAND

SAFETY // 6-1 // 207 // OREGON '21

ACQUIRED: D2A, '21

HOMETOWN: COQUITLAM, CANADA // BORN: 3/3/00

NFL: ROOKIE SEASON // DOLPHINS: ROOKIE SEASON

### NFL CAREER

#### TRANSACTIONS:

- 2nd-round pick (36th overall) by Miami in the 2021 NFL Draft.

#### CAREER HONORS:

- NFL Way to Play Award (vs. Atlanta, 10/24/21)

#### CAREER HIGHLIGHTS:

- Played in 16 career games with 13 starts.
- 68 tackles (47 solo), 2.5 sacks, 2 interceptions, 10 passes defended and 1 fumble recovery.
- 12 punt returns for 92 yards (7.7 avg.).
- 1 solo special teams tackle.

#### 2021 (MIAMI):

- Played in 16 games with 13 starts.
- Inactive for 1 game.
- 68 tackles (47 solo), 2.5 sacks, 2 interceptions, 10 passes defended and 1 fumble recovery.
- 12 punt returns for 92 yards (7.7 avg.).
- 1 solo special teams tackle.
- 2 miscellaneous fumble recoveries.

#### AT NEW ENGLAND (9/12): 2 solo tackles.

- Made his NFL debut.

#### VS. HOUSTON (11/7): 2 tackles (1 solo), 1 interception and 1 pass defended; 3 punt returns for 31 yards (10.3 avg.).

- Intercepted QB Tyrod Taylor on 3rd-and-1 in the 1st quarter.
- It was his 1st career interception.

#### VS. BALTIMORE (11/11): 5 tackles (4 solo), 1 sack and 2 passes defended; 1 punt return for 4 yards.

- Sacked QB Lamar Jackson on 3rd-and-9 in the 3rd quarter.

#### VS. CAROLINA (11/28): 1 assisted tackle, 1 pass defended and 1 interception; 2 punt returns for 19 yards (9.5 avg.).

- Intercepted QB Cam Newton on 3rd-and-5 in the 2nd quarter.

#### HONORS:

- NFL Way to Play Award (vs. Atlanta, 10/24)

### BEFORE THE NFL

#### COLLEGE (OREGON):

- 2-year letterman (2018-19) and 1-year starter.

#### CAREER: Played in 27 games with 16 starts; 110

tackles (72 solo), 9 interceptions and 19 passes defended; 1 interception return for a TD; 17 punt returns for 244 yards (14.4 avg.).

- Became the 1st player since Jairus Byrd (2006-07) to lead the team in interceptions in consecutive seasons (2018-19) at Oregon.
- His 9 interceptions from 2018-19 were tied for 3rd most in the FBS in that span.

#### JUNIOR (2020): Did not play.

**SOPHOMORE (2019):** Started all 14 games; 66 tackles (40 solo), 4 interceptions and 8 passes defended; 1 interception return for a TD; 16 punt returns for 244 yards (15.3 avg.).

- 1st-team All-Pac 12.

**TRUE FRESHMAN (2018):** Played in all 13 games with 2 starts; 44 tackles (32 solo), 5 interceptions and 11 passes defended; 1 punt return for 0 yards.

#### HIGH SCHOOL (BISHOP O'DOWD HS - OAKLAND, CALIF.)

- Also played wide receiver.

**SENIOR (2017):** 34 tackles, 5 interceptions and 9 passes defended; 35 receptions for 1,012 receiving yards (28.9 avg.) and 12 TDs; 23 punt returns for 506 yards (22.0 avg.) and 5 TDs.

- East Bay Player of the Year.
- North Coast Section Co-Defensive Player of the Year.

### OFF THE FIELD

#### COMMUNITY:

##### 2021:

- Along with fellow Dolphins rookies, teamed up with Neighbors4Neighbors to provide South Florida families with holiday gifts.
- Volunteered at the Miami Dolphins Food Relief Program Thanksgiving meal distribution with Feeding South Florida to provide 1,000 meal boxes to South Florida families.

#### PERSONAL:

- **MAJOR:** Ethnic studies.
- His father, John Robert Holland, played in the CFL for the BC Lions (1990, 1996 and 1997), Edmonton (1993-95) and Saskatchewan Roughriders (1996), and also spent time with San Francisco on the practice squad (1993).
- His older brother, Jamirr Holland, spent time in the CFL with the Montreal Alouettes (2019).

### JEVON HOLLAND'S NFL REGULAR SEASON DEFENSIVE STATS

YEAR	TEAM	GP	GS	TACKLES					INTERCEPTIONS					FUMBLES	
				TOT	SOLO	ASST	SK	YDS	INT	YDS	LG	TD	PD	FF	FR
2021	MIAMI	16	13	68	47	21	2.5	24.0	2	0	0	0	10	0	1
NFL TOTALS		16	13	68	47	21	2.5	24.0	2	0	0	0	10	0	1

### JEVON HOLLAND'S NFL REGULAR SEASON RETURNING STATS

YEAR	TEAM	KICKOFF RETURN					PUNT RETURN					
		KR	YDS	AVG	LG	TD	PR	FC	YDS	AVG	LG	TD
2021	MIAMI	0	0	0.0	-	0	12	14	92	7.7	16	0
NFL TOTALS		0	0	0.0	-	0	12	14	92	7.7	16	0

#### ADDITIONAL STATS

Special Teams Tackles: 1 in 2021.

Miscellaneous Fumble Recoveries: 2 in 2021.

#### SINGLE-GAME CAREER HIGHS

<b>Tackles:</b>	7	Twice, last: at Tennessee, 1/2/22
<b>Sacks:</b>	1	Twice, last: vs. Baltimore, 11/11/21
<b>Interceptions:</b>	1	Twice, last: vs. Carolina, 11/28/21
<b>Passes Defensed:</b>	2	Twice, last: vs. N.Y. Giants, 12/5/21



# 86 MACK HOLLINS

WIDE RECEIVER // 6-4 // 221 // NORTH CAROLINA '17

ACQUIRED: WAL., '19 (PHI.)

HOMETOWN: ROCKVILLE, MD. // BORN: 9/16/93

NFL: FIFTH SEASON // DOLPHINS: SECOND SEASON

## NFL CAREER

### TRANSACTIONS:

- Awarded off waivers to Miami on Dec. 4, 2019.
- Waived by Philadelphia on Dec. 3, 2019.
- 4th-round pick (118th overall) by Philadelphia in the 2017 NFL Draft.

### CAREER HIGHLIGHTS:

- Played in 65 career games with 8 starts.
- 56 receptions for 750 yards (13.4 avg.) and 6 TDs.
- 19 special teams tackles (13 solo).
- 3 miscellaneous tackles.

### 2021 (MIAMI):

- Played in all 17 games with 3 starts.
- 14 receptions for 223 yards (15.9 avg.) and 4 TDs.
- 9 special teams tackles (7 solo).
- 1 miscellaneous tackle.
- Served as a team captain.

**VS. HOUSTON (11/7):** 3 receptions for 22 yards (7.3 avg.) and 1 TD.

- Caught a 5-yard TD pass from QB Jacoby Brissett in the 2nd quarter.

**AT N.Y. JETS (11/21):** 2 receptions for 72 yards (36.0 avg.) and 1 TD.

- Hauled in a 65-yard TD pass from QB Tua Tagovailoa in the 3rd quarter.

**VS. N.Y. GIANTS (12/5):** 1 reception for 5 yards and 1 TD.

- Caught a 5-yard TD pass from QB Tua Tagovailoa in the 2nd quarter to give Miami a 10-3 lead.

### 2020 (MIAMI):

- Played in 16 games with 2 starts.
- 16 receptions for 176 yards (11.0 avg.) and 1 TD.
- 3 special teams tackles (1 solo).

**AT ARIZONA (11/8):** 1 reception for 11 yards and 1 TD.

- Hauled in an 11-yard TD pass from QB Tua Tagovailoa in the 4th quarter to even the score 31-31.
- His TD reception in the 4th quarter was his 1st reception with the Dolphins.

**VS. KANSAS CITY (12/13):** 5 receptions for 66 yards (13.2 avg.).

**AT LAS VEGAS (12/26):** 2 receptions for 42 yards (21.0 avg.).

- Hauled in a 34-yard pass from QB Ryan Fitzpatrick in the 4th quarter to set up the game-winning FG by K Jason Sanders.

### 2019 (PHILADELPHIA/MIAMI):

- Played in 4 games with Miami.
- 1 assisted special teams tackle with Miami.
- Awarded off waivers to Miami on Dec. 4.
- Played in 12 games with 3 starts for Philadelphia.
- 10 receptions for 125 yards (12.5 avg.) with Philadelphia.
- 1 solo special teams tackle with Philadelphia.
- 1 miscellaneous tackle with Philadelphia.

**AT ATLANTA (9/15):** 5 receptions for 50 yards (10.0 avg.).

**VS. DETROIT (9/22):** 4 receptions for 62 yards (15.5 avg.).

- Made his 1st NFL start.

**AT N.Y. JETS (12/8):** Played but did not record any stats.

- Made his Dolphins debut.

### 2018 (PHILADELPHIA):

- Missed the entire season after being placed on injured reserve on Sept. 6.

### 2017 (PHILADELPHIA):

- Played in all 16 games.
- 16 receptions for 226 yards (14.1 avg.) and 1 TD.
- 5 special teams tackles (4 solo).
- 1 miscellaneous tackle.

**AT WASHINGTON (9/10):** Played but did not record any stats.

- Made his NFL debut.

**AT KANSAS CITY (9/17):** 3 receptions for 32 yards (10.7 avg.).

- Made his 1st NFL reception.

**VS. WASHINGTON (10/23):** 1 reception for 64 yards and 1 TD.

- Hauled in a 64-yard TD reception from QB Carson Wentz for his 1st career TD.

### POSTSEASON:

**NFC DIVISIONAL VS. ATLANTA (1/13):** 1 reception for 9 yards.

**NFC CHAMPIONSHIP VS. MINNESOTA (1/21):** Played but did not record any stats.

**SUPER BOWL LII VS. NEW ENGLAND (2/4):** Played but did not record any stats.

## BEFORE THE NFL

### COLLEGE (NORTH CAROLINA):

• 4-year letterman (2013-16) and 3-year starter.  
**CAREER:** Played in 47 games with 18 starts; 81 receptions for 1,667 yards (20.6 avg.) and 20 TDs; 24 special teams tackles (18 solo).

• Was a special teams captain for all 4 seasons.  
 • His 20 receiving TDs ranked 3rd in school history.  
 • His 20.6 yards per reception were a school record.

**SENIOR (2016):** Played in 7 games with 4 starts; 16 receptions for 309 yards (19.3 avg.) and 4 TDs; 1 solo special teams tackle.

**JUNIOR (2015):** Played in all 14 games with 5 starts; 30 receptions for 745 yards (24.8 avg.) and 8 TDs; 6 special teams tackles (4 solo).

• 2nd-team All-ACC.  
 • His 24.8 yards per reception led the nation.

**SOPHOMORE (2014):** Played in all 13 games with 8 starts; 35 receptions for 613 yards (17.5 avg.) and 8 TDs; 7 special teams tackles (6 solo).

• Honorable mention All-ACC.

**REDSHIRT FRESHMAN (2013):** Played in all 13 games; 10 special teams tackles (7 solo).

• Joined the team as a walk-on and redshirted the 2012 season.

## HIGH SCHOOL (FORK UNION MILITARY ACADEMY – FORK UNION, VA.)

• Attended Fork Union Military Academy (Va.) following high school graduation from Wootton HS.

• Also played lacrosse and basketball.

### SENIOR (2011 AT WOOTTON HS):

• Played wide receiver and defensive back.

## OFF THE FIELD

### COMMUNITY:

#### 2021:

• As an ambassador for Special Olympics, participated in a class visit for Day of Persons with Disabilities.

• Volunteered at the Miami Dolphins Food Relief Program Thanksgiving meal distribution with Feeding South Florida to provide 1,000 meal boxes to South Florida families.

• Joined the Dolphins Challenge Cancer board.

#### 2019:

• Volunteered at the annual Dolphins holiday gift event through Football Unites and spent time with the 200 members of South Florida families.

### PERSONAL:

• **MAJOR:** Exercise and sport science.

### MACK HOLLINS' NFL REGULAR SEASON STATS

YEAR	TEAM	GP	GS	RECEIVING					RUSHING				
				REC	YDS	AVG	LG	TD	ATT	YDS	AVG	LG	TD
2017	PHILADELPHIA	16	0	16	226	14.1	64t	1	0	0	0.0	-	0
2018	PHILADELPHIA	INJURED RESERVE											
2019	PHILADELPHIA	12	3	10	125	12.5	20	0	0	0	0.0	-	0
	MIAMI	4	0	0	0	0.0	0	0	0	0	0.0	-	0
2020	MIAMI	16	2	16	176	11.0	34	1	0	0	0.0	-	0
2021	MIAMI	17	3	14	223	15.9	65t	4	0	0	0.0	0	0
<b>NFL TOTALS</b>		<b>65</b>	<b>8</b>	<b>56</b>	<b>750</b>	<b>13.4</b>	<b>65t</b>	<b>6</b>	<b>0</b>	<b>0</b>	<b>0.0</b>	<b>0</b>	<b>0</b>

### MACK HOLLINS' NFL PLAYOFF STATS

YEAR	TEAM	GP	GS	RECEIVING					RUSHING				
				REC	YDS	AVG	LG	TD	ATT	YDS	AVG	LG	TD
2017	PHILADELPHIA	3	0	1	9	9.0	9	0	0	0	0.0	0	0
<b>PLAYOFF TOTALS</b>		<b>3</b>	<b>0</b>	<b>1</b>	<b>9</b>	<b>9.0</b>	<b>9</b>	<b>0</b>	<b>0</b>	<b>0</b>	<b>0.0</b>	<b>0</b>	<b>0</b>

### ADDITIONAL STATS

**Special Teams Tackles:** (Philadelphia) 5 in 2017, 1 in 2019, (Miami) 1 in 2019, 3 in 2020, 9 in 2021 for total of 19.

**Miscellaneous Tackles:** (Philadelphia) 1 in 2019, (Miami) 2 in 2021 for total of 3.

### SINGLE-GAME CAREER HIGHS

**Receptions:** 5 Twice, last: vs. Kansas City, 12/13/20

**Receiving Yards:** 72 at N.Y. Jets, 11/21/21

**Longest Rec.:** 65t at N.Y. Jets, 11/21/21

**TD Receptions:** 1 6 times, last: vs. N.Y. Giants, 12/5/21



## 2017 GAME-BY-GAME STATS (PHILADELPHIA)

DATE	OPPONENT	P/S	REC	YDS	AVG	LG	TD
09/10	at Washington	1/0	0	0	0.0	0	0
09/17	at Kansas City	1/0	3	32	10.7	13	0
09/24	N.Y. GIANTS	1/0	0	0	0.0	0	0
10/01	at L.A. Chargers	1/0	0	0	0.0	0	0
10/08	ARIZONA	1/0	0	0	0.0	0	0
10/12	at Carolina	1/0	2	38	19.0	20	0
10/23	WASHINGTON	1/0	1	64	64.0	64t	1
10/29	SAN FRANCISCO	1/0	2	30	15.0	24	0
11/05	DENVER	1/0	1	8	8.0	8	0
11/19	at Dallas	1/0	1	7	7.0	7	0
11/26	CHICAGO	1/0	2	12	6.0	8	0
12/03	at Seattle	1/0	1	10	10.0	10	0
12/10	at L.A. Rams	1/0	0	0	0.0	0	0
12/17	at N.Y. Giants	1/0	0	0	0.0	0	0
12/25	OAKLAND	1/0	0	0	0.0	0	0
12/31	DALLAS	1/0	3	25	8.3	12	0
<b>2017 TOTALS</b>		<b>16/0</b>	<b>16</b>	<b>226</b>	<b>14.1</b>	<b>64t</b>	<b>1</b>

DATE	OPPONENT	P/S	REC	YDS	AVG	LG	TD
01/13	ATLANTA*	1/0	1	9	9.0	9	0
01/21	MINNESOTA**	1/0	0	0	0.0	0	0
02/04	vs. New England***	1/0	0	0	0.0	0	0
<b>PLAYOFF TOTALS</b>		<b>3/0</b>	<b>1</b>	<b>9</b>	<b>9.0</b>	<b>9</b>	<b>0</b>

\* NFC Divisional game

\*\* NFC Championship

\*\*\* Super Bowl LII

## 2018 GAME-BY-GAME STATS (PHILADELPHIA)

DATE	OPPONENT	P/S	REC	YDS	AVG	LG	TD
09/06	ATLANTA						
09/16	at Tampa Bay						
09/23	INDIANAPOLIS						
09/30	at Tennessee						
10/07	MINNESOTA						
10/11	at N.Y. Giants						
10/21	CAROLINA						
10/28	at Jacksonville						
11/11	DALLAS						
11/18	at New Orleans						
11/25	N.Y. GIANTS						
12/03	WASHINGTON						
12/09	at Dallas						
12/16	at L.A. Rams						
12/23	HOUSTON						
12/30	at Washington						
<b>2018 TOTALS</b>		<b>0/0</b>	<b>0</b>	<b>0</b>	<b>0.0</b>	<b>-</b>	<b>0</b>

## 2019 GAME-BY-GAME STATS (PHILADELPHIA/MIAMI)

DATE	OPPONENT	P/S	REC	YDS	AVG	LG	TD
09/08	WASHINGTON	1/0	0	0	0.0	0	0
09/15	at Atlanta	1/0	5	50	10.0	17	0
09/22	DETROIT	1/1	4	62	15.5	20	0
09/26	at Green Bay	1/0	1	13	13.0	13	0
10/06	N.Y. JETS	1/1	0	0	0.0	0	0
10/13	at Minnesota	1/0	0	0	0.0	0	0
10/20	at Dallas	1/0	0	0	0.0	0	0
10/27	at Buffalo	1/1	0	0	0.0	0	0
11/03	CHICAGO	1/0	0	0	0.0	0	0
11/17	NEW ENGLAND	1/0	0	0	0.0	0	0
11/24	SEATTLE	1/0	0	0	0.0	0	0
12/01	at Miami	1/0	0	0	0.0	0	0
<b>PHILADELPHIA TOTALS</b>		<b>12/3</b>	<b>10</b>	<b>125</b>	<b>12.5</b>	<b>20</b>	<b>0</b>
12/08	at N.Y. Jets	1/0	0	0	0.0	0	0
12/15	at N.Y. Giants	1/0	0	0	0.0	0	0
12/22	CINCINNATI	1/0	0	0	0.0	0	0
12/29	at New England	1/0	0	0	0.0	0	0
<b>MIAMI TOTALS</b>		<b>4/0</b>	<b>0</b>	<b>0</b>	<b>0.0</b>	<b>0</b>	<b>0</b>
<b>2019 TOTALS</b>		<b>15/3</b>	<b>10</b>	<b>125</b>	<b>12.5</b>	<b>20</b>	<b>0</b>

## 2020 GAME-BY-GAME STATS (MIAMI)

DATE	OPPONENT	P/S	REC	YDS	AVG	LG	TD
09/13	at New England	1/0	0	0	0.0	0	0
09/20	BUFFALO	1/0	0	0	0.0	0	0
09/24	at Jacksonville	1/0	0	0	0.0	0	0
10/04	SEATTLE	1/0	0	0	0.0	0	0
10/11	at San Francisco	1/0	0	0	0.0	0	0
10/18	N.Y. JETS	1/0	0	0	0.0	0	0
11/01	L.A. RAMS	1/0	0	0	0.0	0	0
11/08	at Arizona	1/0	1	11	11.0	11t	1
11/15	L.A. CHARGERS	1/0	1	1	1.0	1	0
11/22	at Denver	1/0	1	9	9.0	9	0
11/29	at N.Y. Jets	1/0	2	19	9.5	12	0
12/06	CINCINNATI	1/0	1	7	7.0	7	0
12/13	KANSAS CITY	1/0	5	66	13.2	23	0
12/20	NEW ENGLAND	1/1	2	18	9.0	10	0
12/26	at Las Vegas	1/1	2	42	21.0	34	0
01/03	at Buffalo	1/0	1	3	3.0	3	0
<b>2020 TOTALS</b>		<b>16/2</b>	<b>16</b>	<b>176</b>	<b>11.0</b>	<b>34</b>	<b>1</b>

## 2021 GAME-BY-GAME STATS (MIAMI)

DATE	OPPONENT	P/S	REC	YDS	AVG	LG	TD
09/12	at New England	1/0	0	0	0.0	-	0
09/19	BUFFALO	1/0	0	0	0.0	-	0
09/26	at Las Vegas	1/0	0	0	0.0	-	0
10/03	INDIANAPOLIS	1/0	0	0	0.0	-	0
10/10	at Tampa Bay	1/0	1	10	10.0	10	0
10/17	at Jacksonville	1/1	4	61	15.3	20	0
10/24	ATLANTA	1/0	2	13	6.5	9	1
10/31	at Buffalo	1/0	0	0	0.0	-	0
11/07	HOUSTON	1/1	3	22	7.3	10	1
11/11	BALTIMORE	1/0	0	0	0.0	-	0
11/21	at N.Y. Jets	1/0	2	72	36.0	65t	1
11/28	CAROLINA	1/0	0	0	0.0	-	0
12/05	N.Y. GIANTS	1/0	1	5	5.0	5t	1
12/19	N.Y. JETS	1/0	0	0	0.0	-	0
12/27	at New Orleans	1/0	1	40	40.0	40	0
01/02	at Tennessee	1/0	0	0	0.0	-	0
01/09	NEW ENGLAND	1/0	0	0	0.0	-	0
<b>2021 TOTALS</b>		<b>17/3</b>	<b>14</b>	<b>223</b>	<b>15.9</b>	<b>65t</b>	<b>4</b>



## NFL CAREER

### TRANSACTIONS:

- 2nd-round pick (38th overall) by Miami in the 2016 NFL Draft.

### CAREER HONORS:

- 2021 Pro Bowl selection.
- AFC Defensive Player of the Week (vs. Baltimore, 11/11/21).
- 2020 1st-team All-Pro.
- 2020 1st-team PFWA All-NFL.
- 2020 1st-team PFWA All-AFC.
- 2020 Pro Bowl selection.
- 2020 Dan Marino Team MVP Award.
- No. 55 on the NFL Network Top 100 list in 2019.
- 2018 Pro Bowl selection.
- 2018 Dan Marino Team MVP Award.
- AFC Defensive Player of the Week (vs. Buffalo, 12/2/18).
- AFC Defensive Player of the Week (vs. New England, 12/11/17).

### CAREER HIGHLIGHTS:

- Played in 72 career games with 71 starts.
- 241 tackles (187 solo), 2 sacks, 27 interceptions, 70 passes defended, 4 forced fumbles and 3 fumble recoveries; 2 interception returns for TDs; 1 fumble return for a TD.
- His 27 interceptions since 2016 lead the league:

#### MOST INTERCEPTIONS (2016-PRESENT)

PLAYER	TEAM	INT
1. <b>XAVIEN HOWARD</b>	<b>MIA.</b>	<b>27</b>
2. J.C. Jackson	NE	25
3. Marcus Peters	Bal.	23
Kevin Byard	Ten.	23
5. Justin Simmons	Den.	21

- His 10 interceptions in 2020 led the NFL and were the most in a season since 2007 when San Diego CB Antonio Cromartie had 10:

#### NFL INTERCEPTION LEADERS (2020)

PLAYER	TEAM	INT	YDS	TD
1. <b>XAVIEN HOWARD</b>	<b>MIAMI</b>	<b>10</b>	<b>77</b>	<b>0</b>
2. J.C. Jackson	New England	9	80	0
3. Tyrann Mathieu	Kansas City	6	70	1
4. Justin Simmons	Denver	5	90	0
Quandre Diggs	Seattle	5	57	0
Harrison Smith	Minnesota	5	33	0

- Intercepted passes in 5 consecutive games (11/15/20-12/13/20), which is tied for the longest streak in Dolphins history.
- Tied for the NFL lead with 7 interceptions in 2018:

#### NFL INTERCEPTION LEADERS (2018)

PLAYER	TEAM	INT	YDS	TD
1. <b>XAVIEN HOWARD</b>	<b>MIAMI</b>	<b>7</b>	<b>54</b>	<b>0</b>
Kyle Fuller	Chicago	7	52	0
Damontae Kazee	Atlanta	7	52	0
4. Eddie Jackson	Chicago	6	81	2

- His 7 interceptions in 2018 were tied for 9th in single-season team history.
- His 3 multi-interception games in 2018 is a Dolphins single-season record.
- Became the 4th player and 2nd CB in team history to have multiple years with 7-plus interceptions.
- Became 1st player in Dolphins history to have multiple interceptions in consecutive games when he had two interceptions in games vs. Denver on 12/3/17 and vs. New England on 12/11/17. He did it again at Indianapolis on 11/25/18 and vs. Buffalo on 12/2/18.
- Was 1 of just 4 NFL players to post at least 5 passes defended in a game in the 2017 season when he had 5 passes defended vs. Denver on 12/3/17.
- On 12/11/17 vs. New England, he became 1st player to intercept Patriots QB Tom Brady twice in the same game since Indianapolis' Mike Adams on Nov. 16, 2014.

### 2021 (MIAMI):

- Started 16 games.
- Inactive for 1 game.
- 50 tackles (39 solo), 1 sack, 5 interceptions, 15 passes defended, 2 forced fumbles and 2 fumble recoveries; 1 interception return for a TD; 1 fumble return for a TD.

**AT NEW ENGLAND (9/12):** 5 tackles (4 solo), 1 forced fumble and 1 fumble recovery.

- Forced a RB Damien Harris fumble inside the 10-yard line and recovered it in the 4th quarter with 3:35 remaining to preserve the win.

**VS. BALTIMORE (11/11):** 5 solo tackles, 1 forced fumble and 1 fumble recovery; 1 fumble return for a TD.

- Forced a WR Sammy Watkins fumble on 3rd-

and-10 in the 4th quarter and returned it 49 yards for a TD.

**VS. CAROLINA (11/28):** 1 solo tackle, 1 interception and 1 pass defended.

- Intercepted a QB Cam Newton pass intended for WR DJ Moore on 2nd-and-15 in the 2nd quarter.

**VS. NEW ENGLAND (1/9):** 3 solo tackles, 1 interception and 1 pass defended; 1 interception return for a TD.

- Intercepted a QB Mac Jones pass intended for WR Jakobi Meyers on 3rd-and-1 in the 1st quarter and returned it 37 yards for a TD to extend Miami's lead to 14-0.

#### **PRO BOWL:**

- Selected to start the Pro Bowl for the 3rd time in his career.
- Became the 2nd Dolphins cornerback to start 3+ Pro Bowls, joining Sam Madison (1999-2001).

#### **HONORS:**

- AFC Defensive Player of the Week (vs. Baltimore, 11/11).

### **2020 (MIAMI):**

- Started all 16 games.
- 51 tackles (40 solo), 10 interceptions, 20 passes defended and 1 forced fumble.
- His 10 interceptions in 2020 tied the single-season franchise record set by CB Dick Westmoreland in 1967 and were the most by an NFL player since 2007 (Antonio Cromartie).

**AT SAN FRANCISCO (10/11):** 2 tackles (1 solo), 1 interception and 2 passes defended.

- Intercepted a QB Jimmy Garoppolo pass intended for WR Deebo Samuel and returned it 29 yards in the 2nd quarter.

**VS. L.A. CHARGERS (11/15):** 3 tackles (1 solo), 1 interception and 2 passes defended.

- Intercepted a QB Justin Herbert pass intended for WR Mike Williams in the 4th quarter.

**AT N.Y. JETS (11/29):** 3 tackles (2 solo), 1 interception and 3 passes defended.

- Intercepted a QB Sam Darnold pass intended for WR Breshad Perriman in the 4th quarter.

#### **PRO BOWL:**

- Selected to start the Pro Bowl for the 2nd time in his career.
- Became the 4th Dolphins cornerback to earn multiple Pro Bowl selections, joining Sam Madison (1999-2002), Patrick Surtain (2002-04) and Brent Grimes (2013-15).

#### **HONORS:**

- 1st-team All-Pro.
- 1st-team PFWA All-NFL.
- 1st-team PFWA All-AFC.
- Recipient of the Dan Marino Team MVP Award.

### **2019 (MIAMI):**

- Started 5 games.
- Inactive for 2 games.
- Missed the rest of the season after being placed on injured reserve on Oct. 30.
- 17 tackles (12 solo), 1 interception and 4 passes defended.

**VS. NEW ENGLAND (9/15):** 4 tackles (3 solo) and 1 pass defended.

**VS. L.A. CHARGERS (9/29):** 5 tackles (4 solo).

**AT PITTSBURGH (10/29):** 1 solo tackle, 1 interception and 3 passes defended.

- Intercepted QB Mason Rudolph on Pittsburgh's first possession.

#### **HONORS:**

- No. 55 on the NFL Network Top 100 list.

### **2018 (MIAMI):**

- Started 12 games.
- Inactive for 4 games.
- 35 tackles (25 solo), 7 interceptions, 12 passes defended and 1 fumble recovery.
- Tied for the NFL lead with 7 interceptions.
- His 7 interceptions were tied for 9th in single-season team history.
- Set a Dolphins single-season record with 3 multi-interception games.

**VS. OAKLAND (9/23):** 1 solo tackle, 2 interceptions and 3 passes defended.

- Intercepted a QB Derek Carr pass intended for WR Amari Cooper in the 1st quarter.

- Picked off QB Derek Carr in the end zone with 2:59 remaining in the game.

**AT INDIANAPOLIS (11/25):** 5 solo tackles, 2 interceptions and 3 passes defended.

- Intercepted QB Andrew Luck at Miami's 40-yard line with 1:00 remaining in the 2nd quarter.

- Picked off Luck again on the next play at Miami's 13-yard line with 46 seconds remaining in the 1st half.

- Became 1st NFL player with interceptions on back-to-back plays since Broncos S Darian Stewart on Nov. 16, 2016 and 1st Dolphins player to do it since S Mike Kozlowski on Dec. 19, 1981.

**VS. BUFFALO (12/2):** 4 tackles (3 solo), 2 interceptions and 2 passes defended.

- Intercepted QB Josh Allen in the end zone as time expired in the 2nd quarter.

- Picked off QB Josh Allen again on 3rd-and-10 at Miami's 41-yard line in the 3rd quarter.

#### **PRO BOWL:**

- Selected to start the Pro Bowl for the 1st time in his career.
- Extended the team's streak to 21 consecutive seasons with a defensive player selected.
- Became the 4th Dolphins cornerback to earn a Pro Bowl selection, joining Sam Madison (1999-2002), Patrick Surtain (2002-04) and Brent Grimes (2013-15).

#### **HONORS:**

- 2nd-team All-Pro.
- PFWA All-AFC cornerback.
- Recipient of the Dan Marino Team MVP Award.
- AFC Defensive Player of the Week (vs. Buffalo, 12/2).

### **2017 (MIAMI):**

- Started all 16 games.
- 48 tackles (42 solo), 1 sack, 4 interceptions and 13 passes defended; 1 interception return for a TD.
- His 4 interceptions were tied for 8th in the AFC and 12th in the NFL.

**VS. DENVER (12/3):** 1 tackle, 2 interceptions and 5 passes defended.

- Intercepted QB Trevor Siemian and returned it 30 yards for a TD in the 2nd quarter.
- Picked off Siemian again in the 4th quarter.
- It was the first 2 regular-season interceptions of his career.
- Was 1 of just 4 NFL players to post at least 5 passes defended in a game in the 2017 season.

**VS. NEW ENGLAND (12/11):** 2 interceptions.

- Intercepted QB Tom Brady on 3rd-and-10 in the 1st quarter.
- Picked off Brady again on 3rd-and-16 in the 3rd quarter and returned the ball 29 yards.
- Became 1st player in Dolphins history to have multiple interceptions in consecutive games.
- Became 1st player to intercept Brady twice in the same game since Indianapolis' Mike Adams on Nov. 16, 2014.

**AT BUFFALO (12/17):** 4 solo tackles and 1 sack.

- Sacked QB Tyrod Taylor for a loss of 11 yards in the 3rd quarter, the first sack of his career.

**HONORS:**

- AFC Defensive Player of the Week (vs. New England, 12/11).

**2016 (MIAMI):**

- Played in 7 games with 6 starts.
- Inactive for 9 games.
- 40 tackles (29 solo), 6 passes defended and 1 forced fumble.

**AT SEATTLE (9/11):** 11 tackles (6 solo).

- Started in his NFL debut.
- Became 1st Dolphins rookie to start Week 1 at cornerback since Sean Smith (2009).
- His 11 tackles were a season high.

**VS. CLEVELAND (9/25):** 6 solo tackles, 1 pass defended and 1 forced fumble.

- Forced a fumble from WR Ricardo Lewis in the 3rd quarter.

**AT N.Y. JETS (12/17):** 3 solo tackles and 3 passes defended.

**POSTSEASON:**

**AFC WILD CARD AT PITTSBURGH (1/8):** 5 tackles (3 solo), 1 interception and 2 passes defended.

- Broke up a pass intended for WR Antonio Brown on 3rd-and-10 in the 4th quarter.
- Intercepted QB Ben Roethlisberger on 3rd-and-8 and returned it 11 yards in the 4th quarter.
- Became the 2nd rookie in team history to record an interception in a playoff game (Troy Vincent, 1992).

**BEFORE THE NFL**

**COLLEGE (BAYLOR):**

- 3-year letterman (2013-15) and 2-year starter.

**CAREER:** Played in 39 games with 26 starts; 98 tackles (84 solo), 1.5 sacks, 10 interceptions, 33 passes defended, 1 forced fumble and 1 fumble recovery.

- Part of the most successful 4-year span in school history, winning two conference titles (2013-14), two bowl games and compiling 40 wins.

**JUNIOR (2015):** Started all 13 games; 42 tackles (37 solo), 5 interceptions, 15 passes defended and 1 fumble recovery.

- His 5 interceptions led the team

- Consensus 1st-team All-Big 12.

**SOPHOMORE (2014):** Started all 13 games; 51 tackles (42 solo), 1.5 sacks, 4 interceptions and 13 passes defended.

- His 17 passes defended were 2nd in the Big 12 and 11th nationally.

- His 4 interceptions were tied for 3rd in the Big 12.

- Honorable mention All-Big 12.

**REDSHIRT FRESHMAN (2013):** Played all 13 games; 5 solo tackles, 1 interception, 1 pass defended and 1 forced fumble.

- Redshirted in 2012.

**HIGH SCHOOL (WHEATLEY HS – HOUSTON, TEXAS)**

- Played defensive back and quarterback.

- Also participated in basketball and ran track.

**SENIOR (2011):** 32 solo tackles, 9 interceptions and 33 pass breakups.

- Returned 2 interceptions for TDs.

- 1st-team all-state

**OFF THE FIELD**

**COMMUNITY:**

**2021:**

- Sponsored his 2nd annual holiday bike giveaway for youth in the Miami Gardens community.

- Hosted a Thanksgiving meal distribution at the Boys & Girls Club of Broward for 35 South Florida families.

**2020:**

- Hosted a holiday bike giveaway for 100 Miami Gardens youth.

- Purchased food from Sunday's Eatery in Miami Gardens and distributed meals and masks to community members during the COVID-19 pandemic.

**2019:**

- In 2019, visited Baptist Hospital to surprise kids with holiday gifts and provided Thanksgiving meals to 20 local families in collaboration with Generational Cure, a local nonprofit dedicated to issues facing today's youth.

**2018:**

- Hosted a youth football camp in his hometown of Houston in 2018.

**2017:**

- Cheered on participants at the 7th annual Dolphins Cancer Challenge in February.
- Helped surprise 100 underprivileged children with their own beds from Ashley HomeStore.

- Annually participates in the AARP Foundation Million Meal Pack to pack more than 1 million meals in a single day for the South Florida senior community.

- Helped spearhead a clothing and food drive for Hurricane Harvey victims in his hometown of Houston.

**PERSONAL:**

- **PRONUNCIATION:** First name is pronounced EX-ay-vee-n.

- **MAJOR:** Health, kinesiology and leisure studies.

### XAVIEN HOWARD'S NFL REGULAR SEASON STATS

YEAR	TEAM	GP	GS	TACKLES				INTERCEPTIONS					FUMBLES		
				TOT	SOLO	ASST	SK	YDS	INT	YDS	LG	TD	PD	FF	FR
2016	MIAMI	7	6	40	29	11	0.0	0.0	0	0	0	0	6	1	0
2017	MIAMI	16	16	48	42	6	1.0	11.0	4	71	30t	1	13	0	0
2018	MIAMI	12	12	35	25	10	0.0	0.0	7	52	39	0	12	0	1
2019	MIAMI	5	5	17	12	5	0.0	0.0	1	0	0	0	4	0	0
2020	MIAMI	16	16	51	40	11	0.0	0.0	10	77	29	0	20	1	0
2021	MIAMI	16	16	50	39	11	1.0	0.0	5	54	37t	1	15	2	2
<b>NFL TOTALS</b>		<b>72</b>	<b>71</b>	<b>241</b>	<b>187</b>	<b>54</b>	<b>2.0</b>	<b>11.0</b>	<b>27</b>	<b>254</b>	<b>39</b>	<b>2</b>	<b>70</b>	<b>4</b>	<b>3</b>

### XAVIEN HOWARD'S NFL PLAYOFF STATS

YEAR	TEAM	GP	GS	TACKLES				INTERCEPTIONS					FUMBLES		
				TOT	SOLO	ASST	SK	YDS	INT	YDS	LG	TD	PD	FF	FR
2016	MIAMI	1	1	5	3	2	0.0	0.0	1	11	11	0	2	0	0
<b>PLAYOFF TOTALS</b>		<b>1</b>	<b>1</b>	<b>5</b>	<b>3</b>	<b>2</b>	<b>0.0</b>	<b>0.0</b>	<b>1</b>	<b>11</b>	<b>11</b>	<b>0</b>	<b>2</b>	<b>0</b>	<b>0</b>

#### ADDITIONAL STATS

**Defensive Touchdowns:** 30-yard interception return vs. Denver (12/3/17), 49-yard fumble return vs. Baltimore (11/11/21), 37-yard interception return vs. New England (1/9/22).

#### SINGLE-GAME CAREER HIGHS

- Tackles:** 11 at Seattle, 9/11/16
- Sacks:** 1 Twice, last: at New Orleans, 12/27/21
- Interceptions:** 2 5 times, last: vs. Buffalo, 12/2/18
- Passes Defensed:** 5 vs. Denver, 12/3/17
- Fumble Recoveries:** 1 3 times, last: vs. Baltimore, 11/11/21
- Forced Fumbles:** 1 4 times, last: vs. Baltimore, 11/11/21



# 68

## ROBERT HUNT

GUARD/TACKLE // 6-6 // 327 // LOUISIANA-LAFAYETTE '20  
ACQUIRED: D2A, '20  
HOMETOWN: BURKEVILLE, TEXAS // BORN: 8/25/96  
NFL: SECOND SEASON // DOLPHINS: SECOND SEASON

### NFL CAREER

#### TRANSACTIONS:

- 2nd-round pick (39th overall) by Miami in the 2020 NFL Draft.

#### CAREER HIGHLIGHTS:

- Played in 33 career games with 28 starts – 17 at right guard and 11 at right tackle.

#### 2021 (MIAMI):

- Started all 17 games at right guard.
- 1 miscellaneous fumble recovery.

**AT NEW ENGLAND (9/12):** Started at right guard.

**AT JACKSONVILLE IN LONDON (10/17):** Started at right guard.

- Protected QB Tua Tagovailoa as the team did not allow a sack.

**AT N.Y. JETS (11/21):** Started at right guard.

- Protected QB Tua Tagovailoa as the team did not allow a sack.

#### 2020 (MIAMI):

- Played in all 16 games with 11 starts at right tackle.

**AT NEW ENGLAND (9/13):** Played but did not record any stats.

- Made his NFL debut.

**AT SAN FRANCISCO (10/11):** Started at right tackle.

- Protected QB Ryan Fitzpatrick who posted the 3rd-best QB rating (154.5) in team history (min. 20 att.).

- Made his 1st NFL start.

**VS. NEW ENGLAND (12/20):** Started at right tackle.

- Helped the team rush for 250 yards, which was Miami's most since Dec. 24, 2016 at Buffalo and the most allowed by New England since Nov. 24, 2013.

### BEFORE THE NFL

#### COLLEGE (LOUISIANA-LAFAYETTE):

- 4-year starter (2016-19).

**CAREER:** Started 45 games.

**SENIOR (2019):** Started 7 games.

- Helped the offense rank 1st in the Sun Belt and 5th in the nation allowing just 1.07 sacks per game, and 3rd in the nation with 6.28 yards per carry.

- 1st-team All-Sun Belt.

**JUNIOR (2018):** Started all 14 games.

- 2nd-team All Sun Belt.

**SOPHOMORE (2017):** Started 11 games – 9 at left guard and 2 at left tackle.

**REDSHIRT FRESHMAN (2016):** Started all 13 games at left guard.

- Redshirted in 2015.

#### HIGH SCHOOL (BURKEVILLE HS – BURKEVILLE, TEXAS)

- Also played basketball and earned 1st-team all-district honors.

**SENIOR (2014):**

- 1st-team all-district.

**JUNIOR (2013):**

- 1st-team all-district.
- Also averaged 18.9 points per game and 11.0 rebounds named 1st-team all-district in basketball.

### OFF THE FIELD

#### COMMUNITY:

**2021:**

- Visited his alma mater Burkeville Elementary School in Texas to surprise families with holiday gifts.


#### PERSONAL:

- **MAJOR:** General studies.

### ROBERT HUNT'S NFL REGULAR SEASON STATS

GAMES/STARTS: 2020: 16/11, 2021: 17/17

NFL TOTALS: 33/28



# 8 ALLEN HURNS

WIDE RECEIVER // 6-3 // 195 // MIAMI (FL) '14  
ACQUIRED: FA, '19  
HOMETOWN: MIAMI, FLA. // BORN: 11/12/91  
NFL: SEVENTH SEASON // DOLPHINS: SECOND SEASON

## NFL CAREER

### TRANSACTIONS:

- Signed by Miami on July 26, 2019.
- Released by Dallas on July 24, 2019.
- Signed by Dallas on March 26, 2018.
- Released by Jacksonville on March 20, 2018.
- Signed by Jacksonville as an undrafted college free agent on May 13, 2014.

### CAREER HIGHLIGHTS:

- Played in 82 career games with 56 starts.
- 241 receptions for 3,380 yards (14.0 avg.) and 25 TDs.
- Had a streak of 7 consecutive games with a TD reception in 2015 (Sept. 27 – Nov. 15).
- Became the 1st player in NFL history to record 2 TDs in the 1st quarter of his NFL debut on Sept. 7, 2014 at Philadelphia.
- Joined WR Charles Rogers (Sept. 17, 2003) as the only NFL players to score on each of their first 2 career receptions when he did so on Sept. 7, 2014 at Philadelphia.

### 2021 (MIAMI):

- Missed the entire season after being placed on injured reserve on Aug. 17.

### 2020 (MIAMI):

- Opted out of the 2020 season.

### 2019 (DALLAS/MIAMI):

- Played in 14 games with 7 starts with Miami.
- Inactive for 2 games with Miami.
- 32 receptions for 416 yards (13.0 avg.) and 2 TDs with Miami.
- Spent the offseason with Dallas.

**AT PITTSBURGH (10/28):** 1 reception for 12 yards and 1 TD.

- Caught a 12-yard TD pass from QB Ryan Fitzpatrick in the 1st quarter.
- It was his 1st TD with the Dolphins.

**AT CLEVELAND (11/24):** 4 receptions for 42 yards (10.5 avg.) and 1 TD.

- Caught a 19-yard TD pass from QB Ryan Fitzpatrick in the 4th quarter for the 200th career TD pass of Fitzpatrick's career.

**AT N.Y. JETS (12/8):** 5 receptions for 68 yards (13.6 avg.).

### 2018 (DALLAS):

- Played in all 16 games with 7 starts.
- 20 receptions for 295 yards (14.8 avg.) and 2 TDs.

**AT HOUSTON (10/7):** 1 reception for 3 yards and 1 TD.

- Caught a 3-yard TD pass from QB Dak Prescott to give Dallas a 12-10 lead in the 3rd quarter.

**AT WASHINGTON (10/21):** 5 receptions for 74 yards (14.8 avg.).

**VS. TENNESSEE (11/5):** 1 reception for 23 yards and 1 TD.

- Caught a 23-yard TD pass from QB Dak Prescott in the 2nd quarter.

### POSTSEASON:

**NFC WILD CARD VS. SEATTLE (1/5):** 1 reception for 14 yards.

### 2017 (JACKSONVILLE):

- Played in 10 games with 8 starts.
- Inactive for 6 games.
- 39 receptions for 484 yards (12.4 avg.) and 2 TDs.

**VS. TENNESSEE (9/17):** 6 receptions for 82 yards (13.7 avg.) and 1 TD.

- Caught a 7-yard TD pass from QB Blake Bortles in the 4th quarter.

**VS. BALTIMORE (9/24):** 3 receptions for 20 yards (6.7 avg.) and 1 TD.

- Caught a 5-yard TD pass from QB Blake Bortles in the 2nd quarter to give Jacksonville a 19-10 lead.

**AT INDIANAPOLIS (10/22):** 5 receptions for 101 yards (20.2 avg.).

- Posted the 8th 100-yard receiving game of his career.

### POSTSEASON:

**AFC WILD CARD VS. BUFFALO (1/7):** Played but did not record any stats.

**AFC DIVISIONAL AT PITTSBURGH (1/14):** 1 reception for 12 yards.

**AFC CHAMPIONSHIP AT NEW ENGLAND (1/21):** 6 receptions for 80 yards (13.3 avg.).

### 2016 (JACKSONVILLE):

- Started 11 games.
- Inactive for 5 games.
- 35 receptions for 477 yards (13.6 avg.) and 3 TDs.

**VS. INDIANAPOLIS (10/2):** 2 receptions for 47 yards (23.5 avg.) and 1 TD.

- Caught a 42-yard TD pass from QB Blake Bortles

to give Jacksonville a 2-score lead in the 4th quarter.

- AT TENNESSEE (10/27):** 7 receptions for 98 yards (14.0 avg.) and 1 TD.
- Caught a 5-yard TD pass from QB Blake Bortles in the 4th quarter.
- AT BUFFALO (11/27):** 1 reception for 12 yards and 1 TD.
- Caught a 12-yard TD pass from QB Blake Bortles to tie the game in the 4th quarter.

## 2015 (JACKSONVILLE):

- Started 15 games.
  - Inactive for 1 game.
  - 64 receptions for 1,031 yards (16.1 avg.) and 10 TDs.
  - Had a streak of 7 consecutive games with a TD reception (Sept. 27 – Nov. 15).
- VS. BUFFALO (10/25):** 2 receptions for 53 yards (26.5 avg.) and 1 TD.
- Caught a game-winning 31-yard TD pass from QB Blake Bortles with 2:25 remaining.
- AT N.Y. JETS (11/8):** 5 receptions for 122 yards (24.4 avg.) and 1 TD.
- Caught a 30-yard TD pass from QB Blake Bortles in the 2nd quarter.
- AT NEW ORLEANS (12/27):** 8 receptions for 107 yards (13.4 avg.) and 2 TDs.
- Caught a 6-yard TD pass from QB Blake Bortles in the 3rd quarter.
  - Caught a 20-yard TD pass from QB Blake Bortles with 1:19 remaining.

## 2014 (JACKSONVILLE):

- Played in all 16 games with 8 starts.
  - 51 receptions for 677 yards (13.3 avg.) and 6 TDs.
- AT PHILADELPHIA (9/7):** 4 receptions for 110 yards (27.5 avg.) and 2 TDs.
- Caught 2 1st-quarter TD passes – both from QB Chad Henne – in his 1st NFL game.
  - Became the 1st player in NFL history to record 2 TDs in the 1st quarter of his NFL debut.
  - Joined WR Charles Rogers (Sept. 17, 2003) as the only NFL players to score on each of their first 2 career receptions.
  - Posted his 1st 100-yard receiving game.
- AT CINCINNATI (11/2):** 7 receptions for 112 yards (16.0 avg.) and 2 TDs.
- Caught a 40-yard TD pass from QB Blake Bortles in the 3rd quarter.
  - Hauled in an 18-yard TD pass from QB Blake Bortles in the 4th quarter.
- VS. HOUSTON (12/7):** 5 receptions for 36 yards (7.2 avg.) and 1 TD.
- Caught a 4-yard TD pass from QB Blake Bortles in the 1st quarter.

## BEFORE THE NFL

### COLLEGE (MIAMI):

- 4-year letterman (2010-13) and 3-year starter.
- CAREER:** Played in 45 games with 26 starts; 121 receptions for 1,891 yards (15.6 avg.) and 14 TDs.
- SENIOR (2013):** Played in all 13 games with 11 starts; 62 receptions for 1,162 yards (18.7 avg.) and 6 TDs; 1 carry for 13 yards.
- His 1,162 receiving yards set a single-season school record.
  - His 62 receptions were 3rd-most in a single season in school history.
  - 2nd-team All-ACC.
  - Named Team MVP.
- JUNIOR (2012):** Played in 11 games with 8 starts; 28 receptions for 314 yards (11.2 avg.) and 4 TDs.
- His 4 receiving TDs were tied for the team lead.
- SOPHOMORE (2011):** Played in 11 games with 7 starts; 31 receptions for 415 yards (13.4 avg.) and 4 TDs.
- TRUE FRESHMAN (2010):** Played in 10 games; 4 special teams tackles (3 solo).

### HIGH SCHOOL (CAROL CITY HS – MIAMI GARDENS, FLA.)

- SENIOR (2009):** 6 receptions for 110 yards (18.3 avg.).
- JUNIOR (2008):** 23 receptions for 450 yards (19.6 avg.) and 7 TDs.

## OFF THE FIELD

### COMMUNITY:

#### 2020:

- Launched the "S.O.A.R." movement (Seniors will Overcome by Arising from hardships and becoming Resilient) to surprise South Florida high school seniors with care packages and support in the midst of the COVID-19 pandemic.
- Rode the 14-mile Dolphins Ride in the Dolphins Cancer Challenge.

#### 2019:

- Hosted a holiday event for families with 88 Blessings, founded by his mother, to support and offer resources for single-parent families.
- Helped teammate Davon Godchaux serve at the 1st annual ChauDown for Thanksgiving dinner for local youth at Hard Rock Stadium.

### PERSONAL:

- **MAJOR:** Sports administration.



## ALLEN HURNS' NFL REGULAR SEASON STATS

YEAR	TEAM	GP	GS	RECEIVING				RUSHING						
				REC	YDS	AVG	LG	TD	ATT	YDS	AVG	LG	TD	
2014	JACKSONVILLE	16	8	51	677	13.3	63t	6	0	0	0.0	0	0	
2015	JACKSONVILLE	15	15	64	1,031	16.1	80t	10	0	0	0.0	0	0	
2016	JACKSONVILLE	11	11	35	477	13.6	42t	3	0	0	0.0	0	0	
2017	JACKSONVILLE	10	8	39	484	12.4	50	2	0	0	0.0	0	0	
2018	DALLAS	16	7	20	295	14.8	49	2	0	0	0.0	0	0	
2019	MIAMI	14	7	32	416	13.0	27	2	0	0	0.0	0	0	
2020	MIAMI			OPTED OUT										
2021	MIAMI			INJURED RESERVE										
NFL TOTALS		82	56	241	3,380	14.0	80t	25	0	0	0.0	0	0	

## ALLEN HURNS' NFL PLAYOFF STATS

YEAR	TEAM	GP	GS	RECEIVING				RUSHING					
				REC	YDS	AVG	LG	TD	ATT	YDS	AVG	LG	TD
2017	JACKSONVILLE	3	0	7	92	13.1	27	0	0	0	0.0	0	0
2018	DALLAS	1	1	1	14	14.0	14	0	0	0	0.0	0	0
PLAYOFF TOTALS		4	1	8	106	13.3	27	0	0	0	0.0	0	0

### ADDITIONAL STATS

Miscellaneous Tackles: (Jacksonville) 1 in 2015, 2 in 2017, (Miami) 2 in 2019 for total of 5.

### SINGLE-GAME CAREER HIGHS

**Receptions:** 11 at Indianapolis, 10/4/15  
**Receiving Yards:** 122 at N.Y. Jets, 11/8/15  
**Longest Rec.:** 80 vs. Indianapolis, 12/13/15  
**TD Receptions:** 2 3 times, last: at New Orleans, 12/27/15

### 100-YARD RECEIVING GAMES (8)

DATE	OPPONENT	REC	YDS	AVG	LG	TD
9/7/14	at Philadelphia	4	110	27.5	46	2
11/2/14	at Cincinnati	7	112	16.0	40	2
10/4/15	at Indianapolis	11	116	10.5	26	1
10/11/15	at Tampa Bay	5	116	23.2	59	1
11/8/15	at N.Y. Jets	5	122	24.4	30	1
12/13/15	INDIANAPOLIS	3	105	35.0	80	1
12/27/15	at New Orleans	8	107	13.4	24	2
10/22/17	at Indianapolis	5	101	20.2	50	0

### 2014 GAME-BY-GAME STATS (JACKSONVILLE)

DATE	OPPONENT	P/S	REC	YDS	AVG	LG	TD
09/07	at Philadelphia	1/1	4	110	27.5	46	2
09/14	at Washington	1/1	2	13	6.5	10	0
09/21	INDIANAPOLIS	1/0	1	63	63.0	63	1
09/28	at San Diego	1/1	5	68	13.6	44	0
10/05	PITTSBURGH	1/1	4	26	6.5	9	0
10/12	at Tennessee	1/0	2	18	9.0	10	0
10/19	CLEVELAND	1/1	1	7	7.0	7	0
10/26	MIAMI	1/0	3	49	16.3	20	0
11/02	at Cincinnati	1/0	7	112	16.0	40	2
11/09	DALLAS	1/0	1	9	9.0	9	0
11/23	at Indianapolis	1/1	1	13	13.0	13	0
11/30	N.Y. GIANTS	1/1	4	42	10.5	14	0
12/07	HOUSTON	1/0	5	36	7.2	16	1
12/14	at Baltimore	1/0	6	70	11.7	27	0
12/18	TENNESSEE	1/0	3	26	8.7	15	0
12/28	at Houston	1/1	2	15	7.5	10	0
2014 TOTALS		16/8	51	677	13.3	63	6

### 2015 GAME-BY-GAME STATS (JACKSONVILLE)

DATE	OPPONENT	P/S	REC	YDS	AVG	LG	TD	
09/13	CAROLINA	1/1	5	60	12.0	24	0	
09/20	MIAMI	1/1	4	68	17.0	24	0	
09/27	at New England	1/1	2	70	35.0	59	1	
10/04	at Indianapolis	1/1	11	116	10.5	26	1	
10/11	at Tampa Bay	1/1	5	116	23.2	59	1	
10/18	HOUSTON	1/1	2	30	15.0	19	1	
10/25	BUFFALO	1/1	2	53	26.5	31	1	
11/08	at N.Y. Jets	1/1	5	122	24.4	30	1	
11/15	at Baltimore	1/1	5	62	12.4	21	1	
11/19	TENNESSEE	1/1	3	19	6.3	7	0	
11/29	SAN DIEGO	1/1	4	42	10.5	29	0	
12/06	at Tennessee		INACTIVE					
12/13	INDIANAPOLIS	1/1	3	105	35.0	80	1	
12/20	ATLANTA	1/1	2	44	22.0	22	0	
12/27	at New Orleans	1/1	8	107	13.4	24	2	
01/03	at Houston	1/1	3	17	5.7	6	0	
2015 TOTALS		15/15	64	1031	16.1	80	10	

### 2016 GAME-BY-GAME STATS (JACKSONVILLE)

DATE	OPPONENT	P/S	REC	YDS	AVG	LG	TD	
09/11	GREEN BAY	1/1	4	75	18.8	38	0	
09/18	at San Diego	1/1	5	64	12.8	24	0	
09/25	BALTIMORE	1/1	4	40	10.0	17	0	
10/02	INDIANAPOLIS	1/1	2	47	23.5	42	1	
10/16	at Chicago	1/1	5	74	14.8	29	0	
10/23	OAKLAND	1/1	4	45	11.3	22	0	
10/27	at Tennessee	1/1	7	98	14.0	31	1	
11/06	at Kansas City	1/1	0	0	0.0	-	0	
11/13	HOUSTON	1/1	2	13	6.5	11	0	
11/20	at Detroit	1/1	1	9	9.0	9	0	
11/27	at Buffalo	1/1	1	12	12.0	12	1	
12/04	DENVER		INACTIVE					
12/11	MINNESOTA		INACTIVE					
12/18	at Houston		INACTIVE					
12/24	TENNESSEE		INACTIVE					
01/01	at Indianapolis		INACTIVE					
2016 TOTALS		11/11	35	477	13.6	42	3	

## 2017 GAME-BY-GAME STATS (JACKSONVILLE)

DATE	OPPONENT	P/S	REC	YDS	AVG	LG	TD
09/10	at Houston	1/0	3	42	14.0	20	0
09/17	TENNESSEE	1/1	6	82	13.7	20	1
09/24	BALTIMORE	1/1	3	20	6.7	9	1
10/01	at N.Y. Jets	1/1	4	42	10.5	15	0
10/08	at Pittsburgh	1/1	2	21	10.5	18	0
10/15	L.A. RAMS	1/1	3	37	12.3	18	0
10/22	at Indianapolis	1/1	5	101	20.2	50	0
11/05	CINCINNATI	1/1	3	31	10.3	13	0
11/12	L.A. CHARGERS	1/1	7	70	10.0	19	0
11/19	at Cleveland						
11/26	at Arizona						
12/03	INDIANAPOLIS						
12/10	SEATTLE						
12/17	HOUSTON						
12/24	at San Francisco						
12/31	at Tennessee	1/0	3	38	12.7	18	0
<b>2017 TOTALS</b>		<b>10/8</b>	<b>39</b>	<b>484</b>	<b>12.4</b>	<b>50</b>	<b>2</b>

DATE	OPPONENT	P/S	REC	YDS	AVG	LG	TD
01/08	BUFFALO*	1/0	0	0	0.0	-	0
01/14	at Pittsburgh**	1/0	1	12	12.0	12	0
01/21	at New England***	1/0	6	80	13.3	27	0
<b>PLAYOFF TOTALS</b>		<b>3/0</b>	<b>7</b>	<b>92</b>	<b>13.1</b>	<b>27</b>	<b>0</b>

\* AFC Wild Card game  
 \*\* AFC Divisional game  
 \*\*\* AFC Championship

## 2018 GAME-BY-GAME STATS (DALLAS)

DATE	OPPONENT	P/S	REC	YDS	AVG	LG	TD
09/09	at Carolina	1/0	1	20	20.0	20	0
09/16	N.Y. GIANTS	1/1	1	9	9.0	9	0
09/23	at Seattle	1/1	2	22	11.0	12	0
09/30	DETROIT	1/1	3	30	10.0	12	0
10/07	at Houston	1/1	1	3	3.0	3	1
10/14	JACKSONVILLE	1/1	0	0	0.0	-	0
10/21	at Washington	1/1	5	74	14.8	33	0
11/05	TENNESSEE	1/1	1	23	23.0	23	1
11/11	at Philadelphia	1/1	2	40	20.0	23	0
11/18	at Atlanta	1/1	0	0	0.0	-	0
11/22	WASHINGTON	1/1	1	7	7.0	7	0
11/29	NEW ORLEANS	1/1	0	0	0.0	-	0
12/09	PHILADELPHIA	1/1	1	9	9.0	9	0
12/16	at Indianapolis	1/1	1	9	9.0	9	0
12/23	TAMPA BAY	1/1	0	0	0.0	-	0
12/30	at N.Y. Giants	1/0	1	49	49.0	49	0
<b>2018 TOTALS</b>		<b>16/7</b>	<b>20</b>	<b>295</b>	<b>14.8</b>	<b>49</b>	<b>2</b>

DATE	OPPONENT	P/S	REC	YDS	AVG	LG	TD
01/05	SEATTLE*	1/1	1	14	14.0	14	0

\* NFC Wild Card game

## 2019 GAME-BY-GAME STATS (MIAMI)

DATE	OPPONENT	P/S	REC	YDS	AVG	LG	TD
09/08	BALTIMORE	1/0	1	22	22.0	22	0
09/15	NEW ENGLAND	1/0	1	13	13.0	13	0
09/22	at Dallas	1/1	1	6	6.0	6	0
09/29	L.A. CHARGERS						
10/13	WASHINGTON	1/0	2	16	8.0	11	0
10/20	at Buffalo	1/0	3	53	17.7	27	0
10/28	at Pittsburgh	1/0	1	12	12.0	12t	1
11/03	N.Y. JETS	1/1	2	16	8.0	8	0
11/10	at Indianapolis	1/1	2	32	16.0	18	0
11/17	BUFFALO	1/0	4	53	13.3	20	0
11/24	at Cleveland	1/1	4	42	10.5	19t	1
12/01	PHILADELPHIA	1/1	3	33	11.0	14	0
12/08	at N.Y. Jets	1/1	5	68	13.6	17	0
12/15	at N.Y. Giants	1/0	1	9	9.0	9	0
12/22	CINCINNATI	1/1	2	41	20.5	27	0
12/29	at New England						
<b>2019 TOTALS</b>		<b>14/7</b>	<b>32</b>	<b>416</b>	<b>13.0</b>	<b>27</b>	<b>2</b>

## 2020 GAME-BY-GAME STATS (MIAMI)

DATE	OPPONENT	P/S	REC	YDS	AVG	LG	TD
09/13	at New England						OPTED OUT
09/20	BUFFALO						OPTED OUT
09/24	at Jacksonville						OPTED OUT
10/04	SEATTLE						OPTED OUT
10/11	at San Francisco						OPTED OUT
10/18	N.Y. JETS						OPTED OUT
11/01	L.A. RAMS						OPTED OUT
11/08	at Arizona						OPTED OUT
11/15	L.A. CHARGERS						OPTED OUT
11/22	at Denver						OPTED OUT
11/29	at N.Y. Jets						OPTED OUT
12/06	CINCINNATI						OPTED OUT
12/13	KANSAS CITY						OPTED OUT
12/20	NEW ENGLAND						OPTED OUT
12/26	at Las Vegas						OPTED OUT
01/03	at Buffalo						OPTED OUT
<b>2020 TOTALS</b>		<b>0/0</b>	<b>0</b>	<b>0</b>	<b>0.0</b>	<b>-</b>	<b>0</b>

## 2021 GAME-BY-GAME STATS (MIAMI)

DATE	OPPONENT	P/S	REC	YDS	AVG	LG	TD
09/12	at New England						INJURED RESERVE
09/19	BUFFALO						INJURED RESERVE
09/26	at Las Vegas						INJURED RESERVE
10/03	INDIANAPOLIS						INJURED RESERVE
10/10	at Tampa Bay						INJURED RESERVE
10/17	at Jacksonville						INJURED RESERVE
10/24	ATLANTA						INJURED RESERVE
10/31	at Buffalo						INJURED RESERVE
11/07	HOUSTON						INJURED RESERVE
11/11	BALTIMORE						INJURED RESERVE
11/21	at N.Y. Jets						INJURED RESERVE
11/28	CAROLINA						INJURED RESERVE
12/05	N.Y. GIANTS						INJURED RESERVE
12/19	N.Y. JETS						INJURED RESERVE
12/27	at New Orleans						INJURED RESERVE
01/02	at Tennessee						INJURED RESERVE
01/09	NEW ENGLAND						INJURED RESERVE
<b>2021 TOTALS</b>		<b>0/0</b>	<b>0</b>	<b>0</b>	<b>0.0</b>	<b>-</b>	<b>0</b>



# 9

## NOAH IGBINOGHENE

CORNERBACK // 5-11 // 197 // AUBURN '20  
ACQUIRED: D1C, '20  
HOMETOWN: TRUSSVILLE, ALA. // BORN: 11/27/99  
NFL: SECOND SEASON // DOLPHINS: SECOND SEASON

### NFL CAREER

#### TRANSACTIONS:

- 1st-round pick (30th overall) by Miami in the 2020 NFL Draft.

#### CAREER HIGHLIGHTS:

- Played in 23 career games with 3 starts.
- 14 tackles (13 solo), 2 passes defended and 1 fumble recovery.
- 4 kickoff returns for 68 yards (17.0 avg.).
- 5 special teams tackles (4 solo).

#### 2021 (MIAMI):

- Played in 7 games with 1 start.
- Missed 2 games on the Reserve/COVID-19 list.
- Inactive for 6 games.
- Dressed but did not play in 2 games.
- 4 solo tackles.
- 2 solo special teams tackles.

AT LAS VEGAS (9/26): 1 solo special teams tackle.

AT JACKSONVILLE IN LONDON (10/17): 4 solo tackles.

VS. BALTIMORE (11/11): 1 solo special teams tackle.

#### 2020 (MIAMI):

- Played in all 16 games with 2 starts.
- 10 tackles (9 solo), 2 passes defended and 1 fumble recovery.
- 4 kickoff returns for 68 yards (17.0 avg.).
- 3 special teams tackles (2 solo).

AT NEW ENGLAND (9/13): 2 solo tackles.

- Made his NFL debut.
- Became the youngest player to appear in a game in Dolphins history at 20 years, 291 days old.

VS. BUFFALO (9/20): 4 solo tackles.

- Recovered a TE Dawson Knox fumble forced by LB Kyle Van Noy in the 1st quarter.

AT ARIZONA (11/8): 2 kickoff returns for 36 yards (18.0 avg.); 1 solo special teams tackle.

**CAREER:** Played in 40 games with 22 starts; 92 tackles (67 solo), 1 interception, 19 passes defended and 1 forced fumble; 6 receptions for 24 yards (4.0 avg.); 1 carry for 11 yards; 44 kickoff returns for 1,199 yards (27.3 avg.) and 2 TDs.

**JUNIOR (2019):** Started all 13 games at cornerback; 42 tackles (28 solo) and 7 passes defended; 9 kickoff returns for 317 yards (35.2 avg.) and 1 TD.

**SOPHOMORE (2018):** Played in 13 games with 9 starts at cornerback; 50 tackles (39 solo), 1 interception, 12 passes defended and 1 forced fumble; 11 kickoff returns for 311 yards (28.3 avg.) and 1 TD.

**TRUE FRESHMAN (2017):** Played in all 14 games; 6 receptions for 24 yards (4.0 avg.); 1 carry for 11 yards; 24 kickoff returns for 571 yards (23.8 avg.).

- Competed in track and field; finished 7th in the triple jump (15.24 m) and 18th in the long jump (6.72 m) at the SEC indoor championships.
- Finished 15th in the long jump (7.51 m) at the SEC outdoor championships.

#### HIGH SCHOOL (HEWITT-TRUSSVILLE HS - TRUSSVILLE, ALA.)

- Played wide receiver.
- Also ran track.

**SENIOR (2016):** Caught 18 TDs.

- 1st-team all-state.

### OFF THE FIELD

#### PERSONAL:

- His parents, Festus and Faith Igbinoghene, were both Olympic track athletes for Nigeria.
- **PRONUNCIATION:** Last name is pronounced IG-bin-OG-guh-nee.
- **MAJOR:** Science and mathematics.

### BEFORE THE NFL

#### COLLEGE (AUBURN):

- 3-year letterman (2017-19) and 2-year starter.
- Also lettered in track.
- Switched from wide receiver to cornerback before the 2018 season.

### NOAH IGBINOGHENE'S NFL REGULAR SEASON STATS

YEAR	TEAM	GP	GS	TACKLES					INTERCEPTIONS					FUMBLES	
				TOT	SOLO	ASST	SK	YDS	INT	YDS	LG	TD	PD	FF	FR
2020	MIAMI	16	2	10	9	1	0.0	0.0	0	0	0	0	2	0	1
2021	MIAMI	7	1	4	4	0	0.0	0.0	0	0	0	0	0	0	0
<b>NFL TOTALS</b>		<b>23</b>	<b>3</b>	<b>14</b>	<b>13</b>	<b>1</b>	<b>0.0</b>	<b>0.0</b>	<b>0</b>	<b>0</b>	<b>0</b>	<b>0</b>	<b>2</b>	<b>0</b>	<b>1</b>

### NOAH IGBINOGHENE'S NFL REGULAR SEASON RETURNING STATS

YEAR	TEAM	KICKOFF RETURN					PUNT RETURN					
		KR	YDS	AVG	LG	TD	PR	FC	YDS	AVG	LG	TD
2020	MIAMI	4	68	17.0	22	0	0	0	0	0.0	-	0
2021	MIAMI	0	0	0.0	-	0	0	0	0	0.0	-	0
<b>NFL TOTALS</b>		<b>4</b>	<b>68</b>	<b>17.0</b>	<b>22</b>	<b>0</b>	<b>0</b>	<b>0</b>	<b>0</b>	<b>0.0</b>	<b>0</b>	<b>0</b>

#### ADDITIONAL STATS

Special Teams Tackles: 3 in 2020, 2 in 2021 for total of 5.

#### SINGLE-GAME CAREER HIGHS

**Tackles:** 4 Twice, last: at Jacksonville in London, 10/17/21

**Passes Defensed:** 1 Twice, last: at Buffalo, 1/3/21

**Fumble Recoveries:** 1 vs. Buffalo, 9/20/20



# 73

## AUSTIN JACKSON

GUARD/TACKLE // 6-5 // 325 // SOUTHERN CALIFORNIA '20  
ACQUIRED: D1B, '20  
HOMETOWN: PHOENIX, ARIZ. // BORN: 8/11/99  
NFL: SECOND SEASON // DOLPHINS: SECOND SEASON

### NFL CAREER

#### TRANSACTIONS:

- 1st-round pick (18th overall) by Miami in the 2020 NFL Draft.

#### CAREER HIGHLIGHTS:

- Played in 30 career games with 28 starts – 15 at left tackle and 13 at left guard.

#### 2021 (MIAMI):

- Played in all 17 games with 16 starts – 13 at left guard and 3 at left tackle.
- 2 miscellaneous tackles.

**AT LAS VEGAS (9/26):** Started at left tackle; 1 miscellaneous fumble recovery.

**AT JACKSONVILLE IN LONDON (10/17):** Started at left guard.

- Protected QB Tua Tagovailoa as the team did not allow a sack.

**AT N.Y. JETS (11/21):** Started at left guard.

- Protected QB Tua Tagovailoa as the team did not allow a sack.

#### 2020 (MIAMI):

- Played in 13 games with 12 starts at left tackle.
- Activated off injured reserve on Nov. 7.
- Missed 3 games after being placed on injured reserve on Oct. 9.

**AT NEW ENGLAND (9/13):** Started at left tackle.

- Made his NFL debut.
- Joined Solomon Kindley as the 1st Dolphins rookie duo to start a season opener on the offensive line since 2008 (Jake Long and Donald Thomas).

**AT JACKSONVILLE (9/24):** Started at left tackle.

- Protected QB Ryan Fitzpatrick who completed 18-of-20 passes (90.0 pct.) and set a new franchise record for completion percentage in a single game with a minimum of 20 attempts.

**VS. NEW ENGLAND (12/20):** Started at left tackle.

- Helped the team rush for 250 yards, which was Miami's most since Dec. 24, 2016 at Buffalo and the most allowed by New England since Nov. 24, 2013.

### BEFORE THE NFL

#### COLLEGE (SOUTHERN CALIFORNIA):

- 3-year letterman (2017-19) and 2-year starter.

**CAREER:** Played in 39 games with 25 starts.

**JUNIOR (2019):** Started all 13 games at left tackle; 1 blocked field goal.

- Honorable mention All-America.
- 1st-team All-Pac 12.

- Won the USC Chris Carlisle Courage Award.

**SOPHOMORE (2018):** Started all 12 games at left tackle.

- Co-recipient of the USC John McKay Award which recognizes competitive spirit.

**TRUE FRESHMAN (2017):** Played in all 14 games; 3 special teams tackles and 1 blocked field goal.

#### HIGH SCHOOL (NORTH CANYON HS – PHOENIX, ARIZ.)

- Played offensive tackle and defensive end.
- Also played basketball and threw shot put and discus.

**SENIOR (2016):** 80 tackles, 4 sacks, 1 pass defended and 1 fumble recovery; 1 blocked punt and 1 blocked field goal.

- 1st-team All-American.
- 1st-team all-state.
- Placed 3rd in shot put and 11th in discus at the state Division II championships.

**JUNIOR (2015):** 72 tackles, 2 sacks, 1 pass defended and 3 forced fumbles; 2 blocked field goals.

- 1st-team All-American.
- 1st-team all-state.
- Placed 4th in discus and 6th in shot put at the state Division I championships.

**SOPHOMORE (2014):** 56 tackles and 5 sacks; 1 blocked field goal.

**FRESHMAN (2013):** 11 tackles.

### OFF THE FIELD

#### PERSONAL:

- His grandfather, Melvin Jackson, played defensive tackle at USC (1974-75) and played 5 seasons with Green Bay (1976-80).
- Donated his bone marrow in July 2019 for his younger sister, Autumn, who has Diamond-Blackfan anemia.
- **MAJOR:** Political science.

## AUSTIN JACKSON'S NFL REGULAR SEASON STATS

GAMES/STARTS: 2020: 13/12, 2021: 17/16

NFL TOTALS: 30/28

### ADDITIONAL STATS

Miscellaneous Fumble Recoveries: 1 in 2021.

Miscellaneous Tackles: 2 in 2021.



# 90

## JOHN JENKINS

DEFENSIVE TACKLE // 6-3 // 335 // GEORGIA '13  
ACQUIRED: FA, '19  
HOMETOWN: MERIDEN, CONN. // BORN: 7/11/89  
NFL: NINTH SEASON // DOLPHINS: SECOND SEASON

### NFL CAREER

#### TRANSACTIONS:

- Signed by Miami as an unrestricted free agent from Chicago on April 2, 2021.
- Signed by Chicago on April 28, 2020.
- Signed by Miami on Sept. 2, 2019.
- Released by the N.Y. Giants on Aug. 31, 2018.
- Signed by the N.Y. Giants on Sept. 4, 2018.
- Released by Chicago on Sept. 1, 2018.
- Signed by Chicago on Sept. 4, 2017.
- Released by Chicago on Sept. 2, 2017.
- Signed by Chicago as an unrestricted free agent from Seattle on March 17, 2017.
- Signed by Seattle on Nov. 15, 2016.
- Waived by New Orleans on Nov. 9, 2016.
- 3rd-round pick (82nd overall) by New Orleans in the 2013 NFL Draft.

#### CAREER HIGHLIGHTS:

- Played in 100 career games with 30 starts.
- 192 tackles (104 solo), 2.5 sacks, 4 passes defended, 1 forced fumble and 1 fumble recovery.
- Appeared in 4 postseason games – 2 with New Orleans, 1 with Chicago and 1 with Seattle.

#### 2021 (MIAMI):

- Played in 7 games with 2 starts.
- Missed 1 game on the Reserve/COVID-19 list.
- Inactive for 9 games.
- 16 tackles (10 solo).

AT NEW ENGLAND (9/12): 4 solo tackles.

AT LAS VEGAS (9/26): 4 tackles (3 solo).

VS. INDIANAPOLIS (10/3): 7 tackles (2 solo).

#### 2020 (CHICAGO):

- Played in 11 games.
- Inactive for 2 games.
- Activated off injured reserve on Oct. 16.
- Missed 3 games after being placed on injured reserve on Sept. 24.
- 21 tackles (7 solo) and 1 pass defended.

AT DETROIT (9/13): 2 tackles (1 solo).

AT MINNESOTA (12/20): 4 tackles (1 solo) and 1 pass defended.

AT JACKSONVILLE (12/27): 3 tackles (2 solo).

#### POSTSEASON:

NFC WILD CARD AT NEW ORLEANS (1/10): 1 solo tackle and 1 fumble recovery.

- Recovered a QB Taysom Hill fumble forced by S Tashaun Gipson in the 2nd quarter.

#### 2019 (N.Y. GIANTS/MIAMI):

- Played in 16 games with 5 starts with Miami.
- 34 tackles (20 solo), 1 sack and 1 pass defended with Miami.
- Spent the offseason and training camp with the N.Y. Giants.

VS. BALTIMORE (9/8): 4 tackles (3 solo).

- Made his Dolphins debut.

VS. NEW ENGLAND (9/15): 2 solo tackles and 1 sack.

- Sacked QB Tom Brady in the 2nd quarter.

AT CLEVELAND (11/24): 7 tackles (4 solo).

#### 2018 (N.Y. GIANTS):

- Played in 7 games.
- Inactive for 8 games.

VS. JACKSONVILLE (9/9): Played but did not record any stats.

- Made his N.Y. Giants debut.

#### 2017 (CHICAGO):

- Played in 8 games with 1 start.
- Inactive for 8 games.
- 8 tackles (5 solo).

AT NEW ORLEANS (10/29): Played but did not record any stats.

- Made his Chicago debut.

#### 2016 (NEW ORLEANS/SEATTLE):

- Played in 2 games with Seattle.
- Inactive for 5 games with Seattle.
- 3 tackles with Seattle.
- Signed by Seattle on Nov. 15, 2016.
- Waived by New Orleans on Nov. 9, 2016.
- Played in 7 games with 1 start for New Orleans.
- Inactive for 1 game.
- 10 tackles (6 solo) with New Orleans.

VS. PHILADELPHIA (11/20): 3 tackles.

- Made his Seattle debut.

#### POSTSEASON:

NFC WILD CARD VS. DETROIT (1/7): 1 solo tackle.

#### 2015 (NEW ORLEANS):

- Played in 14 games with 12 starts.

- Inactive for 2 games.
- 49 tackles (23 solo), 0.5 sacks, 1 pass defended, 1 forced fumble and 1 fumble recovery.

**AT INDIANAPOLIS (10/25):** 2 tackles and 0.5 sacks.  
 • Teamed up on a sack of QB Andrew Luck in the 3rd quarter.

**VS. TENNESSEE (11/8):** 9 tackles (2 solo).

**AT ATLANTA (1/3):** 2 tackles, 1 forced fumble and 1 fumble recovery.

- Stripped RB Devonta Freeman of the ball and recovered the fumble in the 4th quarter.

## 2014 (NEW ORLEANS):

- Played in 12 games with 4 starts.
- Inactive for 3 games.
- Missed the final game of the season after being placed on injured reserve on Dec. 27.
- 30 tackles (20 solo), 1 sack and 1 pass defended.

**AT PITTSBURGH (11/30):** 5 tackles (3 solo).

**AT CHICAGO (12/15):** 7 solo tackles and 1 sack.

- Brought down QB Jay Cutler for a 3rd-down sack in the 4th quarter.

**VS. ATLANTA (12/21):** 6 tackles (4 solo).

## 2013 (NEW ORLEANS):

- Played in all 16 games with 5 starts.
- 21 tackles (13 solo).

**VS. ATLANTA (9/8):** 2 tackles (1 solo).

- Made his NFL debut.

**AT TAMPA BAY (9/15):** 3 solo tackles.

- Made his 1st NFL start.

**VS. CAROLINA (12/8):** 4 tackles (2 solo).

## POSTSEASON:

**NFC WILD CARD AT PHILADELPHIA (1/4):** 4 solo tackles.

**NFC DIVISIONAL AT SEATTLE (1/11):** 1 solo tackle.

## BEFORE THE NFL

### COLLEGE (GEORGIA):

- 2-year starter (2011-12).
- Transferred from Gulf Coast (Miss.) Community College following his sophomore year in 2010.

**CAREER (AT GEORGIA):** Played in 27 games with 18 starts; 78 tackles (36 solo), 4 sacks, 1 interception, 2 passes defended and 1 forced fumble; 1 blocked kick.

**SENIOR (2012 AT GEORGIA):** Started 13 games; 50 tackles (22 solo), 1 sack and 1 pass defended; 1 blocked kick.

- 2nd-team All-SEC.

**JUNIOR (2011 AT GEORGIA):** Played in all 14 games with 7 starts; 28 tackles (14 solo), 3 sacks, 1 interception, 1 pass defended and 1 forced fumble.

**SOPHOMORE (2010 AT GULF COAST CC):** Played in 10 games; 41 tackles (32 solo) and 2 sacks.

**TRUE FRESHMAN (2009 AT GULF COAST CC):** Played in 6 games; 9 tackles (7 solo) and 3 sacks.

### HIGH SCHOOL (FRANCIS T. MALONEY HS – MERIDEN, CONN.)

- Played defensive end and some on offense.

**SENIOR (2008):** Scored 4 TDs.

## OFF THE FIELD

### COLLEGE (GEORGIA):

**2021:**

- Rode in the 50-mile Dolphins Challenge Cancer bike ride.

**2019:**

- Rode in the 30-mile DCC bike ride.

### PERSONAL:

- **MAJOR:** Human development and family science.

## JOHN JENKINS' NFL REGULAR SEASON STATS

YEAR	TEAM	GP	GS	TACKLES					INTERCEPTIONS					FUMBLES		
				TOT	SOLO	ASST	SK	YDS	INT	YDS	LG	TD	PD	FF	FR	
2013	NEW ORLEANS	16	5	21	13	8	0.0	0.0	0	0	0	0	0	0	0	0
2014	NEW ORLEANS	12	4	30	20	10	1.0	6.0	0	0	0	0	1	0	0	0
2015	NEW ORLEANS	14	12	49	23	26	0.5	2.5	0	0	0	0	1	1	1	1
2016	NEW ORLEANS	7	1	10	6	4	0.0	0.0	0	0	0	0	0	0	0	0
	SEATTLE	2	0	3	0	3	0.0	0.0	0	0	0	0	0	0	0	0
2017	CHICAGO	8	1	8	5	3	0.0	0.0	0	0	0	0	0	0	0	0
2018	N.Y. GIANTS	7	0	0	0	0	0.0	0.0	0	0	0	0	0	0	0	0
2019	MIAMI	16	5	34	20	14	1.0	7.0	0	0	0	0	1	0	0	0
2020	CHICAGO	11	0	21	7	14	0.0	0.0	0	0	0	0	1	0	0	0
2021	MIAMI	7	2	16	10	6	0.0	0.0	0	0	0	0	0	0	0	0
<b>NFL TOTALS</b>		<b>100</b>	<b>30</b>	<b>192</b>	<b>104</b>	<b>88</b>	<b>2.5</b>	<b>15.5</b>	<b>0</b>	<b>0</b>	<b>0</b>	<b>0</b>	<b>4</b>	<b>1</b>	<b>1</b>	<b>1</b>


## JOHN JENKINS' NFL PLAYOFF STATS

YEAR	TEAM	GP	GS	TACKLES					INTERCEPTIONS					FUMBLES		
				TOT	SOLO	ASST	SK	YDS	INT	YDS	LG	TD	PD	FF	FR	
2013	NEW ORLEANS	2	0	5	5	0	1.0	0.0	0	0	0	0	0	0	0	0
2016	SEATTLE	1	0	1	1	0	0.0	0.0	0	0	0	0	0	0	0	0
2020	CHICAGO	1	0	1	1	0	0.0	0.0	0	0	0	0	0	0	0	1
<b>PLAYOFF TOTALS</b>		<b>4</b>	<b>0</b>	<b>7</b>	<b>7</b>	<b>0</b>	<b>1.0</b>	<b>0.0</b>	<b>0</b>	<b>0</b>	<b>0</b>	<b>0</b>	<b>0</b>	<b>0</b>	<b>0</b>	<b>1</b>



## SINGLE-GAME CAREER HIGHS

<b>Tackles:</b>	9	vs. Tennessee, 11/8/15
<b>Sacks:</b>	1	Twice, last: vs. New England, 9/15/19
<b>Passes Defensed:</b>	1	3 times, last: at Minnesota, 12/20/20
<b>Forced Fumbles:</b>	1	at Atlanta, 1/3/16
<b>Fumble Recoveries:</b>	1	Twice, last: at New Orleans, 1/10/21 (NFC Wild Card)



# 28 DUKE JOHNSON

RUNNING BACK // 5-9 // 210 // MIAMI (FL) '15  
ACQUIRED: FA '21  
HOMETOWN: MIAMI, FL. // BORN: 9/23/93  
NFL: SEVENTH SEASON // DOLPHINS: FIRST SEASON

## NFL CAREER

### TRANSACTIONS:

- Signed to Miami's active roster on Dec. 20, 2021.
- Signed to Miami's practice squad on Oct. 26, 2021.
- Released off Jacksonville's practice squad on Sept. 16, 2021.
- Signed to Jacksonville's practice squad on Sept. 6, 2021.
- Waived by Houston on Feb. 26, 2021.
- Traded to Houston on Aug. 8, 2019.
- 3rd-round pick (77th overall) by Cleveland in the 2015 NFL Draft.

### CAREER HIGHLIGHTS:

- Played in 96 career games with 21 starts.
- 530 carries for 2,261 yards (4.3 avg.) and 11 TDs.
- 311 receptions for 2,870 yards (9.2 avg.) and 12 TDs.
- 3 kickoff returns for 71 yards (23.7 avg.); 20 punt returns for 129 yards (6.5 avg.).

### 2021 (JACKSONVILLE/MIAMI):

- Played in 5 games with 4 starts with Miami.
- 71 carries for 330 yards (4.6 avg.) and 3 TDs with Miami.
- 4 receptions for 41 yards (10.3 avg.) with Miami.
- Spent 1 week on Jacksonville's practice squad.

**VS. N.Y. JETS (12/19):** 22 carries for 107 yards (4.8 avg.) and 2 TDs; 1 reception for 20 yards (20.0 avg.).

- Scored on a 1-yard TD rush in the 2nd quarter to cut New York's lead to 10-7.
- Scored on a 6-yard TD run to tie the game at 17-17 in the 3rd quarter.
- Was the 1st 100-yard rushing game of his career.

**AT TENNESSEE (1/2):** 7 carries for 49 yards (7.0 avg.); 2 receptions for 16 yards (8.0 avg.).

**VS. NEW ENGLAND (1/9):** 25 carries for 117 yards (4.7 avg.) and 1 TD; 1 reception for 5 yards.

- Scored on a 1-yard TD run in the 3rd quarter to extend Miami's lead to 24-17.

### 2020 (HOUSTON):

- Played in 11 games with 5 starts.
- 77 carries for 235 yards (3.1 avg.) and 1 TD.
- 28 receptions for 249 yards (8.9 avg.) and 1 TD.
- Inactive for 5 games.

**AT JACKSONVILLE (10/8):** 16 carries for 41 yards (2.6 avg.) and 1 TD; 4 receptions for 32 yards (8.0 avg.).

- Scored on a 1-yard TD run in the 2nd quarter to give Houston a 20-13 lead.

**AT DETROIT (11/26):** 9 carries for 37 yards (4.1 avg.); 3 receptions for 43 yards (14.3 avg.) and 1 TD.

- Caught a 33-yard TD pass from QB Deshaun Watson in the 2nd quarter to give Houston a 20-14 lead.

**AT CHICAGO (12/13):** 8 carries for 26 yards (3.3 avg.); 2 receptions for 48 yards (26.5 avg.).

### 2019 (HOUSTON):

- Played in all 16 games with 2 starts.
- 83 carries for 410 yards (4.9 avg.) and 2 TDs.
- 44 receptions for 410 yards (9.3 avg.) and 3 TDs.

**AT KANSAS CITY (10/13):** 5 carries for 34 yards (6.8 avg.); 2 receptions for 20 yards (10.0 avg.) and 1 TD.

- Caught an 11-yard TD pass from QB Deshaun Watson to cut Kansas City's lead to 17-9 in the 2nd quarter.

**AT JACKSONVILLE (11/3):** 7 carries for 13 yards (1.9 avg.) and 1 TD; 5 receptions for 68 yards (13.6 avg.).

- Scored on a 1-yard rush in the 3rd quarter to extend Houston's lead to 19-3.

**VS. NEW ENGLAND (12/1):** 9 carries for 36 yards (4.0 avg.); 5 receptions for 54 yards (10.8 avg.) and 1 TD.

- Caught a 14-yard TD pass from QB Deshaun Watson to give Houston a 7-3 lead in the 1st quarter.

### POSTSEASON:

**AFC WILD CARD VS. BUFFALO (1/4):** 3 carries for 38 yards (12.7 avg.); 3 receptions for 30 yards (10.0 avg.).

**AFC DIVISIONAL VS. KANSAS CITY (1/22):** 1 rush for 11 yards (11.0 avg.); 5 receptions for 23 yards (4.6 avg.).

### 2018 (CLEVELAND):

- Played in all 16 games with 2 starts
- 40 carries for 201 yards (5.0 avg.).
- 47 receptions for 429 yards (9.1 avg.) and 3 TDs.

**VS. L.A. CHARGERS (10/14):** 2 carries for 36 yards (18.0 avg.); 4 receptions for 73 yards (18.3 avg.).

**VS. KANSAS CITY (11/4):** 1 carry for 8 yards (8.0

avg.); 9 receptions for 78 yards (8.7 avg.) and 2 TDs.

- Caught a 19-yard TD pass from QB Baker Mayfield to cut Kansas City's lead to 21-15 in the 2nd quarter.
- Caught a 5-yard TD pass from QB Baker Mayfield in the 4th quarter to cut Kansas City's lead to 34-21.

**VS. ATLANTA (11/11):** 3 rushes for 15 yards (5.0 avg.); 4 receptions for 31 yards (7.8 avg.) and 1 TD.

- Caught an 11-yard TD pass from QB Baker Mayfield in the 3rd quarter to give Cleveland a 21-10 lead.

## 2017 (CLEVELAND):

- Played in all 16 games
- 82 carries for 348 yards (4.2 avg.) and 4 TDs.
- 74 receptions for 693 yards (9.4 avg.) and 3 TDs.
- 3 punt returns for 17 yards (5.7 avg.).

**AT INDIANAPOLIS (9/24):** 2 carries for 23 yards (11.5 avg.) and 1 TD; 6 receptions for 81 yards (13.5 avg.).

- Scored on a 19-yard rush to tie the game at 7-7 in the 2nd quarter.

**VS. N.Y. JETS (10/8):** 6 carries for 20 yards (3.3 avg.); 3 receptions for 63 yards (21.0 avg.) and 1 TD.

- Caught a 41-yard TD pass from QB Kevin Hogan in the 4th quarter to cut New York's lead to 17-14.

**VS. JACKSONVILLE (11/19):** 2 carries for 10 yards (5.0 avg.); 4 receptions for 56 yards (14.0 avg.) and 1 TD.

- Caught a 27-yard TD pass from QB Deshone Kizer in the 2nd quarter to cut Jacksonville's lead to 10-7.

## 2016 (CLEVELAND):

- Played in all 16 games with 1 start
- 73 carries for 358 yards (4.9 avg.) and 1 TD.
- 53 receptions for 514 yards (9.7 avg.).
- 1 kickoff return for 19 yards (19.0 avg.); 17 punt returns for 112 yards (6.6 avg.).

**AT MIAMI (9/25):** 10 carries for 69 yards (6.9 avg.); 5 receptions for 12 yards (2.4 avg.).

**AT TENNESSEE (10/16):** 4 carries for 18 yards (4.5 avg.) and 1 TD; 4 receptions for 56 yards (14.0 avg.).

- Scored on a 1-yard rush in the 4th quarter to cut Tennessee's lead to 28-26.

- It was his 1st career rushing TD.

**AT BUFFALO (12/18):** 5 carries for 31 yards (6.2 avg.); 5 receptions for 62 yards (12.4 avg.).

## 2015 (CLEVELAND):

- Played in all 16 games with 7 starts.
- 104 carries for 379 yards (3.6 avg.).
- 61 receptions for 534 yards (8.8 avg.) and 2 TDs.

**AT N.Y. JETS (9/13):** 7 carries for 22 yards (3.1 avg.).

- Started in his NFL debut.

**AT SAN DIEGO (10/4):** 8 carries for 31 (3.9 avg.); 9 receptions for 85 yards (9.4 avg.) and 1 TD.

- Caught a 34-yard TD pass from QB Josh McCown to give Cleveland a 10-7 lead in the 2nd quarter.
- It was his first career TD.

**VS. SAN FRANCISCO (12/13):** 13 carries for 78 yards (6.0 avg.); 1 reception for 6 yards (6.0 avg.).

## BEFORE THE NFL

### COLLEGE (MIAMI):

- 3-year letterman (2012-14) and 2-year starter.
- CAREER:** Played in 33 games with 25 starts; 526 carries for 3,519 yards (6.7 avg.) and 26 TDs; 69 receptions for 719 yards (10.4 avg.) and 4 TDs; 41 kickoff returns for 1,288 yards (31.4 avg.) and 2 TDs.

**JUNIOR (2014):** Started all 13 games; 242 carries for 1,652 yards (6.8 avg.) and 10 TDs; 28 receptions for 421 yards (11.1 avg.) and 3 TDs.

**SOPHOMORE (2013):** Played in 8 games with 7 starts; 145 carries for 920 yards (6.3 avg.) and 6 TDs; 4 receptions for 77 yards (19.3 avg.); 14 kickoff returns for 396 yards (28.3 avg.).

- 1st-team All-ACC.
- His 1,373 rushing yards ranked 3rd in the Pac-12.

**TRUE FRESHMAN (2012):** Played in all 12 games with 5 starts; 139 carries for 947 yards (6.8 avg.) and 10 TDs; 27 receptions for 221 yards (8.2 avg.) and 1 TD; 27 kickoff returns for 892 yards (33.0 avg.) and 2 TDs.

- Freshman All-American.
- Second Team All-ACC.
- ACC Rookie of the Year.

### HIGH SCHOOL (MIAMI NORLAND HS – MIAMI GARDENS, FLA.)

**SENIOR (2011):** 1,957 rushing yards and 29 TDs; 14 receptions for 232 yards (16.6 avg.) and 3 TDs; 4 return TDs.

- Won Class 5A state championship.

## OFF THE FIELD

### PERSONAL:

- **MAJOR:** Sports administration.

## DUKE JOHNSON'S NFL REGULAR SEASON STATS

YEAR	TEAM	GP	GS	RUSHING					RECEIVING				
				ATT	YDS	AVG	LG	TD	REC	YDS	AVG	LG	TD
2015	CLEVELAND	16	7	104	379	3.6	39	0	61	534	8.8	52	2
2016	CLEVELAND	16	1	73	358	4.9	22	1	53	514	9.7	32	0
2017	CLEVELAND	16	0	82	348	4.2	19t	4	74	693	9.4	41t	3
2018	CLEVELAND	16	2	40	201	5.0	23	0	47	429	9.1	32	3
2019	HOUSTON	16	2	83	410	4.9	40	2	44	410	9.3	21	3
2020	HOUSTON	11	5	77	235	3.1	23	1	28	249	8.9	48	1
2021	MIAMI	5	4	71	330	4.6	27	3	4	41	10.3	20	0
<b>NFL TOTALS</b>		<b>96</b>	<b>21</b>	<b>530</b>	<b>2261</b>	<b>4.3</b>	<b>40</b>	<b>11</b>	<b>311</b>	<b>2870</b>	<b>9.2</b>	<b>52</b>	<b>12</b>

## DUKE JOHNSON'S NFL REGULAR SEASON RETURNING STATS

YEAR	TEAM	KICKOFF RETURN					PUNT RETURN					
		KR	YDS	AVG	LG	TD	PR	FC	YDS	AVG	LG	TD
2015	CLEVELAND	2	52	26.0	30	0	0	0	0	0.0	-	0
2016	CLEVELAND	1	19	19.0	19	0	17	1	112	6.6	18	0
2017	CLEVELAND	0	0	0.0	-	0	3	1	17	5.7	12	0
2018	CLEVELAND	0	0	0.0	-	0	0	0	0	0.0	-	0
2019	HOUSTON	0	0	0.0	-	0	0	0	0	0.0	-	0
2020	HOUSTON	0	0	0.0	-	0	0	0	0	0.0	-	0
2021	MIAMI	0	0	0.0	-	0	0	0	0	0.0	-	0
NFL TOTALS		3	71	23.7	30	0	20	2	129	6.5	18	0

## DUKE JOHNSON'S NFL PLAYOFF STATS

YEAR	TEAM	GP	GS	RUSHING					RECEIVING				
				ATT	YDS	AVG	LG	TD	REC	YDS	AVG	LG	TD
2019	HOUSTON	2	1	4	49	12.3	19	0	8	53	6.6	18	0
PLAYOFF TOTALS		2	1	4	49	12.3	19	0	8	53	6.6	18	0

### ADDITIONAL STATS

**Passing:** (Cleveland) 0-for-1 in 2016.  
**Special Teams Tackles:** (Cleveland) 1 in 2015, 1 in 2018 for total of 2.  
**Miscellaneous Tackles:** (Cleveland) 1 in 2015, 2 in 2016, 2 in 2017, 2 in 2018, (Houston) 3 in 2019 for total of 10.

### SINGLE-GAME CAREER HIGHS

**Rushes:** 25 vs. New England, 1/9/22  
**Rushing Yards:** 117 vs. New England, 1/9/22  
**Longest Rush:** 40 vs. Carolina, 9/29/19  
**Rushing TDs:** 2 vs. N.Y. Jets, 12/19/21  
**Receptions:** 9 3 times, last: vs. Kansas City, 11/4/18  
**Receiving Yards:** 87 vs. N.Y. Jets, 10/30/16  
**Longest Reception:** 52 vs. Arizona, 11/1/15  
**Receiving TDs:** 2 vs. Kansas City, 11/4/18

### 100-YARD RUSHING GAMES (2)

DATE	OPPONENT	ATT	YDS	AVG	LG	TD
12/19/21	N.Y. JETS	22	107	4.9	12	2
1/9/22	NEW ENGLAND	25	117	4.7	27	1

### 2015 GAME-BY-GAME STATS (CLEVELAND)

DATE	OPPONENT	P/S	ATT	YDS	AVG	LG	TD
09/13	at N.Y. Jets	1/1	7	22	3.1	8	0
09/20	TENNESSEE	1/0	12	43	3.6	20	0
09/27	OAKLAND	1/0	4	3	0.8	6	0
10/04	at San Diego	1/1	8	31	3.9	9	0
10/11	at Baltimore	1/1	9	22	2.4	6	0
10/18	DENVER	1/0	9	38	4.2	12	0
10/25	at St. Louis	1/0	6	17	2.8	10	0
11/01	ARIZONA	1/0	1	3	3.0	3	0
11/05	at Cincinnati	1/0	3	0	0.0	5	0
11/15	at Pittsburgh	1/0	4	10	2.5	9	0
11/30	BALTIMORE	1/1	7	27	3.9	7	0
12/06	CINCINNATI	1/0	5	2	0.4	5	0
12/13	SAN FRANCISCO	1/1	13	78	6.0	19	0
12/20	at Seattle	1/1	4	46	11.5	39	0
12/27	at Kansas City	1/1	8	26	3.3	11	0
01/03	PITTSBURGH	1/0	4	11	2.8	7	0
2015 TOTALS		16/7	104	379	3.6	39	0

### 2016 GAME-BY-GAME STATS (CLEVELAND)

DATE	OPPONENT	P/S	ATT	YDS	AVG	LG	TD
09/11	at Philadelphia	1/0	3	22	7.3	17	0
09/18	BALTIMORE	1/0	3	12	4.0	8	0
09/25	at Miami	1/0	10	69	6.9	17	0
10/02	at Washington	1/0	8	45	5.6	13	0
10/09	NEW ENGLAND	1/0	4	1	0.3	2	0
10/16	at Tennessee	1/1	4	18	4.5	6	1
10/23	at Cincinnati	1/0	6	15	2.5	5	0
10/30	N.Y. JETS	1/0	4	29	7.3	16	0
11/06	DALLAS	1/0	5	30	6.0	9	0
11/10	at Baltimore	1/0	2	6	3.0	6	0
11/20	PITTSBURGH	1/0	2	10	5.0	12	0
11/27	N.Y. GIANTS	1/0	5	14	2.8	6	0
12/11	CINCINNATI	1/0	4	24	6.0	21	0
12/18	at Buffalo	1/0	5	31	6.2	13	0
12/24	SAN DIEGO	1/0	7	28	4.0	22	0
01/01	at Pittsburgh	1/0	1	4	4.0	4	0
2016 TOTALS		16/1	73	358	4.9	22	1

### 2017 GAME-BY-GAME STATS (CLEVELAND)

DATE	OPPONENT	P/S	ATT	YDS	AVG	LG	TD
09/10	PITTSBURGH	1/0	0	0	0.0	-	0
09/17	at Baltimore	1/0	4	21	5.3	16	0
09/24	at Indianapolis	1/0	2	23	11.5	19t	1
10/01	CINCINNATI	1/0	4	13	3.3	9	1
10/08	N.Y. JETS	1/0	6	20	3.3	8	0
10/15	at Houston	1/0	5	40	8.0	15	0
10/22	TENNESSEE	1/0	7	26	3.7	10	0
10/29	MINNESOTA	1/0	6	33	5.5	7	0
11/12	at Detroit	1/0	10	54	5.4	19	0
11/19	JACKSONVILLE	1/0	2	10	5.0	7	0
11/26	at Cincinnati	1/0	6	35	5.8	13	0
12/03	at L.A. Chargers	1/0	7	2	0.3	4	0
12/10	GREEN BAY	1/0	6	8	1.3	6	0
12/17	BALTIMORE	1/0	7	23	3.3	12t	1
12/24	at Chicago	1/0	4	20	5.0	7	0
12/31	at Pittsburgh	1/0	6	20	3.3	10	1
2017 TOTALS		16/0	82	348	4.2	19t	4

## 2018 GAME-BY-GAME STATS (CLEVELAND)

DATE	OPPONENT	P/S	ATT	YDS	AVG	LG	TD
09/09	PITTSBURGH	1/0	5	17	3.4	13	0
09/16	at New Orleans	1/1	3	3	1.0	3	0
09/20	N.Y. JETS	1/0	2	9	4.5	8	0
09/30	at Oakland	1/0	2	11	5.5	8	0
10/07	BALTIMORE	1/0	5	35	7.0	15	0
10/14	L.A. CHARGERS	1/0	2	36	18.0	23	0
10/21	at Tampa Bay	1/0	1	-4	-4.0	-4	0
10/28	at Pittsburgh	1/1	2	0	0.0	3	0
11/04	KANSAS CITY	1/0	1	8	8.0	8	0
11/11	ATLANTA	1/0	3	15	5.0	9	0
11/25	at Cincinnati	1/0	2	16	8.0	13	0
12/02	at Houston	1/0	0	0	0.0	-	0
12/09	CAROLINA	1/0	2	-6	-3.0	0	0
12/15	at Denver	1/0	4	28	7.0	15	0
12/23	CINCINNATI	1/0	2	12	6.0	7	0
12/30	at Baltimore	1/0	4	21	5.3	8	0
<b>2018 TOTALS</b>		<b>16/2</b>	<b>40</b>	<b>201</b>	<b>5.0</b>	<b>23</b>	<b>0</b>

## 2019 GAME-BY-GAME STATS (HOUSTON)

DATE	OPPONENT	P/S	ATT	YDS	AVG	LG	TD
09/09	at New Orleans	1/0	9	57	6.3	32	0
09/15	JACKSONVILLE	1/0	6	31	5.2	19	0
09/22	at L.A. Chargers	1/0	2	2	1.0	1	0
09/29	CAROLINA	1/0	6	56	9.3	40	0
10/06	ATLANTA	1/0	9	59	6.6	24	0
10/13	at Kansas City	1/0	5	34	6.8	15	0
10/20	at Indianapolis	1/1	7	34	4.9	11	0
10/27	OAKLAND	1/0	3	1	0.3	4	0
11/03	at Jacksonville	1/0	7	13	1.9	4	1
11/17	at Baltimore	1/0	6	40	6.7	17	0
11/21	INDIANAPOLIS	1/0	5	22	4.4	19	0
12/01	NEW ENGLAND	1/0	9	36	4.0	13	0
12/08	DENVER	1/1	1	5	5.0	5	0
12/15	at Tennessee	1/0	2	4	2.0	3	0
12/21	at Tampa Bay	1/0	2	4	2.0	6	0
12/29	TENNESSEE	1/0	4	12	3.0	8	1
<b>2019 TOTALS</b>		<b>16/2</b>	<b>83</b>	<b>410</b>	<b>4.9</b>	<b>40</b>	<b>2</b>

DATE	OPPONENT	P/S	ATT	YDS	AVG	LG	TD
01/04	Buffalo*	1/0	3	38	12.7	19	0
01/12	at Kansas City**	1/1	1	11	11.0	11	0
<b>PLAYOFF TOTALS</b>		<b>2/1</b>	<b>4</b>	<b>49</b>	<b>12.3</b>	<b>19</b>	<b>0</b>

\* AFC Wild Card game  
\*\* AFC Divisional game

## 2020 GAME-BY-GAME STATS (HOUSTON)

DATE	OPPONENT	P/S	ATT	YDS	AVG	LG	TD
09/10	at Kansas City	1/0	5	14	2.8	7	0
09/20	BALTIMORE						INACTIVE
09/27	at Pittsburgh						INACTIVE
10/04	MINNESOTA	1/0	5	24	4.8	8	0
10/11	JACKSONVILLE	1/0	3	8	2.7	3	0
10/18	at Tennessee	1/0	4	9	2.3	10	0
10/25	GREEN BAY	1/0	1	-1	-1.0	-1	0
11/08	at Jacksonville	1/0	16	41	2.6	8	1
11/15	at Cleveland	1/1	14	54	3.9	23	0
11/22	NEW ENGLAND	1/1	10	15	1.5	3	0
11/26	at Detroit	1/1	9	37	4.1	8	0
12/06	INDIANAPOLIS	1/1	2	8	4.0	4	0
12/13	at Chicago	1/1	8	26	3.3	10	0
12/20	at Indianapolis						INACTIVE
12/27	CINCINNATI						INACTIVE
01/03	TENNESSEE						INACTIVE
<b>2020 TOTALS</b>		<b>12/6</b>	<b>77</b>	<b>235</b>	<b>3.1</b>	<b>23</b>	<b>1</b>

## 2021 GAME-BY-GAME STATS (JACKSONVILLE/MIAMI)

DATE	OPPONENT	P/S	ATT	YDS	AVG	LG	TD
09/12	at New England						NOT ON ROSTER
09/19	BUFFALO						NOT ON ROSTER
09/26	at Las Vegas						NOT ON ROSTER
10/03	INDIANAPOLIS						NOT ON ROSTER
10/10	at Tampa Bay						NOT ON ROSTER
10/17	at Jacksonville						NOT ON ROSTER
10/24	ATLANTA						NOT ON ROSTER
10/31	at Buffalo						PRACTICE SQUAD
11/07	HOUSTON						PRACTICE SQUAD
11/11	BALTIMORE						PRACTICE SQUAD
11/21	at N.Y. Jets	1/0	4	18	4.5	6	0
11/28	CAROLINA						PRACTICE SQUAD
12/05	N.Y. GIANTS						PRACTICE SQUAD
12/19	N.Y. JETS	1/1	22	107	4.9	12	2
12/27	at New Orleans	1/1	13	39	3.0	10	0
01/02	at Tennessee	1/1	7	49	7.0	16	0
01/09	NEW ENGLAND	1/1	25	117	4.7	27	1
<b>2021 TOTALS</b>		<b>5/4</b>	<b>71</b>	<b>330</b>	<b>4.6</b>	<b>27</b>	<b>3</b>



## NFL CAREER

### TRANSACTIONS:

- 3rd-round pick (70th overall) by Miami in the 2020 NFL Draft.

### CAREER HIGHLIGHTS:

- Played in 31 career games with 17 starts.
- 135 tackles (85 solo), 6 sacks, 1 interception, 2 passes defended, 2 forced fumbles and 2 fumble recoveries.
- 6 special teams tackles (4 solo).
- His 59 tackles in 2020 were tied for 11th by all NFL rookies.

### 2021 (MIAMI):

- Played in 15 games with 13 starts.
- Inactive for 2 games.
- 76 tackles (45 solo), 5 sacks, 1 interception, 1 pass defended, 1 forced fumble and 2 fumble recoveries.
- 3 solo special teams tackles.

### AT LAS VEGAS (9/26):

- Sacked QB Derek Carr for a loss of 7 yards on 3rd-and-4 in the 2nd quarter.
- Sacked QB Derek Carr for a loss of 15 yards on 3rd-and-11 in the 4th quarter.

### VS. HOUSTON (11/7):

- 6 tackles (3 solo) and 1 fumble recovery.
- Recovered a TE Jordan Akins fumble forced by S Eric Rowe in the 4th quarter.

### AT N.Y. JETS (11/21):

- 6 tackles (2 solo), 1 sack and 1 forced fumble.
- Strip-sacked QB Joe Flacco in the 2nd quarter and the fumble was recovered by DT Christian Wilkins and returned for 9 yards.

### VS. N.Y. JETS (12/19):

- 6 tackles (4 solo) and 1 sack.
- Sacked QB Zach Wilson for a loss of 8 yards in the 3rd quarter.

### AT NEW ORLEANS (12/27):

- 6 tackles (2 solo), 1 sack, 1 interception and 1 pass defended.
- Sacked QB Ian Book for a loss of 3 yards on 3rd-and-8 in the 3rd quarter.
- Intercepted QB Ian Book on 4th-and-9 in the 4th quarter and returned it 8 yards.
- It was his 1st career interception.

### 2020 (MIAMI):

- Played in all 16 games with 4 starts.
- 59 tackles (40 solo), 1 sack, 1 pass defended and 1 forced fumble.
- 3 special teams tackles (1 solo).
- His 59 tackles were tied for 11th among all NFL rookies.

### AT NEW ENGLAND (9/13):

- 9 tackles (7 solo).
- Made his NFL debut.

### AT N.Y. JETS (11/29):

- 3 tackles (2 solo) and 1 sack.
- Sacked QB Sam Darnold on 3rd-and-3 for a loss of 9 yards in the 1st quarter.
- It was his 1st career sack.

### VS. NEW ENGLAND (12/20):

- 6 tackles (4 solo) and 1 forced fumble.
- Forced a QB Cam Newton fumble on 3rd-and-8 in the 2nd quarter.

## BEFORE THE NFL

### COLLEGE (TEXAS):

- 4-year letterman (2016-19) and 3-year starter.
- CAREER:** Played in 46 games with 35 starts; 233 tackles (175 solo), 1 sack, 4 interceptions, 11 passes defended, 2 forced fumbles and 3 fumble recoveries; 2 blocked punts; 3 kickoff returns for 55 yards (18.3 avg.); 14 punt returns for 161 yards (11.5 avg.).

### SENIOR (2019):

- Started 12 games; 86 tackles (64 solo), 1 sack, 2 interceptions, 6 passes defended, 1 forced fumble and 1 fumble recovery; 6 punt returns for 63 yards (10.5 avg.).
- Voted a team captain.

### JUNIOR (2018):

- Started 10 games; 70 tackles (48 solo), 2 interceptions, 3 passes defended and 2 fumble recoveries; 6 punt returns for 65 yards (10.8 avg.).
- Honorable mention All-Big 12.

### SOPHOMORE (2017):

- Started 12 games; 61 tackles (51 solo), 2 passes defended and 1 forced fumble; 1 kickoff return for 11 yards.
- TRUE FRESHMAN (2016):** Played all 12 games with 1 start; 16 tackles (12 solo); 2 blocked punts; 2 kickoff returns for 44 yards (22.0 avg.); 2 punt returns for 33 yards (16.5 avg.).

## HIGH SCHOOL (NACOGDOCHES HS – NACOGDOCHES, TEXAS)

- Played on offense, defense and special teams.
- Also ran track and placed 3rd in the state championships as the anchor on the 4x200m team.

**SENIOR (2015):** 124 tackles and 2 interceptions; 8 TDs on offense and special teams.

- All-American.
- Texas Defensive Player of the Year.
- 1st-team all-state.
- All-district.

**JUNIOR (2014):** 30 tackles and 2 forced fumbles.

**SOPHOMORE (2013):** 95 tackles, 5 interceptions and 13 passes defended; 1 interception return for a TD.

- Honorable mention all-state.
- 1st-team all-district at defensive back and return specialist.

## OFF THE FIELD

### PERSONAL:

- **MAJOR:** Sport management.

## BRANDON JONES' NFL REGULAR SEASON STATS

YEAR	TEAM	GP	GS	TACKLES					INTERCEPTIONS					FUMBLES	
				TOT	SOLO	ASST	SK	YDS	INT	YDS	LG	TD	PD	FF	FR
2020	MIAMI	16	4	59	40	19	1.0	9.0	0	0	0	0	1	1	0
2021	MIAMI	15	13	76	45	31	5.0	39.0	1	8	8	0	1	1	2
<b>NFL TOTALS</b>		<b>31</b>	<b>17</b>	<b>135</b>	<b>85</b>	<b>50</b>	<b>6.0</b>	<b>48.0</b>	<b>1</b>	<b>8</b>	<b>8</b>	<b>0</b>	<b>2</b>	<b>2</b>	<b>2</b>

### ADDITIONAL STATS

**Special Teams Tackles:** 3 in 2020, 3 in 2021 for total of 6.

### SINGLE-GAME CAREER HIGHS

<b>Tackles:</b>	9	at New England, 9/13/20
<b>Sacks:</b>	2	at Las Vegas, 9/26/21
<b>Interceptions:</b>	1	at New Orleans, 12/27/21
<b>Passes Defended:</b>	1	Twice, last: at New Orleans, 12/27/21
<b>Forced Fumbles:</b>	1	Twice, last: at N.Y. Jets, 11/21/21
<b>Fumble Recoveries:</b>	1	Twice, last: vs. Houston, 11/7/21



# 24

## BYRON JONES

CORNERBACK // 6-1 // 194 // CONNECTICUT '15  
ACQUIRED: UFA, '20 (DAL.)  
HOMETOWN: NEW BRITAIN, CONN. // BORN: 9/26/92  
NFL: SEVENTH SEASON // DOLPHINS: SECOND SEASON



### NFL CAREER

#### TRANSACTIONS:

- Signed by Miami as an unrestricted free agent from Dallas on March 21, 2020.
- 1st-round pick (27th overall) by Dallas in the 2015 NFL Draft.

#### CAREER HONORS:

- 2020 Walter Payton Man of the Year Nominee.
- No. 97 on the NFL Network Top 100 list in 2019.
- 2018 Pro Bowl selection.
- 2018 2nd-team All-Pro.

#### CAREER HIGHLIGHTS:

- Played in 109 career games with 103 starts.
- 421 tackles (326 solo), 4 interceptions, 57 passes defended and 5 forced fumbles; 1 interception return for a TD.
- 21 special teams tackles (17 solo).

#### 2021 (MIAMI):

- Started 16 games.
- Inactive for 1 game.
- 58 tackles (47 solo), 10 passes defended and 1 forced fumble.

**AT NEW ENGLAND (9/12):** 6 tackles (5 solo), 1 pass defended and 1 forced fumble.

- Forced a TE Jonnu Smith fumble in the 2nd quarter.

**VS. HOUSTON (11/7):** 6 tackles (5 solo) and 1 pass defended.

**VS. BALTIMORE (11/11):** 9 tackles (7 solo).

#### 2020 (MIAMI):

- Started 14 games.
- Inactive for 2 games.
- 37 tackles (28 solo), 2 interceptions, 4 passes defended and 1 forced fumble.
- Member of the team's Social Impact Committee.

**VS. L.A. CHARGERS (11/15):** 3 solo tackles and 1 pass defended.

**VS. KANSAS CITY (12/13):** 3 tackles (2 solo), 1 interception, 1 pass defended and 1 forced fumble.

- Intercepted QB Patrick Mahomes in the 1st quarter.

- Forced a WR Mecole Hardman fumble in the 3rd

quarter that was recovered by LB Kamu Grugier-Hill.

**AT BUFFALO (1/3):** 6 solo tackles, 1 interception and 1 pass defended.

- Intercepted QB Josh Allen in the 1st quarter.

#### HONORS:

- Walter Payton Man of the Year Nominee.
- Won the Nat Moore Community Service Award as part of the team's Social Impact Committee.

#### 2019 (DALLAS):

- Played in 15 games with 14 starts at cornerback.
- Inactive for 1 game.
- 44 tackles (35 solo), 6 passes defended and 1 forced fumble.
- 2 solo special teams tackles.

**AT WASHINGTON (9/15):** 8 solo tackles and 1 pass defended.

**VS. PHILADELPHIA (10/20):** 2 tackles (1 solo), 1 pass defended and 1 forced fumble.

- Forced a RB Boston Scott fumble in the 4th quarter.

**AT CHICAGO (12/5):** 6 solo tackles.

#### HONORS:

- No. 97 on the NFL Network Top 100 list.

#### 2018 (DALLAS):

- Started all 16 games at cornerback.
- 65 tackles (54 solo) and 14 passes defended.
- 2 solo special teams tackles.

**AT HOUSTON (10/7):** 10 tackles (8 solo) and 2 passes defended.

**AT ATLANTA (11/18):** 7 tackles (5 solo) and 1 pass defended.

**VS. TAMPA BAY (12/23):** 7 solo tackles and 1 pass defended.

#### POSTSEASON:

**NFC WILD CARD VS. SEATTLE (1/5):** 4 tackles (2 solo).

**NFC DIVISIONAL AT L.A. RAMS (1/12):** 4 solo tackles and 1 pass defended.

#### PRO BOWL:

- Earned his 1st Pro Bowl selection.

#### HONORS:

- 2nd-team All-Pro cornerback.

#### 2017 (DALLAS):

- Started all 16 games at safety.



- 71 tackles (48 solo), 1 interception, 5 passes defended and 1 forced fumble; 1 interception return for a TD.

- 9 special teams tackles (7 solo).

**AT ARIZONA (9/25):** 5 tackles (3 solo) and 2 passes defended.

**AT WASHINGTON (10/29):** 4 tackles (1 solo), 1 interception and 1 pass defended; 1 interception return for a TD.

- Intercepted QB Kirk Cousins and returned it 21 yards for a TD in the 4th quarter.

**AT PHILADELPHIA (12/31):** 5 solo tackles and 1 forced fumble.

- Forced a WR Marcus Johnson fumble in the 4th quarter.

## 2016 (DALLAS):

- Started all 16 games at safety.
- 81 tackles (67 solo), 1 interception, 10 passes defended and 1 forced fumble.
- 7 special teams tackles (6 solo).

**AT PITTSBURGH (11/13):** 12 tackles (11 solo).

**VS. WASHINGTON (11/24):** 7 solo tackles and 2 passes defended.

**VS. TAMPA BAY (12/18):** 7 tackles (4 solo), 1 interception and 2 passes defended.

- Intercepted a QB Jameis Winston pass intended for WR Mike Evans for a 7-yard return in the 2nd quarter.

## POSTSEASON:

**NFC DIVISIONAL VS. GREEN BAY (1/15):** 5 solo tackles and 2 passes defended.

## 2015 (DALLAS):

- Played in all 16 games with 11 starts at safety.
- 65 tackles (47 solo) and 9 passes defended.
- 1 assisted special teams tackle.

**AT N.Y. GIANTS (10/25):** 7 tackles (6 solo).

- Made his NFL debut.

**VS. PHILADELPHIA (11/8):** 5 solo tackles and 2 passes defended.

**VS. N.Y. JETS (12/19):** 6 solo tackles.

## BEFORE THE NFL

### COLLEGE (CONNECTICUT):

- 4-year starter (2011-14).

**CAREER:** Played in 43 games with 38 starts; 222 tackles (130 solo), 8 interceptions, 26 passes defended and 1 fumble recovery; 1 fumble recovery TD; 1 blocked punt for a TD.

**SENIOR (2014):** Started 7 games at cornerback; 24 tackles (16 solo), 2 interceptions and 6 passes defended; 1 interception return for a TD.

**JUNIOR (2013):** Played in all 12 games with 11 starts at cornerback; 60 tackles (42 solo), 3 interceptions and 11 passes defended.

**SOPHOMORE (2012):** Started all 12 games at safety; 87 tackles (39 solo), 1 interception and 3 passes defended.

- His 87 tackles ranked 3rd on the team.

**REDSHIRT FRESHMAN (2011):** Played in all 12 games with 8 starts at safety; 51 tackles (33 solo), 2 interceptions, 6 passes defended and 1 fumble recovery; 1 fumble recovery TD; 1 blocked punt for a TD.

- Redshirted in 2010.

## HIGH SCHOOL (ST. PAUL CATHOLIC HS – BRISTOL, CONN.)

- Played on both defense and special teams.
- Also played basketball and ran track.

## SENIOR (2009):

- All-state.
- 1st-team All-Naugatuck Valley
- Served as a team captain.

## OFF THE FIELD

### COMMUNITY:

#### 2021:

- Continued to lead the charge with the Social Impact Committee to bridge the digital divide, helping configure and distribute 25,000 Wi-Fi extenders in Palm Beach County.
- In partnership with the Miami Dolphins Foundation and NFL Foundation, helped the Social Impact Committee raise \$1.1 million to support Broward, Miami-Dade and Palm Beach County Public Schools, the Florida Rights Restoration Coalition and Florida Memorial University.

#### 2020:

- Helped establish the Social Impact Committee to make a difference in civic engagement, education and economic empowerment.

### PERSONAL:

- Interned for Connecticut State Rep. Joe Aresimowicz and former U.S. Rep. Elizabeth Esty in the summer of 2013.
- **MAJOR:** Economics.

### BYRON JONES' NFL REGULAR SEASON STATS

YEAR	TEAM	GP	GS	TACKLES					INTERCEPTIONS					FUMBLES	
				TOT	SOLO	ASST	SK	YDS	INT	YDS	LG	TD	PD	FF	FR
2015	DALLAS	16	11	65	47	18	0.0	0.0	0	0	0	0	9	0	0
2016	DALLAS	16	16	81	67	14	0.0	0.0	1	7	7	0	10	1	0
2017	DALLAS	16	16	71	48	23	0.0	0.0	1	21	21	1	5	1	0
2018	DALLAS	16	16	65	54	11	0.0	0.0	0	0	0	0	14	0	0
2019	DALLAS	15	14	44	35	9	0.0	0.0	0	0	0	0	6	1	0
2020	MIAMI	14	14	37	28	9	0.0	0.0	2	15	15	0	4	1	0
2021	MIAMI	16	16	58	47	11	0.0	0.0	0	0	0	0	10	1	0
<b>NFL TOTALS</b>		<b>109</b>	<b>103</b>	<b>421</b>	<b>326</b>	<b>95</b>	<b>0.0</b>	<b>0.0</b>	<b>4</b>	<b>43</b>	<b>7</b>	<b>1</b>	<b>57</b>	<b>5</b>	<b>0</b>

### BYRON JONES' NFL PLAYOFF STATS

YEAR	TEAM	GP	GS	TACKLES					INTERCEPTIONS					FUMBLES	
				TOT	SOLO	ASST	SK	YDS	INT	YDS	LG	TD	PD	FF	FR
2016	DALLAS	1	1	5	5	0	0.0	0.0	0	0	0	0	2	0	0
2018	DALLAS	2	2	8	6	2	0.0	0.0	0	0	0	0	1	0	0
<b>PLAYOFF TOTALS</b>		<b>3</b>	<b>3</b>	<b>13</b>	<b>11</b>	<b>2</b>	<b>0.0</b>	<b>0.0</b>	<b>0</b>	<b>0</b>	<b>0</b>	<b>0</b>	<b>3</b>	<b>0</b>	<b>0</b>

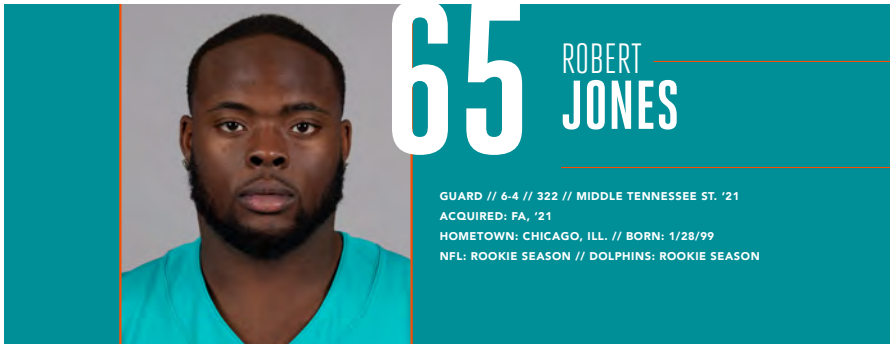
#### ADDITIONAL STATS

**Defensive Touchdowns:** 21-yard interception return at Washington (10/29/17).

**Special Teams Tackles:** 1 in 2015, 7 in 2016, 9 in 2017, 2 in 2018, 2 in 2019 for total of 21.

#### SINGLE-GAME CAREER HIGHS

**Tackles:** 12 at Pittsburgh, 11/13/16  
**Interceptions:** 1 3 times, last: at Buffalo, 1/3/21  
**Passes Defensed:** 3 vs. Jacksonville, 10/14/18  
**Forced Fumbles:** 1 5 times, last: at New England, 9/12/21



## NFL CAREER

### TRANSACTIONS:

- Signed by Miami as an undrafted college free agent on May 13, 2021.

### CAREER HIGHLIGHTS:

- Played in 8 career games with 1 start.

### 2021 (MIAMI):

- Played in 8 games with 1 start.
- Missed 1 game on the Reserve/COVID-19 List.
- Dressed but did not play in 8 games.

**VS. BUFFALO (9/19):** Contributed as a reserve offensive lineman.

- Made his NFL debut.

**VS. N.Y. JETS (12/19):** Played 10 snaps as an extra offensive lineman.

**VS. NEW ENGLAND (1/9):** Started at right tackle.

- Made his 1st career start.

## BEFORE THE NFL

### COLLEGE (MIDDLE TENNESSEE STATE):

- 2-year starter (2019-20).
- Transferred from Highland (Kansas) Community College following his sophomore season in 2018.

**CAREER (AT MIDDLE TENNESSEE STATE):** Played in 20 games with 18 starts at right tackle.

### SENIOR (2020 AT MIDDLE TENNESSEE STATE):

Played in 8 games with 7 starts at right tackle;

- Honorable mention All-Conference USA

### JUNIOR (2019 AT MIDDLE TENNESSEE STATE):

Played in all 12 games with 11 starts at right tackle.

- Honorable mention All-Conference USA.

**SOPHOMORE (2018 AT HIGHLAND CC):** Started all 10 games at left guard.

- Honorable mention all-conference.

### TRUE FRESHMAN (2017 AT HIGHLAND CC):

Played in 8 games with 3 starts on the offensive line.

### HIGH SCHOOL (ROCKFORD EAST HS – ROCKFORD, ILL.)

- Also played defensive line.

## OFF THE FIELD

### PERSONAL:

- **MAJOR:** Integrated studies.

### COMMUNITY:

- In 2021, selected the CHAMPS Male Mentoring Program – a youth mentorship program he participated in growing up in Chicago – for My Cause My Cleats

## ROBERT JONES' NFL REGULAR SEASON STATS

GAMES/STARTS: 2021: 8/1

NFL TOTALS: 8/1



# 66

## SOLOMON KINDLEY

GUARD // 6-4 // 335 // GEORGIA '20

ACQUIRED: D4, '20

HOMETOWN: JACKSONVILLE, FLA. // BORN: 7/31/97

NFL: SECOND SEASON // DOLPHINS: SECOND SEASON

### NFL CAREER

#### TRANSACTIONS:

- 4th-round pick (111th overall) by Miami in the 2020 NFL Draft.

#### CAREER HIGHLIGHTS:

- Played in 29 career games with 15 starts – 10 at right guard, 4 at left guard and 1 as an extra offensive lineman.

#### 2021 (MIAMI):

- Played in 16 games with 2 starts at left guard.
- Missed 1 game on the Reserve/COVID-19 List.

**AT NEW ENGLAND (9/12):** Started at left guard.

**VS. BUFFALO (9/19):** Started at left guard.

#### 2020 (MIAMI):

- Started 13 games – 10 at right guard, 2 at left guard and 1 as an extra offensive lineman.
- Inactive for 2 games.
- Dressed but did not play in 1 game.

**AT NEW ENGLAND (9/13):** Started at right guard.

- Made his NFL debut.
- Joined Austin Jackson as the 1st Dolphins rookie duo to start a season opener on the offensive line since 2008 (Jake Long and Donald Thomas).

**VS. CINCINNATI (12/6):** Started at left guard.

- Protected QB Tua Tagovailoa and did not allow a sack.
- It was the 1st time the Dolphins did not allow a sack in multiple games in the same season since 2017.

**VS. NEW ENGLAND (12/20):** Started at left guard.

- Helped the team rush for 250 yards, which was Miami's most since Dec. 24, 2016 at Buffalo and the most allowed by New England since Nov. 24, 2013.

### BEFORE THE NFL

#### COLLEGE (GEORGIA):

- 4-year letterman (2016-19) and 3-year starter.

**CAREER:** Played in 43 games with 32 starts – 25 at left guard and 7 at right guard.

**JUNIOR (2019):** Played in 13 games with 11 starts at left guard.

**SOPHOMORE (2018):** Started all 14 games at left guard.

**REDSHIRT FRESHMAN (2017):** Played in all 15 games with 7 starts at right guard.

- Freshman All-SEC.
- Awarded a redshirt for 2016 season.

**TRUE FRESHMAN (2016):** Played in 1 game.

#### HIGH SCHOOL (WILLIAM RAINES SENIOR HS – JACKSONVILLE, FLA.)

- Also swam and played basketball.

**SENIOR (2015):**

- 2nd-team all-state.

### OFF THE FIELD

#### COMMUNITY:

- In 2021, partnered with the Progressive Firefighters Association to host a camp where he taught local youth how to swim.

#### PERSONAL:

- **MAJOR:** Sport management.

### SOLOMON KINDLEY'S NFL REGULAR SEASON STATS

GAMES/STARTS: 2020: 13/13, 2021: 16/2

NFL TOTALS: 29/15



# 32 PATRICK LAIRD

**RUNNING BACK // 6-1 // 197 // CALIFORNIA '19**  
**ACQUIRED: FA, '19**  
**HOMETOWN: ARROYO GRANDE, CALIF. // BORN: 8/17/95**  
**NFL: THIRD SEASON // DOLPHINS: THIRD SEASON**

## NFL CAREER

### TRANSACTIONS:

- Signed to Miami's active roster on Oct. 30, 2021.
- Signed to Miami's practice squad on Sept. 1, 2021.
- Waived by Miami on Aug. 31, 2021.
- Signed by Miami as an undrafted college free agent on May 9, 2019.

### CAREER HIGHLIGHTS:

- Played in 37 career games with 4 starts.
- 76 carries for 244 yards (3.2 avg.) and 1 TD.
- 36 receptions for 289 yards (8.0 avg.).
- 7 special teams tackles (6 solo).
- His 204 receiving yards in 2019 were the 2nd-most by any rookie running back in the NFL that season:

NFL RECEIVING LEADERS (2019 ROOKIE RUNNING BACKS)				
PLAYER	TEAM	REC	YDS	AVG
1. Miles Sanders	Phil.	50	509	10.2
2. <b>PATRICK LAIRD</b>	<b>MIA.</b>	<b>23</b>	<b>204</b>	<b>8.9</b>
3. Devin Singletary	Buf.	29	194	6.7
4. David Montgomery	Chi.	25	185	7.4
5. Josh Jacobs	Oak.	20	166	8.3

- His 204 receiving yards from Week 10 through the end of the season were tied for 12th in the NFL among all running backs.

### 2021 (MIAMI):

- Played in 6 games.
- Missed the rest of the season after being placed on injured reserve on Dec. 8.
- Signed to Miami's active roster on Oct. 30.
- Spent 7 games on Miami's practice squad.
- 1 carry for 4 yards.
- 3 receptions for 17 yards (5.7 avg.).

**AT BUFFALO (10/31):** 1 reception for 10 yards.

**VS. BALTIMORE (11/11):** 1 reception for 2 yards.

**AT N.Y. JETS (11/21):** 1 carry for 4 yards; 1 reception for 5 yards.

### 2020 (MIAMI):

- Played in all 16 games.
- 13 carries for 72 yards (5.5 avg.).
- 10 receptions for 68 yards (6.8 avg.).
- 1 solo special teams tackle.
- Member of the team's Social Impact Committee.

**VS. L.A. CHARGERS (11/15):** 2 carries for 19 yards (9.5 avg.); 1 solo special teams tackle.

**VS. CINCINNATI (12/6):** 3 carries for 6 yards (2.0 avg.); 2 receptions for 16 yards (8.0 avg.).

**VS. NEW ENGLAND (12/20):** 2 carries for 20 yards (10.0 avg.); 2 receptions for 12 yards (6.0 avg.).

### HONORS:

- Won the Nat Moore Community Service Award as part of the team's Social Impact Committee.

### 2019 (MIAMI):

- Played in 15 games with 4 starts.
- Inactive for 1 game.
- 62 carries for 168 yards (2.7 avg.) and 1 TD; 23 receptions for 204 yards (8.9 avg.).
- 6 special teams tackles (5 solo).
- His 204 receiving yards were the 2nd-most by any rookie running back in the NFL.
- His 204 receiving yards from Week 10 through the end of the season were tied for 12th in the NFL among all running backs.

**VS. PHILADELPHIA (12/1):** 10 carries for 5 yards (0.5 avg.) and 1 TD; 4 receptions for 43 yards (10.8 avg.).

- Ran for a 4-yard TD and then caught a 2-point conversion pass from QB Ryan Fitzpatrick to give Miami a 34-28 in the 4th quarter.
- It was his first career TD.

**AT N.Y. JETS (12/8):** 15 carries for 48 yards (3.2 avg.); 4 receptions for 38 yards (9.5 avg.).

- Made his 1st career start.

**AT N.Y. GIANTS (12/15):** 12 carries for 46 yards (3.8 avg.); 2 receptions for 8 yards (4.0 avg.); 1 solo special teams tackle.

## BEFORE THE NFL

### COLLEGE (CALIFORNIA):

- 4-year letterman (2014; 2016-18) and 2-year starter.

**CAREER:** Played in 41 games with 21 starts; 425 carries for 2,153 yards (5.1 avg.) and 14 TDs; 99 receptions for 608 yards (6.1 avg.) and 5 TDs; 2-of-2 passing (100 pct.) for 25 yards.

**SENIOR (2018):** Started all 13 games; 223 carries for 961 yards (4.3 avg.) and 5 TDs; 51 receptions for 288 yards (5.7 avg.) and 4 TDs; 2-of-2 passing (100 pct.) for 25 yards.

- Finalist for the Burlsworth Trophy (nation's best former walk-on).

- His 51 receptions were the most in school history by a running back.
  - Voted a team captain.
- JUNIOR (2017):** Played in 11 games with 8 starts; 191 carries for 1,127 yards (5.9 avg.) and 8 TDs; 45 receptions for 322 yards (7.2 avg.) and 1 TD.
- Honorable mention All-Pac-12.
  - His 5.9 yards per carry ranked 6th in the Pac-12 (min. 100 attempts).
  - His 1,127 rushing yards ranked 8th in the Pac-12.
- REDSHIRT SOPHOMORE (2016):** Played in all 12 games; 8 carries for 59 yards (7.4 avg.) and 1 TD; 3 receptions for -2 yards (-0.7 avg.).
- Redshirted in 2015.
- TRUE FRESHMAN (2014):** Played in 5 games; 3 carries for 6 yards (2.0 avg.).

### HIGH SCHOOL (MISSION COLLEGE PREP HS – SAN LUIS OBISPO, CALIF.)

- Played running back and defensive back.
- Also lettered in basketball.

**CAREER:** 547 carries for 4,551 yards (8.3 avg.) and 50 TDs; 47 receptions for 734 yards (15.6 avg.) and 11 TDs; 77 tackles, 2 sacks, 5 interceptions, 12 passes defended and 1 fumble recovery; 16 kickoff returns for 483 yards (30.2 avg.); 11 punt returns for 142 yards (12.9 avg.); 1 blocked punt.

**SENIOR (2013):** 408 carries for 3,117 yards (7.6 avg.) and 32 TDs; 7 receptions for 67 yards (9.6 avg.) and 2 TDs.

**JUNIOR (2012):** 77 carries for 970 yards (12.6 avg.) and 13 TDs; 27 receptions for 506 yards (18.7 avg.) and 7 TDs; 51 tackles, 2 sacks, 1 interception and

6 passes defended; 4 kickoff returns for 65 yards (16.3 avg.); 2 punt returns for 31 yards (15.5 avg.).

**SOPHOMORE (2011):** 62 carries for 464 yards (7.5 avg.); 13 receptions for 161 yards (12.4 avg.) and 2 TDs; 26 tackles, 2 interceptions, 3 passes defended and 1 fumble recovery; 8 kickoff returns for 227 yards (28.4 avg.); 3 punt returns for 45 yards (15.0 avg.); 1 blocked punt.

### OFF THE FIELD

#### COMMUNITY:

##### 2021:

- Volunteered at the Miami Dolphins holiday event to spend time with and provide dinner and children's gifts for South Florida families.

##### 2020:

- Helped establish the Social Impact Committee to make a difference in civic engagement, education and economic empowerment.
- Hosted the 3rd annual Patrick Laird Summer Reading Challenge to encourage kids to read.

##### 2019:

- Collaborated with fellow Dolphins rookies and Neighbors4Neighbors to sponsor four South Florida families with holiday gifts and game tickets.
- Volunteered with Big Brothers Big Sisters of Miami for the Dolphins Kids Cook-Off at Publix and Top Golf event through Football Unites.

#### PERSONAL:

- **MAJOR:** Political science and business administration.

### PATRICK LAIRD'S NFL REGULAR SEASON STATS

YEAR	TEAM	GP	GS	RUSHING					RECEIVING				
				ATT	YDS	AVG	LG	TD	REC	YDS	AVG	LG	TD
2019	MIAMI	15	4	62	168	2.7	18	1	23	204	8.9	21	0
2020	MIAMI	16	0	13	72	5.5	17	0	10	68	6.8	17	0
2021	MIAMI	6	0	1	4	4.0	4	0	3	17	5.7	10	0
<b>NFL TOTALS</b>		<b>37</b>	<b>4</b>	<b>76</b>	<b>244</b>	<b>3.2</b>	<b>18</b>	<b>1</b>	<b>36</b>	<b>289</b>	<b>8.0</b>	<b>21</b>	<b>0</b>

#### ADDITIONAL STATS

Special Teams Tackles: 6 in 2019, 1 in 2020 for total of 7.

#### 2019 GAME-BY-GAME STATS (MIAMI)

DATE	OPPONENT	P/S	ATT	YDS	AVG	LG	TD
09/08	BALTIMORE		INACTIVE				
09/15	NEW ENGLAND	1/0	0	0	0.0	0	0
09/22	at Dallas	1/0	0	0	0.0	0	0
09/29	L.A. CHARGERS	1/0	0	0	0.0	0	0
10/13	WASHINGTON	1/0	0	0	0.0	0	0
10/20	at Buffalo	1/0	0	0	0.0	0	0
10/28	at Pittsburgh	1/0	0	0	0.0	0	0
11/03	N.Y. JETS	1/0	0	0	0.0	0	0
11/10	at Indianapolis	1/0	2	4	2.0	3	0
11/17	BUFFALO	1/0	1	7	7.0	7	0
11/24	at Cleveland	1/0	3	20	6.7	13	0
12/01	PHILADELPHIA	1/0	10	5	0.5	4t	1
12/08	at N.Y. Jets	1/1	15	48	3.2	16	0
12/15	at N.Y. Giants	1/1	12	46	3.8	18	0
12/22	CINCINNATI	1/1	8	17	2.1	7	0
12/29	at New England	1/1	11	21	1.9	4	0
<b>2019 TOTALS</b>		<b>15/4</b>	<b>62</b>	<b>168</b>	<b>2.7</b>	<b>18</b>	<b>1</b>

#### 2020 GAME-BY-GAME STATS (MIAMI)

DATE	OPPONENT	P/S	ATT	YDS	AVG	LG	TD
09/13	at New England	1/0	0	0	0.0	0	0
09/20	BUFFALO	1/0	0	0	0.0	0	0
09/24	at Jacksonville	1/0	0	0	0.0	0	0
10/04	SEATTLE	1/0	0	0	0.0	0	0
10/11	at San Francisco	1/0	0	0	0.0	0	0
10/18	N.Y. JETS	1/0	0	0	0.0	0	0
11/01	L.A. RAMS	1/0	0	0	0.0	0	0
11/08	at Arizona	1/0	1	-1	-1.0	-1	0
11/15	N.Y. JETS	1/0	2	19	9.5	17	0
11/22	at Denver	1/0	0	0	0.0	0	0
11/29	at N.Y. Jets	1/0	1	9	9.0	9	0
12/06	CINCINNATI	1/0	3	6	2.0	4	0
12/13	KANSAS CITY	1/0	4	19	4.8	9	0
12/20	NEW ENGLAND	1/0	2	20	10.0	12	0
12/26	at Las Vegas	1/0	0	0	0.0	0	0
01/03	at Buffalo	1/0	0	0	0.0	0	0
<b>2020 TOTALS</b>		<b>16/0</b>	<b>13</b>	<b>72</b>	<b>5.5</b>	<b>17</b>	<b>0</b>

## 2021 GAME-BY-GAME STATS (MIAMI)

DATE	OPPONENT	P/S	ATT	YDS	AVG	LG	TD
09/12	at New England		PRACTICE SQUAD				
09/19	BUFFALO		PRACTICE SQUAD				
09/26	at Las Vegas		PRACTICE SQUAD				
10/03	INDIANAPOLIS		PRACTICE SQUAD				
10/10	at Tampa Bay		PRACTICE SQUAD				
10/17	at Jacksonville		PRACTICE SQUAD				
10/24	ATLANTA		PRACTICE SQUAD				
10/31	at Buffalo	1/0	0	0	0.0	-	0
11/07	HOUSTON	1/0	0	0	0.0	-	0
11/11	BALTIMORE	1/0	0	0	0.0	-	0
11/21	at N.Y. Jets	1/0	1	4	4.0	4	0
11/28	CAROLINA	1/0	0	0	0.0	-	0
12/05	N.Y. GIANTS	1/0	0	0	0.0	-	0
12/19	N.Y. JETS		INJURED RESERVE				
12/27	at New Orleans		INJURED RESERVE				
01/02	at Tennessee		INJURED RESERVE				
01/09	NEW ENGLAND		INJURED RESERVE				
<b>2021 TOTALS</b>		<b>6/0</b>	<b>1</b>	<b>4</b>	<b>4.0</b>	<b>4</b>	<b>0</b>



## NFL CAREER

### TRANSACTIONS:

- Awarded off waivers to Miami on Nov. 24, 2021.
- Signed by Houston as an unrestricted free agent from Denver on March 30, 2021.
- Signed by Denver as an undrafted college free agent on May 1, 2018.

### CAREER HIGHLIGHTS:

- 2018 Pro Bowl Selection.
- 2018 PFWA All-Rookie team.
- AFC Offensive Player of the Week (at Cincinnati, 12/2/18).
- FedEx Ground Player of the Week (at Cincinnati, 12/2/18).
- Pepsi Rookie of the Week (at Cincinnati, 12/2/18).

### CAREER HIGHLIGHTS:

- Played in 56 career games with 33 starts.
- 622 carries for 2,799 yards (4.5 avg.) and 18 TD.
- 81 receptions for 510 yards (6.3 avg.) and 2 TDs.
- 11 kickoff returns for 235 yards (21.4 avg.).
- 3 punt returns for 23 yards (7.7 avg.).

### 2021 (HOUSTON/MIAMI):

- Played in 4 games with Miami.
- Inactive for 1 game with Miami.
- Missed 1 game on the Reserve/COVID-19 list with Miami.
- 38 carries for 119 yards (3.1 avg.) with Miami.
- 1 reception for 8 yards with Miami.
- 4 kickoff returns for 72 yards (18.0 avg.).
- Awarded to Miami off waivers on Nov. 24.
- Played in 10 games with 1 starts with Houston.
- 50 carries for 130 yards (2.6 avg.) and 1 TD with Houston.
- 3 receptions for 37 yards (12.3 avg.) and 1 TD with Houston.

**AT CLEVELAND (9/19):** 5 carries for 2 yards (0.4 avg.); 1 reception for 22 yards (22.0 avg.) and 1 TD.

• Caught a 22-yard TD pass from QB Tyrod Taylor in the 1st quarter to tie the game at 7-7.

**VS. CAROLINA (11/28):** 12 carries for 42 yards (3.5 avg.)

**VS. NEW ENGLAND (1/9):** 11 carries for 40 yards (3.6 avg.).

### 2020 (DENVER):

- Played in 11 games with 8 starts.
- Inactive for 3 games.
- Missed the final 2 games of the season after being placed on injured reserve on Dec. 26.
- 118 carries for 502 yards (4.3 avg.) and 1 TD
- 7 receptions for 28 yards (4.0 avg.).

**AT NEW ENGLAND (10/18):** 23 carries for 101 yards (4.4 avg.).

- Recorded the 6th 100-yard rushing output of his career.

**VS. L.A. CHARGERS (11/1):** 6 carries for 83 yards (13.8 avg.) and 1 TD; 1 reception for 3 yards (3.0 avg.).

- Scored on a 55-yard rush in the 3rd quarter to cut the Chargers' lead to 24-10.

**VS. MIAMI (11/22):** 16 carries for 82 yards (5.1 avg.).

### 2019 (DENVER):

- Started all 16 games
- 224 carries for 1,011 yards (4.5 avg.) and 7 TDs.
- 35 receptions for 196 yards (5.6 avg.).

**AT L.A. CHARGERS (10/6):** 15 carries for 114 yards (7.6 avg.) and 1 TD; 4 receptions for 33 yards (8.3 avg.).

- Scored on a 4-yard rush in the 1st quarter to open scoring.

**VS. CLEVELAND (11/3):** 9 carries for 92 yards (10.2 avg.) and 1 TD.

- Scored on a 30-yard rush in the 3rd quarter to give Denver a 24-12 lead.

**VS. DETROIT (12/22):** 19 carries for 109 yards (5.7 avg.) and 1 TD; 2 receptions for 9 yards (4.5 avg.).

- Scored on a 27-yard rush in the 4th quarter to provide the final margin of victory, 27-17.

### 2018 (DENVER):

- Played in 15 games with 8 starts.
- 192 carries for 1,037 yards (5.4 avg.) and 9 TDs.
- 35 receptions for 241 yards (6.9 avg.) and 1 TD.
- Missed 1 game after being placed on injured reserve on Dec. 28.

**VS. SEATTLE (9/9):** 15 carries for 71 yards (4.7 avg.); 2 receptions for 31 yards (15.5 avg.) and 1 TD.

- Caught a 29-yard TD pass from QB Case Keenum in the 1st quarter to tie the game at 7-7.

- Made NFL debut.

**AT L.A. CHARGERS (11/18):** 11 carries for 79 yards



(7.2 avg.) and 2 TDs; 4 receptions for 27 yards (6.8 avg.).

- Scored on a 41-yard rush in the 2nd quarter to give Denver a 7-6 lead.
- Took a direct snap 2 yards for a TD in the 4th quarter to give Denver a 20-19 lead.

**AT CINCINNATI (12/2):** 19 carries for 157 yards (8.3 avg.) and 2 TDs; 1 reception for 2 yards (2.0 avg.).

- Opened scoring in the 2nd quarter with a 6-yard TD rush.
- Scored on a 65-yard TD rush to give Denver a 21-3 lead in the 3rd quarter.

**PRO BOWL:**

- Selected to the Pro Bowl for the 1st time in his career.
- Became the 1st undrafted offensive rookie in NFL history and 3rd Broncos rookie to earn Pro Bowl honors.

**HONORS:**

- PFWA All-Rookie team.
- AFC Offensive Player of the Week (at Cincinnati, 12/2).
- FedEx Ground Player of the Week (at Cincinnati, 12/2).
- Pepsi Rookie of the Week (at Cincinnati, 12/2).

**BEFORE THE NFL**

**COLLEGE (COLORADO):**

- 4-year letterman (2014-17) and 3-year starter.

**CAREER:** Played in all 51 games with 30 starts; 764 carries for 3,770 yards (4.9 avg.) and 36 TDs; 116 receptions for 1,079 yards (9.3 avg.) and 3 TDs; 44 kickoff returns for 1,073 yards (24.5 avg.).

- Finished career as school's all-time leader in scrimmage yards (4,849).
- Finished career as 2nd all-time leading rusher (3,707).
- Set 24 school records and tied 2 others in his career.

**SENIOR (2017):** Started all 12 games; 301 carries for 1,474 yards (4.9 avg.) and 14 TDs; 23 receptions for 257 yards (11.2 avg.) and 1 TD.

- 2nd-team All-Pac-12.
- His 1,474 rushing yards were 5th in the Pac-12.

**JUNIOR (2016):** Played in all 14 games with 12 starts; 244 carries for 1,252 yards (5.1 avg.) and 16

TDs; 53 receptions for 493 yards (9.3 avg.) and 1 TD; 1 kickoff return for 74 yards.

- 2nd-team All-Pac-12.
  - His 16 rushing TDs led the Pac-12.
- SOPHOMORE (2015):** Played in all 13 games with 6 starts; 140 carries for 653 yards (4.7 avg.) and 6 TDs; 26 receptions for 211 yards (8.1 avg.) and 1 TD; 7 kickoff returns for 154 yards (22.0 avg.)

**REDSHIRT FRESHMAN (2014):** Played in all 12 games; 79 carries for 391 yards (5.0 avg.); 14 receptions for 118 yards (8.4 avg.); 36 kickoff returns for 849 yards (23.6 avg.).

- Redshirted in 2013

**HIGH SCHOOL (DENVER SOUTH HS – DENVER, COLO.)**

- Played running back and linebacker.
- Also lettered in basketball and track.

**SENIOR (2012):** 31 carries for 299 yards (8.6 avg.) and 2 TDs; 1 reception for 18 yards (18.0 avg.); 1 punt return for 35 yards (35.0 avg.)

- All region.
- Only played 2 games due to injury.

**JUNIOR (2011):** 192 carries for 1,762 yards (9.2 avg.) and 13 TDs; 10 receptions for 177 yards (17.7 avg.) and 3 TDs; 94 tackles (65 solo), 3 sacks, 1 interception, 1 pass defensed and 1 forced fumble.

- 1st-team all-state.
- 1st-team all-conference.

**SOPHOMORE (2010):** 164 carries for 1,261 yards (7.7 avg.) and 16 TDs; 13 receptions for 219 yards (16.8 avg.) and 4 TDs; 101 tackles (75 solo), 3 sacks and 1 interception.

- 1st-team all-conference.

**FRESHMAN (2009):** 158 carries for 1,265 yards (8.0 avg.) and 13 TDs; 10 receptions for 169 yards (16.9 avg.) and 2 TDs; 78 tackles (36 solo), 4 sacks, 1 interception, 1 forced fumble and 1 fumble recovery.

- 1st-team all-conference.

**OFF THE FIELD**

**PERSONAL:**

- **MAJOR:** Communications and Sociology.

**PHILLIP LINDSAY'S NFL REGULAR SEASON STATS**

YEAR	TEAM	GP	GS	RUSHING					RECEIVING				
				ATT	YDS	AVG	LG	TD	REC	YDS	AVG	LG	TD
2018	DENVER	15	8	192	1037	5.4	65t	9	35	241	6.9	29t	1
2019	DENVER	16	16	224	1011	4.5	40	7	35	196	5.6	36	0
2020	DENVER	11	8	118	502	4.3	55t	1	7	28	4.0	11	0
2021	HOUSTON	10	1	50	130	2.6	35	1	3	37	12.3	22t	1
	MIAMI	4	0	38	119	3.1	9	0	1	8	8.0	8	0
	<b>NFL TOTALS</b>	<b>56</b>	<b>33</b>	<b>622</b>	<b>2799</b>	<b>4.5</b>	<b>65t</b>	<b>18</b>	<b>81</b>	<b>510</b>	<b>6.3</b>	<b>36</b>	<b>2</b>

**PHILLIP LINDSAY'S NFL REGULAR SEASON RETURNING STATS**

YEAR	TEAM	KICKOFF RETURN					PUNT RETURN					
		KR	YDS	AVG	LG	TD	PR	FC	YDS	AVG	LG	TD
2018	DENVER	7	163	23.3	32	0	3	0	23	7.7	15	0
2019	DENVER	0	0	0.0	-	0	0	0	0	0.0	-	0
2020	DENVER	0	0	0.0	-	0	0	0	0	0.0	-	0
2021	HOUSTON	0	0	0.0	-	0	0	0	0	0.0	-	0
	MIAMI	4	72	18.0	20	0	0	0	0	0.0	-	0
	<b>NFL TOTALS</b>	<b>11</b>	<b>235</b>	<b>21.4</b>	<b>32</b>	<b>0</b>	<b>3</b>	<b>0</b>	<b>23</b>	<b>7.7</b>	<b>15</b>	<b>0</b>

## ADDITIONAL STATS

**Special Teams Tackles:** (Denver) 1 in 2018.

**Miscellaneous Tackles:** (Denver) 1 in 2018, 1 in 2019, 1 in 2020 for total of 3.

## SINGLE-GAME CAREER HIGHS

<b>Carries:</b>	23	at New England, 10/18/20
<b>Rushing Yards:</b>	157	at Cincinnati, 12/2/18
<b>Longest Rush:</b>	65t	at Cincinnati, 12/2/18
<b>Rushing TDs:</b>	2	3 times, last: at Green Bay, 9/22/19
<b>Receptions:</b>	6	vs. L.A. Rams, 10/14/18
<b>Receiving Yards:</b>	49	at Green Bay, 9/22/19
<b>Longest Reception:</b>	36	at Green Bay, 9/22/19
<b>Receiving TDs:</b>	1	Twice, last: at Cleveland, 9/19/21

## 100-YARD RUSHING GAMES (6)

DATE	OPPONENT	ATT	YDS	AVG	LG	TD
9/16/18	OAKLAND	14	107	7.6	53	0
11/25/18	PITTSBURGH	14	110	7.9	32	1
12/2/18	at Cincinnati	19	157	8.3	65t	2
10/6/19	at L.A. Chargers	15	114	7.6	32	1
12/22/19	DETROIT	19	109	5.7	27t	1
10/18/20	at New England	23	101	4.4	20	0

## 2018 GAME-BY-GAME STATS (DENVER)

DATE	OPPONENT	P/S	ATT	YDS	AVG	LG	TD
09/09	SEATTLE	1/0	15	71	4.7	14	0
09/16	OAKLAND	1/0	14	107	7.6	53	0
09/23	at Baltimore	1/0	4	20	5.0	8	0
10/01	KANSAS CITY	1/0	12	69	5.8	19	1
10/07	at N.Y. Jets	1/0	12	61	5.1	29	0
10/14	L.A. RAMS	1/0	4	18	4.5	8	0
10/18	at Arizona	1/0	14	90	6.4	28t	1
10/28	at Kansas City	1/1	18	95	5.3	14	1
11/04	HOUSTON	1/1	17	60	3.5	22	0
11/18	at L.A. Chargers	1/1	11	79	7.2	41t	2
11/25	PITTSBURGH	1/1	14	110	7.9	32	1
12/02	at Cincinnati	1/1	19	157	8.3	65t	2
12/09	at San Francisco	1/1	14	30	2.1	5	1
12/15	CLEVELAND	1/1	14	24	1.7	11	0
12/24	at Oakland	1/1	10	46	4.6	11	0
12/30	L.A. CHARGERS						INJURED RESERVE
<b>2018 TOTALS</b>		<b>15/8</b>	<b>192</b>	<b>1037</b>	<b>5.4</b>	<b>65t</b>	<b>9</b>

## 2019 GAME-BY-GAME STATS (DENVER)


DATE	OPPONENT	P/S	ATT	YDS	AVG	LG	TD
09/09	at Oakland	1/1	11	43	3.9	9	0
09/15	CHICAGO	1/1	13	36	2.8	9	0
09/22	at Green Bay	1/1	21	81	3.9	9	2
09/29	JACKSONVILLE	1/1	9	53	5.9	28	0
10/06	at L.A. Chargers	1/1	15	114	7.6	32	1
10/13	TENNESSEE	1/1	15	70	4.7	30	1
10/17	KANSAS CITY	1/1	11	36	3.3	9	0
10/27	at Indianapolis	1/1	14	59	4.2	11	0
11/03	CLEVELAND	1/1	9	92	10.2	40	1
11/17	at Minnesota	1/1	16	67	4.2	11	0
11/24	at Buffalo	1/1	13	57	4.4	16	0
12/01	L.A. CHARGERS	1/1	17	58	3.4	15	0
12/08	at Houston	1/1	16	51	3.2	8	1
12/15	at Kansas City	1/1	7	32	4.6	13	0
12/22	DETROIT	1/1	19	109	5.7	27t	1
12/29	OAKLAND	1/1	18	53	2.9	8	0
<b>2019 TOTALS</b>		<b>16/16</b>	<b>224</b>	<b>1011</b>	<b>4.5</b>	<b>40</b>	<b>7</b>

## 2020 GAME-BY-GAME STATS (DENVER)

DATE	OPPONENT	P/S	ATT	YDS	AVG	LG	TD
09/14	TENNESSEE	1/1	7	24	3.4	10	0
09/20	at Pittsburgh						INACTIVE
09/27	TAMPA BAY						INACTIVE
10/01	at N.Y. Jets						INACTIVE
10/18	at New England	1/1	23	101	4.4	20	0
10/25	KANSAS CITY	1/1	9	79	8.8	20	0
11/01	L.A. CHARGERS	1/0	6	83	13.8	55t	1
11/08	at Atlanta	1/1	8	23	2.9	6	0
11/15	at Las Vegas	1/0	4	2	0.5	4	0
11/22	MIAMI	1/1	16	82	5.1	20	0
11/29	NEW ORLEANS	1/1	9	20	2.2	13	0
12/06	at Kansas City	1/1	14	26	1.9	4	0
12/13	at Carolina	1/0	11	24	2.2	9	0
12/19	BUFFALO	1/1	11	38	3.5	10	0
12/27	at L.A. Chargers						INJURED RESERVE
01/03	at New England						INJURED RESERVE
<b>2020 TOTALS</b>		<b>11/8</b>	<b>118</b>	<b>502</b>	<b>4.3</b>	<b>55t</b>	<b>1</b>

## 2021 GAME-BY-GAME STATS (HOUSTON/MIAMI)

DATE	OPPONENT	P/S	ATT	YDS	AVG	LG	TD
09/12	JACKSONVILLE	1/0	8	25	3.1	8	1
09/19	at Cleveland	1/0	5	2	0.4	5	0
09/23	CAROLINA	1/0	7	5	0.7	3	0
10/03	at Buffalo	1/0	4	-1	-0.3	2	0
10/10	NEW ENGLAND	1/0	5	19	3.8	10	0
10/17	at Indianapolis	1/0	7	39	5.6	35	0
10/24	at Arizona	1/0	2	8	4.0	4	0
10/31	L.A. RAMS	1/0	3	8	2.7	5	0
11/07	at Miami	1/1	8	28	3.5	9	0
11/21	at Tennessee	1/0	1	-3	-3.0	-3	0
<b>HOUSTON TOTALS</b>	<b>10/1</b>		<b>50</b>	<b>130</b>	<b>2.6</b>	<b>35</b>	<b>1</b>
11/28	CAROLINA	1/0	12	42	3.5	9	0
12/05	N.Y. GIANTS						INACTIVE
12/19	N.Y. JETS						RESERVE/COVID-19
12/27	at New Orleans	1/0	13	36	2.8	6	0
01/02	at Tennessee	1/0	2	1	0.5	1	0
01/09	NEW ENGLAND	1/0	11	40	3.6	7	0
<b>MIAMI TOTALS</b>	<b>4/0</b>		<b>38</b>	<b>119</b>	<b>3.1</b>	<b>9</b>	<b>0</b>
<b>2021 TOTALS</b>		<b>14/1</b>	<b>88</b>	<b>249</b>	<b>2.8</b>	<b>35</b>	<b>1</b>



# 75

## GREG LITTLE

TACKLE // 6-5 // 310 // MISSISSIPPI '19  
ACQUIRED: T, '21 (CAR.)  
HOMETOWN: ALLEN, TEXAS // BORN: 11/4/97  
NFL: THIRD SEASON // DOLPHINS: FIRST SEASON

### NFL CAREER

#### TRANSACTIONS:

- Traded from Carolina to Miami on Aug. 17, 2021.
- 2nd-round pick (37th overall) by Carolina in the 2019 NFL Draft.

#### CAREER HIGHLIGHTS:

- Played in 14 games with 6 career starts at left tackle.

#### 2021 (CAROLINA/MIAMI):

- Inactive for 10 games with Miami.
- Missed the rest of the season after being placed on injured reserve on Nov. 16.
- Traded from Carolina to Miami on Aug. 17.

#### 2020 (CAROLINA):

- Played in 10 games with 3 starts at left tackle.
- Missed the rest of the season after being placed on injured reserve on Dec. 17.

#### VS ARIZONA (10/4):

- Started at left tackle.
- Helped team rush for 168 yards.

#### VS. ATLANTA (10/29):

- Started at left tackle.
- Helped team rush for 147 yards.

#### 2019 (CAROLINA):

- Played in 4 games with 3 starts at left tackle.

#### AT ARIZONA (9/22):

- Saw action at left tackle.
- Made NFL debut against his high school quarterback, Kyler Murray.
- Helped team rush for 173 yards.

#### AT HOUSTON (9/29):

- Started at left tackle.
- Earned 1st career NFL start.

### BEFORE THE NFL

#### COLLEGE (MISSISSIPPI):

- 3-year starter (2016-18)

#### CAREER:

- Played in 36 games with 29 starts at left tackle.
- Started 29 consecutive games at left tackle to finish his collegiate career.

#### JUNIOR (2018):

- Started all 12 games at left tackle.
- 2nd-team All-American.
- 1st-team All-SEC.

#### SOPHOMORE (2017):

- Started all 12 games at left tackle.
- 2nd-team All-SEC

#### TRUE FRESHMAN (2016):

- Appeared in all 12 games with five starts at left tackle.
- Freshman All-American.
- 1st-team Freshman All-SEC.

#### HIGH SCHOOL (ALLEN HS - ALLEN, TEXAS)

#### CAREER:

- Amassed a 46-1 record as a three-year starter at left tackle.
- 1st-team all-state.
- 1st-team All-American

### OFF THE FIELD

#### PERSONAL:

- **MAJOR:** Integrated Marketing Communications.
- Father, Derrick Little, was a sixth-round pick (154th overall) by Tampa Bay in the 1989 NFL Draft.

### GREG LITTLE'S NFL REGULAR SEASON STATS

GAMES/STARTS: (Carolina) 2019: 4/3, 2020: 10/3, (Miami) 2021: 0/0

NFL TOTALS: 14/6



TIGHT END // 6-5 // 254 // BOSTON COLLEGE '21  
 ACQUIRED: D3, '21  
 HOMETOWN: EXETER, N.H. // BORN: 8/19/98  
 NFL: ROOKIE SEASON // DOLPHINS: ROOKIE SEASON

## NFL CAREER

### TRANSACTIONS:

- 3rd-round pick (81st overall) by Miami in the 2021 NFL Draft.

### CAREER HIGHLIGHTS:

- Played in 7 career games with 2 starts.
- 1 reception for 8 yards.

### 2021 (MIAMI):

- Played in 7 games with 2 starts.
- Inactive for 10 games.
- 1 reception for 8 yards.

**AT NEW ENGLAND (9/12):** Started at tight end and contributed on 18 offensive snaps.

- Made his NFL debut.

**VS. CAROLINA (11/28):** Played but did not record any stats.

**VS. N.Y. GIANTS (12/5):** 1 reception for 8 yards.

- Made his 1st career reception for an 8-yard gain.

## BEFORE THE NFL

### COLLEGE (BOSTON COLLEGE):

- 3-year letterman (2018-20) and 1-year starter.

**CAREER:** Played in 36 games with 14 starts; 89 receptions for 1,297 yards (14.6 avg.) and 9 TDs.

**JUNIOR (2020):** Started all 11 games; 57 receptions for 685 yards (12.0 avg.) and 5 TDs.

- 2nd-team All-American.
- 1st-team All-ACC.
- His 57 receptions led FBS tight ends and were 2nd in school history.
- His 685 receiving yards ranked 2nd among FBS tight ends.

**SOPHOMORE (2019):** Played in all 13 games with 3 starts; 28 receptions for 509 yards (18.2 avg.) and 2 TDs.

- 3rd-team All-ACC.

**REDSHIRT FRESHMAN (2018):** Played in all 12 games; 4 receptions for 103 yards (25.8 avg.) and 2 TDs.

- Redshirted in 2017.

### HIGH SCHOOL (DEERFIELD ACADEMY – DEERFIELD, MASS.)

- Attended Deerfield Academy following high school graduation from Exeter HS (N.H.).
- Also played on the defensive line.

### POSTGRADUATE (2016 AT DEERFIELD ACADEMY):

- 2nd-team All-Central New England.

**SENIOR (2015 AT EXETER HS):** 30 receptions for 508 yards (16.9 avg.) and 7 TDs; 2 TDs on special teams.

- 2nd-team all-state.
- 2nd-team
- All-conference.

## OFF THE FIELD

### COMMUNITY:

#### 2021:

- Volunteered at the Miami Dolphins holiday event to spend time with and provide dinner and children's gifts for South Florida families.
- Volunteered at the Miami Dolphins Food Relief Program Thanksgiving meal distribution with Feeding South Florida to provide 1,000 meal boxes to South Florida families.

### PERSONAL:

- **MAJOR:** Computer science.

## HUNTER LONG'S NFL REGULAR SEASON STATS

YEAR	TEAM	GP	GS	RECEIVING					RUSHING				
				REC	YDS	AVG	LG	TD	ATT	YDS	AVG	LG	TD
2021	MIAMI	7	2	1	8	8.0	8	0	0	0	0.0	0	0
<b>NFL TOTALS</b>		<b>7</b>	<b>2</b>	<b>1</b>	<b>8</b>	<b>8.0</b>	<b>8</b>	<b>0</b>	<b>0</b>	<b>0</b>	<b>0.0</b>	<b>0</b>	<b>0</b>

## 2021 GAME-BY-GAME STATS (MIAMI)

DATE	OPPONENT	P/S	REC	YDS	AVG	LG	TD
09/12	at New England	1/1	0	0	0.0	-	0
09/19	BUFFALO						INACTIVE
09/26	at Las Vegas	1/0	0	0	0.0	-	0
10/03	INDIANAPOLIS						INACTIVE
10/10	at Tampa Bay						INACTIVE
10/17	at Jacksonville	1/0	0	0	0.0	-	0
10/24	ATLANTA						INACTIVE
10/31	at Buffalo						INACTIVE
11/07	HOUSTON						INACTIVE
11/11	BALTIMORE						INACTIVE
11/21	at N.Y. Jets						INACTIVE
11/28	CAROLINA	1/0	0	0	0.0	-	0
12/05	N.Y. GIANTS	1/1	1	8	8.0	8	0
12/19	N.Y. JETS	1/0	0	0	0.0	-	0
12/27	at New Orleans	1/0	0	0	0.0	-	0
01/02	at Tennessee						INACTIVE
01/09	NEW ENGLAND						INACTIVE
<b>2021 TOTALS</b>		<b>7/2</b>	<b>1</b>	<b>8</b>	<b>8.0</b>	<b>8</b>	<b>0</b>



# 62

## GREG MANCZ

OFFENSIVE LINE // 6-4 // 302 // TOLEDO '15  
ACQUIRED: T, '21 (BAL.)  
HOMETOWN: CINCINNATI, OH. // BORN: 4/23/92  
NFL: SEVENTH SEASON // DOLPHINS: FIRST SEASON

### NFL CAREER

#### TRANSACTIONS:

- Traded from Baltimore to Miami on Aug. 28, 2021.
- Signed to Baltimore's practice squad on Jan. 12, 2021.
- Released from Houston's practice squad on Jan. 7, 2021.
- Signed to Houston's practice squad on Sept. 6, 2020.
- Released by Houston on Sept. 5, 2020.
- Signed by Houston as an undrafted college free agent on May 8, 2015.

#### CAREER HIGHLIGHTS:

- Played in 63 career games with 32 starts.
- Appeared in 5 postseason games with 2 starts.

#### 2021 (BALTIMORE/MIAMI):

- Played in 5 games with 4 starts at center with Miami.
- Missed 1 game on the Reserve/COVID-19 List with Miami.
- Inactive for 1 game with Miami.
- Dressed but did not play in 6 games with Miami.
- Missed 4 games after being placed on injured reserve on Nov. 10.
- 1 miscellaneous tackle.
- Traded from Baltimore to Miami on Aug. 28.
- Spent the offseason and training camp with Baltimore.

**VS. INDIANAPOLIS (10/3):** Started at center.  
• Made his Dolphins debut.

**AT TAMPA BAY (10/10):** Started at center.

**AT JACKSONVILLE IN LONDON (10/17):** Started at center.

- Protected QB Tua Tagovailoa as the team did not allow a sack.

#### 2020 (BALTIMORE/HOUSTON):

- Spent the entire season on Houston's practice squad.
- Played in 4 games for Houston.
- Signed to Baltimore's practice squad on 1/12.

**VS. NEW ENGLAND (11/22):** Saw action on special teams.

#### 2019 (HOUSTON):

- Played in 9 games with 1 start.
- Inactive for 7 games.

**VS. CAROLINA (9/29):** Started at right guard.

#### POSTSEASON:

**AFC WILD CARD VS. BUFFALO (1/4):** Played but did not record any stats.

**AFC DIVISIONAL VS. KANSAS CITY (1/12):** Saw action on special teams.

#### 2018 (HOUSTON):

- Played in all 16 games with 4 starts.
- VS. N.Y. GIANTS (9/23):** Started at left guard.
- Helped Houston gain 368 yards through the air.
- VS. MIAMI (10/25):** Started at right guard.
- Was a key part in an offensive line that did not allow Deshaun Watson to be sacked.

#### POSTSEASON:

**AFC WILD CARD VS. INDIANAPOLIS (1/5):** Saw action on special teams.

#### 2017 (HOUSTON):

- Played in 10 games with 7 starts.
- Inactive for 3 games.
- AT CINCINNATI (9/14):** Started at right guard
- Helped Houston rush for 168 yards.

**AT NEW ENGLAND (9/24):** Started at right guard

- Protected QB Deshaun Watson as he threw for 301 yards.

#### 2016 (HOUSTON):

- Started all 16 games at center
- Only Texans lineman to start all 16 games of the year.

**VS. CHICAGO (9/11):** Started at center.

- Helped Houston rush for 129 yards.
- First career NFL start.

**VS. INDIANAPOLIS (10/16):** Started at center.

- Helped produce a season-high 414 net-yards and team-best 26 first downs.

#### POSTSEASON:

**AFC WILD CARD VS. OAKLAND (1/7):** Started at center.

**AFC DIVISIONAL AT NEW ENGLAND (1/14):** Started at center.

## 2015 (HOUSTON):

- Played in 3 games
- Inactive for 5 games.
- Missed the rest of the season after being placed on injured reserve on Nov. 3.

**VS. KANSAS CITY (9/13):** Played but did not record any stats.

- Made his NFL debut.

## BEFORE THE NFL

### COLLEGE (TOLEDO):

- 4-year starter (2011-14).

**CAREER:** Played in 49 games with 48 starts.

**SENIOR (2014):** Played in 11 games with 10 starts.

- 1st-team All-MAC.

**JUNIOR (2013):** Started all 12 games.

- 2nd-team All-MAC.

**SOPHOMORE (2012):** Started all 13 games.

- 3rd-team All-MAC.

**REDSHIRT FRESHMAN (2011):** Started all 13 games at right guard.

- Freshman All-American.
- Redshirted in 2010.

## HIGH SCHOOL (ANDERSON HS – CINCINNATI, OH.)

- 2-year starter.

**SENIOR (2009):**

- Honorable mention all-state.
- 2nd-team all-district.
- 1st-team all-league.
- Team captain.

## OFF THE FIELD

### COMMUNITY:

**2021:**

- Volunteered at the Miami Dolphins holiday event to spend time with and provide dinner and children's gifts for South Florida families.
- Volunteered at the Miami Dolphins Food Relief Program Thanksgiving meal distribution with Feeding South Florida to provide 1,000 meal boxes to South Florida families.

### PERSONAL:

- **MAJOR:** Finance.

## GREG MANCZ'S NFL REGULAR SEASON STATS

**GAMES/STARTS:** (Houston) 2015: 3/0, 2016: 16/16, 2017: 10/7, 2018: 16/4, 2019: 9/1, 2020: 4/0, (Miami) 5/4

**NFL TOTALS: 63/32**

## GREG MANCZ'S NFL PLAYOFF STATS

**GAMES/STARTS:** (Houston) 2016: 2/2, 2018: 1/0, 2019: 2/0, (Baltimore) 2020: 0/0

**PLAYOFF TOTALS: 5/2**

## ADDITIONAL STATS

**Miscellaneous Tackles:** (Miami) 1 in 2021.



# 30

## JASON McCOURTY

DEFENSIVE BACK // 5-11 // 195 // RUTGERS '09  
ACQUIRED: FA, '21  
HOMETOWN: NANUET, N.Y. // BORN: 8/13/87  
NFL: 13TH SEASON // DOLPHINS: FIRST SEASON

### NFL CAREER

#### TRANSACTIONS:

- Signed by Miami on May 7, 2021.
- Traded from Cleveland to New England on March 15, 2018.
- Signed by Cleveland on May 17, 2017.
- 6th-round pick (203rd overall) by Tennessee in the 2009 NFL Draft.

#### CAREER HONORS:

- 2021 Don Shula Leadership Award.
- Finalist for the 2021 Art Rooney Sportsmanship Award.

#### CAREER HIGHLIGHTS:

- Played in 173 career games with 141 starts.
- 727 tackles (586 solo), 1 sack, 18 interceptions, 108 passes defended, 9 forced fumbles and 5 fumble recoveries; 1 interception return for a TD; 2 fumble returns for TDs.
- 17 special teams tackles (12 solo).
- 4 kickoff returns for 86 yards (21.5 avg.).
- Started 3 postseason games with New England.
- Won Super Bowl LIII with New England.

#### 2021 (MIAMI):

- Played in 7 games with 4 starts.
- 21 tackles (10 solo) and 2 passes defended.
- Missed the rest of the season after being placed on injured reserve on Oct. 26.
- Served as a team captain.

**AT NEW ENGLAND (9/12):** 5 tackles (3 solo) and 1 pass defended.

- Made his Dolphins debut.

**VS. BUFFALO (9/19):** 3 solo tackles.

**VS. INDIANAPOLIS (10/3):** 8 tackles (2 solo).

#### HONORS:

- Don Shula Leadership Award.
- Finalist for the Art Rooney Sportsmanship Award.

#### 2020 (NEW ENGLAND):

- Played in all 16 games with 11 starts.
- 41 tackles (30 solo) and 3 passes defended.
- 1 assisted special teams tackle.

**VS. LAS VEGAS (9/27):** 4 tackles (3 solo).

**VS. BALTIMORE (11/15):** 4 solo tackles and 1 pass defended.

**AT L.A. CHARGERS (12/6):** 2 tackles (1 solo) and 1 pass defended; 1 assisted special teams tackle.

#### 2019 (NEW ENGLAND):

- Played in 12 games with 10 starts.
- Inactive for 4 games.
- 39 tackles (31 solo), 1 interception and 6 passes defended.
- 1 assisted special teams tackle.

**VS. PITTSBURGH (9/8):** 7 tackles (6 solo) and 3 passes defended.

**AT WASHINGTON (10/6):** 7 tackles (6 solo), 1 interception and 1 pass defended.

- Intercepted a QB Colt McCoy pass intended for WR Steven Sims Jr. and returned it 16 yards in the 2nd quarter.

**AT N.Y. JETS (10/21):** 4 tackles (3 solo).

#### POSTSEASON:

**AFC WILD CARD VS. TENNESSEE (1/4):** Inactive.

#### 2018 (NEW ENGLAND):

- Played in all 16 games with 12 starts.
- 68 tackles (53 solo), 1 interception, 10 passes defended and 1 forced fumble.
- 2 special teams tackles (1 solo).

**VS. INDIANAPOLIS (10/4):** 6 tackles (3 solo) and 2 passes defended.

**VS. GREEN BAY (11/4):** 3 solo tackles and 2 passes defended.

**VS. BUFFALO (12/23):** 3 solo tackles, 1 interception, 2 passes defended and 1 forced fumble.

- Forced a TE Jason Croom fumble that was recovered by DT Malcom Brown in the 3rd quarter.

- Intercepted a QB Josh Allen pass intended for WR Isaiah McKenzie in the 4th quarter.

#### POSTSEASON:

**AFC DIVISIONAL VS. L.A. CHARGERS (1/13):** 5 solo tackles and 1 pass defended.

**AFC CHAMPIONSHIP AT KANSAS CITY (1/20):** 1 pass defended.

**SUPER BOWL LIII VS. L.A. RAMS (2/3):** 5 tackles (4 solo) and 2 passes defended.

#### 2017 (CLEVELAND):

- Started 14 games.
- Inactive for 2 games.
- 65 tackles (54 solo), 3 interceptions, 14 passes defended and 2 forced fumbles; 1 interception



return for a TD.

**AT BALTIMORE (9/17):** 4 tackles (3 solo), 1 interception, 2 passes defended and 1 forced fumble.

- Intercepted a QB Joe Flacco pass intended for WR Mike Wallace in the 2nd quarter.
- Forced a RB Alex Collins fumble that was recovered by DE Trevon Coley and returned 7 yards in the 4th quarter.

**VS. N.Y. JETS (10/8):** 5 tackles (4 solo), 1 interception, 2 passes defended and 1 forced fumble.

- Intercepted a QB Josh McCown pass intended for WR Robby Anderson and returned it 3 yards on 3rd-and-4 in the 2nd quarter.
- Forced a WR Jermaine Kearse fumble in the 1st quarter.

**AT HOUSTON (10/15):** 1 assisted tackle, 1 interception and 2 passes defended; 1 interception return for a TD.

- Intercepted a QB DeShaun Watson pass intended for WR William Fuller V and returned it 56 yards for a TD.

## 2016 (TENNESSEE):

- Started 14 games.
- Inactive for 2 games.
- 67 tackles (59 solo), 2 interceptions, 12 passes defended and 1 fumble recovery.
- 2 special teams tackles (1 solo).

**AT HOUSTON (10/2):** 4 tackles (3 solo), 1 interception and 1 pass defended.

- Intercepted a QB Brock Osweiler pass intended for WR DeAndre Hopkins and returned it 6 yards in the 2nd quarter.

**AT MIAMI (10/9):** 2 solo tackles, 1 interception and 1 pass defended.

- Intercepted a QB Ryan Tannehill pass intended for WR DeVante Parker in the 3rd quarter.

**VS. DENVER (12/11):** 8 solo tackles and 1 fumble recovery.

- Recovered a RB Justin Forsett fumble forced by S Rashad Johnson in the 1st quarter.

## 2015 (TENNESSEE):

- Started 4 games.
- Inactive for 5 games.
- Missed the rest of the season after being placed on injured reserve on Nov. 15.
- 15 tackles (10 solo) and 1 pass defended.

**VS. MIAMI (10/18):** 2 assisted tackles.

**VS. ATLANTA (10/25):** 5 tackles (4 solo) and 1 pass defended.

**AT HOUSTON (11/1):** 7 tackles (5 solo).

## 2014 (TENNESSEE):

- Started all 16 games.
- 85 tackles (77 solo), 3 interceptions, 11 passes defended, 2 forced fumbles and 1 fumble recovery; 1 fumble return for a TD.

**AT KANSAS CITY (9/7):** 3 solo tackles, 2 interceptions and 2 passes defended.

- Intercepted a QB Alex Smith pass intended for WR Donnie Avery in the 2nd quarter.
- Intercepted a QB Alex Smith pass intended for Donnie Avery in the 3rd quarter.

**VS. JACKSONVILLE (10/12):** 11 tackles (10 solo), 1 pass defended and 1 forced fumble.

- Forced a WR Cecil Shorts fumble that was recovered by LB Avery Williamson and returned for 41 yards in the 4th quarter.

**AT HOUSTON (11/30):** 7 tackles (6 solo), 1 forced fumble and 1 fumble recovery; 1 fumble return for a TD.

- Forced a WR Andre Johnson fumble and returned it 62 yards for a TD in the 3rd quarter.

## 2013 (TENNESSEE):

- Started all 16 games.
- 65 tackles (54 solo), 11 passes defended, 1 forced fumble and 1 fumble recovery; 1 fumble return for a TD.

**AT PITTSBURGH (9/8):** 4 solo tackles and 1 pass defended.

**AT SEATTLE (10/13):** 9 tackles (7 solo), 1 forced fumble and 1 fumble recovery; 1 fumble return for a TD.

- Forced a S Chris Maragos fumble after a failed FG attempt and returned it 77 yards for a TD in the 2nd quarter.

**VS. HOUSTON (12/29):** 5 tackles (4 solo) and 1 pass defended.

## 2012 (TENNESSEE):

- Started all 16 games.
- 92 tackles (73 solo), 4 interceptions, 15 passes defended, 1 forced fumble and 1 fumble recovery.
- 1 kickoff return for 14 yards.

**AT MIAMI (11/11):** 9 solo tackles, 1 pass defended, 1 forced fumble and 1 fumble recovery.

- Forced a RB Reggie Bush fumble and recovered it on 3rd-and-13 in the 1st quarter.

**VS. N.Y. JETS (12/17):** 5 tackles (3 solo), 2 interceptions and 2 passes defended.

- Intercepted a QB Mark Sanchez pass intended for WR Jeremy Kerley and returned it 1 yard in the 2nd quarter.
- Intercepted a QB Mark Sanchez pass intended for TE Jeff Cumberland and returned it 28 yards in the 3rd quarter.

**VS. JACKSONVILLE (12/30):** 7 tackles (6 solo) and 4 passes defended.

## 2011 (TENNESSEE):

- Started 15 games.
- Inactive for 1 game.
- 103 tackles (83 solo), 1 sack, 2 interceptions, 13 passes defended, 1 forced fumble and 1 fumble recovery.

**VS. BALTIMORE (9/18):** 4 solo tackles, 1 interception and 1 pass defended.

- Intercepted a QB Joe Flacco pass intended for TE Ed Dickson and returned it 30 yards in the 4th quarter.

**VS. DENVER (9/25):** 6 tackles (5 solo), 1 interception and 1 pass defended.

- Intercepted a QB Kyle Orton pass intended for WR Eric Decker and returned it 22 yards in the 2nd quarter.

**VS. TAMPA BAY (11/27):** 4 tackles (3 solo), 2 passes defended and 1 fumble recovery.

- Recovered a RB LeGarrette Blount fumble forced by DL Jason Jones in the 1st quarter.

## 2010 (TENNESSEE):

- Played in 12 games with 6 starts.
- Inactive for 4 games.
- 44 tackles (34 solo), 2 interceptions and 10 passes defended.
- 3 solo special teams tackles.

**VS. OAKLAND (9/12):** 8 tackles (3 solo) and 1 pass defended.

**AT N.Y. GIANTS (9/26):** 4 tackles (1 solo), 1 interception and 1 pass defended.

- Intercepted a QB Eli Manning pass intended for TE Kevin Boss in the 1st quarter.

**AT SAN DIEGO (10/31):** 2 solo tackles, 1 interception and 1 pass defended; 1 solo special teams tackle.

- Intercepted a QB Philip Rivers pass intended for WR Seyi Ajirrotutu and returned it for 11 yards in the 2nd quarter.

## 2009 (TENNESSEE):

- Played in 15 games with 3 starts.
- Inactive for 1 game.
- 22 tackles (18 solo) and 1 forced fumble.
- 8 special teams tackles (7 solo).
- 3 kickoff returns for 72 yards (24.0 avg.).

**AT PITTSBURGH (9/10):** Played but did not record any stats.

- Made his NFL debut.

**VS. INDIANAPOLIS (10/11):** 8 tackles (6 solo).

**VS. SAN DIEGO (12/25):** 3 solo tackles and 1 forced fumble.

- Forced a FB Jacob Hester fumble in the 4th quarter that was recovered by DT Tony Brown.

## BEFORE THE NFL

### COLLEGE (RUTGERS):

- 4-year letterman (2005-08) and 3-year starter.

**CAREER:** Played in 47 games with 33 starts; 150 tackles (96 solo), 2 interceptions, 22 passes

defended and 3 fumble recoveries; 1 interception return for a TD; 17 kickoff returns for 438 yards (25.8 avg.).

- Named to Rutgers Hall of Distinguished Alumni in 2016.

**SENIOR (2008):** Started all 13 games; 52 tackles (32 solo), 2 interceptions, 8 passes defended and 2 fumble recoveries; 1 interception return for a TD; 17 kickoff returns for 438 yards (25.8 avg.).

- Team captain.

**JUNIOR (2007):** Started all 13 games; 44 tackles (29 solo) and 12 passes defended.

**SOPHOMORE (2006):** Played in 12 games with 7 starts; 45 tackles (29 solo), 2 passes defended and 1 fumble recovery.

**TRUE FRESHMAN (2005):** Played in 9 games; 9 tackles (6 solo).

## HIGH SCHOOL (SAINT JOSEPH REGIONAL HS - MONTVALE, N.J.)

- Also played running back.
- Also lettered in basketball.

**SENIOR (2004):** 94 carries for 1,083 yards (11.5 avg.); 15 receptions for 407 yards (27.8 avg.); 25 total TDs.

- All-state.
- All-league.

## OFF THE FIELD

### COMMUNITY:

**2021:**

- Joined the Miami Dolphins Social Impact Committee to positively impact civic engagement, education, and economic empowerment in South Florida.

### PERSONAL:

- MAJOR:** Information technology.

## JASON McCOURTY'S NFL REGULAR SEASON STATS

YEAR	TEAM	GP	GS	TACKLES					INTERCEPTIONS					FUMBLES	
				TOT	SOLO	ASST	SK	YDS	INT	YDS	LG	TD	PD	FF	FR
2009	TENNESSEE	15	3	22	18	4	0.0	0.0	0	0	0	0	0	1	0
2010	TENNESSEE	12	6	44	34	10	0.0	0.0	2	11	11	0	10	0	0
2011	TENNESSEE	15	15	103	83	20	1.0	10.0	2	52	30	0	13	1	1
2012	TENNESSEE	16	16	92	73	19	0.0	0.0	4	29	28	0	15	1	1
2013	TENNESSEE	16	16	65	54	11	0.0	0.0	0	0	0	0	11	1	1
2014	TENNESSEE	16	16	85	77	8	0.0	0.0	3	0	0	0	11	2	1
2015	TENNESSEE	4	4	15	10	5	0.0	0.0	0	0	0	0	1	0	0
2016	TENNESSEE	14	14	67	59	8	0.0	0.0	2	7	6	0	12	0	1
2017	CLEVELAND	14	14	65	54	11	0.0	0.0	3	59	56t	1	14	2	0
2018	NEW ENGLAND	16	12	68	53	15	0.0	0.0	1	0	0	0	10	1	0
2019	NEW ENGLAND	12	10	39	31	8	0.0	0.0	1	16	16	0	6	0	0
2020	NEW ENGLAND	16	11	41	30	11	0.0	0.0	0	0	0	0	3	0	0
2021	MIAMI	7	4	21	10	11	0.0	0.0	0	0	0	0	2	0	0
<b>NFL TOTALS</b>		<b>173</b>	<b>141</b>	<b>727</b>	<b>586</b>	<b>141</b>	<b>1.0</b>	<b>10.0</b>	<b>18</b>	<b>174</b>	<b>6</b>	<b>1</b>	<b>108</b>	<b>9</b>	<b>5</b>

## JASON McCOURTY'S NFL PLAYOFF STATS

YEAR	TEAM	GP	GS	TACKLES					INTERCEPTIONS					FUMBLES	
				TOT	SOLO	ASST	SK	YDS	INT	YDS	LG	TD	PD	FF	FR
2018	NEW ENGLAND	3	3	10	9	1	0.0	0.0	0	0	0	0	4	0	0
<b>PLAYOFF TOTALS</b>		<b>3</b>	<b>3</b>	<b>10</b>	<b>9</b>	<b>1</b>	<b>0.0</b>	<b>0.0</b>	<b>0</b>	<b>0</b>	<b>0</b>	<b>0</b>	<b>4</b>	<b>0</b>	<b>0</b>

### ADDITIONAL STATS

**Defensive Touchdowns:** (Tennessee) 77-yard fumble return at Seattle (10/13/13), 62-yard fumble return at Houston (11/30/14); (Cleveland) 56-yard interception return at Houston (10/15/17).

**Special Teams Tackles:** (Tennessee) 8 in 2009, 3 in 2010, 2 in 2016, (New England) 2 in 2018, 1 in 2019, 1 in 2020 for total of 17.

**Kickoff Returns:** (Tennessee) 3 for 72 yards in 2009, 1 for 14 yards in 2012 for total of 4 for 86 yards (21.5 avg.).

### SINGLE-GAME CAREER HIGHS

<b>Tackles:</b>	14	at Pittsburgh, 10/9/11
<b>Sacks:</b>	1.0	at Jacksonville, 9/11/11
<b>Interceptions:</b>	2	Twice, last: at Kansas City, 9/7/14
<b>Passes Defensed:</b>	4	vs. Jacksonville, 12/30/12
<b>Forced Fumbles:</b>	1	9 times, last: vs. Buffalo, 12/23/18
<b>Fumble Recoveries:</b>	1	5 times, last: vs. Denver, 12/11/16



# 48

## CALVIN MUNSON

LINEBACKER // 6-1 // 235 // SAN DIEGO STATE '17

ACQUIRED: FA, '19

HOMETOWN: ST. CHARLES, MO. // BORN: 12/27/94

NFL: THIRD SEASON // DOLPHINS: THIRD SEASON

### NFL CAREER

#### TRANSACTIONS:

- Awarded off waivers to Miami on Dec. 15, 2021.
- Waived by New England on Dec. 14, 2021.
- Signed by New England on Oct. 27, 2021.
- Signed to Miami's practice squad on Sept. 1, 2021.
- Waived by Miami on Aug. 31, 2021.
- Signed by Miami on Dec. 17, 2019.
- Signed to New England's practice squad on Sept. 1, 2019.
- Waived by New England on Aug. 31, 2019.
- Signed to New England's practice squad on Oct. 8, 2018.
- Released from the N.Y. Giants practice squad on Sept. 13, 2018.
- Signed to the N.Y. Giants practice squad on Sept. 2, 2018.
- Waived by the N.Y. Giants on Sept. 1, 2018.
- Signed by the N.Y. Giants as an undrafted college free agent on May 12, 2017.

#### CAREER HIGHLIGHTS:

- Played in 42 career games with 7 starts.
- 71 tackles (45 solo), 2 sacks and 1 forced fumble.
- 16 special teams tackles (9 solo).

#### 2021 (MIAMI/NEW ENGLAND):

- Played in 4 games with Miami.
- 2 special teams tackles (1 solo).
- Awarded off waivers to Miami on Dec. 15.
- Played in 6 games with New England.
- 3 tackles (1 solo) with New England.
- 6 special teams tackles (5 solo) with New England.
- Spent 7 games on Miami's practice squad.

**VS. N.Y. JETS (12/19):** Played but did not record any stats.

**AT NEW ORLEANS (12/27):** 2 special teams tackles (1 solo).

#### 2020 (MIAMI):

- Played in all 16 games.
- 6 tackles (4 solo).
- 3 special teams tackles (2 solo).

**VS. L.A. RAMS (11/1):** 1 solo special teams tackle.

**VS. CINCINNATI (12/6):** 3 tackles (2 solo) and 1 assisted special teams tackle.

**AT BUFFALO (1/3):** 2 tackles (1 solo).

#### 2019 (NEW ENGLAND/MIAMI):

- Played in 2 games with Miami.
- 7 tackles (5 solo) with Miami.
- Signed by Miami off New England's practice squad on Dec. 17.
- Spent 14 games on New England's practice squad.
- Also spent the offseason and training camp with New England.

**VS. CINCINNATI (12/22):** 5 tackles (4 solo).

- Made his Dolphins debut.

**AT NEW ENGLAND (12/29):** 2 tackles (1 solo).

#### 2018 (N.Y. GIANTS/NEW ENGLAND):

- Spent 11 games on New England's practice squad and 1 game on the N.Y. Giants practice squad.
- Spent the offseason and training camp with the N.Y. Giants.

#### 2017 (N.Y. GIANTS):

- Played in 14 games with 5 starts.
- Inactive for 2 games.
- 55 tackles (35 solo), 2 sacks and 1 forced fumble.
- 5 special teams tackles (1 solo).

**AT DALLAS (9/10):** Played but did not record any stats.

- Made his NFL debut.

**VS. DETROIT (9/18):** 7 tackles (6 solo) and 1 sack.

- Brought down QB Matthew Stafford for his 1st career sack on a 3rd-down snap in the 4th quarter.
- Made his 1st NFL start.

**AT OAKLAND (12/3):** 5 tackles (2 solo) and 1 sack.

- Sacked QB Derek Carr for a 5-yard loss on a 1st-down play in the 3rd quarter.

### BEFORE THE NFL

#### COLLEGE (SAN DIEGO STATE):

- 4-year letterman (2013-16) and 3-year starter.

**CAREER:** Played in 52 games with 41 starts; 301 tackles (159 solo), 18 sacks, 7 interceptions, 12 passes defended, 4 forced fumbles and 2 fumble recoveries and 3 interception returns for TDs.

- His 3 interceptions returned for touchdowns were the most in program history and tied for 3rd-most among FBS linebackers.

**SENIOR (2016):** Started all 14 games; 116 tackles (57 solo), 4.5 sacks and 4 passes defended.

- 1st-team all-Mountain West
- 2nd-team All-American.
- Team captain.
- Led the team in tackles.

**JUNIOR (2015):** Started all 14 games; 98 tackles (45 solo), 9.5 sacks, 2 interception returns for TDs, 4 passes defended, 2 forced fumbles and 2 fumble recoveries.

- His 2 interception returns for touchdowns against San Diego tied an NCAA single-game record for linebackers and were the most in a game in San Diego State history.
- 1st-team all-Mountain West.

**SOPHOMORE (2014):** Started all 13 games; 83 tackles (54 solo), 4 sacks, 4 interceptions, 4 passes defended, 2 forced fumbles and 1 interception return for a TD.

- Honorable mention all-Mountain West.
- Team's Defensive Player of the Year

**TRUE FRESHMAN (2013):** Played in 11 games; 4 tackles (3 solo).

## HIGH SCHOOL (FRANCIS HOWELL HS – ST. CHARLES, MO.)

- Also lettered in baseball and basketball.
- SENIOR (2012):** 193 tackles, 9 sacks and 3 interceptions; rushed for 150 yards and 4 TDs.
- 1st-team all-state.
- JUNIOR (2012):**
- 2nd-team all-state.

## OFF THE FIELD

### PERSONAL:

- **MAJOR:** Health communication.
- Was drafted by the St. Louis Cardinals with the 935th overall pick in the 31st round of the 2012 MLB Draft.

## CALVIN MUNSON'S NFL REGULAR SEASON STATS

YEAR	TEAM	GP	GS	TACKLES					INTERCEPTIONS					FUMBLES		
				TOT	SOLO	ASST	SK	YDS	INT	YDS	LG	TD	PD	FF	FR	
2017	N.Y. GIANTS	14	5	55	35	20	2.0	5.0	0	0	0	0	0	0	1	0
2018	NEW ENGLAND			PRACTICE SQUAD												
2019	MIAMI	2	2	7	5	2	0.0	0.0	0	0	0	0	0	0	0	0
2020	MIAMI	16	0	6	4	2	0.0	0.0	0	0	0	0	0	0	0	0
2021	NEW ENGLAND	6	0	3	1	2	0.0	0.0	0	0	-	0	0	0	0	0
	MIAMI	4	0	0	0	0	0.0	0.0	0	0	-	0	0	0	0	0
<b>NFL TOTALS</b>		<b>42</b>	<b>7</b>	<b>71</b>	<b>45</b>	<b>26</b>	<b>2.0</b>	<b>5.0</b>	<b>0</b>	<b>0</b>	<b>0</b>	<b>0</b>	<b>0</b>	<b>1</b>	<b>0</b>	

### ADDITIONAL STATS

**Special Teams Tackles:** (N.Y. Giants) 5 in 2017, (Miami) 3 in 2020, (New England) 6 in 2021, (Miami) 2 in 2021 for total of 16.

### SINGLE-GAME CAREER HIGHS

**Tackles:** 12 vs. Kansas City, 11/19/17  
**Sacks:** 1 Twice, last: at Oakland, 12/3/17  
**Forced Fumbles:** 1 vs. L.A. Rams, 11/5/17



# 40

## NIK NEEDHAM

CORNERBACK // 6-1 // 196 // UTEP '19  
 ACQUIRED: FA, '19  
 HOMETOWN: BUENA PARK, CALIF. // BORN: 11/4/96  
 NFL: THIRD SEASON // DOLPHINS: THIRD SEASON

### NFL CAREER

#### TRANSACTIONS:

- Signed to Miami's active roster on Oct. 12, 2019.
- Signed to Miami's practice squad on Sept. 1, 2019.
- Waived by Miami on Aug. 31, 2019.
- Signed by Miami as an undrafted college free agent on May 9, 2019.

#### CAREER HIGHLIGHTS:

- Played in 45 career games with 22 starts.
- 171 tackles (125 solo), 3 sacks, 6 interceptions, 23 passes defended, 1 forced fumble and 1 fumble recovery; 1 interception return for a TD.
- His 11 passes defended in 2019 were 2nd-most among NFL rookies:

MOST PASSES DEFENSED (2019 ROOKIES)				
PLAYER	TEAM	INT	PD	
1. Jamel Dean	TB	2	17	
2. <b>NIK NEEDHAM</b>	<b>MIA.</b>	<b>2</b>	<b>11</b>	
3. Byron Murphy	Ari.	1	10	
	Trayvon Mullen	Oak.	1	10
5. Taylor Rapp	LAR	2	8	
	Chauncey Gardner-Johnson	NO	1	8
	Deandre Baker	NYG	0	8
	Sean Murphy-Bunting	TB	3	8

- Had 10 passes defended in his final 8 games in 2019, tied for 5th in the NFL in that span.

#### 2021 (MIAMI):

- Played in all 17 games with 5 starts.
- 59 tackles (48 solo), 1 sack, 2 interceptions, 5 passes defended and 1 fumble recovery; 1 interception return for a TD.

**VS. ATLANTA (10/24):** 2 solo tackles and 1 fumble recovery.

- Recovered a QB Matt Ryan fumble forced by DE Emmanuel Ogbah on 3rd-and-8 in the 4th quarter.

**VS. HOUSTON (11/7):** 4 solo tackles, 1 sack and 1 pass defended.

- Sacked QB Tyrod Taylor for a loss of 10 yards in the 1st quarter.

**VS. CAROLINA (11/28):** 6 tackles (5 solo), 1 interception and 1 pass defended.

- Intercepted a QB PJ Walker pass intended for TE Ian Thomas in the 4th quarter.

**AT NEW ORLEANS (12/27):** 2 solo tackles, 1

interception and 1 pass defended; 1 interception return for a TD.

- Intercepted a QB Ian Book pass intended for WR Lil'Jordan Humphrey and returned it 28 yards for a TD to give Miami a 7-0 lead.

#### 2020 (MIAMI):

- Played in all 16 games with 5 starts.
- 58 tackles (36 solo), 1 sack, 2 interceptions and 7 passes defended.

**AT L.A. CHARGERS (11/15):** 12 tackles (6 solo).

- Sacked QB Justin Herbert for a loss of 13 yards in the 1st quarter.

**AT N.Y. JETS (11/29):** 5 tackles (3 solo), 1 interception and 1 pass defended.

- Intercepted a QB Sam Darnold pass intended for WR Breshad Perriman in the 3rd quarter.

**VS. CINCINNATI (12/6):** 1 assisted tackle, 1 interception and 2 passes defended.

- Intercepted a QB Ryan Finley pass intended for WR Alex Erickson in the 4th quarter.

#### 2019 (MIAMI):

- Played in 12 games with 11 starts.
- 54 tackles (41 solo), 1 sack, 2 interceptions, 11 passes defended and 1 forced fumble.

- His 11 passes defended were 2nd-most among NFL rookies.

- Had 10 passes defended in his final 8 games, tied for 5th in the NFL in that span.

**VS. N.Y. JETS (11/3):** 9 tackles (6 solo) and 1 sack.

- Sacked QB Sam Darnold in the 4th quarter.

- It was his 1st career sack.

**AT INDIANAPOLIS (11/10):** 6 tackles (5 solo), 1 interception and 3 passes defended.

- Intercepted QB Brian Hoyer in the 4th quarter. It was his 1st career interception.

- Tackled TE Eric Ebron 2 yards short of the sticks on a fourth-and-10 play that was Indianapolis' final offensive snap of the game, preserving Miami's victory.

**AT N.Y. GIANTS (12/15):** 4 tackles (3 solo), 1 interception and 1 pass defended.

- Intercepted QB Eli Manning on the final play of the first half.

## BEFORE THE NFL

### COLLEGE (UTEP):

- 4-year letterman (2015-18) and 3-year starter.

**CAREER:** Played in 47 games with 41 starts; 213 tackles (129 solo), 1.5 sacks, 3 interceptions, 36 passes defended and 2 fumble recoveries; 1 punt return for 9 yards; 1 blocked kick.

- Set school record with 36 career passes defended.

**SENIOR (2018):** Played in all 12 games with 11 starts; 62 tackles (48 solo), 1 interception, 10 passes defended and 1 fumble recovery.

- Honorable mention All-Conference USA.
- His 62 tackles were 4th on the team.

**JUNIOR (2017):** Played in all 12 games with 11 starts; 59 tackles (28 solo), 1 sack, 1 interception, 9 passes defended and 1 fumble recovery.

- Honorable mention All-Conference USA.
- His 9 passes defended led the team.

**SOPHOMORE (2016):** Started all 12 games; 54 tackles (28 solo) and 11 passes defended.

- His 11 passes defended led the team and were tied for 6th in Conference USA.

**REDSHIRT FRESHMAN (2015):** Played in 11 games with 7 starts; 38 tackles (25 solo), 0.5 sacks, 1 interception and 6 passes defended; 1 punt return for 9 yards; 1 blocked kick.

- Redshirted in 2014.

## HIGH SCHOOL (BUENA PARK HS - BUENA PARK, CALIF.)

- Played defensive back and wide receiver.

**SENIOR (2013):** 38 tackles (31 solo), 0.5 sacks and 2 interceptions; 39 receptions for 877 yards (22.5 avg.) and 5 TDs.

- 1st-team all-league.

## OFF THE FIELD

### COMMUNITY:

#### 2021:

- Volunteered at the Miami Dolphins Food Relief Program Thanksgiving meal distribution with Feeding South Florida to provide 1,000 meal boxes to South Florida families.

#### 2019:

- In 2019, collaborated with fellow Dolphins rookies and Neighbors4Neighbors to sponsor four South Florida families with holiday gifts and game tickets.

### PERSONAL:

- **MAJOR:** Communications.

## NIK NEEDHAM'S NFL REGULAR SEASON STATS


YEAR	TEAM	GP	GS	TACKLES					INTERCEPTIONS					FUMBLES	
				TOT	SOLO	ASST	SK	YDS	INT	YDS	LG	TD	PD	FF	FR
2019	MIAMI	12	11	54	41	13	1.0	7.0	2	23	23	0	11	1	0
2020	MIAMI	16	6	58	36	22	1.0	13.0	2	1	1	0	7	0	0
2021	MIAMI	17	5	59	48	11	1.0	10.0	2	28	28t	1	5	0	1
<b>NFL TOTALS</b>		<b>45</b>	<b>22</b>	<b>171</b>	<b>125</b>	<b>46</b>	<b>3.0</b>	<b>30.0</b>	<b>6</b>	<b>52</b>	<b>28t</b>	<b>1</b>	<b>23</b>	<b>1</b>	<b>1</b>

### ADDITIONAL STATS

**Defensive Touchdowns:** 28-yard interception return on 12/27/21 at New Orleans.

### SINGLE-GAME CAREER HIGHS

<b>Tackles:</b>	12	vs. Buffalo, 9/20/20
<b>Sacks:</b>	1	3 times, last: vs. Houston, 11/7/21
<b>Interceptions:</b>	1	6 times, last: at New Orleans, 12/27/21
<b>Passes Defended:</b>	3	at Indianapolis, 11/10/19
<b>Forced Fumbles:</b>	1	vs. Buffalo, 11/17/19
<b>Fumble Recoveries:</b>	1	vs. Atlanta, 10/24/21



# 91

## EMMANUEL OGBAH

DEFENSIVE END // 6-4 // 275 // OKLAHOMA STATE '16  
 ACQUIRED: UFA, '20 (KC)  
 HOMETOWN: HOUSTON, TEXAS // BORN: 11/6/93  
 NFL: SIXTH SEASON // DOLPHINS: SECOND SEASON

### NFL CAREER

#### TRANSACTIONS:

- Signed by Miami as an unrestricted free agent from Kansas City on March 21, 2020.
- Traded from Cleveland to Kansas City on April 2, 2019.
- 2nd-round pick (32nd overall) by Cleveland in the 2016 NFL Draft.

#### CAREER HIGHLIGHTS:

- Played in 83 career games with 67 starts.
- 238 tackles (145 solo), 36 sacks, 37 passes defended, 7 forced fumbles and 3 fumble recoveries.
- 1 blocked PAT.
- Won Super Bowl LIV with Kansas City.
- Had a streak of 6 consecutive games (10/4/20 – 11/15/20) with a full sack, which is tied for 2nd-longest in Dolphins history.
- His 12 passes defended in 2021 were a career-high and most by an NFL defensive lineman since 2016 (Carlos Dunlap):

NFL SINGLE-SEASON PASSES DEFENSED LEADERS (SINCE 2012; DL ONLY)				
NAME	TEAM	YEAR	PDs	
1. J.J. Watt	Hou.	2012	16	
2. Carlos Dunlap	Cin.	2016	15	
3. EMMANUEL OGBAH	MIA.	2021	12	
4. Julius Peppers	GB	2014	11	
Cameron Jordan	NO	2017	11	

- His 9 sacks in 2020 were tied for 14th in the NFL.

#### 2021 (MIAMI):

- Played in all 17 games with 11 starts.
- 41 tackles (26 solo), 9 sacks, 12 passes defended, 1 forced fumble and 1 fumble recovery.

**VS. ATLANTA (10/24):** 1 solo tackle, 1 pass defended and 1 forced fumble.

- Forced a QB Matt Ryan fumble on 3rd-and-8 in the 4th quarter that was recovered by CB Nik Needham.

**VS. HOUSTON (11/7):** 4 tackles (2 solo), 2.5 sacks and 1 pass defended.

- Sacked QB Tyrod Taylor for a loss of 8 yards in the 2nd quarter.
- Split a sack of QB Tyrod Taylor with LB Jaelen Phillips for a loss of 5 yards in the 3rd quarter.
- Sacked QB Tyrod Taylor for a loss of 11 yards in the 4th quarter.

**VS. N.Y. JETS (12/19):** 2 solo tackles, 1 sack, 1 pass defended and 1 fumble recovery.

- Sacked QB Zach Wilson for a loss of 1 yard in the 3rd quarter.
- Recovered a QB Zach Wilson fumble forced by DT Zach Sieler in the 4th quarter.

**AT NEW ORLEANS (12/27):** 5 tackles (3 solo) and 2 sacks.

- Split a sack of QB Ian Book with DT Christian Wilkins on 3rd-and-4 for a loss of 10 yards in the 1st quarter.
- Split a sack of QB Ian Book with DT Raekwon Davis for a loss of 1 yard in the 3rd quarter.
- Sacked QB Ian Book for a loss of 10 yards in the 4th quarter.

#### 2020 (MIAMI):

- Played in all 16 games with 12 starts.
- 42 tackles (25 solo), 9 sacks, 5 passes defended and 3 forced fumbles.
- His 9 sacks were tied for 14th in the NFL.

**VS. N.Y. JETS (10/18):** 5 tackles (3 solo) and 2 sacks.

- Sacked QB Joe Flacco for a loss of 2 yards in the 2nd quarter.
- Sacked QB Joe Flacco again in the 4th quarter on 3rd-and-4 for a loss of 28 yards.
- The 28-yard sack was just the 7th sack in the NFL that lost at least 28 yards since 1994.
- It was the 1st 2+ sack game by a Dolphin since DE Cam Wake and DT Akeem Spence each had 2 on 11/14/18 vs. the N.Y. Jets.

**VS. L.A. RAMS (11/1):** 1 solo tackle, 1 sack, 1 pass defended and 1 forced fumble.

- Strip-sacked QB Jared Goff in the 2nd quarter and the fumble was recovered by LB Andrew Van Ginkel, who returned it 78 yards for a TD.

**AT ARIZONA (11/8):** 5 tackles (4 solo), 1 sack, 1 pass defended and 1 forced fumble.

- Strip-sacked QB Kyle Murray in the 1st quarter and DE Shaq Lawson recovered the fumble and returned it 36 yards for a TD.

#### 2019 (KANSAS CITY):

- Played in 10 games with 4 starts.
- Missed the final 6 games after being placed on injured reserve on Nov. 18.
- 32 tackles (23 solo), 5.5 sacks, 3 passes defended and 1 forced fumble.



**AT JACKSONVILLE (9/8):** 3 tackles (2 solo) and 1 sack.

- Sacked QB Gardner Minshew in the 3rd quarter.

**VS. BALTIMORE (9/22):** 2 tackles (1 solo), 1.5 sacks and 1 pass defended.

- Split a sack with LB Damien Wilson of QB Lamar Jackson in the 2nd quarter.
- Sacked QB Lamar Jackson again in the 3rd quarter.

**AT DENVER (10/17):** 3 solo tackles, 1 sack and 2 passes defended.

- Sacked QB Joe Flacco on 3rd-and-5 in the 3rd quarter, forcing Denver to punt.

## 2018 (CLEVELAND):

- Started 14 games.
- Inactive for 2 games.
- 40 tackles (24 solo), 3 sacks, 8 passes defended and 1 fumble recovery.

**AT TAMPA BAY (10/21):** 5 tackles (4 solo), 1.5 sacks and 2 passes defended.

- Sacked QB Jameis Winston on 3rd-and-2 in the 4th quarter forcing Tampa Bay to punt.
- Split a sack with DT Larry Ogunjobi on QB Jameis Winston in overtime for a loss of 7 yards.

**AT CINCINNATI (11/25):** 1 assisted tackle and 1 fumble recovery.

- Recovered a fumble by QB Andy Dalton in the 3rd quarter.

**AT HOUSTON (12/2):** 6 tackles (4 solo) and 1 sack.

- Sacked QB Deshaun Watson in the 1st quarter.

## 2017 (CLEVELAND):

- Started 10 games.
- Missed the rest of the season after being placed on injured reserve on Nov. 21.
- 29 tackles (18 solo), 4 sacks, 6 passes defended, 2 forced fumbles and 1 fumble recovery; 1 blocked PAT.

**VS. CINCINNATI (10/1):** 6 tackles (4 solo), 1 sack, 2 forced fumbles and 1 fumble recovery.

- Strip-sacked QB Andy Dalton and recovered the fumble in the 1st quarter.
- Forced a RB Jeremy Hill fumble in the 1st quarter.

**VS. MINNESOTA (10/29):** 1 pass defended; 1 blocked PAT.

- Blocked a K Kai Forbath PAT in the 2nd quarter.

**AT DETROIT (11/12):** 3 solo tackles and 2 sacks.

- Sacked QB Matthew Stafford in the 1st quarter for a loss of 4 yards.
- Sacked QB Matthew Stafford again on 3rd-and-12 in the 2nd quarter, forcing Detroit to punt.

## 2016 (CLEVELAND):

- Started all 16 games.
- 53 tackles (28 solo), 5.5 sacks and 3 passes defended.
- His 5.5 sacks led the team and was 5th among NFL rookies that season.

**AT PHILADELPHIA (9/11):** 1 solo tackle and 1 pass defended.

- Made his NFL debut and 1st NFL start.

**AT TENNESSEE (10/16):** 3 tackles (1 solo) and 1 sack.

- Sacked QB Marcus Mariota in the 3rd quarter.

- It was his 1st career sack.

**AT CINCINNATI (10/23):** 6 tackles (5 solo) and 2 sacks.

- Sacked QB Andy Dalton for a loss of 6 yards in the 2nd quarter.
- Sacked QB Andy Dalton again in the 4th quarter on 3rd-and-5, forcing a Bengals missed field goal.
- It was the 1st multi-sack game of his career.

## BEFORE THE NFL

### COLLEGE (OKLAHOMA STATE):

- 3-year letterman (2013-15) and 1-year starter.

**CAREER:** Played in all 39 games with 26 starts; 133 tackles (95 solo), 28 sacks, 9 passes defended, 4 forced fumbles and 3 fumble recoveries; 1 fumble recovery for a TD.

- His 28 career sacks ranked 4th in school history and were the most of any active NCAA player at the time he declared for the draft.

**JUNIOR (2015):** Started all 13 games; 64 tackles (44 solo), 13 sacks, 4 passes defended, 3 forced fumbles and 2 fumble recoveries; 1 fumble recovery for a TD.

- 2nd-team All-American.
- 1st-team All-Big 12.
- Big 12 Co-Defensive Player of the Year.
- Semifinalist for the Walter Camp Award (nation's most outstanding player).
- His 13 sacks led the Big 12 and ranked 4th nationally.
- His 13 sacks were the 3rd-most in single-season school history.
- Voted a team captain.

**SOPHOMORE (2014):** Started all 13 games; 49 tackles (35 solo), 11 sacks, 5 passes defended and 1 forced fumble.

- 1st-team All-Big 12.
- Big 12 Defensive Lineman of the Year.
- His 0.85 sacks per game average ranked 2nd in the Big 12 and 15th nationally.

**REDSHIRT FRESHMAN (2013):** Played in all 13 games; 20 tackles (16 solo), 4 sacks and 1 fumble recovery.

- His 4 sacks tied for the team lead.
- Redshirted in 2012.

## HIGH SCHOOL (GEORGE BUSH HS – RICHMOND, TEXAS)

**SENIOR (2011):** 57 tackles (47 solo), 6 sacks, 2 forced fumbles and 1 fumble recovery.

- 1st-team Houston metro.
- District defensive MVP.

## OFF THE FIELD

### COMMUNITY:

#### 2021:

- Assisted with the renovation efforts for the Miami Northwest Boys & Girls Club's teen center and donated brand-new furniture for the space.
- Surprised the children at the Miami Northwest Boys & Girls Club with holiday toys and gifts.
- Volunteered at the Miami Dolphins holiday event to spend time with and provide dinner and children's gifts for South Florida families.

- Hosted a drive-thru Thanksgiving meal event at the Miami Northwest Boys & Girls Club to provide 300 Thanksgiving meals for local families.
- 2020:**
- Partnered with organizations in his hometown of Houston to provide technology to help high school students finish the school year online during the pandemic.

**PERSONAL:**

- Born in Lagos, Nigeria.
- **PRONUNCIATION:** Last name is pronounced AWG-buh.
- **MAJOR:** Business.

EMMANUEL OGBAH'S NFL REGULAR SEASON STATS															
YEAR	TEAM	GP	GS	TACKLES					INTERCEPTIONS					FUMBLES	
				TOT	SOLO	ASST	SK	YDS	INT	YDS	LG	TD	PD	FF	FR
2016	CLEVELAND	16	16	53	28	25	5.5	31.5	0	0	0	0	3	0	0
2017	CLEVELAND	10	10	29	18	11	4.0	18.0	0	0	0	0	6	2	1
2018	CLEVELAND	14	14	40	24	16	3.0	13.5	0	0	0	0	8	0	1
2019	KANSAS CITY	10	4	32	23	9	5.5	37.5	0	0	0	0	3	1	0
2020	MIAMI	16	12	42	25	17	9.0	95.5	0	0	0	0	5	3	0
2021	MIAMI	17	11	41	26	15	9.0	64.0	0	0	0	0	12	1	1
<b>NFL TOTALS</b>		<b>83</b>	<b>67</b>	<b>238</b>	<b>145</b>	<b>93</b>	<b>36.0</b>	<b>260.0</b>	<b>0</b>	<b>0</b>	<b>0</b>	<b>0</b>	<b>37</b>	<b>7</b>	<b>3</b>

**SINGLE-GAME CAREER HIGHS**

- Tackles:** 7 at Washington, 10/2/16
- Sacks:** 2.5 vs. Houston, 11/7/21
- Passes Defensed:** 2 7 times, last: vs. New England, 1/9/22
- Forced Fumbles:** 2 vs. Cincinnati, 10/1/17
- Fumble Recoveries:** 1 3 times, last: vs. N.Y. Jets, 12/19/21



# 5

## MICHAEL PALARDY

PUNTER // 5-11 // 200 // TENNESSEE '14

ACQUIRED: FA, '21

HOMETOWN: CORAL SPRINGS, FLA. // BORN: 7/6/92

NFL: FIFTH SEASON // DOLPHINS: FIRST SEASON

### NFL CAREER

#### TRANSACTIONS:

- Signed by Miami on March 15, 2021.
- Released by Carolina on Feb. 19, 2021.
- Signed by Carolina on Nov. 14, 2016.
- Released from Atlanta's practice squad on Oct. 10, 2016.
- Signed to Atlanta's practice squad on Oct. 5, 2016.
- Released from Cleveland's practice squad on Sept. 22, 2016.
- Signed to Cleveland's practice squad on Sept. 6, 2016.
- Waived by Cleveland on Sept. 4, 2016.
- Signed by Cleveland on Aug. 31, 2016.
- Waived by Indianapolis on Aug. 15, 2016.
- Signed by Indianapolis Aug. 6, 2016.
- Waived by Baltimore on Aug. 3, 2016.
- Signed by Baltimore on July 30, 2016.
- Waived by Carolina on June 8, 2016.
- Signed by Carolina on April 5, 2016.
- Waived by St. Louis on Sept. 1, 2015.
- Signed by St. Louis on Jan. 5, 2015.
- Signed to Oakland's practice squad on Dec. 24, 2014.
- Waived by Oakland on Aug. 7, 2014.
- Signed as an undrafted college free agent by Oakland on June 5, 2014.

#### CAREER HONORS:

- AFC Special Teams Player of the Week (vs. N.Y. Giants, 12/5/21).

#### CAREER HIGHLIGHTS:

- Played in 72 career games.
- 321 punts for 14,500 yards (45.2 avg.) and 118 inside the 20.
- 2 solo special teams tackles.
- 1-of-2 passing for 12 yards (50.0 pct.) and a QB rating of 68.8.
- Appeared in 1 postseason game with Carolina.
- His 31 punts inside the 20 in 2021 tied for 5th-most in Dolphins team history.

#### 2021 (MIAMI):

- Played in all 17 games.
- 78 punts for 3,489 yards (44.7 avg.) and a 40.1 net average.

**VS. BALTIMORE (11/11):** 8 punts for 348 yards (43.5 avg.) and a 42.4 net average.

**VS. CAROLINA (11/28):** 4 punts for 162 yards (40.5 avg.) and a 40.5 net average.

- Pinned 4 punts inside the 20.

**VS. N.Y. GIANTS (12/5):** 6 punts for 290 yards (48.3 avg.) and a 44.7 net average.

#### HONORS:

- AFC Special Teams Player of the Week (vs. N.Y. Giants, 12/5).

#### 2020 (CAROLINA):

- Missed the entire season after being placed on the reserve/non-football injury list on July 28.

#### 2019 (CAROLINA):

- Played in all 16 games.
- 75 punts for 3,452 yards (46.0 avg.) and a 38.7 net average.
- 1 solo special teams tackle.
- 1-of-1 passing for 12 yards and a QB rating of 116.7.

**AT TAMPA BAY (10/13):** 7 punts for 350 yards (50.0 avg.) and a 48.3 net average.

**VS. WASHINGTON (12/1):** 8 punts for 338 yards (42.3 avg.) and a 40.1 net average.

**VS. NEW ORLEANS (12/29):** 7 punts for 347 yards (49.6 avg.) and a 44.0 net average.

- Pinned 4 punts inside the 20.

#### 2018 (CAROLINA):

- Played in all 16 games.
- 61 punts for 2,759 yards (45.2 avg.) and a 41.0 net average.

**VS. DALLAS (9/9):** 6 punts for 287 yards (47.8 avg.) and a 42.3 net average.

**VS. CINCINNATI (9/23):** 4 punts for 165 yards (41.3 avg.) and a 39.0 net average.

**AT PHILADELPHIA (10/21):** 5 punts for 209 yards (41.8 avg.) and a 35.0 net average.

#### 2017 (CAROLINA):

- Played in all 16 games.
- 71 punts for 3,269 yards (46.0 avg.) and 42.4 net average.
- 0-of-1 passing.
- His 42.4 net punting average set a franchise record.

- His 42.4 net punting average ranked 5th in the NFL.

**VS. BUFFALO (9/17):** 6 punts for 249 yards (41.5 avg.) and a 41.2 net average.

**AT TAMPA BAY (10/29):** 7 punts for 353 yards (50.4 avg.) and a 47.1 net average.

**VS. ATLANTA (11/5):** 5 punts for 249 yards (49.8 avg.) and a 47.2 net average.

**POSTSEASON:**

**NFC WILD CARD (1/7):** 3 punts for 145 yards (48.3 avg.) and a 42.7 net average.

**2016 (CAROLINA):**

- Played in 7 games.
- 36 punts for 1,531 yards (42.5 avg.) and a 37.9 net average.
- 1 solo special teams tackle.

**VS. NEW ORLEANS (11/17):** 6 punts for 280 yards (46.7 avg.) and a 35.7 net average.

- Made his NFL debut.

**AT SEATTLE (12/4):** 6 punts for 254 yards (42.3 avg.) and a 37.0 net average.

**VS. SAN DIEGO (12/11):** 5 punts for 215 yards (43.0 avg.) and a 42.6 net average.

**2015 (ST. LOUIS):**

- Spent the offseason and training camp with St. Louis.

**2014 (OAKLAND):**

- Spent 1 game on Oakland's practice squad.
- Spent the offseason and training camp with Oakland.

**BEFORE THE NFL**

**COLLEGE (TENNESSEE):**

- 4-year letterman (2010-13).

**CAREER:** Played in 46 games; 117 punts for 5,024 yards (42.9 avg.) and 50 punts inside the 20; 109-of-115 PATs (94.8 pct.); 1-of-4 passing for 5 yards and 1 interception; 1 carry for 16 yards; 7 tackles (5 solo).

**SENIOR (2013):** Played in all 12 games; 63 punts for 2,801 yards (44.5 avg.) and 33 punts inside the 20; 14-of-17 field goals (82.4 pct.); 34-of-35 PATs (97.1 pct.); 0-of-1 passing with 1 interception; 4 tackles (3 solo).

- 1st-team All-SEC.

- His 33 punts inside the 20 were tied for 1st in FBS.

**JUNIOR (2012):** Played in all 12 games; 36 punts for 1,551 yards (43.1 avg.); and 16 punts inside the 20; 9-of-12 field goals (75.0 pct.) and 37-of-40 PATs (92.5 pct.); 0-of-1 passing; 2 solo tackles.

**SOPHOMORE (2011):** Played in 11 games; 14 punts for 515 yards (36.8 avg.) and 1 punt inside the 20; 9-of-14 field goals (64.3 pct.) and 25-of-26 PATs (96.2 pct.); 1-of-2 passing (50 pct.) for 5 yards.

**TRUE FRESHMAN (2010):** Played in 11 games; 4 punts for 157 yards (39.3 avg.); 5-of-7 field goals (71.4 pct.) and 13-of-14 PATs (92.9 pct.); 1 carry for 16 yards; 1 assisted tackle.

**HIGH SCHOOL (ST. THOMAS AQUINAS HS – FORT LAUDERDALE, FLA.)**

**SENIOR (2009):**

- 1st-team All-American.
- 1st-team all-state.
- All-county.

**JUNIOR (2008):**

- 3rd-team all-state.
- All-county.
- Helped his team win the Florida 5A state championship.

**OFF THE FIELD**

**PERSONAL:**

- **PRONUNCIATION:** Last name is pronounced puh-lar-dee.
- **MAJOR:** Communication studies.

**MICHAEL PALARDY'S NFL REGULAR SEASON STATS**


YEAR	TEAM	GP	PUNT	YDS	AVG	LG	OPP	RET	YDS	NET AVG	TB	IN 20
2016	CAROLINA	7	36	1531	42.5	56			126	37.9	2	13
2017	CAROLINA	16	71	3269	46.0	63			176	42.4	4	25
2018	CAROLINA	16	61	2759	45.2	59			181	41.0	4	24
2019	CAROLINA	16	75	3452	46.0	62			487	38.7	3	25
2020	CAROLINA								RESERVE/NON-FOOTBALL INJURY			
2021	MIAMI	17	78	3489	44.7	65			262	40.1	5	31
<b>NFL TOTALS</b>		<b>72</b>	<b>321</b>	<b>14500</b>	<b>45.2</b>	<b>65</b>			<b>1232</b>	<b>40.2</b>	<b>18</b>	<b>118</b>

**ADDITIONAL STATS**

**Special Teams Tackles:** 1 in 2016, 1 in 2019 for total of 2.  
**Onside Kick Recoveries:** 1 in 2019.  
**Kickoffs:** 6 in 2019.

**SINGLE-GAME CAREER HIGHS**

**Punts:** 8 Twice, last: vs. Baltimore, 11/11/21  
**Punt Yards:** 353 at Tampa Bay, 10/29/17  
**Punts Inside the 20:** 4 3 times, last: vs. Carolina, 11/28/21  
**Longest Punt:** 65 vs. N.Y. Giants, 12/5/21



# 11

## DeVANTE PARKER

WIDE RECEIVER // 6-3 // 219 // LOUISVILLE '15  
 ACQUIRED: D1, '15  
 HOMETOWN: LOUISVILLE, KY. // BORN: 1/20/93  
 NFL: SEVENTH SEASON // DOLPHINS: SEVENTH SEASON

### NFL CAREER

#### TRANSACTIONS:

- 1st-round pick (14th overall) by Miami in the 2015 NFL Draft.

#### CAREER HIGHLIGHTS:

- Played in 93 career games with 64 starts.
- 338 receptions for 4,727 yards (14.0 avg.) and 24 TDs.
- His 4,727 career receiving yards rank 6th in Dolphins history.

#### DOLPHINS ALL-TIME RECEIVING YARDS LEADERS

PLAYER	YRS	REC	YDS	TDs
1. Mark Duper	1982-92	511	8,869	59
2. Mark Clayton	1983-92	550	8,643	81
3. Nat Moore	1974-86	510	7,546	74
4. Chris Chambers	2001-07	405	5,688	43
5. O.J. McDuffie	1993-2001	415	5,074	29
6. <b>DeVANTE PARKER</b>	<b>2015-21</b>	<b>338</b>	<b>4,727</b>	<b>24</b>
7. Durriel Harris	1976-83, '85	269	4,534	18
8. Brian Hartline	2009-14	298	4,243	12

- His 338 receptions rank 8th in Dolphins history.
- His 1,202 receiving yards in 2019 were 5th in the NFL:

#### NFL RECEIVING LEADERS (2019)

PLAYER	TEAM	REC	YDS	TD
1. Michael Thomas	NO	149	1,725	9
2. Julio Jones	Atl.	99	1,394	6
3. Chris Godwin	TB	86	1,333	9
4. Travis Kelce	KC	97	1,229	5
5. <b>DeVANTE PARKER</b>	<b>MIA.</b>	<b>72</b>	<b>1,202</b>	<b>9</b>

- His 1,202 receiving yards in 2019 were 6th-most in Dolphins history:

#### DOLPHINS SINGLE-SEASON RECEIVING LEADERS

PLAYER	YEAR	REC	YDS	TD
1. Mark Clayton	1984	73	1,389	18
2. Mark Duper	1986	67	1,313	11
3. Mark Duper	1984	71	1,306	8
4. Irving Fryar	1994	73	1,270	7
5. Brandon Marshall	2011	81	1,214	6
6. <b>DeVANTE PARKER</b>	<b>2019</b>	<b>72</b>	<b>1,202</b>	<b>9</b>
7. Jarvis Landry	2015	110	1,157	4
8. Mark Clayton	1986	60	1,150	10

- Became the 5th player in team history to total at least 1,200 receiving yards in a season when he had 1,202 in 2019.
- His 9 receiving TDs in 2019 were tied for 4th in the NFL:

### NFL RECEIVING TD LEADERS (2019)

PLAYER	TEAM	REC	YDS	TD
1. Kenny Golladay	Det.	65	1,190	11
2. Cooper Kupp	LAR	94	1,161	10
Mark Andrews	Bal.	64	852	10
4. <b>DeVANTE PARKER</b>	<b>MIA.</b>	<b>72</b>	<b>1,202</b>	<b>9</b>
Marvin Jones	Det.	62	779	9
Jared Cook	NO	43	705	9
Chris Godwin	TB	86	1,333	9
Michael Thomas	NO	149	1,725	9

- Finished the 2019 season with 4 100-yard receiving games in his final 7 contests.
- In 2019, led the AFC with 1,001 receiving yards following the team's Week 5 bye.
- Averaged 19.0 yards per catch with 26 receptions for 494 yards in his rookie season of 2015. His 19.0 average was the highest by a Dolphins rookie in team history:

#### HIGHEST RECEIVING AVERAGE (DOLPHINS ROOKIES)

PLAYER	YEAR	REC	YDS	AVG
1. <b>DeVANTE PARKER</b>	<b>2015</b>	<b>26</b>	<b>494</b>	<b>19.0</b>
2. Chris Chambers	2001	48	883	18.4
3. Ferrell Edmunds	1988	33	575	17.4
4. Nat Moore	1974	37	605	16.4
5. Brian Hartline	2009	31	506	16.3

- His 19.0 receiving average in 2015 was the highest among rookies in the NFL that season (min. 25 receptions):

#### NFL RECEIVING AVERAGE LEADERS (2015 ROOKIES)

PLAYER	TEAM	REC	YDS	AVG
1. <b>DeVANTE PARKER</b>	<b>MIAMI</b>	<b>26</b>	<b>494</b>	<b>19.0</b>
2. Dorial Green-Beckham	Tennessee	32	549	17.2
3. Devin Funchess	Carolina	31	473	15.3
4. Amari Cooper	Oakland	72	1,070	14.9
5. Stefon Diggs	Minnesota	52	720	13.9

### 2021 (MIAMI):

- Played in 10 games with 8 starts.
- Inactive for 3 games.
- Missed 4 games after being placed on injured reserve on Nov. 5 and activated on Dec. 4.
- 40 receptions for 515 yards (12.9 avg.) and 2 TDs.
- 2 miscellaneous tackles.

**AT NEW ENGLAND (9/12):** 4 receptions for 81 yards (20.3 avg.).

**VS. INDIANAPOLIS (10/3):** 4 receptions for 77 yards (19.3 avg.) and 1 TD.

- Caught a 3-yard TD pass from QB Jacoby Brissett in the 4th quarter.

**VS. N.Y. JETS (12/19):** 4 receptions for 68 yards (17.0 avg.) and 1 TD.

- Caught the go-ahead 11-yard TD pass from QB Tua Tagovailoa in the 4th quarter to give Miami a 31-24 lead.

### 2020 (MIAMI):

- Played in 14 games with 11 starts.
- Inactive for 2 games.
- 63 receptions for 793 yards (12.6 avg.) and 4 TDs.

**VS. L.A. RAMS (11/1):** 1 reception for 3 yards and 1 TD.

- Caught a 3-yard TD pass from QB Tua Tagovailoa in the 1st quarter – the 1st of Tagovailoa's career.

**AT N.Y. JETS (11/29):** 8 receptions for 119 yards (14.9 avg.).

- Became the 9th player in Dolphins history to top 4,000 career receiving yards.

**AT BUFFALO (1/3):** 7 receptions for 116 yards (16.6 avg.).

- It was the 11th 100-yard receiving game of his career.

### 2019 (MIAMI):

- Played in 16 games with 14 starts.
- 72 receptions for 1,202 yards (16.7 avg.) and 9 TDs.
- His 1,202 receiving yards were 5th in the NFL.
- His 1,202 receiving yards were 6th in Dolphins history.
- Became the 5th player in team history to total at least 1,200 receiving yards in a season.
- His 9 receiving TDs were tied for 4th in the NFL.
- Finished the season with 4 100-yard performances in his final 7 contests.
- Led the AFC with 1,001 receiving yards following the team's Week 5 bye.

**VS. PHILADELPHIA (12/1):** 7 receptions for 159 yards (22.7 avg.) and 2 TDs.

- Hauled in a 43-yard TD from QB Ryan Fitzpatrick in the 1st quarter.
- Caught a 17-yard TD from QB Ryan Fitzpatrick in the 3rd quarter.
- It was the 1st multi-score game of his career.

**AT N.Y. GIANTS (12/15):** 4 receptions for 72 yards (18.0 avg.) and 2 TDs.

- Caught a 20-yard TD pass from QB Ryan Fitzpatrick in the 2nd quarter.
- Caught a 29-yard TD pass from QB Ryan Fitzpatrick with 1:54 remaining in the game.

**VS. CINCINNATI (12/22):** 5 receptions for 111 yards (22.2 avg.) and 1 TD.

- Caught a 7-yard TD pass from QB Ryan Fitzpatrick in the 1st quarter to give Miami a 14-0 lead.
- Topped 1,000 yards for the 1st time in his career.

### 2018 (MIAMI):

- Played in 11 games with 7 starts.
- Inactive for 5 games.
- 24 receptions for 309 yards (12.9 avg.) and 1 TD.

**AT HOUSTON (10/25):** 6 receptions for 134 yards (22.3 avg.).

**AT GREEN BAY (11/1):** 5 receptions for 43 yards (8.6 avg.).

**VS. BUFFALO (12/2):** 4 receptions for 43 yards (10.8 avg.) and 1 TD.

- Scored on an 18-yard pass from QB Ryan Tannehill on Miami's opening drive.

### 2017 (MIAMI):

- Played in 13 games with 12 starts.
- Inactive for 3 games.
- 57 receptions for 670 yards (11.8 avg.) and 1 TD.
- 1 miscellaneous tackle.

**AT N.Y. JETS (9/24):** 8 receptions for 76 yards (9.5 avg.) and 1 TD.

- Caught a 3-yard TD pass from QB Jay Cutler in the 4th quarter.

**VS. NEW ORLEANS IN LONDON (10/1):** 6 receptions for 69 yards (11.5 avg.).

- Recorded his 100th career reception.

**AT BUFFALO (12/17):** 6 receptions for 89 yards (14.8 avg.).

### 2016 (MIAMI):

- Played in 15 games with 8 starts.
- Inactive 1 game.
- 56 receptions for 744 yards (13.3 avg.) and 4 TDs.
- 2 miscellaneous tackles.

**AT NEW ENGLAND (9/18):** 8 receptions for 106 yards (13.3 avg.).

- All 8 receptions and 106 yards came in the 2nd half.

**AT L.A. RAMS (11/20):** 8 receptions for 79 yards (9.9 avg.) and 1 TD.

- Caught a 9-yard TD with 36 seconds left to win the game.

**AT BUFFALO (12/24):** 4 receptions for 85 yards (21.3 avg.) and 1 TD.

- Caught a 56-yard TD from QB Matt Moore on Miami's 1st possession of the 2nd half.

### POSTSEASON:

**AFC WILD CARD AT PITTSBURGH (1/8):** 4 receptions for 55 yards (13.8 avg.).

### 2015 (MIAMI):

- Played in 14 games with 4 starts.
- Inactive for 1 game.
- Dressed but did not play 1 game.
- 26 receptions for 494 yards (19.0 avg.) and 3 TDs.
- 1 miscellaneous tackle.
- His 19.0 yards per catch average was the highest by a Dolphins rookie in team history.
- His 19.0 receiving average was the highest among NFL rookies in 2015.

**AT WASHINGTON (9/13):** Played but did not record any stats.

- Made his Dolphins debut.

**AT N.Y. JETS (11/29):** 4 receptions for 80 yards (20.0 avg.) and 1 TD.

- Caught a 33-yard TD pass from QB Ryan Tannehill for the 1st TD of his career.

**VS. NEW ENGLAND (1/3):** 5 receptions for 106 yards (21.2 avg.) and 1 TD.

- Became the 1st Dolphins rookie wide receiver to top 100 yards in a game since 2001 (Chris Chambers).

## BEFORE THE NFL

### COLLEGE (LOUISVILLE):

- 4-year letterman (2011-14) and 2-year starter.

**CAREER:** Played in 42 games with 18 starts; 156 receptions for 2,775 yards (17.8 avg.) and 33 TDs.

- Had 10 career 100-yard games.

**SENIOR (2014):** Started 6 games; 43 receptions for 855 yards (19.9 avg.) and 5 TDs.

- 2nd-team All-ACC.

**JUNIOR (2013):** Started 12 games; 55 receptions for 885 yards (16.1 avg.) and 12 TDs.

- His 12 TD receptions tied the school record.

**SOPHOMORE (2012):** Played in all 13 games; 40 receptions for 744 yards (18.6 avg.) and 10 TDs.

- Finished the season with 6 straight games with a TD.

**TRUE FRESHMAN (2011):** Played in 11 games; 18 receptions for 291 yards (16.2 avg.) and 6 TDs.

- His 6 TD receptions led the team.

### HIGH SCHOOL (BALLARD HS – LOUISVILLE, KY.)

**SENIOR (2010):** 68 receptions for 1,793 yards (26.4 avg.) and 19 TDs.

- 1st-team all-state.

- Co-winner of the Paul Hornung Award as the state's top player.

### JUNIOR (2009):

- 1st-team all-state.

## OFF THE FIELD

### COMMUNITY:

#### 2020:

- Partnered with the Starlight Children's Foundation to create and deliver custom PeeWee Parker hospital gowns, inspired by his cartoon series.

#### 2016:

- Helped distribute Thanksgiving meals to local South Florida families in November.

### PERSONAL:

- Father, Anthony Shelman, played running back at Louisville (1991-94).

- **MAJOR:** Communications.

### DeVANTE PARKER'S NFL REGULAR SEASON STATS

YEAR	TEAM	GP	GS	RECEIVING					RUSHING				
				REC	YDS	AVG	LG	TD	ATT	YDS	AVG	LG	TD
2015	MIAMI	14	4	26	494	19.0	49	3	0	0	0.0	0	0
2016	MIAMI	15	8	56	744	13.3	56t	4	0	0	0.0	0	0
2017	MIAMI	13	12	57	670	11.8	36	1	0	0	0.0	0	0
2018	MIAMI	11	7	24	309	12.9	46	1	0	0	0.0	0	0
2019	MIAMI	16	14	72	1,202	16.7	51	9	0	0	0.0	0	0
2020	MIAMI	14	11	63	793	12.6	31	4	0	0	0.0	0	0
2021	MIAMI	10	8	40	515	12.9	42	2	0	0	0.0	0	0
<b>NFL TOTALS</b>		<b>93</b>	<b>64</b>	<b>338</b>	<b>4727</b>	<b>14.0</b>	<b>56t</b>	<b>24</b>	<b>0</b>	<b>0</b>	<b>0.0</b>	<b>0</b>	<b>0</b>

### DeVANTE PARKER'S NFL PLAYOFF STATS

YEAR	TEAM	GP	GS	RECEIVING					RUSHING				
				REC	YDS	AVG	LG	TD	ATT	YDS	AVG	LG	TD
2016	MIAMI	1	0	4	55	13.8	37	0	0	0	0.0	0	0
<b>PLAYOFF TOTALS</b>		<b>1</b>	<b>0</b>	<b>4</b>	<b>55</b>	<b>13.8</b>	<b>37</b>	<b>0</b>	<b>0</b>	<b>0</b>	<b>0.0</b>	<b>0</b>	<b>0</b>

### ADDITIONAL STATS

**Miscellaneous Tackles:** 1 in 2015, 2 in 2016, 1 in 2017, 2 in 2019, 2 in 2021 for total of 8.

### SINGLE-GAME CAREER HIGHS

**Receptions:** 10 vs. Seattle, 10/4/20  
**Receiving Yards:** 159 vs. Philadelphia, 12/1/19  
**Longest Reception:** 56 twice, last: at Buffalo, 12/24/16  
**Receiving TDs:** 2 twice, last: at N.Y. Giants, 12/15/19

### 100-YARD RECEIVING GAMES (11)

DATE	OPPONENT	REC	YDS	AVG	LG	TD
1/3/16	NEW ENGLAND	5	106	21.2	46	1
9/18/16	at New England	8	106	13.3	28	0
11/13/16	at San Diego	5	103	20.6	56	0
10/25/18	at Houston	6	134	22.3	46	0
11/17/19	BUFFALO	7	135	19.3	50	0
12/11/19	PHILADELPHIA	7	159	22.7	43	1
12/22/19	CINCINNATI	5	111	22.2	51	1
12/29/19	at New England	8	137	17.1	28	0
10/4/20	SEATTLE	10	110	11.0	21	0
11/29/20	at N.Y. Jets	8	119	14.9	25	0
1/3/21	at Buffalo	7	116	16.6	31	0

### 2015 GAME-BY-GAME STATS (MIAMI)

DATE	OPPONENT	P/S	REC	YDS	AVG	LG	TD
09/13	at Washington	1/0	0	0	0.0	-	0
09/20	at Jacksonville	1/0	1	3	3.0	3	0
09/27	BUFFALO	1/0	3	46	15.3	19	0
10/04	N.Y. JETS	1/0	0	0	0.0	-	0
10/18	at Tennessee	1/0	0	0	0.0	-	0
10/25	HOUSTON	1/0	0	0	0.0	-	0
10/29	at New England	1/0	0	0	0.0	-	0
11/08	at Buffalo		INACTIVE				
11/15	at Philadelphia		DID NOT PLAY				
11/22	DALLAS	1/0	0	0	0.0	-	0
11/29	at N.Y. Jets	1/0	4	80	20.0	33t	1
12/06	BALTIMORE	1/1	3	63	21.0	38t	1
12/14	N.Y. GIANTS	1/1	2	16	8.0	14	0
12/20	at San Diego	1/0	4	87	21.8	35	0
12/27	INDIANAPOLIS	1/1	4	93	23.3	49	0
01/03	NEW ENGLAND	1/1	5	106	21.2	46	1
<b>2015 TOTALS</b>		<b>14/4</b>	<b>26</b>	<b>494</b>	<b>19.0</b>	<b>49</b>	<b>3</b>

## 2016 GAME-BY-GAME STATS (MIAMI)

DATE	OPPONENT	P/S	REC	YDS	AVG	LG	TD
09/11	at Seattle		INACTIVE				
09/18	at New England	1/1	8	106	13.3	28	0
09/25	CLEVELAND	1/1	3	51	17.0	26t	1
09/29	at Cincinnati	1/1	2	20	10.0	15	0
10/09	TENNESSEE	1/0	2	70	35.0	50	0
10/16	PITTSBURGH	1/0	5	28	5.6	11	0
10/23	BUFFALO	1/0	3	20	6.7	9	0
11/06	N.Y. JETS	1/0	2	8	4.0	4	0
11/13	at San Diego	1/1	5	103	20.6	56	0
11/20	at L.A. Rams	1/1	8	79	9.9	15	1
11/27	SAN FRANCISCO	1/0	3	64	21.3	46	0
12/04	at Baltimore	1/1	3	34	11.3	17	1
12/11	ARIZONA	1/1	2	14	7.0	11	0
12/17	at N.Y. Jets	1/0	1	17	17.0	17	0
12/24	at Buffalo	1/0	4	85	21.3	56t	1
01/01	NEW ENGLAND	1/1	5	45	9.0	18	0
<b>2016 TOTALS</b>		<b>15/8</b>	<b>56</b>	<b>744</b>	<b>13.3</b>	<b>56</b>	<b>4</b>

DATE	OPPONENT	P/S	REC	YDS	AVG	LG	TD
01/08	at Pittsburgh*	1/0	4	55	13.8	37	0

\*AFC Wild Card game

## 2017 GAME-BY-GAME STATS (MIAMI)

DATE	OPPONENT	P/S	REC	YDS	AVG	LG	TD
09/17	at L.A. Chargers	1/1	4	85	21.3	31	0
09/24	at N.Y. Jets	1/1	8	76	9.5	26	1
10/01	NEW ORLEANS	1/1	6	69	11.5	21	0
10/08	TENNESSEE	1/1	1	6	6.0	6	0
10/15	at Atlanta		INACTIVE				
10/22	N.Y. JETS		INACTIVE				
10/26	at Baltimore		INACTIVE				
11/05	OAKLAND	1/0	5	76	15.2	26	0
11/13	at Carolina	1/1	6	66	11.0	24	0
11/19	TAMPA BAY	1/1	4	26	6.5	17	0
11/26	at New England	1/1	1	5	5.0	5	0
12/03	DENVER	1/1	1	5	5.0	5	0
12/11	NEW ENGLAND	1/1	4	40	10.0	15	0
12/17	at Buffalo	1/1	6	89	14.8	36	0
12/24	at Kansas City	1/1	5	63	12.6	34	0
12/31	BUFFALO	1/1	6	64	10.7	24	0
<b>2017 TOTALS</b>		<b>13/12</b>	<b>57</b>	<b>670</b>	<b>11.8</b>	<b>36</b>	<b>1</b>

## 2018 GAME-BY-GAME STATS (MIAMI)

DATE	OPPONENT	P/S	REC	YDS	AVG	LG	TD
09/09	TENNESSEE		INACTIVE				
09/16	at N.Y. Jets		INACTIVE				
09/23	OAKLAND	1/1	2	40	20.0	36	0
09/30	at New England		INACTIVE				
10/07	at Cincinnati		INACTIVE				
10/14	CHICAGO	1/0	0	0	0.0	-	0
10/21	DETROIT		INACTIVE				
10/25	at Houston	1/1	6	134	22.3	46	0
11/04	N.Y. JETS	1/1	1	8	8.0	8	0
11/11	at Green Bay	1/1	5	43	8.6	14	0
11/25	at Indianapolis	1/0	3	10	3.3	9	0
12/02	BUFFALO	1/1	4	43	10.8	18t	1
12/09	NEW ENGLAND	1/1	1	18	18.0	15	0
12/16	at Minnesota	1/0	0	0	0.0	-	0
12/23	JACKSONVILLE	1/1	2	13	6.5	7	0
12/30	at Buffalo	1/0	0	0	0.0	-	0
<b>2018 TOTALS</b>		<b>11/7</b>	<b>24</b>	<b>309</b>	<b>12.9</b>	<b>46</b>	<b>1</b>

## 2019 GAME-BY-GAME STATS (MIAMI)

DATE	OPPONENT	P/S	REC	YDS	AVG	LG	TD
09/08	BALTIMORE	1/1	3	75	25.0	49	0
09/15	NEW ENGLAND	1/1	0	0	0.0	0	0
09/22	at Dallas	1/1	3	56	18.7	40	1
09/29	L.A. CHARGERS	1/1	4	70	17.5	34t	1
10/13	WASHINGTON	1/0	3	28	9.3	12	1
10/20	at Buffalo	1/1	5	55	11.0	14	1
10/28	at Pittsburgh	1/1	6	59	9.8	15	0
11/03	N.Y. JETS	1/0	4	57	14.3	17t	1
11/10	at Indianapolis	1/1	5	69	13.8	21	0
11/17	BUFFALO	1/1	7	135	19.3	50	0
11/24	at Cleveland	1/1	6	91	15.2	22	0
12/01	PHILADELPHIA	1/1	7	159	22.7	43t	2
12/08	at N.Y. Jets	1/1	2	28	14.0	21	0
12/15	at N.Y. Giants	1/1	4	72	18.0	29t	2
12/22	CINCINNATI	1/1	5	111	22.2	51	1
12/29	at New England	1/1	8	137	17.1	28	0
<b>2019 TOTALS</b>		<b>16/14</b>	<b>72</b>	<b>1,202</b>	<b>16.7</b>	<b>51</b>	<b>9</b>

## 2020 GAME-BY-GAME STATS (MIAMI)

DATE	OPPONENT	P/S	REC	YDS	AVG	LG	TD
09/13	at New England	1/1	4	47	11.8	18	0
09/20	BUFFALO	1/1	5	53	10.6	20	1
09/24	at Jacksonville	1/1	5	69	13.8	20	0
10/04	SEATTLE	1/1	10	110	11.0	21	0
10/11	at San Francisco	1/1	2	50	25.0	28	1
10/18	N.Y. JETS	1/1	3	35	11.7	18	0
11/01	L.A. RAMS	1/0	1	3	3.0	3t	1
11/08	at Arizona	1/1	6	64	10.7	17	0
11/15	L.A. CHARGERS	1/0	2	31	15.5	23	0
11/22	at Denver	1/0	6	61	10.2	21	1
11/29	at N.Y. Jets	1/1	8	119	14.9	25	0
12/06	CINCINNATI	1/1	4	35	8.8	14	0
12/13	KANSAS CITY	1/1	0	0	0.0	0	0
12/20	NEW ENGLAND		INACTIVE				
12/26	at Las Vegas		INACTIVE				
01/03	at Buffalo	1/1	7	116	16.6	31	0
<b>2020 TOTALS</b>		<b>14/11</b>	<b>63</b>	<b>793</b>	<b>12.6</b>	<b>31</b>	<b>4</b>

## 2021 GAME-BY-GAME STATS (MIAMI)

DATE	OPPONENT	P/S	REC	YDS	AVG	LG	TD
09/12	at New England	1/1	4	81	20.3	30	0
09/19	BUFFALO	1/1	5	42	8.4	16	0
09/26	at Las Vegas	1/1	4	42	10.5	15	0
10/03	INDIANAPOLIS	1/1	4	77	19.3	42	1
10/10	at Tampa Bay		INACTIVE				
10/17	at Jacksonville		INACTIVE				
10/24	ATLANTA		INACTIVE				
10/31	at Buffalo	1/1	8	85	10.6	23	0
11/07	HOUSTON		INJURED RESERVE				
11/11	BALTIMORE		INJURED RESERVE				
11/21	at N.Y. Jets		INJURED RESERVE				
11/28	CAROLINA		INJURED RESERVE				
12/05	N.Y. GIANTS	1/0	5	62	12.4	17	0
12/19	N.Y. JETS	1/1	4	68	17.0	37	1
12/27	at New Orleans	1/0	0	0	0.0	-	0
01/02	at Tennessee	1/1	4	46	11.5	20	0
01/09	NEW ENGLAND	1/1	2	12	6.0	9	0
<b>2021 TOTALS</b>		<b>10/8</b>	<b>40</b>	<b>515</b>	<b>12.9</b>	<b>42</b>	<b>2</b>





# 33

## JAMAL PERRY

CORNERBACK // 5-10 // 182 // IOWA STATE '17  
ACQUIRED: FA, '19  
HOMETOWN: HOUSTON, TEXAS // BORN: 10/23/94  
NFL: THIRD SEASON // DOLPHINS: THIRD SEASON

### NFL CAREER

#### TRANSACTIONS:

- Signed to Miami's active roster on Nov. 17, 2021.
- Signed to Miami's practice squad on Sept. 3, 2021.
- Waived by Miami on Sept. 1, 2021.
- Signed by Miami on Feb. 15, 2019.
- Released from New England's practice squad on Feb. 4, 2019.
- Signed to New England's practice squad on Sept. 2, 2018.
- Waived by New England on Sept. 1, 2018.
- Signed to New England's practice squad on Sept. 25, 2017.
- Released from New England's practice squad on Sept. 20, 2017.
- Signed to New England's practice squad on Sept. 7, 2017.
- Waived by Philadelphia on Sept. 2, 2017.
- Signed by Philadelphia as an undrafted college free agent on May 11, 2017.

#### CAREER HIGHLIGHTS:

- Played in 31 career games with 7 starts.
- 72 tackles (47 solo), 1 interception and 7 passes defended.
- 13 special teams tackles (9 solo).

#### 2021 (MIAMI):

- Played in 4 games.
- Missed the rest of the season after being placed on injured reserve on Nov. 23.
- Signed to Miami's active roster on Nov. 17.
- Elevated to the active roster for 2 games.
- Elevated to the active roster as a COVID-19 replacement for 1 game.
- Spent 7 games on Miami's practice squad.
- 2 solo special teams tackles.

**AT NEW ENGLAND (9/12):** 2 solo special teams tackles.

#### 2020 (MIAMI):

- Played in 13 games with 1 start.
- Inactive for 2 games.
- Spent 1 game on the Reserve/COVID-19 List.
- 19 tackles (12 solo) and 1 pass defended.
- 6 special teams tackles (3 solo).

**AT NEW ENGLAND (9/13):** 4 tackles (3 solo).

**AT JACKSONVILLE (9/24):** 6 tackles (3 solo).

**VS. SEATTLE (10/4):** 5 tackles (3 solo) and 1 pass defended.

#### 2019 (MIAMI):

- Played in 14 games with 6 starts.
- Inactive for 2 games.
- 53 tackles (35 solo), 1 interception and 6 passes defended.
- 5 special teams tackles (4 solo).

**VS. N.Y. JETS (11/3):** 8 tackles (4 solo), 1 interception and 1 pass defended.

- Intercepted QB Sam Darnold at Miami's 1-yard line in the 2nd quarter.

- It was his 1st career interception.

**VS. BUFFALO (11/17):** 10 tackles (7 solo).

**AT N.Y. GIANTS (12/15):** 9 tackles (4 solo) and 1 pass defended.

#### 2018 (NEW ENGLAND):

- Spent the entire season on New England's practice squad.

#### 2017 (PHILADELPHIA/NEW ENGLAND):

- Spent two stints on New England's practice squad.
- Spent the offseason and training camp with Philadelphia before being waived on Sept. 2.

### BEFORE THE NFL

#### COLLEGE (IOWA STATE):

- 2-year letterman (2015-16) and 1-year starter.
- Transferred from Trinity Valley Community College (Texas) following his sophomore season (2014).
- Also competed in track and field at Iowa State in 2016 and 2017.

**CAREER (AT IOWA STATE):** Played in 24 games with 18 starts; 90 tackles (60 solo), 0.5 sacks, 2 interceptions and 19 passes defended; 12 kickoff returns for 271 yards (22.6 avg.).

**SENIOR (2016 AT IOWA STATE):** Played in all 12 games with 11 starts; 49 tackles (32 solo), 0.5 sacks, 2 interceptions and 11 passes defended.

- Honorable mention All-Big 12.
- Named team's defensive MVP.

## OFF THE FIELD

- His 11 passes defended ranked 2nd on the team and 7th in the Big 12.

**JUNIOR (2015 AT IOWA STATE):** Played in all 12 games with 7 starts; 41 tackles (28 solo) and 8 passes defended; 12 kickoff returns for 271 yards (22.6 avg.).

**SOPHOMORE (2014 AT TRINITY VALLEY CC):** 79 tackles, 1 interception and 15 passes defended.

- 1st-team all-conference.
- Helped team finish with a 12-0 record.

**TRUE FRESHMAN (2013 AT TRINITY VALLEY CC):** 45 tackles, 1 interception and 12 passes defended.

### HIGH SCHOOL (NORTH SHORE HS – GALENA PARK, TEXAS)

- Also competed in track and field.
- Was an all-state performer in the long jump and 100 meters his senior year.

**SENIOR (2012):** 2nd-team all-district.

### COMMUNITY:

**2019:**

- Volunteered at the annual Dolphins holiday gift event through Football Unites and spent time with the 200 members of South Florida families.
- Helped distribute 500 Thanksgiving meals purchased through player donations to local South Florida families.

### PERSONAL:

- **MAJOR:** Kinesiology and health.

### JAMAL PERRY'S NFL REGULAR SEASON STATS

YEAR	TEAM	GP	GS	TACKLES					INTERCEPTIONS					FUMBLES	
				TOT	SOLO	ASST	SK	YDS	INT	YDS	LG	TD	PD	FF	FR
2019	MIAMI	14	6	53	35	18	0.0	0.0	1	0	0	0	6	0	0
2020	MIAMI	13	1	19	12	7	0.0	0.0	0	0	0	0	1	0	0
2021	MIAMI	4	0	0	0	0	0.0	0.0	0	0	0	0	0	0	0
<b>NFL TOTALS</b>		<b>31</b>	<b>7</b>	<b>72</b>	<b>47</b>	<b>25</b>	<b>0.0</b>	<b>0.0</b>	<b>1</b>	<b>0</b>	<b>0</b>	<b>0</b>	<b>7</b>	<b>0</b>	<b>0</b>

### ADDITIONAL STATS

**Special Teams Tackles:** 5 in 2019, 6 in 2020, 2 in 2021 for total of 13.

### SINGLE-GAME CAREER HIGHS

**Tackles:** 10 vs. Buffalo, 11/17/19  
**Interceptions:** 1 vs. N.Y. Jets, 11/3/19  
**Passes Defended:** 3 at Pittsburgh, 10/28/19



LINEBACKER // 6-5 // 266 // MIAMI '21  
 ACQUIRED: D1B, '21  
 HOMETOWN: REDLANDS, CALIF. // BORN: 5/28/99  
 NFL: ROOKIE SEASON // DOLPHINS: ROOKIE SEASON

## NFL CAREER

### TRANSACTIONS:

- 1st-round pick (18th overall) by Miami in the 2021 NFL Draft.

### CAREER HONORS:

- 2021 Nat Moore Community Service Award Winner.

### CAREER HIGHLIGHTS:

- Played in 17 career games with 5 starts.
- 42 tackles (23 solo), 8.5 sacks, 1 pass defended and 1 fumble recovery.
- His 8.5 sacks in 2021 set a Dolphins rookie record:

#### DOLPHINS ROOKIE SACK LEADERS

PLAYER	YEAR	SACKS
1. JAELAN PHILLIPS	2021	8.5
2. Bill Stanfill	1969	8.0
Lorenzo Bromell	1998	8.0
4. A.J. Duhe	1977	7.0
5. Marco Coleman	1992	6.0

- His 8.5 sacks in 2021 were 2nd among all NFL rookies:

#### NFL ROOKIE SACK LEADERS (2021)

PLAYER	TEAM	SACKS
1. Micah Parsons	Dal.	13.0
2. JAELAN PHILLIPS	MIA.	8.5
3. Azeem Ojulari	NYG	8.0
4. Odafe Oweh	Bal.	5.0
5. Several players		4.0

### 2021 (MIAMI):

- Played in all 17 games with 5 starts.
- 42 tackles (23 solo), 8.5 sacks, 1 pass defended and 1 fumble recovery.

**AT NEW ENGLAND (9/12):** Played but did not record any stats.

- Made his NFL debut.

**AT TAMPA BAY (10/10):** 4 tackles (2 solo) and 1 sack.

- Sacked QB Tom Brady for a loss of 5 yards in the 3rd quarter.
- It was his 1st career sack.

**VS. CAROLINA (11/28):** 4 tackles (3 solo), 3 sacks and 1 pass defended.

- Sacked QB Cam Newton for a loss of 14 yards in the 3rd quarter.
- Sacked QB PJ Walker for a loss of 10 yards in the 4th quarter.

- Sacked QB PJ Walker for a loss of 4 yards in the 4th quarter.
- Became 3rd rookie in Dolphins history to record a 3-sack game (D.J. Duhe, 11/6/77 and Marco Coleman, 10/25/92).
- Became 1st NFL rookie since Nov. 17, 2019 (4, Maxx Crosby) to record 3+ sacks in a game.

**VS. N.Y. GIANTS (12/5):** 3 solo tackles and 1 sack.

- Sacked QB Mike Glennon for a loss of 13 yards on 1st-and-10 in the 4th quarter.
- Sacked QB Mike Glennon on back-to-back plays for a loss of 7 yards on 2nd-and-23 in the 4th quarter.
- Set a new Dolphins rookie record for most sacks in a season.
- Became the 1st NFL rookie to record at least 6 sacks in a 3-game span since Julius Peppers in 2002.

**VS. NEW ENGLAND (1/9):** 2 tackles (1 solo) and 1 fumble recovery.

- Recovered a QB Mac Jones fumble in the 3rd quarter.

### HONORS:

- Nat Moore Community Service Award Winner.
- Became the 1st rookie to win the award, given each year to a player recognized for his involvement in the South Florida community.

## BEFORE THE NFL

### COLLEGE (MIAMI):

- 1-year starter (2020).

**CAREER (AT MIAMI):** Started 10 games; 45 tackles (21 solo), 8 sacks, 1 interception and 4 passes defended.

**REDSHIRT JUNIOR (2020 AT MIAMI):** Started 10 games; 45 tackles (21 solo), 8 sacks, 1 interception and 4 passes defended.

- 1st-team All-American.
- 2nd-team All-ACC.

**JUNIOR (2019 AT MIAMI):**

- Redshirted due to NCAA transfer rules.

**SOPHOMORE (2018 AT UCLA):** Played in 4 games with 2 starts; 20 tackles (12 solo) and 1 sack.

**TRUE FRESHMAN (2017 AT UCLA):** Played in 7 games with 4 starts; 21 tackles (16 solo), 3.5 sacks and 2 passes defended.

## HIGH SCHOOL (REDLANDS EAST VALLEY HS – REDLANDS, CALIF.)

**SENIOR (2016):** 142 tackles and 21 sacks.

- 1st-team All-American.
- 1st-team all-state.
- Division co-defensive player of the year.

**JUNIOR (2015):** 76 tackles, 10.5 sacks and 2 interceptions.

## OFF THE FIELD

### COMMUNITY:

**2021:**

- At Lotus House – a shelter in the Miami Overtown neighborhood for women and children – provided Halloween costumes for the children and hosted a Thanksgiving cookie decorating event.
- Volunteered at the Miami Dolphins holiday event to spend time with and provide dinner and children's gifts for South Florida families.
- Along with fellow Dolphins rookies, teamed up with Neighbors4Neighbors to provide South Florida families with holiday gifts.

- Selected the Juvenile Diabetes Research Foundation (JDRF) for My Cause My Cleats to raise awareness and support research for Type 1 diabetes in honor of his cousin.
- Volunteered at the Miami Dolphins Food Relief Program Thanksgiving meal distribution with Feeding South Florida to provide 1,000 meal boxes to South Florida families.
- Volunteered with Miami Rescue Mission to serve meals and visit residents.
- Partnered with the Miami Dolphins Food Relief Program to provide meals for displaced residents of a North Miami Beach condo building that was evacuated following the Surfside building collapse.
- Joined the Miami Dolphins Social Impact Committee to positively impact civic engagement, education, and economic empowerment in South Florida.

### PERSONAL:

- **MAJOR:** Motion pictures.

## JAE LAN PHILLIPS' NFL REGULAR SEASON STATS

YEAR	TEAM	GP	GS	TACKLES					INTERCEPTIONS					FUMBLES	
				TOT	SOLO	ASST	SK	YDS	INT	YDS	LG	TD	PD	FF	FR
2021	MIAMI	17	5	42	23	19	8.5	71.5	0	0	0	0	1	0	1
<b>NFL TOTALS</b>		<b>17</b>	<b>5</b>	<b>42</b>	<b>23</b>	<b>19</b>	<b>8.5</b>	<b>71.5</b>	<b>0</b>	<b>0</b>	<b>0</b>	<b>0</b>	<b>1</b>	<b>0</b>	<b>1</b>

### SINGLE-GAME CAREER HIGHS

<b>Tackles:</b>	6	at Las Vegas, 9/26/21
<b>Sacks:</b>	3	vs. Carolina, 11/28/21
<b>Passes Defensed:</b>	1	vs. Carolina, 11/28/21
<b>Fumble Recoveries:</b>	1	vs. New England, 1/9/22



# 20

## SHELDRIK REDWINE

SAFETY // 6-0 // 195 // MIAMI '19

ACQUIRED: FA, '21

HOMETOWN: MIAMI, FLA. // BORN: 11/6/96

NFL: THIRD SEASON // DOLPHINS: FIRST SEASON

### NFL CAREER

#### TRANSACTIONS:

- Signed to Miami's active roster on Dec. 20, 2021.
- Signed to Miami's practice squad on Nov. 18, 2021.
- Waived by Miami on Nov. 16, 2021.
- Signed by Miami on Oct. 26, 2021.
- Signed to Carolina's practice squad on Oct. 15, 2021.
- Released from the N.Y. Jets practice squad on Oct. 12, 2021.
- Signed to the N.Y. Jets practice squad on Sept. 23, 2021.
- Waived by the N.Y. Jets on Sept. 21, 2021.
- Signed by the N.Y. Jets on Sept. 6, 2021.
- Waived by Cleveland on Aug. 31, 2021.
- 4th-round pick (119th overall) by Cleveland in the 2019 NFL Draft.

#### CAREER HIGHLIGHTS:

- Played in 33 career games with 8 starts.
- 61 tackles (42 solo), 0.5 sacks, 1 interception and 3 passes defended.
- 16 special teams tackles (10 solo).

#### 2021 (CLEVELAND/N.Y. JETS/CAROLINA/MIAMI):

- Played in 4 games with Miami.
- Missed 2 games on the Reserve/COVID-19 list with Miami.
- Inactive for 3 games with Miami.
- Spent 1 game on Miami's practice squad.
- 1 solo tackle with Miami.
- 1 assisted special teams tackle with Miami.
- Spent 2 games on Carolina's practice squad.
- Played in 2 games with the N.Y. Jets.
- Spent 3 games on the N.Y. Jets practice squad.
- Spent the offseason and training camp with Cleveland
- 3 tackles (2 solo) with the N.Y. Jets.
- 3 special teams tackles (2 solo) with the N.Y. Jets.

**AT CAROLINA (9/12):** 3 tackles (2 solo); 2 special teams tackles.

**VS. CAROLINA (11/28):** 1 solo tackle.  
• Made his Dolphins debut.

**AT NEW ORLEANS (12/27):** 1 assisted special teams tackle.

#### 2020 (CLEVELAND):

- Played in 15 games with 3 starts.
- Inactive for 1 game.
- 22 tackles (16 solo), 0.5 sack, 1 interception and 1 pass defended.
- 5 special teams tackles (3 solo)

**VS. INDIANAPOLIS (10/11):** 1 interception.

- Intercepted QB Philip Rivers in the 4th quarter and returned it 8 yards.

**AT PITTSBURGH (10/18):** 6 tackles (4 solo) and 0.5 sack.

**AT N.Y. GIANTS (12/20):** 8 tackles (4 solo).

#### POSTSEASON:

**AFC WILD CARD VS. PITTSBURGH (1/10):** 2 solo tackles and 1 interception; 1 tackle on special teams.

- Intercepted QB Ben Roethlisberger in the first quarter and returned it 30 yards.

**AFC DIVISIONAL VS. KANSAS CITY (1/17):** Played but did not record any stats.

#### 2019 (CLEVELAND):

- Played in 12 games with 5 starts.
- 35 tackles (23 solo) and 2 passes defended.
- 7 special teams tackles (5 solo).

**AT Pittsburgh (12/1):** 7 tackles (4 solo) and 1 pass defended.

- First career start.

**VS. CINCINNATI (12/8):** 8 tackles (6 solo) and 1 pass defended.

**AT ARIZONA (12/15):** 7 tackles (5 solo).

### BEFORE THE NFL

#### COLLEGE (MIAMI):

- 4-year letterman (2015-18) and 2-year starter.

**CAREER:** Played in 51 games with 40 starts; 164 tackles (98 solo), 3.5 sacks, 5 interceptions, 13 passes defended, 4 forced fumbles and 2 fumble recoveries.

**SENIOR (2018):** Started all 13 games; 64 tackles (35 solo), 3 sacks, 3 interceptions, 5 passes defended, 1 fumble recovery and 1 forced fumble.

- Honorable mention All-ACC.

**JUNIOR (2017):** Played in 13 games with 12 starts; 59 tackles (37 solo), 0.5 sack, 2 interceptions, 8 passes defended, 1 fumble recovery and 2 forced fumbles.

**SOPHOMORE (2016):** Played in 12 games with 5 starts; 28 tackles (18 solo), 1 forced fumble and 2

passes defended.

**TRUE FRESHMAN (2015):** Played in all 13 games; 13 tackles (8 solo).

**HIGH SCHOOL (MIAMI KILLIAN HS – MIAMI, FLA.)**

**SENIOR (2014):** 33 tackles and 7 interceptions.

- Returned an interception for a touchdown.

**OFF THE FIELD**

**PERSONAL:**

- **MAJOR:** Sociology.

**SHELDRIK REDWINE'S NFL REGULAR SEASON STATS**

YEAR	TEAM	GP	GS	TACKLES					INTERCEPTIONS					FUMBLES	
				TOT	SOLO	ASST	SK	YDS	INT	YDS	LG	TD	PD	FF	FR
2019	CLEVELAND	12	5	35	23	12	0.0	0.0	0	0	0	0	2	0	0
2020	CLEVELAND	15	3	22	16	6	0.5	6.0	1	8	8	0	1	0	0
2021	N.Y. JETS	2	0	3	2	1	0.0	0.0	0	0	-	0	0	0	0
	MIAMI	4	0	1	1	0	0.0	0.0	0	0	-	0	0	0	0
<b>NFL TOTALS</b>		<b>33</b>	<b>8</b>	<b>61</b>	<b>42</b>	<b>19</b>	<b>0.5</b>	<b>6.0</b>	<b>1</b>	<b>8</b>	<b>8</b>	<b>0</b>	<b>3</b>	<b>0</b>	<b>0</b>

**SHELDRIK REDWINE'S NFL PLAYOFF STATS**


YEAR	TEAM	GP	GS	TACKLES					INTERCEPTIONS					FUMBLES	
				TOT	SOLO	ASST	SK	YDS	INT	YDS	LG	TD	PD	FF	FR
2020	CLEVELAND	2	1	2	2	0	0.0	0.0	1	30	30	0	1	0	0
<b>NFL TOTALS</b>		<b>2</b>	<b>1</b>	<b>2</b>	<b>2</b>	<b>0</b>	<b>0.0</b>	<b>0.0</b>	<b>1</b>	<b>30</b>	<b>30</b>	<b>0</b>	<b>1</b>	<b>0</b>	<b>0</b>

**ADDITIONAL STATS**

**Special Teams Tackles:** (Cleveland) 7 in 2019, 5 in 2020, (N.Y. Jets) 3 in 2021, (Miami) 1 in 2021 for total of 16.

**SINGLE-GAME CAREER HIGHS**

- Tackles:** 8 2 times, last: at N.Y. Giants, 12/20/20
- Interceptions:** 1 vs. Indianapolis, 10/11/20
- Passes Defended:** 1 3 times, last: vs. Indianapolis, 10/11/20



# 45

## DUKE RILEY

LINEBACKER // 6-1 // 230 // LSU '17

ACQUIRED: UFA, '21 (PHI.)

HOMETOWN: BURAS, LA. // BORN: 8/9/94

NFL: FIFTH SEASON // DOLPHINS: FIRST SEASON

### NFL CAREER

#### TRANSACTIONS:

- Signed by Miami as an unrestricted free agent from Philadelphia on March 22, 2021.
- Traded from Atlanta to Philadelphia on Oct. 1, 2019.
- 3rd-round pick (75th overall) by Atlanta in the 2017 NFL Draft.

#### CAREER HIGHLIGHTS:

- Played in 73 career games with 27 starts.
- 153 tackles (91 solo), 0.5 sacks, 1 interception, 3 passes defended, 1 forced fumble and 1 fumble recovery.
- 32 special teams tackles (18 solo).
- 1 blocked punt.
- Appeared in 3 postseason games – 2 with Atlanta and 1 with Philadelphia.

#### 2021 (MIAMI):

- Played in 16 games with 3 starts.
- Missed 1 game on the Reserve/COVID-19 List.
- 21 tackles (13 solo).
- 5 special teams tackles (3 solo).
- 1 blocked punt.

#### VS. CAROLINA (11/28): 3 tackles (2 solo).

- Blocked a P Lachlan Edwards punt that was recovered by CB Justin Coleman and returned 2 yards for a TD.

#### VS. N.Y. JETS (12/19): 2 tackles (1 solo); 2 special teams tackles (1 solo).

#### VS. NEW ENGLAND (1/9): 4 tackles (3 solo).

#### 2020 (PHILADELPHIA):

- Played in 13 games with 8 starts.
- Inactive for 2 games.
- Missed 1 game after being placed on injured reserve on Jan. 1.
- 46 tackles (25 solo), 0.5 sacks, 1 interception, 1 pass defended and 1 forced fumble.
- 9 special teams tackles (5 solo).

#### AT WASHINGTON (9/13): 6 tackles (3 solo) and 0.5 sacks.

- Split a sack with DE Genard Avery of QB Dwayne Haskins in the 4th quarter.

#### AT PITTSBURGH (10/11): 12 tackles (7 solo) and 1 forced fumble; 1 assisted special teams tackle.

- Forced a TE Eric Ebron fumble on 3rd-and-21 in

the 4th quarter that was recovered by CB Cre'Von LeBlanc.

#### VS. NEW ORLEANS (12/13): 6 tackles (4 solo), 1 interception and 1 pass defended.

- Intercepted a QB Taysom Hill pass intended for RB Alvin Kamara in the 2nd quarter.

#### 2019 (ATLANTA/PHILADELPHIA):

- Played in 12 games with Philadelphia.
- 5 solo tackles and 1 fumble recovery with Philadelphia.
- 9 special teams tackles (7 solo) with Philadelphia.
- Traded from Atlanta to Philadelphia on Oct. 1.
- Played in 4 games with Atlanta.

#### VS. CHICAGO (11/3): 1 solo tackle and 1 fumble recovery; 1 solo special teams tackle.

- Recovered a punt fumbled by TE Adam Shaheen in the 4th quarter.

#### AT MIAMI (12/1): 2 solo tackles; 1 solo special teams tackle.

#### VS. N.Y. GIANTS (12/9): 1 solo tackle; 1 solo special teams tackle.

#### POSTSEASON:

#### NFC WILD CARD VS. SEATTLE (1/5): 1 solo special teams tackle.

#### 2018 (ATLANTA):

- Played in all 16 games with 10 starts.
- 57 tackles (36 solo) and 2 passes defended.
- 3 special teams tackles (1 solo).

#### VS. CAROLINA (9/16): 9 tackles (6 solo).

#### VS. NEW ORLEANS (9/23): 13 tackles (9 solo).

#### VS. TAMPA BAY (10/14): 4 tackles (3 solo) and 1 pass defended.

#### 2017 (ATLANTA):

- Played in 12 games with 6 starts.
- Inactive for 4 games.
- 24 tackles (12 solo).
- 6 special teams tackles (3 solo).

#### AT CHICAGO (9/10): 5 tackles (3 solo); 1 assisted special teams tackle.

#### VS. GREEN BAY (9/17): 5 tackles (3 solo).

#### VS. MIAMI (10/15): 6 tackles (1 solo).

#### POSTSEASON:

#### NFC WILD CARD AT L.A. RAMS (1/6): 1 solo tackle; 1 solo special teams tackle.

#### NFC DIVISIONAL AT PHILADELPHIA (1/13): 1 solo tackle.

## BEFORE THE NFL

### COLLEGE (LSU):

- 4-year letterman (2013-16) and 1-year starter.

**CAREER:** Played in all 50 games with 13 starts; 144 tackles (59 solo), 1.5 sacks, 1 interception 2 passes defended and 2 fumble recoveries.

**SENIOR (2016):** Started all 12 games; 93 tackles (40 solo), 1.5 sacks, 1 interception, 2 passes defended and 1 fumble recovery.

- His 93 tackles led the team.
- Team MVP.
- Team captain.

**JUNIOR (2015):** Played in all 12 games; 24 tackles (12 solo).

**SOPHOMORE (2014):** Played in all 13 games with 1 start; 20 tackles (6 solo) and 1 fumble recovery.

**TRUE FRESHMAN (2013):** Played in all 13 games; 7 tackles (1 solo).

### HIGH SCHOOL (JOHN CURTIS CHRISTIAN SCHOOL – RIVER RIDGE, LA.)

- Also lettered in baseball and track and field.

**SENIOR (2012):** 124 tackles.

- All-state.
- Class 2A Most Outstanding Defensive Player.
- Helped his team win a state championship.

**JUNIOR (2011):**

- Helped his team win a state championship.

## OFF THE FIELD

### PERSONAL:

- **MAJOR:** Sport administration.

## DUKE RILEY'S NFL REGULAR SEASON STATS

YEAR	TEAM	GP	GS	TACKLES					INTERCEPTIONS					FUMBLES		
				TOT	SOLO	ASST	SK	YDS	INT	YDS	LG	TD	PD	FF	FR	
2017	ATLANTA	12	6	24	12	12	0.0	0.0	0	0	0	0	0	0	0	0
2018	ATLANTA	16	10	57	36	21	0.0	0.0	0	0	0	0	2	0	0	
2019	ATLANTA	4	0	0	0	0	0.0	0.0	0	0	-	0	0	0	0	
	PHILADELPHIA	12	0	5	5	0	0.0	0.0	0	0	-	0	0	0	1	
2020	PHILADELPHIA	13	8	46	25	21	0.5	0.0	1	7	7	0	1	1	0	
2021	MIAMI	16	3	21	13	8	0.0	0.0	0	0	0	0	0	0	0	
<b>NFL TOTALS</b>		<b>73</b>	<b>27</b>	<b>153</b>	<b>91</b>	<b>62</b>	<b>0.5</b>	<b>0.0</b>	<b>1</b>	<b>7</b>	<b>7</b>	<b>0</b>	<b>3</b>	<b>1</b>	<b>1</b>	

## DUKE RILEY'S NFL PLAYOFF STATS

YEAR	TEAM	GP	GS	TACKLES					INTERCEPTIONS					FUMBLES	
				TOT	SOLO	ASST	SK	YDS	INT	YDS	LG	TD	PD	FF	FR
2017	ATLANTA	2	0	2	2	0	0.0	0.0	0	0	0	0	0	0	0
2019	PHILADELPHIA	1	0	0	0	0	0.0	0.0	0	0	0	0	0	0	0
<b>NFL TOTALS</b>		<b>3</b>	<b>0</b>	<b>2</b>	<b>2</b>	<b>0</b>	<b>0.0</b>	<b>0.0</b>	<b>0</b>	<b>0</b>	<b>0</b>	<b>0</b>	<b>0</b>	<b>0</b>	<b>0</b>

### ADDITIONAL STATS


**Special Teams Tackles:** (Atlanta) 6 in 2017 (P-1), 3 in 2018, (Philadelphia) 9 in 2019 (P-1), 9 in 2020, (Miami) 5 in 2021 for total of 32 (P-2).

**Blocked Punts:** (Miami) 1 vs. Carolina on 11/28/21.

### SINGLE-GAME CAREER HIGHS

<b>Tackles:</b>	13	vs. New Orleans, 9/23/18
<b>Sacks:</b>	0.5	at Washington, 9/13/20
<b>Interceptions:</b>	1	vs. New Orleans, 12/13/20
<b>Passes Defended:</b>	1	3 times, last: vs. New Orleans, 12/13/20
<b>Forced Fumbles:</b>	1	at Pittsburgh, 10/11/20
<b>Fumble Recoveries:</b>	1	vs. Chicago, 11/3/19





# 52

## ELANDON ROBERTS

LINEBACKER // 6-1 // 238 // HOUSTON '16  
ACQUIRED: UFA, '20 (NE)  
HOMETOWN: PORT ARTHUR, TEXAS // BORN: 4/22/94  
NFL: SIXTH SEASON // DOLPHINS: SECOND SEASON

### NFL CAREER

#### TRANSACTIONS:

- Signed by Miami as an unrestricted free agent from New England on March 21, 2020.
- 6th-round pick (214th overall) by New England in the 2016 NFL Draft.

#### CAREER HONORS:

- 2021 Ed Block Courage Award.
- 2020 Nat Moore Community Service Award.

#### CAREER HIGHLIGHTS:

- Played in 90 career games with 59 starts.
- 345 tackles (192 solo), 6.5 sacks, 1 interception, 10 passes defended, 4 forced fumbles and 2 fumble recoveries; 1 interception return for a TD.
- 4 special teams tackles (1 solo).
- 1 kickoff return for 13 yards.
- Appeared in 10 postseason games with 7 starts.
- Won Super Bowls LI and LIII with New England.

#### 2021 (MIAMI):

- Played in all 17 games with 15 starts.
- 83 tackles (42 solo), 1 sack, 1 interception, 4 passes defended and 2 forced fumbles; 1 interception return for a TD.
- Served as a team captain.

**AT LAS VEGAS (9/26):** 5 tackles (3 solo), 1 interception, 1 pass defended and 1 forced fumble; 1 interception return for a TD.

- Interception a QB Derek Carr pass intended for TE Fabian Moreau in the 1st quarter and returned it 85 yards for a TD.

- It was his 1st career interception.

- Forced a RB Peyton Barber fumble in the 2nd quarter.

**AT BUFFALO (10/31):** 4 tackles (2 solo) and 1 forced fumble.

- Forced a QB Josh Allen fumble in the 4th quarter.

**VS. BALTIMORE (11/11):** 6 tackles (2 solo) and 1 sack.

- Sacked QB Lamar Jackson for a loss of 7 yards in the 3rd quarter.

#### HONORS:

- Ed Block Courage Award.

#### 2020 (MIAMI):

- Played in 13 games with 11 starts.

- Inactive for 2 games.
- Missed the rest of the season after being placed on injured reserve on Dec. 31, 2020.
- 61 tackles (33 solo), 1.5 sacks, 1 forced fumble and 1 fumble recovery.
- 1 kickoff return for 13 yards.
- Served as a team captain.
- Member of the team's Social Impact Committee.

**AT SAN FRANCISCO (10/11):** 1 solo tackle and 1 sack.

- Sacked QB Jimmy Garoppolo for a loss of 8 yards in the 1st quarter.

**AT N.Y. JETS (11/29):** 5 tackles (1 solo) and 0.5 sacks.

- Split a sack with LB Jerome Baker of QB Sam Darnold in the 4th quarter.

**VS. NEW ENGLAND (12/20):** 9 tackles (5 solo) and 1 fumble recovery.

- Recovered a WR Jakobi Meyers fumble forced by CB Xavien Howard in the 3rd quarter.

#### HONORS:

- Won the Nat Moore Community Service Award as part of the team's Social Impact Committee.

#### 2019 (NEW ENGLAND):

- Played in all 16 games with 3 starts.
- 28 tackles (18 solo), 1 sack and 1 pass defended.
- 1 assisted special teams tackle.
- 1 reception for 38 yards and 1 TD.
- Served as a season-long team captain.
- Helped the defense lead the NFL in fewest total yards allowed per game (275.9) and points allowed per game (14.1).

**AT MIAMI (9/15):** 5 tackles (3 solo).

**AT PHILADELPHIA (11/17):** 1 solo tackle and 1 sack.

- Sacked QB Carson Wentz in the 2nd quarter.

**VS. MIAMI (12/29):** 1 solo tackle; 1 reception for 38 yards and 1 TD.

- Caught a 38-yard TD pass from QB Tom Brady in the 3rd quarter.

- It was his 1st career TD.

- Became just the 3rd defensive player in Patriots history to score an offensive TD.

#### POSTSEASON:

**AFC WILD CARD VS. TENNESSEE (1/4):** 2 tackles (1 solo)

#### 2018 (NEW ENGLAND):

- Played in all 16 games with 11 starts.

- 63 tackles (30 solo), 1 sack and 4 forced fumbles.
- 2 special teams tackles.

**AT DETROIT (9/23):** 7 tackles (4 solo).

**VS. KANSAS CITY (10/14):** 7 tackles (2 solo) and 1 pass defended.

**AT TENNESSEE (11/11):** 6 tackles (4 solo) and 1 sack.

- Sacked QB Marcus Mariota in the 2nd quarter.

**POSTSEASON:**

**AFC DIVISIONAL VS. L.A. CHARGERS (1/13):** 3 tackles (2 solo).

**AFC CHAMPIONSHIP AT KANSAS CITY (1/20):** 3 solo tackles.

**SUPER BOWL LIII VS. L.A. RAMS (2/3):** 1 solo tackle.

**2017 (NEW ENGLAND):**

- Played in 15 games with 14 starts.
- Inactive for 1 game.
- 67 tackles (45 solo), 2 sacks, 1 pass defended and 1 fumble recovery.

**VS. HOUSTON (9/24):** 9 tackles (6 solo).

**VS. CAROLINA (10/1):** 5 tackles (4 solo) and 1 fumble recovery.

- Recovered a fumble by RB Jonathan Stewart in the 3rd quarter.

**VS. MIAMI (11/26):** 4 tackles (3 solo) and 2 sacks.

- Sacked QB Matt Moore in the 3rd quarter.
- Sacked QB Matt Moore again in the 4th quarter.

**POSTSEASON:**

**AFC DIVISIONAL VS. TENNESSEE (1/13):** 2 solo tackles.

**AFC CHAMPIONSHIP VS. JACKSONVILLE (1/21):** 7 tackles (3 solo).

**SUPER BOWL LII VS. PHILADELPHIA (2/4):** 6 tackles (2 solo).

**2016 (NEW ENGLAND):**

- Played in 13 games with 5 starts.
- Dressed but did not play in 1 game.
- Inactive for 2 games.
- 44 tackles (25 solo) and 1 forced fumble.

**AT CLEVELAND (10/9):** 7 tackles (6 solo).

**VS. N.Y. JETS (12/24):** 11 tackles (5 solo) and 1 forced fumble.

- Forced a fumble by RB Khiri Robinson in the 2nd quarter and it was recovered by CB Malcolm Butler.

**AT MIAMI (1/1):** 7 tackles (6 solo).

**POSTSEASON:**

**AFC DIVISIONAL VS. HOUSTON (1/14):** 3 tackles (1 solo).

**AFC CHAMPIONSHIP VS. PITTSBURGH (1/22):** 2 solo tackles.

**SUPER BOWL LI VS. ATLANTA (2/5):** 2 solo tackles.

**BEFORE THE NFL**

**COLLEGE (HOUSTON):**

- 3-year letterman (2013-15) and 1-year starter (2015).
- Transferred from Morgan State University following his freshman season (2012).

**CAREER (AT HOUSTON):** Played in 34 games with 14 starts; 175 tackles (109 solo), 7 sacks, 1 interception, 6 passes defended and 2 forced fumbles.

**SENIOR (2015 AT HOUSTON):** Started all 14 games; 142 tackles (88 solo), 6 sacks, 1 interception, 6 passes defended and 2 forced fumbles.

- His 88 solo tackles led the nation.
- His 142 total tackles led the AAC and ranked 4th in the nation.
- 1st-team All-AAC.
- Team captain.

**JUNIOR (2014 AT HOUSTON):** Played in 11 games; 26 tackles (17 solo) and 1 sack.

**SOPHOMORE (2013 AT HOUSTON):** Played in 8 games; 7 tackles (4 solo).

**TRUE FRESHMAN (2012 AT MORGAN STATE):** Started all 11 games; 107 tackles (59 solo), 2 sacks, 1 interception and 3 passes defended.

- His 107 tackles ranked 2nd in school history.
- Finalist for the Jerry Rice Award (nation's top FCS freshman).
- 2nd-team All-MEAC.

**HIGH SCHOOL (MEMORIAL HS – PORT ARTHUR, TEXAS)**

- Also lettered in track and field.

**SENIOR (2011):**

- 1st-team all-district.

**OFF THE FIELD**

**COMMUNITY:**

- In 2020, helped establish the Social Impact Committee to make a difference in civic engagement, education and economic empowerment.

**PERSONAL:**

- **MAJOR:** Sociology.

**ELANDON ROBERTS' NFL REGULAR SEASON STATS**

YEAR	TEAM	GP	GS	TACKLES					INTERCEPTIONS					FUMBLES		
				TOT	SOLO	ASST	SK	YDS	INT	YDS	LG	TD	PD	FF	FR	
2016	NEW ENGLAND	13	5	44	25	19	0.0	0.0	0	0	0	0	0	1	0	1
2017	NEW ENGLAND	15	14	67	45	22	2.0	13.0	0	0	0	0	1	0	1	
2018	NEW ENGLAND	16	11	63	30	33	1.0	7.0	0	0	0	0	4	0	0	
2019	NEW ENGLAND	16	3	28	18	10	1.0	11.0	0	0	0	0	1	0	0	
2020	MIAMI	13	11	61	33	28	1.5	11.5	0	0	0	0	0	1	1	
2021	MIAMI	17	15	83	42	41	1.0	7.0	1	85	85t	1	4	2	0	
<b>NFL TOTALS</b>		<b>90</b>	<b>59</b>	<b>345</b>	<b>192</b>	<b>153</b>	<b>6.5</b>	<b>49.5</b>	<b>1</b>	<b>85</b>	<b>85t</b>	<b>1</b>	<b>10</b>	<b>4</b>	<b>2</b>	

## ELANDON ROBERTS' NFL POSTSEASON STATS

YEAR	TEAM	GP	GS	TACKLES					INTERCEPTIONS					FUMBLES		
				TOT	SOLO	ASST	SK	YDS	INT	YDS	LG	TD	PD	FF	FR	
2016	NEW ENGLAND	3	2	7	5	2	0.0	0.0	0	0	0	0	0	0	0	0
2017	NEW ENGLAND	3	3	15	7	8	0.0	0.0	0	0	0	0	0	0	0	0
2018	NEW ENGLAND	3	1	7	6	1	0.0	0.0	0	0	0	0	0	0	0	0
2019	NEW ENGLAND	1	1	2	1	1	0.0	0.0	0	0	0	0	0	0	0	0
<b>NFL TOTALS</b>		<b>10</b>	<b>7</b>	<b>31</b>	<b>19</b>	<b>12</b>	<b>0.0</b>	<b>0.0</b>	<b>0</b>	<b>0</b>	<b>0</b>	<b>0</b>	<b>0</b>	<b>0</b>	<b>0</b>	<b>0</b>

### ADDITIONAL STATS

**Defensive Touchdowns:** 85-yard interception return at Las Vegas (9/26/21)

**Special Teams Tackles:** 1 in 2016, 2 in 2018, 1 in 2019 for total of 4.

**Receiving:** 1 for 38 yards and 1 TD in 2019.

**Kickoff Returns:** 1 for 13 yards in 2020.

### SINGLE-GAME CAREER HIGHS

<b>Tackles:</b>	11	vs. N.Y. Jets, 12/24/16
<b>Sacks:</b>	2	vs. Miami, 11/26/17
<b>Interceptions:</b>	1	at Las Vegas, 9/26/21
<b>Passes Defended:</b>	1	9 times, last: at Tampa Bay, 10/10/21
<b>Forced Fumbles:</b>	1	4 times, last: at Buffalo, 10/31/21
<b>Fumble Recovery:</b>	1	Twice, last: vs. New England, 12/20/20



# 21

## ERIC ROWE

SAFETY // 6-1 // 205 // UTAH '15  
ACQUIRED: UFA, '19 (NE)  
HOMETOWN: KLEIN, TEXAS // BORN: 10/3/92  
NFL: SEVENTH SEASON // DOLPHINS: THIRD SEASON

### NFL CAREER

#### TRANSACTIONS:

- Signed by Miami as an unrestricted free agent from New England on March 14, 2019.
- Traded from Philadelphia to New England on Sept. 7, 2016.
- 2nd-round pick (47th overall) by Philadelphia in the 2015 NFL Draft.

#### CAREER HIGHLIGHTS:

- Played in 86 career games with 50 starts.
- 324 tackles (230 solo), 5 interceptions, 39 passes defended, 4 forced fumbles and 1 fumble recovery; 1 interception return for a TD.
- 2 special teams tackles (1 solo).
- Intercepted Patriots QB Tom Brady and returned it 35 yards for a TD on Dec. 29, 2019 – it was just the 15th pick-six thrown by Brady in his career and only the 5th at Gillette Stadium.
- Won Super Bowl LI and LIII with New England.

#### 2021 (MIAMI):

- Played in all 17 games with 4 starts.
- 72 tackles (44 solo), 4 passes defended and 3 forced fumbles.

**AT NEW ENGLAND (9/12):** 9 tackles (6 solo) and 1 forced fumble.

- Forced a RB Rhamondre Stevenson fumble in the 1st quarter that was recovered by DT Zach Sieler.

**VS. HOUSTON (11/7):** 6 tackles (5 solo) and 1 forced fumble.

- Forced a TE Jordan Akins fumble in the 4th quarter that was recovered by S Brandon Jones.

**VS. BALTIMORE (11/11):** 4 tackles (3 solo), 1 pass defended and 1 forced fumble.

- Forced a WR Marquise Brown fumble on 3rd-and-10 in the 1st quarter.

#### 2020 (MIAMI):

- Played in all 16 games with 14 starts.
- 91 tackles (66 solo), 2 interceptions, 11 passes defended and 1 fumble recovery.

**VS. L.A. RAMS (11/1):** 7 tackles (5 solo), 1 interception and 5 passes defended.

- Intercepted QB Jared Goff in the 2nd quarter and returned it 4 yards.

- His 5 passes defended were the most by a Dolphins player since CB Xavien Howard had 5

on Dec. 3, 2017 vs. Denver.

**AT DENVER (11/22):** 10 tackles (7 solo) and 1 fumble recovery.

- Recovered a RB Melvin Gordon III fumble forced by LB Andrew Van Ginkel in the 4th quarter.

**VS. KANSAS CITY (12/13):** 7 tackles (6 solo), 1 interception and 2 passes defended.

- Intercepted QB Patrick Mahomes in the 1st quarter.

#### 2019 (MIAMI):

- Played in 16 games with 15 starts.
- 81 tackles (54 solo), 1 interception, 8 passes defended and 1 forced fumble; 1 interception return for a TD.

**VS. BALTIMORE (9/8):** 11 tackles (9 solo).

- Made Dolphins debut.

**AT N.Y. JETS (12/8):** 9 tackles (5 solo) and 1 forced fumble.

- It was his 50th career game.

**AT NEW ENGLAND (12/29):** 5 tackles (4 solo), 1 interception and 1 pass defended; 1 interception return for a TD.

- Intercepted QB Tom Brady in the 2nd quarter, returning it 35 yards for a TD. It was his 1st career pick-six. It was the 1st pick-six thrown by Brady since Dec. 24, 2017 vs. Buffalo, the 15th of his career and 5th at Gillette Stadium.

#### 2018 (NEW ENGLAND):

- Played in 4 games with 2 starts.
- Inactive for 4 games.
- Missed the final 8 games after being placed on injured reserve on Oct. 31.
- 10 tackles (9 solo) and 1 pass defended.

**VS. HOUSTON (9/9):** 4 tackles (3 solo) and 1 pass defended.

**AT JACKSONVILLE (9/16):** 3 solo tackles.

#### 2017 (NEW ENGLAND):

- Played in 8 games with 3 starts.
- Inactive for 8 games.
- 14 tackles (13 solo) and 2 passes defended.
- 1 special teams tackle.

**AT NEW ORLEANS (9/17):** 3 solo tackles; 1 special teams tackle.

**AT MIAMI (12/11):** 2 solo tackles.

**AT PITTSBURGH (12/17):** 5 solo tackles and 1 pass defended.

## POSTSEASON:

**AFC DIVISIONAL VS. TENNESSEE (1/13):** 5 tackles (4 solo).

**AFC CHAMPIONSHIP VS. JACKSONVILLE (1/21):** 4 tackles (3 solo) and 1 pass defended.

**SUPER BOWL LII VS. PHILADELPHIA (2/4):** 4 solo tackles and 2 passes defended.

## 2016 (NEW ENGLAND/PHILADELPHIA):

- Played in 9 games with 7 starts with New England.
- 26 tackles (20 solo), 1 interception and 8 passes defended.
- Traded to New England on Sept. 7.
- Spent the offseason and training camp with Philadelphia.

**AT PITTSBURGH (10/23):** 6 tackles (5 solo) and 1 pass defended.

**AT N.Y. JETS (11/27):** 5 tackles (3 solo) and 1 pass defended.

**VS. N.Y. JETS (12/24):** 3 tackles (1 solo), 1 interception and 2 passes defended.

- Picked off QB Ryan Fitzpatrick in the 2nd quarter.

## POSTSEASON:

**AFC DIVISIONAL VS. HOUSTON (1/14):** 3 solo tackles.

**AFC CHAMPIONSHIP VS. PITTSBURGH (1/22):** 4 tackles (3 solo), 1 interception and 2 passes defended.

- Intercepted QB Ben Roethlisberger in the 4th quarter and returned it 37 yards.

**SUPER BOWL LI VS. ATLANTA (1/22):** 4 tackles (3 solo) and 1 pass defended.

- Won his 1st Super Bowl.

## 2015 (PHILADELPHIA):

- Played in all 16 games with 5 starts.
- 30 tackles (24 solo), 1 interception and 5 passes defended.
- 1 assisted special teams tackle.

**AT ATLANTA (9/14):** Played but did not record any stats.

- Made his NFL debut.

**AT N.Y. JETS (9/27):** 1 solo tackle, 1 interception and 2 passes defended; 1 assisted special teams tackle.

- Picked off QB Ryan Fitzpatrick in the 3rd quarter for his 1st career interception.

**AT NEW ENGLAND (12/6):** 3 solo tackles.

- Made his 1st career start.

## BEFORE THE NFL

### COLLEGE (UTAH):

- 4-year starter (2011-14).

**CAREER:** Played in 47 games with 45 starts; 261 tackles (158 solo), 1.5 sacks, 3 interceptions, 36 passes defended, 3 fumble recoveries and 1 blocked kick; 1 interception return for a TD.

**SENIOR (2014):** Played in 12 games with 10 starts – 9 at corner and 1 at safety; 59 tackles (42 solo), 1 interception, 14 passes defended, 1 fumble recovery and 1 blocked kick.

- Honorable mention All-Pac-12.
- Returned 1 interception for a TD.
- His 14 passes defended tied for 2nd in the Pac-12.

**JUNIOR (2013):** Started all 12 games at safety; 69 tackles (42 solo), 0.5 sacks and 7 passes defended.

- His 69 tackles tied for 3rd on the team.

**SOPHOMORE (2012):** Started 10 games at safety; 64 tackles (39 solo), 1 interception, 6 passes defended and 1 fumble recovery.

- Honorable mention All-Pac-12.
- His 64 tackles ranked 2nd on the team.

**TRUE FRESHMAN (2011):** Started all 13 games at safety; 69 tackles (35 solo), 1 sack, 1 interception, 9 passes defended and 1 fumble recovery.

- Freshman All-American.
- His 69 tackles ranked 4th on the team.

## HIGH SCHOOL (KLEIN HS – KLEIN, TEXAS)

- Also competed in basketball and track.

**CAREER:** 207 tackles, 9 interceptions, 4 forced fumbles; 3 blocked punts and 2 kickoff returns for TDs.

### SENIOR (2010):

- All-state honorable mention.
- 1st-team all-district.
- 1st-team all-Texas defense.
- Served as a team captain.

### JUNIOR (2009):

- 3rd-team all-state.
- 1st-team all-area.
- 2nd-team all-district.

## OFF THE FIELD

### COMMUNITY:

#### 2021:

- Volunteered at the Miami Dolphins holiday event to spend time with and provide dinner and children's gifts for South Florida families.

#### 2019:

- Volunteered at the annual Dolphins holiday gift event through Football Unites and spent time with the 200 members of South Florida families.
- Helped distribute 500 Thanksgiving meals purchased through player donations to local South Florida families.
- Spent time with 80 local youth from the His House Children's Home, a Miami Gardens foster care residential facility, and shopped for back-to-school shoes at DSW Designer Shoe Warehouse.

### PERSONAL:

- **MAJOR:** Business.

## ERIC ROWE'S NFL REGULAR SEASON STATS

YEAR	TEAM	GP	GS	TACKLES					INTERCEPTIONS					FUMBLES	
				TOT	SOLO	ASST	SK	YDS	INT	YDS	LG	TD	PD	FF	FR
2015	PHILADELPHIA	16	5	30	24	6	0.0	0.0	1	0	0	0	5	0	0
2016	NEW ENGLAND	9	7	26	20	6	0.0	0.0	1	0	0	0	8	0	0
2017	NEW ENGLAND	8	3	14	13	1	0.0	0.0	0	0	0	0	2	0	0
2018	NEW ENGLAND	4	2	10	9	1	0.0	0.0	0	0	0	0	1	0	0
2019	MIAMI	16	15	81	54	27	0.0	0.0	1	35	35	1	8	1	0
2020	MIAMI	16	14	91	66	25	0.0	0.0	2	26	22	0	11	0	1
2021	MIAMI	17	4	72	44	28	0.0	0.0	0	0	0	0	4	3	0
<b>NFL TOTALS</b>		<b>86</b>	<b>50</b>	<b>324</b>	<b>230</b>	<b>94</b>	<b>0.0</b>	<b>0.0</b>	<b>5</b>	<b>61</b>	<b>35t</b>	<b>1</b>	<b>39</b>	<b>4</b>	<b>1</b>

## ERIC ROWE'S NFL PLAYOFF STATS

YEAR	TEAM	GP	GS	TACKLES					INTERCEPTIONS					FUMBLES	
				TOT	SOLO	ASST	SK	YDS	INT	YDS	LG	TD	PD	FF	FR
2016	NEW ENGLAND	3	0	11	9	2	0.0	0.0	1	37	37	0	3	0	0
2017	NEW ENGLAND	3	2	13	11	2	0.0	0.0	0	0	0	0	3	0	0
<b>NFL TOTALS</b>		<b>6</b>	<b>2</b>	<b>24</b>	<b>20</b>	<b>4</b>	<b>0.0</b>	<b>0.0</b>	<b>1</b>	<b>37</b>	<b>37</b>	<b>0</b>	<b>6</b>	<b>0</b>	<b>0</b>

### ADDITIONAL STATS

**Special Teams Tackles:** (Philadelphia) 1 in 2015, (New England) 1 in 2017 for total of 2.

**Defensive Touchdown:** 35-yard interception return on 12/29/19 at New England.

### SINGLE-GAME CAREER HIGHS

- Tackles:** 11 vs. Baltimore, 9/8/19
- Interceptions:** 1 6 times, last: vs. Kansas City, 12/13/20
- Passes Defended:** 5 vs. L.A. Rams, 11/1/20
- Forced Fumbles:** 1 4 times, last: vs. Baltimore, 11/11/21
- Fumble Recoveries:** 1 at Denver, 11/22/20

\* AFC Championship game

\*\* Super Bowl LII



# JASON SANDERS

KICKER // 5-11 // 197 // NEW MEXICO '18  
 ACQUIRED: D7B, '18  
 HOMETOWN: ORANGE, CALIF. // BORN: 11/16/95  
 NFL: FOURTH SEASON // DOLPHINS: FOURTH SEASON

## NFL CAREER

### TRANSACTIONS:

- 7th-round pick (229th overall) by Miami in the 2018 NFL Draft.

### CAREER HONORS:

- 2020 1st-team All-Pro.
- AFC Special Teams Player of the Week (at Las Vegas, 12/26/20).
- AFC Special Teams Player of the Month (November 2020).
- AFC Special Teams Player of the Month (October 2020).
- AFC Special Teams Player of the Week (at San Francisco, 10/11/20).
- Caught a 1-yard TD pass from P Matt Haack on Dec. 1, 2019, a play dubbed "Mountaineer Shot." The play won the 2019 NFL Bridgestone Clutch Performance of the Year.
- AFC Special Teams Player of the Month (December 2019).
- AFC Special Teams Player of the Week (vs. Philadelphia, 12/1/19).
- AFC Special Teams Player of the Week (at Indianapolis, 11/10/19).
- 2018 PFWA All-Rookie Team.

### CAREER HIGHLIGHTS:

- Played in 65 career games.
- 100-for-120 field goals (83.3 pct.); 134-for-137 extra points (97.8 pct.).
- 1 reception for 1 yard and 1 TD.
- 1 solo special teams tackle.
- Is the franchise's all-time career leader in field goal percentage:

#### DOLPHINS ALL-TIME FG% LEADERS (min. 50 att.)

PLAYER	YRS	FGM	FGA	PCT.
1. <b>JASON SANDERS</b>	2018-21	100	120	83.3
2. Dan Carpenter	2008-12	127	155	81.9
3. Olindo Mare	1997-2006	245	303	80.1
4. Pete Stoyanovich	1989-95	176	222	79.3
5. Caleb Sturgis	2013-14	55	71	77.5

- Had a streak of 69 consecutive made PATs from Dec. 15, 2019 to Nov. 28, 2021 that was the longest active streak in the NFL at that time.

- His 22 consecutive FG streak from 2019-20 is the longest in team history:

#### MOST CONSECUTIVE FIELD GOALS IN DOLPHINS HISTORY

PLAYER	CONS. FGs
1. <b>JASON SANDERS (2019-20)</b>	22
Olindo Mare (1999)	19
3. Dan Carpenter (2009)	17
4. Olindo Mare (2000)	16
Garó Yepremian (1978)	16

- His 36 field goals made in 2020 ranked 2nd in the league:

#### 2020 NFL FIELD GOALS MADE LEADERS

PLAYER	TEAM	FGM	FGA	PCT.
1. Younghoe Koo	Atl.	37	39	94.9
2. <b>JASON SANDERS</b>	<b>MIA.</b>	<b>36</b>	<b>39</b>	<b>92.3</b>
3. Greg Zuerlein	LV	34	41	82.9
4. Daniel Carlson	NYG	33	35	94.3
5. Rodrigo Blankenship	Ind.	32	37	86.5

- His 36 field goals made in 2020 are 2nd-best in Dolphins history:

#### DOLPHINS SINGLE-SEASON FIELD GOALS MADE LEADERS

PLAYER	YEAR	FGM	FGA	PCT.
1. Olindo Mare	1999	39	46	84.8
2. <b>JASON SANDERS</b>	<b>2020</b>	<b>36</b>	<b>39</b>	<b>92.3</b>
3. Pete Stoyanovich	1991	31	37	83.8
4. Dan Carpenter	2010	30	41	73.2
Pete Stoyanovich	1992	30	37	81.1

- His 92.3 field goal percentage in 2020 is the best in Dolphins history:

#### DOLPHINS SINGLE-SEASON FG% LEADERS

PLAYER	YEAR	FGM	FGA	PCT.
1. <b>JASON SANDERS</b>	<b>2020</b>	<b>36</b>	<b>39</b>	<b>92.3</b>
2. Jay Feely	2007	21	23	91.3
Cody Parkey	2017	21	23	91.3
4. Olindo Mare	2001	19	21	90.5
5. Olindo Mare	2000	28	31	90.3
6. <b>JASON SANDERS</b>	<b>2018</b>	<b>18</b>	<b>20</b>	<b>90.0</b>

- Led the NFL with 13 field goals made in December 2019 – the most successful field goals in 1 month by an NFL kicker since December 2018 (Justin Tucker, 14).
- His 90.0 field goal percentage in 2018 was 8th-best in the league and 6th-best in Dolphins history.
- Was 1 of just 4 NFL kickers to appear in all 16 games and miss 2 or fewer field goals in 2018.

## 2021 (MIAMI):

- Played in all 17 games.
- 23-for-31 field goals (74.2 pct.); 34-for-35 extra points (97.1 pct.).

**AT NEW ENGLAND (9/12):** 1-for-1 field goals (100.0 pct.); 2-for-2 extra points (100.0 pct.).

- Made a 48-yard FG in the 2nd quarter to tie the score 10-10.

**VS. BALTIMORE (11/11):** 3-for-3 field goals (100.0 pct.); 1-for-1 extra points (100.0 pct.).

- Made a 31-yard FG in the 2nd quarter to tie the score 3-3.
- Made a 22-yard FG in the 2nd quarter to give Miami a 6-3 lead.
- Made a 29-yard FG in the 4th quarter to extend Miami's lead to 9-3.

**VS. NEW ENGLAND (1/9):** 2-for-2 field goals (100.0 pct.); 3-for-3 extra points (100.0 pct.).

- Made a 30-yard FG in the 2nd quarter to extend Miami's lead to 17-0.
- Made a 49-yard FG in the 4th quarter to extend Miami's lead to 27-10.
- It was his 100th career FG.

## 2020 (MIAMI):

- Played in all 16 games.
- 36-for-39 field goals (92.3 pct.); 36-for-36 extra points (100.0 pct.).
- His 36 field goals made in 2020 ranked 2nd in the NFL.
- His 92.3 field goal percentage in 2020 set a franchise record.

**AT SAN FRANCISCO (10/11):** 5-for-5 field goals (100.0 pct.); 4-for-4 extra points (100.0 pct.).

- Made FGs from 26, 50, 29, 31 and 49 yards.
- Became the 1st kicker in Dolphins history to have 3 games with at least 5 field goals.

**AT ARIZONA (11/8):** 2-for-2 field goals (100.0 pct.); 4-for-4 extra points (100.0 pct.).

- Made FGs from 50 and 56 yards.
- Became 1st player in team history to make 2 50+ yd. FGs in the same game.
- His 56-yard FG was the 5th-longest in team history.
- Kicked a 50-yard FG with 3:30 remaining that proved to be the game winner.
- Broke K Olindo Mare's team record of consecutive made field goals with 20.

**AT LAS VEGAS (12/26):** 4-for-4 field goals (100.0 pct.); 2-for-2 extra points (100.0 pct.).

- Made FGs from 37, 39, 22 and 44 yards.
- Hit a 44-yard FG with 0:01 remaining to give Miami a 26-25 win.

## HONORS:

- AFC Special Teams Player of the Week (at San Francisco, 10/11).
- AFC Special Teams Player of the Month (October).
- AFC Special Teams Player of the Month (November).
- AFC Special Teams Player of the Week (at Las Vegas, 12/26).
- 1st-team All-Pro.

## 2019 (MIAMI):

- Played in all 16 games.
- 23-for-30 field goals (76.7 pct.); 29-for-30 extra points (96.7 pct.).
- Led the NFL with 13 field goals made in the month of December – the most successful field goals in 1 month by an NFL kicker since December 2018 (Justin Tucker, 14).

**AT INDIANAPOLIS (11/10):** 3-for-3 field goals (100.0 pct.); 1-for-1 extra points (100.0 pct.).

- Made the second game-winning kick of his career with a 48-yard FG with 5:45 left in the game to give Miami a 13-12 lead.
- Converted another 48-yard FG with 3:31 remaining to extend Miami's lead to 4 points.
- Also made a 47-yard FG in the 1st quarter.
- Became 1st Dolphins kicker since 1999 (Olindo Mare) to make 3 FGs of 45+ yards in the same game.

**VS. PHILADELPHIA (12/1):** 1-for-1 field goals (100.0 pct.); 2-for-3 extra points (66.7 pct.); 1 reception for 1 yard and 1 TD.

- Made a 51-yard FG to extend Miami's lead 37-28 with 3:37 remaining in the game.

- Caught a 1-yard TD pass from P Matt Haack on fourth-and-goal in the 2nd quarter to give Miami a 14-13 lead.

- It was the first TD reception of his career.

- He became the first kicker to catch a touchdown in the NFL since Denver's Jim Turner on Oct. 16, 1977.

- The last time an NFL kicker scored a touchdown was Arizona's Jay Feely on a 5-yard rush on Dec. 12, 2010 vs. Denver.

**AT N.Y. JETS (12/8):** 7-for-8 field goals (87.5 pct.)

- Made FGs from 22, 25, 28, 31, 53, 48 and 37 yards.
- Broke the single-game franchise record of 6 FGs set by K Olindo Mare on Oct. 17, 1999 at New England.
- Set a franchise record with 8 field goal attempts and is one of just 3 kickers in NFL history to attempt 8 FGs in a game. The last NFL kicker to attempt 8 FGs in a game was Tennessee's Rob Bironas on Oct. 21, 2007 at Houston.
- Became the 8th player in NFL history to kick at least 7 FGs in a game and the 1st since Oct. 14, 2018 when N.Y. Jets K Jason Myers had 7 vs. Indianapolis.

## HONORS:

- Caught a 1-yard TD pass from P Matt Haack in the Dec. 1 win vs. Philadelphia, a play dubbed "Mountaineer Shot." The play won the NFL Bridgestone Clutch Performance of the Year.
- AFC Special Teams Player of the Week (at Indianapolis, 11/10).
- AFC Special Teams Player of the Week (vs. Philadelphia, 12/1).
- Became the 4th player in team history to win AFC Special Teams Player of the Week twice in 1 season, joining Olindo Mare (1999), Matt Turk (2001) and Dan Carpenter (2010).
- AFC Special Teams Player of the Month (December).



## 2018 (MIAMI):

- Played in all 16 games.
- 18-for-20 field goals (90.0 pct.); 35-for-36 extra points (97.2 pct.).
- Was 1 of just 4 NFL kickers to appear in all 16 games and miss 2 or fewer field goals.

**VS. TENNESSEE (9/9):** 2-for-2 field goals (100.0 pct.); 3-for-3 extra points (100.0 pct.)

- Made his NFL debut and 1st NFL field goal.

**VS. CHICAGO (10/14):** 3-for-3 field goals (100.0 pct.); 2-for-2 extra points (100.0 pct.).

- Converted a 25-yard field goal in the 3rd quarter to extend Miami's lead 21-13.
- Hit a 47-yard field goal as overtime expired to give the Dolphins a 31-28 win. It was the second-longest game-winning field goal in overtime by a rookie since 1974. Rams K Greg Zuerlein kicked a game-winning 54-yarder as a rookie on 12/2/12.
- It was the first multi-field goal performance of his career.

**AT GREEN BAY (11/11):** 4-for-4 field goals (100.0 pct.).

- Hit field goals from 37, 25, 47 and 40 yards.

## HONORS:

- PFWA All-Rookie Team.

## BEFORE THE NFL

### COLLEGE (NEW MEXICO):

- 4-year letterman (2014-17).

**CAREER:** Played in 50 games; 25-of-35 field goals (71.4 pct.) and 111-of-112 PATs (99.1 pct.) for 186 points; 9 special teams tackles; 1 special teams forced fumble; 266 kickoffs and 195 touchbacks.

- Set a school record for consecutive extra points made with 81.
- Set a school record for most 50+ yard field goals (4).

**SENIOR (2017):** Played in all 12 games; 10-of-15 field goals (66.7 pct.) and 28-of-28 PATs (100.0 pct.) for 58 points; 1 special teams tackle; 48 kickoffs and 39 touchbacks.

- His 81.3 touchback percentage was 3rd in FBS.

**JUNIOR (2016):** Played in all 13 games; 12-of-13 field goals (92.3 pct.) and 61-of-62 PATs (98.4 pct.) for 97 points; 3 special teams tackles; 84 kickoffs and 69 touchbacks.

- His 83.8 touchback percentage led all of FBS.
- His 59 extra points made set a school record.

**SOPHOMORE (2015):** Played in all 13 games; 3-of-7 field goals (42.9 pct.) and 22-of-22 PATs (100.0 pct.) for 31 points; 72 kickoffs and 50 touchbacks.

**TRUE FRESHMAN (2014):** Played in all 12 games; 5 special teams tackles; 1 special teams forced fumble; 62 kickoffs and 37 touchbacks.

## HIGH SCHOOL (VILLA PARK HS – VILLA PARK, CALIF.)

- Also played soccer.

**SENIOR (2013):** 7-of-12 field goals (58.3 pct.) and 31-of-34 PATs (91.2 pct.); 26 punts for 1,170 yards (45.0 avg.); 57 kickoffs and 38 touchbacks.

- Named his league's Special Teams Player of the Year.

**JUNIOR (2012):** 8-of-15 field goals (53.3 pct.) and 43-of-46 PATs (93.5 pct.); 47 punts for 2,157 yards (45.9 avg.); 81 kickoffs and 54 touchbacks.

- 1st-team all-league.
- 2nd-team all-state.

## OFF THE FIELD

### COMMUNITY:

#### 2021:

- Volunteered at the Miami Dolphins Food Relief Program Thanksgiving meal distribution with Feeding South Florida to provide 1,000 meal boxes to South Florida families.

#### 2019:

- In 2019, helped distribute 500 Thanksgiving meals purchased through player donations to local South Florida families.

### PERSONAL:

- **MAJOR:** Business and political science.

## JASON SANDERS' NFL REGULAR SEASON STATS

YEAR	TEAM	GP	FGM	FGA	PCT	LG	XPM	XPA	PCT	PTS
2018	MIAMI	16	18	20	90.0	50	35	36	97.2	89
2019	MIAMI	16	23	30	76.7	54	29	30	96.7	98
2020	MIAMI	16	36	39	92.3	56	36	36	100.0	144
2021	MIAMI	17	23	31	74.2	51	34	35	97.1	103
<b>NFL TOTALS</b>		<b>65</b>	<b>100</b>	<b>120</b>	<b>83.3</b>	<b>54</b>	<b>134</b>	<b>137</b>	<b>97.8</b>	<b>434</b>

## SANDERS' GAME-TYING OR WINNING 4TH QUARTER/OVERTIME KICKS (6)

DATE	OPP	SITUATION	DIST.	W/L	FINAL SCORE
1. 10/14/18	vs. Chi.	Tied 28-28 on the final play of overtime	47 yards	W	31-28*
2. 11/10/19	at Ind.	Trailing 12-10 with 5:45 remaining	48 yards	W	16-12
3. 12/22/19	vs. Cin.	Tied 35-35 on the final play of overtime	37 yards	W	38-35*
4. 11/8/20	at Ari.	Tied 31-31 with 3:30 remaining	50 yards	W	34-31
5. 12/26/20	at LV	Trailing 23-25 with 0:06 remaining	44 yards	W	26-25
6. 9/26/21	at LV	Trailing 25-28 with 2:49 remaining in overtime	50 yards	L	28-31*

\* Overtime game

### ADDITIONAL STATS

**Special Teams Tackles:** 1 in 2019.

**Successful Onside Kicks:** 1 in 2019.

**Onside Kick Recoveries:** 1 in 2019.

**Receiving:** 1 reception for 1 yard and 1 TD in 2019.



# 57

## BRENNAN SCARLETT

LINEBACKER // 6-4 // 263 // STANFORD '16  
ACQUIRED: UFA, '21 (HOU.)  
HOMETOWN: PORTLAND, ORE. // BORN: 7/31/93  
NFL: SIXTH SEASON // DOLPHINS: FIRST SEASON

### NFL CAREER

#### TRANSACTIONS:

- Signed by Miami as an unrestricted free agent from Houston on March 22, 2021.
- Signed by Houston as an undrafted college free agent on May 6, 2016.

#### CAREER HIGHLIGHTS:

- Played in 69 career games with 26 starts.
- 136 tackles (81 solo), 5.5 sacks, 1 interception, 6 passes defended, 3 forced fumbles and 1 fumble recovery.
- 22 special teams tackles (13 solo).
- Appeared in 4 postseason games with 2 starts with Houston.

#### 2021 (MIAMI):

- Played in 13 games with 4 starts.
- 16 tackles (6 solo) and 1 pass defended.
- 3 assisted special teams tackles.
- Activated off injured reserve on Jan. 1.
- Missed 4 games on injured reserve.
- Placed on injured reserve on Nov. 23.

**AT NEW ENGLAND (9/12):** 3 tackles (2 solo) and 1 pass defended.

**AT BUFFALO (10/31):** 3 tackles (2 solo).

**VS. NEW ENGLAND (1/9):** 1 solo tackle; 1 assisted special teams tackle.

#### 2020 (HOUSTON):

- Played in 11 games with 4 starts.
- Activated off injured reserve Dec. 19.
- Missed 5 games after being placed on injured reserve on Nov. 9.
- 24 tackles (15 solo).
- 4 special teams tackles (3 solo).

**VS. MINNESOTA (10/4):** 4 solo tackles; 1 solo special teams tackle.

**VS. JACKSONVILLE (10/11):** 3 tackles (1 solo).

**AT TENNESSEE (10/18):** 5 tackles (3 solo); 1 solo special teams tackle.

#### 2019 (HOUSTON):

- Played in 15 games with 10 starts.
- Inactive for 1 game.
- 48 tackles (30 solo), 3.5 sacks, 1 pass defended and 2 forced fumbles.

- 3 special tackles (1 solo).

**VS. CAROLINA (9/29):** 2 tackles (1 solo), 1 sack and 1 forced fumble.

- Strip-sacked QB Kyle Allen on 1st-and-10 in the 1st quarter and the fumble was recovered by LB Benardrick McKinney.

**AT INDIANAPOLIS (10/20):** 4 tackles (3 solo) and 0.5 sacks.

- Split a sack with LB Whitney Mercilus of QB Jacoby Brissett for a loss of 5 yards on 1st-and-10 in the 1st quarter.

**AT JACKSONVILLE (11/3):** 2 solo tackles, 2 sacks and 1 forced fumble.

- Sacked QB Gardner Minshew II for a loss of 5 yards in the 4th quarter.

- Strip-sacked QB Gardner Minshew II on 1st-and-10 in the 4th quarter and the fumble was recovered by LB Dylan Cole.

#### POSTSEASON:

**AFC WILD CARD VS. BUFFALO (1/4):** 2 tackles (1 solo).

**AFC DIVISIONAL AT KANSAS CITY (1/12):** 1 solo tackle; 1 solo special teams tackle.

#### 2018 (HOUSTON):

- Played in 12 games with 3 starts.
- Missed the rest of the season after being placed on injured reserve on Dec. 8.
- 12 tackles (8 solo), 1 interception, 3 passes defended, 1 forced fumble and 1 fumble recovery.
- 6 special teams tackles (4 solo).

**VS. BUFFALO (10/14):** 1 fumble recovery; 1 solo special teams tackle.

- Recovered a punt return muffed by WR Ray-Ray McCloud in the 1st quarter.

**AT WASHINGTON (11/18):** 3 tackles (2 solo), 1 interception and 2 passes defended.

- Intercepted QB Alex Smith on 3rd-and-4 in the 2nd quarter.

**VS. TENNESSEE (11/26):** 3 tackles (2 solo) and 1 forced fumble; 1 assisted special teams tackle.

- Forced a fumble by RB Derrick Henry on 1st-and-10 in the 4th quarter that was recovered by CB Aaron Colvin.

#### 2017 (HOUSTON):

- Played in 11 games with 5 starts.
- Inactive for 1 game.
- Missed the rest of the season after being placed

on injured reserve on Dec. 4.

- 26 tackles (19 solo), 2 sacks and 1 pass defended.
- 3 special teams tackles (2 solo).

**VS. KANSAS CITY (10/8):** 4 tackles (3 solo); 2 special teams tackles (1 solo).

**VS. CLEVELAND (10/15):** 4 tackles (1 solo).

**AT L.A. RAMS (11/12):** 4 solo tackles and 2 sacks.

- Sacked QB Jared Goff for a loss of 6 yards on 1st-and-10 in the 3rd quarter.
- Sacked QB Jared Goff for a loss of 5 yards on 3rd-and-6 in the 3rd quarter.

## 2016 (HOUSTON):

- Played in 7 games.
- Missed 7 games after being placed on injured reserve on Oct. 19.
- Inactive for 1 game.
- 10 tackles (3 solo).
- 3 solo special teams tackles.

**VS. KANSAS CITY (9/18):** 1 solo special teams tackle.

- Made his NFL debut.

**VS. JACKSONVILLE (12/18):** 4 tackles (1 solo).

**AT TENNESSEE (1/1):** 4 tackles (1 solo).

## POSTSEASON:

**AFC WILD CARD VS. OAKLAND (1/7):** Played but did not record any stats.

**AFC DIVISIONAL AT NEW ENGLAND (1/14):** 1 solo special teams tackle.

## BEFORE THE NFL

### COLLEGE (STANFORD):

- 1-year starter (2015).
- Transferred from California following his junior season.

**CAREER (AT STANFORD):** Played in all 14 games with 13 starts; 37 tackles (14 solo), 5.5 sacks, 2 passes defended, 2 forced fumbles and 1 fumble recovery in 2014.

**SENIOR (2015 AT STANFORD):** Played in all 14 games with 13 starts; 37 tackles (14 solo), 5.5 sacks, 2 passes defended, 2 forced fumbles and 1 fumble recovery.

- Honorable mention All-Pac 12.

### REDSHIRT JUNIOR (2014 AT CALIFORNIA):

Started 5 games; 10 tackles (7 solo), 2 sacks, 1 pass defended and 1 forced fumble.

- Redshirted in 2013 due to injury.

**SOPHOMORE (2012 AT CALIFORNIA):** Started 9 games; 40 tackles (20 solo), 2.5 sacks, 1 pass defended and 2 forced fumbles.

**TRUE FRESHMAN (2011 AT CALIFORNIA):** Played in 3 games; 4 tackles (2 solo).

## HIGH SCHOOL (CENTRAL CATHOLIC HS – PORTLAND, ORE.)

- Also lettered in basketball, swimming and track and field.

**SENIOR (2010):** 31 tackles.

- All-American.
- 1st-team all-state in basketball.

**JUNIOR (2009):** 59 tackles, 6 sacks, 1 interception, 3 forced fumbles and 2 fumble recoveries; 17 receptions for 343 yards (20.2 avg.) and 7 TDs.

**SOPHOMORE (2008):** 43 tackles, 4 sacks, 4 passes defended and 3 forced fumbles.

## OFF THE FIELD

### COMMUNITY:

**2021:**

- Donated 100 scholarships through his Big Yard Foundation to improve literacy in children from kindergarten through the fourth grade in his hometown Portland, Oregon.

**2020:**

- Donated more than 1,500 books to schools in his hometown, Portland, Oregon, through his Big Yard Foundation.

**2018:**

- Founded the Big Yard Foundation to support community empowerment and development through education, creativity and wellness initiatives.

### PERSONAL:

- **GRADUATE DEGREE:** Management science and engineering.
- **MAJOR:** Business administration.

### BRENNAN SCARLETT'S NFL REGULAR SEASON STATS

YEAR	TEAM	GP	GS	TACKLES					INTERCEPTIONS					FUMBLES		
				TOT	SOLO	ASST	SK	YDS	INT	YDS	LG	TD	PD	FF	FR	
2016	HOUSTON	7	0	10	3	7	0.0	0.0	0	0	0	0	0	0	0	0
2017	HOUSTON	11	5	26	19	7	2.0	11.0	0	0	0	0	1	0	0	
2018	HOUSTON	12	3	12	8	4	0.0	0.0	1	8	8	0	3	1	1	
2019	HOUSTON	15	10	48	30	18	3.5	7.5	0	0	0	0	1	2	0	
2020	HOUSTON	11	4	24	15	9	0.0	0.0	0	0	0	0	0	0	0	
2021	MIAMI	13	4	16	6	10	0.0	0.0	0	0	0	0	1	0	0	
<b>NFL TOTALS</b>		<b>69</b>	<b>26</b>	<b>136</b>	<b>81</b>	<b>55</b>	<b>5.5</b>	<b>18.5</b>	<b>1</b>	<b>8</b>	<b>8</b>	<b>0</b>	<b>6</b>	<b>3</b>	<b>1</b>	

### BRENNAN SCARLETT'S NFL PLAYOFF STATS

YEAR	TEAM	GP	GS	TACKLES					INTERCEPTIONS					FUMBLES	
				TOT	SOLO	ASST	SK	YDS	INT	YDS	LG	TD	PD	FF	FR
2016	HOUSTON	2	0	0	0	0	0.0	0.0	0	0	0	0	0	0	0
2019	HOUSTON	2	2	3	2	1	0.0	0.0	0	0	0	0	0	0	0
<b>NFL TOTALS</b>		<b>4</b>	<b>2</b>	<b>3</b>	<b>2</b>	<b>1</b>	<b>0.0</b>	<b>0.0</b>	<b>0</b>	<b>0</b>	<b>0</b>	<b>0</b>	<b>0</b>	<b>0</b>	<b>0</b>

#### ADDITIONAL STATS

**Special Teams Tackles:** (Houston) 3 in 2016 (P-1), 3 in 2017, 6 in 2018, 3 in 2019 (P-1), 4 in 2020, 3 in 2021 for total of 22 (P-2).

#### SINGLE-GAME CAREER HIGHS

**Tackles:** 7 Twice, last: at Baltimore, 11/17/19

**Sacks:** 2 Twice, last: at Jacksonville, 11/3/19

**Interceptions:** 1 at Washington, 11/18/18

**Passes Defensed:** 2 at Washington, 11/18/18

**Forced Fumbles:** 1 3 times, last: at Jacksonville, 11/3/19

**Fumble Recovery:** 1 vs. Buffalo, 10/14/18



# 80

## ADAM SHAHEEN

TIGHT END // 6-7 // 257 // ASHLAND '17  
ACQUIRED: T, '20 (CHI.)  
HOMETOWN: SUNBURY, OHIO // BORN: 10/24/94  
NFL: FIFTH SEASON // DOLPHINS: SECOND SEASON

### NFL CAREER

#### TRANSACTIONS:

- Traded from Chicago to Miami on July 26, 2020.
- 2nd-round pick (45th overall) by Chicago in the 2017 NFL Draft.

#### CAREER HIGHLIGHTS:

- Played in 55 games with 25 starts.
- 50 receptions for 509 yards (10.2 avg.) and 7 TDs.
- 1 solo special teams tackle.

#### 2021 (MIAMI):

- Played in 12 games with 7 starts.
- Inactive for 4 games.
- Missed 1 game on the Reserve/COVID-19 List.
- 12 receptions for 110 yards (9.2 avg.).

**AT JACKSONVILLE IN LONDON (10/17):** 2 receptions for 15 yards (7.5 avg.).

**VS. ATLANTA (10/24):** 4 receptions for 23 yards (5.8 avg.).

**VS. BALTIMORE (11/11):** 3 receptions for 34 yards (11.3 avg.).

#### 2020 (CHICAGO/MIAMI):

- Played in all 16 games with 5 starts for Miami.
- 12 receptions for 150 yards (12.5 avg.) and 3 TDs for Miami.

• Traded to Miami on July 26.

**AT SAN FRANCISCO (10/11):** 1 reception for 3 yards and 1 TD.

- Caught a 3-yard TD pass from QB Ryan Fitzpatrick in the 1st quarter to give Miami a 7-0 lead.

**VS. N.Y. JETS (10/18):** 3 receptions for 51 yards and 1 TD.

- Caught a 4-yard TD pass from QB Ryan Fitzpatrick in the 1st quarter to give Miami a 7-0 lead.

**AT N.Y. JETS (11/29):** 1 reception for 7 yards and 1 TD.

- Caught a 7-yard TD pass from QB Ryan Fitzpatrick in the 4th quarter to extend Miami's lead to 20-3.

#### 2019 (CHICAGO):

- Played in 8 games with 2 starts.
- Inactive for 4 games.
- Missed the rest of the season after being placed on injured reserve on Nov. 30.
- 9 receptions for 74 yards (8.2 avg.).

- 1 special teams tackle.

**AT DENVER (9/15):** 3 receptions for 24 yards (8.0 avg.).

**VS. MINNESOTA (9/29):** 2 receptions for 13 yards (6.5 avg.).

**VS. NEW ORLEANS (10/20):** 2 receptions for 24 yards (12.0 avg.).

#### 2018 (CHICAGO):

- Played in 6 games with 4 starts.
- Activated from injured reserve on Nov. 17.
- Inactive for 1 game.
- 5 receptions for 48 yards (9.6 avg.) and 1 TD.

**AT N.Y. GIANTS (12/2):** 2 receptions for 5 yards (2.5 avg.) and 1 TD.

- Caught a 2-yard TD pass from QB Chase Daniel in the 1st quarter.

**VS. GREEN BAY (12/16):** 2 receptions for 39 yards (19.5 avg.).

**AT SAN FRANCISCO (12/23):** 1 reception for 4 yards.

#### 2017 (CHICAGO):

- Played in 13 games with 7 starts.
- Inactive for 3 games.
- 12 receptions for 127 yards (10.6 avg.) and 3 TDs.
- 1 miscellaneous tackle.

**VS. ATLANTA (9/10):** Played but did not record any stats.

- Made his NFL debut.

**VS. PITTSBURGH (9/24):** 1 reception for 2 yards and 1 TD.

- Caught a 2-yard TD pass from QB Matt Glennon in the 2nd quarter for his 1st career TD.

- Made his 1st NFL start.

**AT CINCINNATI (12/10):** 4 receptions for 44 yards (11.0 avg.) and 1 TD.

- Caught a 1-yard TD pass from QB Mitch Trubisky in the 4th quarter.

### BEFORE THE NFL

#### COLLEGE (ASHLAND):

- Transferred from Pitt-Johnstown following his freshman season where he played basketball.

**CAREER:** Played in 31 games; 129 receptions for 1,755 yards (13.6 avg.) and 26 TDs.

- His 129 career receptions were 6th in school history.

- His 1,755 receiving yards were 10th in school history.
  - Was named to the Division II All-Decade Team.
- JUNIOR (2016 AT ASHLAND):** Played in all 11 games; 57 receptions for 867 yards (15.2 avg.) and 16 TDs.
- His 57 receptions and 867 yards led all D2 tight ends.
  - His 16 receiving TDs set a single-season school record.
  - 1st-team Division II All-American.
  - GLIAC Male Student Athlete of the Year.
  - 1st-team All-GLIAC.

- SOPHOMORE (2015 AT ASHLAND):** Played in all 11 games; 70 receptions for 803 yards (11.5 avg.) and 10 TDs.
- His 70 receptions led all NCAA tight ends and ranked 3rd in school history.
  - 1st-team All-GLIAC.
  - 1st-team Division II All-American.

**REDSHIRT FRESHMAN (2014 AT ASHLAND):** Played in 9 games; 2 receptions for 85 yards (42.5 avg.).

- TRUE FRESHMAN (2013 AT PITT-JOHNSTOWN):** Played basketball; played in 26 games.
- Redshirted in football.

**HIGH SCHOOL (BIG WALNUT HS – SUNBURY, OHIO)**

- Also played basketball.
- SENIOR (2012):**
- All-conference.
  - 2nd-team all-district.

**OFF THE FIELD**

**PERSONAL:**

- **PRONUNCIATION:** Last name is pronounced Shuh-HEEN.
- **MAJOR:** Finance.

**ADAM SHAHEEN'S NFL REGULAR SEASON STATS**

YEAR	TEAM	GP	GS	RECEIVING					RUSHING				
				REC	YDS	AVG	LG	TD	ATT	YDS	AVG	LG	TD
2017	CHICAGO	13	7	12	127	10.6	31	3	0	0	0.0	-	0
2018	CHICAGO	6	4	5	48	9.6	23	1	0	0	0.0	-	0
2019	CHICAGO	8	2	9	74	8.2	18	0	0	0	0.0	-	0
2020	MIAMI	16	5	12	150	12.5	43	3	0	0	0.0	-	0
2021	MIAMI	12	7	12	110	9.2	21	0	0	0	0.0	0	0
<b>NFL TOTALS</b>		<b>55</b>	<b>25</b>	<b>50</b>	<b>509</b>	<b>10.2</b>	<b>43</b>	<b>7</b>	<b>0</b>	<b>0</b>	<b>0.0</b>	<b>0</b>	<b>0</b>

**ADDITIONAL STATS**

- Special Teams Tackles:** 1 in 2019.  
**Miscellaneous Tackles:** 1 in 2017.

**SINGLE-GAME CAREER HIGHS**

- Receptions:** 4 3 times, last: vs. Atlanta, 10/24/21
- Receiving Yards:** 51 vs. N.Y. Jets, 10/18/20
- Longest Reception:** 43 vs. N.Y. Jets, 10/18/20
- Receiving TDs:** 1 7 times, last: at N.Y. Jets, 11/29/20

**2017 GAME-BY-GAME STATS (CHICAGO)**

DATE	OPPONENT	P/S	REC	YDS	AVG	LG	TD
9/10	ATLANTA		0	0	0.0	-	0
9/17	at Tampa Bay		0	0	0.0	-	0
9/24	PITTSBURGH		1	2	2.0	2t	1
9/28	at Green Bay		0	0	0.0	-	0
10/9	MINNESOTA		0	0	0.0	-	0
10/15	at Baltimore		0	0	0.0	-	0
10/22	CAROLINA		0	0	0.0	-	0
10/29	at New Orleans		0	0	0.0	-	0
11/12	GREEN BAY		2	39	19.5	31	0
11/19	DETROIT		4	41	10.3	22	1
11/26	at Philadelphia		1	1	1.0	1	0
12/3	SAN FRANCISCO		0	0	0.0	-	0
12/10	at Cincinnati		4	44	11.0	18	1
12/16	at Detroit						INACTIVE
12/24	CLEVELAND						INACTIVE
12/31	at Minnesota						INACTIVE
<b>2017 TOTALS</b>		<b>13/7</b>	<b>12</b>	<b>127</b>	<b>10.6</b>	<b>31</b>	<b>3</b>

**2018 GAME-BY-GAME STATS (CHICAGO)**

DATE	OPPONENT	P/S	REC	YDS	AVG	LG	TD
9/9	at Green Bay						INJURED RESERVE
9/17	SEATTLE						INJURED RESERVE
9/23	at Arizona						INJURED RESERVE
9/30	TAMPA BAY						INJURED RESERVE
10/14	at Miami						INJURED RESERVE
10/21	NEW ENGLAND						INJURED RESERVE
10/28	N.Y. JETS						INJURED RESERVE
11/4	at Buffalo						INJURED RESERVE
11/11	DETROIT						INJURED RESERVE
11/18	MINNESOTA	1/1	0	0	0.0	-	0
11/22	at Detroit						INACTIVE
12/2	at N.Y. Giants	1/0	2	5	2.5	3	1
12/9	L.A. RAMS	1/1	0	0	0.0	-	0
12/16	GREEN BAY	1/0	2	39	19.5	23	0
12/23	at San Francisco	1/1	1	4	4.0	4	0
12/30	at Minnesota	1/1	0	0	0.0	-	0
<b>2018 TOTALS</b>		<b>6/4</b>	<b>5</b>	<b>48</b>	<b>9.6</b>	<b>23</b>	<b>1</b>

DATE	OPPONENT	P/S	REC	YDS	AVG	LG	TD
01/06	PHILADELPHIA*	1/1	3	13	4.3	7	0

\* NFC Wild Card game

## 2019 GAME-BY-GAME STATS (CHICAGO)

DATE	OPPONENT	P/S	REC	YDS	AVG	LG	TD
9/5	GREEN BAY	1/1	1	6	6.0	6	0
9/15	at Denver	1/0	3	24	8.0	9	0
9/23	at Washington	1/0	1	7	7.0	7	0
9/29	MINNESOTA	1/0	2	13	6.5	8	0
10/6	at Oakland	1/0	0	0	0.0	-	0
10/20	NEW ORLEANS	1/0	2	24	12.0	18	0
10/27	L.A. CHARGERS	1/0	0	0	0.0	-	0
11/3	at Philadelphia	1/1	0	0	0.0	-	0
11/10	DETROIT						INACTIVE
11/17	at L.A. Rams						INACTIVE
11/24	N.Y. GIANTS						INACTIVE
11/28	at Detroit						INACTIVE
12/5	DALLAS						INJURED RESERVE
12/15	at Green Bay						INJURED RESERVE
12/22	KANSAS CITY						INJURED RESERVE
12/29	at Minnesota						INJURED RESERVE
<b>2019 TOTALS</b>		<b>8/2</b>	<b>9</b>	<b>74</b>	<b>8.2</b>	<b>18</b>	<b>0</b>


## 2020 GAME-BY-GAME STATS (MIAMI)

DATE	OPPONENT	P/S	REC	YDS	AVG	LG	TD
09/13	at New England	1/0	0	0	0.0	0	0
09/20	BUFFALO	1/0	1	4	4.0	4	0
09/24	at Jacksonville	1/0	0	0	0.0	0	0
10/04	SEATTLE	1/1	0	0	0.0	0	0
10/11	at San Francisco	1/0	1	3	3.0	3t	1
10/18	N.Y. JETS	1/1	3	51	17.0	43	1
11/01	L.A. RAMS	1/0	0	0	0.0	0	0
11/08	at Arizona	1/0	0	0	0.0	0	0
11/15	N.Y. JETS	1/1	1	19	19.0	19	0
11/22	at Denver	1/0	0	0	0.0	0	0
11/29	at N.Y. Jets	1/0	1	7	7.0	7t	1
12/06	CINCINNATI	1/0	0	0	0.0	0	0
12/13	KANSAS CITY	1/1	2	26	13.0	16	0
12/20	NEW ENGLAND	1/1	1	15	15.0	15	0
12/26	at Las Vegas	1/0	1	3	3.0	3	0
01/03	at Buffalo	1/0	1	22	22.0	22	0
<b>2020 TOTALS</b>		<b>16/5</b>	<b>12</b>	<b>150</b>	<b>12.5</b>	<b>43</b>	<b>3</b>

## 2021 GAME-BY-GAME STATS (MIAMI)

DATE	OPPONENT	P/S	REC	YDS	AVG	LG	TD
09/12	at New England						RESERVE/COVID-19
09/19	BUFFALO	1/0	0	0	0.0	0	0
09/26	at Las Vegas	1/1	0	0	0.0	-	0
10/03	INDIANAPOLIS	1/1	0	0	0.0	-	0
10/10	at Tampa Bay	1/1	2	15	7.5	10	0
10/17	at Jacksonville						INACTIVE
10/24	ATLANTA	1/1	4	23	5.8	7	0
10/31	at Buffalo	1/1	1	8	8.0	8	0
11/07	HOUSTON	1/1	1	11	11.0	11	0
11/11	BALTIMORE	1/0	3	34	11.3	21	0
11/21	at N.Y. Jets	1/1	1	19	19.0	19	0
11/28	CAROLINA						INACTIVE
12/05	N.Y. GIANTS						INACTIVE
12/19	N.Y. JETS						INACTIVE
12/27	at New Orleans	1/0	0	0	0.0	0	0
01/02	at Tennessee	1/0	0	0	0.0	-	0
01/09	NEW ENGLAND	1/0	0	0	0.0	-	0
<b>2021 TOTALS</b>		<b>12/7</b>	<b>12</b>	<b>110</b>	<b>9.2</b>	<b>21</b>	<b>0</b>





# 92

## ZACH SIELER

DEFENSIVE TACKLE // 6-6 // 297 // FERRIS STATE '18

ACQUIRED: WAL., '19 (BAL.)

HOMETOWN: PINCKNEY, MICH. // BORN: 9/7/95

NFL: FOURTH SEASON // DOLPHINS: SECOND SEASON

### NFL CAREER

#### TRANSACTIONS:

- Awarded off waivers to Miami on Dec. 5, 2019.
- Waived by Baltimore on Dec. 4, 2019.
- Promoted from Baltimore's practice squad on Oct. 5, 2019.
- Signed to Baltimore's practice squad on Sept. 1, 2019.
- Waived by Baltimore on Aug. 31, 2019.
- 7th-round pick (238th overall) by Baltimore in the 2018 NFL Draft.

#### CAREER HIGHLIGHTS:

- Played in 42 career games with 18 starts.
- 122 tackles (68 solo), 6.5 sacks, 5 passes defended, 1 forced fumble and 2 fumble recoveries.

#### 2021 (MIAMI):

- Played in all 17 games with 9 starts.
- 62 tackles (32 solo), 2 sacks, 3 passes defended, 1 forced fumble and 2 fumble recoveries.

**AT NEW ENGLAND (9/12):** 3 tackles (2 solo) and 1 fumble recovery.

- Recovered a RB Rhamondre Stevenson forced by S Eric Rowe in the 1st quarter.

**AT LAS VEGAS (9/26):** 9 tackles (4 solo) and 1 pass defended.

**VS. N.Y. JETS (12/19):** 3 tackles (2 solo), 1 sack, 1 pass defended and 1 forced fumble.

- Strip-sacked QB Zach Wilson in the 4th quarter and the fumble was recovered by DE Emmanuel Ogbah.

**AT NEW ORLEANS (12/27):** 6 tackles (3 solo) and 1 sack.

- Sacked QB Ian Book for a loss of 11 yards in the 4th quarter.

#### 2020 (MIAMI):

- Played in all 16 games with 8 starts.
- 48 tackles (30 solo) and 3.5 sacks.

**AT ARIZONA (11/8):** 4 tackles (3 solo).

- Teamed up with LB Elandon Roberts to stop RB Chase Edmonds for no gain on a critical 4th-and-1 in the 4th quarter.

**VS. CINCINNATI (12/6):** 3 solo tackles and 1 sack.

- Sacked QB Brandon Allen for a loss of 5 yards in the 4th quarter.

**VS. NEW ENGLAND (12/20):** 5 tackles (3 solo) and 1 sack.

- Sacked QB Cam Newton for a loss of 7 yards in the 2nd quarter.

#### 2019 (BALTIMORE/MIAMI):

- Played in 3 games with 1 start with Miami.
- 8 tackles (3 solo), 1 sack and 2 passes defended with Miami.
- Inactive for 1 game with Miami.
- Awarded off waivers to Miami on Dec. 5.
- Played in 4 games with Baltimore.
- Inactive for 4 games with Baltimore.
- 3 tackles (2 solo) with Baltimore.

**AT CINCINNATI (11/10):** 1 solo tackle.

**AT N.Y. GIANTS (12/15):** 1 assisted tackle.

- Made his Dolphins debut.

**VS. CINCINNATI (12/22):** 7 tackles (3 solo), 1 sack and 2 passes defended.

- Sacked QB Andy Dalton in the 1st quarter. It was his 1st career sack.

#### 2018 (BALTIMORE):

- Played in 2 games.
- Inactive for 14 games.
- 1 solo tackle.

**VS. DENVER (9/23):** Played but did not record any stats.

- Made his NFL debut.

**VS. PITTSBURGH (11/4):** 1 solo tackle.

- Made his 1st NFL tackle.

### BEFORE THE NFL

#### COLLEGE (FERRIS STATE):

- 3-year starter (2014-17).
- Became the first player from his school to ever be selected in the NFL Draft.

**CAREER:** Played in 39 games with 28 starts; 176 tackles (77 solo), 33 sacks 7 forced fumbles, 4 fumble recoveries and 3 passes defended; 2 blocked kicks.

**SENIOR (2017):** Played in all 13 games; 79 tackles (32 solo), 7 sacks, 2 forced fumbles, 2 fumble recoveries and 2 passes defended; 1 blocked kick.

- 1st-team D2 All-American.
- Great Lakes Intercollegiate Conference (GLIAC) Defensive Lineman of the Year.

## OFF THE FIELD

### COMMUNITY:

#### 2021:

- Participated in a class visit for Day of Persons with Disabilities with South Florida Special Olympics athletes.
- Volunteered at the Miami Dolphins Food Relief Program Thanksgiving meal distribution with Feeding South Florida to provide 1,000 meal boxes to South Florida families.

### PERSONAL:

- **PRONUNCIATION:** Last name is pronounced SEE-ler.
- **MAJOR:** Mechanical engineering technology.

- 1st-team All-GLIAC.

**JUNIOR (2016):** Played in all 15 games; 80 tackles (37 solo), 19.5 sacks, 5 forced fumbles, 2 fumble recoveries and 1 pass defended; 1 blocked kick.

- 1st-team All-GLIAC.

- His 19.5 sacks were a school record and led all of NCAA Division II.

**SOPHOMORE (2015):** Played in 11 games; 17 tackles (8 solo) and 6.5 sacks.

**REDSHIRT FRESHMAN (2014):** Did not record any stats.

- Redshirted in 2013.

### HIGH SCHOOL (PINCKNEY HS – PINCKNEY, MICH.)

- Also competed in wrestling and track and field.

#### SENIOR (2012):

- All-conference.

### ZACH SIELER'S NFL REGULAR SEASON STATS

YEAR	TEAM	GP	GS	TACKLES					INTERCEPTIONS					FUMBLES		
				TOT	SOLO	ASST	SK	YDS	INT	YDS	LG	TD	PD	FF	FR	
2018	BALTIMORE	2	0	1	1	0	0.0	0.0	0	0	0	0	0	0	0	0
2019	BALTIMORE	4	0	3	2	1	0.0	0.0	0	0	0	0	0	0	0	0
	MIAMI	3	1	8	3	5	1.0	8.0	0	0	0	0	2	0	0	0
2020	MIAMI	16	8	48	30	18	3.5	23.5	0	0	0	0	0	0	0	0
2021	MIAMI	17	9	62	32	30	2.0	18.0	0	0	0	0	3	1	2	2
<b>NFL TOTALS</b>		<b>42</b>	<b>18</b>	<b>122</b>	<b>68</b>	<b>54</b>	<b>6.5</b>	<b>49.5</b>	<b>0</b>	<b>0</b>	<b>0</b>	<b>0</b>	<b>5</b>	<b>1</b>	<b>2</b>	<b>2</b>

### SINGLE-GAME CAREER HIGHS

- Tackles:** 9 at Las Vegas, 9/26/21
- Sacks:** 1 6 times, last: at New Orleans, 12/27/21
- Passes Defensed:** 2 vs. Cincinnati, 12/22/19
- Forced Fumbles:** 1 vs. N.Y. Jets, 12/19/21
- Fumble Recoveries:** 1 Twice, last: at Jacksonville in London, 10/17/21



# 81

## DURHAM SMYTHE

**TIGHT END // 6-6 // 246 // NOTRE DAME '18**  
**ACQUIRED: D4A, '18**  
**HOMETOWN: BELTON, TEXAS // BORN: 8/9/95**  
**NFL: FOURTH SEASON // DOLPHINS: FOURTH SEASON**

### NFL CAREER

#### TRANSACTIONS:

- 4th-round pick (123rd overall) by Miami in the 2018 NFL Draft.

#### CAREER HIGHLIGHTS:

- Played in 63 career games with 41 starts.
- 73 receptions for 680 yards (9.3 avg.) and 2 TDs.
- 2 carries for 3 yards (1.5 avg.).
- 6 kickoff returns for 50 yards (8.3 avg.).
- 8 special teams tackles (6 solo).

#### 2021 (MIAMI):

- Played in all 17 games with 12 starts.
- 34 receptions for 357 yards (10.5 avg.).
- 2 carries for 3 yards (1.5 avg.).
- 2 special teams tackles (1 solo).

**AT JACKSONVILLE IN LONDON (10/17):** 5 receptions for 59 yards (11.8 avg.).

**VS. ATLANTA (10/24):** 3 receptions for 37 yards (12.3 avg.).

**AT N.Y. JETS (11/21):** 4 receptions for 37 yards (9.3 avg.).

#### 2020 (MIAMI):

- Played in 15 games with 13 starts.
- Inactive for 1 game.
- 26 receptions for 208 yards (8.0 avg.) and 2 TDs.

**VS. N.Y. JETS (10/18):** 1 reception for 4 yards and 1 TD.

- Caught a 4-yard TD pass from QB Ryan Fitzpatrick in the 2nd quarter to extend Miami's lead to 21-0.
- It was his 1st career TD.

**VS. L.A. CHARGERS (11/15):** 2 receptions for 9 yards (4.5 avg.) and 1 TD.

- Caught a 2-yard TD pass from QB Tua Tagovailoa in the 4th quarter to extend Miami's lead to 26-14.

**VS. NEW ENGLAND (12/20):** 5 receptions for 40 yards (8.0 avg.).

#### 2019 (MIAMI):

- Played in all 16 games with 14 starts.
- 7 receptions for 65 yards (9.3 avg.).
- 4 kickoff returns for 45 yards (11.3 avg.).
- 6 special teams tackles (5 solo).

**VS. NEW ENGLAND (9/15):** 1 reception for 24 yards.

**VS. PHILADELPHIA (12/1):** 2 receptions for 13 yards (6.5 avg.); 1 kickoff return for 6 yards.

**VS. CINCINNATI (12/22):** 2 receptions for 18 yards (9.0 avg.); 1 solo special teams tackle.

#### 2018 (MIAMI):

- Played in 15 games with 2 starts.
- Inactive for 1 game.
- 6 receptions for 50 yards (8.3 avg.).
- 1 kickoff return for 0 yards (0.0 avg.).

**AT INDIANAPOLIS (11/25):** 2 receptions for 27 yards (13.5 avg.).

- Made 1st career start.
- Made 1st career reception on a 21-yard pass from QB Ryan Tannehill.

**VS. JACKSONVILLE (12/23):** 1 reception for 9 yards (9.0 avg.).

**AT BUFFALO (12/30):** 3 receptions for 14 yards (4.7 avg.).

### BEFORE THE NFL

#### COLLEGE (NOTRE DAME):

- 4-year letterman (2014-17) and 2-year starter.

**CAREER:** Played in 41 games with 28 starts; 28 receptions for 381 yards (13.6 avg.) and 6 TDs.

**SENIOR (2017):** Started all 13 games; 15 receptions for 244 yards (16.3 avg.) and 1 TD.

- Helped block for the 7th-best rushing offense in FBS (269.3 rushing yards per game), the school's best finish since 1995.

- Helped the school set a single-season rushing record with 3,503 rushing yards.

**JUNIOR (2016):** Started all 12 games; 9 receptions for 112 yards (12.4 avg.) and 4 TDs.

**SOPHOMORE (2015):** 3 starts; 3 receptions for 18 yards (6.0 avg.) and 1 TD.

**REDSHIRT FRESHMAN (2014):** Played in all 13 games; 1 reception for 7 yards.

- Redshirted in 2013.

#### HIGH SCHOOL (BELTON HS - BELTON, TEXAS)

- Played defensive end as a freshman before moving to tight end.

**SENIOR (2012):** 37 receptions for 547 yards (14.8 avg.) and 6 TDs.

- 1st-team all-district.

**JUNIOR (2011):** 22 receptions for 341 yards (15.5 avg.) and 3 TDs.

- 1st-team all-district.
- SOPHOMORE (2010):** 8 receptions for 120 yards (15.0 avg.) and 2 TDs.

## OFF THE FIELD

### COMMUNITY:

#### 2021:

- Volunteered at the Miami Dolphins holiday event to spend time with and provide dinner and children's gifts for South Florida families.

- Volunteered at the Miami Dolphins Food Relief Program Thanksgiving meal distribution with Feeding South Florida to provide 1,000 meal boxes to South Florida families.

### PERSONAL:

- **PRONUNCIATION:** Last name is pronounced sm-eye-th.
- **MAJOR:** Sociology.

## DURHAM SMYTHE'S NFL REGULAR SEASON STATS

YEAR	TEAM	GP		RECEIVING					RUSHING				
		GS	REC	YDS	AVG	LG	TD	ATT	YDS	AVG	LG	TD	
2018	MIAMI	15	2	6	50	8.3	21	0	0	0	0.0	0	0
2019	MIAMI	16	14	7	65	9.3	24	0	0	0	0.0	0	0
2020	MIAMI	15	13	26	208	8.0	19	2	0	0	0.0	0	0
2021	MIAMI	17	12	34	357	10.5	25	0	2	3	1.5	2	0
<b>NFL TOTALS</b>		<b>63</b>	<b>41</b>	<b>73</b>	<b>680</b>	<b>9.3</b>	<b>25</b>	<b>2</b>	<b>2</b>	<b>3</b>	<b>1.5</b>	<b>2</b>	<b>0</b>

### ADDITIONAL STATS

**Special Teams Tackles:** 6 in 2019, 2 in 2021 for total of 8.  
**Miscellaneous Tackles:** 1 in 2019.  
**Kickoff Returns:** 1 for 0 yards in 2018, 4 for 45 yards in 2019, 1 in 2020 for 5 yards for total of 6 for 51 yards (8.7 avg.).  
**Miscellaneous Fumble Recoveries:** 1 in 2018.

### SINGLE-GAME CAREER HIGHS

**Receptions:** 5 3 times, last: vs. Carolina, 11/28/21  
**Receiving Yards:** 59 at Jacksonville in London, 10/17/21  
**Longest Reception:** 25 at Jacksonville in London, 10/17/21  
**Receiving TDs:** 1 Twice, last: vs. L.A. Chargers, 11/15/20

### 2019 GAME-BY-GAME STATS (MIAMI)

DATE	OPPONENT	P/S	REC	YDS	AVG	LG	TD
09/08	BALTIMORE	1/1	0	0	0.0	0	0
09/15	NEW ENGLAND	1/1	1	24	24.0	24	0
09/22	at Dallas	1/1	0	0	0.0	0	0
09/29	L.A. CHARGERS	1/0	0	0	0.0	0	0
10/13	WASHINGTON	1/1	0	0	0.0	0	0
10/20	at Buffalo	1/1	0	0	0.0	0	0
10/28	at Pittsburgh	1/1	0	0	0.0	0	0
11/03	N.Y. JETS	1/1	0	0	0.0	0	0
11/10	at Indianapolis	1/0	0	0	0.0	0	0
11/17	BUFFALO	1/1	0	0	0.0	0	0
11/24	at Cleveland	1/1	0	0	0.0	0	0
12/01	PHILADELPHIA	1/1	2	13	6.5	7	0
12/08	at N.Y. Jets	1/1	1	2	2.0	2	0
12/15	at N.Y. Giants	1/1	0	0	0.0	0	0
12/22	CINCINNATI	1/1	2	18	9.0	13	0
12/29	at New England	1/1	1	8	8.0	8	0
<b>2019 TOTALS</b>		<b>16/14</b>	<b>7</b>	<b>65</b>	<b>9.3</b>	<b>24</b>	<b>0</b>

### 2018 GAME-BY-GAME STATS (MIAMI)

DATE	OPPONENT	P/S	REC	YDS	AVG	LG	TD
09/09	TENNESSEE	1/0	0	0	0.0	0	0
09/16	at N.Y. Jets	1/0	0	0	0.0	0	0
09/23	OAKLAND	1/0	0	0	0.0	0	0
09/30	at New England	1/0	0	0	0.0	0	0
10/07	at Cincinnati	1/0	0	0	0.0	0	0
10/14	CHICAGO	1/0	0	0	0.0	0	0
10/21	DETROIT	1/0	0	0	0.0	0	0
10/25	at Houston	1/0	0	0	0.0	0	0
11/04	N.Y. JETS	1/0	0	0	0.0	-	0
11/11	at Green Bay		INACTIVE				
11/25	at Indianapolis	1/1	2	27	13.5	21	0
12/02	BUFFALO	1/0	0	0	0.0	0	0
12/09	NEW ENGLAND	1/0	0	0	0.0	0	0
12/16	at Minnesota	1/1	0	0	0.0	0	0
12/23	JACKSONVILLE	1/0	1	9	9.0	9	0
12/30	at Buffalo	1/0	3	14	4.7	5	0
<b>2018 TOTALS</b>		<b>15/2</b>	<b>6</b>	<b>50</b>	<b>8.3</b>	<b>21</b>	<b>0</b>

### 2020 GAME-BY-GAME STATS (MIAMI)

DATE	OPPONENT	P/S	REC	YDS	AVG	LG	TD
09/13	at New England	1/1	0	0	0.0	0	0
09/20	BUFFALO	1/0	0	0	0.0	0	0
09/24	at Jacksonville	1/1	1	7	7.0	7	0
10/04	SEATTLE	1/1	2	30	15.0	18	0
10/11	at San Francisco		INACTIVE				
10/18	N.Y. JETS	1/0	1	4	4.0	4t	1
11/01	L.A. RAMS	1/1	2	16	8.0	8	0
11/08	at Arizona	1/1	1	19	19.0	19	0
11/15	L.A. CHARGERS	1/1	2	9	4.5	7	1
11/22	at Denver	1/1	0	0	0.0	0	0
11/29	at N.Y. Jets	1/1	3	19	6.3	12	0
12/06	CINCINNATI	1/1	2	16	8.0	11	0
12/13	KANSAS CITY	1/1	2	19	9.5	10	0
12/20	NEW ENGLAND	1/1	5	40	8.0	15	0
12/26	at Las Vegas	1/1	2	6	3.0	5	0
01/03	at Buffalo	1/1	3	23	7.7	11	0
<b>2020 TOTALS</b>		<b>15/13</b>	<b>26</b>	<b>208</b>	<b>8.0</b>	<b>19</b>	<b>2</b>

## 2021 GAME-BY-GAME STATS (MIAMI)

DATE	OPPONENT	P/S	REC	YDS	AVG	LG	TD
09/12	at New England	1/1	1	9	9.0	9	0
09/19	BUFFALO	1/1	0	0	0.0	-	0
09/26	at Las Vegas	1/0	0	0	0.0	-	0
10/03	INDIANAPOLIS	1/1	2	6	3.0	4	0
10/10	at Tampa Bay	1/0	2	23	11.5	21	0
10/17	at Jacksonville	1/1	5	59	11.8	25	0
10/24	ATLANTA	1/0	3	37	12.3	18	0
10/31	at Buffalo	1/1	0	0	0.0	-	0
11/07	HOUSTON	1/0	2	27	13.5	21	0
11/11	BALTIMORE	1/1	1	23	23.0	23	0
11/21	at N.Y. Jets	1/0	4	37	9.3	18	0
11/28	CAROLINA	1/1	5	32	6.4	11	0
12/05	N.Y. GIANTS	1/1	0	0	0.0	-	0
12/19	N.Y. JETS	1/1	1	4	4.0	4	0
12/27	at New Orleans	1/1	3	31	10.3	13	0
01/02	at Tennessee	1/1	3	37	12.3	21	0
01/09	NEW ENGLAND	1/1	2	32	16.0	17	0
<b>2021 TOTALS</b>		<b>17/12</b>	<b>34</b>	<b>357</b>	<b>10.5</b>	<b>25</b>	<b>0</b>



# 1

## TUA TAGOVAILOA

QUARTERBACK // 6-1 // 217 // ALABAMA '20

ACQUIRED: D1A, '20

HOMETOWN: EWA BEACH, HAWAII // BORN: 3/2/98

NFL: SECOND SEASON // DOLPHINS: SECOND SEASON

### NFL CAREER

#### TRANSACTIONS:

- 1st-round pick (5th overall) by Miami in the 2020 NFL Draft.

#### CAREER HIGHLIGHTS:

- Played in 23 career games with 21 starts.
- 449-of-678 passing (66.2 pct.) for 4,467 yards, 27 TDs and a QB rating of 88.8.
- 78 carries for 237 yards (3.0 avg.) and 6 TDs.
- 1 miscellaneous tackle.
- Became 3rd rookie QB in Super Bowl era (Dak Prescott and Kyle Allen) to not throw an interception in his 1st 5 career starts (min. 100 att.).
- Became the 1st Dolphins rookie QB in team history to win each of his 1st 3 starts.
- Did not throw an interception in 5 consecutive starts (Games 7-10, 12 of the 2020 season), trying the franchise record (Jay Fiedler) for most consecutive starts without an interception.
- Joined QB Carson Wentz (Philadelphia) as only rookie QBs in the Super Bowl era to win each of his 1st 3 NFL starts and not throw an interception.

#### 2021 (MIAMI):

- Played in 13 games with 12 starts.
- Dressed but did not play in 1 game.
- Missed 3 games after being placed on injured reserve on Sept. 25 and activated on Oct. 16.
- 263-of-388 passing (67.8 pct.) for 2,653 yards, 16 TDs and a QB rating of 90.1.
- 42 carries for 128 yards (3.0 avg.) and 3 TDs.
- 1 assisted miscellaneous tackle.
- 2 miscellaneous fumble recoveries.

**AT JACKSONVILLE IN LONDON (10/17):** 33-of-47 passing (70.2 pct.) for 329 yards, 2 TDs and a QB rating of 95.1; 3 carries for 22 yards (7.3 avg.).

- Completed a 6-yard TD pass to WR Jaylen Waddle in the 1st quarter to give Miami a 7-0 lead.
- Completed a 2-yard TD pass to WR Jaylen Waddle in the 4th quarter.

**VS. ATLANTA (10/24):** 32-of-40 passing (80.0 pct.) for 291 yards, 4 TDs and a QB rating of 109.5.

- Completed a 10-yard TD pass to WR Isaiah Ford in the 1st quarter to give Miami a 7-0 lead.
- Completed a 6-yard TD pass to TE Mike Gesicki

in the 3rd quarter.

- Completed a 7-yard TD pass to RB Myles Gaskin in the 4th quarter.
- Completed a 4-yard TD pass to WR Mack Hollins in the 4th quarter to give Miami a 28-27 lead.

**VS. BALTIMORE (11/11):** 8-of-13 passing (61.5 pct.) for 158 yards for a QB rating of 104.0; 3 carries for 0 yards and 1 TD.

- Scored on a 1-yard TD run in the 4th quarter to extend Miami's lead to 22-10.

**AT N.Y. JETS (11/21):** 27-of-33 passing (81.8 pct.) for 273 yards and 2 TDs for a QB rating of 108.7; 3 carries for 6 yards (2.0 avg.).

- Completed a 65-yard TD pass to WR Mack Hollins in the 3rd quarter to give Miami a 14-7 lead.
- Completed a 5-yard TD pass to RB Myles Gaskin in the 4th quarter to give Miami a 21-14 lead.

#### 2020 (MIAMI):

- Played in 10 games with 9 starts.
- Inactive for 1 game.
- Dressed but did not play in 5 games.
- 186-of-290 passing (64.1 pct.) for 1,814 yards, 11 TDs and a QB rating of 87.1.
- 36 carries for 109 yards (3.0 avg.) and 3 TDs.
- 1 miscellaneous tackle.

**VS. N.Y. JETS (10/18):** 2-of-2 passing (100.0 pct.) for 9 yards for a QB rating of 85.4.

- Made his NFL and Dolphins debut.
- Became the 4th left-handed QB to throw a pass for the Dolphins, joining Jim Del Gaizo, Scott Mitchell and Pat White.

**AT ARIZONA (11/8):** 20-of-28 passing (71.4 pct.) for 248 yards, 2 TDs and a QB rating of 122.3; 7 carries for 35 yards (5.0 avg.).

- Completed a 9-yard TD pass to WR Preston Williams to extend Miami's lead to 21-14.
- Completed an 11-yard TD pass to WR Mack Hollins in the 4th quarter to even the score 31-31.
- Trailing by 7 entering the 4th quarter, completed 6-of-8 (75.0 pct.) passes for 67 yards and 1 TD in final frame to lead come-from-behind win.
- Became the 1st Dolphins player to have a game-winning drive in the 4th quarter or OT within his 1st 2 NFL starts since Chad Henne in 2009.
- It was the 1st 4th-quarter comeback of his career.

**VS. KANSAS CITY (12/13):** 28-of-48 passing (58.3 pct.) for 316 yards, 2 TDs and a QB rating for 83.3;

6 carries for 24 yards (4.0 avg.) and 1 TD.

- Completed a 7-yard TD pass to TE Mike Gesicki to give Miami a 7-0 lead.
- Completed a 29-yard TD pass to TE Mike Gesicki in the 4th quarter.
- Scored on a 1-yard TD run in the 4th quarter.
- Posted the 1st 300-yard passing game of his career.

**VS. NEW ENGLAND (12/20):** 20-of-26 passing (76.9 pct.) for 145 yards and a QB rating of 73.4; 3 carries for 9 yards (3.0 avg.) and 2 TDs.

- Scored on a 3-yard TD run in the 4th quarter to give Miami a 15-12 lead.
- Scored on a 1-yard TD run in the 4th quarter to extend Miami's lead to 22-12.
- Became the 5th QB in Dolphins history to have 2 rushing TDs in the same game and 1st since QB Cleo Lemon on 10/14/07 at Cleveland.

## BEFORE THE NFL

### COLLEGE (ALABAMA):

- 3-year letterman (2017-19) and 2-year starter.

**CAREER:** Played in 33 career games with 24 starts; 474-of-684 passing (69.3 pct.) for 7,442 yards and 87 TDs; 107 carries for 340 yards (3.2 avg.) and 9 TDs.

- His 87 career passing TDs set a school record.
- His 7,442 career passing yards ranked 3rd in school history.

**JUNIOR (2019):** Started 9 games; 180-of-252 passing (71.4 pct.) for 2,840 yards and 33 TDs; 23 carries for 17 yards (0.7 avg.) and 2 TDs.

- Co-Polynesian Player of the Year.
- Won the Bobby Bowden Award (Division I player who epitomizes a student-athlete from a faith perspective).
- 2nd-team All-SEC.

**SOPHOMORE (2018):** Started all 15 games; 245-of-355 passing (69.0 avg.) for 3,966 yards and 43 TDs; 57 carries for 190 yards (3.3 avg.) and 5 TDs.

- His 43 TD passes were a single-season school record.
- His 3,966 passing yards were a single-season school record.
- His 245 completions ranked 4th in school history.
- His 48 total TDs led the SEC and ranked 2nd nationally.

- Consensus All-American.
- Walter Camp Player of the Year.
- Won the Maxwell Award (nation's top all-around player).
- Sporting News National Player of the Year.
- SEC Offensive Player of the Year.
- 1st-team All-SEC.
- Finalist for the Davey O'Brien Award (best quarterback).

**TRUE FRESHMAN (2017):** Played in 9 games; 49-of-77 passing (63.6 pct.) and 11 TDs; 27 carries for 133 yards (4.9 avg.) and 2 TDs.

- Entered the game in the 2nd half and helped team erase 13-0 to win the College Football Playoff National Championship.
- College Football Playoff National Championship Offensive MVP.

## HIGH SCHOOL (SAINT LOUIS SCHOOL - HONOLULU, HAWAII')

**CAREER:** 8,158 passing yards and 84 TDs; 1,727 rushing yards and 27 TDs.

- His 8,158 passing yards were a new Hawaii high school record.

**SENIOR (2016):** 3,932 passing yards and 43 TDs.

- Hawaii Gatorade Player of the Year.
- Won a state championship.

## OFF THE FIELD

### COMMUNITY:

#### 2021:

- Volunteered at the Miami Dolphins holiday event to spend time with and provide dinner and children's gifts for South Florida families.
- In 2021, established the Tua Foundation, dedicated to the support of youth initiatives, health and wellness and other charitable causes.

#### 2020:

- In 2020, established a \$300,000 permanent scholarship endowment at his high school alma mater, Saint Louis School in Honolulu, Hawaii'i.

### PERSONAL:

- **PRONUNCIATION:** Name is pronounced TOO-uh TUNG-oh-vai-LOA.
- **MAJOR:** Communication studies.

## TUA TAGOVAILOA'S NFL REGULAR SEASON PASSING STATS

YEAR	TEAM	GP	GS	ATT	CMP	PCT	YDS	Y/A	TD	INT	LG	SK/YDS	RATE
2020	MIAMI	10	9	290	186	64.1	1814	6.3	11	5	35	20/136	87.1
2021	MIAMI	13	12	388	263	67.8	2653	6.8	16	10	65t	20/152	90.1
<b>NFL TOTALS</b>		<b>23</b>	<b>21</b>	<b>678</b>	<b>449</b>	<b>66.2</b>	<b>4467</b>	<b>6.6</b>	<b>27</b>	<b>15</b>	<b>65t</b>	<b>40/288</b>	<b>88.8</b>

## TUA TAGOVAILOA'S NFL REGULAR SEASON RUSHING/RECEIVING STATS

YEAR	TEAM	GP	GS	RUSHING				RECEIVING					
				ATT	YDS	AVG	LG	TD	REC	YDS	AVG	LG	TD
2020	MIAMI	10	9	36	109	3.0	17	3	0	0	-	-	0
2021	MIAMI	13	12	42	128	3.0	23	3	0	0	-	-	0
<b>NFL TOTALS</b>		<b>23</b>	<b>21</b>	<b>78</b>	<b>237</b>	<b>3.0</b>	<b>23</b>	<b>6</b>	<b>0</b>	<b>0</b>	<b>-</b>	<b>-</b>	<b>0</b>

## ADDITIONAL STATS

**Miscellaneous Tackles:** 1 in 2020, 1 in 2021 for total of 2.

**Miscellaneous Fumble Recoveries:** 2 in 2021.

**Career Regular Season Record As A Starter:** 6-3 in 2020, 7-5 in 2021 for total of 13-8.

## SINGLE-GAME CAREER HIGHS

Pass Attempts:	58	at Buffalo, 1/3/21
Completions:	35	at Buffalo, 1/3/21
Passing Yards:	361	at Buffalo, 1/3/21
TD Passes:	4	vs. Atlanta, 10/24/21
Longest Pass:	65t	at N.Y. Jets, 11/21/21
Completion Pct. (min. 20 att.):	87.1	vs. Carolina, 11/28/21
Passer Rating:	122.3	at Arizona, 11/8/20
Rush Attempts:	7	at Arizona, 11/8/20
Rushing Yards:	35	at Arizona, 11/8/20
Longest Run:	23	vs. New England, 1/9/22
Rushing TDs:	2	vs. New England, 12/20/20

## TAGOVAILLO'S GAME-WINNING DRIVES (4)

DATE	OPP	GW SCORE	TIME LEFT	FINAL SCORE
1. 11/8/20	at Ari.	Sanders 50-yd FG	3:30	34-31
2. 12/20/20	vs. NE	Tagovaillo 3-yd rush	12:55	22-12
3. 11/21/21	at NYJ	Gaskin 5-yard rec	10:15	24-17
4. 12/19/21	vs. NYJ	Parker 11-yard rec	3:37	31-24

## 300-YARD PASSING GAMES (3)

DATE	OPP	ATT	CMP	PCT	YDS	TD	INT	LG RATE
12/13/20	vs. KC	48	28	58.3	316	2	1	29t 83.3
1/3/21	at Buf.	58	35	60.3	361	1	3	31 62.5
10/17/21	at Jax.	47	33	70.2	329	2	1	32 95.1

## TAGOVAILLO'S 4TH QUARTER COMEBACK VICTORIES (2)

DATE	OPP	4Q DEFICIT	4Q/OT STATS	FINAL SCORE
1. 11/8/20	at Ari.	24-31	8-6-67-1-0	34-31
2. 12/20/20	vs. NE	9-7	5-5-28-0-0	22-12


## 2020 GAME-BY-GAME STATS (MIAMI)

DATE	OPPONENT	P/S	ATT	CMP	PCT	YDS	TD	INT	LG	SK/YDS
09/13	at New England					DID NOT PLAY				
09/20	BUFFALO					DID NOT PLAY				
09/24	at Jacksonville					DID NOT PLAY				
10/04	SEATTLE					DID NOT PLAY				
10/11	at San Francisco					DID NOT PLAY				
10/18	N.Y. JETS	1/0	2	2	100.0	9	0	0	7	0/0
11/01	L.A. RAMS	1/1	22	12	54.5	93	1	0	15	1/3
11/08	at Arizona	1/1	28	20	71.4	248	2	0	35	3/27
11/15	N.Y. JETS	1/1	25	15	60.0	169	2	0	23	0/0
11/22	at Denver	1/1	20	11	55.0	83	1	0	13	6/33
11/29	at N.Y. Jets					INACTIVE				
12/06	CINCINNATI	1/1	39	26	66.7	296	1	0	35	0/0
12/13	KANSAS CITY	1/1	48	28	58.3	316	2	1	29t	4/29
12/20	NEW ENGLAND	1/1	26	20	76.9	145	0	1	15	2/12
12/26	at Las Vegas	1/1	22	17	77.3	94	1	0	14	3/23
01/03	at Buffalo	1/1	58	35	60.3	361	1	3	31	1/9
<b>2020 TOTALS</b>		<b>10/9</b>	<b>290</b>	<b>186</b>	<b>64.1</b>	<b>1,814</b>	<b>11</b>	<b>5</b>	<b>35</b>	<b>20/136</b>

## 2021 GAME-BY-GAME STATS (MIAMI)

DATE	OPPONENT	P/S	ATT	CMP	PCT	YDS	TD	INT	LG	SK/YDS
09/12	at New England	1/1	27	16	59.3	202	1	1	36	2/17
09/19	BUFFALO	1/1	4	1	25.0	13	0	0	13	2/13
09/26	at Las Vegas					INJURED RESERVE				
10/03	INDIANAPOLIS					INJURED RESERVE				
10/10	at Tampa Bay					INJURED RESERVE				
10/17	at Jacksonville	1/1	47	33	70.2	329	2	1	32	0/0
10/24	ATLANTA	1/1	40	32	80.0	291	4	2	27	1/10
10/31	at Buffalo	1/1	39	21	53.8	205	0	1	40	2/11
11/07	HOUSTON					DID NOT PLAY				
11/11	BALTIMORE	1/0	13	8	61.5	158	0	0	64	1/6
11/21	at N.Y. Jets	1/1	33	27	81.8	273	2	1	65t	0/0
11/28	CAROLINA	1/1	31	27	87.1	230	1	0	57	2/26
12/05	N.Y. GIANTS	1/1	41	30	73.2	244	2	0	25	2/15
12/19	N.Y. JETS	1/1	27	16	59.3	196	2	2	37	1/0
12/27	at New Orleans	1/1	26	19	73.1	198	1	1	40	2/25
01/02	at Tennessee	1/1	38	18	47.4	205	0	1	45	4/23
01/09	NEW ENGLAND	1/1	22	15	68.2	109	1	0	17	1/6
<b>2021 TOTALS</b>		<b>13/12</b>	<b>388</b>	<b>263</b>	<b>67.8</b>	<b>2653</b>	<b>16</b>	<b>10</b>	<b>65t</b>	<b>20/152</b>





# 43

## ANDREW VAN GINKEL

LINEBACKER // 6-4 // 242 // WISCONSIN '19

ACQUIRED: D5, '19

HOMETOWN: ROCK VALLEY, IOWA // BORN: 7/1/95

NFL: THIRD SEASON // DOLPHINS: THIRD SEASON

### NFL CAREER

#### TRANSACTIONS:

- 5th-round pick (151st overall) by Miami in the 2019 NFL Draft.

#### CAREER HIGHLIGHTS:

- Played in 39 career games with 26 starts.
- 115 tackles (78 solo), 10.5 sacks, 11 passes defended, 4 forced fumbles and 2 fumble recoveries; 1 fumble return for a TD.
- 18 special teams tackles (12 solo).
- 1 blocked punt.

#### 2021 (MIAMI):

- Played in all 17 games with 14 starts.
- 62 tackles (44 solo), 4 sacks, 7 passes defended and 1 forced fumble.
- 8 special teams tackles (6 solo).

#### VS. HOUSTON (11/7):

 4 solo tackles and 1 sack.

- Sacked QB Tyrod Taylor for a loss of 7 yards in the 2nd quarter.

#### VS. N.Y. JETS (12/19):

 4 solo tackles and 1 sack; 1 assisted special teams tackle.

- Sacked QB Zach Wilson for a loss of 9 yards on 3rd-and-9 in the 3rd quarter.

#### AT NEW ORLEANS (12/27):

 2 solo tackles and 2 passes defended; 1 solo special teams tackle.

#### VS. NEW ENGLAND (1/9):

 6 tackles (5 solo) and 1 sack; 1 assisted special teams tackle.

- Sacked QB Mac Jones for a loss of 8 yards in the 2nd quarter.

#### 2020 (MIAMI):

- Played in all 16 games with 11 starts.
- 42 tackles (25 solo), 5.5 sacks, 4 passes defended, 3 forced fumbles and 1 fumble recovery.
- 1 fumble return for a TD.
- 1 blocked punt.
- 6 special teams tackles (4 solo).

#### VS. L.A. RAMS (11/1):

 2 assisted tackles, 1 pass defended and 1 fumble recovery; 1 fumble return for a TD.

- Recovered a QB Jared Goff fumble forced by DE Emmanuel Ogbah and returned it 78 yards for a TD in the 2nd quarter.
- It was the 2nd-longest fumble return in team history and longest longest since DE/LB Jason

Taylor had an 85-yard return for a TD on Sept. 11, 2005.

#### VS. L.A. CHARGERS (11/15):

 5 assisted tackles; 1 blocked punt.

- Blocked a punt by P Ty Long that was Miami's 1st blocked punt since RB Brandon Bolden blocked a punt on Nov. 11, 2018 at Green Bay.

#### AT LAS VEGAS (12/26):

 7 tackles (6 solo), 2 sacks and 1 pass defended; 1 special teams tackle.

- Sacked QB Derek Carr on 3rd-and-8 for a loss of 9 yards in the 2nd quarter.
- Sacked QB Derek Carr again for a loss of 9 yards in the 2nd quarter.

#### 2019 (MIAMI):

- Played in 6 games with 1 start.
- 11 tackles (9 solo), 1 sack and 1 fumble recovery.
- 4 special teams tackles (2 solo).
- Activated off injured reserve on Nov. 20.
- Missed the first 10 games of the season after being placed on injured reserve on Sept. 6.

#### AT CLEVELAND (11/25):

 1 assisted tackle; 1 solo special teams tackle.

- Made his NFL debut.

#### AT N.Y. JETS (12/8):

 2 tackles (1 solo) and 1 sack; 1 assisted special teams tackle.

- Sacked QB Sam Darnold for a loss of 8 yards on the final possession of the game.
- It was his 1st career sack.

#### AT NEW ENGLAND (12/29):

 6 solo tackles.

### BEFORE THE NFL

#### COLLEGE (WISCONSIN):

- 2-year letterman (2017-18) and 1-year starter.
- Transferred from Iowa Western Community College following his sophomore season (2016).
- Transferred from South Dakota following his redshirt freshman season (2015).

#### CAREER (AT WISCONSIN):

 Played in 27 games with 10 starts; 99 tackles (64 solo), 12 sacks, 7 passes defended, 2 interceptions, 7 passes defended, 4 forced fumbles and 1 fumble recovery; 1 blocked kick.

#### SENIOR (2018 AT WISCONSIN):

 Played in all 13 games with 10 starts; 60 tackles (38 solo), 5.5 sacks, 3 passes defended and 2 forced fumbles; 1 blocked kick.

- 3rd-team All-Big Ten.

- His 5.5 sacks led the team.

**JUNIOR (2017 AT WISCONSIN):** Played in all 14 games; 39 tackles (26 solo), 6.5 sacks, 2 interceptions, 4 passes defended, 2 forced fumbles and 1 fumble recovery.

- Helped the defense lead the nation in pass efficiency allowed (94.6 yards allowed per game) and rank 2nd in total defense (262.1 yards allowed per game).

**SOPHOMORE (2016 AT IOWA WESTERN CC):** Started all 11 games; 50 tackles (18 solo), 3.5 sacks, 1 interception, 1 pass defended and 1 fumble recovery.

**REDSHIRT FRESHMAN (2015 AT SOUTH DAKOTA):** Started all 11 games at defensive end; 56 tackles (40 solo), 9 sacks, 2 passes defended, 2 forced fumbles and 3 fumble recoveries; 1 blocked kick.

- 1st-team All-Missouri Valley Football Conference (MVFC).
- MVFC Freshman of the Year.
- Redshirted in 2014.

## HIGH SCHOOL (BAYDEN HULL/ROCK VALLEY HS – ROCK VALLEY, IOWA)

- Played quarterback and defensive back.
- Also lettered in basketball and track.

**CAREER:** 176 tackles, 10 interceptions and 10 fumble recoveries.

**SENIOR (2014):** 1,466 passing yards and 17 TDs; 1,413 rushing yards and 15 TDs; 95 tackles.

- 1st-team all-state at defensive back.

## OFF THE FIELD

### COMMUNITY:

#### 2019:

- Collaborated with fellow Dolphins rookies and Neighbors4Neighbors to sponsor four South Florida families with holiday gifts and game tickets.
- Helped distribute 500 Thanksgiving meals purchased through player donations to local South Florida families.
- Volunteered with Feeding South Florida to pack food for local families.
- Volunteered to take local elementary students Halloween costume shopping in Aventura.

### PERSONAL:

- **MAJOR:** Agricultural business management.

## ANDREW VAN GINKEL'S NFL REGULAR SEASON STATS

YEAR	TEAM	GP	GS	TACKLES					INTERCEPTIONS					FUMBLES		
				TOT	SOLO	ASST	SK	YDS	INT	YDS	LG	TD	PD	FF	FR	
2019	MIAMI	6	1	11	9	2	1.0	8.0	0	0	0	0	0	0	0	1
2020	MIAMI	16	11	42	25	17	5.5	45.0	0	0	0	0	4	3	1	
2021	MIAMI	17	14	62	44	18	4.0	32.5	0	0	0	0	7	1	0	
<b>NFL TOTALS</b>		<b>39</b>	<b>26</b>	<b>115</b>	<b>78</b>	<b>37</b>	<b>10.5</b>	<b>85.5</b>	<b>0</b>	<b>0</b>	<b>0</b>	<b>0</b>	<b>11</b>	<b>4</b>	<b>2</b>	

### ADDITIONAL STATS

**Defensive Touchdowns:** 78-yard fumble return on 11/1/20 vs. L.A. Rams.


**Special Teams Tackles:** 4 in 2019, 6 in 2020, 8 in 2021 for total of 18.

**Special Teams Forced Fumbles:** 1 in 2020.

**Blocked Punts:** 1 on 11/15/20 vs. L.A. Chargers.

### SINGLE-GAME CAREER HIGHS

<b>Tackles:</b>	7	at Las Vegas, 12/26/20
<b>Sacks:</b>	2	at Las Vegas, 12/26/20
<b>Passes Defended:</b>	2	at New Orleans, 12/27/21
<b>Forced Fumbles:</b>	1	4 times, last: vs. Buffalo, 9/19/21
<b>Fumble Recoveries:</b>	1	Twice, last: vs. L.A. Rams, 11/1/20



# 17

## JAYLEN WADDLE

WIDE RECEIVER // 5-10 // 182 // ALABAMA '21  
 ACQUIRED: D1A, '21  
 HOMETOWN: HOUSTON, TEXAS // BORN: 11/25/98  
 NFL: ROOKIE SEASON // DOLPHINS: ROOKIE SEASON

### NFL CAREER

#### TRANSACTIONS:

- 1st-round pick (6th overall) by Miami in the 2021 NFL Draft.

#### CAREER HONORS:

- 2021 Dan Marino Most Valuable Player Award.

#### CAREER HIGHLIGHTS:

- Started 16 career games.
- 104 receptions for 1,015 yards (9.8 avg.) and 6 TDs.
- 2 carries for 3 yards (1.5 avg.) and 1 TD.
- 9 kickoff returns for 158 yards (17.6 avg.).
- 5 punt returns for 35 yards (7.0 avg.).
- His 104 receptions in 2021 set an NFL rookie record:

#### MOST RECEPTIONS BY A ROOKIE IN NFL HISTORY

PLAYER	TEAM	YEAR	REC	YDS	TDs
1. JAYLEN WADDLE	MIA.	2021	104	1,015	6
2. Anquan Boldin	Ari.	2003	101	1,377	8
3. Michael Thomas	NO	2016	92	1,137	9
4. Odell Beckham Jr.	NYG	2014	91	1,305	12
5. Saquon Barkley	NYG	2018	91	721	4
6. Eddie Royal	Den.	2008	91	980	5
7. Terry Glenn	NE	1996	90	1,132	6
8. Amon-Ra St. Brown	Det.	2021	90	912	5
9. Justin Jefferson	Min.	2020	88	1,400	7
10. Reggie Bush	NO	2006	88	742	2

- His 104 receptions in 2021 set a Dolphins rookie record:

#### MOST RECEPTIONS BY A DOLPHINS ROOKIE

PLAYER	YEAR	REC	YDS	TDs
1. JAYLEN WADDLE	2021	104	1,015	6
2. Jarvis Landry	2014	84	758	5
3. Terry Kirby	1993	75	874	3
4. Jack Clancy	1967	67	868	2
5. Davone Bess	2008	54	554	1

- His 104 receptions in 2021 are the 3rd-most in a season in Dolphins history.

#### DOLPHINS SINGLE-SEASON RECEPTIONS LEADERS

PLAYER	YEAR	REC	YDS	TDs
1. Jarvis Landry	2017	112	987	9
2. Jarvis Landry	2015	110	1,157	4
3. JAYLEN WADDLE	2021	104	1,015	6
4. Jarvis Landry	2016	94	1,136	4
5. O.J. McDuffie	1998	90	1,050	7

- His 1,015 receiving yards in 2021 set a Dolphins rookie record.

#### DOLPHINS ALL-TIME ROOKIE RECEIVING YARDS LEADERS

PLAYER	YEAR	REC	YDS	TDs
1. JAYLEN WADDLE	2021	104	1,015	6
2. Chris Chambers	2001	48	883	7
3. Terry Kirby	1993	75	874	3
4. Jack Clancy	1967	67	868	2
5. Jarvis Landry	2014	84	758	5

#### 2021 (MIAMI):

- Started 16 games.
- Missed 1 game on the Reserve/COVID-19 list.
- 104 receptions for 1,015 yards (9.8 avg.) and 6 TDs.
- 2 carries for 3 yards (1.5 avg.) and 1 TD.
- 9 kickoff returns for 158 yards (17.6 avg.).
- 5 punt returns for 35 yards (7.0 avg.).
- 3 miscellaneous tackles.

#### AT NEW ENGLAND (9/12):

- 4 receptions for 16 yards (15.3 avg.) and 1 TD.
- Caught a 3-yard TD pass from QB Tua Tagovailoa in the 3rd quarter to give Miami a 17-10 lead.
- It was his 1st career TD.
- Made his NFL debut.

#### AT LAS VEGAS (9/26):

- 12 receptions for 58 yards (4.8 avg.).
- His 12 receptions set a Dolphins rookie record.

#### AT JACKSONVILLE IN LONDON (10/17):

- 10 receptions for 70 yards (7.0 avg.) and 2 TDs.
- Caught a 6-yard TD pass from QB Tua Tagovailoa in the 1st quarter.
- Caught a 2-yard TD pass from QB Tua Tagovailoa in the 4th quarter.
- Became the 1st rookie in Dolphins history to have multiple 10+ reception games.
- Became the 5th rookie in Dolphins history to catch multiple TDs in a game.

#### VS. CAROLINA (11/28):

- 9 receptions for 137 yards (15.2 avg.) and 1 TD; 1 punt return for 7 yards.
- Caught a 9-yard TD pass from QB Tua Tagovailoa in the 2nd quarter to give Miami a 14-7 lead.
- It was his 1st career 100-yard receiving game.

#### VS. N.Y. GIANTS (12/5):

- 9 receptions for 90 yards (10.0 avg.); 2 kickoff returns for 32 yards (16.0 avg.); 1 punt return for 7 yards.
- Broke the team record for receptions in a season by a rookie (86).

#### AT NEW ORLEANS (12/27):

- 10 receptions for 92 yards (9.2 avg.) and 1 TD.

- Caught a 1-yard TD pass from QB Tua Tagovailoa in the 3rd quarter to extend Miami's lead to 17-3.
- Became the 2nd rookie in NFL history to have 3+ games with 10+ receptions (Odell Beckham Jr.).
- His 10 receptions matched HOF WR Jerry Rice's record for most receptions by an NFL rookie on Monday Night Football.

**VS. NEW ENGLAND (1/9):** 5 receptions for 27 yards (5.4 avg.) and 1 TD.

- Caught a 7-yard TD pass from QB Tua Tagovailoa in the 1st quarter to give Miami a 7-0 lead.
- Broke the NFL record for receptions in a season by a rookie (104).

**HONORS:**

- Dan Marino Most Valuable Player Award.
- Became the 1st Dolphins rookie to win the team MVP award since Zach Thomas in 1996.

**BEFORE THE NFL**

**COLLEGE (ALABAMA):**

- 3-year letterman (2018-20).
- **CAREER:** Played in 34 games with 9 starts; 106 receptions for 1,999 yards (18.9 avg.) and 17 TDs; 4 carries for 17 yards (4.3 avg.); 9 kickoff returns for 214 yards (23.8 avg.) and 1 TD; 38 punt returns for 733 yards (19.3 avg.) and 2 TDs.
- 2nd-team All-SEC return specialist.
- His 18.9 yards per catch ranked 2nd in school history (min. 100 rec.).
- His 733 career punt return yards ranked 6th in school history.

**JUNIOR (2020):** Played in 6 games with 3 starts; 28 receptions for 591 yards (21.1 avg.) and 4 TDs; 3 carries for 12 yards (4.0 avg.); 4 kickoff returns for 39 yards (9.8 avg.); 2 punt returns for 13 yards (6.5 avg.).

**SOPHOMORE (2019):** Played in all 13 games with 3 starts; 33 receptions for 560 yards (17.0 avg.) and 6 TDs; 1 carry for 5 yards; 5 kickoff returns for 175 yards (35.0 avg.) and 1 TD; 20 punt returns for 487 yards (24.4 avg.) and 1 TD.

- 1st-team All-American.
- 1st-team All-SEC as a return specialist.
- SEC Special Teams Player of the Year.
- His 24.4 punt return average ranked 1st in the nation.

**TRUE FRESHMAN (2018):** Played in all 15 games with 3 starts; 45 receptions for 848 yards (18.8 avg.) and 7 TDs; 16 punt returns for 233 yards (14.6 avg.) and 1 TD.

- Freshman All-American.
- SEC Freshman of the Year.
- SEC All-Freshman Team.

**HIGH SCHOOL (EPISCOPAL HS – BELLAIRE, TEXAS)**

- Also ran track and played basketball.

**SENIOR (2017):**

- 1st-team All-American.

**OFF THE FIELD**

**COMMUNITY:**

**2021:**

- Along with fellow Dolphins rookies, teamed up with Neighbors4Neighbors to provide South Florida families with holiday gifts.
- As part of Operation Hope, teamed up with Truist to provide a holiday shopping spree for a South Florida family.

**PERSONAL:**

- **MAJOR:** Criminology and criminal justice.

**JAYLEN WADDLE'S NFL REGULAR SEASON STATS**

YEAR	TEAM	GP	GS	RECEIVING					RUSHING				
				REC	YDS	AVG	LG	TD	ATT	YDS	AVG	LG	TD
2021	MIAMI	16	16	104	1015	9.8	57	6	2.0	3	1.5	2	1
<b>NFL TOTALS</b>		<b>16</b>	<b>16</b>	<b>104</b>	<b>1015</b>	<b>9.8</b>	<b>57</b>	<b>6</b>	<b>2.0</b>	<b>3</b>	<b>1.5</b>	<b>2</b>	<b>1</b>

**JAYLEN WADDLE'S NFL REGULAR SEASON RETURNING STATS**

YEAR	TEAM	KICKOFF RETURN					PUNT RETURN					
		KR	YDS	AVG	LG	TD	PR	FC	YDS	AVG	LG	TD
2021	MIAMI	9	158	17.6	25	0	5	3	35	7.0	15	0
<b>NFL TOTALS</b>		<b>9</b>	<b>158</b>	<b>17.6</b>	<b>25</b>	<b>0</b>	<b>5</b>	<b>3</b>	<b>35</b>	<b>7.0</b>	<b>15</b>	<b>0</b>

**ADDITIONAL STATS**

Miscellaneous Tackles: 3 in 2021.

## 2021 GAME-BY-GAME STATS (MIAMI)

DATE	OPPONENT	P/S	REC	YDS	AVG	LG	TD
09/12	at New England	1/1	4	61	15.3	36	1
09/19	BUFFALO	1/1	6	48	8.0	14	0
09/26	at Las Vegas	1/1	12	58	4.8	9	0
10/03	INDIANAPOLIS	1/1	3	33	11.0	18	0
10/10	at Tampa Bay	1/1	2	31	15.5	21	0
10/17	at Jacksonville	1/1	10	70	7.0	14	2
10/24	ATLANTA	1/1	7	83	11.9	19	0
10/31	at Buffalo	1/1	4	29	7.3	12	0
11/07	HOUSTON	1/1	8	83	10.4	17	0
11/11	BALTIMORE	1/1	4	61	15.3	35	0
11/21	at N.Y. Jets	1/1	8	65	8.1	15	0
11/28	CAROLINA	1/1	9	137	15.2	57	1
12/05	N.Y. GIANTS	1/1	9	90	10.0	25	0
12/19	N.Y. JETS		RESERVE/COVID-19				
12/27	at New Orleans	1/1	10	92	9.2	24	1
01/02	at Tennessee	1/1	3	47	15.7	45	0
01/09	NEW ENGLAND	1/1	5	27	5.4	9	1
<b>2021 TOTALS</b>		<b>16/16</b>	<b>104</b>	<b>1015</b>	<b>9.8</b>	<b>57</b>	<b>6</b>



# 94

## CHRISTIAN WILKINS

DEFENSIVE TACKLE // 6-4 // 310 // CLEMSON '19  
 ACQUIRED: D1, '19  
 HOMETOWN: SPRINGFIELD, MASS. // BORN: 12/20/95  
 NFL: THIRD SEASON // DOLPHINS: THIRD SEASON

### NFL CAREER

#### TRANSACTIONS:

- 1st-round pick (13th overall) by Miami in the 2019 NFL Draft.

#### CAREER HIGHLIGHTS:

- Played in 47 career games with 43 starts.
- 192 tackles (107 solo), 8 sacks, 1 interception, 11 passes defended, 1 forced fumble and 3 fumble recoveries.
- 2 receptions for 2 yards (2.0 avg.) and 2 TDs.
- His 89 tackles in 2021 tied for the lead among all NFL defensive linemen. It was a career-high and tied for the most by any defensive lineman since 2013:

#### MOST TACKLES IN A SEASON BY A D-LINEMAN (SINCE 2013)

PLAYER	TM	YR	TKLS
1. <b>CHRISTIAN WILKINS</b>	<b>MIA.</b>	<b>2021</b>	<b>89</b>
Cameron Heyward	Pit.	2021	89
3. Damon Harrison	NYG	2016	86
4. Aaron Donald	LAR	2021	84
5. Cameron Heyward	Pit.	2019	83

- His 89 tackles were the most by a Dolphins defensive lineman since 1993 and the most by any Dolphins defensive tackle since full tackle records began in 1986:

#### MOST TACKLES IN A SEASON BY A DOLPHINS D-LINEMAN (SINCE 1986)

PLAYER	POS	YR	TKLS
1. Jeff Cross	DE	1993	93
2. <b>CHRISTIAN WILKINS</b>	<b>DT</b>	<b>2021</b>	<b>89</b>
3. Marco Coleman	DE	1992	84
4. Larry Jackson	DE	1997	78
5. Davon Godchaux	DT	2019	75
T.J. Turner	DE	1988	75
Tim Bowers	DT	1996	75

- His 56 tackles in 2019 were the most by any rookie defensive lineman in the league that season:

#### 2019 NFL TACKLES LEADERS (ROOKIE DEFENSIVE LINEMEN)

PLAYER	TEAMS	TOT	SOLO	ASST
1. <b>CHRISTIAN WILKINS</b>	<b>MIA.</b>	<b>56</b>	<b>30</b>	<b>26</b>
2. Nick Bosa	SF	47	32	15
3. Maxx Crosby	Oak.	46	35	11
4. Josh Allen	Jax.	44	31	13
5. Ed Oliver	Buf.	43	24	19

- His 56 tackles in 2019 were the 5th-most by an NFL rookie defensive linemen since 2015.

- His 56 tackles in 2019 were tied for the 5th-most by any defensive tackle in the NFL that season:

#### 2019 NFL TACKLES LEADERS (DEFENSIVE TACKLES)

PLAYER	TEAM	TOT	SOLO	ASST
1. Cameron Heyward	Pit.	83	51	32
2. Davon Godchaux	Mia.	75	33	42
3. Grady Jarrett	Atl.	69	38	31
4. Sheldon Richardson	Cle.	62	43	19
5. <b>CHRISTIAN WILKINS</b>	<b>MIA.</b>	<b>56</b>	<b>30</b>	<b>26</b>
6. Tyeler Davison	Atl.	55	26	29

#### 2021 (MIAMI):

- Started all 17 games.
- 89 tackles (49 solo), 4.5 sacks, 3 passes defended, 1 forced fumble and 1 fumble recovery.
- 1 reception for 1 yard and 1 TD.

**AT JACKSONVILLE IN LONDON (10/17):** 3 tackles (2 solo), 1 sack and 1 forced fumble.

- Strip-sacked QB Trevor Lawrence in the 3rd quarter and the fumble was recovered by DT Zach Sieler.

**AT N.Y. JETS (11/21):** 3 tackles (2 solo) and 1 fumble recovery.

- Recovered a QB Joe Flacco fumble forced by S Brandon Jones in the 2nd quarter.

**VS. N.Y. JETS (12/19):** 7 tackles (2 solo) and 1 pass defended; 1 reception for 1 yard and 1 TD.

- Caught a 1-yard TD pass from QB Tua Tagovailoa in the 4th quarter to give Miami a 24-17 lead.

**VS. NEW ENGLAND (1/9):** 7 tackles (6 solo), 1 sack and 1 pass defended.

- Sacked QB Mac Jones for a loss of 8 yards on 3rd-and-4 in the 3rd quarter.

#### 2020 (MIAMI):

- Played in 14 games with 12 starts.
- Spent 2 games on the Reserve/COVID-19 list.
- 47 tackles (28 solo), 1.5 sacks, 1 interception, 5 passes defended and 1 fumble recovery.
- Member of the team's Social Impact Committee.

**AT SAN FRANCISCO (10/11):** 2 tackles (1 solo) and 1 fumble recovery.

- Recovered a QB C.J. Beathard fumble forced by DE Emmanuel Ogbah in the 4th quarter.

**VS. N.Y. JETS (10/18):** 5 tackles (3 solo), 1 sack and 2 passes defended.

- Sacked QB Joe Flacco in the 2nd quarter on 3rd-and-6 for a loss of 8 yards.

**VS. L.A. RAMS (11/1):** 5 tackles (3 solo), 1 interception and 1 pass defended.

- Intercepted QB Jared Goff in the 2nd quarter and returned it 8 yards for his 1st career interception.

#### HONORS:

- Won the Nat Moore Community Service Award as part of the team's Social Impact Committee.

#### 2019 (MIAMI):

- Played in all 16 games with 14 starts.
- 56 tackles (30 solo), 2 sacks and 2 passes defended.
- 1 reception for 1 yard and 1 TD.
- His 56 tackles were the most by any rookie defensive lineman in the league.
- His 56 tackles were the 5th-most by an NFL rookie defensive linemen since 2015.
- His 56 tackles were the 5th-most by any defensive tackle in the NFL.

**VS. N.Y. JETS (11/3):** 5 tackles (3 solo) and 1 sack.

- Sacked QB Sam Darnold on 3rd-and-3 forcing a Jets missed field goal.
- It was his 1st career sack.

**AT CLEVELAND (11/24):** 6 tackles (3 solo).

**VS. CINCINNATI (12/22):** 3 solo tackles and 1 sack; 1 reception for 1 yard and 1 TD.

- Scored a 1-yard TD on Miami's first possession. He caught a pass out of the backfield and recovered his own fumble in the end zone for the score. It was the 1st reception and TD of his career.
- Is the 2nd Dolphins defensive player ever to catch a touchdown (Vern den Herder).
- Is just the 3rd player NFL player in the 2010s decade to catch a TD and record a sack on the same game (Vita Veza and J.J. Watt).
- Sacked QB Andy Dalton in the 3rd quarter.

### BEFORE THE NFL

#### COLLEGE (CLEMSON):

- 4-year letterman (2015-18) and 3-year starter.

**CAREER:** Played in all 59 games with 45 starts; 191 tackles (94 solo), 16 sacks, 16 passes defended, 2 forced fumbles and 4 fumble recoveries; 2 blocked kicks; 4 carries for 13 yards (3.3 avg.) and 2 TDs; 2 receptions for 32 yards (16.0 avg.) and 1 TD.

- Finished his career tied for the most games played in school history (59).
- 1 of 4 players in school history to earn All-American honors in 3 different seasons.

**SENIOR (2018):** Started all 15 games; 50 tackles (26 solo), 6 sacks, 2 passes defended, 1 forced fumble and 2 fumble recoveries; 1 blocked kick; 3 carries for 3 yards (1.0 avg.) and 2 TDs.

- Won the William V. Campbell Trophy (nation's best scholar-athlete) and became the 1st player in school history to win the award.
- Unanimous 1st-team All-American.
- 1st-team All-ACC.
- Finalist for the Chuck Bednarik Award (nation's top defensive player).
- Finalist for the Bronko Nagurski Trophy (best defensive player).
- Finalist for the Outland Trophy (nation's best interior lineman).

- Finalist for the Lombardi Award (based on performance, leadership, character and resiliency).

- Finalist for the Lott IMPACT Trophy (best defensive player in character and performance).
- Finalist for the Senior CLASS Award (most outstanding senior).

- Helped his team win the College Football Playoff National Championship.

- Voted a team captain.

**JUNIOR (2017):** Started all 14 games; 60 tackles (26 solo), 4.5 sacks and 4 passes defended.

- Won the Bill Willis Award (nation's best defensive lineman).

- 1st-team All-American.

- 1st-team All-ACC.

- Served as a team captain.

**SOPHOMORE (2016):** Started all 15 games; 48 tackles (24 solo), 3.5 sacks, 10 passes defended and 2 fumble recoveries; 1 blocked kick; 1 carry for 10 yards; 1 reception for 1 yard and 1 TD.

- 1st-team All-American.

- 2nd-team All-ACC.

- Finalist for the Bronko Nagurski Trophy (nation's best defensive player).

- Helped his team win the College Football Playoff National Championship.

**TRUE FRESHMAN (2015):** Played in all 15 games with 1 start; 33 tackles (18 solo), 2 sacks and 1 forced fumble; 1 reception for 31 yards.

- Freshman All-American.

#### HIGH SCHOOL (SUFFIELD ACADEMY - SUFFIELD, CT.)

- Also lettered in basketball.

**CAREER:** Played in 35 games; 253 tackles, 28.5 sacks and 6 fumble recoveries.

**SENIOR (2014):** 71 tackles, 8 sacks and 4 forced fumbles.

**JUNIOR (2013):** 57 tackles.

**SOPHOMORE (2012):** 12 receptions for 209 yards (17.4 avg.) and 2 TDs.

### OFF THE FIELD

#### COMMUNITY:

**2021:**

- Partnered with Dade County Federal Union to distribute hundreds of Thanksgiving turkeys and meals for South Florida families involved in the Head Start Program for school readiness in low-income households.

**2020:**

- Helped establish the Social Impact Committee to make a difference in civic engagement, education and economic empowerment.
- Rode the 25-mile Fort Lauderdale Ride in the 2020 Dolphins Cancer Challenge.

**2019:**

- In 2019, along with fellow Dolphins rookies, collaborated with Neighbors4Neighbors to sponsor four South Florida families with holiday gifts and game tickets.
- Delivered Thanksgiving meals to local families in need with the Fort Lauderdale Police Department through Football Unites.

- Visited children at Alex's Place at Sylvester Comprehensive Cancer Center.
- Volunteered with Big Brothers Big Sisters of Miami for the Top Golf event through Football Unites.
- Delivered and assembled beds for two South Florida families in need in partnership with Ashley HomeStore.
- Spent time with 80 local youth from the His House Children's Home, a Miami Gardens foster care residential facility, and shopped for back-to-school shoes at DSW Designer Shoe Warehouse.
- Surprised 100 underprivileged kids in South Florida with brand new beds in partnership with Ashley HomeStore and helped host the 3rd annual Hope to Dream Sleepover at the Baptist Health Training Facility.

### PERSONAL:

- **GRADUATE DEGREE:** Athletic leadership.
- **MAJOR:** Communication.

### CHRISTIAN WILKINS' NFL REGULAR SEASON STATS

YEAR	TEAM	GP	GS	TACKLES					INTERCEPTIONS					FUMBLES	
				TOT	SOLO	ASST	SK	YDS	INT	YDS	LG	TD	PD	FF	FR
2019	MIAMI	16	14	56	30	26	2.0	14.0	0	0	0	0	2	0	1
2020	MIAMI	14	12	47	28	19	1.5	10.0	1	8	8	0	5	0	1
2021	MIAMI	17	17	89	49	40	4.5	31.0	0	0	0	0	4	1	1
<b>NFL TOTALS</b>		<b>47</b>	<b>43</b>	<b>192</b>	<b>107</b>	<b>85</b>	<b>8.0</b>	<b>55.0</b>	<b>1</b>	<b>8</b>	<b>8</b>	<b>0</b>	<b>11</b>	<b>1</b>	<b>3</b>

### ADDITIONAL STATS

**Receiving:** 1 for 1 yard and 1 TD in 2019; 1 for 1 yard and 1 TD in 2021.

### SINGLE-GAME CAREER HIGHS

- Tackles:** 11 at Tennessee, 1/2/22
- Sacks:** 1 6 times, last: vs. Carolina, 11/28/21
- Interceptions:** 1 vs. L.A. Rams, 11/1/20
- Passes Defensed:** 2 Twice, last: vs. N.Y. Jets, 10/18/20
- Forced Fumbles:** 1 at Jacksonville in London, 10/17/21
- Fumble Recoveries:** 1 3 times, last: at N.Y. Jets, 11/21/21





# 18

## PRESTON WILLIAMS

WIDE RECEIVER // 6-5 // 220 // COLORADO STATE '19  
ACQUIRED: FA, '19  
HOMETOWN: LOVEJOY, GA. // BORN: 3/27/97  
NFL: THIRD SEASON // DOLPHINS: THIRD SEASON

### NFL CAREER

#### TRANSACTIONS:

- Signed by Miami as an undrafted college free agent on May 9, 2019.

#### CAREER HIGHLIGHTS:

- Played in 24 career games with 17 starts.
- 56 receptions for 787 yards (14.1 avg.) and 7 TDs.
- 1 carry for 7 yards.
- 4 miscellaneous tackles.
- 10 punt returns for 115 yards (11.5 avg.).

#### 2021 (MIAMI):

- Played in 8 games with 3 starts.
- Missed 1 game on the Reserve/COVID-19 list.
- Inactive for 7 games.
- Dressed but did not play in 1 game.
- 6 receptions for 71 yards (11.8 avg.).
- 1 carry for 7 yards.

**AT TAMPA BAY (10/10):** 3 receptions for 60 yards (20.0 avg.); 1 carry for 7 yards.

**VS. ATLANTA (10/24):** 1 reception for 5 yards.

**VS. CAROLINA (11/28):** 1 reception for 4 yards.

#### 2020 (MIAMI):

- Played in 8 games with 7 starts.
- Missed the rest of the season after being placed on injured reserve on Nov. 11, 2020.
- 18 receptions for 288 yards (16.0 avg.) and 4 TDs.
- 2 miscellaneous tackles.

**AT SAN FRANCISCO (10/11):** 4 receptions for 106 yards (26.5 avg.) and 1 TD.

- Caught a 32-yard TD pass from QB Ryan Fitzpatrick in the 3rd quarter to extend Miami's lead to 37-14.

**VS. N.Y. JETS (10/18):** 2 receptions for 18 yards (9.0 avg.) and 1 TD.

- Caught a 3-yard TD pass from QB Ryan Fitzpatrick in the 2nd quarter to extend Miami's lead to 14-0.

**AT ARIZONA (11/8):** 4 receptions for 60 yards (15.0 avg.) and 1 TD.

- Caught a 9-yard TD pass from QB Tua Tagovailoa in the 2nd quarter to extend Miami's lead to 21-14.

#### 2019 (MIAMI):

- Played in 8 games with 7 starts.

- Missed the rest of the season after being placed on injured reserve on Nov. 5.
- 32 receptions for 428 yards (13.4 avg.) and 3 TDs;
- 10 punt returns for 115 yards (11.5 avg.).
- 2 miscellaneous tackles.

**VS. BALTIMORE (9/8):** 3 receptions for 24 yards (8.0 avg.) and 1 TD.

- Caught a 6-yard TD pass from QB Ryan Fitzpatrick in the 2nd quarter.

- Became the 2nd undrafted rookie in team history to score in a season opener (WR Andre Brown, Sept. 10, 1989 vs. Buffalo).
- Made his NFL debut.

**AT BUFFALO (10/20):** 6 receptions for 82 yards (13.7 avg.); 1 punt return for 19 yards.

**VS. N.Y. JETS (11/3):** 5 receptions for 72 yards (14.4 avg.) and 2 TDs; 2 punt returns for 19 yards (9.5 avg.).

- Caught a 12-yard TD pass from QB Ryan Fitzpatrick in the 2nd quarter to tie the game at 7.

- Caught a 5-yard TD pass from QB Ryan Fitzpatrick in the 2nd quarter to put Miami up 21-7.

- Became the 4th Dolphins rookie to catch multiple TDs in a game and 1st since 2014 (Jarvis Landry).

### BEFORE THE NFL

#### COLLEGE (COLORADO STATE):

- 1-year starter (2018).
- Transferred from Tennessee following his sophomore season (2016).

**CAREER:** Played in all 12 games with 10 starts at Colorado State; 96 receptions for 1,345 yards (14.0 avg.) and 14 TDs; 4 carries for 13 yards (3.3 avg.); 6 kickoff returns for 119 yards (19.8 avg.); 2 punt returns for 1 yard (0.5 avg.).

- Played in 15 games with 3 starts at Tennessee; 16 receptions for 247 yards (15.4 avg.) and 2 TDs.

**JUNIOR (2018 AT COLORADO STATE):** Played in all 12 games with 10 starts; 96 receptions for 1,345 yards (14.0 avg.) and 14 TDs; 4 carries for 13 yards (3.3 avg.); 6 kickoff returns for 119 yards (19.8 avg.); 2 punt returns for 1 yard (0.5 avg.).

- 2nd-team All-American.
- 1st-team All-Mountain West.
- His 96 receptions ranked 3rd in FBS and tied for 2nd in single-season school history.
- His 14 receiving TDs were tied for 3rd in FBS and tied for 2nd in single-season school history.

- His 1,345 receiving yards ranked 4th in FBS and 3rd in single-season school history.

**REDSHIRT JUNIOR (2017 AT COLORADO STATE):** Sat out season under NCAA guidelines following transfer.

- Lettered in track and field.
- All-Mountain West in the indoor triple jump.

**SOPHOMORE (2016 AT TENNESSEE):** Played in 7 games with 2 starts; 9 receptions for 89 yards (9.9 avg.).

**TRUE FRESHMAN (2015 AT TENNESSEE):** Played in 8 games with 1 start; 7 receptions for 158 yards (22.6 avg.) and 2 TDs.

### HIGH SCHOOL (LOVEJOY HS – LOVEJOY, GA.)

- Played wide receiver and defensive back.
- Also lettered in track and field.
- Won the state title in the long jump his senior year.

**CAREER:** 99 receptions for 2,318 yards (23.4 avg.) and 27 TDs combined over junior and senior seasons.

### SENIOR (2014):

- 1st-team all-state.

**JUNIOR (2013):** 3 punt return TDs and 2 interceptions returned for TDs.

- 1st-team all-state.
- State offensive player of the year.

## OFF THE FIELD

### COMMUNITY:

#### 2019:

- Along with fellow Dolphins rookies, collaborated with Neighbors4Neighbors to sponsor four South Florida families with holiday gifts and game tickets.
- Volunteered with Feeding South Florida in partnership with Football Unites to pack food for local families.

### PERSONAL:

- **MAJOR:** Theatre.

### PRESTON WILLIAMS' NFL REGULAR SEASON STATS

YEAR	TEAM	GP	GS	RECEIVING					RUSHING				
				REC	YDS	AVG	LG	TD	ATT	YDS	AVG	LG	TD
2019	MIAMI	8	7	32	428	13.4	35	3	0	0	0.0	0	0
2020	MIAMI	8	7	18	288	16.0	47	4	0	0	0.0	0	0
2021	MIAMI	8	3	6	71	11.8	34	0	1	7	7.0	7	0
<b>NFL TOTALS</b>		<b>24</b>	<b>17</b>	<b>56</b>	<b>787</b>	<b>14.1</b>	<b>47</b>	<b>7</b>	<b>1</b>	<b>7</b>	<b>7.0</b>	<b>7</b>	<b>0</b>

### PRESTON WILLIAMS' NFL REGULAR SEASON RETURNING STATS

YEAR	TEAM	KR	KICKOFF RETURN				PUNT RETURN					
			YDS	AVG	LG	TD	PR	FC	YDS	AVG	LG	TD
2019	MIAMI	0	0	0.0	0	0	10	5	115	11.5	21	0
2020	MIAMI	0	0	0.0	0	0	0	0	0	0.0	0	0
2021	MIAMI	0	0	0.0	0	0	0	0	0	0.0	0	0
<b>NFL TOTALS</b>		<b>0</b>	<b>0</b>	<b>0.0</b>	<b>0</b>	<b>0</b>	<b>10</b>	<b>5</b>	<b>115</b>	<b>11.5</b>	<b>21</b>	<b>0</b>

### ADDITIONAL STATS

Miscellaneous Tackles: 2 in 2019, 1 in 2020 for total of 3.

### SINGLE-GAME CAREER HIGHS

**Receptions:** 6 at Buffalo, 10/20/19  
**Receiving Yards:** 106 at San Francisco, 10/11/20  
**Longest Reception:** 47 at San Francisco, 10/11/20  
**Receiving TDs:** 2 vs. N.Y. Jets, 11/3/19

### 100-YARD RECEIVING GAMES (8)

DATE	OPPONENT	REC	YDS	AVG	LG	TD
10/11	at San Francisco	4	106	26.5	47	1

### 2019 GAME-BY-GAME STATS (MIAMI)

DATE	OPPONENT	P/S	REC	YDS	AVG	LG	TD
09/08	BALTIMORE	1/1	3	24	8.0	11	1
09/15	NEW ENGLAND	1/1	4	63	15.8	17	0
09/22	at Dallas	1/1	4	68	17.0	25	0
09/29	L.A. CHARGERS	1/1	4	46	11.5	25	0
10/13	WASHINGTON	1/1	2	31	15.5	21	0
10/20	at Buffalo	1/1	6	82	13.7	35	0
10/28	at Pittsburgh	1/1	4	42	10.5	14	0
11/03	N.Y. JETS	1/0	5	72	14.4	26	2
11/10	at Indianapolis						INJURED RESERVE
11/17	BUFFALO						INJURED RESERVE
11/24	at Cleveland						INJURED RESERVE
12/01	PHILADELPHIA						INJURED RESERVE
12/08	at N.Y. Jets						INJURED RESERVE
12/15	at N.Y. Giants						INJURED RESERVE
12/22	CINCINNATI						INJURED RESERVE
12/29	at New England						INJURED RESERVE
<b>2019 TOTALS</b>		<b>8/7</b>	<b>32</b>	<b>428</b>	<b>13.4</b>	<b>35</b>	<b>3</b>

## 2020 GAME-BY-GAME STATS (MIAMI)

DATE	OPPONENT	P/S	REC	YDS	AVG	LG	TD
09/13	at New England	1/1	2	41	20.5	21	0
09/20	BUFFALO	1/1	1	26	26.0	26	0
09/24	at Jacksonville	1/1	2	7	3.5	4	1
10/04	SEATTLE	1/0	1	15	15.0	15	0
10/11	at San Francisco	1/1	4	106	26.5	47	1
10/18	N.Y. JETS	1/1	2	18	9.0	15	1
11/01	L.A. RAMS	1/1	2	15	7.5	8	0
11/08	at Arizona	1/1	4	60	15.0	35	1
11/15	N.Y. JETS						INJURED RESERVE
11/22	at Denver						INJURED RESERVE
11/29	at N.Y. Jets						INJURED RESERVE
12/06	CINCINNATI						INJURED RESERVE
12/13	KANSAS CITY						INJURED RESERVE
12/20	NEW ENGLAND						INJURED RESERVE
TBD	at Las Vegas						INJURED RESERVE
01/03	at Buffalo						INJURED RESERVE
<b>2020 TOTALS</b>		<b>8/7</b>	<b>18</b>	<b>288</b>	<b>16.0</b>	<b>47</b>	<b>4</b>

## 2021 GAME-BY-GAME STATS (MIAMI)

DATE	OPPONENT	P/S	REC	YDS	AVG	LG	TD
09/12	at New England						INACTIVE
09/19	BUFFALO	1/0	1	2	2.0	2	0
09/26	at Las Vegas						INACTIVE
10/03	INDIANAPOLIS						INACTIVE
10/10	at Tampa Bay	1/1	3	60	20.0	34	0
10/17	at Jacksonville						INACTIVE
10/24	ATLANTA	1/1	1	5	5.0	5	0
10/31	at Buffalo						INACTIVE
11/07	HOUSTON						INACTIVE
11/11	BALTIMORE	1/1	0	0	0.0	-	0
11/21	at N.Y. Jets	1/0	0	0	0.0	-	0
11/28	CAROLINA	1/0	1	4	4.0	4	0
12/05	N.Y. GIANTS	1/0	0	0	0.0	-	0
12/19	N.Y. JETS	1/0	0	0	0.0	-	0
12/27	at New Orleans						DID NOT PLAY
01/02	at Tennessee						RESERVE/COVID-19
01/09	NEW ENGLAND						INACTIVE
<b>2021 TOTALS</b>		<b>8/3</b>	<b>6</b>	<b>71</b>	<b>11.8</b>	<b>34</b>	<b>0</b>



# 6

## TRILL WILLIAMS

CORNERBACK // 6-1 // 205 // SYRACUSE '21  
 ACQUIRED: WAI., '21 (NO)  
 HOMETOWN: YONKERS, N.Y. // BORN: 12/29/99  
 NFL: ROOKIE SEASON // DOLPHINS: ROOKIE SEASON

### NFL CAREER

#### TRANSACTIONS:

- Awarded off waivers to Miami on May 17, 2021.
- Waived/failed physical by New Orleans on May 14, 2021.
- Signed by New Orleans as an undrafted college free agent on May 11, 2021.

#### CAREER HIGHLIGHTS:

- Played in 1 career game.

#### 2021 (MIAMI):

- Played in 1 game.
- Inactive for 12 games.
- Dressed but did not play in 4 games.

- VS. NEW ENGLAND (1/9):** Played but did not record any stats.
- Made his NFL debut.

### BEFORE THE NFL

#### COLLEGE (SYRACUSE):

- 3-year letterman (2018-20) and 1-year starter.

**CAREER:** Played in 28 games with 15 starts; 93 tackles (65 solo), 4 interceptions, 10 passes defended, 3 forced fumbles and 1 fumble recovery; 1 interception return for a TD; 1 fumble return for a TD; 1 blocked punt return for a TD.

**JUNIOR (2020):** Played in 5 games with 4 starts; 24 tackles (15 solo), 1 interception and 5 passes defended; 1 interception return for a TD.

**SOPHOMORE (2019):** Played in 11 games with 7 starts; 38 tackles (25 solo), 1 interception, 3 passes defended, 3 forced fumbles and 1 fumble recovery; 1 fumble return for a TD.

**TRUE FRESHMAN (2018):** Played in 12 games with 4 starts; 31 tackles (25 solo), 2 interceptions and 2 passes defended; 1 blocked punt return for a TD.

#### HIGH SCHOOL (ARCHBISHOP STEPINAC HS - WHITE PLAINS, N.Y.)

- Also played running back and wide receiver.
- Also lettered in basketball and track.

**SENIOR (2017):** 46 tackles, 5 interceptions and 19 passes defended; 317 rushing yards, 217 receiving yards and 11 TDs; 7 punt returns for 138 yards (19.7 avg.).

- 1st-team all-state.
- League Defensive Player of the Year.
- Team captain.
- Helped his team win a state championship.

### OFF THE FIELD

#### COMMUNITY:

##### 2021:


- Along with fellow Dolphins rookies, teamed up with Neighbors4Neighbors to provide South Florida families with holiday gifts.

#### PERSONAL:

- **MAJOR:** Communication and rhetorical studies.

### TRILL WILLIAMS' NFL REGULAR SEASON STATS

YEAR	TEAM	GP	GS	TACKLES					INTERCEPTIONS					FUMBLES		
				TOT	SOLO	ASST	SK	YDS	INT	YDS	LG	TD	PD	FF	FR	
2021	MIAMI	1	0	0	0	0	0.0	0	0	0	-	0	0	0	0	0
<b>NFL TOTALS</b>		<b>1</b>	<b>0</b>	<b>0</b>	<b>0</b>	<b>0</b>	<b>0.0</b>	<b>0</b>	<b>0</b>	<b>0</b>	<b>-</b>	<b>0</b>	<b>0</b>	<b>0</b>	<b>0</b>	<b>0</b>



# 2

## ALBERT WILSON

WIDE RECEIVER // 5-9 // 195 // GEORGIA STATE '14  
ACQUIRED: UFA, '18 (KC)  
HOMETOWN: FORT PIERCE, FLA. // BORN: 7/12/92  
NFL: SEVENTH SEASON // DOLPHINS: THIRD SEASON

### NFL CAREER

#### TRANSACTIONS:

- Signed by Miami as an unrestricted free agent from Kansas City on March 15, 2018.
- Signed by Kansas City as an undrafted college free agent on May 12, 2014.

#### CAREER HONORS:

- 2019 Dolphins Ed Block Courage Award.
- AFC Offensive Player of the Week (vs. Chicago, 10/14/18).

#### CAREER HIGHLIGHTS:

- Played in 89 career games with 38 starts.
- 218 receptions for 2,499 yards (11.5 avg.) and 12 TDs.
- 27 carries for 160 yards (5.9 avg.) and 1 TD.
- 2-of-4 passing (50.0 pct.) for 72 yards and 1 TD and a QB rating of 135.4.
- 3 kickoff returns for 52 yards (17.3 avg.).
- 8 special teams tackles (6 solo) and 1 forced fumble.
- In 2018, his 12.9 yards after catch average was 2nd in the NFL (min. 20 receptions).
- In 2018, his 11.2 yards per target average was 5th in the NFL (min. 30 targets).

#### 2021 (MIAMI):

- Played in 14 games with 5 starts.
- Missed 1 game on the Reserve/COVID-19 List.
- Inactive for 1 game.
- Dressed but did not play in 1 game.
- 25 receptions for 213 yards (8.5 avg.).
- 4 carries for 17 yards (4.3 avg.).
- 0-of-1 passing for 0 yards.

**VS. BALTIMORE (11/11):** 4 receptions for 87 yards (21.8 avg.); 2 carries for 19 yards (9.5 avg.).

**VS. CAROLINA (11/28):** 5 receptions for 17 yards (3.4 avg.).

**VS. N.Y. GIANTS (12/5):** 4 receptions for 26 yards (6.5 avg.).

#### 2020 (MIAMI):

- Opted out of the 2020 season.

#### 2019 (MIAMI):

- Played in 13 games with 4 starts.

- Inactive for 3 games.
- 43 receptions for 351 yards (8.2 avg.) and 1 TD.
- 5 carries for 45 yards (9.0 avg.).
- Completed 1-of-2 passes for 20 yards (50.0 pct.) and a QB rating of 85.4.

**AT PITTSBURGH (10/28):** 1 reception for 5 yards and 1 TD.

- Scored on a 5-yard TD pass from QB Ryan Fitzpatrick in the 1st quarter.

**VS. CINCINNATI (12/22):** 7 receptions for 79 yards (11.3 avg.); 1 carry for 9 yards.

**AT NEW ENGLAND (12/29):** 5 receptions for 59 yards (11.8 avg.); Completed 1-of-2 passes (50 pct.) for 20 yards and a QB rating of 85.4.

#### HONORS:

- Dolphins Ed Block Courage Award winner.

#### 2018 (MIAMI):

- Played in 7 games with 3 starts.
- 26 receptions for 391 yards (15.0 avg.) and 4 TDs; 8 carries for 16 yards (2.0 avg.); 1-of-1 passes for 52 yards (52.0 avg.) and 1 TD.
- 2 special teams tackles (1 solo).
- His 12.9 yards after catch average was 2nd in the NFL (min. 20 receptions).
- His 11.2 yards per target average was 5th in the NFL (min. 30 targets).
- Missed the rest of the season after being placed on injured reserve on Oct. 24.

**AT N.Y. JETS (9/16):** 3 receptions for 37 yards (12.3 avg.) and 1 TD.

- Caught a 29-yard TD pass in the 2nd quarter to put the Dolphins up 14-0. It was his first TD catch as a member of the Dolphins.

**VS. OAKLAND (9/23):** 2 receptions for 74 yards (37.0 avg.) and 1 TD; Completed 1-of-1 passes for 52 yards (52.0 avg.) and 1 TD.

- Threw a 52-yard TD pass to WR Jakeem Grant in the 4th quarter to put Miami up 21-17.
- It was the 1st pass attempt and completion of his career and the longest TD pass by a non-quarterback in Dolphins history.
- Caught a 74-yard TD pass from QB Ryan Tannehill with 2:00 remaining in the game to extend Miami's lead 28-17.
- Became the 1st Dolphins player to throw and catch a touchdown pass in the same game since WR Mark Clayton threw a 48-yard touchdown pass to WR Mark Duper and caught a 14-yard

touchdown pass from QB Dan Marino against Buffalo in 1983.

- Became the 4th player in NFL history to record a passing and receiving touchdown of 50+ yards in the same game and 1st since WR David Patten (NE) in 2001.

**VS. CHICAGO (10/14):** 6 receptions for 155 yards (25.8 avg.) and 2 TDs; 1 carry for -5 yards (-5.0 avg.).

- Scored on a 43-yard TD pass from QB Brock Osweiler to tie the game at 21 with 9:08 remain in the 4th quarter.
- Caught a 75 yard TD pass to tie the game at 28 with 3:01 remaining in the 4th quarter.
- His 150 receiving yards in the 4th quarter were the third-most in the 4th quarter of an NFL game since 1991.

#### HONORS:

- AFC Offensive Player of the Week (vs. Chicago, 10/14).

#### 2017 (KANSAS CITY):

- Played in 13 games with 7 starts.
- Inactive for 3 games.
- 42 receptions for 554 yards (13.2 avg.) and 3 TDs; 3 carries for 6 yards (2.0 avg.).

**AT OAKLAND (10/19):** 1 reception for 63 yards and 1 TD.

- Caught a 63-yard TD pass from QB Alex Smith to give the Chiefs a 3rd-quarter lead.

**VS. BUFFALO (11/26):** 3 receptions for 36 yards (12.0 avg.) and 1 TD.

- Reeled in a 19-yard TD pass on the team's opening possession of the 2nd half.

**AT DENVER (12/31):** 10 receptions for 147 yards (14.7 avg.).

- It was the 1st 100-yard game of his career.

#### POSTSEASON:

**AFC WILD CARD VS. TENNESSEE (1/6):** 2 receptions for 26 yards (13.0 avg.).

#### 2016 (KANSAS CITY):

- Played in all 16 games with 5 starts.
- 31 receptions for 279 yards (9.0 avg.) and 2 TDs; 2 carries for 50 yards (25.0 avg.) and 1 TD.

**AT PITTSBURGH (10/2):** 5 receptions for 52 yards (10.4 avg.).

**VS. JACKSONVILLE (11/6):** 3 receptions for 42 yards (14.0 avg.) and 1 TD.

- Caught a 23-yard TD pass from QB Nick Foles to give his team a 1st quarter lead.

**AT ATLANTA (12/4):** 4 receptions for 48 yards (12.0 avg.); 1 carry for 55 yards and 1 TD.

- Scored on a 55-yard carry in the 3rd quarter for his 1st career rushing TD.

#### POSTSEASON:

**AFC DIVISIONAL VS. PITTSBURGH (1/15):** 2 receptions for 3 yards (1.5 avg.) and 1 TD.

- Caught a 5-yard TD pass from QB Alex Smith in the 1st quarter to give Kansas City an early lead.

#### 2015 (KANSAS CITY):

- Played in 14 games with 12 starts.
- Inactive for 2 games.
- 35 receptions for 451 yards (12.9 avg.) and 2 TDs;

5 carries for 26 yards (5.2 avg.).

**AT MINNESOTA (10/18):** 3 receptions for 57 yards (19.0 avg.) and 1 TD.

- Caught a 42-yard TD pass from QB Alex Smith in the 4th quarter to make it a 1 score game.
- It was the first TD reception of his career.

**VS. PITTSBURGH (10/25):** 3 receptions for 71 yards (23.7 avg.).

**VS. SAN DIEGO (12/13):** 4 receptions for 87 yards (21.8 avg.) and 1 TD.

- Caught a 44-yard TD pass from QB Alex Smith that would ultimately be the deciding score in the victory.

#### POSTSEASON:

**AFC WILD CARD AT HOUSTON (1/9):** 2 receptions for 9 yards (4.5 avg.).

**AFC DIVISIONAL AT NEW ENGLAND (1/16):** 5 receptions for 57 yards (11.4 avg.) and 1 TD.

- Caught a 10-yard TD pass from Smith to make it a 1-score game in the 3rd quarter.

#### 2014 (KANSAS CITY):

- Played in 12 games with 2 starts.
- Inactive for 4 games.
- 16 receptions for 260 yards (16.3 avg.).

**VS. TENNESSEE (9/7):** Played but did not record any stats.

- Made his NFL debut.

**AT ARIZONA (12/7):** 4 receptions for 53 yards (13.3 avg.).

- Made his first NFL start.

**AT PITTSBURGH (12/21):** 5 receptions for 87 yards (17.4 avg.).

### BEFORE THE NFL

#### COLLEGE (GEORGIA STATE):

- 4-year letterman (2010-13) and 3-year starter.

**CAREER:** Played in 42 games with 29 starts; 175 receptions for 3,190 yards (18.2 avg.) and 23 TDs; 47 carries for 331 yards (7.0 avg.) and 1 TD; 95 kickoff returns for 2,328 yards (24.5 avg.) and 2 TDs; 41 punt returns for 374 yards (9.1 avg.); 0-for-2 passing.

- Left as the school's all-time leader in nearly every receiving category, including receptions (175), receiving yards (3,190) and receiving TDs (23).

- His career total of 6,235 all-purpose yards ranked among the top 30 in NCAA history when he left school.

- Left Georgia State as the school's all-time leading scorer with 26 TDs and 156 points.

- Also left school as the program's all-time leader in kickoff returns (95), kickoff return yards (2,338), punt returns (41) and punt return yards (376).

- Became the 1st player in school history to be invited to the NFL Scouting Combine.

**SENIOR (2013):** Started all 12 games; 71 receptions for 1,177 yards (16.6 avg.) and 8 TDs; 24 carries for 251 yards (10.5 avg.) and 1 TD; 31 kickoff returns for 720 yards (23.2 avg.); 15 punt returns for 125 yards (8.3 avg.).

- 1st-team All-Sun Belt at wide receiver and 2nd-team All-Sun Belt as an all-purpose player.

- His 190.2 all-purpose yards per game was 2nd in

FBS.

- His 98.1 receiving yards per game led the Sun Belt and his 5.9 receptions per game were 2nd.
- Set single-season school records in receptions (71), receiving yards (1,177), receiving TDs (8) and all-purpose yards (2,283).
- Honorable mention All-American.
- Team captain.

**JUNIOR (2012):** Played in all 11 games with 10 starts; 48 receptions for 947 yards (19.7 avg.) and 7 TDs; 8 carries for 18 yards (2.3 avg.); 29 kickoff returns for 751 yards (25.9 avg.) and 1 TD; 10 punt returns for 94 yards (9.4 avg.).

- His 164.5 all-purpose yards per game led the CAA and his 86.1 receiving yards per game were 4th in the conference.
- CAA Co-Special Teams Player of the Year.
- 1st-team All-CAA at kickoff returner and 3rd-team All-CAA at wide receiver.
- Team co-MVP for offense and MVP for special teams.

**SOPHOMORE (2011):** Played in 9 games with 7 starts; 37 receptions for 772 yards (20.9 avg.) and 6 TDs; 4 carries for 44 yards (11.0 avg.); 13 kickoff returns for 239 yards (18.4 avg.); 13 punt returns for 155 yards (11.9 avg.).

- His 11.9 punt return average was 8th in FCS and his 85.8 receiving yards per game were 20th.

**TRUE FRESHMAN (2010):** Played in 10 games; 19 receptions for 294 yards (15.5 avg.) and 2 TDs; 11 carries for 18 yards (1.6 avg.); 22 kickoff returns for 618 yards (28.1 avg.) and 1 TD; 3 punt returns for 2 yards (0.7 avg.).

- Team MVP on special teams.

**HIGH SCHOOL (PORT ST. LUCIE HS - PORT ST. LUCIE, FLA.)**

- Played quarterback and defense.

**SENIOR (2009):** 1,029 passing yards and 9 TDs; 824 rushing yards and 11 TDs; 81 receiving yards; 132 interception return yards; 565 kickoff/punt return yards.

- All-Area Offensive Player of the Year.

**COMMUNITY:**

- Annually hosts a back-to-school drive and free youth football camp in his hometown of Fort Pierce.

**2021:**

- Partnered with the North Miami Beach Police Athletic League (PAL) to holiday shop for a local South Florida family.
- Volunteered at the Miami Dolphins Food Relief Program Thanksgiving meal distribution with Feeding South Florida to provide 1,000 meal boxes to South Florida families.

**2019:**

- In 2019, participated in a police ride along with the North Miami Police Athletic League through Football Unites.
- Distributed 150 turkeys through his Albert Wilson Foundation to families in need in his hometown of Port St. Lucie.
- Started the Albert Wilson Foundation to enhance the lives of youth in foster care and underserved communities.
- Served as a mentor with Big Brothers, Big Sisters of Kansas City.
- Partnered with St. Lucie County Public Schools to promote higher learning and academic excellence.
- Partnered with Chiefs WR Chris Conley to donate \$100 per catch in the 2017 season to benefit the Catch A Break program that provides teenage boys in foster care with vouchers to purchase school clothes and shoes.

**PERSONAL:**

- **MAJOR:** Sociology.

**ALBERT WILSON'S NFL REGULAR SEASON STATS**

YEAR	TEAM	GP	GS	RECEIVING					RUSHING					
				REC	YDS	AVG	LG	TD	ATT	YDS	AVG	LG	TD	
2014	KANSAS CITY	12	2	16	260	16.3	48	0	0	0	0.0	0	0	
2015	KANSAS CITY	14	12	35	451	12.9	44t	2	5	26	5.2	8	0	
2016	KANSAS CITY	16	5	31	279	9.0	42	2	2	50	25.0	55t	1	
2017	KANSAS CITY	13	7	42	554	13.2	63t	3	3	6	2.0	6	0	
2018	MIAMI	7	3	26	391	15.0	75t	4	8	16	2.0	5	0	
2019	MIAMI	13	4	43	351	8.2	35	1	5	45	9.0	28	0	
2020	MIAMI			OPTED OUT										
2021	MIAMI	14	5	25	213	8.5	64	0	4	17	4.3	14	0	
<b>NFL TOTALS</b>		<b>89</b>	<b>38</b>	<b>218</b>	<b>2499</b>	<b>11.5</b>	<b>75t</b>	<b>12</b>	<b>27</b>	<b>160</b>	<b>5.9</b>	<b>55t</b>	<b>1</b>	

**ALBERT WILSON'S NFL PLAYOFF STATS**

YEAR	TEAM	GP	GS	RECEIVING					RUSHING				
				REC	YDS	AVG	LG	TD	ATT	YDS	AVG	LG	TD
2015	KANSAS CITY	2	2	7	66	9.4	19	1	2	11	5.5	9	0
2016	KANSAS CITY	1	1	2	3	1.5	5t	1	0	0	0.0	0	0
2017	KANSAS CITY	1	1	2	26	13.0	18	0	0	0	0.0	0	0
<b>PLAYOFF TOTALS</b>		<b>4</b>	<b>4</b>	<b>11</b>	<b>95</b>	<b>8.6</b>	<b>19</b>	<b>2</b>	<b>2</b>	<b>11</b>	<b>5.5</b>	<b>9</b>	<b>0</b>

## ADDITIONAL STATS

**Passing:** (Miami) 1-for-1 (100.0 pct.) for 52 yards and 1 TD in 2018. 0-for-1 (0.0 pct.) for 0 yards in 2021.

**Kickoff Returns:** (Kansas City) 1 for 21 yards in 2014, 1 for 13 yards in 2016, 1 for 18 yards in 2017 for total of 3 for 52 yards (17.3 avg.).

**Special Teams Tackles:** (Kansas City) 3 in 2014, 1 in 2015, 2 in 2016, (Miami) 2 in 2018 for total of 8 (P-1).

**Miscellaneous Tackles:** (Kansas City) 3 in 2016, 1 in 2017, (Miami) 1 in 2018 for total of 5.

**Special Teams Forced Fumbles:** (Kansas City) 1 in 2014.

## SINGLE-GAME CAREER HIGHS

**Receptions:** 10 at Denver, 12/31/17  
**Receiving Yards:** 155 vs. Chicago, 10/14/18  
**Longest Reception:** 75t vs. Chicago, 10/14/18  
**Receiving TDs:** 1 11 times, last: at Pittsburgh, 10/28/19

## 100-YARD RECEIVING GAMES (2)

DATE	OPPONENT	REC	YDS	AVG	LG	TD
12/31/17	at Denver	10	147	14.7	24	0
10/14/18	vs. Chicago	6	155	25.8	75t	2

## 2014 GAME-BY-GAME STATS (KANSAS CITY)

DATE	OPPONENT	P/S	REC	YDS	AVG	LG	TD
09/07	TENNESSEE	1/0	0	0	0.0	-	0
09/14	at Denver					INACTIVE	
09/21	at Miami					INACTIVE	
09/29	NEW ENGLAND					INACTIVE	
10/5	at San Francisco					INACTIVE	
10/19	at San Diego	1/0	1	11	11.0	11	0
10/26	ST. LOUIS	1/0	0	0	0.0	-	0
11/02	N.Y. JETS	1/0	1	13	13.0	13	0
11/09	at Buffalo	1/0	0	0	0.0	-	0
11/16	SEATTLE	1/0	0	0	0.0	-	0
11/20	at Oakland	1/0	2	27	13.5	23	0
11/30	DENVER	1/0	0	0	0.0	-	0
12/07	at Arizona	1/1	4	53	13.3	22	0
12/14	OAKLAND	1/0	3	69	23.0	48	0
12/21	at Pittsburgh	1/1	5	87	17.4	33	0
12/28	SAN DIEGO	1/0	0	0	0.0	-	0
<b>2014 TOTALS</b>		<b>12/2</b>	<b>16</b>	<b>260</b>	<b>16.3</b>	<b>48</b>	<b>0</b>

## 2015 GAME-BY-GAME STATS (KANSAS CITY)

DATE	OPPONENT	P/S	REC	YDS	AVG	LG	TD
09/13	at Houston	1/1	3	25	8.3	13	0
09/17	DENVER	1/1	0	0	0.0	-	0
09/28	at Green Bay	1/0	0	0	0.0	-	0
10/4	at Cincinnati					INACTIVE	
10/11	CHICAGO					INACTIVE	
10/18	at Minnesota	1/0	3	57	19.0	42t	1
10/25	PITTSBURGH	1/1	3	71	23.7	40	0
11/01	DETROIT	1/1	3	12	4.0	6	0
11/15	at Denver	1/1	1	16	16.0	16	0
11/22	at San Diego	1/1	4	56	14.0	27	0
11/29	BUFFALO	1/1	3	25	8.3	16	0
12/06	at Oakland	1/1	1	17	17.0	17	0
12/13	SAN DIEGO	1/1	4	87	21.8	44t	1
12/20	at Baltimore	1/1	4	27	6.8	11	0
12/27	CLEVELAND	1/1	3	34	11.3	19	0
01/03	OAKLAND	1/1	3	24	8.0	14	0
<b>2015 TOTALS</b>		<b>14/12</b>	<b>35</b>	<b>451</b>	<b>12.9</b>	<b>44t</b>	<b>2</b>

DATE	OPPONENT	P/S	REC	YDS	AVG	LG	TD
01/09	at Houston*	1/1	2	9	4.5	6	0
01/16	at New England**	1/1	5	57	11.4	19	1
<b>PLAYOFF TOTALS</b>		<b>2/2</b>	<b>7</b>	<b>66</b>	<b>9.4</b>	<b>19</b>	<b>1</b>

\* AFC Wild Card game

\*\* AFC Divisional game

## 2016 GAME-BY-GAME STATS (KANSAS CITY)

DATE	OPPONENT	P/S	REC	YDS	AVG	LG	TD
09/11	SAN DIEGO	1/1	3	1	0.3	3	0
09/18	at Houston	1/0	2	11	5.5	7	0
09/25	N.Y. JETS	1/0	0	0	0.0	-	0
10/02	at Pittsburgh	1/0	5	52	10.4	17	0
10/16	at Oakland	1/0	1	26	26.0	26	0
10/23	NEW ORLEANS	1/0	1	4	4.0	4	0
10/30	at Indianapolis	1/1	0	0	0.0	-	0
11/06	JACKSONVILLE	1/0	3	42	14.0	23t	1
11/13	at Carolina	1/1	4	25	6.3	10	0
11/20	TAMPA BAY	1/1	4	19	4.8	7	1
11/27	at Denver	1/0	2	6	3.0	4	0
12/04	at Atlanta	1/1	4	48	12.0	21	0
12/08	OAKLAND	1/0	0	0	0.0	-	0
12/18	TENNESSEE	1/0	0	0	0.0	-	0
12/25	DENVER	1/0	1	3	3.0	3	0
01/01	at San Diego	1/0	1	42	42.0	42	0
<b>2016 TOTALS</b>		<b>16/5</b>	<b>31</b>	<b>279</b>	<b>9.0</b>	<b>42</b>	<b>2</b>

DATE	OPPONENT	P/S	REC	YDS	AVG	LG	TD
01/08	PITTSBURGH*	1/1	2	3	1.5	5t	1

\* AFC Divisional game



## 2017 GAME-BY-GAME STATS (KANSAS CITY)

DATE	OPPONENT	P/S	REC	YDS	AVG	LG	TD
09/07	at New England	1/0	5	37	7.4	13	0
09/17	PHILADELPHIA	1/0	2	22	11.0	12	0
09/24	at L.A. Chargers	1/0	3	18	6.0	11	1
10/02	WASHINGTON	1/1	4	63	15.8	37	0
10/08	at Houston	1/1	2	18	9.0	12	0
11/15	PITTSBURGH						
10/19	at Oakland	1/0	1	63	63.0	63t	1
10/30	DENVER	1/0	0	0	0.0	-	0
11/5	at Dallas						
11/19	at N.Y. Giants						
11/26	BUFFALO	1/1	3	36	12.0	19t	1
12/03	at N.Y. Jets	1/1	3	27	9.0	11	0
12/10	OAKLAND	1/1	5	72	14.4	36	0
12/16	L.A. CHARGERS	1/1	1	15	15.0	15	0
12/24	MIAMI	1/1	3	36	12.0	13	0
12/31	at Denver	1/0	10	147	14.7	24	0
<b>2016 TOTALS</b>		<b>13/7</b>	<b>42</b>	<b>554</b>	<b>13.2</b>	<b>63t</b>	<b>3</b>

DATE	OPPONENT	P/S	REC	YDS	AVG	LG	TD
01/08	TENNESSEE*	1/1	2	26	13.0	18	0

\* AFC Wild Card game

## 2018 GAME-BY-GAME STATS (MIAMI)

DATE	OPPONENT	P/S	REC	YDS	AVG	LG	TD
09/09	TENNESSEE	1/0	3	31	10.3	21	0
09/16	at N.Y. Jets	1/0	3	37	12.3	29t	1
09/23	OAKLAND	1/0	2	74	37.0	74t	1
09/30	at New England	1/1	4	19	4.8	13	0
10/07	at Cincinnati	1/0	5	43	8.6	16	0
10/14	CHICAGO	1/1	6	155	25.8	75t	2
10/21	DETROIT	1/1	3	32	10.7	25	0
10/25	at Houston						
11/04	N.Y. JETS						
11/11	at Green Bay						
11/25	at Indianapolis						
12/02	BUFFALO						
12/09	NEW ENGLAND						
12/16	at Minnesota						
TBD	JACKSONVILLE						
12/30	at Buffalo						
<b>2018 TOTALS</b>		<b>7/3</b>	<b>26</b>	<b>391</b>	<b>15.0</b>	<b>75t</b>	<b>4</b>

## 2019 GAME-BY-GAME STATS (MIAMI)

DATE	OPPONENT	P/S	REC	YDS	AVG	LG	TD
09/08	BALTIMORE	1/0	2	13	6.5	12	0
09/15	NEW ENGLAND						
09/22	at Dallas						
09/29	L.A. CHARGERS						
10/13	WASHINGTON	1/0	5	15	3.0	8	0
10/20	at Buffalo	1/1	1	22	22.0	22	0
10/28	at Pittsburgh	1/0	1	5	5.0	5t	1
11/03	N.Y. JETS	1/0	1	3	3.0	3	0
11/10	at Indianapolis	1/0	1	0	0.0	0	0
11/17	BUFFALO	1/0	3	26	8.7	13	0
11/24	at Cleveland	1/1	6	33	5.5	16	0
12/01	PHILADELPHIA	1/0	5	32	6.4	13	0
12/08	at N.Y. Jets	1/0	1	5	5.0	5	0
12/15	at N.Y. Giants	1/1	5	59	11.8	21	0
12/22	CINCINNATI	1/0	7	79	11.3	35	0
12/29	at New England	1/1	5	59	11.8	24	0
<b>2019 TOTALS</b>		<b>13/4</b>	<b>43</b>	<b>351</b>	<b>8.2</b>	<b>35</b>	<b>1</b>

## 2021 GAME-BY-GAME STATS (MIAMI)


DATE	OPPONENT	P/S	REC	YDS	AVG	LG	TD
09/12	at New England	1/0	0	0	0.0	-	0
09/19	BUFFALO	1/0	4	20	5.0	6	0
09/26	at Las Vegas						
10/03	INDIANAPOLIS	1/0	1	11	11.0	11	0
10/10	at Tampa Bay	1/0	0	0	0.0	-	0
10/17	at Jacksonville	1/0	2	14	7.0	12	0
10/24	at ATLANTA	1/0	0	0	0.0	-	0
10/31	at Buffalo	1/0	0	0	0.0	-	0
11/07	HOUSTON	1/0	1	11	11.0	11	0
11/11	BALTIMORE	1/1	4	87	21.8	64	0
11/21	at N.Y. Jets	1/1	3	18	6.0	9	0
11/28	CAROLINA	1/1	5	17	3.4	6	0
12/05	N.Y. GIANTS	1/1	4	26	6.5	13	0
TBD	N.Y. JETS	1/1	1	9	9.0	9	0
12/27	at New Orleans						
01/02	at Tennessee						
01/09	NEW ENGLAND	1/0	0	0	0.0	-	0
<b>2021 TOTALS</b>		<b>13/5</b>	<b>25</b>	<b>213</b>	<b>8.5</b>	<b>64</b>	<b>0</b>



## PRACTICE SQUAD



**DAMON ARNETTE**  
#10 • Cornerback



**ANDREW BILLINGS**  
#93 • Defensive Tackle



**CODY CORE**  
#19 • Wide Receiver



**JAVARIS DAVIS**  
#38 • Cornerback



**GERRID DOAKS**  
#23 • Running Back



**RODERICK JOHNSON**  
#72 • Tackle



**BENITO JONES**  
#95 • Defensive Tackle



**TOMMYLEE LEWIS**  
#85 • Wide Receiver




**JAKE LUTON**  
#4 • Quarterback



**WYNTON McMANIS**  
#48 • Linebacker



**KIRK MERRITT**  
#83 • Wide Receiver



**CHRIS MILTON**  
#35 • Defensive Back



**ADAM PANKEY**  
#78 • Tackle



**SPENCER PULLEY**  
#71 • Center



**DURVAL QUEIROZ NETO**  
#69 • Guard



**JORDAN SCARLETT**  
#22 • Running Back



**KION SMITH**  
#76 • Tackle



**CAMERON TOM**  
#64 • Center



# HISTORY & RECORDS



## INDIVIDUAL RECORDS

The following individual records relate solely to service with the Miami Dolphins. They include National Football League regular-season statistics only – with the exception of those single-game records marked by “\*” or “\*\*.”

\*Playoff game    \*\*Super Bowl

1966-77: 14 games    1983-86: 16 games    1978-81: 16 games    1987: 15 games    1982: 9 games    1988-2020: 16 games    2021-Present: 17 games

### SERVICE

#### MOST SEASONS

17	Dan Marino (1983-99)
15	Bob Kuechenberg (1970-84)
14	Bob Griese (1967-80)
14	Don Strock (1974-87)
14	John Denney (2005-18)
13	Nat Moore (1974-86)
13	Jason Taylor (1997-2007, 2009, 2011)
12	Larry Little (1969-80)
12	Ed Newman (1973-84)
12	Bruce Hardy (1978-89)
12	Jim Jensen (1981-92)
12	Zach Thomas (1996-2007)

#### MOST GAMES PLAYED

242	Dan Marino (1983-99)
224	John Denney (2005-18)
204	Jason Taylor (1997-2007, 2009, 2011)
196	Bob Kuechenberg (1970-84)
183	Nat Moore (1974-86)
168	Zach Thomas (1996-2007)
167	Ed Newman (1973-85)
166	Vern Den Herder (1971-82)
164	Jim Jensen (1981-92)
164	Richmond Webb (1990-00)
163	Don Strock (1974-87)
161	Bob Griese (1967-80)
159	Larry Little (1969-80)
157	Tim Bowens (1994-04)
156	Tim Ruddy (1994-03)
155	Olindo Mare (1997-2006)
151	Bruce Hardy (1978-89)

#### MOST CONSECUTIVE GAMES PLAYED

224	John Denney (1st in 2005 through 16th in 2018)
130	Jason Taylor (15th in 1999 through 16th in 2007)
128	Jim Langer (10th in 1970 through 9th in 1979)
128	Brandon Fields (1st in 2007 through 16th in 2014)
127	Garó Yepremian (2nd in 1970 through 16th in 1978)
125	Bob Baumhower (1st in 1977 through 14th in 1984)
118	Richmond Webb (3rd in 1991 through 8th in 1998)
116	Olindo Mare (1st in 1997 through 4th in 2004)
107	Dwight Stephenson (1st in 1980 through 2nd in 1987)
104	Jeff Cross (1st in 1988 through 8th in 1994)
104	Tim Bowens (1st in 1994 through 8th in 2000)
104	Vernon Carey (4th in 2004 through 12th in 2010)

#### MOST STARTS

240	Dan Marino (1983-99)
186	Jason Taylor (1997-2007, 2009, 2011)
176	Bob Kuechenberg (1970-84)
168	Zach Thomas (1996-2007)
162	Richmond Webb (1990-2000)
155	Tim Bowens (1994-04)
152	Bob Griese (1967-80)
152	Larry Little (1969-80)
144	Vern Den Herder (1971-82)
140	Tim Ruddy (1994-2003)

#### MOST CONSECUTIVE STARTS

130	Jason Taylor (15th in 1999 through 16th in 2007)
118	Richmond Webb (3rd in 1991 through 8th in 1998)
109	Jim Langer (1st in 1972 through 9th in 1979)
95	Dan Marino (6th in 1987 through 5th in 1993)
92	Tim Bowens (3rd in 1994 through 14th in 1999)
91	Norm Evans (3rd in 1969 through 9th in 1975)
87	Dick Anderson (12th in 1968 through 14th in 1974)
87	Vernon Carey (7th in 2005 through 12th in 2010)
86	Bob Baumhower (1st in 1977 through 8th in 1982)
84	Jake Scott (1st in 1970 through 14th in 1975)
81	Vern Den Herder (1st in 1972 through 11th in 1977)
81	Jeff Cross (16th in 1988 through 16th in 1993)
81	Keith Sims (11th in 1991 through 11th in 1996)
80	Randy McMichael (1st in 2002 through 16th in 2006)

#### MOST PRO BOWLS

9	Dan Marino (1983-87, 1991-92, 1994-95)
7	Richmond Webb (1990-96)
7	Zach Thomas (1999-2003, 2005-06)
6	Bob Griese (1970-71, 1973-74, 1977-78)
6	Jim Langer (1973-78)
6	Bob Kuechenberg (1974-75, 1977-78, 1982-83)
6	Jason Taylor (2000, 2002, 2004-07)
5	Larry Csonka (1970-74)
5	Paul Warfield (1970-74)
5	Jake Scott (1971-75)
5	Bob Baumhower (1979, 1981-84)
5	Dwight Stephenson (1983-87)
5	John Offerdahl (1986-90)
5	Mark Clayton (1984-86, 1988, 1991)
5	Cameron Wake (2010, 2012-14, 2016)

#### MOST CONSECUTIVE PRO BOWLS

7	Richmond Webb (1990-96)
6	Jim Langer (1973-78)
5	Larry Csonka (1970-74)
5	Paul Warfield (1970-74)
5	Jake Scott (1971-75)
5	Dan Marino (1983-87)
5	Dwight Stephenson (1983-87)
5	John Offerdahl (1986-90)
5	Zach Thomas (1999-2003)

#### MOST PRO BOWL STARTS

7	Dan Marino (1983-86, 1992, 1994-95)
5	Jim Langer (1973-77)
5	Jason Taylor (2000, 2002, 2004-06)
4	Dwight Stephenson (1983-86)
4	John Offerdahl (1986, 1988-90)
4	Richmond Webb (1992-95)
4	Cameron Wake (2010, 2012, 2014, 2016)
3	Larry Little (1972-74)
3	Jake Scott (1972-73, 1975)
3	Bob Baumhower (1979, 1981, 1983)
3	Sam Madison (1999-2001)
3	Zach Thomas (1999, 2002, 2006)
3	Jake Long (2009-11)
3	<b>Xavien Howard (2018, 20-21)</b>



## INDIVIDUAL RECORDS

### MOST CONSECUTIVE PRO BOWL STARTS

5	Jim Langer (1973-77)
4	Dwight Stephenson (1983-86)
4	Dan Marino (1983-86)
4	Richmond Webb (1992-95)
3	Larry Little (1972-74)
3	John Offerdahl (1988-90)
3	Sam Madison (1999-2001)
3	Jason Taylor (2004-06)
3	Jake Long (2009-11)

### SCORING

#### MOST POINTS

##### CAREER

1,048	Olindo Mare (1997-06), 313 XPs, 245 FGs
830	Garo Yepremian (1970-78), 335 XPs, 165 FGs
774	Pete Stoyanovich (1989-95), 246 XPs, 176 FGs
540	Uwe von Schamann (1979-84), 237 XPs, 101 FGs
535	Dan Carpenter (2008-12), 154 XPs, 127 FGs

##### SEASON

144	Olindo Mare (1999), 27 XPs, 39 FGs
<b>144</b>	<b>Jason Sanders (2020), 36 XPs, 36 FGs</b>
128	Caleb Sturgis (2014), 41 XPs, 29 FGs
124	Pete Stoyanovich (1992), 34 XPs, 30 FGs
121	Pete Stoyanovich (1991), 28 XPs, 31 FGs

##### GAME

24	Paul Warfield (12/15/73 vs. Detroit), 4 TDs
24	Mark Ingram (11/27/94 at N.Y. Jets), 4 TDs
24	Ronnie Brown (9/21/08 at New England), 4 TDs

#### MOST POINTS BY A ROOKIE

##### SEASON

116	Fuad Reveiz (1985), 50 XPs, 22 FGs
111	Caleb Sturgis (2013), 33 XPs, 26 FGs
103	Dan Carpenter (2008), 40 XPs, 21 FGs

#### MOST CONSECUTIVE GAMES SCORING POINTS

121	Garo Yepremian (8th in 1970 through 16th in 1978)
-----	---

#### MOST TOUCHDOWNS

##### CAREER

82	Mark Clayton (1983-92), 81 pass, 1 ret.
75	Nat Moore (1974-86), 74 pass, 1 run
59	Mark Duper (1982-92), 59 pass
57	Larry Csonka (1968-74, 1979), 53 run, 4 pass
54	Ricky Williams (2002-03, 2005, 2007-10), 48 run, 6 pass

##### SEASON

18	Mark Clayton (1984), 18 pass
17	Ricky Williams (2002), 16 run, 1 pass
16	Karim Abdul-Jabbar (1997), 15 run, 1 pass
16	Lamar Smith (2000), 14 run, 2 pass
14	Mark Clayton (1988), 14 pass

##### GAME

4	Paul Warfield (12/15/73 vs. Detroit), 4 pass
4	Mark Ingram (11/27/94 at N.Y. Jets), 4 pass
4	Ronnie Brown (9/21/08 at New England), 4 run

#### MOST TOUCHDOWNS BY A ROOKIE

##### SEASON

13	Ron Davenport (1985), 11 run, 2 pass
11	Karim Abdul-Jabbar (1996), 11 run
8	Andra Franklin (1981), 7 run, 1 pass
7	Larry Csonka (1968), 6 run, 1 pass
7	Troy Stradford (1987), 6 run, 1 pass
7	Chris Chambers (2001), 7 pass

##### GAME

3	Ronald Scott (10/11/87 vs. Kansas City), 3 run
3	Troy Stradford (12/7/87 vs. N.Y. Jets), 3 run
3	Sammie Smith (12/10/89 vs. New England), 3 run

#### MOST CONSECUTIVE GAMES SCORING A TOUCHDOWN

6	Paul Warfield (4th through 9th in 1971)
6	Mark Clayton (13th through 16th in 1988 and 2nd through 3rd in 1989)
6	Ricky Williams (16th in 2002 and 1st through 5th in 2003)

#### MOST FIELD GOALS

##### CAREER

245	Olindo Mare (1997-06), 303 att.
176	Pete Stoyanovich (1989-95), 222 att.
165	Garo Yepremian (1970-78), 242 att.
127	Dan Carpenter (2008-12), 155 att.
101	Uwe von Schamann (1979-84), 149 att.

##### SEASON

39	Olindo Mare (1999), 46 att.
<b>36</b>	<b>Jason Sanders (2020), 39 att.</b>
31	Pete Stoyanovich (1991), 37 att.
30	Pete Stoyanovich (1992), 37 att.
30	Dan Carpenter (2010), 41 att.

##### GAME

<b>7</b>	<b>Jason Sanders (12/8/19 at N.Y. Jets), 8 att.</b>
6	Olindo Mare (10/17/99 at New England), 6 att.
5	Garo Yepremian (9/26/71 at Buffalo), 6 att.
5	Olindo Mare (12/31/06 at Indianapolis), 5 att.
5	Dan Carpenter (10/24/10 vs. Pittsburgh), 5 att.
5	Dan Carpenter (10/31/10 at Cincinnati), 5 att.
<b>5</b>	<b>Jason Sanders (10/4/20 vs. Seattle), 5 att.</b>
<b>5</b>	<b>Jason Sanders (10/11/20 at San Francisco), 5 att.</b>

#### MOST FIELD GOALS BY A ROOKIE

##### SEASON

26	Caleb Sturgis (2013), 34 att.
22	Fuad Reveiz (1985), 27 att.
21	Uwe von Schamann (1979), 29 att.
21	Dan Carpenter (2008), 25 att.

##### GAME

4	Dan Carpenter (11/2/08 at Denver), 4 att.
<b>4</b>	<b>Jason Sanders (11/11/18 at Green Bay), 4 att.</b>
3	16 times (last – Jason Sanders, 10/25/18 at Houston)

#### MOST CONSECUTIVE GAMES SCORING A FIELD GOAL

20	Garo Yepremian (10th in 1970 through 1st in 1972)
20	Olindo Mare (7th in 1998 through 10th in 1999)



## INDIVIDUAL RECORDS

### MOST CONSECUTIVE FIELD GOALS

22	Jason Sanders (16th in 2019 through 9th in 2020)
19	Olindo Mare (3rd through 7th in 1999)
17	Dan Carpenter (2nd through 12th in 2009)
16	Garo Yepremian (8th through 16th in 1978)
16	Olindo Mare (7th through 16th in 2000)

### HIGHEST FIELD GOAL PERCENTAGE

#### CAREER (min: 50 att.)

83.3	Jason Sanders (2018-21), 100 of 120
81.9	Dan Carpenter (2008-12), 127 of 155
80.9	Olindo Mare (1997-06), 245 of 303
79.3	Pete Stoyanovich (1989-95), 176 of 222
77.5	Caleb Sturgis (2013-14), 55 of 71

#### SEASON (min: 15 att.)

92.3	Jason Sanders (2020), 36 of 39
91.3	Jay Feely (2007), 21 of 23
91.3	Cody Parkey (2017), 21 of 23
90.5	Olindo Mare (2001), 19 of 21
90.3	Olindo Mare (2000), 28 of 31

### LONGEST FIELD GOALS

60	Dan Carpenter (12/5/10 vs. Cleveland)
59	Pete Stoyanovich (11/12/89 at N.Y. Jets)
*58	Pete Stoyanovich (1/5/91 vs. Kansas City)
58	Dan Carpenter (1/1/12 vs. N.Y. Jets)
56	Jason Sanders (11/8/20 at Arizona)

### LONGEST FIELD GOALS BY A ROOKIE

59	Pete Stoyanovich (11/12/89 at N.Y. Jets)
54	Caleb Sturgis (9/15/13 at Indianapolis)
53	Uwe von Schamann (10/21/79 at New England)
53	Andrew Franks (10/25/15 vs. Houston)
52	Caleb Sturgis (10/27/13 at New England)

### MOST POINTS AFTER TOUCHDOWN

#### CAREER

335	Garo Yepremian (1970-78), 351 att.
313	Olindo Mare (1997-06), 318 att.
246	Pete Stoyanovich (1989-95), 250 att.

#### SEASON

66	Uwe von Schamann (1984), 70 att.
52	Fuad Revez (1986), 55 att.
50	Fuad Revez (1985), 52 att.

#### GAME

7	Garo Yepremian (11/12/72 vs. New England), 7 att.
7	Garo Yepremian (11/24/77 at St. Louis), 8 att.
7	Pete Stoyanovich (9/3/95 vs. N.Y. Jets), 7 att.
7	Olindo Mare (9/8/02 vs. Detroit), 7 att.

### MOST POINTS AFTER TOUCHDOWN BY A ROOKIE

#### SEASON

50	Fuad Revez (1985), 52 att.
40	Dan Carpenter (2008), 40 att.
38	Pete Stoyanovich (1989), 39 att.

### MOST CONSECUTIVE POINTS AFTER TOUCHDOWN

110	Garo Yepremian (7th in 1972 to 2nd in 1975)
110	Pete Stoyanovich (16th in 1992 to 16th in 1995)

### HIGHEST POINT AFTER TOUCHDOWN PCT.

#### CAREER (min: 150 att.)

99.4	Dan Carpenter (2008-12), 154 of 155
98.43	Olindo Mare (1997-06), 313 of 318
98.40	Pete Stoyanovich (1989-95), 246 of 250
95.3	Fuad Revez (1985-88), 161 of 169
95.2	Garo Yepremian (1970-78), 335 of 352

### MOST TWO-POINT CONVERSIONS

#### CAREER

2	Irving Fryar (1993-95), 2 pass
2	Marty Booker (2004-07), 2 pass
2	Jarvis Landry (2014-16), 2 pass
2	Preston Williams (2019-21), 2 pass

#### SEASON

2	Irving Fryar (1994), 2 pass
2	Marty Booker (2006), 2 pass
2	Preston Williams (2020), 2 pass

## RUSHING

### MOST RUSHING YARDS

#### CAREER

6,737	Larry Csonka (1968-74, 1979), 1,506 att.
6,436	Ricky Williams (2002-03, 2005, 2007-10), 1,509 att.
4,815	Ronnie Brown (2005-10), 1,128 att.
3,877	Mercury Morris (1969-75), 754 att.
3,644	Jim Kick (1968-74), 997 att.

#### SEASON

1,853	Ricky Williams (2002), 4.8 per carry
1,372	Ricky Williams (2003), 3.5 per carry
1,272	Jay Ajayi (2016), 4.9 per carry
1,258	Delvin Williams (1978), 4.6 per carry
1,139	Lamar Smith (2000), 3.7 per carry
1,121	Ricky Williams (2009), 4.7 per carry
1,117	Larry Csonka (1972), 5.2 per carry
1,116	Karim Abdul-Jabbar (1996), 3.6 per carry
1,099	Lamar Miller (2014), 5.1 per carry
1,086	Reggie Bush (2011), 5.0 per carry
1,051	Larry Csonka (1971), 5.4 per carry
1,008	Ronnie Brown (2006), 4.2 per carry
1,003	Larry Csonka (1973), 4.6 per carry
1,000	Mercury Morris (1972), 5.3 per carry

#### GAME

228	Ricky Williams (12/1/02 at Buffalo), 27 att.
216	Ricky Williams (12/9/02 vs. Chicago), 31 att.
214	Jay Ajayi (10/23/16 vs. Buffalo), 28 att.
*209	Lamar Smith (12/30/00 vs. Indianapolis), 40 att.
206	Jay Ajayi (12/24/16 at Buffalo), 32 att.
204	Jay Ajayi (10/16/16 vs. Pittsburgh), 25 att.
203	Reggie Bush (12/18/11 at Buffalo), 25 att.

### MOST RUSHING YARDS BY A ROOKIE

#### SEASON

1,116	Karim Abdul-Jabbar (1996), 3.6 per carry
907	Ronnie Brown (2005), 4.4 per carry
711	Andra Franklin (1981), 3.5 per carry
659	Sammie Smith (1989), 3.3 per carry
621	Jim Kick (1968), 3.8 per carry





## INDIVIDUAL RECORDS

### GAME

169	Troy Stradford (11/22/87 at Dallas), 17 att.
152	Karim Abdul-Jabbar (12/22/96 at N.Y. Jets), 30 att.
140	Leroy Harris (12/5/77 vs. Baltimore), 17 att.
132	Ronnie Brown (9/25/05 vs. Carolina), 23 att.
124	Karim Abdul-Jabbar (9/15/96 vs. N.Y. Jets), 23 att.

### MOST RUSHING ATTEMPTS

#### CAREER

1,509	Ricky Williams (2002-03, 2005, 2007-10)
1,506	Larry Csonka (1968-74, 1979)
1,128	Ronnie Brown (2005-10)
997	Jim Kiick (1968-74)
888	Karim Abdul-Jabbar (1996-99)

#### SEASON

392	Ricky Williams (2003)
383	Ricky Williams (2002)
313	Lamar Smith (2001)
309	Lamar Smith (2000)
307	Karim Abdul-Jabbar (1996)

#### GAME

42	Ricky Williams (9/21/03 vs. Buffalo), 153 yards
*40	Lamar Smith (12/30/00 vs. Indianapolis), 209 yards
36	Ricky Williams (10/6/02 vs. New England), 105 yards
36	Ricky Williams (11/16/03 vs. Baltimore), 105 yards
34	Ricky Williams (9/14/03 at N.Y. Jets), 125 yards
**33	Larry Csonka (1/13/74 vs. Minnesota), 145 yards
33	Karim Abdul-Jabbar (9/20/98 vs. Pittsburgh), 108 yards

### MOST RUSHING ATTEMPTS BY A ROOKIE

#### SEASON

307	Karim Abdul-Jabbar (1996)
207	Ronnie Brown (2005)
201	Andra Franklin (1981)
200	Sammie Smith (1989)
165	Jim Kiick (1968)
165	Daniel Thomas (2011)

#### GAME

31	J.J. Johnson (11/21/99 vs. New England), 106 yards
30	Troy Stradford (12/7/87 vs. N.Y. Jets), 120 yards
30	Karim Abdul-Jabbar (12/22/96 at N.Y. Jets), 152 yards
29	Karim Abdul-Jabbar (11/3/96 at New England), 104 yards
27	Karim Abdul-Jabbar (12/16/96 vs. Buffalo), 76 yards

### MOST RUSHING TOUCHDOWNS

#### CAREER

53	Larry Csonka (1968-74, 1979)
48	Ricky Williams (2002-03, 2005, 2007-10)
36	Ronnie Brown (2005-10)
33	Karim Abdul-Jabbar (1996-99)
29	Mercury Morris (1969-75)

#### SEASON

16	Ricky Williams (2002)
15	Karim Abdul-Jabbar (1997)
14	Lamar Smith (2000)
12	Mercury Morris (1972)
12	Don Nottingham (1975)
12	Larry Csonka (1979)

### GAME

4	Ronnie Brown (9/21/08 at New England), 2,15,5,6,2
3	Jim Kiick (12/20/70 vs. Buffalo), 4,2,2
3	Mercury Morris (11/12/72 vs. New England), 4,4,6
3	Mercury Morris (9/30/73 vs. New England), 24,70,35
*3	Larry Csonka (12/30/73 vs. Oakland), 11,2,2
3	Don Nottingham (11/3/74 vs. Atlanta), 1,2,1
3	Don Nottingham (10/5/75 at Green Bay), 11,1,11
3	Don Nottingham (10/26/75 at Buffalo), 1,1,1
3	Larry Csonka (9/23/79 vs. Chicago), 12,9,1
3	Larry Csonka (11/29/79 vs. New England), 1,1,1
3	Ronald Scott (10/11/87 vs. Kansas City), 2,4,3
3	Troy Stradford (12/7/87 vs. N.Y. Jets), 1,1,1
3	Sammie Smith (12/10/89 vs. New England), 1,7,2
3	Bernie Parmalee (12/25/94 vs. Detroit), 1,1,6
3	Karim Abdul-Jabbar (10/19/97 at Baltimore), 5,5,6
3	Karim Abdul-Jabbar (11/23/97 at New England), 1,1,1
3	Ricky Williams (10/25/09 vs. New Orleans), 4,68,4

### MOST RUSHING TOUCHDOWNS BY A ROOKIE

#### SEASON

11	Ron Davenport (1985)
11	Karim Abdul-Jabbar (1996)
7	Andra Franklin (1981)
6	Larry Csonka (1968)
6	Troy Stradford (1987)
6	Sammie Smith (1989)

#### GAME

3	Ronald Scott (10/11/87 vs. Kansas City)
3	Troy Stradford (12/7/87 vs. N.Y. Jets)
3	Sammie Smith (12/10/89 vs. New England)

### MOST CONSECUTIVE GAMES WITH A RUSHING TD

5	Mercury Morris (6th through 10th in 1972)
5	Don Nottingham (2nd through 6th in 1975)
5	Pete Johnson (8th through 12th in 1984)
5	Karim Abdul-Jabbar (10th through 14th in 1997)

### HIGHEST RUSHING AVERAGE

#### CAREER (min: 300 att.)

5.1	Mercury Morris (1969-75), 754 att.
4.8	Tony Nathan (1979-87), 732 att.
4.7	Reggie Bush (2011-12), 443 att.
4.60	Kenyan Drake (2016-19), 333 att.
4.59	Lamar Miller (2012-15), 638 att.

#### SEASON (min: 100 att.)

6.4	Mercury Morris (1973), 149/954 yards
5.4	Larry Csonka (1971), 195/1,051 yards
5.3	Mercury Morris (1972), 190/1,000 yards
5.3	Tony Nathan (1981), 147/782 yards
5.2	Larry Csonka (1972), 213/1,117 yards

#### GAME (min: 10 att.)

13.1	Mercury Morris (9/30/73 vs. New England) 15/197
12.6	Abner Haynes (9/17/67 vs. Denver), 12/151
12.6	Delvin Williams (11/9/80 at Los Angeles), 12/151

### MOST 100-YARD RUSHING GAMES

#### CAREER

24	Ricky Williams (2002-03, 2005, 2007-10)
15	Larry Csonka (1968-74, 1979)



## INDIVIDUAL RECORDS

15	Ronnie Brown (2005-10)
10	Mercury Morris (1969-75)
9	Karim Abdul-Jabbar (1996-99)

### SEASON

10	Ricky Williams (2002)
7	Ricky Williams (2003)
5	Delvin Williams (1978)
5	Reggie Bush (2011)
4	Larry Csonka (1972)
4	Karim Abdul-Jabbar (1996)
4	Lamar Smith (2000)
4	Ronnie Brown (2006)
4	Ronnie Brown (2007)
4	Ricky Williams (2009)
4	Jay Ajayi (2016)

### MOST 100-YARD RUSHING GAMES BY A ROOKIE

4	Karim Abdul-Jabbar (1996)
3	Benny Malone (1974)
3	Troy Stradford (1987)
2	Jim Kiick (1968)
2	Leroy Harris (1977)
2	Ronnie Brown (2005)

### MOST CONSECUTIVE 100-YARD RUSHING GAMES

5	Ricky Williams (10th through 14th in 2002)
4	Ronnie Brown (3rd through 6th in 2007)
4	Reggie Bush (12th through 15th in 2011)
3	Ricky Williams (1st through 3rd in 2002)
3	Ricky Williams (10th through 12th in 2003)
3	Ricky Williams (9th through 11th in 2009)
3	Jay Ajayi (6th through 8th in 2016)
2	Larry Csonka (11th through 12th in 1970)
2	Benny Malone (7th through 8th in 1974)
2	Don Nottingham (2nd through 3rd in 1975)
2	Mercury Morris (5th through 6th in 1975)
2	Benny Malone (7th through 8th in 1976)
2	Benny Malone (4th through 5th in 1977)
2	Andra Franklin (5th through 6th in 1982)
2	Mark Higgs (1st through 2nd in 1991)
2	Bernie Parmalee (7th through 8th in 1994)
2	Ricky Williams (2nd through 3rd in 2003)
2	Ricky Williams (14th through 15th in 2003)
2	Ricky Williams (15th through 16th in 2005)
2	Ronnie Brown (15th through 16th in 2006)
2	Ronnie Brown (3rd through 4th in 2008)
2	Lamar Miller (5th through 6th in 2015)
2	Kenyan Drake (12th through 13th in 2017)

### LONGEST RUNS FROM SCRIMMAGE

97t	Lamar Miller (12/28/14 vs. N.Y. Jets)
85t	Lamar Miller (10/25/15 vs. Houston)
77t	Leroy Harris (12/5/77 vs. Baltimore)
77t	Keith Byars (11/25/93 at Dallas)
76t	Reggie Bush (12/18/11 at Buffalo)
75t	Kalen Ballage (12/16/18 at Minnesota)
71t	Jerris McPhail (10/27/97 vs. Chicago)
70t	Mercury Morris (9/30/73 vs. New England)
70	Mercury Morris (10/15/73 at Cleveland)
69	Damien Williams (11/19/17 vs. Tampa Bay)
68t	Lamar Smith (10/23/00 at N.Y. Jets)
68t	James McKnight (10/5/03 at N.Y. Giants)
68t	Ricky Williams (10/25/09 vs. New Orleans)
66t	Benny Malone (10/9/77 at Baltimore)

66t	Kenyan Drake (11/13/17 at Carolina)
65t	Abner Haynes (9/17/67 vs. Denver)
65t	Gary Davis (9/17/78 vs. Buffalo)
65t	Ronnie Brown (10/21/05 vs. Kansas City)
65	Delvin Williams (11/9/80 at Los Angeles)
65t	Reggie Bush (9/16/12 vs. Oakland)
64	Ron Davenport (12/18/88 at Pittsburgh)
63	Norm Bulaich (9/10/78 at Baltimore)
63t	Ricky Williams (12/9/02 vs. Chicago)
62t	Ronnie Brown (9/21/08 at New England)
62t	Jay Ajayi (10/16/16 vs. Pittsburgh)
61	Chris Chambers (9/11/05 vs. Denver)
60t	Gary Davis (12/17/77 vs. Buffalo)
60	Ronnie Brown (9/30/07 vs. Oakland)

## PASSING

### MOST PASSING YARDS

#### CAREER

61,361	Dan Marino (1983-99)
25,092	Bob Griese (1967-80)
20,434	Ryan Tannehill (2012-18)
11,040	Jay Fiedler (2000-04)
7,114	Chad Henne (2008-11)

#### SEASON

5,084	Dan Marino (1984)
4,746	Dan Marino (1986)
4,453	Dan Marino (1994)
4,434	Dan Marino (1988)
4,208	Ryan Tannehill (2015)

#### GAME

521	Dan Marino (10/23/88 vs. N.Y. Jets), 35 of 60
473	Dan Marino (9/4/94 vs. New England), 23 of 42
470	Dan Marino (12/2/84 vs. LA Raiders), 35 of 57
450	Dan Marino (10/1/95 at Cincinnati), 33 of 48
448	Dan Marino (9/21/86 at N.Y. Jets), 30 of 50

### MOST PASSING YARDS BY A ROOKIE

#### SEASON

3,294	Ryan Tannehill (2012)
2,210	Dan Marino (1983)
2,005	Bob Griese (1967)

#### GAME

431	Ryan Tannehill (9/30/12 at Arizona), 26 of 41
<b>361</b>	<b>Tua Tagovailoa (1/3/21 at Buffalo), 35 of 58</b>
322	Dan Marino (10/9/83 vs. Buffalo), 19 of 29

### MOST PASS ATTEMPTS

#### CAREER

8,358	Dan Marino (1983-99)
3,429	Bob Griese (1967-80)
2,911	Ryan Tannehill (2012-18)
1,603	Jay Fiedler (2000-04)
1,065	Chad Henne (2008-11)

#### SEASON

623	Dan Marino (1986), 378 completions
615	Dan Marino (1994), 385 completions
606	Dan Marino (1988), 354 completions
590	Ryan Tannehill (2014), 392 completions
588	Ryan Tannehill (2013), 355 completions





## INDIVIDUAL RECORDS

### GAME

*64	Dan Marino (12/30/95 at Buffalo), 33 completions
62	Joey Harrington (10/22/06 vs. Green Bay), 33 completions
60	Dan Marino (10/23/88 vs. N.Y. Jets), 35 completions
60	Dan Marino (11/23/97 at New England), 38 completions
58	Ryan Tannehill (11/29/15 at N.Y. Jets), 33 completions
<b>58</b>	<b>Tua Tagovailoa (1/3/21 at Buffalo), 35 completions</b>

### MOST PASS ATTEMPTS BY A ROOKIE

#### SEASON

484	Ryan Tannehill (2012), 282 completions
331	Bob Griese (1967), 166 completions
327	David Woodley (1980), 176 completions

### GAME

<b>58</b>	<b>Tua Tagovailoa (1/3/21 at Buffalo), 35 completions</b>
<b>48</b>	<b>Tua Tagovailoa (12/13/20 vs. Kansas City), 28 completions</b>
42	David Woodley (10/27/80 at N.Y. Jets), 22 completions

### MOST PASS COMPLETIONS

#### CAREER

4,967	Dan Marino (1983-99)
1,926	Bob Griese (1967-80)
1,829	Ryan Tannehill (2012-18)
936	Jay Fiedler (2000-04)
646	Chad Henne (2008-11)

#### SEASON

392	Ryan Tannehill (2014), 590 att.
385	Dan Marino (1994), 615 att.
378	Dan Marino (1986), 623 att.
363	Ryan Tannehill (2015), 586 att.
362	Dan Marino (1984), 564 att.

### GAME

39	Dan Marino (11/16/86 at Buffalo), 54 att.
38	Dan Marino (11/23/97 at New England), 60 att.
35	Dan Marino (12/2/84 vs. L.A. Raiders), 57 att.
35	Dan Marino (10/23/88 vs. N.Y. Jets), 60 att.
35	Dan Marino (12/3/95 vs. Atlanta), 50 att.
35	Chad Henne (12/27/09 vs. Houston), 55 att.
35	Ryan Tannehill (12/21/14 vs. Minnesota), 47 att.
<b>35</b>	<b>Tua Tagovailoa (1/3/21 at Buffalo), 58 att.</b>

### MOST PASS COMPLETIONS BY A ROOKIE

#### SEASON

282	Ryan Tannehill (2012), 484 att.
<b>186</b>	<b>Tua Tagovailoa (2020), 290 att.</b>
176	David Woodley (1980), 327 att.

### GAME

<b>35</b>	<b>Tua Tagovailoa (1/3/21 at Buffalo), 58 att.</b>
<b>28</b>	<b>Tua Tagovailoa (12/13/20 vs. Kansas City), 48 att.</b>
26	Ryan Tannehill (9/30/12 at Arizona), 41 att.
<b>26</b>	<b>Tua Tagovailoa (12/6/20 vs. Cincinnati), 39 att.</b>

### MOST CONSECUTIVE PASS COMPLETIONS

25	Ryan Tannehill (10/18/15 at Tennessee through 10/25/15 vs. Houston)
21	Ryan Fitzpatrick (9/20/20 vs. Buffalo through 9/24/20 at Jacksonville)
19	Jay Cutler (10/22/17 vs. N.Y. Jets through 11/5/17 vs. Oakland)
17	Chad Pennington (12/7/08 at Buffalo through 12/14/08 vs. San Francisco)
17	Chad Henne (12/13/09 at Jacksonville)
<b>17</b>	<b>Tua Tagovailoa (11/21/21 at N.Y. Jets through 11/28/21 vs. Carolina)</b>

### MOST TOUCHDOWN PASSES

#### CAREER

420	Dan Marino (1983-99)
192	Bob Griese (1967-80)
123	Ryan Tannehill (2012-18)
66	Jay Fiedler (2000-04)
39	Don Strock (1974-87)

#### SEASON

48	Dan Marino (1984) of 362 completions
44	Dan Marino (1986) of 378 completions
30	Dan Marino (1985) of 336 completions
30	Dan Marino (1994) of 385 completions
28	Dan Marino (1988) of 354 completions

### GAME

6	Bob Griese (11/24/77 at St. Louis)
6	Dan Marino (9/21/86 at N.Y. Jets)
5	Dan Marino (9/2/84 at Washington)
5	Dan Marino (12/8/85 at Green Bay)
5	Dan Marino (12/14/86 at L.A. Rams)
5	Dan Marino (11/27/88 at N.Y. Jets)
5	Dan Marino (9/4/94 vs. New England)
4	24 times (last – <b>Tua Tagovailoa, 10/24/21 vs. Atlanta</b> )

### MOST TOUCHDOWN PASSES BY A ROOKIE

#### SEASON

20	Dan Marino (1983) of 173 completions
15	Bob Griese (1967) of 166 completions
14	David Woodley (1980) of 176 completions

#### GAME

4	John Stofa (12/18/66 vs. Houston)
3	Bob Griese (12/17/67 vs. New England)
3	David Woodley (11/9/80 at L.A. Rams)
3	David Woodley (12/14/80 at Baltimore)
3	Dan Marino (10/9/83 vs. Buffalo)
3	Dan Marino (10/16/83 at N.Y. Jets)
3	Dan Marino (11/28/83 vs. Cincinnati)

### MOST CONSECUTIVE GAMES WITH A TD PASS

30	Dan Marino (10th in 1985 through 2nd in 1987 and 6th through 10th in 1987)
----	--

### MOST PASSES HAD INTERCEPTED

#### CAREER

252	Dan Marino (1983-99)
172	Bob Griese (1967-80)
75	Ryan Tannehill (2012-18)
63	Jay Fiedler (2000-04)
42	David Woodley (1980-83)



## INDIVIDUAL RECORDS

### SEASON

23	Dan Marino (1986), 623 att.
23	Dan Marino (1988), 606 att.
22	Dan Marino (1989), 550 att.
21	Dan Marino (1985), 567 att.
19	Jay Fiedler (2001), 450 att.
19	Chad Henne (2010), 490 att.

### GAME

5	Bob Griese (12/23/67 vs. Houston), 41 att.
5	Rick Norton (11/23/69 vs. Houston), 26 att.
5	David Woodley (10/25/81 at Dallas), 37 att.
5	Kyle Mackey (10/18/87 at N.Y. Jets), 55 att.
5	Dan Marino (10/23/88 vs. N.Y. Jets), 60 att.
5	Dan Marino (11/25/99 at Dallas), 36 att.
5	A.J. Feeley (12/5/04 vs. Buffalo), 51 att.

### MOST PASSES HAD INTERCEPTED AS A ROOKIE

#### SEASON

18	Bob Griese (1967), 331 att.
17	David Woodley (1980), 327 att.
13	Ryan Tannehill (2012), 484 att.

#### GAME

5	Bob Griese (12/23/67 vs. Houston), 41 att.
3	Rick Norton (9/18/66 at Buffalo), 10 att.
3	Bob Griese (11/26/67 vs. Buffalo), 33 att.
3	David Woodley (9/28/80 vs. New Orleans), 15 att.
3	John Beck (12/2/07 vs. N.Y. Jets), 39 att.
3	Ryan Tannehill (9/9/12 at Houston), 36 att.
3	Ryan Tannehill (11/11/12 vs. Tennessee), 39 att.
3	<b>Tua Tagovailoa (1/3/21 at Buffalo), 58 att.</b>

### MOST CONSECUTIVE GAMES STARTED WITH NO PASSES INTERCEPTED

5	Jay Fiedler (8th through 11th, 13th in 2000 - missed 12th in 2000)
5	<b>Tua Tagovailoa (7th through 10th, 12th in 2020 - missed 11th in 2020)</b>
4	Bob Griese (5th through 8th in 1971)
4	Dan Marino (4th through 7th in 1997)
4	Ray Lucas (9th through 12th in 2002)
4	Ryan Tannehill (5th through 8th in 2012)
4	Ryan Tannehill (12th through 15th in 2012)
4	Ryan Tannehill (6th through 9th in 2016)

### MOST CONSECUTIVE PASSES WITH NONE INTERCEPTED

160	Ryan Tannehill (15th in 2014 through 3rd in 2015)
156	Dan Marino (3rd through 8th in 1997)
152	<b>Tua Tagovailoa (5th through 13th in 2020)</b>
140	Bob Griese (11th through 16th in 2012)
133	Cleo Lemon (13th through 16th in 2007)

### LOWEST INTERCEPTION RATE

#### CAREER (min: 250 att.)

1.63	Chad Pennington (2008-10), 9 of 552 att.
1.86	Cleo Lemon (2005-07), 7 of 377 att.
2.22	<b>Tua Tagovailoa (2020-21), 15 of 678 att.</b>
2.58	Ryan Tannehill (2012-18), 75 of 2,911 att.
2.63	Gus Frerotte (2005), 13 of 494 att.

### SEASON (min: 150 att.)

1.47	Chad Pennington (2008), 7 of 476 att.
1.72	<b>Tua Tagovailoa (2020), 5 of 290 att.</b>
1.85	Damon Huard (1999), 4 of 216 att.
1.94	Cleo Lemon (2007), 6 of 309 att.
2.00	Dan Marino (1993), 3 of 150 att.

### HIGHEST COMPLETION PERCENTAGE

#### CAREER (min: 150 comp.)

67.6	Chad Pennington (2008-10), 373 of 552 att.
66.2	<b>Tua Tagovailoa (2020-21), 449 of 678 att.</b>
64.2	Ryan Fitzpatrick (2019-20), 494 of 769 att.
62.8	Ryan Tannehill (2012-18), 1,829 of 2,911 att.
62.0	Jay Cutler (2017), 266 of 429 att.

#### SEASON (min: 75 comp.)

68.5	Ryan Fitzpatrick (2020), 183 of 267 att.
67.8	<b>Tua Tagovailoa (2021), 263 of 388 att.</b>
67.4	Chad Pennington (2008), 321 of 476 att.
67.1	Ryan Tannehill (2016), 261 of 389 att.
66.4	Ryan Tannehill (2014), 392 of 590 att.

#### GAME (min: 12 comp.)

94.7	Ryan Tannehill (10/25/15 vs. Houston), 18 of 19 att.
92.3	Bob Griese (12/18/78 vs. New England), 12 of 13 att.
90.0	Ryan Fitzpatrick (9/24/20 at Jacksonville), 18 of 20
87.1	<b>Tua Tagovailoa (11/28/21 vs. Carolina) 27 of 31</b>
85.0	Chad Pennington (9/21/08 at New England), 17 of 20 att.

### HIGHEST COMPLETION PERCENTAGE BY A ROOKIE

#### SEASON (min: 75 comp.)

64.1	<b>Tua Tagovailoa (2020), 186 of 290 att.</b>
58.4	Dan Marino (1983), 173 of 296 att.
58.3	Ryan Tannehill (2012), 282 of 484 att.
53.8	David Woodley (1980), 176 of 327 att.

#### GAME (min: 12 comp.)

81.0	Bob Griese (10/22/67 vs. N.Y. Jets), 17 of 21 att.
78.6	Ryan Tannehill (12/6/12 vs. Jacksonville), 22 of 28 att.
77.3	<b>Tua Tagovailoa (12/26/20 at Las Vegas), 17 of 22 att.</b>

### HIGHEST PASSER RATING

#### CAREER (min: 250 att.)

94.5	Chad Pennington (2008-10)
89.0	Ryan Fitzpatrick (2019-20)
88.8	<b>Tua Tagovailoa (2020-21)</b>
87.0	Ryan Tannehill (2012-18)
86.4	Dan Marino (1983-99)

#### SEASON (min: 150 att.)

108.9	Dan Marino (1984)
97.4	Chad Pennington (2008)
96.0	Dan Marino (1983)
95.9	Dan Marino (1993)
93.5	Ryan Tannehill (2016)

### HIGHEST PASSER RATING BY A ROOKIE

#### SEASON (min: 150 att.)

96.0	Dan Marino (1983)
87.1	<b>Tua Tagovailoa (2020)</b>
76.1	Ryan Tannehill (2012)



## INDIVIDUAL RECORDS

### HIGHEST PASS YARDS PER ATTEMPT

#### CAREER (min: 250 att.)

8.22	Earl Morrall (1972-76), 284/2,335 yards
7.40	Chad Pennington (2008-10), 552/4,085 yards
7.34	Dan Marino (1983-99), 8,358/61,361 yards
7.32	Bob Griese (1967-80), 3,429/25,092 yards
7.31	Ryan Fitzpatrick (2019-20), 769/5,620 yards

#### SEASON (min: 150 att.)

9.07	Earl Morrall (1972), 150/1,360
9.01	Dan Marino (1984), 564/5,084
8.86	Bob Griese (1975), 191/1,693
8.24	Bob Griese (1970), 245/2,019
8.12	Dan Marino (1993), 150/1,218

#### GAME (min: 20 att.)

*13.16	Dan Marino (1/6/85 vs. Pittsburgh), 32/421
12.57	Ryan Tannehill (9/23/18 vs. Oakland), 23/289
12.52	Earl Morrall (12/15/74 vs. New England), 23/288
12.50	Ryan Fitzpatrick (10/11/20 at San Francisco), 28/350
11.95	Jay Fiedler (11/27/03 at Dallas), 20/239

### MOST 300-YARD PASSING GAMES

#### CAREER

63	Dan Marino (1983-99)
16	Ryan Tannehill (2012-18)
7	Chad Henne (2008-11)
7	Ryan Fitzpatrick (2019-20)
3	Bob Griese (1967-80)
3	Jay Fiedler (2000-04)
<b>3</b>	<b>Tua Tagovailoa (2020-21)</b>
2	David Woodley (1980-83)
2	Steve DeBerg (1993)
2	Chad Pennington (2008-10)
1	John Stofa (1966-67, 1969-70)
1	Don Strock (1974-87)
1	Scott Mitchell (1990-93)
1	Bernie Kosar (1994-96)
1	A.J. Feeley (2004)
1	Gus Frerotte (2005)
1	Joey Harrington (2006)
1	Trent Green (2007)
1	Cleo Lemon (2007)
1	Jay Cutler (2017)
1	Brock Osweiler (2018)

#### SEASON

9	Dan Marino (1984)
6	Dan Marino (1985)
6	Dan Marino (1986)
6	Dan Marino (1988)
6	Ryan Tannehill (2015)

### MOST CONSECUTIVE 300-YARD PASSING GAMES

3	Dan Marino (14th through 16th in 1984)
3	Dan Marino (13th through 15th in 1988)
3	Dan Marino (11th through 13th in 1994)
3	Dan Marino (14th through 16th in 1998)

### LONGEST PASS PLAYS

86t	Bob Griese to Paul Warfield (11/14/71 vs. Pittsburgh)
85t	Dan Marino to Mark Duper (11/20/83 vs. Baltimore)
85t	Dan Marino to Mark Duper (11/2/86 vs. Houston)
80t	George Wilson, Jr. to Bo Roberson (10/23/66 at Houston)
80t	Dan Marino to Mark Duper (9/23/84 vs. Indianapolis)
80t	Dan Marino to Ferrell Edmunds (11/27/88 at N.Y. Jets)

80t	Dan Marino to Tony Martin (10/4/93 vs. Washington)
80t	Brian Griese to James McKnight (11/23/03 vs. Washington)
80t	Chad Pennington to Patrick Cobbs (10/12/08 at Houston)
80t	Ryan Tannehill to Brian Hartline (9/30/12 at Arizona)
79t	Bob Griese to Nat Moore (11/2/75 at Chicago)
78t	Dan Marino to Mark Clayton (11/12/89 at N.Y. Jets)
77t	Scott Mitchell to Mark Ingram (10/31/93 vs. Kansas City)
77t	Ray Lucas to James McKnight (11/24/02 vs. San Diego)
77t	Sage Rosenfels to Chris Chambers (10/21/05 vs. Kansas City)
77t	Sage Rosenfels to Chris Chambers (1/2/05 at Baltimore)
**76t	David Woodley to Jimmy Cefalo (1/30/83 vs. Washington)
*75t	Bob Griese to Paul Warfield (1/2/72 vs. Baltimore)
75t	Ryan Tannehill to Kenny Stills (9/9/18 vs. Tennessee)
75t	Brock Osweiler to Albert Wilson (10/14/18 vs. Chicago)

## RECEIVING

### MOST RECEPTIONS

#### CAREER

550	Mark Clayton (1983-92)
511	Mark Duper (1982-92)
510	Nat Moore (1974-86)
415	O.J. McDuffie (1993-00)
405	Chris Chambers (2001-07)

#### SEASON

112	Jarvis Landry (2017), 987 yards
110	Jarvis Landry (2015), 1,157 yards
<b>104</b>	<b>Jaylen Waddle (2021), 1,015 yards</b>
94	Jarvis Landry (2016), 1,136 yards
90	O.J. McDuffie (1998), 1,050 yards

#### GAME

15	Chris Chambers (12/4/05 vs. Buffalo), 238 yards
13	Jarvis Landry (11/29/15 at N.Y. Jets), 165 yards
13	Jarvis Landry (9/17/17 at L.A. Chargers), 78 yards
12	Jim Jensen (11/6/88 at New England), 110 yards
12	Brian Hartline (9/30/12 at Arizona), 253 yards
<b>12</b>	<b>Jaylen Waddle (9/26/21 at Las Vegas), 58 yards</b>
**11	O.J. McDuffie (12/30/95 at Buffalo), 154 yards
11	O.J. McDuffie (12/13/98 vs. N.Y. Jets), 105 yards
11	Greg Camarillo (11/2/08 at Denver), 111 yards
11	Ted Ginn, Jr. (9/21/09 vs. Indianapolis), 108 yards
11	Brandon Marshall (12/19/10 vs. Buffalo), 106 yards
11	Rishard Matthews (11/11/13 at Tampa Bay), 120 yards
11	Jarvis Landry (12/14/15 vs. N.Y. Giants), 99 yards
11	Jarvis Landry (12/4/16 at Baltimore), 87 yards
**11	Jarvis Landry (1/8/17 at Pittsburgh), 102 yards
10	Duriel Harris (10/28/79 vs. Green Bay), 180 yards
**10	Tony Nathan (1/20/85 vs. San Francisco), 83 yards
**10	Tony Nathan (9/29/85 at Denver), 120 yards
10	Tony Nathan (12/8/85 at Green Bay), 86 yards
*10	Tony Nathan (1/4/86 vs. Cleveland), 101 yards
10	Tony Nathan (9/28/86 vs. San Francisco), 101 yards
10	Ron Davenport (12/7/87 vs. N.Y. Jets), 72 yards
10	Mark Clayton (10/23/88 vs. N.Y. Jets), 153 yards
10	Keith Byars (9/25/94 at Minnesota), 79 yards
10	Tony Martin (10/10/99 at Indianapolis), 166 yards
10	Rob Konrad (1/2/00 at Washington), 68 yards
10	Davone Bess (12/6/09 vs. New England), 117 yards
10	Brandon Marshall (9/26/10 vs. N.Y. Jets), 166 yards
10	Brandon Marshall (10/17/10 at Green Bay), 127 yards
10	Brandon Marshall (12/26/10 vs. Detroit), 102 yards
10	Jarvis Landry (11/18/15 at Buffalo), 67 yards



## INDIVIDUAL RECORDS

10	Jarvis Landry (9/18/16 at New England), 135 yards
10	Jarvis Landry (12/17/17 at Buffalo), 99 yards
<b>10</b>	<b>DeVante Parker (10/4/20 vs. Seattle), 110 yards</b>
<b>10</b>	<b>Mike Gesicki (9/26/21 at Las Vegas), 86 yards</b>
<b>10</b>	<b>Myles Gaskin (10/10/21 at Tampa Bay), 74 yards</b>
<b>10</b>	<b>Jaylen Waddle (10/17/21 at Jacksonville), 70 yards</b>
<b>10</b>	<b>Jaylen Waddle (12/27/21 at New Orleans), 92 yards</b>

1,083	Brian Hartline (2012), 74 receptions
1,053	Mark Clayton (1991), 70 receptions
1,050	O.J. McDuffie (1998), 90 receptions
1,037	Tony Martin (1999), 67 receptions
1,016	Brian Hartline (2013), 76 receptions
<b>1,015</b>	<b>Jaylen Waddle (2021), 104 receptions</b>
1,014	Brandon Marshall (2010), 86 receptions
1,011	Mark Clayton (1989), 64 receptions
1,010	Irving Fryar (1993), 64 receptions

### MOST RECEPTIONS BY A ROOKIE

#### SEASON

<b>104</b>	<b>Jaylen Waddle (2021), 1,015 yards</b>
84	Jarvis Landry (2014), 758 yards
75	Terry Kirby (1993), 874 yards
67	Jack Clancy (1967), 868 yards
54	Davone Bess (2008), 554 yards

#### GAME

<b>12</b>	<b>Jaylen Waddle (9/26/21 at Las Vegas), 58 yards</b>
10	Rob Konrad (1/2/00 at Washington), 68 yards
<b>10</b>	<b>Jaylen Waddle (10/17/21 at Jacksonville), 70 yards</b>
<b>10</b>	<b>Jaylen Waddle (12/27/21 at New Orleans), 92 yards</b>
9	Terry Kirby (12/19/93 vs. Buffalo), 148 yards
9	Davone Bess (12/7/08 vs. Buffalo at Toronto), 74 yards
<b>9</b>	<b>Jaylen Waddle (11/28/29 vs. Carolina), 137 yards</b>
<b>9</b>	<b>Jaylen Waddle (12/5/21 vs. N.Y. Giants), 90 yards</b>

### MOST CONSECUTIVE GAMES WITH A RECEPTION

92	Mark Clayton (6th in 1986 through 16th in 1992 - missed 13th in 1986, 1st in 1989, 1st in 1990, 10th through 14th in 1990 and 1st through 3rd in 1992)
74	O.J. McDuffie (3rd in 1995 through 15th in 1999, missed 11th through 13th and 16th in 1999)
63	Jarvis Landry (2nd in 2014 through 16th in 2017)
61	Davone Bess (1st in 2008 through 13th in 2011)
60	Chris Chambers (1st in 2003 through 13th in 2006 - missed 4th in 2004)

### MOST RECEIVING YARDS

#### CAREER

8,869	Mark Duper (1982-92), 17.4 per catch
8,643	Mark Clayton (1983-92), 15.7 per catch
7,546	Nat Moore (1974-86), 14.8 per catch
5,688	Chris Chambers (2001-07), 14.0 per catch
5,074	O.J. McDuffie (1993-00), 12.2 per catch

#### SEASON

1,389	Mark Clayton (1984), 73 receptions
1,313	Mark Duper (1986), 67 receptions
1,306	Mark Duper (1984), 71 receptions
1,270	Irving Fryar (1994), 73 receptions
1,214	Brandon Marshall (2011), 81 receptions
<b>1,202</b>	<b>DeVante Parker (2019), 72 receptions</b>
1,157	Jarvis Landry (2015), 110 receptions
1,150	Mark Clayton (1986), 60 receptions
1,136	Jarvis Landry (2016), 94 receptions
1,129	Mark Clayton (1988), 86 receptions
1,118	Chris Chambers (2005), 82 receptions
1,085	Mark Duper (1991), 70 receptions

#### GAME

253	Brian Hartline (9/30/12 at Arizona), 12 receptions
238	Chris Chambers (12/4/05 vs. Buffalo), 15 receptions
217	Mark Duper (11/10/85 vs. N.Y. Jets), 8 receptions
211	Irving Fryar (9/4/94 vs. New England), 5 receptions
210	Nat Moore (10/4/81 vs. N.Y. Jets), 7 receptions
202	Mark Duper (10/9/83 vs. Buffalo), 7 receptions

### MOST RECEIVING YARDS BY A ROOKIE

#### SEASON

<b>1,015</b>	<b>Jaylen Waddle (2021), 104 receptions</b>
883	Chris Chambers (2001), 48 receptions
874	Terry Kirby (1993), 75 receptions
868	Jack Clancy (1967), 67 receptions

#### GAME

148	Terry Kirby (12/19/93 vs. Buffalo), 9 receptions
<b>137</b>	<b>Jaylen Waddle (11/28/21 vs. Carolina), 9 receptions</b>
126	Jack Clancy (12/3/67 at Houston), 7 receptions

### MOST RECEIVING TOUCHDOWNS

#### CAREER

81	Mark Clayton (1983-92), 550 receptions
74	Nat Moore (1974-86), 510 receptions
59	Mark Duper (1982-92), 511 receptions
43	Chris Chambers (2001-07), 405 receptions
33	Paul Warfield (1970-74), 156 receptions

#### SEASON

18	Mark Clayton (1984), 73 receptions
14	Mark Clayton (1988), 86 receptions
12	Nat Moore (1977), 52 receptions
12	Mark Clayton (1991), 70 receptions
11	Karl Noonan (1968), 58 receptions
11	Paul Warfield (1971), 43 receptions
11	Paul Warfield (1973), 29 receptions
11	Mark Duper (1986), 67 receptions
11	Chris Chambers (2003), 64 receptions
11	Chris Chambers (2005), 82 receptions

#### GAME

4	Paul Warfield (12/15/73 vs. Detroit), 21.7,16.4
4	Mark Ingram (11/27/94 at N.Y. Jets), 10.17,28.8
3	Paul Warfield (11/14/71 vs. Pittsburgh), 12.86,60
3	Nat Moore (11/24/77 at St. Louis), 4.9,28
3	Mark Clayton (12/17/84 vs. Dallas), 41.39,63
3	Mark Duper (12/14/86 at L.A. Rams), 69.5,20
3	Mark Duper (12/20/87 vs. Washington), 26.59,6
3	Irving Fryar (9/4/94 vs. New England), 54.50,35
3	O.J. McDuffie (11/29/98 vs. New Orleans), 22.7,9
3	Lamar Thomas (12/21/98 vs. Denver), 9.56,17
3	Chris Chambers (11/27/03 at Dallas), 39.6,35



## INDIVIDUAL RECORDS

### MOST RECEIVING TOUCHDOWNS BY A ROOKIE

#### SEASON

7	Chris Chambers (2001), 48 receptions
<b>6</b>	<b>Jaylen Waddle (2021), 104 receptions</b>
5	Andre Brown (1989), 24 receptions
5	Jarvis Landry (2014), 84 receptions
4	Randy McMichael (2002), 39 receptions
3	Jack Harper (1967), 11 receptions
3	Jimmy Cefalo (1978), 6 receptions
3	Ferrell Edmunds (1988), 33 receptions
3	Terry Kirby (1993), 75 receptions
3	Brian Hartline (2009), 31 receptions
3	Charles Clay (2011), 16 receptions
<b>3</b>	<b>Preston Williams (2019), 32 receptions</b>

### MOST CONSECUTIVE GAMES WITH A RECEIVING TD

6	Paul Warfield (4th through 9th in 1971)
6	Mark Clayton (13th through 16th in 1988 and 2nd through 3rd in 1989)

### HIGHEST RECEIVING AVERAGE

#### CAREER (min: 100 rec.)

21.5	Paul Warfield (1970-74), 156 receptions
17.4	Mark Duper (1982-92), 511 receptions
16.9	Duriel Harris (1976-83, 1985), 269 receptions
16.0	Irving Fryar (1993-95), 199 receptions
15.7	Mark Clayton (1983-92), 550 receptions

#### SEASON (min: 24 rec.)

25.1	Paul Warfield (1970), 28/703 yards
23.2	Paul Warfield (1971), 43/996 yards
21.8	Jimmy Cefalo (1981), 29/631 yards
20.9	Paul Warfield (1972), 29/606 yards
20.0	Bo Roberson (1966), 26/519 yards

#### GAME (min: 3 rec.)

52.7	Paul Warfield (11/14/71 vs. Pittsburgh), 3/158
46.0	Patrick Cobbs (10/12/08 at Houston), 3/138
42.7	Chris Chambers (10/24/04 vs. St. Louis), 3/128
42.2	Irving Fryar (9/4/94 vs. New England), 5/211
41.3	Nat Moore (10/10/76 at Baltimore), 3/124

### HIGHEST RECEIVING AVERAGE BY A ROOKIE

#### SEASON (min: 24 rec.)

<b>19.0</b>	<b>DeVante Parker (2015), 26/494 yards</b>
18.4	Chris Chambers (2001), 48/883 yards
17.4	Ferrell Edmunds (1988), 33/575 yards

#### GAME (min: 3 rec.)

37.7	Chris Chambers (11/11/01 at Indianapolis), 3/113
31.3	Brian Hartline (10/25/09 vs. New Orleans), 3/94
30.3	Mel Baker (12/15/74 vs. New England), 4/121

### MOST 100-YARD RECEIVING GAMES

#### CAREER

28	Mark Duper (1982-92)
22	Mark Clayton (1983-92)
17	Chris Chambers (2001-07)
12	Nat Moore (1974-86)
<b>11</b>	<b>DeVante Parker (2015-21)</b>
10	Paul Warfield (1970-74)
10	Duriel Harris (1976-83, 1985)
10	Irving Fryar (1993-95)

#### SEASON

8	Mark Duper (1986)
6	Mark Clayton (1984)
6	Irving Fryar (1994)
5	Mark Clayton (1989)
5	Tony Martin (1999)
5	Brandon Marshall (2011)
4	Paul Warfield (1971)
4	Duriel Harris (1979)
4	Mark Duper (1984)
4	Chris Chambers (2004)
4	Brandon Marshall (2010)
4	Mike Wallace (2013)
4	Jarvis Landry (2016)
<b>4</b>	<b>DeVante Parker (2019)</b>

### MOST 100-YARD RECEIVING GAMES BY A ROOKIE

3	Jack Clancy (1967)
3	Chris Chambers (2001)
2	Terry Kirby (1993)
1	Mel Baker (1974)
1	Duriel Harris (1976)
1	Ferrell Edmunds (1988)
1	Andre Brown (1989)
<b>1</b>	<b>DeVante Parker (2015)</b>
<b>1</b>	<b>Jaylen Waddle (2021)</b>

### MOST CONSECUTIVE 100-YARD RECEIVING GAMES

4	Irving Fryar (10th through 13th in 1994)
3	Mark Clayton (14th through 16th in 1984)
3	Mark Duper (3rd through 5th in 1986)
3	Chris Chambers (11th through 13th in 2005)

## TOTAL YARDS FROM SCRIMMAGE

(rushing/receiving)

#### CAREER

8,859	Mark Duper (1982-92), -10/8,869
8,751	Mark Clayton (1983-92), 108/8,643
7,867	Ricky Williams (2002-03, 2005, 2007-10), 6,436/1,431
7,795	Nat Moore (1974-86), 249/7,546
7,425	Larry Csonka (1968-74, 1979), 6,737/688

#### SEASON

2,216	Ricky Williams (2002), 1,853/363
1,723	Ricky Williams (2003), 1,372/351
1,450	Delvin Williams (1978), 1,258/192
1,424	Mark Clayton (1984), 35/1,389
1,423	Jay Ajayi (2016), 1,272/151

#### GAME

253	Brian Hartline (9/30/12 at Arizona), 0/253
252	Troy Stadford (11/22/87 at Dallas), 169/83
238	Chris Chambers (12/4/05 vs. Buffalo), 0/238
236	Lamar Miller (10/25/15 vs. Houston), 175/61
235	Ricky Williams (12/1/02 at Buffalo), 228/7

### BY ROOKIE, SEASON

1,264	Terry Kirby (1993), 390/874
1,255	Karim Abdul-Jabbar (1996), 1,116/139
1,139	Ronnie Brown (2005), 907/232



## INDIVIDUAL RECORDS

### COMBINED YARDAGE

(rushing/receiving/returns)

#### CAREER

9,276	Mark Clayton (1983-92), 108/8,643/525
8,950	Nat Moore (1974-86), 248/7,547/1,155
8,859	Mark Duperr (1982-92), -10/8,869/0
8,752	Tony Nathan (1979-87), 3,543/3,592/1,617
8,353	O.J. McDuffie (1993-01), 49/5,074/3,230

#### SEASON

2,216	Ricky Williams (2002), 1,853/363/0
2,208	Wes Welker (2005), 5/434/1,769
2,129	Wes Welker (2006), 0/687/1,442
2,086	Ted Ginn, Jr. (2007) 3/420/1,663
1,947	Jarvis Landry (2015) 113/1,157/677

#### GAME

302	Mercury Morris (11/1/70 at Baltimore), 8-89/3-68/6-145
299	Ted Ginn, Jr. (11/1/09 at N.Y. Jets), 0-0, 0-0, 6-299
297	Wes Welker (10/16/05 at Tampa Bay), 0-0/3-97/10-200
*280	O.J. McDuffie (12/30/95 at Buffalo), 1-9/11-154/6-117
258	Wes Welker (10/21/05 vs. Oakland), 0-0/2-41/9-217
258	Jarvis Landry (10/4/15 vs. N.Y. Jets at London), 2-29/4-40/8-189

#### BY ROOKIE, SEASON

2,086	Ted Ginn, Jr. (2007) 3/420/1,663
1,912	Jarvis Landry (2014) -4/758/1,158
1,777	Wes Welker (2004), 0/0/1,777

### PUNTING

#### MOST PUNTS

#### CAREER

633	Larry Seiple (1967-77), 25,347 yards
594	Brandon Fields (2007-14), 27,780 yards
555	Reggie Roby (1983-92), 24,036 yards
339	Matt Turk (2000-01, 2003-04), 13,910 yards
307	Matt Haack (2017-20), 13,506 yards

#### SEASON

98	Matt Turk (2004), 41.7 average
93	Klaus Wilmsmeyer (1998), 42.5 average
92	Matt Turk (2000), 42.1 average
92	Matt Darr (2015), 47.6 average
90	Matt Darr (2016), 44.3 average

#### GAME

11	Matt Turk (12/7/03 at New England), 406 yards
10	George Wilson, Jr. (9/9/66 vs. N.Y. Jets), 483 yards
10	George Roberts (10/12/80 at New England), 445 yards
10	Klaus Wilmsmeyer (9/20/98 vs. Pittsburgh), 458 yards
10	Matt Turk (9/19/04 at Cincinnati), 400 yards
10	Donnie Jones (12/25/06 vs. N.Y. Jets), 427 yards
10	Brandon Fields (12/23/07 at New England), 446 yards
10	Brandon Fields (12/12/10 at N.Y. Jets), 564 yards
10	Brandon Fields (12/22/13 at Buffalo), 501 yards
10	Matt Darr (11/20/16 at Los Angeles), 453 yards

### HIGHEST GROSS PUNTING AVERAGE

#### CAREER (min: 120 punts)

46.8	Brandon Fields (2007-14), 594 punts
46.0	Matt Darr (2015-16), 182 punts
44.7	Matt Haack (2017-20), 307 punts
44.2	John Kidd (1994-97), 201 punts
43.3	Reggie Roby (1983-92), 555 punts

#### SEASON (min: 40 punts)

50.2	Brandon Fields (2012), 74 punts
48.85	Brandon Fields (2011), 78 punts
48.82	Brandon Fields (2013), 85 punts
47.6	Matt Darr (2015), 92 punts
46.3	Brandon Fields (2014), 58 punts

#### GAME (min: 4 punts)

58.8	Brandon Fields (9/23/12 vs. N.Y. Jets), 4-235 yards
58.5	Reggie Roby (9/28/86 vs. San Francisco), 4-234 yards
58.2	Matt Darr (10/29/15 at New England), 6-349 yards
56.4	Brandon Fields (12/12/10 at N.Y. Jets), 10-564 yards
55.5	Brandon Fields (12/4/11 vs. Oakland), 4-222 yards

### HIGHEST NET PUNTING AVERAGE

#### CAREER (since 1976, min: 120 punts)

39.9	Matt Haack (2017-20), 307 punts
39.8	Matt Darr (2015-16), 182 punts
39.2	Brandon Fields (2007-14), 594 punts
37.5	Donnie Jones (2005-06), 173 punts
36.9	John Kidd (1994-97), 201 punts

#### SEASON (since 1982, min: 40 punts)

42.4	Brandon Fields (2013), 85 punts
41.2	Brandon Fields (2012), 74 punts
41.2	Brandon Fields (2011), 78 punts
41.1	Matt Haack (2019), 69 punts
40.7	Matt Haack (2017), 83 punts

#### LONGEST PUNTS

77	Reggie Roby (11/29/87 at Buffalo), net 77
77	Matt Turk (11/25/01 at Buffalo), touchback
74	Brandon Fields (12/22/13 at Buffalo), net 74
73	Larry Seiple (11/14/71 vs. Pittsburgh), touchback
73	Reggie Roby (9/28/86 vs. San Francisco), touchback
73	Reggie Roby (10/5/86 at New England), net 73

### MOST INSIDE THE 20

#### SEASON (since 1982)

35	Matt Haack (2018), 87 punts
33	Brandon Fields (2013), 85 punts
32	Brandon Fields (2011), 78 punts
32	Matt Darr (2016), 90 punts
31	Donnie Jones (2005), 88 punts
31	Brandon Fields (2010), 73 punts
31	<b>Michael Palardy (2021), 78 punts</b>

### PUNT RETURNS

#### MOST PUNT RETURNS

#### CAREER

127	Jake Scott (1970-75)
127	O.J. McDuffie (1993-00)
127	Wes Welker (2004-06)
115	Davone Bess (2008-12)
101	Jakeem Grant Sr. (2016-21)



## INDIVIDUAL RECORDS

### SEASON

43	Wes Welker (2004), 10.8 average
43	Wes Welker (2005), 9.1 average
41	Mark Clayton (1983), 9.6 average
41	Wes Welker (2006), 9.2 average
37	Davone Bess (2011), 11.9 average

### GAME

7	Mercury Morris (10/19/69 at Kansas City), 17.6 average
7	Lamont Brightful (9/19/04 at Cincinnati), 11.1 average
7	Marcus Thigpen (11/24/13 vs. Carolina), 10.1 average

### MOST PUNT RETURN YARDS

#### CAREER

1,330	Jake Scott (1970-75)
1,232	Wes Welker (2004-06)
1,196	Davone Bess (2008-12)
1,127	O.J. McDuffie (1993-00)
978	Jakeem Grant Sr. (2016-21)

### SEASON

464	Wes Welker (2004), 10.8 average
442	Davone Bess (2011), 11.9 average
392	Mark Clayton (1983), 9.6 average
390	Wes Welker (2005), 9.1 average
379	Tom Vigorito (1981), 10.5 average

### GAME

123	Mercury Morris (10/19/69 at Kansas City), 7 returns
114	O.J. McDuffie (12/13/93 vs. Pittsburgh), 5 returns
106	James Pruitt (9/14/86 vs. Indianapolis), 2 returns

### MOST PUNT RETURN TOUCHDOWNS

#### CAREER

3	Jakeem Grant Sr. (2016-21)
2	Freddie Solomon (1975-77)
2	Tom Vigorito (1981-85)
2	O.J. McDuffie (1993-00)

### SEASON

2	O.J. McDuffie (1993)
---	----------------------

### LONGEST PUNT RETURNS

88t	Jakeem Grant Sr. (11/1/20 vs. L.A. Rams)
87t	Tom Vigorito (9/10/81 vs. Pittsburgh)
87t	Ted Ginn, Jr. (11/18/07 at Philadelphia)
86t	Tony Nathan (10/14/79 vs. Buffalo)
81t	Jeff Ogden (10/29/00 vs. Green Bay)
79t	Freddie Solomon (12/5/76 vs. Buffalo)
77t	Jake Scott (11/22/70 vs. Baltimore)
74t	Jakeem Grant Sr. (10/9/16 vs. Tennessee)
72t	O.J. McDuffie (12/13/93 vs. Pittsburgh)
72t	Marcus Thigpen (9/9/12 at Houston)
71t	James Pruitt (9/14/86 vs. Indianapolis)
71t	O.J. McDuffie (10/24/93 vs. Indianapolis)
71t	Wes Welker (12/20/04 vs. New England)
71t	Jakeem Grant Sr. (10/7/18 at Cincinnati)
70t	Scott Schwedes (12/17/89 at Indianapolis)

### HIGHEST PUNT RETURN AVERAGE

#### CAREER (min: 50 returns)

13.7	Jeff Ogden (2000-01), 51 returns
11.4	Freddie Solomon (1975-77), 71 returns
10.51	Tom Vigorito (1981-85), 79 returns
10.47	Jake Scott (1970-75), 127 returns
10.4	Davone Bess (2008-12), 115 returns

#### SEASON (min: 15 returns)

17.0	Jeff Ogden (2000), 19 returns
12.5	Nate Jacquet (1999), 28 returns
12.3	Freddie Solomon (1975), 26 returns
12.21	Terrell Buckley (1998), 29 returns
12.15	Marcus Thigpen (2012), 26 returns

#### GAME (min: 3 returns)

33.0	Ted Ginn Jr. (11/18/07 at Philadelphia), 3-99 yards
28.3	Jakeem Grant Sr. (10/7/18 at Cincinnati), 3-85 yards
26.3	Tom Vigorito (9/12/82 at N.Y. Jets), 3-79 yards
26.3	Wes Welker (9/7/06 at Pittsburgh), 3-79 yards
22.8	O.J. McDuffie (12/13/93 vs. Pittsburgh), 5-114 yards

### MOST FAIR CATCHES

#### CAREER

91	O.J. McDuffie (1993-01)
85	Davone Bess (2008-12)
64	Wes Welker (2004-06)
55	Jake Scott (1970-75)
53	Jarvis Landry (2014-17)

### SEASON

29	Wes Welker (2006)
24	O.J. McDuffie (1996)
24	Davone Bess (2011)
23	Wes Welker (2005)
22	O.J. McDuffie (1993)

### GAME

6	Jake Scott (12/20/70 vs. Buffalo)
---	-----------------------------------

## KICKOFF RETURNS

### MOST KICKOFF RETURNS

#### CAREER

166	Wes Welker (2004-06)
147	Ted Ginn, Jr. (2007-09)
123	Fulton Walker (1981-85)
111	Mercury Morris (1969-75)
107	Brock Marion (1998-03)

### SEASON

63	Ted Ginn, Jr. (2007), 22.7 average
62	Brock Marion (1999), 24.6 average
61	Wes Welker (2005), 22.6 average
57	Wes Welker (2004), 23.0 average
52	Ted Ginn, Jr. (2009), 24.9 average

### GAME

8	Joe Cribbs (12/18/88 at Pittsburgh), 21.1 average
*8	Marc Logan (1/12/91 at Buffalo), 17.3 average
8	Ted Ginn, Jr. (12/2/07 vs. N.Y. Jets), 24.8 average
8	Ted Ginn, Jr. (11/23/08 vs. New England), 19.3 average





## INDIVIDUAL RECORDS

### MOST KICKOFF RETURN YARDS

#### CAREER

3,756	Wes Welker (2004-06)
3,386	Ted Ginn, Jr. (2007-09)
2,947	Mercury Morris (1969-75)
2,944	Fulton Walker (1981-85)
2,517	Brock Marion (1998-03)

#### SEASON

1,524	Brock Marion (1999), 24.6 average
1,433	Ted Ginn, Jr. (2007), 22.7 average
1,379	Wes Welker (2005), 22.6 average
1,313	Wes Welker (2004), 23.0 average
1,296	Ted Ginn, Jr. (2009), 24.9 average

#### GAME

299	Ted Ginn, Jr. (11/1/09 at N.Y. Jets), long 101t
215	Travis Minor (10/13/02 at Denver), long 66
210	Wes Welker (1/2/05 at Baltimore), long 95t
205	Albert Johnson (9/29/02 at Kansas City), long 49
204	Gene Milton (9/21/68 vs. Oakland), long 73

### MOST KICKOFF RETURN TOUCHDOWNS

#### CAREER

3	Mercury Morris (1969-75)
2	Ted Ginn, Jr. (2007-09)
2	Jakeem Grant Sr. (2016-21)

#### SEASON

2 Ted Ginn, Jr. (2009)

#### GAME

2 Ted Ginn, Jr. (11/1/09 at N.Y. Jets), 100, 101 yards

### LONGEST KICKOFF RETURNS

105t	Mercury Morris (9/14/69 at Cincinnati)
102t	Jakeem Grant Sr. (9/9/18 vs. Tennessee)
101t	Ted Ginn, Jr. (11/1/09 at N.Y. Jets)
101t	Jakeem Grant Sr. (11/17/19 vs. Buffalo)
100t	Ted Ginn, Jr. (11/1/09 at N.Y. Jets)
**98t	Fulton Walker (1/30/83 vs. Washington)
97t	Marc Logan (10/1/89 at Houston)
96t	Mercury Morris (12/6/70 vs. Boston)
96t	Marcus Thigpen (11/15/12 at Buffalo)
96t	Kenyan Drake (11/6/16 vs. N.Y. Jets)
95t	Joe Auer (9/2/66 vs. Oakland)
95t	Bobby Neff (9/14/68 vs. Houston)
95t	Wes Welker (1/2/05 at Baltimore)

### HIGHEST KICKOFF RETURN AVERAGE

#### CAREER (min: 50 returns)

26.5	Mercury Morris (1969-75), 111 returns
25.3	Duriel Harris (1976-83, 1985), 56 returns
24.81	Marcus Thigpen (2012-13), 77 returns
24.79	Jakeem Grant Sr. (2016-21), 89 returns
23.9	Fulton Walker (1981-85), 123 returns

#### SEASON (min: 14 returns)

32.9	Duriel Harris (1976), 17 returns, 559 yards
29.7	Jakeem Grant Sr. (2018), 18 returns, 535 yards
29.6	Gary Davis (1977), 14 returns, 414 yards
29.0	Mercury Morris (1970), 28 returns, 812 yards
28.2	Mercury Morris (1971), 15 returns, 423 yards

#### GAME (min: 3 returns)

49.8	Ted Ginn, Jr. (11/1/09 at N.Y. Jets), 6-299
47.7	Fulton Walker (10/16/83 at N.Y. Jets), 3-143
**47.5	Fulton Walker (1/30/83 vs. Washington), 4-190
46.7	Joe Auer (9/2/66 vs. Oakland), 3-140
46.0	Marc Logan (10/1/89 at Houston), 3-138

## INTERCEPTIONS

### MOST INTERCEPTIONS

#### CAREER

35	Jake Scott (1970-75)
34	Dick Anderson (1968-77)
31	Sam Madison (1997-05)
29	Glenn Blackwood (1979-87)
29	Patrick Surtain (1998-04)

#### SEASON

10	Dick Westmoreland (1967), 127 yards
<b>10</b>	<b>Xavien Howard (2020), 71 yards</b>
8	Willie West (1966), 62 yards
8	Dick Anderson (1968), 230 yards
8	Dick Anderson (1970), 191 yards
8	Dick Anderson (1973), 163 yards
8	Jake Scott (1974), 75 yards
8	Terrell Buckley (1998), 157 yards
8	Sam Madison (1998), 114 yards

#### GAME

4	Dick Anderson (12/3/73 vs. Pittsburgh), 121 yards
3	Willie West (10/23/66 at Houston), 49 yards
3	Dick Westmoreland (1/26/67 vs. Buffalo), 43 yards
3	Charlie Babb (9/22/75 vs. Oakland), 18 yards
3	Curtis Johnson (10/19/75 vs. N.Y. Jets), 25 yards
3	Larry Gordon (12/10/78 vs. Oakland), 35 yards
*3	A.J. Duhe (1/23/83 vs. N.Y. Jets), 36 yards
3	William Judson (10/16/83 at N.Y. Jets), 23 yards
3	Louis Oliver (10/4/92 at Buffalo), 170 yards
3	Sam Madison (11/7/99 vs. Tennessee), 101 yards

### MOST INTERCEPTIONS BY A ROOKIE

#### SEASON

8	Dick Anderson (1968), 230 yards
5	Lloyd Mumphord (1969), 102 yards
5	Jake Scott (1970), 112 yards
5	Don McNeal (1980), 17 yards

#### GAME

2	Dick Anderson (11/24/68 at Boston), 109 yards
2	Lloyd Mumphord (12/7/69 vs. Denver), 0 yards
2	Curtis Johnson (10/3/70 vs. Oakland), 26 yards
2	Gerald Small (12/10/78 vs. Oakland), 85 yards
2	Don McNeal (10/12/80 at New England), 2 yards
2	Jarvis Williams (10/9/88 at L.A. Raiders), 23 yards

### MOST CONSECUTIVE GAMES WITH AN INTERCEPTION

5	Dick Westmoreland (9th through 13th in 1967)
<b>5</b>	<b>Xavien Howard (9th through 13th in 2020)</b>





## INDIVIDUAL RECORDS

### MOST INTERCEPTION RETURN YARDS

#### CAREER

792	Dick Anderson (1968-77), 23.3 average
569	Louis Oliver (1989-93, 1995-96), 23.7 average
487	Sam Madison (1997-05), 15.7 average
431	Brock Marion (1998-03), 21.6 average
425	Jake Scott (1970-75), 12.1 average
425	Terrell Buckley (1995-99, 2003), 17.7 average

#### SEASON

230	Dick Anderson (1968), 8 for 28.8 average
227	Brock Marion (2001), 5 for 45.4 average
200	Louis Oliver (1992), 5 for 40.0 average
198	Jimmy Warren (1966), 5 for 39.6 average
191	Dick Anderson (1970), 8 for 23.9 average

#### GAME

170	Louis Oliver (10/4/92 at Buffalo), 3 interceptions
121	Dick Anderson (12/3/73 vs. Pittsburgh), 4 interceptions
107	Dick Anderson (11/24/68 at Boston), 2 interceptions
101	Sam Madison (11/7/99 vs. Tennessee), 3 interceptions
100	Brock Marion (11/6/02 vs. Buffalo), 1 interception

### LONGEST INTERCEPTION RETURNS

103t	Louis Oliver (10/4/92 at Buffalo), Jim Kelly
100t	Brock Marion (1/6/02 vs. Buffalo), Travis Brown
96t	Dick Anderson (11/24/68 at Boston), Tom Sherman
94t	Brent Grimes (10/31/13 vs. Cincinnati), Andy Dalton
91t	Terrell Buckley (10/13/96 at Buffalo), Jim Kelly
86t	Dick Anderson (12/20/70 vs. Buffalo), Dennis Shaw
86t	William Judson (60t), Mike Kozlowski (26, lateral), (9/9/84 vs. New England), Steve Grogan
<b>85t</b>	<b>Elandon Roberts (9/26/21 at Las Vegas, Derek Carr</b>
81t	Louis Delmas (10/26/14 at Jacksonville), Blake Bortles
76t	Troy Vincent (58t), Gene Atkins (18, lateral), (12/12/94 vs. Kansas City), Steve Bono
74t	Terrell Buckley (12/21/03 at Buffalo), Drew Bledsoe
70t	Jimmy Warren (11/13/66 at Kansas City), Len Dawson
70	Sammy Knight (11/27/03 at Dallas), Quincy Carter

### INTERCEPTIONS RETURNED FOR TOUCHDOWNS

#### CAREER

4	Reshad Jones (2010-19)
4	Zach Thomas (1996-2007)
3	Dick Anderson (1968-77)
3	Terrell Buckley (1995-99, 2003)
3	Jason Taylor (1997-2007, 2009, 2011)

#### SEASON

2	Bill Stanfill (1969), 15,17 yards
2	Dick Anderson (1973), 27,38 yards
2	Mike Kozlowski (1983), 35,38 yards
2	Zach Thomas (1998), 17,1 yards
2	Brock Marion (2001), 26,100 yards
2	Jason Taylor (2006), 20,51 yards
2	Reshad Jones (2015), 30,23 yards

#### GAME

2	Dick Anderson (12/3/73 vs. Pittsburgh)
2	Mike Kozlowski (12/16/83 vs. N.Y. Jets)

### SACKS

#### MOST SACKS

##### CAREER

131.0	Jason Taylor (1997-2007, 2009, 2011)
98.0	Cameron Wake (2009-18)
69.5	Bill Stanfill (1969-76)
65.5	Doug Betters (1978-87)
65.0	Vern Den Herder (1971-82)

##### SEASON

18.5	Bill Stanfill (1973)
18.5	Jason Taylor (2002)
17.5	Joey Porter (2008)
16.5	Trace Armstrong (2000)
16.0	Doug Betters (1983)

##### GAME

5.0	Bill Stanfill (10/7/73 vs. N.Y. Jets)
5.0	Vern Den Herder (10/21/73 vs. Buffalo)
5.0	Bill Stanfill (11/17/74 vs. Buffalo)
4.5	Cameron Wake (9/30/12 at Arizona)
4.0	Vern Den Herder (9/22/74 at Buffalo)
4.0	Vern Den Herder (11/11/79 vs. Baltimore)
4.0	Doug Betters (9/4/83 at Buffalo)
4.0	E.J. Junior (10/6/91 at New England)
4.0	Joey Porter (9/21/08 at New England)
4.0	Cameron Wake (10/18/15 at Tennessee)

### MOST SACKS BY A ROOKIE

#### SEASON

<b>8.5</b>	<b>Jaelan Phillips (2021)</b>
8.0	Bill Stanfill (1969)
8.0	Lorenzo Bromell (1998)
7.0	A.J. Duhe (1977)
6.0	Marco Coleman (1992)

#### GAME

3.0	A.J. Duhe (11/6/77 at N.Y. Jets)
3.0	Marco Coleman (10/25/92 vs. Indianapolis)
<b>3.0</b>	<b>Jaelan Phillips (11/29/21 vs. Carolina)</b>
2.0	Bill Stanfill (10/26/69 vs. Buffalo)
2.0	Bob Baumhower (11/20/77 at Cincinnati)
2.0	A.J. Duhe (12/11/77 at New England)
2.0	Doug Betters (10/29/78 vs. Baltimore)
2.0	Charles Bowser (1/2/83 at Baltimore)
2.0	John Bosa (12/17/87 vs. N.Y. Jets)
2.0	Marco Coleman (11/1/92 at N.Y. Jets)
2.0	Shane Burton (12/1/96 at Oakland)
2.0	Derrick Rodgers (10/12/97 at N.Y. Jets)
2.0	Lorenzo Bromell (9/13/98 vs. Buffalo)
2.0	Lorenzo Bromell (11/29/98 vs. New Orleans)
2.0	Olivier Vernon (10/14/12 vs. St. Louis)
<b>2.0</b>	<b>Jerome Baker (10/7/18 at Cincinnati)</b>
<b>2.0</b>	<b>Jaelan Phillips (12/5/21 vs. N.Y. Giants)</b>

### FUMBLES

#### MOST FUMBLES

##### CAREER

110	Dan Marino (1983-99)
52	Bob Griese (1967-80)
51	Ryan Tannehill (2012-18)
34	Tony Nathan (1979-87)
31	Mercury Morris (1969-75)



## INDIVIDUAL RECORDS

### SEASON

14	Matt Moore (2011)
13	Gus Fretotte (2005)
10	Dan Marino (1988)
10	A.J. Feeley (2004)
10	Ryan Tannehill (2015)

### GAME

4	Craig Erickson (10/6/96 vs. Seattle)
4	Cleo Lemon (12/9/07 at Buffalo)
4	Jay Cutler (12/17/17 at Buffalo)
3	<b>11 times (last: Tua Tagovailoa, 1/2/2022 at Tennessee)</b>

### MOST FUMBLES BY A ROOKIE

#### SEASON

9	Ryan Tannehill (2012)
8	Tony Nathan (1979)
7	Scott Schwedes (1987)
7	John Beck (2007)
7	Jarvis Landry (2014)

#### GAME

3	Rick Norton (9/9/66 vs. N.Y. Jets)
3	Scott Schwedes (12/13/87 at Philadelphia)
3	John Beck (12/2/07 vs. N.Y. Jets)
3	Jamil Douglas (11/29/15 at N.Y. Jets)

### MOST OWN FUMBLE RECOVERIES

#### CAREER

42	Dan Marino (1983-99)
23	Bob Griese (1967-80)
16	Ryan Tannehill (2012-18)

#### SEASON

7	Dan Marino (1988)
6	Bob Griese (1971)
6	Jay Cutler (2017)

#### GAME

4	Jay Cutler (12/17/17 at Buffalo)
3	Rick Norton (11/9/69 at Boston)
3	Craig Erickson (10/6/96 vs. Seattle)
3	Lamont Brightwell (9/19/04 at Cincinnati)
3	Cleo Lemon (12/9/07 at Buffalo)
3	Ryan Tannehill (11/29/15 at N.Y. Jets)

### MOST OPPONENT FUMBLE RECOVERIES

#### CAREER

27	Jason Taylor (1997-2007, 2009, 2011)
16	Bob Baumhower (1977-86)
15	Dick Anderson (1968-77)
14	Vern Den Herder (1971-82)
13	Glenn Blackwood (1979-87)

#### SEASON

5	Dick Anderson (1972)
5	Bud Brown (1985)
4	12 times (last – Kiko Alonso, 2016)

#### GAME

2	Tom Nomina (11/13/66 at Kansas City), 0 yards
2	Art Powell (10/18/70 at Buffalo), 0 yards
2	Jim Riley (11/7/76 vs. Buffalo), 0 yards

2	Jeris White (11/28/76 at Cleveland), 0 yards
2	Bob Baumhower (12/11/77 at New England), 0 yards
2	Tim Foley (11/29/79 vs. New England), 2 yards
2	Glenn Blackwood (10/19/80 vs. Buffalo), 0 yards
2	Doug Betters (11/6/83 at San Francisco), 0 yards
2	Bud Brown (9/8/85 vs. Houston), 6 yards
2	Bryan Cox (10/31/93 vs. Kansas City), 1 yard
2	Jason Taylor (10/7/01 vs. New England), 1 yard, 1 TD
2	Reshad Jones (12/23/12 vs. Buffalo), 24 yards
2	Reshad Jones (10/8/17 vs. Tennessee), 38 yards

### FUMBLE RETURNS FOR TOUCHDOWNS

85t	Jason Taylor (9/11/05 vs. Denver), Jake Plummer
78t	<b>Andrew Van Ginkel (11/1/20 vs. L.A. Rams), Jared Goff</b>
59t	Trell Hooper (10/11/87 vs. Kansas City), Robert Parker
55t	Liffort Hobley (10/11/87 vs. Kansas City), Chris Smith
50t	Cortland Finnegan (9/28/14 at Oakland in London), Matt McGloin
49t	<b>Xavien Howard (11/11/21 vs. Baltimore), Sammy Watkins</b>
48t	Renaldo Hill (11/19/06 vs. Minnesota), Chester Taylor
48t	Jason Taylor (11/1/09 at N.Y. Jets), Shonn Greene
44t	Don Bessillieu (10/19/80 vs. Buffalo), Joe Cribbs
43t	Michael Lehan (12/2/07 vs. N.Y. Jets), Kellen Clemens
38t	Reshad Jones (10/8/17 vs. Tennessee), Matt Cassel
37t	Pat Johnson (12/24/95 at St. Louis), Todd Kinchen
36t	Shaq Lawson (11/8/20 at Arizona), Kyle Murray
35t	Dick Anderson (10/15/72 vs. San Diego), Mike Garrett
34t	Jason Taylor (11/27/03 at Dallas), Quincy Carter
29t	Jason Taylor (10/1/00 at Cincinnati), Akili Smith
25t	Mike Kozlowski (12/6/81 vs. New England), Sam Cunningham
22t	Terrell Buckley (10/27/97 vs. Chicago), Ricky Proehl
21t	Bob Baumhower (10/7/84 at Pittsburgh), Mark Malone
20t	Sam Madison (10/8/00 vs. Buffalo), Sammy Morris
19t	Liffort Hobley (10/9/88 at L.A. Raiders), Vance Mueller
15t	Jimmy Warren off lateral from Bob Neff, (12/16/67 vs. Boston), Jim Nance
14t	Reshad Jones (11/26/17 at New England), Tom Brady
13t	Nick Buoniconti (9/30/73 vs. New England), John Tarver
13t	Bob Baumhower (10/9/78 vs. Cincinnati), Dave Turner
13t	Brian Sochia (12/30/90 vs. Indianapolis), Jeff George
10t	Willie West (10/6/68 at Houston), Bob Davis
10t	Sean Hill (9/1/96 vs. New England), Louis Oliver
7t	Bob Brudzinski (10/27/85 at Detroit), Eric Hipple
4t	O.J. McDuffie (10/12/97 at N.Y. Jets), Charles Jordan
4t	Jason Taylor (9/13/99 at Denver), Brian Griese
2t	Randy McMichael (10/12/03 at Jacksonville), Obafemi Ayanbadejo
1t	Cliff Odum (10/28/90 at Indianapolis), Jack Trudeau
1t	Jason Taylor (10/7/01 vs. New England), Tom Brady
1t	Derrick Pope (11/28/04 at San Francisco), Tim Rattay
0t	Chuck Klingbeil (9/22/91 vs. Green Bay), Don Majkowski
0t	Scott Miller (9/1/96 vs. New England), Stanley Pritchett
0t	Tim Bowens (11/30/97 at Oakland), Jeff George
0t	Travis Minor (10/28/01 at Seattle), Jay Fiedler
0t	Trent Gamble (9/8/02 vs. Detroit), Chris Cash
0t	Koa Misi (9/19/10 at Minnesota), Brett Favre
0t	<b>Sam Eguavoen (1/9/22 vs. New England), Jakobi Meyers</b>



## INDIVIDUAL RECORDS

### FUMBLE RETURNS FOR TOUCHDOWNS

#### CAREER

6	Jason Taylor (1997-2007, 2009, 2011)
2	Bob Baumhower (1977-86)
2	Liffort Hobley (1987-93)
2	Reshad Jones (2010-19)

### TAKEAWAYS

(interceptions/fumble recoveries)

### MOST TAKEAWAYS

#### CAREER

51	Dick Anderson (1968-77), 34 INTs, 17 FRs
42	Jake Scott (1970-75), 35 INTs, 7 FRs
41	Glenn Blackwood (1979-87), 29 INTs, 12 FRs
35	Sam Madison (1997-05), 31 INTs, 4 FRs
35	Jason Taylor (1997-2007, 2009, 2011), 8 INTs, 27 FRs

#### SEASON

11	Dick Anderson (1970), 8 INTs, 3 FRs
11	Jake Scott (1974), 8 INTs, 3 FRs
10	Dick Westmoreland (1967), 10 INTs
<b>10</b>	<b>Xavien Howard (2020), 10 INTs</b>
9	Dick Anderson (1968), 8 INTs, 1 FR
9	Dick Anderson (1972), 3 INTs, 6 FRs
9	Terrell Buckley (1998), 8 INTs, 1 FR

#### GAME

4	Dick Anderson (12/3/73 vs. Pittsburgh), 4 INTs
4	Jeris White (11/26/76 at Cleveland), 2 INTs, 2 FRs

### MOST TAKEAWAYS BY A ROOKIE

#### SEASON

9	Dick Anderson (1968), 8 INTs, 1 FR
7	Lloyd Mumphord (1969), 5 INTs, 2 FRs
7	Curtis Johnson (1970), 3 INTs, 4 FRs
7	Jarvis Williams (1988), 4 INTs, 3 FRs

#### GAME

3	Lloyd Mumphord (12/7/69 vs. Denver), 2 INTs, 1 FR
---	---

### BLOCKED KICKS

### MOST BLOCKED KICKS

#### CAREER

9	Curtis Johnson (1970-78), 6 FGs, 2 Punts, 1 PAT
8	Lloyd Mumphord (1969-74), 7 FGs, 1 Punt
5	Vern Den Herder (1971-82), 4 FGs, 1 Punt
5	William Judson (1982-89), 3 FGs, 2 Punts
5	Jeff Cross (1988-95), 3 FGs, 1 Punt, 1 PAT

#### SEASON

4	Wahoo McDaniel (1966), 1 FG, 3 PATs
3	Frank Cornish (1970), 2 FGs, 1 PAT
3	Curtis Johnson (1972), 1 FG, 2 Punts
3	Shane Burton (1998), 3 FGs

### MOST BLOCKED FIELD GOALS

#### CAREER

7	Lloyd Mumphord (1969-74)
6	Curtis Johnson (1970-78)
4	Vern Den Herder (1971-82)
4	Bob Baumhower (1977-86)

#### SEASON

3	Shane Burton (1998)
---	---------------------

### BLOCKED FIELD GOAL RETURNS FOR TOUCHDOWNS

51t	Lloyd Mumphord (12/6/70 vs. Boston), Gino Capelletti
47t	Curtis Johnson (12/19/71 vs. Green Bay), Tim Webster

### LONGEST SHORT FIELD GOAL RETURNS

50	Jake Scott (12/6/70 vs. Boston), Gino Capelletti
----	--

### MOST BLOCKED PUNTS

#### CAREER

3	Tim Foley (1970-80)
3	Jimmy Wilson (2011-14)
2	Curtis Johnson (1970-78)
2	William Judson (1982-89)
2	Marc Logan (1989-91)
2	Terrence Fede (2014-17)

#### SEASON

2	Curtis Johnson (1972)
2	Tim Foley (1973)
2	Marc Logan (1991)

### BLOCKED PUNT RETURNS FOR TOUCHDOWNS

19t	Mark Higgs (10/18/90 vs. New England), Brian Hansen
11t	Walt Aikens (12/17/16 at N.Y. Jets), Lachlan Edwards
8t	Tim Foley (11/11/73 vs. Baltimore), David Lee
*5t	Charlie Babb (12/24/72 vs. Cleveland), Don Cockroft
5t	Tim Foley (11/11/73 vs. Baltimore), David Lee
<b>2t</b>	<b>Justin Coleman (11/28/21 vs. Carolina), Lachlan Edwards</b>
0t	Lex Hilliard (11/20/11 vs. Buffalo), Brian Moorman
0t	Olivier Vernon (10/28/12 at N.Y. Jets), Robert Malone

### MOST BLOCKED POINTS AFTER TOUCHDOWNS

#### CAREER

3	Wahoo McDaniel (1966-68)
3	Doug Betters (1978-87)

### DEFENSIVE 2-POINT CONVERSIONS

1	Walt Aikens (12/11/16 vs. Arizona), returned blocked PAT (Jordan Phillips)
---	--



## TEAM RECORDS

\* - Playoff Game

\*\* - Super Bowl

1966-77: 14 games 1983-86: 16 games 1978-81: 16 games 1987: 15 games 1982: 9 games 1988-2020: 16 games 2021-Present: 17 games

Records listed do not include 1982 regular season, which consisted of 9 games due to a players' strike.

# - Record includes game on 11/30/69 played at Tampa's Tampa Stadium and games on 10/28/07, 10/4/15 and 10/11/17 played at London's Wembley Stadium that were designated as home games.

^ - Record includes games on 9/28/14 played at London's Wembley Stadium and 10/17/21 played at London's Tottenham Hotspur Stadium that were designated as road games.

### CHAMPIONSHIPS

#### SUPER BOWL

2 1972, 1973

#### AMERICAN FOOTBALL CONFERENCE

5 1971, 1972, 1973, 1982, 1984

#### AFC EASTERN DIVISION

13 1971, 1972, 1973, 1974, 1979, 1981, 1983, 1984, 1985, 1992, 1994, 2000, 2008

#### PLAYOFF BERTHS

23 1970, 1971, 1972, 1973, 1974, 1978, 1979, 1981, 1982, 1983, 1984, 1985, 1990, 1992, 1994, 1995, 1997, 1998, 1999, 2000, 2001, 2008, 2016

### GAMES

#### REGULAR SEASON RECORD

476-385-4 (.553)

#### PLAYOFF RECORD

20-21 (.488)

#### OVERALL RECORD

496-406-4 (.550)

#### HOME REGULAR-SEASON RECORD

273-156-3 (.635)#

#### ORANGE BOWL REGULAR-SEASON RECORD:

110-38-3 (.738)

#### HARD ROCK STADIUM REGULAR-SEASON RECORD

163-114 (.588)

#### HOME PLAYOFF RECORD

15-7 (.682)

#### ORANGE BOWL PLAYOFF RECORD

10-4 (.714)

#### HARD ROCK STADIUM PLAYOFF RECORD

5-3 (.625)

#### HOME OVERALL RECORD

288-163-3 (.638)#

#### ORANGE BOWL OVERALL RECORD

120-42-3 (.736)

#### HARD ROCK STADIUM OVERALL RECORD

168-117 (.589)

#### ROAD REGULAR-SEASON RECORD

203-229-1 (.470)^

#### ROAD PLAYOFF RECORD

5-14 (.263)

#### ROAD OVERALL RECORD

208-243-1 (.461)^

#### MOST WINS IN A SEASON

17 1972 (14 regular season, 3 playoffs)  
16 1984 (14 regular season, 2 playoffs)

#### BEST SEASON WINNING PERCENTAGE

1.000 in 1972 (14-0 regular season, 3-0 playoffs)

#### FEWEST WINS IN A SEASON

1 in 2007

#### LOWEST SEASON WINNING PERCENTAGE

.063 in 2007 (1-15)

### CONSECUTIVES

#### MOST WINS

18 1st in 1972 through 1st in 1973

#### MOST REGULAR SEASON WINS

16 14th in 1971 through 1st in 1973  
16 12th in 1983 through 11th in 1984

#### MOST HOME WINS

31 10/17/71 through 12/15/74

#### MOST REGULAR-SEASON HOME WINS

27 10/17/71 through 12/15/74

#### MOST ROAD WINS

9 9/17/72 through 1/14/73

#### MOST REGULAR-SEASON ROAD WINS

7 9/17/72 through 12/10/72  
7 12/4/83 through 11/4/84



## TEAM RECORDS

### MOST WINS IN A SERIES

20 vs. Buffalo, 1970-79

### MOST PRESEASON WINS

11 5th in 1975 through 3rd in 1977

### MOST LOSSES

16 14th in 2006 through 13th in 2007

### MOST REGULAR-SEASON LOSSES

16 14th in 2006 through 13th in 2007

### MOST HOME LOSSES

7 12/25/06 through 12/2/07  
7 11/18/10 through 10/23/11

### MOST ROAD LOSSES

11 12/17/06 through 9/14/08

### MOST LOSSES IN A SERIES

8 vs. N.Y. Jets, 1966-69  
8 vs. N.Y. Jets, 1998-2001

### MOST PRESEASON LOSSES

7 5th in 1988 through 2nd in 1990

## SCORING

### MOST POINTS SCORED

Season 513 1984  
Game 55 11/24/77 at St. Louis

### FEWEST POINTS SCORED

Season 213 1966  
Game 0 24 times, last 9/19/21 vs. Buffalo

### MOST POINTS ALLOWED

Season 494 2019  
Game \*62 1/15/00 at Jacksonville  
59 9/8/19 vs. Baltimore

### FEWEST POINTS ALLOWED

Season 150 1973  
Game 0 27 times, last 10/18/20 vs. N.Y. Jets

### MOST POINTS, BOTH TEAMS

Game 96 at N.Y. Jets 51, Miami 45, ot (9/21/86)  
82 at Buffalo 56, Miami 26 (1/3/21)  
81 Buffalo 47, at Miami 34 (12/19/93)

### FEWEST POINTS, BOTH TEAMS

Game 3 at New England 3, Miami 0 (12/12/82)  
3 at Pittsburgh 3, Miami 0 (11/26/07)  
9 New England 6, at Miami 3 (11/20/88)

### MOST DECISIVE WIN

Game 52 52-0 vs. New England (11/12/72)  
44 44-0 vs. Baltimore (11/11/73)  
43 43-0 at N.Y. Jets (10/19/75)  
42 42-0 at Baltimore (9/10/78)  
42 45-3 vs. N.Y. Jets (11/24/86)  
42 42-0 vs. Kansas City (10/11/87)

### MOST DECISIVE LOSS

Game \*55 62-7 at Jacksonville (1/15/00)  
49 59-10 vs. Baltimore (9/8/19)  
45 48-3 vs. Kansas City (9/28/68)  
43 43-0 vs. New England (9/15/19)  
41 41-0 at Kansas City (10/8/67)  
41 41-0 at Indianapolis (12/14/97)

### MOST TOUCHDOWNS SCORED

Season 70 1984  
Game 8 11/24/77 at St. Louis

### FEWEST TOUCHDOWNS SCORED

Season 26 1966, 2006, 2010

### MOST TOUCHDOWNS ALLOWED

Season 57 2019  
Game 8 9/18/66 at Buffalo  
\*8 1/15/00 at Jacksonville  
8 9/8/19 vs. Baltimore  
8 1/3/21 at Buffalo

### FEWEST TOUCHDOWNS ALLOWED

Season 14 1973

### MOST TOUCHDOWNS SCORED BY RUSHING

Season 26 1972, 1975  
Game 4 11 times, last 9/16/13 vs. Oakland

### PASSING

Season 49 1984  
Game 6 11/24/77 at St. Louis  
6 9/21/86 at N.Y. Jets

### INTERCEPTION

Season 5 2001  
Game 2 12/3/73 vs. Pittsburgh  
2 9/12/82 at N.Y. Jets  
2 12/16/83 vs. N.Y. Jets  
2 12/6/98 at Oakland  
2 10/26/14 at Jacksonville

### KICKOFF RETURN

Season 2 2009  
Game 2 11/1/09 at N.Y. Jets

### PUNT RETURN

Season 2 1993

### FUMBLE RETURN

Season 3 1997  
Game 2 10/11/87 vs. Kansas City  
2 9/1/96 vs. New England



## TEAM RECORDS

### BLOCKED PUNT RETURN

Season	2	1973
Game	2	11/11/73 vs. Baltimore

### FEWEST TOUCHDOWNS SCORED BY RUSHING

Season	4	2017
--------	---	------

### PASSING

Season	12	2007, 1969
--------	----	------------

### MOST TOUCHDOWNS ALLOWED BY RUSHING

Season	23	1986
Game	5	9/4/88 at Chicago
Game	5	9/8/19 vs. Baltimore

### PASSING

Season	39	2019
Game	6	10/21/07 vs. New England
Game	6	9/8/19 vs. Baltimore

### INTERCEPTION

Season	8	2004
Game	2	12/18/88 at Pittsburgh
Game	2	11/23/97 at New England
Game	2	10/17/99 at New England
Game	2	11/18/01 vs. N.Y. Jets
Game	2	10/25/09 vs. New Orleans
Game	2	10/26/17 at Baltimore
Game	2	9/15/19 vs. New England

### KICKOFF RETURN

Season	2	1994, 2007, 2010
--------	---	------------------

### PUNT RETURN

Season	2	2008, 2020
--------	---	------------

### FUMBLE RETURN

Season	3	1974
--------	---	------

### BLOCKED FIELD GOAL RETURN

Season	1	1979, 1989, 2010, 2014
--------	---	------------------------

### FEWEST TOUCHDOWNS ALLOWED BY RUSHING

Season	6	1998, 1999
--------	---	------------

### PASSING

Season	5	1973
--------	---	------

### MOST POINTS AFTER TOUCHDOWN SCORED

Season	66	1984
Game	7	11/12/72 vs. New England
Game	7	11/24/77 at St. Louis
Game	7	9/3/95 vs. N.Y. Jets
Game	7	9/8/02 vs. Detroit

### MOST POINTS AFTER TOUCHDOWN SCORED, OPPONENT

Season	49	2007
Game	*8	1/15/00 at Jacksonville
Game	8	9/8/19 vs. Baltimore
Game	8	1/3/21 at Buffalo

### MOST FIELD GOALS SCORED

Season	39	1999
Game	7	12/8/19 at N.Y. Jets

### MOST FIELD GOALS SCORED, OPPONENT

Season	34	2013
Game	5	9/28/69 at Houston
Game	5	9/25/88 at Indianapolis
Game	*5	1/17/93 vs. Buffalo
Game	5	10/13/02 at Denver
Game	5	9/7/03 vs. Houston
Game	5	10/7/07 at Houston
Game	5	9/14/14 at Buffalo
Game	5	9/29/16 at Cincinnati
Game	5	12/24/17 at Kansas City

### MOST SAFETIES SCORED

Season	3	2005, 2014
Game	2	12/3/17 vs. Denver

### MOST SAFETIES SCORED, OPPONENT

Season	4	2015
Game	1	32 times, last 11/3/19 vs. N.Y. Jets

### MOST 2-POINT CONVERSION ATTEMPTS

Season	10	1994
Game	4	at Indianapolis, 11/26/95

### MOST 2-POINT CONVERSION ATTEMPTS, OPPONENT

Season	5	1995, 2009, 2016, 2019
Game	2	Six times, last 12/22/19 vs. Cincinnati

### MOST 2-POINT CONVERSIONS

Season	6	1994
Game	2	at Indianapolis, 11/26/95

### MOST 2-POINT CONVERSIONS, OPPONENT

Season	5	2016
Game	2	12/22/19 vs. Cincinnati

### SCORE BY QUARTERS, DOLPHINS

1st –	21	12/20/70 vs. Buffalo
	21	10/2/77 vs. Houston
	21	12/5/04 vs. Buffalo
	21	10/25/15 vs. Houston
2nd –	28	12/17/67 vs. Boston
	24	10/23/77 vs. Seattle
	24	10/29/78 vs. Baltimore
	24	11/20/83 vs. Baltimore
	24	10/9/88 at L.A. Raiders
	24	12/1/91 vs. Tampa Bay



## TEAM RECORDS

3rd –	21	11/3/74 vs. Atlanta
	21	9/12/82 at N.Y. Jets
	21	9/2/84 at Washington
	21	10/11/87 vs. Kansas City
	21	11/12/89 at N.Y. Jets
	21	10/18/92 vs. New England
	21	12/12/94 vs. Kansas City
	21	9/3/95 vs. N.Y. Jets
	21	10/29/00 vs. Green Bay
	21	11/1/09 at N.Y. Jets
	21	12/4/11 vs. Oakland
	21	12/17/16 at N.Y. Jets

4th –	25	10/10/99 at Indianapolis
	24	11/25/01 at Buffalo
	23	12/21/14 vs. Minnesota

### SCORE BY QUARTERS, OPPONENT

1st –	24	9/28/68 vs. Kansas City
	*24	1/2/82 vs. San Diego
	*24	1/15/00 at Jacksonville
	24	12/9/07 at Buffalo

2nd –	31	12/14/97 at Indianapolis
	28	9/21/86 at N.Y. Jets
	28	10/21/07 vs. New England
	28	1/3/21 at Buffalo

3rd –	24	12/14/14 at New England
	21	12/19/93 vs. Buffalo
	21	12/4/94 vs. Buffalo
	21	10/5/10 vs. New England
	21	11/13/17 at Carolina
	21	10/14/18 vs. Chicago

4th –	30	10/23/00 at N.Y. Jets
	28	10/2/66 at San Diego
	28	12/15/91 at San Diego

### SCORE BY QUARTERS, BOTH TEAMS

1st –	35	12/5/04 vs. Buffalo Miami 21, Buffalo 14
	27	9/28/68 vs. Kansas City Kansas City 24, Miami 3

2nd –	42	9/21/86 at N.Y. Jets N.Y. Jets 28, Miami 14
	35	9/3/95 vs. N.Y. Jets Miami 21, N.Y. Jets 14
	35	10/21/07 vs. New England New England 28, Miami 7
	35	12/9/18 vs. New England New England 21, Miami 14

3rd –	37	11/1/09 at N.Y. Jets Miami 21, N.Y. Jets 16
	29	9/4/94 vs. New England Miami 15, New England 14
	28	12/10/67 vs. San Diego Miami 14, San Diego 14
	28	12/19/93 vs. Buffalo Buffalo 21, Miami 7
	28	11/27/94 at N.Y. Jets Miami 14, N.Y. Jets 14
	28	12/18/13 at Pittsburgh Miami 14, Pittsburgh 14
	28	12/24/16 at Buffalo Miami 14, Buffalo 14
	28	11/13/17 at Carolina Miami 7, Carolina 21

4th –	41	12/21/14 vs. Minnesota Miami 23, Minnesota 18
	39	10/10/99 at Indianapolis Miami 25, Indianapolis 14
	37	10/23/00 at N.Y. Jets N.Y. Jets 30, Miami 7

### MOST CONSECUTIVE QUARTERS HELD SCORELESS BY DOLPHINS

13 1973, 3rd Q in 8th through 3rd Q in 11th

### MOST CONSECUTIVE QUARTERS HELD SCORELESS BY OPPONENT

11 1970, 1st Q in 6th through 3rd Q in 8th

### SCORE BY HALVES, DOLPHINS

1st –	41	10/25/15 vs. Houston
	35	12/17/67 vs. Boston
	31	12/20/70 vs. Buffalo
	31	12/2/85 vs. Chicago
	31	12/7/86 at New Orleans

2nd –	31	9/22/85 vs. Kansas City
	31	12/12/94 vs. Kansas City
	31	9/3/95 vs. N.Y. Jets

### SCORE BY HALVES, OPPONENT

1st –	48	9/18/66 at Buffalo
2nd –	38	10/2/66 at San Diego
	36	10/25/09 vs. New Orleans

### SCORE BY HALVES, BOTH TEAMS

1st –	58	9/18/66 at Buffalo Buffalo 48, Miami 10
	52	9/21/86 at N.Y. Jets N.Y. Jets 31, Miami 21
	52	12/21/08 at Kansas City Kansas City 28, Miami 24
	52	9/8/19 vs. Baltimore Baltimore 42, Miami 10
2nd –	52	10/9/83 vs. Buffalo Miami 28, Buffalo 24

## TIME OF POSSESSION (SINCE 1977)

### HIGHEST TIME OF POSSESSION

Season	32:38	1979
Game	45:07	9/21/09 vs. Indianapolis
	43:39	12/7/87 vs. N.Y. Jets
	41:55	12/16/96 vs. Buffalo

### LOWEST TIME OF POSSESSION

Season	27:02	1988
Game	14:28	9/4/88 at Chicago
	16:32	10/1/89 at Houston
	18:02	10/27/96 vs. Dallas

### HIGHEST TIME OF POSSESSION ALLOWED

Season	32:58	1988
Game	46:29	10/4/81 vs. N.Y. Jets (OT)
	45:32	9/4/88 at Chicago
	44:53	10/27/97 vs. Chicago (OT)



## TEAM RECORDS

### LOWEST TIME OF POSSESSION ALLOWED

<b>Season</b>	27:22	1979
<b>Game</b>	14:53	9/21/09 vs. Indianapolis
	16:21	12/7/87 vs. N.Y. Jets
	18:05	12/16/96 vs. Buffalo

### SCORING DRIVES

#### LONGEST SCORING DRIVES

##### BY PLAYS

21	11/11/12 vs. N.Y. Jets (TD, 94 yards, 12:29)
18	11/11/07 vs. Buffalo (TD, 80 yards, 9:45)
18	9/14/08 at Arizona (TD, 89 yards, 7:04)
18	12/27/09 vs. Houston (FG, 61 yards, 4:18)
17	seven times (last: 10/4/20 vs. Seattle [FG, 73 yards, 7:59])

##### BY YARDS

99	9/10/78 at Baltimore (TD, 7 plays, 3:53)
99	9/24/89 vs. N.Y. Jets (TD, 7 plays, 1:27)
98	9/9/18 vs. Tennessee (TD, 12 plays, 5:21)
97	12/15/02 vs. Oakland (TD, 13 plays, 7:53)
97	12/28/14 vs. N.Y. Jets (TD, 1 play, 0:14)
97	10/18/15 at Tennessee (TD, 9 plays, 5:30)

##### BY TIME OF POSSESSION

12:29	11/11/12 vs. N.Y. Jets (TD, 21 plays, 94)
10:30	10/16/94 vs. L.A. Raiders (FG, 10 plays, 65 yards)
10:16	12/10/01 vs. Indianapolis (TD, 15 plays, 78 yards)
10:09	11/9/09 at New England (TD, 16 plays, 66 yards)
10:01	10/27/74 vs. Baltimore (FG, 16 plays, 73 yards)

#### LONGEST SCORING DRIVES, OPPONENTS

##### BY PLAYS

20	11/24/97 at Chicago (FG, 77 yards, 11:07)
19	Seven times, last: 12/22/13 at Buffalo (FG, 92 yards, 9:16)

##### BY YARDS

99	12/11/76 vs. Minnesota (TD, 16 plays, 9:07)
99	10/27/80 at N.Y. Jets (TD, 17 plays, 9:22)
99	9/30/01 at St. Louis (TD, 11 plays, 5:36)
99	9/12/11 vs. New England (TD, 1 play, 0:13)
99	12/11/16 vs. Arizona (TD, 12 plays, 6:43)
99	11/11/21 vs. Baltimore (TD, 9 plays, 4:12)

##### BY TIME OF POSSESSION

12:45	12/14/75 at Baltimore (FG, 17 plays, 82 yards)
11:07	11/24/91 at Chicago (FG, 20 plays, 77 yards)
11:05	12/16/01 at San Francisco (TD, 17 plays, 98 yards)

### FIRST DOWNS

#### MOST FIRST DOWNS

<b>Season</b>	387	1984
<b>Game</b>	36	12/21/14 vs. Minnesota
	34	11/24/77 at St. Louis
	34	12/12/88 vs. Cleveland

#### FEWEST FIRST DOWNS

<b>Season</b>	200	1966
<b>Game</b>	6	11/14/99 at Buffalo
	6	12/12/10 at N.Y. Jets
	6	12/22/13 at Buffalo

#### MOST FIRST DOWNS ALLOWED

<b>Season</b>	361	2019
<b>Game</b>	39	11/27/88 at N.Y. Jets
	*34	1/2/82 vs. San Diego
	34	11/18/84 at San Diego

#### FEWEST FIRST DOWNS ALLOWED

<b>Season</b>	186	1972
<b>Game</b>	4	11/11/73 vs. Baltimore
	5	9/2/79 at Buffalo
	7	9/24/72 vs. Houston
	7	10/28/90 at Indianapolis

#### MOST FIRST DOWNS, BOTH TEAMS

<b>Season</b>	701	1984
<b>Game</b>	*59	1/2/82 vs. San Diego
	59	10/9/83 vs. Buffalo
	59	11/27/88 at N.Y. Jets

#### FEWEST FIRST DOWNS, BOTH TEAMS

<b>Season</b>	410	1973
<b>Game</b>	15	11/9/69 at Boston
	20	12/12/10 at N.Y. Jets
	21	Three times, last 11/11/73 vs. Baltimore

#### MOST FIRST DOWNS

##### BY RUSHING

<b>Season</b>	170	1972
<b>Game</b>	19	10/29/72 at Baltimore
	19	11/24/77 at St. Louis

##### BY PASSING

<b>Season</b>	250	1986
<b>Game</b>	26	12/12/88 vs. Cleveland
	24	9/15/85 vs. Indianapolis
	24	9/21/86 at N.Y. Jets
	24	11/16/86 at Buffalo
	24	9/24/89 vs. N.Y. Jets

##### BY PENALTY

<b>Season</b>	41	2019
<b>Game</b>	7	11/8/15 at Buffalo
	6	12/4/66 at Denver
	6	11/26/67 vs. Buffalo
	6	9/8/96 at Arizona
	6	12/21/14 vs. Minnesota
	6	10/22/17 vs. N.Y. Jets

#### FEWEST FIRST DOWNS

##### BY RUSHING

<b>Season</b>	61	2013
<b>Game</b>	0	10/15/67 at Boston
	*0	1/15/00 at Jacksonville
	*0	1/6/01 at Oakland
	0	9/19/04 at Cincinnati
	0	10/6/13 vs. Baltimore
	0	9/20/15 at Jacksonville
	0	11/24/15 at N.Y. Jets
	0	9/24/17 at N.Y. Jets





## TEAM RECORDS

### BY PASSING

Season	91	1973
Game	1	9/4/83 at Buffalo

### BY PENALTY

Season	12	2013
--------	----	------

### MOST FIRST DOWNS ALLOWED

#### BY RUSHING

Season	155	1988
Game	**24	1/30/83 vs. Washington
	*18	12/30/95 at Buffalo
	18	9/13/20 at New England

### BY PASSING

Season	215	2012
Game	26	10/11/21 at Tampa Bay
	23	11/27/88 at N.Y. Jets

### BY PENALTY

Season	42	2005
Game	7	10/9/83 vs. Buffalo
	7	10/23/00 at N.Y. Jets (OT)
	7	11/13/16 at San Diego

### FEWEST FIRST DOWNS ALLOWED

#### BY RUSHING

Season	66	1969
Game	0	12/20/70 vs. Buffalo
	0	10/13/74 at Washington
	*0	1/9/00 at Seattle
	0	9/14/03 at N.Y. Jets
	0	11/23/06 at Detroit
	0	11/2/08 at Denver
	0	10/4/09 vs. Buffalo
	0	9/30/12 at Arizona

### BY PASSING

Season	78	1973
Game	0	12/8/68 vs. Boston
	1	11/5/79 vs. Houston
	1	12/12/82 at New England

### BY PENALTY

Season	8	1973, 1974
--------	---	------------

## TOTAL NET YARDS

### MOST NET YARDS

Season	6,936	1984
Game	584	10/23/88 vs. N.Y. Jets
	*569	1/6/85 vs. Pittsburgh
	552	9/30/84 at St. Louis
	552	10/21/84 at New England

### FEWEST NET YARDS

Season	3,458	1966
Game	88	10/12/80 at New England
	101	11/14/99 at Buffalo
	103	12/22/13 at Buffalo

### MOST NET YARDS ALLOWED

Season	6,364	2019
--------	-------	------

Game	643	9/8/19 vs. Baltimore
	622	9/12/11 vs. New England
	597	11/27/88 at N.Y. Jets
	593	10/3/76 vs. Los Angeles

### FEWEST NET YARDS ALLOWED

Season	3,281	1973
Game	76	10/21/73 vs. Buffalo
	117	10/17/71 vs. New England
	118	10/16/66 vs. Denver
	118	9/21/03 vs. Buffalo

### MOST NET YARDS GAINED, BOTH TEAMS

Season	12,374	1986
Game	1,110	9/12/11 vs. New England
	1,066	9/21/86 at N.Y. Jets

### FEWEST NET YARDS GAINED, BOTH TEAMS

Season	7,384	1973
Game	335	10/16/66 vs. Denver

## RUSHING

### MOST RUSHING YARDS

Season	2,960	1972
Game	315	11/11/73 vs. Baltimore
	304	12/3/72 at New England
	302	10/24/71 at N.Y. Jets
	302	11/7/71 vs. Buffalo
	301	9/30/73 vs. New England

### FEWEST RUSHING YARDS

Season	1,156	2019
Game	2	11/11/13 at Tampa Bay
	7	11/19/06 vs. Minnesota
	12	11/29/15 at N.Y. Jets
	14	11/19/90 vs. L.A. Raiders
	*14	1/9/99 at Denver
	14	12/23/13 at Buffalo

### MOST RUSHING YARDS ALLOWED

Season	2,506	1988
Game	*341	12/30/95 at Buffalo
	305	12/18/88 at Pittsburgh
	299	9/30/07 vs. Oakland

### FEWEST RUSHING YARDS ALLOWED

Season	1,430	1994
Game	14	11/2/08 at Denver
	16	9/2/66 vs. Oakland
	16	11/28/10 at Oakland

### MOST RUSHING YARDS, BOTH TEAMS

Season	4,627	1978
Game	533	12/24/16 at Buffalo
	508	11/7/71 vs. Buffalo
	487	12/5/76 vs. Buffalo

### FEWEST RUSHING YARDS, BOTH TEAMS

Season	2,920	1966
Game	67	9/8/13 at Cleveland
	74	11/23/98 at New England
	79	12/19/99 vs. San Diego



## TEAM RECORDS

### MOST RUSHING ATTEMPTS

<b>Season</b>	613	1972
<b>Game</b>	58	10/5/75 at Green Bay
	56	9/12/82 at N.Y. Jets
	55	11/24/77 at St. Louis

### FEWEST RUSHING ATTEMPTS

<b>Season</b>	326	1967
<b>Game</b>	*8	1/8/95 at San Diego
	**9	1/20/85 vs. San Francisco
	9	9/7/86 at San Diego
	9	11/29/15 at N.Y. Jets
	9	10/10/21 at Tampa Bay
	10	9/4/88 at Chicago
	10	12/2/90 at Washington

### MOST RUSHING ATTEMPTS, OPPONENT

<b>Season</b>	557	1988
<b>Game</b>	*59	1/12/86 vs. New England
	54	9/4/88 at Chicago
	**52	1/30/83 vs. Washington
	*52	12/30/95 at Buffalo

### FEWEST RUSHING ATTEMPTS, OPPONENT

<b>Season</b>	387	1970
<b>Game</b>	7	9/4/94 at Green Bay
	10	11/23/06 at Detroit
	10	12/11/17 vs. New England
	11	9/14/03 at N.Y. Jets
	11	9/21/09 vs. Indianapolis

### HIGHEST RUSHING AVERAGE

<b>Season</b>	5.00	1971
---------------	------	------

### LOWEST RUSHING AVERAGE

<b>Season</b>	3.12	1997
---------------	------	------

### HIGHEST RUSHING AVERAGE, OPPONENT

<b>Season</b>	4.88	1968
---------------	------	------

### LOWEST RUSHING AVERAGE, OPPONENT

<b>Season</b>	3.29	2003
---------------	------	------

## PASSING

### MOST NET YARDS PASSING

<b>Season</b>	5,018	1984
<b>Game</b>	521	10/23/88 vs. N.Y. Jets
	456	9/4/94 vs. New England
	446	9/24/89 vs. N.Y. Jets

### FEWEST NET YARDS PASSING

<b>Season</b>	1,582	1973
<b>Game</b>	22	11/23/69 vs. Houston
	*26	12/30/73 vs. Oakland
	26	9/4/83 at Buffalo

### MOST NET YARDS PASSING ALLOWED

<b>Season</b>	4,198	2019
<b>Game</b>	516	9/12/11 vs. New England
	449	9/21/86 at N.Y. Jets
	437	10/10/21 at Tampa Bay

### FEWEST NET YARDS PASSING ALLOWED

<b>Season</b>	1,290	1973
<b>Game</b>	1	10/21/73 vs. Buffalo
	11	11/5/79 vs. Houston
	13	12/12/82 at New England

### MOST NET YARDS PASSING, BOTH TEAMS

<b>Season</b>	8,336	1986
<b>Game</b>	884	9/21/86 at N.Y. Jets

### FEWEST NET YARDS PASSING, BOTH TEAMS

<b>Season</b>	2,872	1973
<b>Game</b>	72	12/12/82 at New England

### MOST GROSS YARDS PASSING

<b>Season</b>	5,146	1984
<b>Game</b>	521	10/23/88 vs. N.Y. Jets
	473	9/4/94 vs. New England
	470	12/2/84 vs. L.A. Raiders

### FEWEST GROSS YARDS PASSING

<b>Season</b>	1,675	1973
<b>Game</b>	*34	12/30/73 vs. Oakland
	46	9/4/83 at Buffalo
	46	12/21/03 at Buffalo

### MOST GROSS YARDS PASSING ALLOWED

<b>Season</b>	4,373	2020
<b>Game</b>	517	9/12/11 vs. New England
	479	9/21/86 at N.Y. Jets
	452	10/10/21 at Tampa Bay

### FEWEST GROSS YARDS PASSING ALLOWED

<b>Season</b>	1,604	1973
<b>Game</b>	13	12/12/82 at New England
	25	11/5/79 vs. Houston
	35	12/9/73 at Baltimore

### MOST PASS ATTEMPTS

<b>Season</b>	645	1986
<b>Game</b>	*66	12/30/95 at Buffalo
	65	12/4/05 vs. Buffalo
	62	10/22/06 vs. Green Bay

### FEWEST PASS ATTEMPTS

<b>Season</b>	256	1973
<b>Game</b>	*6	12/30/73 vs. Oakland
	**7	1/13/74 vs. Minnesota
	*8	1/2/72 vs. Baltimore

### MOST PASS ATTEMPTS, OPPONENT

<b>Season</b>	608	2021
<b>Game</b>	61	11/1/20 vs. L.A. Rams
	59	10/23/00 at N.Y. Jets (OT)
	58	10/4/92 at Buffalo
	56	11/18/84 at San Diego
	56	9/7/14 vs. New England
	56	12/22/19 vs. Cincinnati



## TEAM RECORDS

### FEWEST PASS ATTEMPTS, OPPONENT

<b>Season</b>	320	1973
<b>Game</b>	5	12/12/82 at New England
	8	11/14/76 at Pittsburgh
	8	12/9/73 at Baltimore

### MOST PASS COMPLETIONS

<b>Season</b>	404	2021
<b>Game</b>	39	11/16/86 at Buffalo
	38	11/23/97 at New England
	36	1/3/21 at Buffalo

### FEWEST PASS COMPLETIONS

<b>Season</b>	133	1973
<b>Game</b>	3	10/15/73 at Cleveland
	*3	12/30/73 vs. Oakland

### MOST PASS COMPLETIONS, OPPONENT

<b>Season</b>	373	2021
<b>Game</b>	38	10/9/83 vs. Buffalo
	37	11/18/84 at San Diego
	37	12/4/16 at Baltimore

### FEWEST PASS COMPLETIONS, OPPONENT

<b>Season</b>	151	1973
<b>Game</b>	2	11/9/69 at Boston
	2	12/12/82 at New England
	4	11/14/76 at Pittsburgh

## INTERCEPTIONS

### MOST INTERCEPTIONS

<b>Season</b>	32	1978, 458 yards
<b>Game</b>	6	12/3/73 vs. Pittsburgh
	6	10/19/75 at N.Y. Jets
	6	9/10/78 at Baltimore
	6	11/21/82 at Buffalo
	6	10/16/83 at N.Y. Jets
	6	12/6/98 at Oakland

### FEWEST INTERCEPTIONS

<b>Season</b>	8	2006, 116 yards
---------------	---	-----------------

### MOST INTERCEPTIONS, OPPONENT

<b>Season</b>	32	1966, 370 yards
<b>Game</b>	6	11/13/66 at Kansas City

### FEWEST INTERCEPTIONS, OPPONENT

<b>Season</b>	7	2008, 130 yards
---------------	---	-----------------

### MOST INTERCEPTION RETURN YARDS

<b>Season</b>	522	1966
<b>Game</b>	218	10/4/92 at Buffalo

### FEWEST INTERCEPTION RETURN YARDS

<b>Season</b>	66	2010
---------------	----	------

### MOST INTERCEPTION RETURN YARDS, OPPONENT

<b>Season</b>	596	1969
<b>Game</b>	160	11/23/97 at New England
	151	12/2/84 vs. L.A. Raiders
	151	11/18/01 vs. N.Y. Jets

### FEWEST INTERCEPTION RETURN YARDS, OPPONENT

<b>Season</b>	100	1985
---------------	-----	------

## PENALTIES

### MOST PENALTIES

<b>Season</b>	137	2017, 1,154 yards
<b>Game</b>	18	10/9/05 at Buffalo
	17	11/19/17 vs. Tampa Bay

### MOST YARDS PENALIZED

<b>Season</b>	1,154	2017, on 137
<b>Game</b>	149	10/12/03 at Jacksonville
	145	12/31/17 vs. Buffalo
	143	10/1/95 at Cincinnati

### FEWEST PENALTIES

<b>Season</b>	48	1968, 485 yards
<b>Game</b>	0	12/23/67 vs. Houston
	0	12/8/68 vs. Boston
	0	9/29/91 at N.Y. Jets
	*0	1/10/93 vs. San Diego
	0	12/21/98 vs. Denver
	0	9/15/13 at Indianapolis

### FEWEST YARDS PENALIZED

<b>Season</b>	416	1973, on 52
<b>Game</b>	0	12/23/67 vs. Houston
	0	12/8/68 vs. Boston
	0	9/29/91 at N.Y. Jets
	*0	1/10/93 vs. San Diego
	0	12/21/98 vs. Denver
	0	9/15/13 at Indianapolis

### MOST PENALTIES, OPPONENT

<b>Season</b>	122	2017, 1,077 yards
<b>Game</b>	19	12/22/85 vs. Buffalo
	17	10/18/87 at N.Y. Jets
	15	10/9/83 vs. Buffalo

### MOST YARDS PENALIZED, OPPONENT

<b>Season</b>	1,084	2019, on 111
<b>Game</b>	163	10/4/15 vs. N.Y. Jets (at London)
	156	9/20/69 at Oakland
	144	11/5/67 at Buffalo

### FEWEST PENALTIES, OPPONENT

<b>Season</b>	59	1967, 691 yards
<b>Game</b>	0	10/4/20 vs. Seattle

### FEWEST YARDS PENALIZED, OPPONENT

<b>Season</b>	525	1974, on 67
<b>Game</b>	0	10/4/20 vs. Seattle

### MOST PENALTIES, BOTH TEAMS

<b>Season</b>	259	2017, 2,231 yards
<b>Game</b>	26	12/22/85 vs. Buffalo
	26	11/19/17 vs. Tampa Bay
	25	10/9/05 at Buffalo

### MOST YARDS PENALIZED, BOTH TEAMS

<b>Season</b>	2,231	2017, on 259
<b>Game</b>	243	10/4/15 vs. N.Y. Jets (at London)
	230	10/3/70 vs. Oakland
	227	11/30/69 vs. Boston (at Tampa)



## TEAM RECORDS

### FEWEST PENALTIES, BOTH TEAMS

<b>Season</b>	112	1967, 1,181 yards
<b>Game</b>	2	12/23/67 vs. Houston
	2	11/11/73 vs. Baltimore
	2	12/12/82 at New England

### FEWEST YARDS PENALIZED, BOTH TEAMS

<b>Season</b>	1,032	1973, on 113
<b>Game</b>	10	11/11/73 vs. Baltimore
	10	12/12/82 at New England
	13	9/15/13 at Indianapolis

## PUNTING

### MOST PUNTS

<b>Season</b>	99	2004
<b>Game</b>	11	12/7/03 at New England

### MOST PUNT YARDS

<b>Season</b>	4,380	2015, 47.6 average
<b>Game</b>	564	12/12/10 at N.Y. Jets
	501	12/22/13 at Buffalo

### FEWEST PUNTS

<b>Season</b>	44	1972
<b>Game</b>	0	9/23/79 vs. Chicago
	0	10/12/86 vs. Buffalo
	0	12/12/88 vs. Cleveland
	0	12/28/03 vs. N.Y. Jets

### MOST PUNTS, OPPONENT

<b>Season</b>	102	2004
<b>Game</b>	11	11/11/73 vs. Baltimore
	11	12/7/03 at New England

### MOST PUNT YARDS, OPPONENT

<b>Season</b>	4,313	2011, 45.4 average
<b>Game</b>	475	9/20/98 vs. Pittsburgh

### FEWEST PUNTS, OPPONENT

<b>Season</b>	52	1967
<b>Game</b>	0	12/17/67 vs. Boston
	0	9/21/97 at Tampa Bay
	0	11/7/10 at Baltimore
	0	9/29/19 vs. L.A. Chargers
	1	22 times, last 10/10/21 at Tampa Bay

### MOST PUNTS, BOTH TEAMS

<b>Season</b>	201	2004
<b>Game</b>	22	12/7/03 at New England

### FEWEST PUNTS, BOTH TEAMS

<b>Season</b>	116	1995
<b>Game</b>	1	10/12/86 vs. Buffalo
	2	9/23/79 vs. Chicago
	2	12/12/88 vs. Cleveland

### HIGHEST PUNTING AVERAGE

<b>Season</b>	49.7	2012, 76 punts
<b>x-Game</b>	58.8	9/23/12 vs. N.Y. Jets

### HIGHEST PUNTING AVERAGE, OPPONENT

<b>Season</b>	46.7	2008, 61 punts
<b>x-Game</b>	56.7	11/24/13 vs. Carolina

x - minimum 4 punts

## PUNT RETURNS

### MOST PUNT RETURNS

<b>Season</b>	55	1983, 581 yards
<b>Game</b>	7	10/19/69 at Kansas City
	7	9/19/04 at Cincinnati
	7	11/24/13 vs. Carolina

### MOST PUNT RETURN YARDS

<b>Season</b>	581	1983, 55 returns
<b>Game</b>	123	10/19/69 at Kansas City
	123	12/13/93 vs. Pittsburgh

### MOST PUNT RETURNS, OPPONENT

<b>Season</b>	50	2015, 526 yards
<b>Game</b>	9	12/12/10 at N.Y. Jets
	8	9/9/66 vs. N.Y. Jets
	8	12/24/05 vs. Tennessee

### MOST PUNT RETURN YARDS, OPPONENT

<b>Season</b>	526	2015, 50 returns
<b>Game</b>	116	12/16/18 at Minnesota
	115	10/12/80 at New England
	113	11/16/08 vs. Oakland

## KICKOFF RETURNS

### MOST KICKOFF RETURNS

<b>Season</b>	78	2007, 1,552 yards
<b>Game</b>	9	9/18/66 at Buffalo
	9	9/7/86 at San Diego
	*9	1/12/91 at Buffalo
	*9	1/15/00 at Jacksonville
	9	12/2/07 vs. N.Y. Jets

### MOST KICKOFF RETURN YARDS

<b>Season</b>	1,739	2009, 75 returns
<b>Game</b>	299	11/1/09 at N.Y. Jets
	245	12/5/71 at New England

### MOST KICKOFF RETURNS, OPPONENT

<b>Season</b>	85	1995, 1,782 yards
<b>Game</b>	9	11/24/77 at St. Louis
	9	9/3/95 vs. N.Y. Jets

### MOST KICKOFF RETURN YARDS, OPPONENT

<b>Season</b>	1,782	1995, 85 returns
<b>Game</b>	251	12/12/94 vs. Kansas City
	248	9/21/08 at New England



## TEAM RECORDS

### SACKS

#### MOST SACKS

<b>Season</b>	49.0	1983, 363 yards
	49.0	2005, 375 yards
<b>Game</b>	9.0-59.0	10/21/73 vs. Buffalo
	8.0-61.0	9/20/81 at Houston
	8.0-57.0	9/13/98 vs. Buffalo
	8.0-47.0	12/6/98 at Oakland
	8.0-34.0	11/28/04 at San Francisco
	8.0-53.0	11/23/06 at Detroit
	8.0-55.0	9/30/12 at Arizona
	8.0-54.0	12/27/21 at New Orleans

#### FEWEST SACKS

<b>Season</b>	16.0	1966, 180 yards
---------------	------	-----------------

#### MOST SACKS, OPPONENT

<b>Season</b>	58.0	2013, 399 yards and 2019, 313 yards
<b>Game</b>	9.0-53.0	10/17/99 at New England
	9.0-60.0	12/11/11 vs. Philadelphia
	9.0-71.0	12/16/18 at Minnesota

#### FEWEST SACKS, OPPONENT

<b>Season</b>	7.0	1988, 41 yards
---------------	-----	----------------

#### MOST CONSECUTIVE GAMES WITH NO SACKS ALLOWED

19 5th through 16th in 1988 and 1st through 7th in 1989

#### MOST SACKS, BOTH TEAMS

<b>Season</b>	100.0	2013, 671 yards
---------------	-------	-----------------

#### FEWEST SACKS, BOTH TEAMS

<b>Season</b>	31.0	1988, 208 yards
---------------	------	-----------------

### FUMBLES

#### MOST FUMBLES

<b>Season</b>	42	2004
<b>Game</b>	8	12/9/07 at Buffalo
	7	10/6/96 vs. Seattle

#### MOST FUMBLES LOST

<b>Season</b>	20	1985
<b>Game</b>	5-5	9/25/83 vs. Kansas City
	*6-5	1/15/00 at Jacksonville
	4-4	10/15/67 at Boston
	5-4	11/15/70 vs. New Orleans
	4-4	9/19/71 at Denver
	*5-4	1/12/86 vs. New England
	4-4	9/7/86 at San Diego
	5-4	10/18/90 vs. New England
	4-4	12/27/98 at Atlanta

#### FEWEST FUMBLES

<b>Season</b>	12	2000
---------------	----	------

#### MOST FUMBLES, OPPONENT

<b>Season</b>	38	1971, 1983
<b>Game</b>	7	11/7/71 vs. Buffalo
	7	9/18/77 at Buffalo
	7	10/23/83 at Baltimore
	7	12/4/94 vs. Buffalo

#### MOST FUMBLES LOST, OPPONENT

<b>Season</b>	21	1971, 1978
---------------	----	------------

### TAKEAWAY/GIVEAWAY

#### BEST RATIO

<b>Season</b>	+23	1978, 53 TAs, 30 GAs
	+18	1972, 46 TAs, 28 GAs

#### WORST RATIO

<b>Season</b>	-18	1989, 23 TAs, 41 GAs
	-17	2004, 25 TAs, 42 GAs

#### MOST TAKEAWAYS

<b>Season</b>	53	1978, 21 FRs, 32 INTs
	46	1966, 15 FRs, 31 INTs
	46	1972, 20 FRs, 26 INTs

#### FEWEST TAKEAWAYS

<b>Season</b>	15	2017, 6 FRs, 9 INTs
---------------	----	---------------------

#### MOST TAKEAWAYS, OPPONENT

<b>Season</b>	44	1967, 16 FRs, 28 INTs
---------------	----	-----------------------

#### FEWEST TAKEAWAYS, OPPONENT

<b>Season</b>	13	2008, 6 FRs, 7 INTs
---------------	----	---------------------

### BLOCKED PUNTS

#### MOST BLOCKED PUNTS

<b>Season</b>	3	2014
---------------	---	------



## ALL-TIME LEADERS

(**boldface** indicates active player)

RUSHING							
PLAYER	YEARS	NO.	YDS.	AVG.	LG	TD	
1.	Larry Csonka	1968-74, 1979	1,506	6,737	4.5	54t	53
2.	Ricky Williams	2002-03, 2005, 2007-10	1,509	6,436	4.3	68t	48
3.	Ronnie Brown	2005-10	1,128	4,815	4.3	65t	36
4.	Mercury Morris	1969-75	754	3,877	5.1	70t	29
5.	Jim Kiick	1968-74	997	3,644	3.7	56	28
6.	Tony Nathan	1979-87	732	3,543	4.8	46	16
7.	Karim Abdul-Jabbar	1996-99	888	3,063	3.4	45	33
8.	Lamar Miller	2012-15	638	2,930	4.6	97t	19
9.	Mark Higgs	1990-94	702	2,648	3.8	31	14
10.	Delvin Williams	1978-80	643	2,632	4.1	65	13
11.	Andra Franklin	1981-84	622	2,232	3.6	29	22
12.	Benny Malone	1974-78	503	2,129	4.2	66t	16
13.	Lamar Smith	2000-01	622	2,107	3.4	68t	20
14.	Reggie Bush	2011-12	443	2,072	4.7	76t	12
15.	Bernie Parmalee	1992-98	513	1,959	3.8	47t	15
16.	Lorenzo Hampton	1985-89	500	1,949	3.9	54t	22
17.	Jay Ajayi	2015-17	447	1,924	4.3	62t	9
18.	Sammie Smith	1989-91	509	1,787	3.5	33	15
19.	Woody Bennett	1980-88	419	1,744	4.2	25	9
20.	Kenyan Drake	2016-19	333	1,532	4.6	66t	9
21.	Don Nottingham	1973-77	365	1,524	4.2	56	25
22.	Norm Bulaich	1975-79	340	1,498	4.4	63	17
23.	Daniel Thomas	2011-14	409	1,480	3.6	55	10
24.	Gary Davis	1976-79	317	1,389	4.4	65t	7
25.	Troy Stradford	1987-90	343	1,332	3.9	51	10
26.	<b>Myles Gaskin</b>	<b>2019-21</b>	<b>351</b>	<b>1,329</b>	<b>3.8</b>	<b>30</b>	<b>7</b>
27.	Ryan Tannehill	2012-18	248	1,210	4.9	48	6
28.	Travis Minor	2001-06	277	1,133	4.1	56t	8
29.	Ron Davenport	1985-89	274	1,127	4.1	64	13
30.	Terry Kirby	1993-95	287	1,037	3.6	38	9
31.	Bob Griese	1967-80	261	994	3.8	35	7
32.	Sammy Morris	2004-06	240	981	4.1	55	8
33.	Irving Spikes	1994-97	252	934	3.7	49	8
34.	Leroy Harris	1977-78	214	929	4.3	77t	6
35.	Jay Fiedler	2000-04	201	834	4.1	30	11
36.	David Woodley	1980-83	173	771	4.5	29	9
37.	J.J. Johnson	1999-01	219	748	3.4	34	5
38.	Frank Gore	2018	156	722	4.6	39	0
39.	Joe Carter	1984-86	118	589	5.0	35	1
40.	Stan Mitchell	1966-70	173	548	3.1	30	4
41.	Joe Auer	1966-67	165	544	3.3	41	5
42.	Marc Logan	1989-91	140	523	3.7	17	2
43.	Jesse Chatman	2005, 2007	128	515	4.0	30	1
44.	John Avery	1998-99	143	503	3.5	44	2
45.	Damien Williams	2014-17	133	477	3.6	69	3
46.	Bobby Humphrey	1992	102	471	4.6	21	1
47.	<b>Salvon Ahmed</b>	<b>2020-21</b>	<b>129</b>	<b>468</b>	<b>3.6</b>	<b>31</b>	<b>3</b>
48.	Hubert Ginn	1970-75	101	415	4.1	46	3
49.	Cecil Collins	1999	131	414	3.2	25t	2
50.	Ryan Fitzpatrick	2019-20	84	394	4.7	20	6
51.	David Overstreet	1983	85	392	4.6	44	1
52.	Keith Byars	1993-96	98	377	3.8	77t	6
53.	Chris Chambers	2001-07	41	355	8.7	61	0
54.	<b>Duke Johnson</b>	<b>2021</b>	<b>71</b>	<b>330</b>	<b>4.7</b>	<b>27</b>	<b>3</b>
55.	Kalen Ballage	2018-19	110	326	3.0	75t	4
56.	Sam Price	1966-68	82	313	3.8	38	1
57.	Abner Haynes	1967	56	274	4.9	65t	2
58.	Lousaka Polite	2008-10	86	270	3.1	14	1
59.	Cookie Gilchrist	1966	72	262	3.6	22	0
60.	Matt Breida	2020	59	254	4.3	24	0
61.	Terry Robiskie	1980-81	78	250	3.2	36	2



## ALL-TIME LEADERS

RUSHING							
PLAYER	YEARS	NO.	YDS.	AVG.	LG	TD	
62.	Nat Moore	1974-86	40	249	6.2	36	1
<b>63.</b>	<b>Patrick Laird</b>	<b>2019-21</b>	<b>76</b>	<b>244</b>	<b>3.2</b>	<b>18</b>	<b>1</b>
<b>64.</b>	<b>Tua Tagovailoa</b>	<b>2020-21</b>	<b>78</b>	<b>237</b>	<b>3.0</b>	<b>23</b>	<b>6</b>
65.	Steve Howell	1979-81	68	235	3.4	23	1
66.	Billy Joe	1966	71	232	3.3	14	0
67.	Charles Leigh	1971-74	48	228	4.8	34t	1
68.	Tom Vigorito	1981-85	54	215	4.0	33t	2
	Stan Winfrey	1975-77	55	215	3.9	13	1
70.	Stanley Pritchett	1996-99	63	211	3.3	25	2
71.	Eddie Hill	1981-84	52	209	4.0	24	1
72.	Autry Denson	1999-00	59	206	3.5	20	0
73.	Mark Walton	2019	53	201	3.8	19	0
74.	Ronald Scott	1987	47	199	4.2	24	3
75.	Jack Harper	1967-68	41	197	4.8	37t	1
76.	Chad Henne	2008-11	66	196	3.0	20	2
77.	Freddie Solomon	1975-77	14	190	13.6	59t	1
78.	Jerris McPhail	1996-97	23	174	7.6	71t	1
79.	James McKnight	2001-03	15	172	11.5	68t	1
80.	Patrick Cobbs	2006-10	37	171	4.6	44	2
81.	Paul Warfield	1970-74	16	166	10.4	39	0
82.	Pete Johnson	1984	68	159	2.3	9	9
	Larry Seiple	1967-77	16	159	9.9	34	0
84.	Knowshon Moreno	2014	31	148	4.8	15	1
85.	Jim Jensen	1981-92	26	142	5.5	23	0
86.	Leonard Henry	2002-04	46	141	3.1	53	0
87.	George Wilson	1966	27	137	5.1	37	0
88.	Thurman Thomas	2000	28	136	4.9	25	0
89.	Rick Casares	1966	43	135	3.1	10	0
90.	Ray Lucas	2001-02	44	132	3.0	17	3
91.	Tony Paige	1990-92	49	131	2.7	11	3
92.	Lex Hilliard	2009-11	39	130	3.3	18	2
93.	Lorenzo Booker	2007	28	125	4.5	22	0
	<b>Malcolm Brown</b>	<b>2021</b>	<b>33</b>	<b>125</b>	<b>3.8</b>	<b>24t</b>	<b>1</b>
95.	Ted Ginn, Jr.	2007-09	16	124	7.8	40t	2
	Damon Huard	1997-00	28	124	4.4	25	0
97.	Jonas Gray	2015	31	122	3.9	16	0
98.	Earl Morrall	1972-76	23	120	5.2	31t	1
99.	Jarvis Landry	2014-17	26	119	4.6	22t	1
	<b>Phillip Lindsay</b>	<b>2021</b>	<b>38</b>	<b>119</b>	<b>3.1</b>	<b>9</b>	<b>0</b>
101.	Rob Konrad	1999-04	38	114	3.0	18t	1
102.	Aaron Craver	1991-94	29	110	3.8	19	1
103.	Cleo Lemon	2005-07	34	109	3.2	11	4
104.	Mark Clayton	1983-92	14	108	7.7	30	0
	Gene Milton	1968-69	9	108	12.0	34	0
106.	Robert Edwards	2002	20	107	5.4	19	1
107.	Samkon Gado	2007	35	104	3.0	20t	3
108.	Scott Secules	1989-91	16	103	6.4	17	1
109.	Scott Mitchell	1990-93	29	99	3.4	32	0
110.	Kyle Mackey	1987	17	98	5.8	17	2
111.	Brandon Bolden	2018	8	91	11.4	54t	2
112.	Dan Marino	1983-99	301	87	0.3	15	9
113.	DeAndre Washington	2020	28	86	3.1	16	0
114.	Pat White	2009	21	81	3.9	33	0
<b>115.</b>	<b>Albert Wilson</b>	<b>2018-19, 21</b>	<b>17</b>	<b>78</b>	<b>4.6</b>	<b>28</b>	<b>0</b>
116.	George Chesser	1966-67	18	77	4.3	19	0
117.	Tyler Thigpen	2009-10	14	74	5.3	12	0
118.	Frank Jackson	1966-67	3	70	23.3	48	0
	<b>Jacoby Brissett</b>	<b>2021</b>	<b>19</b>	<b>70</b>	<b>3.7</b>	<b>19</b>	<b>1</b>
120.	Chad Pennington	2008-10	33	69	2.1	16	1
121.	Matt Moore	2011-17	46	66	1.4	16	2
122.	Brian Hartline	2009-14	7	65	9.3	30	1
	Larry Izzo	1996-00	2	65	32.5	39	0



## ALL-TIME LEADERS

RUSHING							
PLAYER	YEARS	NO.	YDS.	AVG.	LG	TD	
124.	Lamar Gordon	2004	35	64	1.8	11	0
	Steve Slaton	2011	17	64	3.8	28	1
126.	Gus Frerotte	2005	27	61	2.3	14	0
	Bob Torrey	1979	13	61	4.7	17	1
128.	Clarence Bailey	1987	10	55	5.5	13	0
	Arian Foster	2016	22	55	2.5	9	0
130.	Brock Forsey	2004	19	53	2.8	15	0
131.	O.J. McDuffie	1993-01	15	49	3.3	12	0
	Mike Wallace	2013-14	7	49	7.0	13	0
133.	Jim Braxton	1978	20	48	2.4	15	2
134.	Nick Giaquinto	1980-81	8	47	5.9	20	0
135.	Mark Konecny	1987	6	46	7.7	19	0
136.	John Tagliaferri	1987	13	45	3.5	7	1
137.	Lawrence Phillips	1997	18	44	2.4	8	0
138.	Jakeem Grant Sr.	2016-21	12	43	3.6	29	1
139.	Bernie Kosar	1994-96	9	42	4.7	17	1
140.	Rickey Isom	1987	9	41	4.6	8	1
	Rick Norton	1966-69	19	41	2.2	13	0
142.	James Saxon	1992-94	17	36	2.1	9	0
143.	Duriel Harris	1976-83, 1985	3	33	11.0	20	0
	Jordan Howard	2020	28	33	1.2	8	4
	Matt Turk	2000-01, 2003-04	4	33	8.3	23	0
146.	Lynn Bowden Jr.	2020	9	32	3.6	11	0
	Jay Cutler	2017	19	32	1.7	9	0
	Trent Green	2007	7	32	4.6	23	0
149.	Rich Diana	1982	8	31	3.9	7	0
150.	Davone Bess	2008-12	7	30	4.3	13	0
	Seniorise Perry	2017-18	8	30	3.8	12	0
152.	Tom Brown	1987-89	16	29	1.8	6	0
153.	Lee Suggs	2006	6	26	4.3	7	0
	Marcus Thigpen	2012-13	7	26	3.7	9	0
155.	Marlon Moore	2010-13	2	25	12.5	16	0
156.	Craig Erickson	1996-98	15	24	1.6	12	0
	Joey Harrington	2006	19	24	1.3	7	0
	John Stofa	1966-67, 1969-70	7	24	3.4	14	1
159.	Marty Booker	2004-07	6	23	3.8	18	0
	<b>Clayton Fejedelem</b>	<b>2020-21</b>	<b>3</b>	<b>23</b>	<b>7.7</b>	<b>22</b>	<b>0</b>
161.	Isaiah Pead	2016	8	22	2.8	4	0
162.	Joe Cribbs	1988	5	21	4.2	11	0
	Mike Gillislee	2013-14	6	21	3.5	6	0
	Brock Osweiler	2018	8	21	2.6	7	0
	Dedric Ward	2001-02	2	21	10.5	16	0
166.	Daunte Culpepper	2006	10	20	2.0	7	1
	Don Strock	1974-87	51	20	0.4	18	2
168.	Brandon Marshall	2010-11	3	16	5.3	13	0
	Samaje Perine	2019	5	16	3.2	9	0
170.	Charles Clay	2011-14	7	15	2.1	13	1
	Brian Griese	2003	5	15	3.0	9	0
172.	Leonte Carroo	2016-18	1	14	14.0	14	0
	MarQueis Gray	2016-17	5	14	2.8	5	0
	Garrett Limbrick	1990	5	14	2.8	5	0
175.	A.J. Feeley	2004-05	14	13	0.9	7t	1
	Jovorskis Lane	2012	13	13	1.0	4	2
	Josh Rosen	2019	3	13	4.3	6	0
	Tom Orosz	1981-82	1	13	13.0	13	0
	Gary Tucker	1968	4	13	3.3	7	0
180.	John Beck	2007-08	9	12	1.3	8	1
	Marlin Briscoe	1972-74	3	12	4.0	17	0
	Charles Jordan	1996-98	3	12	4.0	16	0
	Ron Moore	1998	4	12	3.0	4	0
184.	Terry Anderson	1977-78	1	11	11.0	11	0
	Terry Cole	1971	3	11	3.7	4	0





## ALL-TIME LEADERS

RUSHING						
PLAYER	YEARS	NO.	YDS.	AVG.	LG	TD
<b>Isaiah Ford</b>	<b>2019-21</b>	<b>1</b>	<b>11</b>	<b>11.0</b>	<b>11</b>	<b>0</b>
Cleveland Gary	1994	7	11	1.6	4	0
188. Nuu Faola	1989	2	10	5.0	5	0
Pete Roth	1987	3	10	3.3	9	0
190. LaMichael James	2014-15	3	9	3.0	5	0
Vick King	2004	4	9	2.3	3	0
192. David Fales	2017	4	8	2.0	3	1
Randy McMichael	2002-06	1	8	8.0	8	0
194. Jimmy Hines	1969	1	7	7.0	7	0
John Kidd	1994-97	2	7	3.5	4	0
Hendrick Lusk	1998	1	7	7.0	7	0
Rishard Matthews	2012-15	2	7	3.5	4	0
<b>Preston Williams</b>	<b>2019-21</b>	<b>1</b>	<b>7</b>	<b>7.0</b>	<b>7</b>	<b>0</b>
199. Kevin Curtis	2010	1	6	6.0	6	0
Todd Doxzon	1998	2	6	3.0	3	0
Craig Ellis	1986	3	6	2.0	2	0
Tony Martin	1989-93, 1999-00	4	6	1.5	8	0
De'Lance Turner	2019	4	6	1.5	5	0
Dick Wood	1966	5	6	1.2	7	1
205. Reagan Mauia	2007	4	5	1.3	3	0
Malcolm Perry	2020	3	5	1.7	6	0
Sage Rosenfels	2002-05	9	5	0.6	12	0
Kory Sheets	2009-10	1	5	5.0	5	0
Don Testerman	1980	1	5	5.0	5	0
Wes Welker	2004-06	1	5	5.0	5	0
Robert Wilson	1994-96	2	5	2.5	5	0
212. Clyde Gates	2011	1	4	4.0	4	0
Nate Jacquet	1998-99	1	4	4.0	4	0
Clive Walford	2019	0	4	0.0	4	0
215. Fred Banks	1987-93	1	3	3.0	3	0
Chris Clemons	2009-13	1	3	3.0	3	0
Larry Cowan	1982	1	3	3.0	3	0
Roosevelt Potts	1997	1	3	3.0	3	0
Leslie Shepherd	2000	4	3	0.8	14	0
<b>Durham Smythe</b>	<b>2018-2021</b>	<b>2</b>	<b>3</b>	<b>1.5</b>	<b>2</b>	<b>0</b>
<b>Jaylen Waddle</b>	<b>2021</b>	<b>2</b>	<b>3</b>	<b>1.5</b>	<b>2</b>	<b>1</b>
222. Orleans Darkwa	2014	4	2	0.5	7	0
Bruce Hardy	1978-89	1	2	2.0	2	0
Larry Johnson	2011	1	2	2.0	2	0
Ray Nealy	1997	1	2	2.0	2	0
Matt Haack	2017-20	1	2	2.0	2	0
227. Greg Camarillo	2007-09	2	1	0.5	6	0
JP Losman	2011	2	1	0.5	1	0
<b>Michael Palardy</b>	<b>2021</b>	<b>1</b>	<b>1</b>	<b>1.0</b>	<b>1</b>	<b>0</b>
230. Matt Darr	2015-16	1	0	0.0	0	0
Jim Del Gaizo	1972, 1975	1	0	0.0	0	0
Heath Evans	2005	1	0	0.0	0	0
Brandon Fields	2007-14	3	0	0.0	0	0
Kim Hammond	1968	1	0	0.0	0	0
Clayton Heath	1976	1	0	0.0	0	0
Donnie Jones	2005-06	2	0	0.0	0	0
Barry Pryor	1969-70	2	0	0.0	5	0
238. Doug Pederson	1993	2	-1	-0.5	5	0
239. Danny Amendola	2018	1	-2	-2.0	-2	0
Obafemi Ayanbadejo	2003	1	-2	-2.0	-2	0
Guy Benjamin	1978-79	1	-2	-2.0	-2	0
Bert Emanuel	2000	3	-2	-0.7	0	0
Mike Michel	1977	1	-2	-2.0	-2	0
Doug Moreau	1966-69	1	-2	-2.0	-2	0
Scott Zolak	1999	2	-2	-1.0	-1	0
246. Jack Clancy	1967-69	3	-4	-1.3	2	0
Steve DeBerg	1993	4	-4	-1.0	-1	0



## ALL-TIME LEADERS

### RUSHING

PLAYER	YEARS	NO.	YDS.	AVG.	LG	TD
Irving Fryar	1993-95	3	-4	-1.3	2	0
249. Olindo Mare	1997-06	1	-5	-5.0	-5	0
250. George Roberts	1978-80	1	-7	-7.0	-7	0
251. Reggie Roby	1983-92	5	-8	-1.6	0	0
252. George Mira	1971	6	-9	-1.5	3	0
253. Mark Duper	1982-92	1	-10	-10.0	-10	0
254. Ferrell Edmunds	1988-92	2	-15	-7.5	-4	0
255. Karl Noonan	1966-71	2	-20	-10.0	-9	0

### PASSING

PLAYER	YEARS	ATT.	COMP.	YDS.	PCT.	TD	INT	RATE
1. Dan Marino	1983-99	8,358	4,967	61,361	59.4	420	252	86.4
2. Bob Griese	1967-80	3,429	1,926	25,092	56.2	192	172	77.1
3. Ryan Tannehill	2012-18	2,911	1,829	20,434	62.8	123	75	87.0
4. Jay Fiedler	2000-04	1,603	936	11,040	58.4	66	63	76.8
5. Chad Henne	2008-11	1,065	646	7,114	60.7	31	37	75.7
6. David Woodley	1980-83	961	508	5,928	52.9	34	42	65.4
7. Ryan Fitzpatrick	2019-20	769	494	5,620	64.2	33	21	89.0
8. Don Strock	1974-87	688	388	4,613	56.4	39	37	73.5
<b>9. Tua Tagovailoa</b>	<b>2020-21</b>	<b>678</b>	<b>449</b>	<b>4,467</b>	<b>66.2</b>	<b>27</b>	<b>15</b>	<b>88.8</b>
10. Matt Moore	2011-17	591	359	4,298	60.7	29	19	86.0
11. Chad Pennington	2008-10	552	373	4,085	67.6	20	9	94.5
12. Gus Frerotte	2005	494	257	2,996	52.0	18	13	71.9
13. Jay Cutler	2017	429	266	2,666	62.0	19	14	80.8
14. Earl Morrall	1972-76	284	153	2,335	53.9	17	17	76.2
15. Joey Harrington	2006	388	223	2,236	57.5	12	15	68.2
16. Cleo Lemon	2005-07	377	211	2,185	56.0	8	7	72.2
17. A.J. Feeley	2004-05	356	191	1,893	53.7	11	15	61.7
18. Scott Mitchell	1990-93	241	135	1,805	56.0	12	9	81.0
19. Rick Norton	1966-69	377	156	1,751	41.4	6	30	28.1
20. Damon Huard	1997-00	288	170	1,691	59.0	9	8	74.6
21. Steve DeBerg	1993	188	113	1,521	60.1	6	7	81.0
<b>22. Jacoby Brissett</b>	<b>2021</b>	<b>225</b>	<b>141</b>	<b>1,283</b>	<b>62.7</b>	<b>5</b>	<b>4</b>	<b>78.1</b>
23. Brock Osweiler	2018	178	113	1,247	63.5	6	4	86.0
24. Ray Lucas	2001-02	163	94	1,090	57.7	4	6	70.8
25. Dick Wood	1966	230	83	993	36.1	4	14	30.6
26. Trent Green	2007	141	85	987	60.3	5	7	72.6
Bernie Kosar	1994-96	152	105	987	69.1	5	6	81.2
28. Craig Erickson	1996-98	127	68	945	53.5	4	3	78.4
29. Daunte Culpepper	2006	134	81	929	60.4	2	3	77.0
30. John Stofa	1966-67, 1969-70	135	61	862	45.2	7	6	65.1
31. Brian Griese	2003	130	74	813	56.9	5	6	69.2
32. Sage Rosenfels	2002-05	109	54	776	49.5	6	6	68.4
33. George Wilson, Jr.	1966	112	46	764	41.1	5	10	42.4
34. Kyle Mackey	1987	109	57	604	52.3	3	5	58.8
35. Josh Rosen	2019	109	58	567	53.2	1	5	52.0
36. John Beck	2007-08	107	60	559	56.1	1	3	62.0
37. Tyler Thigpen	2009-10	70	37	518	52.9	3	4	67.4
38. Scott Secules	1989-92	70	33	393	47.1	2	5	44.5
39. David Fales	2017	43	29	265	67.4	1	1	82.0
40. Jim Del Gaizo	1972, 1975	9	5	165	55.6	2	1	100.5
41. George Mira	1971	30	11	159	36.7	1	1	51.9
42. Ron Jaworski	1987-88	14	9	123	64.3	1	0	116.1
43. Guy Benjamin	1978-79	12	9	119	75.0	1	1	99.0
44. Kim Hammond	1968	26	13	116	50.0	0	2	30.3
45. Jim Jensen	1981-92	7	4	102	57.1	2	0	141.4
46. Marlin Briscoe	1972-74	4	3	72	75.0	0	0	116.7
<b>Albert Wilson</b>	<b>2018-19, 21</b>	<b>4</b>	<b>2</b>	<b>72</b>	<b>50.0</b>	<b>1</b>	<b>0</b>	<b>135.4</b>
48. Larry Seiple	1967-77	3	3	69	100.0	0	0	118.8
49. Ronnie Brown	2005-10	12	4	63	33.3	2	0	91.3
50. Tony Nathan	1979-87	8	4	61	50.0	1	0	115.1



## ALL-TIME LEADERS

### PASSING

PLAYER	YEARS	ATT.	COMP.	YDS.	PCT.	TD	INT	RATE
51. JP Losman	2011	10	6	60	60.0	0	0	77.1
52. Marty Booker	2004-07	3	1	48	33.3	0	0	81.9
Mark Clayton	1983-92	2	1	48	50.0	1	1	95.8
54. Doug Pederson	1993	8	4	41	50.0	0	0	65.1
55. Jim Kiick	1968-74	3	2	38	66.7	0	0	109.7
56. Lynn Bowden Jr.	2020	2	1	32	50.0	0	0	95.8
57. Terry Kirby	1993-95	1	1	31	100.0	1	0	158.3
Nat Moore	1974-86	2	1	31	50.0	0	0	95.8
59. Danny Amendola	2018	1	1	28	100.0	1	0	158.3
60. Jack Clancy	1967-69	1	1	17	100.0	0	0	118.8
61. Eddie Hill	1981-84	2	1	14	50.0	0	0	72.9
62. Keith Byars	1993-96	2	1	11	50.0	1	0	106.3
Archie Roberts	1967	10	5	11	50.0	0	1	16.7
64. Jarvis Landry	2014-17	3	1	9	33.3	0	0	42.4
65. Scott Stankavage	1987	7	4	8	57.1	0	1	22.6
66. Troy Stradford	1987-90	2	1	6	50.0	0	0	56.3
67. Kenny Stills	2015-18	1	1	3	100.0	1	0	118.8
68. Matt Haack	2017-20	3	1	1	33.3	1	1	42.4
69. Brandon Fields	2007-14	1	0	0	0.0	0	0	39.6
<b>Mike Gesicki</b>	<b>2018-21</b>	<b>1</b>	<b>0</b>	<b>0</b>	<b>0.0</b>	<b>0</b>	<b>0</b>	<b>39.6</b>
MarQueis Gray	2016-17	1	0	0	0.0	0	0	39.6
Bruce Hardy	1978-89	1	0	0	0.0	0	0	39.6
Booth Lusteg	1967	1	0	0	0.0	0	0	39.6
Brandon Marshall	2010-11	1	0	0	0.0	0	0	39.6
Tony Martin	1989-93, 99-00	1	0	0	0.0	0	0	39.6
Dan McGwire	1995	1	0	0	0.0	0	0	39.6
Lamar Smith	2000-01	1	0	0	0.0	0	0	39.6
Freddie Solomon	1975-77	1	0	0	0.0	0	0	39.6
Mike Wallace	2013-14	1	0	0	0.0	0	0	39.6
Pat White	2009	5	0	0	0.0	0	0	39.6
Delvin Williams	1978-80	3	0	0	0.0	0	0	39.6
Ricky Williams	2002-03, 2005, 2007-10	1	0	0	0.0	0	1	0.0
Scott Zolak	1999	4	0	0	0.0	0	0	39.6

### RECEIVING

PLAYER	YEARS	NO.	YDS.	AVG.	LG	TD
1. Mark Clayton	1983-92	550	8,643	15.7	78t	81
2. Mark Duper	1982-92	511	8,869	17.4	85t	59
3. Nat Moore	1974-86	510	7,546	14.8	79t	74
4. O.J. McDuffie	1993-01	415	5,074	12.2	61t	29
5. Chris Chambers	2001-07	405	5,688	14.0	77t	43
6. Jarvis Landry	2014-17	400	4,038	10.1	71	22
7. Tony Nathan	1979-87	383	3,592	9.4	73	16
<b>8. DeVante Parker</b>	<b>2015-21</b>	<b>338</b>	<b>4,727</b>	<b>14.0</b>	<b>56t</b>	<b>24</b>
9. Davone Bess	2008-12	321	3,447	10.7	41	12
10. Brian Hartline	2009-14	298	4,243	14.2	80t	12
11. Randy McMichael	2002-06	283	3,096	10.9	46	18
12. Duriel Harris	1976-83, 1985	269	4,534	16.9	64t	18
13. Bruce Hardy	1978-89	256	2,455	9.6	31	25
14. Jim Jensen	1981-92	229	2,171	9.5	31	19
15. Oronde Gadsden	1998-03	227	3,252	14.3	62	22
16. Jim Kiick	1968-74	221	2,210	10.0	53t	3
17. Howard Twilley	1966-76	212	3,064	14.5	44	23
18. Tony Martin	1989-93, 1999-00	202	3,152	15.6	80t	14
19. Irving Fryar	1993-95	199	3,190	16.0	67t	20
<b>Mike Gesicki</b>	<b>2018-21</b>	<b>199</b>	<b>2,255</b>	<b>11.3</b>	<b>70</b>	<b>13</b>
21. Ricky Williams	2002-03, 2005, 2007-10	197	1,431	7.3	59	6
22. Marty Booker	2004-07	194	2,627	13.5	60t	11
23. Anthony Fasano	2008-12, 2017	189	2,211	11.7	35t	24
24. Ronnie Brown	2005-10	184	1,491	8.1	43	2
25. Brandon Marshall	2010-11	167	2,228	13.3	65t	9



## ALL-TIME LEADERS

RECEIVING							
PLAYER	YEARS	NO.	YDS.	AVG.	LG	TD	
26.	Keith Byars	1993-96	166	1,433	8.6	34	10
27.	Kenny Stills	2015-18	164	2,566	15.6	75t	24
28.	Charles Clay	2011-14	161	1,809	11.2	67	14
29.	Troy Stradford	1987-90	159	1,373	8.6	36	2
30.	Paul Warfield	1970-74	156	3,355	21.5	86t	33
31.	Terry Kirby	1993-95	155	1,646	10.6	47	6
32.	Keith Jackson	1992-94	146	1,880	12.9	57t	18
33.	Bernie Parmalee	1992-98	144	1,306	9.1	35	3
34.	Mike Wallace	2013-14	140	1,792	12.8	57	15
	Tony Paige	1990-92	140	1,115	8.0	30	6
36.	Karl Noonan	1966-71	136	1,798	13.2	51t	17
37.	Ted Ginn, Jr.	2007-09	128	1,664	13.0	64	5
38.	Troy Drayton	1996-99	127	1,511	11.9	51	8
39.	Lorenzo Hampton	1985-89	123	954	7.8	39t	6
40.	Jim Mandich	1970-77	121	1,406	11.6	44	23
41.	Ferrell Edmunds	1988-92	117	1,612	13.8	80t	10
	Lamar Miller	2012-15	117	887	7.6	54t	3
43.	Kenyan Drake	2016-19	116	936	8.1	52t	6
44.	Greg Camarillo	2007-09	113	1,325	11.7	64t	4
45.	Joe Rose	1980-85	112	1,493	13.3	50	13
46.	Rob Konrad	1999-04	111	854	7.7	25	6
47.	Norm Bulaich	1975-79	109	752	6.9	59t	6
48.	James McKnight	2001-03	107	1,497	14.0	80t	7
	Rishard Matthews	2012-15	107	1,396	13.0	53t	8
<b>50.</b>	<b>Jaylen Waddle</b>	<b>2021</b>	<b>104</b>	<b>1,015</b>	<b>9.8</b>	<b>57</b>	<b>6</b>
51.	Fred Banks	1987-93	99	1,555	15.7	61	8
52.	Stanley Pritchett	1996-99	98	798	8.1	74t	6
<b>53.</b>	<b>Myles Gaskin</b>	<b>2019-21</b>	<b>97</b>	<b>673</b>	<b>6.9</b>	<b>59t</b>	<b>6</b>
54.	Wes Welker	2004-06	96	1,121	11.7	47	1
55.	Dan Johnson	1983-87	94	1,012	10.8	61t	16
	<b>Albert Wilson</b>	<b>2018-19, 21</b>	<b>94</b>	<b>955</b>	<b>10.2</b>	<b>75t</b>	<b>5</b>
57.	Jimmy Cefalo	1978-84	93	1,739	18.7	69t	13
	Ron Davenport	1985-89	93	801	8.6	29	4
59.	Larry Csonka	1968-74, 1979	91	688	7.6	65	4
	Jakeem Grant Sr.	2016-21	91	1,001	11.0	65t	5
61.	Mark Ingram	1993-94	88	1,213	13.8	77t	12
	Jack Clancy	1967-69	88	1,157	13.1	50	3
63.	Damien Williams	2014-17	85	733	8.6	58	6
64.	Lamar Thomas	1996-00	81	1,171	14.5	56t	8
65.	Reggie Bush	2011-12	78	588	7.5	34	3
66.	Karim Abdul-Jabbar	1996-99	77	527	6.8	36t	1
67.	Dion Sims	2013-16	74	699	9.4	38	8
	Gary Davis	1976-79	74	592	8.0	34	1
69.	Larry Seiple	1967-77	73	934	12.8	41t	7
	Doug Moreau	1966-69	73	926	12.7	43	6
	<b>Durham Smythe</b>	<b>2018-21</b>	<b>73</b>	<b>680</b>	<b>9.3</b>	<b>25</b>	<b>2</b>
72.	Delvin Williams	1978-80	70	574	8.2	42	1
73.	Andre Tillman	1975-78	66	757	11.5	37t	6
74.	David Martin	2007-08	65	753	11.6	61t	5
<b>75.</b>	<b>Isaiah Ford</b>	<b>2018-21</b>	<b>63</b>	<b>681</b>	<b>10.8</b>	<b>52</b>	<b>2</b>
76.	Freddie Solomon	1975-77	61	973	16.0	58t	5
	Lamar Smith	2000-01	61	435	7.1	65t	4
78.	Brandon Gibson	2013-14	59	621	10.5	46	4
	Danny Amendola	2018	59	575	9.7	39	1
	Tom Vigorito	1981-85	59	439	7.4	31t	2
81.	James Pruitt	1986-88, 1990-91	58	942	16.2	37	8
82.	Marlin Briscoe	1972-74	57	858	15.1	53	7
<b>83.</b>	<b>Preston Williams</b>	<b>2019-21</b>	<b>56</b>	<b>787</b>	<b>14.1</b>	<b>47</b>	<b>7</b>
84.	Daniel Thomas	2011-14	55	412	7.5	32	3
85.	Jerris McPhail	1996-97	54	544	10.1	52	1
	Bobby Humphrey	1992	54	507	9.4	26	1
87.	Fred Barnett	1996-97	53	728	13.7	66	4



## ALL-TIME LEADERS

RECEIVING						
PLAYER	YEARS	NO.	YDS.	AVG.	LG	TD
Derek Hagan	2006-08	53	645	12.2	24	3
89. Sammy Morris	2004-06	51	340	6.7	44	0
90. Travis Minor	2001-06	50	353	7.1	29	1
91. Derrius Thompson	2003-04	49	718	14.7	36	4
92. Marv Fleming	1970-74	48	523	10.9	36	4
Jay Ajayi	2015-17	48	308	6.4	20	0
94. Mercury Morris	1969-75	46	491	10.7	50	1
95. Justin Peelle	2006-07	45	344	7.6	35	3
96. Eric Green	1995	43	499	11.6	31t	3
Jordan Cameron	2015-16	43	446	10.4	29	4
98. Stan Mitchell	1966-70	42	533	12.7	48	5
99. Julius Thomas	2017	41	388	9.5	27	3
100. Joe Auer	1966-67	40	481	12.0	68t	6
Dedric Ward	2001-02	40	381	9.5	22	0
102. Ed Perry	1997-04	39	308	7.9	46	2
Woody Bennett	1980-89	39	295	7.6	27	3
104. Gary Clark	1995	37	525	14.2	42t	2
Mark Higgs	1990-94	37	294	7.9	21	0
106. Charles Jordan	1996-98	36	640	17.8	44t	3
<b>Patrick Laird</b>	<b>2019-21</b>	<b>36</b>	<b>289</b>	<b>8.0</b>	<b>21</b>	<b>0</b>
108. Leslie Shepherd	2000	35	446	12.7	46t	4
109. Jed Weaver	2000-02	34	469	13.8	41	5
110. Randal Hill	1991, 1995-96	33	669	20.3	61	4
111. Allen Hurns	2019	32	416	13.0	27	2
Patrick Cobbs	2006-10	32	409	12.8	80t	4
Sammie Smith	1989-91	32	310	9.7	53t	1
Aaron Craver	1991-94	32	304	9.5	28	0
Leroy Harris	1977-78	32	240	7.5	57	0
James Saxon	1992-94	32	192	6.0	25	0
117. Nick Giaquinto	1980-81	31	230	7.4	25	2
118. Greg Baty	1990-94	30	377	12.6	32	4
<b>Mack Hollins</b>	<b>2019-21</b>	<b>30</b>	<b>399</b>	<b>13.3</b>	<b>65t</b>	<b>5</b>
120. J.J. Johnson	1999-01	29	182	6.3	17	0
Lousaka Polite	2008-10	29	136	4.7	14	0
122. Lorenzo Booker	2007	28	237	8.5	22	0
Lynn Bowden Jr.	2020	28	211	7.5	22	0
124. Andre Brown	1989-90	27	459	17.0	48t	5
Dave Kocourek	1966	27	320	11.9	43	2
Jesse Chatman	2005, 2007	27	161	6.0	22	0
127. Bo Roberson	1966	26	519	20.0	80t	2
Lex Hilliard	2009-11	26	210	8.1	18	2
129. Frank Jackson	1966-67	25	439	17.6	48	3
Don Nottingham	1973-77	25	213	8.5	29	0
Ronnie Lee	1979-82, 1984-89	25	167	6.7	41	3
<b>132. Adam Shaheen</b>	<b>2020-21</b>	<b>24</b>	<b>260</b>	<b>10.8</b>	<b>43</b>	<b>3</b>
Irving Spikes	1994-97	24	185	7.7	24	2
<b>134. Salvon Ahmed</b>	<b>2020-21</b>	<b>23</b>	<b>178</b>	<b>7.7</b>	<b>18</b>	<b>0</b>
Kalen Ballage	2018-19	23	119	5.2	31	0
136. Gene Milton	1968-69	21	322	15.3	49	1
Mike Williams	1992-95	21	292	13.9	29	0
Scott Miller	1991-96	21	274	13.0	27	1
Joey Haynos	2008-09	21	184	8.8	21	3
140. Bryan Gilmore	2004-05	20	311	15.6	44t	2
Donald Lee	2003-04	20	220	11.0	25	2
142. Scott Schwedes	1987-90	19	370	19.5	65t	2
Brett Perriman	1997	19	309	16.3	26	1
Greg Jennings	2015	19	208	10.9	31	1
145. Otto Stowe	1971-72	18	344	19.1	49	3
Marlon Moore	2010-13	18	300	16.7	57t	2
Yatil Green	1997-99	18	234	13.0	27	0
Autry Denson	1999-00	18	133	7.4	28	0
Robert Edwards	2002	18	126	7.0	14	1



## ALL-TIME LEADERS

RECEIVING							
PLAYER	YEARS	NO.	YDS.	AVG.	LG	TD	
	Hunter Goodwin	1999-01	18	118	6.6	14	1
	Eddie Hill	1981-84	18	106	5.9	16	1
152.	Benny Malone	1974-78	17	234	13.8	43	0
153.	Thurman Thomas	2000	16	117	7.3	15	1
	Abner Haynes	1967	16	100	6.3	22	0
155.	MarQueis Gray	2016-17	15	184	12.3	53	0
	Mark Walton	2019	15	89	5.9	18	0
157.	Tom Brown	1987-89	14	123	8.8	23	0
158.	Billy Joe	1966	13	116	8.9	67	1
	Cookie Gilchrist	1966	13	110	8.5	22	1
	Lamar Gordon	2004	13	74	5.7	25	0
	Terry Robiskie	1980-81	13	60	4.6	15	0
162.	Leonte Carroo	2016-18	12	192	16.0	74t	2
	Frank Gore	2018	12	124	10.3	24	1
	Nick O'Leary	2018-19	12	123	10.3	19	1
	John Tagliaferri	1987	12	117	9.8	27	0
	Marc Logan	1989-91	12	88	7.3	12	0
	Obafemi Ayanbadejo	2003	12	53	4.4	12	0
168.	Jack Harper	1967-68	11	212	19.3	40	3
	John Roderick	1966-67	11	156	14.2	64	1
	Jim Cox	1968	11	147	13.4	30	0
	Jovorskie Lane	2012	11	79	7.2	24	1
	Joe Carter	1984-86	11	66	6.0	15	0
173.	Preston Carpenter	1966	10	127	12.7	42	0
	Steve Howell	1979-81	10	70	7.0	13	0
	Sam Price	1966-68	10	70	7.0	27	1
	John Avery	1998-99	10	67	6.7	19t	1
177.	Nate Jacquet	1998-99	9	140	15.6	29	0
	Marcus Thigpen	2012-13	9	112	12.4	50	1
	Matt Breida	2020	9	96	10.7	31	0
	Leland Douglas	1987	9	92	10.2	17	1
	Malcolm Perry	2020	9	92	10.2	25t	1
182.	Jeff Ogden	2000-01	8	97	12.1	18	1
	Cris Carter	2002	8	66	8.3	15	1
	Lawrence Sampleton	1987	8	64	8.0	19	0
	David Overstreet	1983	8	55	6.9	20	2
	Lorenzo Diamond	2005	8	54	6.8	18	0
	Rick Casares	1966	8	45	5.6	20	1
188.	Bert Emanuel	2000	7	132	18.9	53t	1
	Eddie Chavis	1987	7	108	15.4	27	0
	Loaird McCreary	1976-78	7	88	12.6	30	3
	Brian Manning	1997	7	85	12.1	21	0
	Bill Cronin	1966	7	83	11.9	21	1
	Michael Egnew	2012-13	7	69	9.9	14	0
	Willie Richardson	1970	7	67	9.6	27	1
	Dominique Jones	2016	7	61	8.7	24	1
196.	Vince Heflin	1982-85	6	98	16.3	46t	1
	Arian Foster	2016	6	78	13.0	50	0
	Jonas Gray	2015	6	72	12.0	25	0
	Armon Binns	2012-13	6	67	11.2	21	0
	Roberto Wallace	2010-11	6	62	10.3	19	0
	Brice Butler	2018	6	60	10.0	23t	1
	Stan Winfrey	1975-77	6	55	9.2	16	1
	David Lewis	1987	6	53	8.8	22	1
	Hubert Ginn	1970-75	6	47	7.8	23	0
	Cecil Collins	1999	6	32	5.3	12	0
	Mark Konecny	1987	6	26	4.3	10	0
	Andra Franklin	1981-84	6	15	2.5	6	1
208.	Damon Reilly	1987	5	70	14.0	20	0
	A.J. Derby	2017-18	5	68	13.6	19t	1
	Ronnie Williams	1993-95	5	54	10.8	17	0
	Jake Stoneburner	2015	5	47	9.4	13	2



## ALL-TIME LEADERS

RECEIVING								
	PLAYER	YEARS	NO.	YDS.	AVG.	LG	TD	
212.	Mel Baker	1974	4	121	30.3	46t	2	
	Elmer Bailey	1980-81	4	105	26.3	39	0	
	David Boston	2004-05	4	80	20.0	54	0	
	Jabar Gaffney	2012	4	68	17.0	30	0	
	Clive Walford	2019	4	57	14.3	19	0	
	Brett Carolan	1996	4	48	12.0	21	1	
	Jim Braxton	1978	4	47	11.8	19	0	
	Samkon Gado	2007	4	47	11.8	35	0	
	<b>Duke Johnson</b>	<b>2021</b>	<b>4</b>	<b>41</b>	<b>10.3</b>	<b>20</b>	<b>0</b>	
	Tom Boutwell	1969	4	29	7.3	12	0	
	DeAndre Washington	2020	4	28	7.0	10	0	
	<b>William Fuller V</b>	<b>2021</b>	<b>4</b>	<b>26</b>	<b>6.5</b>	<b>10</b>	<b>0</b>	
	Garrett Limbrick	1990	4	23	5.8	9	0	
	Heath Evans	2005	4	17	4.3	5	0	
	Jamar Martin	2004	4	15	3.8	7	0	
	Charles Leigh	1971-74	4	9	2.3	7	0	
	228.	Robert Clark	1992	3	59	19.7	45	0
		Gene Mingo	1966-67	3	40	13.3	9	0
		Bill Darnall	1968-69	3	38	12.7	13	0
		Orleans Darkwa	2014	3	31	10.3	17	0
		Kory Sperry	2009	3	31	10.3	13	1
Brandon London		2008	3	30	10.0	14	0	
Roosevelt Potts		1997	3	27	9.0	13	0	
De'Veon Smith		2017	3	27	9.0	13	0	
Ernest Wilford		2008	3	25	8.3	15	0	
Darian Barnes		2005-06	3	22	7.3	13	0	
Gator Hoskins		2014	3	21	7.0	14	0	
Brandon Bolden		2018	3	13	4.3	9	1	
Anthony Armstrong		2012	3	12	4.0	7	0	
Leonard Henry		2002-04	3	12	4.0	7	0	
<b>Malcolm Brown</b>		<b>2021</b>	<b>3</b>	<b>10</b>	<b>3.3</b>	<b>7</b>	<b>0</b>	
Robert Wilson		1994-96	3	8	2.7	3t	1	
Ryan Tannehill		2012-18	3	8	2.7	9	1	
245.		Kendall Newson	2003-05	2	55	27.5	37	0
		Ron Sellers	1973	2	54	27.0	42	0
		Mike Caterbone	1987	2	46	23.0	30	0
		Mickey Shuler	2010	2	44	22.0	28	0
	Desmond Clark	2002	2	42	21.0	26	0	
	Jim Mertens	1969	2	26	13.0	15	0	
	Jimmy Hines	1969	2	23	11.5	22	0	
	Rich Diana	1982	2	21	10.5	13	0	
	David Woodley	1980-83	2	21	10.5	15t	1	
	Antonio Callaway	2020	2	20	10.0	13	0	
	Cleveland Gary	1994	2	19	9.5	11	0	
	Clyde Gates	2011	2	19	9.5	11	0	
	Kevin McKenzie	1999	2	18	9.0	13	0	
	Charles Henry	1991	2	17	8.5	9	0	
	<b>Cethan Carter</b>	<b>2021</b>	<b>2</b>	<b>16</b>	<b>8.0</b>	<b>8</b>	<b>0</b>	
	Brian Kinchen	1988-90	2	15	7.5	12	0	
	Deon Dyer	2000-02	2	14	7.0	13	0	
	Cliff Russell	2005-06	2	14	7.0	9	0	
	Willie Smith	1987	2	13	6.5	8	1	
	Chandler Cox	2019-20	2	9	4.5	6	0	
	Ronald Scott	1987	2	7	3.5	5	0	
Reagan Mauia	2007	2	5	2.5	5	0		
Casey Cramer	2008	2	3	1.5	2t	1		
<b>Christian Wilkins</b>	<b>2019-21</b>	<b>2</b>	<b>2</b>	<b>2.0</b>	<b>1t</b>	<b>2</b>		
Bob Torrey	1979	2	3	1.5	8	0		
Barry Pryor	1969-70	2	-3	-1.5	0	0		
Steve Slaton	2011	2	-3	-1.5	-1	0		
272.	Bo Rather	1973, 1978	1	39	39.0	39	0	
	Wes Matthews	1966	1	20	20.0	20	0	



## ALL-TIME LEADERS

RECEIVING						
PLAYER	YEARS	NO.	YDS.	AVG.	LG	TD
Tom Beier	1967, 1969	1	19	19.0	19	0
Legedu Naanee	2012	1	19	19.0	19	0
Robert Baker	1999-02	1	17	17.0	17	0
Mike Holmes	1976	1	11	11.0	11	0
Damian Williams	2014	1	14	14.0	14	0
Ricky Isom	1987	1	11	11.0	11	0
<b>Kirk Merritt</b>	<b>2021</b>	<b>1</b>	<b>13</b>	<b>13.0</b>	<b>13</b>	<b>0</b>
Keith Sims	1990-97	1	9	9.0	9	0
Dick Anderson	1968-77	1	8	8.0	8	0
Ronald Bellamy	2004	1	8	8.0	8	0
Nuu Faaola	1989	1	8	8.0	8	0
Vick King	2004	1	8	8.0	8	0
Jeron Mastrud	2011-12	1	8	8.0	8	0
Knowshon Moreno	2014	1	8	8.0	8	0
<b>Hunter Long</b>	<b>2021</b>	<b>1</b>	<b>8</b>	<b>8.0</b>	<b>8</b>	<b>0</b>
<b>Phillip Lindsay</b>	<b>2021</b>	<b>1</b>	<b>8</b>	<b>8.0</b>	<b>8</b>	<b>0</b>
Vern Den Herder	1971-82	1	7	7.0	7t	1
Aaron Halterman	2007	1	7	7.0	7	0
<b>Tommylee Lewis</b>	<b>2021</b>	<b>1</b>	<b>7</b>	<b>7.0</b>	<b>7</b>	<b>0</b>
Kevin Curtis	2010	1	6	6.0	6	0
Lawrence Phillips	1997	1	6	6.0	6	0
Isaiah Pead	2016	1	6	6.0	6	0
George Farmer	1987	1	5	5.0	5	0
George Chesser	1966-67	1	4	4.0	4	0
Dewayne Dotson	1994-95, 1997	1	4	4.0	4	0
Doug Easlick	2004	1	4	4.0	4	0
Senorise Perry	2017-18	1	3	3.0	3	0
Alex Holmes	2005	1	2	2.0	2	0
Frank Wainright	1995-98	1	2	2.0	2t	1
Will Heller	2005	1	1	1.0	1t	1
Ron Moore	1998	1	1	1.0	1	0
<b>Jason Sanders</b>	<b>2018-21</b>	<b>1</b>	<b>1</b>	<b>1.0</b>	<b>1t</b>	<b>1</b>
<b>Michael Deiter</b>	<b>2019-21</b>	<b>1</b>	<b>0</b>	<b>0.0</b>	<b>0</b>	<b>0</b>
Ryan Fitzpatrick	2019-20	1	0	0.0	0	0
Damon Huard	1997-00	1	0	0.0	0	0
Jordan Howard	2020	1	-3	-3.0	-3	0
Dan Marino	1983-99	1	-6	-6.0	-6	0
311. Lee Suggs	2006	0	13	-	13	0
Rex Hadnot	2004-07	0	-2	-	-2	0
Samson Satele	2007-08, 2014	0	-3	-	-3	0

SCORING									
PLAYER	YEARS	TD	TDR	TDP	TDRT	FG	PAT	PTS.	
1. Olindo Mare	1997-06	0	0	0	0	245	313	1048	
2. Garo Yepremian	1970-78	0	0	0	0	165	335	830	
3. Pete Stoyanovich	1989-95	0	0	0	0	176	246	774	
4. Uwe von Schamann	1979-84	0	0	0	0	101	237	540	
5. Dan Carpenter	2008-12	0	0	0	0	127	154	535	
6. Mark Clayton	1983-92	82	0	81	1	0	0	492	
7. Nat Moore	1974-86	75	1	74	0	0	0	450	
<b>8. Jason Sanders</b>	<b>2018-21</b>	<b>1</b>	<b>0</b>	<b>1</b>	<b>0</b>	<b>100</b>	<b>134</b>	<b>440</b>	
9. Mark Duper	1982-92	59	0	59	0	0	0	354	
10. Larry Csonka	1968-74, 1979	57	53	4	0	0	0	342	
11. Ricky Williams	2002-03, 2005, 2007-10	54	48	6	0	0	0	326#	
12. Fuad Reveiz	1985-88	0	0	0	0	53	161	320	
13. Chris Chambers	2001-07	43	0	43	0	0	0	260#	
14. Caleb Sturgis	2013-14	0	0	0	0	55	74	239	
15. Ronnie Brown	2005-10	38	36	2	0	0	0	230#	
16. Karim Abdul-Jabbar	1996-99	34	33	1	0	0	0	204	
17. Mercury Morris	1969-75	33	29	1	3	0	0	198	
Tony Nathan	1979-87	33	16	16	1	0	0	198	





## ALL-TIME LEADERS

SCORING								
PLAYER	YEARS	TD	TDR	TDP	TDRT	FG	PAT	PTS.
	Paul Warfield	1970-74	33	0	33	0	0	198
20.	O.J. McDuffie	1993-01	32	0	29	3	0	194#
21.	Jim Kiick	1968-74	31	28	3	0	0	186
22.	Lorenzo Hampton	1985-89	28	22	6	0	0	168
23.	Andrew Franks	2015-16	0	0	0	29	74	161
24.	Bruce Hardy	1978-89	25	0	25	0	0	150
	Don Nottingham	1973-77	25	25	0	0	0	150
26.	Jarvis Landry	2014-17	24	1	22	1	0	148##
27.	Anthony Fasano	2008-12, 2017	24	0	24	0	0	146#
	Kenny Stills	2015-18	24	0	24	0	0	146#
29.	Lamar Smith	2000-01	24	20	4	0	0	144
	<b>DeVante Parker</b>	<b>2015-21</b>	<b>24</b>	<b>0</b>	<b>24</b>	<b>0</b>	<b>0</b>	<b>144</b>
31.	Norm Bulaich	1975-79	23	17	6	0	0	138
	Andra Franklin	1981-84	23	22	1	0	0	138
	Jim Mandich	1970-77	23	0	23	0	0	138
	Howard Twilley	1966-76	23	0	23	0	0	138
35.	Oronde Gadsden	1998-03	22	0	22	0	0	132
	Lamar Miller	2012-15	22	19	3	0	0	132
37.	Irving Fryar	1993-95	20	0	20	0	0	124##
38.	Randy McMichael	2002-06	19	0	18	1	0	116#
39.	Jim Jensen	1981-92	19	0	19	0	0	114
40.	Keith Jackson	1992-94	18	0	18	0	0	110#
	Bernie Parmalee	1992-98	18	15	3	0	0	110#
42.	Duriel Harris	1976-83, 1985	18	0	18	0	0	108
43.	Ron Davenport	1985-89	17	13	4	0	0	102
	Karl Noonan	1966-71	17	0	17	0	0	102
45.	Kenyan Drake	2016-19	16	9	6	1	0	98#
46.	Keith Byars	1993-96	16	6	10	0	0	96
	Dan Johnson	1983-87	16	0	16	0	0	96
	Benny Malone	1974-78	16	16	0	0	0	96
	Sammie Smith	1989-91	16	15	1	0	0	96
50.	Terry Kirby	1993-95	15	9	6	0	0	92#
51.	Reggie Bush	2011-12	15	12	3	0	0	90
	Charles Clay	2011-14	15	1	14	0	0	90
	Mark Higgs	1990-94	15	14	0	1	0	90
	Mike Wallace	2013-14	15	0	15	0	0	90
55.	Jay Feely	2007	0	0	0	0	21	26
	Joe Nedney	1996-97	0	0	0	0	18	35
	Cody Parkey	2017	0	0	0	0	21	26
58.	Tony Martin	1989-93, 1999-2000	14	0	14	0	0	84
	Delvin Williams	1978-80	14	13	1	0	0	84
60.	Daniel Thomas	2011-14	13	10	3	0	0	80#
	<b>Mike Gesicki</b>	<b>2018-21</b>	<b>13</b>	<b>0</b>	<b>13</b>	<b>0</b>	<b>0</b>	<b>80#</b>
62.	Jimmy Cefalo	1978-84	13	0	13	0	0	78
	Joe Rose	1980-85	13	0	13	0	0	78
	Brian Hartline	2009-14	13	1	12	0	0	78
	<b>Myles Gaskin</b>	<b>2019-21</b>	<b>13</b>	<b>7</b>	<b>6</b>	<b>0</b>	<b>0</b>	<b>78</b>
66.	Joe Auer	1966-67	12	5	6	1	0	72
	Woody Bennett	1980-88	12	9	3	0	0	72
	Davone Bess	2008-12	12	0	12	0	0	72
	Mark Ingram	1993-94	12	0	12	0	0	72
	Troy Stradford	1987-90	12	10	2	0	0	72
71.	Marty Booker	2004-07	11	0	11	0	0	70##
72.	Karl Kremser	1969-70	0	0	0	0	13	28
73.	Jay Fiedler	2000-04	11	11	0	0	0	66
	Jakeem Grant Sr.	2016-21	11	1	5	5	0	66
75.	Gene Mingo	1966-67	0	0	0	0	11	32
76.	Ferrell Edmunds	1988-92	10	0	10	0	0	60
	Ted Ginn, Jr.	2007-09	10	2	5	3	0	60
	Travis Minor	2001-06	10	8	1	1	0	60
	Irving Spikes	1994-97	10	8	2	0	0	60
	David Woodley	1980-83	10	9	1	0	0	60



## ALL-TIME LEADERS

SCORING									
PLAYER	YEARS	TD	TDR	TDP	TDRT	FG	PAT	PTS.	
81.	Jason Taylor	1997-07, 2009, 2011	9	0	0	9	0	0	58**
82.	Jay Ajayi	2015-17	9	9	0	0	0	0	56#
83.	Pete Johnson	1984	9	9	0	0	0	0	54
	Dan Marino	1983-99	9	9	0	0	0	0	54
	Brandon Marshall	2010-11	9	0	9	0	0	0	54
	Stan Mitchell	1966-70	9	4	5	0	0	0	54
	Tony Paige	1990-92	9	3	6	0	0	0	54
	James Pruitt	1986-88, 1990-91	9	0	8	1	0	0	54
	Freddie Solomon	1975-77	9	1	5	3	0	0	54
	Damien Williams	2014-17	9	3	6	0	0	0	54
91.	Jimmy Keyes	1968-69	0	0	0	0	7	30	51
92.	Troy Drayton	1996-99	8	0	8	0	0	0	50#
	James McKnight	2001-03	8	1	7	0	0	0	50#
94.	Fred Banks	1987-93	8	0	8	0	0	0	48
	Gary Davis	1976-79	8	7	1	0	0	0	48
	Rishard Matthews	2012-15	8	0	8	0	0	0	48
	Sammy Morris	2004-06	8	8	0	0	0	0	48
	Stanley Pritchett	1996-99	8	2	6	0	0	0	48
	Dion Sims	2013-16	8	0	8	0	0	0	48
	Lamar Thomas	1996-00	8	0	8	0	0	0	48
101.	<b>Preston Williams</b>	<b>2019-20</b>	<b>7</b>	<b>0</b>	<b>7</b>	<b>0</b>	<b>0</b>	<b>0</b>	<b>46##</b>
102.	Doug Moreau	1966-69	6	0	6	0	1	6	45
103.	Marlin Briscoe	1972-74	7	0	7	0	0	0	42
	Bob Griese	1967-80	7	7	0	0	0	0	42
	Rob Konrad	1999-04	7	1	6	0	0	0	42
	Larry Seiple	1966-67	7	0	7	0	0	0	42
	Ryan Tannehill	2012-18	7	6	1	0	0	0	42
	<b>Jaylen Waddle</b>	<b>2021</b>	<b>7</b>	<b>1</b>	<b>6</b>	<b>0</b>	<b>0</b>	<b>0</b>	<b>42</b>
109.	Booth Lusteg	1967	0	0	0	0	7	18	39
110.	Ryan Fitzpatrick	2019-20	6	6	0	0	0	0	38#
111.	Patrick Cobbs	2006-10	6	2	4	0	0	0	36
	Leroy Harris	1977-78	6	6	0	0	0	0	36
	Reshad Jones	2010-19	6	0	0	6	0	0	36
	Andre Tillman	1975-78	6	0	6	0	0	0	36
	Tommy Vigorito	1981-85	6	2	2	2	0	0	36
	<b>Tua Tagovailoa</b>	<b>2020-21</b>	<b>6</b>	<b>6</b>	<b>0</b>	<b>0</b>	<b>0</b>	<b>0</b>	<b>36</b>
117.	Andre Brown	1989-90	5	0	5	0	0	0	30
	Lex Hilliard	2009-11	5	2	2	1	0	0	30
	J.J. Johnson	1999-01	5	5	0	0	0	0	30
	David Martin	2007-08	5	0	5	0	0	0	30
	Jed Weaver	2000-02	5	0	5	0	0	0	30
	<b>Albert Wilson</b>	<b>2018-19, 21</b>	<b>5</b>	<b>0</b>	<b>5</b>	<b>0</b>	<b>0</b>	<b>0</b>	<b>30</b>
	<b>Mack Hollins</b>	<b>2020-21</b>	<b>5</b>	<b>0</b>	<b>5</b>	<b>0</b>	<b>0</b>	<b>0</b>	<b>30</b>
124.	Dick Anderson	1968-77	4	0	0	4	0	0	24
	Kalen Ballage	2018-19	4	4	0	0	0	0	24
	Fred Barnett	1996-97	4	0	4	0	0	0	24
	Greg Baty	1991-94	4	0	4	0	0	0	24
	Terrell Buckley	1995-99, 2003	4	0	0	4	0	0	24
	Greg Camarillo	2007-09	4	0	4	0	0	0	24
	Jordan Cameron	2015-16	4	0	4	0	0	0	24
	Marv Fleming	1970-74	4	0	4	0	0	0	24
	Brandon Gibson	2013-14	4	0	4	0	0	0	24
	Jack Harper	1967-68	4	1	3	0	0	0	24
	Randal Hill	1991, 1995-96	4	0	4	0	0	0	24
	Jordan Howard	2020	4	4	0	0	0	0	24
	Cleo Lemon	2005-07	4	4	0	0	0	0	24
	Marc Logan	1989-91	4	2	0	2	0	0	24
	Leslie Shepherd	2000	4	0	4	0	0	0	24
	Zach Thomas	1996-07	4	0	0	4	0	0	24
	Derrius Thompson	2003-04	4	0	4	0	0	0	24
141.	Willie Beecher	1987	0	0	0	0	3	12	21
142.	<b>Salvon Ahmed</b>	<b>2020-21</b>	<b>3</b>	<b>3</b>	<b>0</b>	<b>0</b>	<b>0</b>	<b>0</b>	<b>20*</b>



## ALL-TIME LEADERS

SCORING								
PLAYER	YEARS	TD	TDR	TDP	TDRT	FG	PAT	PTS.
Eric Green	1995	3	0	3	0	0	0	20#
Derek Hagan	2006-08	3	0	3	0	0	0	20#
Jovorskie Lane	2012	3	2	1	0	0	0	20#
Sam Madison	1997-05	3	0	0	3	0	0	20*
147. John Avery	1998-99	3	2	1	0	0	0	18
Brandon Bolden	2018	2	2	1	0	0	0	18
Jack Clancy	1967-69	3	0	3	0	0	0	18
Tony Franklin	1988	0	0	0	0	4	6	18
Samkon Gado	2007	3	3	0	0	0	0	18
Nick Giaquinto	1980-81	3	0	2	1	0	0	18
Hubert Ginn	1970-75	3	3	0	0	0	0	18
Shayne Graham	2011	0	0	0	0	4	6	18
Joey Haynos	2008-09	3	0	3	0	0	0	18
<b>Xavien Howard</b>	<b>2016-21</b>	<b>3</b>	<b>0</b>	<b>0</b>	<b>3</b>	<b>0</b>	<b>0</b>	<b>18</b>
Frank Jackson	1966-67	3	0	3	0	0	0	18
<b>Duke Johnson</b>	<b>2021</b>	<b>3</b>	<b>3</b>	<b>0</b>	<b>0</b>	<b>0</b>	<b>0</b>	<b>18</b>
Charles Jordan	1996-98	3	0	3	0	0	0	18
Mike Kozlowski	1979-86	3	0	0	3	0	0	18
Ronnie Lee	1979-82, 1984-89	3	0	3	0	0	0	18
Ray Lucas	2001-02	3	3	0	0	0	0	18
Loaird McCreary	1976-78	3	0	3	0	0	0	18
Lloyd Mumphord	1969-74	3	0	0	3	0	0	18
David Overstreet	1983	3	1	2	0	0	0	18
Justin Peelle	2006-07	3	0	3	0	0	0	18
Scott Schwedes	1987-90	3	0	2	1	0	0	18
Ronald Scott	1987	3	3	0	0	0	0	18
<b>Adam Shaheen</b>	<b>2020</b>	<b>3</b>	<b>0</b>	<b>3</b>	<b>0</b>	<b>0</b>	<b>0</b>	<b>18</b>
Otto Stowe	1971-72	3	0	3	0	0	0	18
Marcus Thigpen	2012-13	3	0	1	2	0	0	18
Julius Thomas	2017	3	0	3	0	0	0	18
173. Matt Bryant	2004	0	0	0	0	3	7	16
Wes Welker	2004-06	2	0	1	1	1	1	16
175. Tim Foley	1970-80	2	0	0	2	0	0	14*
176. Mel Baker	1974	2	0	2	0	0	0	12
Charlie Baumann	1991	0	0	0	0	2	6	12
Bob Baumhower	1977-86	2	0	0	2	0	0	12
Jim Braxton	1978	2	2	0	0	0	0	12
Leonte Carroo	2016-18	2	0	2	0	0	0	12
Gary Clark	1995	2	0	2	0	0	0	12
Cecil Collins	1999	2	2	0	0	0	0	12
Robert Edwards	2002	2	1	1	0	0	0	12
<b>Isaiah Ford</b>	<b>2017-21</b>	<b>2</b>	<b>0</b>	<b>2</b>	<b>0</b>	<b>0</b>	<b>0</b>	<b>12</b>
Bryan Gilmore	2004-05	2	0	2	0	0	0	12
Brent Grimes	2013-15	2	0	0	2	0	0	12
Abner Haynes	1967	2	2	0	0	0	0	12
Chad Henne	2008-11	2	2	0	0	0	0	12
Eddie Hill	1981-84	2	1	1	0	0	0	12
Liffort Hobley	1987-93	2	0	0	2	0	0	12
Bobby Humphrey	1992	2	1	1	0	0	0	12
Allen Hurns	2019	2	0	2	0	0	0	12
William Judson	1982-89	2	0	0	2	0	0	12
Dave Kocourek	1966	2	0	2	0	0	0	12
Donald Lee	2003-04	2	0	2	0	0	0	12
Kyle Mackey	1987	2	2	0	0	0	0	12
Brock Marion	1998-03	2	0	0	2	0	0	12
Don McNeal	1980-89	2	0	0	2	0	0	12
Jerris McPhail	1996-97	2	1	1	0	0	0	12
Scott Miller	1991-96	2	0	1	1	0	0	12
Gene Milton	1968-69	2	0	1	1	0	0	12
Marlon Moore	2010-13	2	0	2	0	0	0	12
Matt Moore	2011-17	2	2	0	0	0	0	12
Jeff Ogden	2000-01	2	0	1	1	0	0	12



## ALL-TIME LEADERS

### SCORING

PLAYER	YEARS	TD	TDR	TDP	TDRT	FG	PAT	PTS.
Louis Oliver	1989-93, 1995-96	2	0	0	2	0	0	12
Ed Perry	1997-04	2	0	2	0	0	0	12
Sam Price	1966-68	2	1	1	0	0	0	12
Bo Roberson	1966	2	0	2	0	0	0	12
Terry Robiskie	1980-81	2	2	0	0	0	0	12
<b>Durham Smythe</b>	<b>2020-21</b>	<b>2</b>	<b>0</b>	<b>2</b>	<b>0</b>	<b>0</b>	<b>0</b>	<b>12</b>
Bill Stanfill	1969-76	2	0	0	2	0	0	12
Jake Stoneburner	2015	2	0	2	0	0	0	12
Don Strock	1974-87	2	2	0	0	0	0	12
Patrick Surtain	1998-04	2	0	0	2	0	0	12
Troy Vincent	1992-95	2	0	0	2	0	0	12
Jimmy Warren	1966-69	2	0	0	2	0	0	12
Dick Westmoreland	1966-69	2	0	0	2	0	0	12
<b>Christian Wilkins</b>	<b>2019-21</b>	<b>2</b>	<b>0</b>	<b>2</b>	<b>0</b>	<b>0</b>	<b>0</b>	<b>12</b>
Stan Winfrey	1975-77	2	1	1	0	0	0	12
220. Bill Gramatica	2004	0	0	0	0	3	0	9
221. Walt Aikens	2014-19	1	0	0	1	0	0	8^
Kim Bokamper	1977-85	1	0	0	1	0	0	8*
Aaron Craver	1991-94	1	1	0	0	0	0	8#
Billy Joe	1966	1	0	1	0	0	0	8#
Curtis Johnson	1970-78	1	0	0	1	0	0	8*
<b>Patrick Laird</b>	<b>2019-20</b>	<b>1</b>	<b>1</b>	<b>0</b>	<b>0</b>	<b>0</b>	<b>0</b>	<b>8#</b>
227. Will Allen	2006-11	1	0	0	1	0	0	6
Kiko Alonso	2016-18	1	0	0	1	0	0	6
Danny Amendola	2018	1	0	1	0	0	0	6
<b>Jerome Baker</b>	<b>2018-21</b>	<b>1</b>	<b>0</b>	<b>0</b>	<b>1</b>	<b>0</b>	<b>0</b>	<b>6</b>
John Beck	2007-08	1	1	0	0	0	0	6
Don Bessillieu	1979-81	1	0	0	1	0	0	6
Glenn Blackwood	1979-87	1	0	0	1	0	0	6
Tim Bowens	1994-04	1	0	0	1	0	0	6
J.B. Brown	1989-96	1	0	0	1	0	0	6
<b>Malcolm Brown</b>	<b>2021</b>	<b>1</b>	<b>1</b>	<b>0</b>	<b>0</b>	<b>0</b>	<b>0</b>	<b>6</b>
<b>Jacoby Brissett</b>	<b>2021</b>	<b>1</b>	<b>1</b>	<b>0</b>	<b>0</b>	<b>0</b>	<b>0</b>	<b>6</b>
Bob Brudzinski	1981-89	1	0	0	1	0	0	6
Nick Buoniconti	1969-76	1	0	0	1	0	0	6
Kevin Burnett	2011-12	1	0	0	1	0	0	6
Brice Butler	2018	1	0	1	0	0	0	6
Brett Carolan	1996	1	0	1	0	0	0	6
Cris Carter	2002	1	0	1	0	0	0	6
Joe Carter	1984-86	1	1	0	0	0	0	6
Rick Casares	1966	1	0	1	0	0	0	6
Jesse Chatman	2005, 2007	1	1	0	0	0	0	6
<b>Justin Coleman</b>	<b>2021</b>	<b>10</b>	<b>0</b>	<b>0</b>	<b>1</b>	<b>0</b>	<b>0</b>	<b>6</b>
Casey Cramer	2008	1	0	1	0	0	0	6
Bill Cronin	1966	1	0	1	0	0	0	6
Daunte Culpepper	2006	1	1	0	0	0	0	6
Vontae Davis	2009-11	1	0	0	1	0	0	6
Louis Delmas	2014	1	0	0	1	0	0	6
Vern Den Herder	1971-82	1	0	1	0	0	0	6
A.J. Derby	2017-18	1	0	1	0	0	0	6
Leland Douglas	1987	1	0	1	0	0	0	6
<b>Sam Eguavoen</b>	<b>2021</b>	<b>1</b>	<b>0</b>	<b>0</b>	<b>1</b>	<b>0</b>	<b>0</b>	<b>6</b>
Bert Emanuel	2000	1	0	1	0	0	0	6
Frank Emanuel	1966-69	1	0	0	1	0	0	6
Tom Erlandson	1966-67	1	0	0	1	0	0	6
David Fales	2017	1	1	0	0	0	0	6
A.J. Feeley	2004-05	1	1	0	0	0	0	6
Minkah Fitzpatrick	2018-19	1	0	0	1	0	0	6
Cortland Finnegan	2014	1	0	0	1	0	0	6
Trent Gamble	2000-03	1	0	0	1	0	0	6
Cookie Gilchrist	1966	1	0	1	0	0	0	6
Kerry Glenn	1990-92	1	0	0	1	0	0	6



## ALL-TIME LEADERS

SCORING								
PLAYER	YEARS	TD	TDR	TDP	TDRT	FG	PAT	PTS.
Hunter Goodwin	1999-01	1	0	1	0	0	0	6
Frank Gore	2018	1	0	1	0	0	0	6
Vince Heflin	1982-85	1	0	1	0	0	0	6
Will Heller	2005	1	0	1	0	0	0	6
Renaldo Hill	2006-08	1	0	0	1	0	0	6
Sean Hill	1994-96	1	0	0	1	0	0	6
Trell Hooper	1987	1	0	0	1	0	0	6
Steve Howell	1979-81	1	1	0	0	0	0	6
Ricky Isom	1987	1	1	0	0	0	0	6
Calvin Jackson	1994-99	1	0	0	1	0	0	6
Vestee Jackson	1991-93	1	0	0	1	0	0	6
Pete Jaquess	1966-67	1	0	0	1	0	0	6
Greg Jennings	2015	1	0	1	0	0	0	6
Pat Johnson	1995	1	0	0	1	0	0	6
Dominique Jones	2016	1	0	1	0	0	0	6
Robert Jones	1998-00	1	0	0	1	0	0	6
Nate Kaeding	2012	0	0	0	0	1	3	6
Chuck Klingbeil	1991-95	1	0	0	1	0	0	6
Bernie Kosar	1994-96	1	1	0	0	0	0	6
Shaq Lawson	2020	1	0	0	1	0	0	6
Michael Lehan	2006-08	1	0	0	1	0	0	6
Charles Leigh	1971-74	1	1	0	0	0	0	6
David Lewis	1987	1	0	1	0	0	0	6
Phillip Merling	2008-11	1	0	0	1	0	0	6
Koa Misi	2010-17	1	0	0	1	0	0	6
Kenny Mixon	1998-01	1	0	0	1	0	0	6
Knowshawn Moreno	2014	1	1	0	0	0	0	6
Earl Morrall	1972-76	1	1	0	0	0	0	6
<b>Nik Needham</b>	<b>2021</b>	<b>1</b>	<b>0</b>	<b>0</b>	<b>1</b>	<b>0</b>	<b>0</b>	<b>6</b>
Cliff Odom	1990-93	1	0	0	1	0	0	6
Nick O'Leary	2018-19	1	0	1	0	0	0	6
Chad Pennington	2008-10	1	1	0	0	0	0	6
Brett Perriman	1997	1	0	1	0	0	0	6
Malcolm Perry	2020	1	0	1	0	0	0	6
Lousaka Polite	2008-10	1	1	0	0	0	0	6
Derrick Pope	2004-07	1	0	0	1	0	0	6
Willie Richardson	1970	1	0	1	0	0	0	6
<b>Elandon Roberts</b>	<b>2021</b>	<b>1</b>	<b>0</b>	<b>0</b>	<b>1</b>	<b>0</b>	<b>0</b>	<b>6</b>
John Roderick	1966-67	1	0	1	0	0	0	6
<b>Eric Rowe</b>	<b>2019-20</b>	<b>1</b>	<b>0</b>	<b>0</b>	<b>1</b>	<b>0</b>	<b>0</b>	<b>6</b>
Jake Scott	1970-75	1	0	0	1	0	0	6
Scott Secules	1989-92	1	1	0	0	0	0	6
Derrick Shelby	2012-15	1	0	0	1	0	0	6
Steve Slaton	2011	1	1	0	0	0	0	6
Gerald Small	1978-83	1	0	0	1	0	0	6
Willie Smith	1987	1	0	1	0	0	0	6
Brian Sochia	1986-91	1	0	0	1	0	0	6
Kory Sperry	2009	1	0	1	0	0	0	6
John Stofa	1966-67, 1969-70	1	1	0	0	0	0	6
John Tagliaferri	1987	1	1	0	0	0	0	6
Norris Thomas	1977-79	1	0	0	1	0	0	6
Thurman Thomas	2000	1	0	1	0	0	0	6
Bob Torrey	1979	1	1	0	0	0	0	6
<b>Andrew Van Ginkel</b>	<b>2019-21</b>	<b>1</b>	<b>0</b>	<b>0</b>	<b>1</b>	<b>0</b>	<b>0</b>	<b>6</b>
Olivier Vernon	2012-15	1	0	0	1	0	0	6
Frank Wainright	1995-98	1	0	1	0	0	0	6
Fulton Walker	1981-85	1	0	0	1	0	0	6
Willie West	1966-68	1	0	0	1	0	0	6
Jarvis Williams	1988-93	1	0	0	1	0	0	6
Robert Wilson	1994-96	1	0	1	0	0	0	6
Dick Wood	1966	1	1	0	0	0	0	6
328. Van Tiffin	1987	0	0	0	0	0	4	4
329. Charlie Anderson	2008-09	0	0	0	0	0	0	2*



## ALL-TIME LEADERS

### SCORING

PLAYER	YEARS	TD	TDR	TDP	TDRT	FG	PAT	PTS.
Kevin Carter	2005-06	0	0	0	0	0	0	2*
Mike Charles	1983-86	0	0	0	0	0	0	2*
A.J. Duhe	1977-84	0	0	0	0	0	0	2*
Terrence Fede	2014-17	0	0	0	0	0	0	2*
<b>William Fuller V</b>	<b>2021</b>	<b>0</b>	<b>0</b>	<b>0</b>	<b>0</b>	<b>0</b>	<b>0</b>	<b>2#</b>
Larry Gordon	1976-82	0	0	0	0	0	0	2*
Jermaine Haley	2000-02	0	0	0	0	0	0	2*
Reggie Howard	2004-05	0	0	0	0	0	0	2*
Sammy Knight	2003-04	0	0	0	0	0	0	2*
Seniorise Perry	2017	0	0	0	0	0	0	2*
Don Reese	1974-76	0	0	0	0	0	0	2*
Cameron Wake	2009-18	0	0	0	0	0	0	2*
George Wilson	1966	0	0	0	0	0	0	2#

\* — safety # — two point conversion ^ — defensive two point conversion

### INTERCEPTIONS

PLAYER	YEARS	NO.	YDS.	AVG.	LG	TD
1. Jake Scott	1970-75	35	425	12.1	47	0
2. Dick Anderson	1968-77	34	792	23.3	96t	3
3. Sam Madison	1997-05	31	487	15.7	42	2
4. Glenn Blackwood	1979-87	29	398	13.7	50	1
Patrick Surtain	1998-04	29	298	10.3	43	2
<b>6. Xavien Howard</b>	<b>2016-21</b>	<b>27</b>	<b>254</b>	<b>9.4</b>	<b>39</b>	<b>2</b>
7. Louis Oliver	1989-93, 1995-96	24	569	23.7	103t	2
Terrell Buckley	1995-99, 2003	24	425	17.7	91t	3
William Judson	1982-89	24	368	15.3	61t	2
10. Gerald Small	1978-83	23	378	16.4	46t	1
11. Curtis Johnson	1970-78	22	190	8.6	34	0
Tim Foley	1970-80	22	96	4.4	18	0
13. Reshad Jones	2010-19	21	361	17.2	54	4
14. Brock Marion	1998-03	20	431	21.6	100t	2
15. Don McNeal	1980-89	18	163	9.1	30	2
16. Zach Thomas	1996-07	17	170	10.0	34t	4
17. J.B. Brown	1989-96	16	293	18.3	48	1
18. Dick Westmoreland	1966-69	15	231	15.4	42	2
19. Troy Vincent	1992-95	14	284	20.3	69	2
Jarvis Williams	1988-93	14	216	15.4	42	1
Lloyd Mumphord	1969-74	14	187	13.4	51	2
Lyle Blackwood	1981-86	14	173	12.4	45	0
Earnie Rhone	1975-84	14	110	7.9	16	0
24. Brent Grimes	2013-15	13	202	15.5	94t	2
Willie West	1966-68	13	180	13.8	32	0
Paul Lankford	1982-91	13	89	6.8	44	0
27. Charlie Babb	1972-79	12	141	11.8	36	0
Brian Walker	1997-98, 2000-01	12	92	7.7	31	0
29. Jimmy Warren	1966-69	11	247	22.5	70t	1
30. Vontae Davis	2009-11	9	124	13.8	28	1
31. Mike Kozlowski	1979-86	8	172	21.5	38t	2
Larry Gordon	1976-82	8	121	15.1	36	0
Bob Matheson	1971-79	8	111	13.9	34	0
Jason Taylor	1997-07, 2009, 2011	8	110	13.8	51t	3
Nick Buoniconti	1969-76	8	89	11.1	24	0
Jason Allen	2006-10	8	41	5.1	17	0
37. Sammy Knight	2003-04	7	130	18.6	70	0
Norris Thomas	1977-79	7	115	16.4	53t	1
Will Allen	2006-11	7	114	16.3	32t	1
Bobby McCain	2015-20	7	78	11.1	32	0
André Goodman	2006-08	7	76	10.9	55	0
42. Renaldo Hill	2006-08	6	91	15.2	24	0
Yeremiah Bell	2004-11	6	89	14.8	29	0
Kim Bokamper	1977-85	6	55	9.2	24t	1



## ALL-TIME LEADERS

INTERCEPTIONS							
PLAYER	YEARS	NO.	YDS.	AVG.	LG	TD	
	<b>Nik Needham</b>	<b>2019-21</b>	<b>6</b>	<b>52</b>	<b>8.7</b>	<b>28t</b>	<b>1</b>
	John Bramlett	1967-68	6	49	8.2	22	0
47.	Bob Petrella	1966-71	5	104	20.8	33	0
	Kiko Alonso	2016-18	5	100	20.0	60t	1
	Bud Brown	1984-88	5	96	19.2	53	0
	Neal Colzie	1979	5	86	17.2	56	0
	Mike Kolen	1970-77	5	85	17.0	29	0
	Liffort Hobley	1987-93	5	61	12.2	22	0
	Fulton Walker	1981-85	5	61	12.2	30	0
	Arturo Freeman	2000-04	5	59	11.8	47	0
	Sean Smith	2009-12	5	56	11.2	31	0
	Bob Brudzinski	1981-89	5	46	9.2	19	0
	Rick Volk	1977-78	5	42	8.4	24	0
	Nolan Carroll	2010-13	5	25	5.0	24	0
	Shawn Wooden	1996-99, 2001-04	5	25	5.0	15	0
	Doug Swift	1970-75	5	17	3.4	12	0
	Don Bessillieu	1979-81	5	13	2.6	12	0
62.	Calvin Jackson	1994-99	4	105	26.3	61t	1
	Lance Schulters	2005, 2007	4	78	19.5	37	0
	Tom Erlandson	1966-67	4	68	17.0	37	1
	Jimmy Wilson	2011-14	4	57	14.3	31	0
	T.J. McDonald	2017-18	4	48	12.0	31	0
	Frank Emanuel	1966-69	4	46	12.5	24	0
	John Offerdahl	1986-93	4	44	11.0	28	0
	Tim McKyer	1990	4	40	10.0	21	0
	Randy Starks	2008-14	4	33	8.3	18	0
	Chris Clemons	2009-13	4	29	7.3	29	0
	Gene Atkins	1994-96	4	24	6.0	18	0
	Mark Brown	1983-88	4	18	4.5	13	0
	Michael Stewart	1994-96	4	11	2.8	11	0
	Dimitri Patterson	2012-13	4	7	1.8	3	0
	Tony Lippett	2015-17	4	0	0.0	0	0
77.	Vestee Jackson	1991-93	3	63	21.0	30t	1
	<b>Eric Rowe</b>	<b>2019-21</b>	<b>3</b>	<b>61</b>	<b>20.3</b>	<b>35t</b>	<b>1</b>
	Ed Taylor	1979-82	3	55	18.3	44	0
	Rodney Thomas	1988-90	3	52	17.3	48	0
	Bryan Cox	1991-95	3	38	12.7	26	0
	Travares Tillman	2005-07	3	38	12.7	22	0
	Wahoo McDaniel	1966-68	3	35	11.7	20	0
	Derrick Rodgers	1997-02	3	33	11.0	21	0
	Jerry Wilson	1996-00	3	32	10.7	19	0
	Travis Daniels	2005-07	3	31	10.3	29	0
	Steve Towle	1975-80	3	30	10.0	16	0
	Pete Jaquess	1966-67	3	27	9.0	27	1
	A.J. Duhe	1977-84	3	18	6.0	11	0
	Ed Weisacosky	1968-70	3	10	3.3	7	0
	Aubrey Beavers	1994-95	3	8	2.7	8	0
	Nate Jones	2008-09, 2011	3	0	0.0	0	0
	<b>Jerome Baker</b>	<b>2018-21</b>	<b>3</b>	<b>59</b>	<b>19.7</b>	<b>34</b>	<b>1</b>
94.	Minkah Fitzpatrick	2018-19	2	64	32.0	50t	1
	Donovan Rose	1986-87	2	63	31.5	36	0
	Bob Neff	1966-68	2	54	27.0	22	0
	Rusty Chambers	1976-80	2	53	26.5	49	0
	Dwight Hollier	1992-99	2	47	23.5	36	0
	Walt Aikens	2014-19	2	43	21.5	43	0
	Ken Ellis	1976	2	40	20.0	40	0
	Bobby Harden	1990-93	2	39	19.5	22	0
	Robert Sowell	1983-85, 1987	2	36	18.0	29	0
	Steven Parker	2019	2	35	17.5	35	0
	Bill Stanfill	1969-76	2	32	16.0	17t	2
	Kerry Glenn	1990-92	2	31	15.5	31t	1
	Jamar Fletcher	2001-03	2	30	15.0	30	0



## ALL-TIME LEADERS

INTERCEPTIONS						
PLAYER	YEARS	NO.	YDS.	AVG.	LG	TD
Akin Ayodele	2008-09	2	29	14.5	17	0
Byron Maxwell	2016-17	2	29	14.5	27	0
Dannell Ellerbe	2013-14	2	25	12.5	16	0
Henry Stuckey	1972-74	2	25	12.5	21	0
George Teague	1997	2	25	12.5	23	0
Tyrone Culver	2008-09	2	24	12.0	23	0
Derrick Shelby	2012-15	2	24	12.0	22t	1
Joey Porter	2007-08	2	19	9.5	14	0
Isa Abdul-Quddus	2016	2	16	8.0	9	0
Tate Randle	1987	2	16	8.0	11	0
<b>Byron Jones</b>	<b>2020-21</b>	<b>2</b>	<b>15</b>	<b>7.5</b>	<b>15</b>	<b>0</b>
John McGeever	1966	2	15	7.5	15	0
Tom Beier	1967, 1969	2	14	7.0	7	0
Robert Jones	1998-00	2	14	7.0	14t	1
Trell Hooper	1987	2	11	5.5	11	0
Benny Sapp	2010-11	2	9	4.5	9	0
Jeris White	1974-76	2	4	2.0	4	0
Tyrone Braxton	1994	2	3	1.5	3	0
Chris Green	1991-94	2	0	0.0	0	0
Derrick Pope	2004-07	2	0	0.0	0	0
<b>Justin Coleman</b>	<b>2021</b>	<b>2</b>	<b>0</b>	<b>0.0</b>	<b>0</b>	<b>0</b>
<b>Jevon Holland</b>	<b>2021</b>	<b>2</b>	<b>0</b>	<b>0.0</b>	<b>0</b>	<b>0</b>
<b>129. Elandon Roberts</b>	<b>2021</b>	<b>1</b>	<b>85</b>	<b>85.0</b>	<b>85t</b>	<b>1</b>
Louis Delmas	2014	1	81	81.0	81t	1
Kenny Mixon	1998-01	1	56	56.0	56t	1
Marvin Mitchell	2011	1	55	55.0	55	0
Jay Brophy	1984-86	1	41	41.0	41	0
Jared Odrick	2010-14	1	39	39.0	39	0
Zack Bowman	2015	1	38	38.0	38	0
Kevin Burnett	2011-12	1	34	34.0	34t	1
Dean Brown	1970	1	32	32.0	32	0
Hugh Green	1985-91	1	28	28.0	28	0
Earl Faison	1966	1	26	26.0	26	0
Phillip Merling	2008-11	1	25	25.0	25t	1
Vern Den Herder	1971-82	1	24	24.0	24	0
Charles Cornelius	1977-78	1	21	21.0	21	0
Bob Bruggers	1966-68	1	20	20.0	20	0
Ralph Ortega	1979-80	1	17	17.0	13	0
Jordan Phillips	2015-18	1	17	17.0	17	0
Bacarri Rambo	2016	1	17	17.0	17	0
Ted Davis	1970	1	15	15.0	15	0
Karlos Dansby	2010-12	1	14	14.0	14	0
Rick Graf	1987-90	1	14	14.0	14	0
Shawn Lee	1990-91	1	14	14.0	14	0
Cameron Wake	2009-18	1	12	12.0	12	0
Mike Hull	2015-18	1	8	8.0	8	0
<b>Brandon Jones</b>	<b>2020-21</b>	<b>1</b>	<b>8</b>	<b>8.0</b>	<b>8</b>	<b>0</b>
<b>Christian Wilkins</b>	<b>2019-21</b>	<b>1</b>	<b>8</b>	<b>8.0</b>	<b>8</b>	<b>0</b>
Richard Marshall	2012	1	7	7.0	7	0
Jackie Shipp	1984-88	1	7	7.0	7	0
Craig Veasey	1993-94	1	7	7.0	7	0
Vince Biegel	2019	1	7	7.0	7	0
Reggie Howard	2004-05	1	5	5.0	5	0
Eric Kumerow	1988-90	1	5	5.0	5	0
Alex Moyer	1985-86	1	4	4.0	4	0
Greg Jeffries	1999-00	1	3	3.0	3	0
Ryan Lewis	2019	1	3	3.0	3	0
Jack Rudolph	1966	1	3	3.0	3	0
Chris Singleton	1993-96	1	3	3.0	3	0
Brendon Ayanbadejo	2003-04	1	2	2.0	2	0
Larry Ball	1972-74, 1977-78	1	2	2.0	2	0
Mike Charles	1983-86	1	2	2.0	2	0





## ALL-TIME LEADERS

### INTERCEPTIONS

PLAYER	YEARS	NO.	YDS.	AVG.	LG	TD
Channing Crowder	2005-10	1	2	2.0	2	0
Mike Reichenbach	1990-91	1	2	2.0	2	0
Randall Edmunds	1968-69	1	1	1.0	1	0
Bruce Alexander	1992-93	1	0	0.0	0	0
Bob Baumhower	1977-86	1	0	0.0	0	0
Tim Bowens	1994-04	1	0	0.0	0	0
Jeff Cross	1989-95	1	0	0.0	0	0
Scott Galyon	2000-02	1	0	0.0	0	0
Jermaine Haley	2000-02	1	0	0.0	0	0
Neville Hewitt	2015-17	1	0	0.0	0	0
Sean Hill	1994-96	1	0	0.0	0	0
Mack Lamb	1967-68	1	0	0.0	0	0
Chris Lammons	2019	1	0	0.0	0	0
Michael Lehan	2006-08	1	0	0.0	0	0
Darrell Malone	1992-94	1	0	0.0	0	0
Brice McCain	2015	1	0	0.0	0	0
Cliff Odom	1990-93	1	0	0.0	0	0
Muhammad Oliver	1994	1	0	0.0	0	0
<b>Jamal Perry</b>	<b>2019-21</b>	<b>1</b>	<b>0</b>	<b>0.0</b>	<b>0</b>	<b>0</b>
Vern Roberson	1977	1	0	0.0	0	0
Bryant Salter	1976	1	0	0.0	0	0
Terrance Shaw	2000	1	0	0.0	0	0
Donnie Spragan	2005-07	1	0	0.0	0	0
R.J. Stanford	2012-14	1	0	0.0	0	0
Michael Thomas	2013-17	1	0	0.0	0	0
Reggie Torbor	2008-09	1	0	0.0	0	0
Jason Trusnik	2011-14	1	0	0.0	0	0
Jay Williams	2002-04	1	0	0.0	0	0
Jeff Zgonina	2003-06	1	0	0.0	0	0
Daryl Gardener	1996-01	1	-1	-1.0	-1	0

### SACKS

PLAYER	YEARS	NO
1. Jason Taylor	1997-2007, 2009, 2011	131.0
2. Cameron Wake	2009-18	98.0
3. Bill Stanfill	1969-76	69.5
4. Doug Betters	1978-87	65.5
5. Vern Den Herder	1971-82	64.0
6. Jeff Cross	1988-95	59.5
7. Trace Armstrong	1995-2000	56.5
8. Bob Baumhower	1977-86	39.5
Kim Bokamper	1977-85	39.5
10. A.J. Duhe	1977-84	38.5

### KICKOFF RETURNS (Yards)

PLAYER	YEARS	NO.	YDS.	AVG.	LG	TD
1. Wes Welker	2004-06	166	3,756	22.6	95t	1
2. Ted Ginn, Jr.	2007-09	147	3,386	23.0	101t	2
3. Mercury Morris	1969-75	111	2,947	26.5	105t	3
4. Fulton Walker	1981-85	123	2,944	23.9	90t	1
5. Brock Marion	1998-03	107	2,517	23.5	93	0
6. Jakeem Grant Sr.	2016-21	89	2,206	24.8	102t	2
7. O.J. McDuffie	1993-01	92	2,103	22.9	48	0
8. Irving Spikes	1994-97	89	2,058	23.1	59	0
9. Lorenzo Hampton	1985-89	96	2,025	21.1	46	0
10. Marcus Thigpen	2012-13	77	1,910	24.8	96t	1



## PUNT RETURNS (Yards)

	PLAYER	YEARS	NO.	FC	YDS.	AVG.	LG	TD
1.	Jake Scott	1970-75	127	55	1,330	10.5	77t	1
2.	Wes Welker	2004-06	127	64	1,232	9.7	71	0
3.	Davone Bess	2008-12	115	85	1,196	10.4	47	0
4.	O.J. McDuffie	1993-01	127	91	1,127	8.9	72t	2
5.	Jakeem Grant Sr.	2016-21	101	28	978	9.7	88t	3
6.	Tom Vigorito	1981-85	79	22	830	10.5	87t	2
7.	Freddie Solomon	1975-77	71	5	810	11.4	79t	2
8.	Jarvis Landry	2014-17	89	53	804	9.0	69t	1
9.	Scott Schwedes	1987-90	75	18	732	9.8	70t	1
10.	Jeff Ogden	2000-01	51	22	700	13.7	81t	1

## TOP 20 SEASON LEADERS

### RUSHING YARDS

	NAME	YEAR	YARDS
1.	Ricky Williams	2002	1,853
2.	Ricky Williams	2003	1,372
3.	Jay Ajayi	2016	1,272
4.	Delvin Williams	1978	1,258
5.	Lamar Smith	2000	1,139
6.	Ricky Williams	2009	1,121
7.	Larry Csonka	1972	1,117
8.	Karim Abdul-Jabbar	1996	1,116
9.	Lamar Miller	2014	1,099
10.	Reggie Bush	2011	1,086
11.	Larry Csonka	1971	1,051
12.	Ronnie Brown	2006	1,008
13.	Larry Csonka	1973	1,003
14.	Mercury Morris	1972	1,000
15.	Reggie Bush	2012	986
16.	Lamar Smith	2001	968
17.	Karim Abdul-Jabbar	1998	960
18.	Mercury Morris	1973	954
19.	Ronnie Brown	2008	916
20.	Mark Higgs	1992	915

### PASSING YARDS

	NAME	YEAR	YARDS
1.	Dan Marino	1984	5,084
2.	Dan Marino	1986	4,746
3.	Dan Marino	1994	4,453
4.	Dan Marino	1988	4,434
5.	Ryan Tannehill	2015	4,208
6.	Dan Marino	1985	4,137
7.	Dan Marino	1992	4,116
8.	Ryan Tannehill	2014	4,045
9.	Dan Marino	1989	3,997
10.	Dan Marino	1991	3,970
11.	Ryan Tannehill	2013	3,913
12.	Dan Marino	1997	3,780
13.	Dan Marino	1995	3,668
14.	Chad Pennington	2008	3,653
15.	Dan Marino	1990	3,563
16.	Ryan Fitzpatrick	2019	3,529
17.	Dan Marino	1998	3,497
18.	Chad Henne	2010	3,301
19.	Ryan Tannehill	2012	3,294
20.	Jay Fiedler	2001	3,248

### PASSING TOUCHDOWNS

	NAME	YEAR	TDs
1.	Dan Marino	1984	48
2.	Dan Marino	1986	44
3.	Dan Marino	1985	30
	Dan Marino	1994	30
5.	Dan Marino	1988	28
6.	Ryan Tannehill	2014	27
7.	Dan Marino	1987	26
8.	Dan Marino	1991	25
9.	Dan Marino	1989	24
	Dan Marino	1992	24
	Dan Marino	1995	24
	Ryan Tannehill	2013	24
	Ryan Tannehill	2015	24
14.	Dan Marino	1998	23
15.	Bob Griese	1977	22
16.	Bob Griese	1968	21
	Dan Marino	1990	21
18.	Dan Marino	1983	20
	Jay Fiedler	2001	20
	Ryan Fitzpatrick	2019	20

### RECEPTIONS

	NAME	YEAR	REC
1.	Jarvis Landry	2017	112
2.	Jarvis Landry	2015	110
3.	<b>Jaylen Waddle</b>	<b>2021</b>	<b>104</b>
4.	Jarvis Landry	2016	94
5.	O.J. McDuffie	1998	90
6.	Mark Clayton	1988	86
	Brandon Marshall	2010	86
8.	Jarvis Landry	2014	84
9.	Chris Chambers	2005	82
10.	Brandon Marshall	2011	81
11.	Davone Bess	2010	79
12.	O.J. McDuffie	1997	76
	Davone Bess	2009	76
	Brian Hartline	2013	76
15.	Terry Kirby (RB)	1993	75
16.	O.J. McDuffie	1996	74
	Brian Hartline	2012	74
18.	Mark Clayton	1984	73
	Irving Fryar	1994	73
	Randy McMichael (TE)	2004	73
	Mike Wallace	2013	73



## TOP 20 SEASON LEADERS

### RECEIVING YARDS

NAME	YEAR	YARDS
1. Mark Clayton	1984	1,389
2. Mark Duper	1986	1,313
3. Mark Duper	1984	1,306
4. Irving Fryar	1994	1,270
5. Brandon Marshall	2011	1,214
<b>6. DeVante Parker</b>	<b>2019</b>	<b>1,202</b>
7. Jarvis Landry	2015	1,157
8. Mark Clayton	1986	1,150
9. Jarvis Landry	2016	1,136
10. Mark Clayton	1988	1,129
11. Chris Chambers	2005	1,118
12. Mark Duper	1991	1,085
13. Brian Hartline	2012	1,083
14. Mark Clayton	1991	1,053
15. O.J. McDuffie	1998	1,050
16. Tony Martin	1999	1,037
17. Brian Hartline	2013	1,016
<b>18. Jaylen Waddle</b>	<b>2021</b>	<b>1,015</b>
19. Brandon Marshall	2010	1,014
20. Mark Clayton	1989	1,011

### POINTS

NAME	YEAR	POINTS
1. Olindo Mare	1999	144
<b>Jason Sanders</b>	<b>2020</b>	<b>144</b>
3. Caleb Sturgis	2014	128
4. Pete Stoyanovich	1992	124
5. Pete Stoyanovich	1991	121
6. Pete Stoyanovich	1995	118
7. Garo Yepremian	1971	117
Olindo Mare	1997	117
Olindo Mare	2000	117
10. Fuad Reveziz	1985	116
11. Garo Yepremian	1972	115
Dan Carpenter	2010	115
13. Olindo Mare	2002	114
14. Garo Yepremian	1973	113
Dan Carpenter	2011	113
16. Dan Carpenter	2009	112
17. Caleb Sturgis	2013	111
18. Uwe von Schamann	1981	109
Pete Stoyanovich	1993	109
20. Mark Clayton (WR)	1984	108
Olindo Mare	2005	108

### SACKS

NAME	YEAR	SACKS
1. Bill Stanfill	1973	18.5
Jason Taylor	2002	18.5
3. Joey Porter	2008	17.5
4. Trace Armstrong	2000	16.5
5. Doug Betters	1983	16.0
6. Adewale Ogunleye	2003	15.0
Cameron Wake	2012	15.0
8. Jason Taylor	2000	14.5
9. Doug Betters	1984	14.0
Bryan Cox	1992	14.0
Cameron Wake	2010	14.0
12. Jason Taylor	2006	13.5
13. Jason Taylor	2003	13.0
14. Trace Armstrong	1996	12.0

Jason Taylor	2005	12.0
16. Jeff Cross	1990	11.5
Olivier Vernon	2013	11.5
Cameron Wake	2014	11.5
Cameron Wake	2016	11.5
20. Mel Branch	1968	11.0
Vern Den Herder	1975	11.0
Jason Taylor	2007	11.0

### TACKLES

NAME	YEAR	TACKLES
1. Steve Towle	1976	217
2. Zach Thomas	2002	195
3. Zach Thomas	2003	184
4. Zach Thomas	1996	180
Zach Thomas	2001	180
6. Rusty Chambers	1979	178
7. Earnie Rhone	1981	171
8. Zach Thomas	2004	168
9. Zach Thomas	1999	167
10. Zach Thomas	2005	166
11. Zach Thomas	2006	165
12. Steve Towle	1975	164
13. Nick Buoniconti	1973	162
14. Zach Thomas	1998	160
15. Rusty Chambers	1978	151
16. Zach Thomas	1997	149
17. Bryan Cox	1994	147
18. Nick Buoniconti	1972	146
Bob Baumhower	1979	146
20. Nick Buoniconti	1970	145

### INTERCEPTIONS

NAME	YEAR	INTs
1. Dick Westmoreland	1967	10
<b>Xavien Howard</b>	<b>2020</b>	<b>10</b>
3. Willie West	1966	8
Dick Anderson	1968	8
Dick Anderson	1970	8
Dick Anderson	1973	8
Jake Scott	1974	8
Terrell Buckley	1998	8
Sam Madison	1998	8
10. Jake Scott	1971	7
Gerald Small	1980	7
Sam Madison	1999	7
Brian Walker	2000	7
Patrick Surtain	2003	7
<b>Xavien Howard</b>	<b>2018</b>	<b>7</b>
16. Jake Scott	1975	6
Tim Foley	1978	6
William Judson	1983	6
Glenn Blackwood	1984	6
Glenn Blackwood	1985	6
Terrell Buckley	1996	6
Patrick Surtain	2002	6



## DOLPHINS OUTSTANDING PERFORMANCES

### GAMES OF 300+ PASSING YARDS

PLAYER	DATE	OPPONENT	ATT.	COMP.	YDS.	TD	INT.	LG
Dan Marino	10/23/88	N.Y. JETS	60	35	521	3	5	56
Dan Marino	9/4/94	NEW ENGLAND	42	23	473	5	1	64t
Dan Marino	12/2/84	L.A. RAIDERS	57	35	470	4	2	64
Dan Marino	10/1/95	at Cincinnati	48	33	450	2	1	58
Dan Marino	9/21/86	at N.Y. Jets	50	30	448	6	2	46t
Dan Marino	9/25/94	at Minnesota	54	29	431	3	3	43
Ryan Tannehill	9/30/12	at Arizona	41	26	431	1	2	80t
Dan Marino	9/30/84	at St. Louis	36	24	429	3	0	51
Dan Marino	9/24/89	N.Y. JETS	55	33	427	3	2	43t
Dan Marino	11/4/84	at N.Y. Jets	42	23	422	2	2	54
* Dan Marino	12/30/95	at Buffalo	64	33	422	2	3	45t
* Dan Marino	1/6/85	PITTSBURGH	32	21	421	4	1	41
Ryan Fitzpatrick	12/22/19	CINCINNATI	52	31	419	4	1	51
Chad Henne	9/12/11	New England	49	30	416	2	1	31
Joey Harrington	10/22/06	GREEN BAY	62	33	414	2	3	44
David Woodley	10/25/81	at Dallas	37	21	408	3	5	69t
Dan Marino	12/9/84	at Indianapolis	41	29	404	4	1	42
Dan Marino	11/16/86	at Buffalo	54	39	404	4	0	39
Dan Marino	12/12/88	CLEVELAND	50	30	404	4	3	46
* Don Strock	1/2/82	SAN DIEGO	43	29	403	4	1	50t
Dan Marino	12/14/86	at L.A. Rams	46	29	403	5	1	69t
Ryan Tannehill	12/21/14	MINNESOTA	47	35	396	4	1	41
Dan Marino	12/20/87	WASHINGTON	50	22	393	3	1	59t
Dan Marino	10/10/99	at Indianapolis	38	25	393	2	0	62
Dan Marino	9/29/85	at Denver	43	25	390	3	0	73
Dan Marino	11/23/97	at New England	60	38	389	0	3	27
Ryan Tannehill	9/18/16	at New England	45	32	387	2	2	33
Brock Osweiler	10/14/18	CHICAGO	44	28	380	3	2	75t
Dan Marino	12/13/87	at Philadelphia	39	25	376	3	1	54
Dan Marino	10/12/97	at N.Y. Jets	38	27	372	2	0	36t
Bernie Kosar	10/15/95	at New Orleans	42	29	368	3	2	31t
Dan Marino	12/9/90	PHILADELPHIA	54	27	365	2	0	37
Steve DeBerg	12/5/93	N.Y. Giants	41	26	365	1	2	44
Ryan Fitzpatrick	12/1/19	PHILADELPHIA	39	27	365	3	1	43t
Chad Henne	9/26/10	N.Y. JETS	44	26	363	2	1	40
Dan Marino	11/10/85	N.Y. JETS	37	21	362	3	3	60
<b>Tua Tagovailoa</b>	<b>1/3/21</b>	<b>at Buffalo</b>	<b>58</b>	<b>35</b>	<b>361</b>	<b>1</b>	<b>3</b>	<b>31</b>
Gus Frerotte	11/13/05	NEW ENGLAND	47	25	360	2	1	47
Dan Marino	11/6/88	at New England	51	29	359	1	2	32
Dan Marino	11/12/89	at N.Y. Jets	34	18	359	3	2	78t
Dan Marino	11/27/94	at N.Y. Jets	44	31	359	4	2	28t
Ryan Tannehill	9/20/15	at Jacksonville	44	30	359	2	0	48
Dan Marino	10/25/92	INDIANAPOLIS	45	25	355	2	3	48t
Dan Marino	12/21/98	DENVER	38	23	355	4	1	56t
Dan Marino	11/27/88	at N.Y. Jets	35	17	353	5	0	80t
Ryan Tannehill	11/29/15	at N.Y. Jets	58	33	351	3	1	40
Ryan Tannehill	1/3/16	NEW ENGLAND	38	25	350	2	0	46
Ryan Fitzpatrick	10/11/20	at San Francisco	28	22	350	3	0	70
Bob Griese	11/20/78	at Houston	33	23	349	2	1	47
Chad Henne	12/20/09	at Tennessee	46	29	349	1	3	57
Ryan Tannehill	12/14/14	at New England	47	29	346	1	2	50
Dan Marino	12/8/85	at Green Bay	44	30	345	5	1	61
Scott Mitchell	10/31/93	KANSAS CITY	33	22	344	3	0	77t
Steve DeBerg	12/13/93	PITTSBURGH	44	27	344	1	2	47
Dan Marino	12/3/95	ATLANTA	50	35	343	2	2	32
Chad Pennington	11/23/08	NEW ENGLAND	41	24	341	3	1	46
Dan Marino	12/17/84	DALLAS	40	23	340	4	2	63
Dan Marino	12/24/89	KANSAS City	47	28	339	3	1	35
Dan Marino	11/18/84	at San Diego	41	28	338	2	1	32
Dan Marino	10/12/86	BUFFALO	41	24	337	1	1	39
Chad Henne	12/6/09	NEW ENGLAND	52	29	335	2	1	29
Dan Marino	10/22/89	GREEN BAY	37	24	333	2	2	61



## DOLPHINS OUTSTANDING PERFORMANCES

GAMES OF 300+ PASSING YARDS								
PLAYER	DATE	OPPONENT	ATT.	COMP.	YDS.	TD	INT.	LG
Dan Marino	11/12/95	NEW ENGLAND	37	27	333	2	2	31t
Dan Marino	11/1/87	PITTSBURGH	31	25	332	4	2	50t
Ryan Tannehill	12/1/13	at N.Y. Jets	43	28	331	2	1	31t
Dan Marino	11/17/85	at Indianapolis	37	22	330	1	0	42
Dan Marino	9/15/85	INDIANAPOLIS	48	29	329	2	0	26
Dan Marino	10/16/88	SAN DIEGO	45	26	329	1	0	51
Ryan Tannehill	12/27/15	INDIANAPOLIS	38	26	329	0	1	49
<b>Tua Tagovailoa</b>	<b>10/17/21</b>	<b>at Jacksonville</b>	<b>47</b>	<b>33</b>	<b>329</b>	<b>2</b>	<b>1</b>	<b>32</b>
Jay Fiedler	12/28/03	N.Y. JETS	29	21	328	1	1	59
Ryan Fitzpatrick	9/20/20	BUFFALO	47	31	328	2	0	27
Bob Griese	9/14/69	at Cincinnati	39	19	327	1	2	50
Dan Marino	11/18/91	BUFFALO	42	23	326	2	2	41
Dan Marino	9/7/97	TENNESSEE	43	24	324	0	0	50
* Dan Marino	1/12/91	at Buffalo	49	23	323	3	2	64t
Dan Marino	10/12/98	at Jacksonville	49	30	323	2	1	28
Ryan Fitzpatrick	11/17/19	BUFFALO	45	32	323	0	0	50
Don Strock	12/15/79	N.Y. JETS	41	26	322	1	2	38
Dan Marino	10/9/83	BUFFALO	29	19	322	3	2	63
Dan Marino	9/14/92	at Cleveland	35	25	322	1	0	47
Dan Marino	12/27/99	N.Y. JETS	52	29	322	3	3	32t
Chad Henne	12/27/09	HOUSTON	55	35	322	1	1	35
Dan Marino	10/14/84	HOUSTON	32	25	321	3	0	32
Dan Marino	10/6/91	at New England	38	25	321	2	0	34
Dan Marino	11/16/92	BUFFALO	33	22	321	2	1	55
Dan Marino	12/13/98	N.Y. JETS	57	30	321	1	1	31
Dan Marino	12/27/98	at Atlanta	36	21	320	1	2	50
Jay Fiedler	12/22/01	at New England	37	21	320	1	0	44
Ryan Fitzpatrick	12/29/19	at New England	41	28	320	1	0	28
Ryan Tannehill	9/15/13	at Indianapolis	34	23	319	1	0	67
Ryan Tannehill	9/25/16	Cleveland	39	25	319	3	2	42t
** Dan Marino	1/20/85	vs. San Francisco	50	29	318	1	2	30
Trent Green	9/23/07	at N.Y. Jets	36	23	318	1	1	43
Dan Marino	10/21/84	at New England	39	24	316	4	1	28
<b>Tua Tagovailoa</b>	<b>12/13/20</b>	<b>KANSAS CITY</b>	<b>48</b>	<b>28</b>	<b>316</b>	<b>2</b>	<b>1</b>	<b>29t</b>
Cleo Lemon	12/16/07	BALTIMORE	39	23	315	1	0	64t
Ryan Fitzpatrick	10/4/20	SEATTLE	45	29	315	0	2	26
Chad Pennington	10/26/08	BALTIMORE	30	22	314	1	0	64
Dan Marino	12/5/99	INDIANAPOLIS	38	24	313	3	1	33t
Dan Marino	11/20/94	at Pittsburgh	45	31	312	1	1	45
Ryan Tannehill	12/15/13	NEW ENGLAND	37	25	312	3	0	39t
Dan Marino	9/2/84	at Washington	28	21	311	5	0	74
Dan Marino	12/4/94	BUFFALO	42	25	311	3	3	45t
Jay Cutler	11/5/17	Oakland	42	34	311	3	0	27
Dan Marino	12/7/97	DETROIT	39	24	310	2	1	27t
Jay Fiedler	9/29/02	at Kansas City	45	29	310	1	4	38
Ryan Tannehill	11/24/13	CAROLINA	42	28	310	1	1	57
David Woodley	9/27/81	at Baltimore	30	19	309	2	0	48
John Stofa	12/18/66	HOUSTON	38	22	307	4	2	48t
Dan Marino	12/1/91	TAMPA BAY	32	20	307	2	0	51
Chad Henne	11/28/10	at Oakland	30	17	307	2	1	57t
Ryan Tannehill	10/6/13	BALTIMORE	40	21	307	1	0	49
Ryan Tannehill	11/8/15	at Buffalo	35	26	307	0	0	46
Bob Griese	10/17/76	KANSAS CITY	35	25	306	1	2	39
Chad Henne	10/4/10	NEW ENGLAND	38	28	305	2	3	28t
Dan Marino	12/4/88	INDIANAPOLIS	32	26	304	3	1	55
Dan Marino	11/30/86	ATLANTA	40	20	303	2	4	54t
Dan Marino	10/25/87	BUFFALO	36	24	303	4	0	25t
A.J. Feeley	12/5/04	BUFFALO	51	25	303	3	5	36
Dan Marino	10/20/85	TAMPA BAY	39	27	302	3	1	42
Dan Marino	9/28/86	SAN FRANCISCO	46	27	301	1	4	24
Dan Marino	12/10/89	NEW ENGLAND	32	21	300	0	1	36
Ryan Tannehill	10/29/15	at New England	44	28	300	0	2	29



## DOLPHINS OUTSTANDING PERFORMANCES

### GAMES OF 100+ RECEIVING YARDS

PLAYER	DATE	OPPONENT	NO.	YDS.	TD	LG
Brian Hartline	9/30/12	at Arizona	12	253	1	80t
Chris Chambers	12/4/05	BUFFALO	15	238	1	57
Mark Duper	11/10/85	N.Y. JETS	8	217	2	60t
Irving Fryar	9/4/94	NEW ENGLAND	5	211	3	54t
Nat Moore	10/4/81	N.Y. JETS	7	210	2	52
Mark Duper	10/9/83	BUFFALO	7	202	2	63
Duriel Harris	10/28/79	GREEN BAY	10	180	1	37t
Kenny Stills	11/19/17	TAMPA BAY	7	180	1	61t
Mark Duper	9/2/84	at Washington	6	178	2	74t
Mark Clayton	12/2/84	L.A. RAIDERS	9	177	2	64t
Ted Ginn, Jr.	10/26/08	BUFFALO	7	175	0	64
Mark Clayton	9/21/86	at N.Y. Jets	8	174	1	42
Mark Duper	9/23/84	INDIANAPOLIS	7	173	2	80t
Mark Duper	12/20/87	WASHINGTON	6	170	3	59t
Tony Martin	10/10/99	at Indianapolis	10	166	1	40
Brandon Marshall	9/26/10	N.Y. JETS	10	166	1	40
Duriel Harris	10/25/81	at Dallas	6	165	0	45
Jarvis Landry	11/29/15	at N.Y. Jets	13	165	1	40
Jimmy Cefalo	10/25/81	at Dallas	5	164	1	69t
Mark Duper	9/30/84	at St. Louis	8	164	0	51
Bo Roberson	12/4/66	at Denver	6	161	0	71
Irving Fryar	9/25/94	at Minnesota	6	160	0	43
<b>DeVante Parker</b>	<b>12/1/19</b>	<b>PHILADELPHIA</b>	<b>7</b>	<b>159</b>	<b>2</b>	<b>43t</b>
Paul Warfield	11/14/71	PITTSBURGH	3	158	3	86t
Mark Duper	11/4/84	at N.Y. Jets	7	155	0	54
Albert Wilson	10/14/18	CHICAGO	6	155	2	75t
Mark Duper	9/21/86	at N.Y. Jets	7	154	2	46t
* O.J. McDuffie	12/30/95	at Buffalo	11	154	1	31
Mark Clayton	10/23/88	N.Y. JETS	10	153	2	45t
Oronde Gadsden	12/27/98	at Atlanta	9	153	0	50
Chris Chambers	12/28/03	N.Y. JETS	9	153	1	24
Mark Clayton	12/17/84	DALLAS	4	150	3	63t
* Mark Duper	1/6/85	PITTSBURGH	5	148	2	41t
Terry Kirby	12/19/93	Buffalo	9	148	1	30t
Paul Warfield	9/19/71	at Denver	6	146	1	36
Chris Chambers	1/2/05	at Baltimore	4	146	1	76t
Duriel Harris	11/8/81	at New England	8	145	0	55
Mark Duper	12/14/86	at L.A. Rams	5	145	3	69t
Nat Moore	12/17/77	BUFFALO	5	144	1	67
Mark Clayton	9/30/84	at St. Louis	5	143	1	42
Mark Clayton	9/7/86	at San Diego	5	143	2	49t
Brandon Marshall	12/24/11	at New England	6	143	1	47
Otto Stowe	11/27/72	ST. LOUIS	6	140	2	37t
* Paul Warfield	12/25/71	at Kansas City	7	140	0	42
Paul Warfield	11/17/74	BUFFALO	4	139	1	54
Fred Barnett	12/8/96	N.Y. GIANTS	4	139	0	66
Brandon Marshall	9/12/11	New England	7	139	0	31
Mark Clayton	9/1/91	at Buffalo	6	138	2	43t
Chris Chambers	12/15/02	OAKLAND	7	138	0	40
Patrick Cobbs	10/12/08	at Houston	3	138	2	80t
O.J. McDuffie	10/27/97	CHICAGO	7	137	0	55
<b>DeVante Parker</b>	<b>12/29/19</b>	<b>at New England</b>	<b>8</b>	<b>137</b>	<b>0</b>	<b>28</b>
<b>Jaylen Waddle</b>	<b>11/28/21</b>	<b>CAROLINA</b>	<b>9</b>	<b>137</b>	<b>1</b>	<b>57</b>
Lamar Thomas	12/21/98	DENVER	6	136	3	56t
O.J. McDuffie	9/7/97	TENNESSEE	8	135	0	50
Jarvis Landry	9/18/16	at New England	10	135	0	33
Kenny Stills	12/9/18	NEW ENGLAND	8	135	1	43
<b>DeVante Parker</b>	<b>11/17/19</b>	<b>BUFFALO</b>	<b>7</b>	<b>135</b>	<b>0</b>	<b>50</b>
Mark Duper	10/30/83	L.A. RAMS	7	134	1	46t
Mark Duper	12/9/91	CINCINNATI	7	134	1	43t
<b>DeVante Parker</b>	<b>10/25/18</b>	<b>at Houston</b>	<b>6</b>	<b>134</b>	<b>0</b>	<b>46</b>
Paul Warfield	12/10/72	at N.Y. Giants	4	132	1	44
Mark Duper	10/23/88	N.Y. JETS	6	132	0	56



## DOLPHINS OUTSTANDING PERFORMANCES

### GAMES OF 100+ RECEIVING YARDS

PLAYER	DATE	OPPONENT	NO.	YDS.	TD	LG
O.J. McDuffie	11/8/98	INDIANAPOLIS	9	132	2	61t
<b>Mike Gesicki</b>	<b>9/20/20</b>	<b>BUFFALO</b>	<b>8</b>	<b>130</b>	<b>1</b>	<b>27</b>
Mark Duper	10/15/89	at Cincinnati	5	129	0	41
Davone Bess	11/25/12	Seattle	7	129	0	39
Bo Roberson	9/18/66	at Buffalo	5	128	1	54t
Marlin Briscoe	11/12/72	NEW ENGLAND	4	128	2	51t
Mark Clayton	12/3/89	at Kansas City	9	128	1	47
Chris Chambers	10/24/04	ST. LOUIS	3	128	1	71t
Duriel Harris	10/9/77	at Baltimore	4	127	0	47
Nat Moore	9/30/79	at N.Y. Jets	8	127	1	36
Mark Clayton	12/9/84	at Indianapolis	9	127	1	32
Brandon Marshall	10/17/10	at Green Bay	10	127	0	23
Brian Hartline	12/1/13	at N.Y. Jets	9	127	1	31t
Mike Wallace	11/24/13	CAROLINA	5	127	1	57
Jack Clancy	12/3/67	at Houston	7	126	1	44t
* Paul Warfield	1/2/72	BALTIMORE	2	125	1	75t
Mark Clayton	11/12/89	at N.Y. Jets	4	125	1	78t
Mark Duper	10/7/90	N.Y. JETS	5	125	2	69t
Howard Twilley	11/3/68	at San Diego	7	124	1	38
Nat Moore	10/10/76	at Baltimore	3	124	1	67t
Chris Chambers	12/22/01	at New England	7	124	0	44
Mark Duper	9/13/87	at New England	9	123	2	26
Oronde Gadsden	10/10/99	at Indianapolis	4	123	1	62
Marty Booker	10/10/04	at New England	7	123	0	45
Davone Bess	9/30/12	at Arizona	7	123	0	21
Paul Warfield	10/10/70	at N.Y. Jets	5	122	1	40
Mark Clayton	11/3/85	at New England	7	122	0	39
Mark Clayton	10/29/89	at Buffalo	7	122	1	44t
Mel Baker	12/15/74	NEW ENGLAND	4	121	2	46t
Nat Moore	9/23/79	CHICAGO	5	121	0	36
Mark Duper	11/20/83	BALTIMORE	5	121	1	85t
O.J. McDuffie	10/20/96	at Philadelphia	7	121	2	36
Chris Chambers	12/11/05	at San Diego	8	121	2	35t
Chris Chambers	12/3/06	JACKSONVILLE	8	121	0	46
Paul Warfield	10/3/70	OAKLAND	3	120	2	54t
Tony Nathan	9/29/85	at Denver	10	120	0	73
Tony Martin	9/10/00	at Minnesota	6	120	0	44
Rishard Matthews	11/11/13	at Tampa Bay	11	120	2	19t
Jarvis Landry	9/25/16	Cleveland	7	120	1	42t
Duriel Harris	11/18/79	at Cleveland	4	119	0	51
Fred Banks	12/10/89	NEW ENGLAND	6	119	0	36
Oronde Gadsden	10/23/00	at N.Y. Jets	7	119	0	29
<b>DeVante Parker</b>	<b>11/29/20</b>	<b>at N.Y. Jets</b>	<b>8</b>	<b>119</b>	<b>0</b>	<b>25</b>
Tony Nathan	9/28/80	NEW ORLEANS	7	118	0	22
Mark Duper	10/16/88	SAN DIEGO	7	118	1	51
Fred Banks	12/12/88	CLEVELAND	6	118	0	46
* O.J. McDuffie	1/9/99	at Denver	9	118	0	23
Tony Martin	10/17/99	at New England	7	118	1	69t
Chris Chambers	9/7/03	HOUSTON	7	118	2	57t
Duriel Harris	9/9/79	SEATTLE	5	117	0	51
* Mark Duper	12/31/83	SEATTLE	9	117	1	32t
Ferrell Edmunds	11/27/88	at N.Y. Jets	2	117	1	80t
Mark Ingram	11/27/94	at N.Y. Jets	9	117	4	28t
Davone Bess	12/6/09	NEW ENGLAND	10	117	1	19
Duriel Harris	11/12/76	BALTIMORE	5	116	0	44
Duriel Harris	11/25/79	at Baltimore	7	116	2	31t
Mark Clayton	11/27/88	at N.Y. Jets	7	116	2	31t
Oronde Gadsden	11/25/01	at Buffalo	8	116	0	42
DeVante Parker	1/3/21	at Buffalo	7	116	0	31
Mark Duper	11/30/86	ATLANTA	4	115	1	54t
Marty Booker	11/23/06	at Detroit	7	115	2	48
Mike Wallace	9/15/13	at Indianapolis	9	115	1	34
Rishard Matthews	9/20/15	at Jacksonville	6	115	0	48



## DOLPHINS OUTSTANDING PERFORMANCES

### GAMES OF 100+ RECEIVING YARDS

PLAYER	DATE	OPPONENT	NO.	YDS.	TD	LG
<b>Mike Gesicki</b>	<b>10/17/21</b>	<b>at Jacksonville</b>	<b>8</b>	<b>115</b>	<b>0</b>	<b>32</b>
Jack Clancy	11/19/67	at Oakland	8	114	0	39
Nat Moore	9/25/77	at San Francisco	3	114	2	73t
Duriel Harris	11/30/81	PHILADELPHIA	9	114	1	39
* Tony Nathan	1/2/82	SAN DIEGO	9	114	1	32
Freddie Solomon	12/5/76	BUFFALO	5	114	1	53t
* Tony Nathan	1/6/85	PITTSBURGH	8	114	0	30
Oronde Gadsden	1/2/00	at Washington	9	114	1	26
Brian Hartline	9/8/13	at Cleveland	9	114	1	34t
Charles Clay	12/21/14	MINNESOTA	6	114	0	41
Joe Auer	9/17/67	DENVER	2	113	1	68t
Marlin Briscoe	9/15/74	at New England	9	113	1	20
Nat Moore	11/2/75	at Chicago	4	113	1	79t
Mark Duper	9/24/89	N.Y. JETS	6	113	0	26
* Mark Duper	1/12/91	at Buffalo	3	113	1	64t
Irving Fryar	11/20/94	at Pittsburgh	6	113	0	45
Irving Fryar	9/10/95	at New England	3	113	2	67t
Chris Chambers	11/11/01	at Indianapolis	3	113	2	74t
Rishard Matthews	9/27/15	BUFFALO	6	113	2	46t
Irving Fryar	11/13/94	CHICAGO	9	112	0	21
James McKnight	11/24/02	SAN DIEGO	3	111	1	77
Davone Bess	11/28/10	at Oakland	6	111	0	29
Greg Camarillo	11/2/08	at Denver	11	111	0	23
Brian Hartline	9/16/12	Oakland	9	111	0	21
Jarvis Landry	12/27/15	Indianapolis	7	111	0	26
<b>DeVante Parker</b>	<b>12/22/19</b>	<b>CINCINNATI</b>	<b>5</b>	<b>111</b>	<b>1</b>	<b>51</b>
Frank Jackson	12/18/66	HOUSTON	4	110	1	48t
Mark Clayton	10/7/84	at Pittsburgh	5	110	0	33
Mark Duper	11/2/86	HOUSTON	2	110	1	85t
Jim Jensen	11/6/88	at New England	12	110	0	17
Scott Schwedes	12/18/88	at Pittsburgh	4	110	0	42
Tony Martin	10/4/93	Washington	4	110	1	80t
Irving Fryar	12/4/94	BUFFALO	5	110	2	45t
Irving Fryar	9/3/95	N.Y. JETS	5	110	2	50t
O.J. McDuffie	11/23/97	at New England	9	110	0	27
Marty Booker	10/22/06	GREEN BAY	7	110	1	40
Greg Camarillo	12/13/09	at Jacksonville	7	110	0	24
Jarvis Landry	9/20/15	at Jacksonville	8	110	0	36
<b>DeVante Parker</b>	<b>10/4/20</b>	<b>SEATTLE</b>	<b>10</b>	<b>110</b>	<b>0</b>	<b>21</b>
Jim Kiick	10/26/69	BUFFALO	3	109	1	53t
Duriel Harris	9/11/83	NEW ENGLAND	4	109	1	64t
Nat Moore	9/29/85	at Denver	5	109	1	69t
Mark Clayton	10/19/86	L.A. RAIDERS	4	109	1	68t
Mark Duper	11/16/86	at Buffalo	7	109	1	27t
* Keith Jackson	1/8/95	at San Diego	8	109	2	31
Tony Martin	12/5/99	INDIANAPOLIS	6	109	1	33t
Chris Chambers	9/16/07	DALLAS	9	109	0	24
Greg Camarillo	12/16/07	BALTIMORE	3	109	1	64t
Brandon Marshall	10/17/11	at N.Y. Jets	6	109	0	46
Charles Clay	9/15/13	at Indianapolis	5	109	0	67
Paul Warfield	10/31/71	at L.A. Rams	3	108	1	74t
Mark Clayton	12/12/88	CLEVELAND	8	108	2	21
O.J. McDuffie	11/6/94	INDIANAPOLIS	7	108	1	28t
Ted Ginn, Jr.	9/21/09	INDIANAPOLIS	11	108	0	21
Jarvis Landry	12/17/16	at N.Y. Jets	3	108	1	66t
Mark Duper	12/2/85	CHICAGO	5	107	0	52
Scott Schwedes	11/12/89	at N.Y. Jets	3	107	1	65t
Terry Kirby	12/13/93	Pittsburgh	7	107	0	47
Anthony Fasano	11/14/10	TENNESSEE	5	107	1	31
Brian Hartline	11/4/12	at Indianapolis	8	107	0	35
Jakeem Grant Sr.	12/24/17	at Kansas City	4	107	1	65t
Larry Seiple	11/16/69	at Buffalo	8	106	0	25
Nat Moore	10/17/76	KANSAS CITY	5	106	0	39





## DOLPHINS OUTSTANDING PERFORMANCES

### GAMES OF 100+ RECEIVING YARDS

PLAYER	DATE	OPPONENT	NO.	YDS.	TD	LG
* Duriel Harris	1/2/82	SAN DIEGO	6	106	0	34
Mark Clayton	10/28/84	BUFFALO	3	106	2	65t
Mark Clayton	9/15/85	INDIANAPOLIS	8	106	1	26
Tony Martin	12/1/91	TAMPA BAY	5	106	1	51
Mark Duper	12/15/91	at San Diego	8	106	0	39
O.J. McDuffie	11/10/96	INDIANAPOLIS	6	106	1	36
Charles Jordan	11/30/97	at Oakland	5	106	2	44t
Brandon Marshall	12/19/10	BUFFALO	11	106	1	16
Brandon Marshall	11/6/11	at Kansas City	8	106	1	30
<b>DeVante Parker</b>	<b>1/3/16</b>	<b>NEW ENGLAND</b>	<b>5</b>	<b>106</b>	<b>1</b>	<b>46</b>
<b>DeVante Parker</b>	<b>9/18/16</b>	<b>at New England</b>	<b>8</b>	<b>106</b>	<b>0</b>	<b>28</b>
Kenny Stills	9/9/18	TENNESSEE	4	106	2	75t
<b>Preston Williams</b>	<b>10/11/20</b>	<b>at San Francisco</b>	<b>4</b>	<b>106</b>	<b>1</b>	<b>47</b>
Nat Moore	11/4/84	at N.Y. Jets	5	105	1	37t
Andre Brown	10/29/89	at Buffalo	5	105	1	44t
O.J. McDuffie	12/13/98	N.Y. JETS	11	105	1	20
Mike Wallace	10/6/13	BALTIMORE	7	105	0	49
Mike Wallace	12/15/13	NEW ENGLAND	6	105	1	39
Joe Auer	11/27/66	NEW ENGLAND	5	104	1	22
Karl Noonan	9/14/68	HOUSTON	7	104	1	44
Paul Warfield	10/3/71	N.Y. JETS	4	104	0	-
Paul Warfield	9/15/74	at New England	5	104	0	39
Howard Twilley	10/17/76	KANSAS CITY	8	104	1	20
Mark Clayton	12/13/87	at Philadelphia	7	104	2	21
Tony Martin	10/13/91	at Kansas City	4	104	0	54
Chris Chambers	11/7/04	ARIZONA	7	104	0	30
Marty Booker	9/11/05	DENVER	5	104	1	60t
Mike Wallace	12/14/14	at New England	5	104	1	50
Paul Warfield	12/15/73	DETROIT	6	103	4	29
Irving Fryar	9/26/93	at Buffalo	7	103	1	36t
Mark Ingram	10/31/99	Kansas city	4	103	1	77t
Irving Fryar	11/7/93	at N. Y. Jets	6	103	1	65t
Irving Fryar	11/27/94	at N.Y. Jets	5	103	0	25
Oronde Gadsden	12/5/99	INDIANAPOLIS	6	103	1	24t
Chris Chambers	11/21/04	at Seattle	9	103	1	28
Marty Booker	12/10/06	NEW ENGLAND	8	103	1	32t
Brandon Marshall	11/24/11	at Dallas	5	103	1	39
<b>DeVante Parker</b>	<b>11/13/16</b>	<b>at San Diego</b>	<b>5</b>	<b>103</b>	<b>0</b>	<b>56</b>
Jarvis Landry	12/11/16	ARIZONA	4	103	0	71
Jack Clancy	10/8/67	KANSAS CITY	6	102	0	28
Larry Seiple	11/2/69	at N.Y. Jets	7	102	2	29t
Nat Moore	11/9/75	N.Y. JETS	4	102	0	63
Nat Moore	12/15/79	N.Y. JETS	5	102	0	34
Tony Nathan	11/20/80	SAN DIEGO	7	102	1	20
Mark Duper	9/28/86	SAN FRANCISCO	7	102	0	24
Mark Duper	10/5/86	at New England	4	102	0	45
Mark Clayton	12/10/89	NEW ENGLAND	6	102	0	34
Mark Clayton	12/24/89	KANSAS CITY	6	102	1	35
O.J. McDuffie	11/29/98	NEW ORLEANS	9	102	3	22t
Tony Martin	12/27/99	N.Y. JETS	6	102	1	32t
Oronde Gadsden	11/4/01	CAROLINA	5	102	0	61
Chris Chambers	9/29/02	at Kansas City	6	102	0	38
Randy McMichael	10/19/03	NEW ENGLAND	8	102	0	22
Marty Booker	11/13/05	NEW ENGLAND	5	102	0	35
Brandon Marshall	12/26/10	DETROIT	10	102	0	14
* Jarvis Landry	1/8/17	at Pittsburgh	11	102	0	17
Jim Mandich	9/29/74	at San Diego	4	101	0	44
* Tony Nathan	1/4/86	CLEVELAND	10	101	0	39
Tony Nathan	9/28/86	SAN FRANCISCO	10	101	0	18
Mark Duper	10/19/86	L.A. RAIDERS	5	101	0	44
Tony Martin	9/13/99	at Denver	4	101	0	40
Chris Chambers	11/25/01	at Buffalo	5	101	2	32t
Chris Chambers	11/27/05	at Oakland	6	101	0	24



## DOLPHINS OUTSTANDING PERFORMANCES

### GAMES OF 100+ RECEIVING YARDS

PLAYER	DATE	OPPONENT	NO.	YDS.	TD	LG
Chris Chambers	9/23/07	at N.Y. Jets	6	101	0	26
Mark Duper	11/1/87	PITTSBURGH	5	100	1	50t
Mark Clayton	9/29/91	at N.Y. Jets	7	100	1	25
Mark Duper	11/16/92	BUFFALO	5	100	0	55
Keith Jackson	9/18/94	N.Y. JETS	6	100	0	35
Charles Jordan	9/14/97	at Green Bay	4	100	1	44
Kenny Stills	10/23/16	BUFFALO	5	100	1	66t

### GAMES OF 100+ RUSHING YARDS

PLAYER	DATE	OPPONENT	ATT.	YDS.	TD	LG
Ricky Williams	12/1/02	at Buffalo	27	228	2	55t
Ricky Williams	12/9/02	CHICAGO	31	216	2	63t
Jay Ajayi	10/23/16	BUFFALO	28	214	1	53
* Lamar Smith	12/30/00	INDIANAPOLIS	40	209	2	24
Jay Ajayi	12/24/16	at Buffalo	32	206	1	57
Jay Ajayi	10/16/16	PITTSBURGH	25	204	2	62t
Reggie Bush	12/18/11	at Buffalo	25	203	1	76t
+ Mercury Morris	9/30/73	NEW ENGLAND	15	197	3	70t
Ricky Williams	12/29/02	at New England	31	185	2	30
Lamar Miller	12/28/14	N.Y. JETS	19	178	1	97t
Lamar Miller	10/25/15	HOUSTON	14	175	1	85t
Gary Davis	12/17/77	BUFFALO	26	172	1	60t
Ricky Williams	12/24/05	TENNESSEE	26	172	1	35
Reggie Bush	9/16/12	Oakland	26	172	2	65t
Troy Stradford	11/22/87	at Dallas	17	169	1	51
Sammie Smith	9/9/90	at New England	23	159	1	27
Lamar Smith	1/6/02	BUFFALO	30	158	1	25
Ronnie Brown	11/5/06	at Chicago	29	157	0	27
Lamar Smith	10/23/00	at N.Y. Jets	23	155	2	68t
Ricky Williams	9/21/03	BUFFALO	42	153	1	21
Karim Abdul-Jabbar	12/22/96	at N.Y. Jets	30	152	1	17t
Abner Haynes	9/17/67	DENVER	12	151	2	65t
Delvin Williams	11/9/80	at Los Angeles	12	151	0	65
Ricky Williams	9/22/02	N.Y. JETS	24	151	1	53t
Bernie Parmalee	10/16/94	L.A. RAIDERS	30	150	0	26
Lorenzo Hampton	11/24/86	N.Y. JETS	19	148	2	54t
Mark Higgs	9/1/91	at Buffalo	30	146	1	20
** Larry Csonka	1/13/74	vs. Minnesota	33	145	2	14t
Lamar Smith	9/3/00	SEATTLE	27	145	1	36
Mercury Morris	11/11/73	BALTIMORE	12	144	2	53t
Delvin Williams	11/12/78	at Buffalo	26	144	2	26t
Lamar Smith	10/7/01	NEW ENGLAND	29	144	1	17
Ricky Williams	11/24/02	SAN DIEGO	29	143	2	19
Leroy Harris	12/5/77	BALTIMORE	17	140	1	77t
Benny Malone	10/9/77	at Baltimore	12	139	2	62t
Larry Csonka	10/24/71	at N.Y. Jets	20	137	2	21t
Ronnie Brown	9/21/09	INDIANAPOLIS	24	136	2	19
Delvin Williams	9/17/78	BUFFALO	24	135	1	18t
Ronnie Brown	9/30/07	OAKLAND	15	134	1	60
Knowshon Moreno	9/7/14	NEW ENGLAND	24	134	1	15
Ricky Williams	9/15/02	at Indianapolis	24	132	0	19
Ronnie Brown	9/25/05	CAROLINA	23	132	1	58
Mark Higgs	12/1/91	TAMPA BAY	25	131	1	19t
Jay Ajayi	10/15/17	at Atlanta	26	130	0	18
Andra Franklin	12/5/82	MINNESOTA	28	129	1	12t
Bernie Parmalee	12/12/94	KANSAS CITY	19	127	1	47t
Karim Abdul-Jabbar	11/15/98	at Carolina	25	127	1	30
Ronnie Brown	10/15/06	at N.Y. Jets	22	127	1	26
Mercury Morris	10/5/75	at Green Bay	31	125	0	11
Lamar Smith	11/5/00	at Detroit	24	125	2	46t
Ricky Williams	9/14/03	at N.Y. Jets	34	125	1	22
Ronnie Brown	10/5/08	SAN DIEGO	24	125	1	13



## DOLPHINS OUTSTANDING PERFORMANCES

### GAMES OF 100+ RUSHING YARDS

PLAYER	DATE	OPPONENT	ATT.	YDS.	TD	LG
Mercury Morris	10/26/75	at Buffalo	20	124	0	35
Karim Abdul-Jabbar	9/15/96	N.Y. JETS	23	124	2	29
Jesse Chatman	11/11/07	BUFFALO	27	124	0	23
Larry Csonka	12/2/74	CINCINNATI	24	123	0	24
Sammie Smith	11/5/89	Indianapolis	25	123	0	25
Bernie Parmalee	10/30/94	at New England	25	123	0	17
Sammy Morris	12/10/06	NEW ENGLAND	25	123	1	44
Kalen Ballage	12/16/18	at Minnesota	12	123	1	75t
Jay Ajayi	9/17/17	at L.A. Chargers	28	122	0	20
<b>Salvon Ahmed</b>	<b>12/20/20</b>	<b>NEW ENGLAND</b>	<b>22</b>	<b>122</b>	<b>1</b>	<b>31</b>
Larry Csonka	11/9/69	at Boston	16	121	1	54t
Jim Kiick	10/24/71	at N.Y. Jets	17	121	0	24
Don Nottingham	9/28/75	at New England	16	120	1	40t
Troy Stradford	12/7/87	N.Y. JETS	30	120	3	21
Bernie Parmalee	10/22/95	at N.Y. Jets	24	120	0	25
Kenyan Drake	12/3/17	DENVER	23	120	1	42t
Benny Malone	10/31/76	NEW ENGLAND	21	119	0	17
Delvin Williams	9/3/78	at N.Y. Jets	11	119	1	58t
Tony Nathan	12/6/81	NEW ENGLAND	17	119	0	24
Ricky Williams	11/19/09	at Carolina	22	119	2	46t
Larry Csonka	9/17/72	at Kansas City	21	118	1	17t
Benny Malone	10/24/76	at Tampa Bay	22	118	1	28
* Larry Csonka	12/30/73	OAKLAND	29	117	3	15
<b>Duke Johnson</b>	<b>1/9/22</b>	<b>NEW ENGLAND</b>	<b>25</b>	<b>117</b>	<b>1</b>	<b>27</b>
Mercury Morris	11/7/71	BUFFALO	13	116	1	45
Delvin Williams	10/22/78	at New England	19	116	1	24
Larry Csonka	12/6/70	NEW ENGLAND	21	115	1	30
Karim Abdul-Jabbar	9/1/96	NEW ENGLAND	26	115	1	14
Ronnie Brown	12/31/06	at Indianapolis	21	115	0	47
Ronnie Brown	10/4/09	BUFFALO	20	115	2	38
Ricky Williams	11/29/09	at Buffalo	27	115	1	11
Larry Csonka	11/27/72	ST. LOUIS	16	114	0	20
Larry Csonka	10/15/73	at Cleveland	21	114	2	13
* Larry Csonka	12/21/74	at Oakland	24	114	0	26
Mercury Morris	10/19/75	at N.Y. Jets	16	114	1	49
Mark Higgs	10/24/93	Indianapolis	17	114	0	31
Ronnie Brown	10/7/07	at Houston	23	114	1	22
Kenyan Drake	12/11/17	NEW ENGLAND	25	114	0	31
Mercury Morris	12/3/72	at New England	15	113	0	20
Ronnie Brown	9/21/08	at New England	17	113	4	62t
Reggie Bush	12/24/11	at New England	22	113	0	12
Lamar Miller	10/18/15	at Tennessee	19	113	1	22
Lamar Miller	12/6/15	BALTIMORE	20	113	0	22
** Larry Csonka	1/14/73	vs. Washington	15	112	0	22
* Andra Franklin	1/8/83	NEW ENGLAND	26	112	1	13
Ronnie Brown	9/23/07	at N.Y. Jets	23	112	2	13
Jim Kiick	11/10/68	at Buffalo	23	111	1	25t
Benny Malone	10/3/76	L.A. RAMS	19	111	1	20
Mark Higgs	9/8/91	INDIANAPOLIS	27	111	0	24
Mark Higgs	9/20/92	L.A. RAMS	23	111	0	12
Ricky Williams	9/8/02	DETROIT	20	111	2	37
Ricky Williams	12/21/03	at Buffalo	29	111	0	22
Jay Ajayi	11/6/16	N.Y. JETS	24	111	1	20t
Troy Stradford	11/1/87	PITTSBURGH	19	110	1	13
Ronnie Brown	12/25/06	N.Y. JETS	18	110	0	17
Lorenzo Hampton	12/22/86	NEW ENGLAND	13	109	0	20
Larry Csonka	11/30/70	at Atlanta	19	108	1	18
Jim Kiick	9/26/71	at Buffalo	20	108	0	16
Benny Malone	11/3/74	ATLANTA	24	108	1	13
Leroy Harris	11/20/77	at Cincinnati	20	108	0	16
Sammie Smith	12/30/90	INDIANAPOLIS	29	108	1	13
Mark Higgs	11/21/93	New England	19	108	0	29



## DOLPHINS OUTSTANDING PERFORMANCES

### GAMES OF 100+ RUSHING YARDS

PLAYER	DATE	OPPONENT	ATT.	YDS.	TD	LG
Karim Abdul-Jabbar	10/19/97	at Baltimore	22	108	3	15
Karim Abdul-Jabbar	9/6/98	at Indianapolis	23	108	1	16
Karim Abdul-Jabbar	9/20/98	PITTSBURGH	33	108	1	18
Ricky Williams	1/1/06	at New England	28	108	1	09
Ricky Williams	12/13/09	at Jacksonville	28	108	1	12
Lamar Miller	9/21/14	KANSAS CITY	15	108	0	24
Larry Csonka	10/22/72	BUFFALO	18	107	1	21
Mercury Morris	11/19/72	N.Y. JETS	23	107	2	20t
Larry Csonka	11/4/73	at N.Y. Jets	19	107	0	16
Norm Bulaich	9/13/76	at Buffalo	19	107	0	26
Delvin Williams	10/9/78	CINCINNATI	24	107	0	19
Andra Franklin	12/12/82	at New England	23	107	0	15
Mark Higgs	11/8/92	at Indianapolis	20	107	1	22
Lamar Smith	12/10/01	INDIANAPOLIS	28	107	0	17
Ricky Williams	11/23/03	WASHINGTON	23	107	2	24t
Ricky Williams	12/15/03	PHILADELPHIA	18	107	1	45
Daniel Thomas	9/18/11	Houston	18	107	0	14
<b>Duke Johnson</b>	<b>12/19/21</b>	<b>N.Y. Jets</b>	<b>22</b>	<b>107</b>	<b>2</b>	<b>12</b>
Jim Kiick	11/2/69	at N.Y. Jets	15	106	0	27
Mercury Morris	11/5/72	at Buffalo	11	106	2	33
* Mercury Morris	12/23/73	CINCINNATI	20	106	1	25
Larry Csonka	9/29/74	at San Diego	21	106	2	14
J.J. Johnson	11/21/99	NEW ENGLAND	31	106	1	14
Ronnie Brown	10/30/05	at New Orleans	23	106	0	35
Benny Malone	10/16/77	N.Y. JETS	22	105	1	15t
Joe Carter	10/14/84	HOUSTON	13	105	1	25
Ricky Williams	10/6/02	NEW ENGLAND	36	105	0	12
Ricky Williams	11/16/03	BALTIMORE	36	105	0	16
Ricky Williams	11/9/08	SEATTLE	12	105	1	51t
Lamar Miller	10/31/13	CINCINNATI	16	105	0	41
Daniel Thomas	12/8/13	at Pittsburgh	16	105	1	55
Jim Kiick	10/6/68	at Houston	26	104	0	12
Larry Csonka	11/29/71	CHICAGO	16	104	1	19
Larry Csonka	9/16/73	SAN FRANCISCO	22	104	0	25
Benny Malone	10/27/74	BALTIMORE	19	104	1	23t
Benny Malone	12/8/74	at Baltimore	17	104	0	17
Gary Davis	11/24/77	at St. Louis	20	104	0	16
Karim Abdul-Jabbar	11/3/96	at New England	29	104	2	15
Ricky Williams	11/27/03	at Dallas	31	104	0	15
Reggie Bush	12/16/12	Jacksonville	21	104	0	53
Larry Csonka	9/26/71	at Buffalo	20	103	1	17
Andra Franklin	9/12/82	at N.Y. Jets	28	103	2	18
Bernie Parmalee	11/5/95	at San Diego	19	103	0	40
Karim Abdul-Jabbar	11/9/97	N.Y. JETS	25	103	2	13
Reggie Bush	10/30/11	at N.Y. Giants	15	103	0	35
Reggie Bush	12/11/11	Philadelphia	14	103	0	16
Larry Csonka	10/8/72	at N.Y. Jets	18	102	0	15
Don Nottingham	10/27/74	BALTIMORE	19	102	1	24
Don Nottingham	10/5/75	at Green Bay	21	102	3	14
Bernie Parmalee	11/26/95	at Indianapolis	20	102	0	15
Ricky Williams	11/17/02	BALTIMORE	26	102	2	18
Ricky Williams	11/15/09	TAMPA BAY	20	102	0	27
Andra Franklin	11/1/81	BALTIMORE	23	101	0	15
Ricky Williams	12/15/02	OAKLAND	27	101	0	16
Ronnie Brown	10/14/07	at Cleveland	19	101	0	15
Ronnie Brown	11/16/08	OAKLAND	16	101	0	21
Frank Gore	10/14/18	CHICAGO	15	101	0	32
Mercury Morris	10/28/73	at New England	14	100	1	11
Terry Kirby	9/18/94	N.Y. JETS	15	100	1	30
Lamar Smith	12/3/00	at Buffalo	28	100	0	22
Reggie Bush	12/4/11	Oakland	22	100	1	29

\* Playoff game

\*\* Super Bowl

+ Single-game record by two rushers, 277 yards; includes Larry Csonka 18 for 80.



## OPPONENT INDIVIDUAL RECORDS

The following individual records relate solely to play against the Miami Dolphins. They include National Football League regular-season statistics only – with the exception of those single-game records marked by "\*" or "\*\*"

\* - Playoff Game

\*\* - Super Bowl

### SERVICE

#### MOST GAMES PLAYED

36	Tom Brady, NE (2001-19), TB (2021)
32	Pat Leahy, N.Y. Jets (1974-91)
28	Andre Reed, Buffalo (1985-99)
28	Jim Ritcher, Buffalo (1980-95)
28	Bruce Smith, Buff., Wash. (1985-03)

### RUSHING

#### MOST RUSHING YARDS

##### CAREER

1,620	Thurman Thomas, Buffalo (20 games), 364 att.
1,507	Freeman McNeil, N.Y. Jets (21 games), 281 att.
1,507	Curtis Martin, N.E., N.Y. Jets (20 games), 409 att.
1,177	O.J. Simpson, Buffalo (16 games), 240 att.
1,065	Eric Dickerson, L.A. Rams, Ind., L.A. Raiders (11 games), 231 att.

##### GAME

203	O.J. Simpson, Buffalo (12/5/76 at Miami), 24 att.
203	Rueben Mayes, New Orleans (12/7/86 at New Orleans), 28 att.
199	Earl Campbell, Houston (11/20/78 at Houston), 28 att.
*199	Terrell Davis, Denver (1/9/99 at Denver), 21 att.
179	Justin Fargas, Oakland (9/30/07 at Miami), 22 att.

#### MOST RUSHING ATTEMPTS

##### CAREER

409	Curtis Martin, N.E., N.Y. Jets (20 games)
364	Thurman Thomas, Buffalo (20 games)
281	Freeman McNeil, N.Y. Jets (21 games)
240	O.J. Simpson, Buffalo (16 games)
235	Lydell Mitchell, S.D., Balt. (12 games)

##### GAME

**38	John Riggins, Washington (1/30/83 at Pasadena), 166 yards
38	Lee Suggs, Cleveland (12/26/04 at Miami), 143 yards
36	James Jones, Detroit (10/27/85 at Detroit), 114 yards
36	Curtis Martin, N.Y. Jets (10/4/98 at New York), 108 yards
35	Lydell Mitchell, Baltimore (12/9/73 at Baltimore), 104 yards
35	Thurman Thomas, Buffalo (12/17/95 at Buffalo), 148 yards
35	Travis Henry, Buffalo (12/1/02 at Buffalo), 151 yards

#### MOST RUSHING TOUCHDOWNS

##### CAREER

13	Curtis Martin, N.E., N.Y. Jets (20 games)
9	Jim Nance, Boston, N.Y. Jets (12 games)
8	Thurman Thomas, Buffalo (20 games)
7	Marcus Allen, Oak./L.A. Raiders, K.C.

##### GAME

4	Earl Campbell, Houston (11/20/78 at
3	Paul Robinson, Cincinnati (11/17/68 at Cincinnati)
3	Don McCauley, Baltimore (11/23/75 at Miami)
3	Marcus Allen, L.A. Raiders (12/2/84 at Miami)
3	Merril Hoge, Pittsburgh (11/26/89 at Miami)
3	Ernest Byner, Washington (12/2/90 at Washington)
3	Rod Bernstine, San Diego (12/15/91 at San Diego)
3	Kenneth Davis, Buffalo (12/19/93 at Miami)
3	Natrone Means, San Diego (12/27/93 at San Diego)
3	Curtis Martin, New England (11/3/96 at New England)
3	Daunte Culpepper, Oakland (9/30/07 at Miami)

#### HIGHEST RUSHING AVERAGE

##### CAREER (min: 75 att.)

5.4	Freeman McNeil, N.Y. Jets (21 games), 281/1,507 yards
5.1	Jim Nance, Bos./NYJ (12 games), 183/933 yards
5.02	Mosi Tatupu, New England (25 games), 90/452 yards
5.01	Hoyle Granger, Houston (9 games), 142/712 yards
5.00	Earl Campbell, Houston (4 games), 107/535 yards

##### GAME (min: 10 att.)

11.3	Colin Kaepernick, San Francisco (11/27/16 at Miami), 10/113 yards
11.1	Laurence Maroney, New England (12/23/07 at New England), 14/156 yards
10.4	Curtis Brown, Buffalo (11/12/78 at Buffalo), 11/114 yards
10.2	Johnny Hector, N.Y. Jets (12/22/91 at Miami), 13/132 yards
*10.1	Ernest Byner, Cleveland (1/4/86 at Miami), 16/161 yards

#### MOST 100-YARD RUSHING GAMES

7	Eric Dickerson, L.A. Rams, Ind., L.A. (11 games)
6	Thurman Thomas, Buffalo (20 games)
5	Freeman McNeil, N.Y. Jets (21 games)
5	Jim Nance, Bos., N.Y. Jets (12 games)
5	Curtis Martin, N.E., N.Y. Jets (20 games)

#### LONGEST RUNS FROM SCRIMMAGE

*90t	Fred Taylor, Jacksonville (1/15/00 at Jacksonville)
81t	Earl Campbell, Houston (11/20/78 at Houston)
80t	Carl Garrett, Boston (11/9/69 at Boston)
77t	Fred Taylor, Jacksonville (10/12/98 at Jacksonville)
76t	Robert Holmes, Kansas City (9/28/68 at Miami)
75t	O.J. Simpson, Buffalo (12/5/76 at Miami)
75t	Reuben Droughns, Cleveland (11/20/05 at Cleveland)
71	Kerryon Johnson, Detroit (10/21/18 at Miami)
70t	Ahman Green, Green Bay (10/22/06 at Miami)



## OPPONENT INDIVIDUAL RECORDS

### PASSING

#### MOST PASSING YARDS

##### CAREER

8,596	Tom Brady, NE, TB (36 games)
5,397	Drew Bledsoe, NE, Buff. (22 games)
4,902	Joe Ferguson, Buff., TB, Ind. (25 games)
4,560	Jim Kelly, Buffalo (20 games)
3,837	Ken O'Brien, N.Y. Jets, Phil. (17 games)

##### GAME

517	Tom Brady, New England (9/12/11 at Miami), 32 of 48
479	Ken O'Brien, N.Y. Jets (9/21/86 at New York), 29 of 43
436	James Harris, L.A. Rams (10/3/76 at Miami), 17 of 29
*433	Dan Fouts, San Diego (1/2/82 at Miami), 33 of 53
433	Andrew Luck, Indianapolis (11/4/12 at Indianapolis), 30 of 48

#### MOST PASS ATTEMPTS

##### CAREER

1,170	Tom Brady, NE, TB (36 games)
765	Drew Bledsoe, N.E., Buff. (22 games)
722	Joe Ferguson, Buff., T.B., Ind. (25 games)
621	Jim Kelly, Buffalo (20 games)
521	Steve Grogan, New England (22 games)

##### GAME

61	Jared Goff, L.A. Rams (11/1/20 at Miami), 35 completions
59	Vinny Testaverde, N.Y. Jets (10/23/00 at New York), 36 completions
56	Dan Fouts, San Diego (11/18/84 at San Diego), 37 completions
56	Tom Brady, New England (9/7/14 at Miami), 29 completions
56	Andy Dalton, Cincinnati (12/22/19 at Miami), 33 completions

#### MOST PASS COMPLETIONS

##### CAREER

717	Tom Brady, NE, TB (36 games)
418	Joe Ferguson, Buff., T.B., Ind. (25 games)
412	Drew Bledsoe, N.E., Buff. (22 games)
388	Jim Kelly, Buffalo (20 games)
303	Ken O'Brien, N.Y. Jets, Phil. (17 games)

##### GAME

38	Joe Ferguson, Buffalo (10/9/83 at Miami), 55 att.
37	Dan Fouts, San Diego (11/18/84 at San Diego), 56 att.
36	Vinny Testaverde, N.Y. Jets (10/23/00 at New York), 59 att.
36	Joe Flacco, Baltimore (12/4/16 at Baltimore), 47 att.
35	Drew Brees, San Diego (12/11/05 at San Diego), 52 att.
35	Jared Goff, L.A. Rams (11/1/20 at Miami), 61 att.

#### MOST CONSECUTIVE PASS COMPLETIONS

15	Steve DeBerg, San Francisco (11/16/80 at Miami)
----	---

#### MOST TOUCHDOWN PASSES

##### CAREER

72	Tom Brady, NE, TB (36 games)
30	Drew Bledsoe, N.E., Buff. (22 games)
26	Joe Ferguson, Buff., T.B., Ind. (25 games)
25	Ken O'Brien, N.Y. Jets, Phil. (17 games)
24	Jim Kelly, Buffalo (20 games)

##### GAME

6	Tom Brady, New England (10/21/07 at Miami)
5	Len Dawson, Kansas City (10/8/67 at Kansas City)
5	Babe Parilli, Boston (10/15/67 at Boston)
5	Joe Ferguson, Buffalo (10/9/83 at Miami)
5	Vinny Testaverde, N.Y. Jets (10/23/00 at New York)
5	Trent Green, Kansas City (9/29/02 at Kansas City)
5	Deshawn Watson, Houston (10/25/18 at Houston)
5	Lamar Jackson, Baltimore (9/8/19 at Miami)
5	Tom Brady, Tampa Bay (10/10/21 at Tampa Bay)

#### MOST PASSES HAD INTERCEPTED

##### CAREER

33	Joe Ferguson, Buff., T.B., Ind. (25 games)
29	Drew Bledsoe, NE, Buff. (22 games)
27	Tom Brady, NE, TB (36 games)
25	Richard Todd, N.Y. Jets (14 games)
25	Steve Grogan, New England (22 games)

##### GAME

6	Joe Namath, N.Y. Jets (10/19/75 at New York), 24 att.
6	Donald Hollas, Oakland (12/6/98 at Oakland), 31 att.
*5	Mike Phipps, Cleveland (12/24/72 at Miami), 23 att.
5	Bill Troup, Baltimore (9/10/78 at Baltimore), 33 att.
5	Ken Stabler, Oakland (12/10/78 at Miami), 36 att.
5	Joe Ferguson, Buffalo (9/7/80 at Buffalo), 32 att.
5	Joe Ferguson, Buffalo (11/21/82 at Buffalo), 28 att.
*5	Dan Fouts, San Diego (1/6/83 at Miami), 34 att.
*5	Richard Todd, N.Y. Jets (1/23/83 at Miami), 37 att.
5	Richard Todd, N.Y. Jets (10/16/83 at New York), 26 att.
5	Drew Bledsoe, New England (11/21/99 at Miami), 34 att.

#### HIGHEST COMPLETION PERCENTAGE

##### CAREER (min: 100 attempts)

69.9	Troy Aikman, Dallas (four games), 102 of 146 att.
69.2	Russell Wilson, Seattle (three games), 72 of 104 att.
68.9	Warren Moon, Hou., Minn. (six games), 102 of 148 att.
68.3	Eli Manning, NYG, (four games), 86 of 126 att.
67.6	Drew Brees, SD, NO (six games), 150 of 222 att.

##### GAME (min: 20 attempts)

87.1	Eli Manning, N.Y. Giants (12/14/15 at Miami), 27 of 31
85.7	Ben Roethlisberger, Pittsburgh (11/26/07 at Pittsburgh), 18 of 21
85.0	Lamar Jackson, Baltimore (9/8/19 at Miami), 17 of 20
84.0	Tom Brady, New England (10/21/07 at Miami), 21 of 25
82.6	Warren Moon, Houston (10/1/89 at Houston), 19 of 23

#### MOST 300-YARD PASSING GAMES

##### CAREER

9	Tom Brady, NE, TB (36 games)
6	Drew Bledsoe, N.E., Buff. (22 games)
6	Philip Rivers, San Diego/L.A. Chargers (nine games)
4	Derek Carr, Oakland/Las Vegas (five games)
3	Ken O'Brien, N.Y. Jets, Phil. (16 games)
3	Joe Ferguson, Buff., T.B., Ind. (25 games)
3	Jim Kelly, Buffalo (20 games)
3	Vinny Testaverde, TB., Clev., Bal., N.Y. Jets (11 games)
3	Andrew Luck, Indianapolis (three games)



## OPPONENT INDIVIDUAL RECORDS

### LONGEST PASS PLAYS

99t	Tom Brady to Wes Welker (9/12/11 vs. New England)
93t	Mike Livingston to Otis Taylor, 79 yards; lateral to Robert Holmes, 14 yards (10/19/69 at Kansas City)
92t	Joe Ferguson to Frank Lewis (9/17/78 vs. Buffalo)
89t	Len Dawson to Otis Taylor (11/13/66 at Kansas City)
89t	Joe Namath to Richard Caster (10/7/74 at N.Y. Jets)
87t	Charlie Batch to Heath Miller (9/7/06 at Pittsburgh)
86t	Aaron Rodgers to Greg Jennings (10/17/10 at Green Bay)
85t	Derek Carr to Nelson Agholor (12/26/20 at Las Vegas)
84t	Drew Bledsoe to Ben Coates (11/3/96 at New England)
84t	Eli Manning to Odell Beckham Jr. (12/14/15 vs. N.Y. Giants)
83t	Jim Kelly to Andre Reed (12/4/94 vs. Buffalo)
83t	Lamar Jackson to Marquise Brown (9/8/19 vs. Baltimore)
*82t	Daryle Lamonica to Rod Sherman (12/27/70 at Oakland)
82t	Dan Pastorini to Charlie Joiner (9/24/72 vs. Houston)
82t	Tom Brady to Troy Brown (10/19/03 vs. New England)
81t	Tom Brady to Sam Aiken (12/6/09 vs. New England)
80t	Sam Wyche to Bob Trumpy (11/17/68 vs. Cincinnati)
80t	Ken Anderson to Isaac Curtis (11/28/83 vs. Cincinnati)
80t	Warren Moon to Butch Woolfolk (9/8/85 at Houston)
80t	Mike Pagel to Wayne Capers (11/17/85 at Indianapolis)
80t	John Friesz to Brian Blades (10/6/96 vs. Seattle)
80t	Alex Van Pelt to Eric Moulds (11/25/01 at Buffalo)
80t	Peyton Manning to Dallas Clark (9/21/09 vs. Indianapolis)

## RECEIVING

### MOST RECEPTIONS

#### CAREER

122	Andre Reed, Buffalo (28 games)
99	Wes Welker, N.E., Den. (12 games)
84	Marvin Harrison, Indianapolis (15 games)
78	Al Toon, N.Y. Jets (14 games)
76	Julian Edelman, New England (16 games)

#### GAME

15	Isaac Bruce, St. Louis (12/24/95 at St. Louis), 210 yards
14	Al Toon, N.Y. Jets (11/27/88 at New York), 181 yards
*13	Kellen Winslow, San Diego (1/2/82 at Miami), 166 yards
13	Antonio Gates, San Diego (12/11/05 at San Diego), 123 yards
13	Julian Edelman, New England (12/15/13 at Miami), 139 yards

### MOST RECEIVING YARDS

#### CAREER

1,731	Andre Reed, Buffalo (28 games), 122 receptions
1,371	Stanley Morgan, N.E., Ind. (25 games), 68 receptions
1,342	Wesley Walker, N.Y. Jets (19 games), 70 receptions
1,221	Eric Moulds, Buff., Hou. (21 games), 73 receptions
1,196	Wes Welker, N.E., Den. (12 games), 99 receptions

#### GAME

*240	Eric Moulds, Buffalo (1/2/99 at Miami), 9 receptions
221	Eric Decker, N.Y. Jets (12/28/14 at Miami), 10 receptions
220	Ron Jessie, Los Angeles (10/3/76 at Miami), 7 receptions
210	Isaac Bruce, St. Louis (12/24/95 at St. Louis), 15 receptions
196	Eric Moulds, Buffalo (11/25/01 at Buffalo), 6 receptions

### MOST RECEIVING TOUCHDOWNS

#### CAREER

17	Wesley Walker, N.Y. Jets (19 games), 70 receptions
13	Irving Fryar, N.E., Phil., Wash. (20 games), 61 receptions
11	Laveranues Coles, N.Y. Jets, Wash. (15 games), 52 receptions
11	Eric Moulds, Buff., Hou. (21 games), 73 receptions
10	Randy Moss, Minn., Oak., N.E., S.F. (12 games), 48 receptions
10	Andre Reed, Buffalo (28 games), 122 receptions

#### GAME

4	Jimmie Giles, Tampa Bay (10/20/85 at Miami)
4	Wesley Walker, N.Y. Jets (9/21/86 at New York)
4	Irving Fryar, Philadelphia (10/20/96 at Philadelphia)
3	18 times; last by Danny Woodhead, San Diego (12/20/15 at San Diego)

### HIGHEST RECEIVING AVERAGE

#### CAREER (min: 40 receptions)

20.2	Stanley Morgan, N.E., Ind. (25 games), 68/1,371 yards
19.2	Lee Evans, Buff. (13 games), 43/827 yards
19.2	Wesley Walker, N.Y. Jets (19 games), 70/1,342 yards
18.0	Frank Lewis, Pit., Buff (14 games), 46/380 yards
17.3	Shawn Jefferson, S.D., N.E. (12 games), 42/726 yards

#### GAME (min: 3 receptions)

43.3	Theo Bell, Pittsburgh (11/30/80 at Pittsburgh), 4/173 yards
40.0	Butch Woolfolk, Houston (9/8/85 at Houston), 3/120 yards
39.0	Richard Caster, N.Y. Jets (10/7/74 at Miami), 3/117 yards
38.0	Stanley Morgan, New England (10/21/84 at New England), 3/114 yards

### MOST 100-YARD RECEIVING GAMES

6	Wes Welker, N.E., Den. (12 games)
5	Al Toon, N.Y. Jets (14 games)
5	Andre Reed, Buffalo (28 games)
5	Stanley Morgan, N.E., Ind. (23 games)
4	Wesley Walker, N.Y. Jets (18 games)
4	Marvin Harrison, Indianapolis (15 games)
4	Randy Moss, Minn., Oak., N.E., S.F. (12 games)

## FIELD GOALS

### MOST FIELD GOALS

#### CAREER

46	Adam Vinatieri, N.E., Ind. (27 games)
38	Stephen Gostkowski, N.E. (26 games)
37	Pat Leahy, N.Y. Jets (32 games)
36	Nick Folk, Dal./N.Y. Jets/N.E. (19 games)
32	Steve Christie, T.B., Buff., S.D. (21 games)

#### GAME

5	Roy Gerela, Houston (9/28/69 at Houston), 5 att.
5	Dean Biasucci, Indianapolis (9/25/88 at Indianapolis), 6 att.
*5	Steve Christie, Buffalo (1/17/93 at Miami), 6 att.
5	Jason Elam, Denver (10/13/02 at Denver), 5 att.
5	Kris Brown, Houston (9/7/03 at Miami), 7 att.
5	Kris Brown, Houston (10/7/07 at Houston), 5 att.
5	Dan Carpenter, Buffalo (9/14/14 at Buffalo), 6 att.
5	Mike Nugent, Cincinnati (9/29/16 at Cincinnati), 5 att.
5	Harrison Butker, Kansas City (12/24/17 at Kansas City), 6 att.



## OPPONENT INDIVIDUAL RECORDS

### LONGEST FIELD GOALS

59	Steve Christie, Buffalo (9/26/93 at Buffalo)
58	Jason Myers, Jacksonville (9/20/15 at Jacksonville)
57	Tyler Bass, Buffalo (10/31/21 at Buffalo)
57	Kris Brown, Houston (10/7/07 at Houston)
57	Randy Bullock, Cincinnati (12/22/19 at Miami)
56	Rian Lindell, Buffalo (11/29/09 at Buffalo)
56	Dave Rayner, Buffalo (11/20/11 at Miami)
56	Chandler Catanzaro, Arizona (12/11/16 at Miami)
56	Jason Myers, N.Y. Jets (11/4/18 at N.Y. Jets)

### INTERCEPTIONS

#### MOST INTERCEPTIONS

##### CAREER

9	Nate Clements, Buff., S.F., Cin. (14 games)
7	Johnny Robinson, Kansas City (five games)
7	Roland James, New England (19 games)
6	Raymond Clayborn, N.E., Clev. (25 games)
6	Willie Brown, Oakland (six games)
6	Ronnie Lippett, New England (15 games)
6	Mike Prior, T.B., Ind., G.B. (14 games)
6	Victor Green, N.Y. Jets, N.E. (19 games)
6	Marcus Coleman, N.Y. Jets, Hou. (13 games)
6	Darrelle Revis, N.Y. Jets, T.B., N.E., K.C. (17 games)

##### GAME

3	Clarence Duren, San Diego (10/30/77 at Miami), 45 yards
3	Jeff Nixon, Buffalo (9/7/80 at Buffalo), 31 yards
3	Erik McMillan, N.Y. Jets (10/23/88 at Miami), 57 yards
3	Marcus Coleman, N.Y. Jets (10/23/00 at N.Y. Jets), 7 yards
3	Greg Wesley, Kansas City (9/29/02 at Kansas City), 71 yards
3	Nate Clements, Buffalo (10/20/02 at Miami), 39 yards

#### MOST INTERCEPTION RETURN YARDS

##### GAME

151	Mike Haynes, L.A. Raiders (12/2/84 at Miami), 2 interceptions
-----	---

#### LONGEST INTERCEPTION RETURNS

102t	Eddie Anderson, L.A. Raiders (12/14/92 at Miami), Dan Marino
100t	Aaron Glenn, N.Y. Jets (9/15/96 at Miami), Dan Marino
100t	Jimmy Hitchcock, New England (11/23/97 at New England), Dan Marino
100t	Darrelle Revis, N.Y. Jets (10/17/11 at N.Y. Jets), Matt Moore
98t	Marcus Coleman, N.Y. Jets (12/27/99 at Miami), Dan Marino
97t	Mike Haynes, L.A. Raiders (12/2/84 at Miami), Dan Marino
97t	Najee Mustafaa, Cleveland (10/10/93 at Cleveland), Scott Mitchell
90t	Steve Emtman, Indianapolis (10/25/92 at Miami), Dan Marino
*90t	Tory James, Oakland (1/6/01 at Oakland), Jay Fiedler

### LONGEST PLAYS

#### PUNTS

89	Luke Prestridge, New England (10/21/84 at New England)
80	Chris Mohr, Buffalo (10/13/96 at Buffalo)
73	Rich Camanillo, New England (9/13/87 at New England)
73	Josh Miller, Pittsburgh (9/20/98 at Miami)
73	Todd Sauerbrun, Carolina (11/4/01 at Miami)

#### PUNT RETURNS

94t	Julian Edelman, New England (1/2/11 at New England)
93t	Johnnie Lee Higgins, Oakland (11/16/08 at Miami)
84t	Clarence Verdin, Indianapolis (10/25/92 at Miami)
84t	Isaiah McKenzie, Buffalo (1/3/21 at Buffalo)
83t	Billy Johnson, Houston (11/16/75 at Houston)

#### KICKOFF RETURNS

104t	Terrence McGee, Buffalo (12/5/04 at Miami)
103t	Brandon Tate, New England (10/5/10 at Miami)
102t	Harold Hart, Oakland (9/22/75 at Oakland)
102t	C.J. Spiller, Buffalo (9/14/14 at Buffalo)
101t	Jacoby Ford, Oakland (11/28/10 at Oakland)

#### FUMBLE RETURNS

100t	Chris Martin, Kansas City (10/13/91 at Kansas City), Sammie Smith
*79t	Neil Smith, Denver (1/9/99 at Denver), Oronde Gadsden
69t	Shea McClellin, New England (1/1/17 at Miami), Damien Williams
66t	Greg Townsend, L.A. Raiders (9/19/83 at L.A. Raiders), David Woodley
62t	Hugh Douglas, N.Y. Jets (12/22/96 at N.Y. Jets), Stanley Pritchett

#### BLOCKED FIELD GOALS

78t	George Radachowsky, N.Y. Jets (9/24/89 at Miami), Pete Stoyanovich
76t	Charles Romes, Buffalo (9/2/79 at Buffalo), Uwe von Schamann
62t	Kyle Arrington, New England (12/14/14 at New England), Caleb Sturgis





## OPPONENT TOP TENS

### RUSHING

PLAYER	TEAMS	GAMES	NO.	YDS.	AVG.	LG	TD
1. Thurman Thomas	Buffalo	20	364	1,620	4.5	30t	8
2. Freeman McNeil	N.Y. Jets	21	281	1,507	5.4	58	2
	New England, N.Y. Jets	20	409	1,507	3.7	37	13
4. O.J. Simpson	Buffalo	16	240	1,177	4.9	75t	4
5. Eric Dickerson	L.A. Rams, Ind., L.A. Raid.	11	231	1,065	4.6	40	6
6. Jim Nance	N.Y. Jets, Boston	12	183	933	5.1	30t	9
7. Lydell Mitchell	San Diego Baltimore	12	235	912	3.9	64t	6
8. Willis McGahee	Buffalo, Baltimore, Denver	10	232	848	3.7	31	2
9. Antowain Smith	Buffalo, N.E., N.O.	14	232	822	3.5	44	4
10. John Riggins	N.Y. Jets, Washington	13	183	761	4.2	N/A	5

### PASSING

PLAYER	TEAMS	GAMES	ATT.	COMP.	YDS.	PCT.	TD	INT.
1. Tom Brady	New England, Tampa Bay	36	1,170	717	8,596	61.3	72	27
2. Drew Bledsoe	New England, Buffalo	22	765	412	5,397	53.9	30	29
3. Joe Ferguson	Buffalo, T.B., Ind.	25	722	418	4,902	57.9	26	33
4. Jim Kelly	Buffalo	20	621	388	4,560	62.5	24	19
5. Ken O'Brien	N.Y. Jets, Philadelphia	17	489	303	3,837	62.0	25	13
6. Steve Grogan	New England	22	521	280	3,709	53.7	21	25
7. Peyton Manning	Indianapolis, Denver	13	436	272	3,214	62.4	22	18
8. Joe Namath	N.Y. Jets	16	388	201	2,956	51.8	19	24
9. Richard Todd	N.Y. Jets	14	355	203	2,718	57.2	18	25
10. Philip Rivers	San Diego, L.A. Chargers	9	298	190	2,483	63.8	12	10

### RECEPTIONS

PLAYER	TEAMS	GAMES	NO.	YDS.	AVG.	LG	TD
1. Andre Reed	Buffalo	28	122	1,731	14.2	83t	10
2. Wes Welker	New England, Denver	12	99	1,196	12.1	99t	7
3. Marvin Harrison	Indianapolis	15	84	1,133	13.5	45	9
4. Al Toon	N.Y. Jets	14	78	1,054	14.0	44t	4
5. Julian Edelman	New England	16	76	951	12.5	77t	6
6. Eric Moulds	Buffalo, Houston	21	73	1,221	16.7	80t	11
7. Wayne Chrebet	N.Y. Jets	20	72	991	13.8	70	8
8. Wesley Walker	N.Y. Jets	19	70	1,342	19.2	71t	17
9. Stanley Morgan	New England, Indianapolis	25	68	1,371	20.2	76t	6
10. Thurman Thomas	Buffalo	20	67	693	10.3	50t	3

### RECEIVING YARDS

PLAYER	TEAMS	GAMES	NO.	YDS.	AVG.	LG	TD
1. Andre Reed	Buffalo	28	122	1,731	14.2	83t	10
2. Stanley Morgan	N.E., Indianapolis	25	68	1,371	20.2	76t	6
3. Wesley Walker	N.Y. Jets	19	70	1,342	19.2	71t	17
4. Eric Moulds	Buffalo, Houston	21	73	1,221	16.7	80t	11
5. Wes Welker	New England, Denver	12	99	1,196	12.1	99t	7
6. Marvin Harrison	Indianapolis	15	84	1,133	13.5	45	9
7. Al Toon	N.Y. Jets	14	78	1,054	14.0	44t	4
8. Wayne Chrebet	N.Y. Jets	20	72	991	13.8	70	8
9. Irving Fryar	N.E., Phil. Wash.	20	61	978	16.0	54t	13
10. Julian Edelman	New England	16	76	951	12.5	77t	6



## OPPONENT OUTSTANDING PERFORMANCES

### GAMES OF 300+ PASSING YARDS

PLAYER	TEAM	DATE	ATT.	COMP.	YDS.	TD	INT.	LG
Tom Brady	New England	9/12/11	48	32	517	4	1	99t
Ken O'Brien	N.Y. Jets	9/21/86	43	29	479	4	1	65t
James Harris	L.A. Rams	10/3/76	29	17	436	2	1	58
* Dan Fouts	San Diego	1/2/82	55	33	433	4	1	43
Andrew Luck	Indianapolis	11/4/12	48	30	433	2	0	48
Drew Bledsoe	New England	11/23/98	54	28	423	2	2	49
Drew Bledsoe	New England	9/4/94	51	32	421	4	2	62t
Joe Ferguson	Buffalo	10/9/83	55	38	419	5	1	35
Drew Bledsoe	New England	11/3/96	41	30	419	3	2	84t
Joe Namath	N.Y. Jets	10/1/67	39	23	415	3	1	62
Matt Cassel	New England	11/23/08	43	30	415	3	1	64
Josh Allen	Buffalo	9/20/20	35	24	415	4	0	47
Tom Brady	Tampa Bay	10/10/21	41	30	411	5	0	62t
Drew Brees	New Orleans	9/30/13	39	30	413	4	0	48
Bernie Kosar	Cleveland	11/10/86	50	32	401	0	0	44
Andy Dalton	Cincinnati	12/22/19	56	33	396	4	0	34t
Ken O'Brien	N.Y. Jets	11/10/85	43	26	393	2	0	44
Patrick Mahomes	Kansas City	12/13/20	34	24	393	2	3	44t
Derek Carr	Las Vegas	9/26/21	43	26	386	2	1	34
Boomer Esiason	N.Y. Jets	11/27/94	41	26	382	2	2	69
Elvis Grbac	San Francisco	11/20/95	41	31	382	4	0	47t
Joe Flacco	Baltimore	12/4/16	47	36	381	4	1	53t
Jim Kelly	Buffalo	9/1/91	39	29	381	2	1	54t
Dan Fouts	San Diego	11/18/84	56	37	380	4	1	44
Matt Schaub	Houston	10/12/08	42	22	379	1	2	61
Vinny Testaverde	N.Y. Jets	10/23/00	59	36	378	5	3	30t
Vinny Testaverde	N.Y. Jets	9/14/03	45	29	373	1	1	61
Carson Palmer	Oakland	9/16/12	48	24	373	1	1	64t
Steve DeBerg	Tampa Bay	10/20/85	32	19	365	4	1	57
Tom Brady	New England	12/15/13	55	34	364	2	1	30
Troy Aikman	Dallas	10/27/96	41	33	363	3	0	61
Brett Favre	Green Bay	9/11/94	51	31	362	2	1	35
Kurt Warner	Arizona	9/14/08	24	19	361	3	0	79
* Doug Flutie	Buffalo	1/2/99	36	21	360	1	1	65
Russell Wilson	Seattle	10/4/20	34	24	360	2	1	57
Jim Kelly	Buffalo	10/25/87	39	29	359	2	0	34
Brian Sipe	Cleveland	11/18/79	42	23	358	3	0	54
Geno Smith	N.Y. Jets	12/28/14	25	20	358	3	0	74t
Tom Brady	New England	12/9/18	43	27	358	3	0	37t
Bert Jones	Baltimore	9/27/81	27	20	357	3	1	67t
Tom Brady	New England	10/29/15	38	26	356	4	0	47t
Steve Grogan	New England	11/8/81	40	23	355	1	4	76t
Daunte Culpepper	Minnesota	9/10/00	37	23	355	1	3	42
Jared Goff	L.A. Rams	11/1/20	35	61	355	1	2	26
Danny White	Dallas	10/25/81	32	22	354	3	1	38
Tom Brady	New England	10/21/07	25	21	354	6	0	50t
Tom Brady	New England	12/6/09	29	19	352	2	2	81t
Steve Grogan	New England	11/29/79	39	21	350	3	2	38
Eli Manning	N.Y. Giants	10/30/11	45	31	349	2	0	26
Ben Roethlisberger	Pittsburgh	12/8/13	39	23	349	3	0	67
Dennis Shaw	Buffalo	10/18/70	32	24	348	2	2	48
Derek Carr	Oakland	9/23/18	39	27	345	1	2	66
Daryle Lamonica	Oakland	9/21/68	24	15	344	4	0	73t
Mike Tomczak	Pittsburgh	11/20/94	42	26	343	0	0	40
Erik Kramer	Chicago	10/27/97	50	32	343	2	0	54
Andrew Luck	Indianapolis	11/25/18	37	30	343	3	2	36
Ken Anderson	Cincinnati	11/28/83	36	23	342	1	2	80t
Pat Ryan	N.Y. Jets	11/27/88	43	27	341	2	1	35
Tony Eason	New England	9/17/89	49	25	341	1	1	45
* Jim Kelly	Buffalo	1/12/91	29	19	339	3	1	44
Joe Ferguson	Buffalo	10/12/81	29	20	338	3	0	65t



## OPPONENT OUTSTANDING PERFORMANCES

GAMES OF 300+ PASSING YARDS								
PLAYER	TEAM	DATE	ATT.	COMP.	YDS.	TD	INT.	LG
Andy Dalton	Cincinnati	10/31/13	53	32	338	0	3	26
Eli Manning	N.Y. Giants	12/14/15	31	27	337	4	0	84t
Derek Carr	Las Vegas	12/26/20	34	21	336	1	0	85t
Matt Ryan	Atlanta	10/24/21	40	25	336	2	1	49t
Brian Griese	Denver	10/13/02	46	27	335	1	2	52
Sam Darnold	N.Y. Jets	9/16/18	25	41	334	1	2	44
Steve Bartkowski	Atlanta	9/21/80	36	18	332	2	0	53
Tom Brady	New England	11/8/09	37	25	332	1	1	71t
Joe Ferguson	Buffalo	12/17/77	40	25	331	1	3	27
Joe Montana	San Francisco	1/20/85	35	24	331	3	0	34
Vinny Testaverde	Baltimore	10/19/97	47	32	331	1	0	34t
Philip Rivers	L.A. Chargers	9/17/17	39	31	331	1	0	24
Ken O'Brien	N.Y. Jets	9/24/89	37	27	329	3	1	37t
Drew Bledsoe	New England	1/2/94	43	27	329	4	1	42
Tyrod Taylor	Buffalo	12/24/16	39	26	329	3	0	53
Kurt Warner	St. Louis	9/30/01	31	24	328	4	0	45t
Trent Green	Kansas City	9/29/02	34	24	328	5	0	46
Brooks Bollinger	N.Y. Jets	12/18/05	42	28	327	2	0	60t
Baker Mayfield	Cleveland	11/24/19	34	24	327	3	1	37
Bruce Matheson	Seattle	10/4/87	42	20	326	2	3	30
Warren Moon	Minnesota	9/25/94	37	26	326	3	0	44t
Philip Rivers	San Diego	11/13/16	44	23	326	3	4	51t
Neil O'Donnell	N.Y. Jets	9/15/96	44	25	325	3	3	78t
Kevin Kolb	Arizona	9/30/12	48	29	324	3	2	46t
Lamar Jackson	Baltimore	9/8/19	20	17	324	5	0	83t
Boomer Esiason	N.Y. Jets	9/12/93	33	22	323	2	1	51
Glenn Foley	N.Y. Jets	11/9/97	48	25	322	1	1	33
Andrew Luck	Indianapolis	9/15/13	43	25	321	1	1	47
Mark Rypien	St. Louis	12/24/95	42	27	320	2	1	31
Tyler Thigpen	Kansas City	12/21/08	41	20	320	2	3	75
Jim Harbaugh	Indianapolis	10/8/95	33	25	319	3	0	47t
Neil O'Donnell	N.Y. Jets	10/12/97	37	24	319	2	0	70
Trevor Lawrence	at Jacksonville	10/17/21	41	25	319	2	0	29
Carson Palmer	Cincinnati	12/30/07	32	23	316	3	1	70t
Ryan Fitzpatrick	Buffalo	12/18/11	47	31	316	2	3	28
Mitchell Trubisky	Chicago	10/14/18	31	22	316	3	1	54
Sam Bradford	St. Louis	10/14/12	39	26	315	0	0	65
Steve Bono	Kansas City	12/12/94	55	33	314	2	3	22t
* Joe Montana	Kansas City	12/31/94	37	26	314	2	1	57t
Dan Fouts	San Diego	10/15/78	30	22	313	1	2	46
Tony Eason	New England	10/21/84	29	19	313	3	0	76t
Aaron Rodgers	Green Bay	10/17/10	33	18	313	1	1	86t
* Mark Malone	Pittsburgh	1/6/85	36	20	312	3	3	29t
Drew Bledsoe	New England	12/24/00	34	18	312	2	2	59
Philip Rivers	San Diego	12/20/15	36	26	311	3	2	31
Richard Todd	N.Y. Jets	10/4/81	39	28	310	4	1	46
Philip Rivers	L.A. Chargers	9/29/19	30	24	310	2	0	25
Carson Wentz	Philadelphia	12/1/19	46	28	310	3	1	27
Alex Van Pelt	Buffalo	11/25/01	34	21	309	3	1	80t
Mike Livingston	Kansas City	10/19/69	34	17	308	1	1	93t
Neil Lomax	St. Louis	9/30/84	37	22	308	1	0	29
Matt Schaub	Baltimore	12/6/15	46	32	308	1	2	41t
Jay Cutler	Denver	11/2/08	46	24	307	2	3	47
Philip Rivers	San Diego	10/2/11	31	21	307	1	0	55t
* Dan Pastorini	Houston	12/24/78	29	20	306	1	0	34
Jim Kelly	Buffalo	10/4/92	48	25	306	1	4	28
Drew Bledsoe	Buffalo	12/1/02	27	15	306	3	0	73t
Mark Sanchez	N.Y. Jets	9/23/12	45	21	306	1	2	66
Greg Landry	Baltimore	11/25/79	42	25	304	3	1	31t
Tom Brady	New England	12/24/11	46	27	304	1	0	42
Alex Smith	Kansas City	12/24/17	39	25	304	1	0	52



## OPPONENT OUTSTANDING PERFORMANCES

### GAMES OF 300+ PASSING YARDS

PLAYER	TEAM	DATE	ATT.	COMP.	YDS.	TD	INT.	LG
Sonny Jurgensen	Washington	10/13/74	39	26	303	2	3	37
Peyton Manning	Indianapolis	9/21/09	23	14	303	2	0	80t
Phillip Rivers	San Diego	9/27/09	33	18	303	0	0	55
Peyton Manning	Indianapolis	9/6/98	37	21	302	1	3	42
Ben Roethlisberger	Pittsburgh	10/24/10	27	19	302	2	0	53t
Pat Ryan	N.Y. Jets	10/4/87	49	30	301	4	2	35t
Derek Carr	Oakland	11/5/17	30	21	300	1	1	44t

### GAMES OF 100+ RECEIVING YARDS

PLAYER	TEAM	DATE	NO.	YDS.	TD	LG
* Eric Moulds	Buffalo	1/2/99	9	240	1	65
Eric Decker	N.Y. Jets	12/28/14	10	221	1	74t
Ron Jessie	L.A. Rams	10/3/76	7	220	2	58t
Isaac Bruce	St. Louis	12/24/95	15	210	1	31
Eric Moulds	Buffalo	11/25/01	6	196	2	80t
Wesley Walker	N.Y. Jets	9/21/86	6	194	4	65t
Michael Irvin	Dallas	10/27/96	12	186	1	61
Dallas Clark	Indianapolis	9/21/09	7	183	1	80t
Stanley Morgan	New England	11/8/81	5	182	1	76t
Al Toon	N.Y. Jets	11/27/88	14	181	0	29
Andre Johnson	Houston	10/12/08	10	178	1	61
Reggie Rucker	Cleveland	11/18/79	9	177	1	54
Marvin Harrison	Indianapolis	11/11/01	9	174	3	45
Theo Bell	Pittsburgh	11/30/80	4	173	0	45
A.J. Green	Cincinnati	9/29/16	10	173	1	51
Jordy Nelson	Oakland	9/23/18	6	173	1	66
Johnnie Morton	Detroit	12/7/97	9	171	1	41
Steve Smith	Carolina	9/25/05	11	170	3	53t
Cris Carter	Minnesota	9/10/00	9	168	0	42
Sammy Watkins	Buffalo	11/8/15	8	168	1	63
Wes Welker	New England	12/6/09	10	167	0	58
* Kellen Winslow	San Diego	1/2/82	13	166	1	31
Odell Beckham Jr.	N.Y. Giants	12/14/15	7	166	2	84t
Kyle Pitts	Atlanta	10/24/21	7	163	0	39
Tommy Kane	Seattle	12/16/90	10	162	0	25
Antwaan Randle El	Washington	9/9/07	5	162	0	54
Ben Coates	New England	9/4/94	8	161	2	62t
Don Maynard	N.Y. Jets	12/1/68	7	160	3	54t
Wes Welker	New England	9/12/11	8	160	2	99t
Al Toon	N.Y. Jets	9/24/89	10	159	1	37t
Bake Turner	N.Y. Jets	12/15/68	7	157	0	71
Al Toon	N.Y. Jets	11/10/85	10	156	0	44
Allen Robinson	Jacksonville	9/20/15	6	155	2	52
Nelson Agholor	Las Vegas	12/26/20	5	155	1	85t
Andre Reed	Buffalo	9/1/91	11	154	1	54t
Sammy Watkins	Buffalo	12/24/16	7	154	1	53
Frank Lewis	Buffalo	9/17/78	5	153	1	92t
Larry Fitzgerald	Arizona	9/14/08	6	153	0	75
Stefon Diggs	Buffalo	9/20/20	8	153	1	47
Julian Edelman	New England	1/1/17	8	151	1	77t
* James Lofton	Buffalo	1/12/91	7	149	1	44
Jerry Rice	San Francisco	11/20/95	8	149	2	47t
Stanley Morgan	New England	12/22/86	8	148	2	30t
Jarvis Landry	Cleveland	11/24/19	10	148	2	37
Randy Moss	New England	11/8/09	6	147	1	71t
Santonio Holmes	N.Y. Jets	9/23/12	9	147	0	38
Marquise Brown	Baltimore	9/8/19	4	147	2	83t
Marlin Briscoe	Buffalo	10/18/70	7	145	2	46t
Raymond Butler	Baltimore	9/27/81	4	145	2	67t
Keyshawn Johnson	N.Y. Jets	12/12/99	11	144	2	27
Marvin Harrison	Indianapolis	9/15/02	11	144	1	33



## OPPONENT OUTSTANDING PERFORMANCES

### GAMES OF 100+ RECEIVING YARDS

PLAYER	TEAM	DATE	NO.	YDS.	TD	LG
Terrelle Pryor Sr.	Cleveland	9/25/16	8	144	0	40
Mark Carrier	Tampa Bay	10/30/88	9	142	0	47
George Sauer	N.Y. Jets	11/20/66	7	142	0	–
* Stephone Paige	Kansas City	1/5/91	8	142	1	33
Santana Moss	N.Y. Jets	9/14/03	5	142	1	61
Elijah Moore	N.Y. Jets	11/21/21	8	141	1	62t
Tony Gonzalez	Kansas City	9/29/02	7	140	3	42t
Anquan Boldin	Arizona	9/14/08	6	140	3	79t
George Sauer	N.Y. Jets	10/22/67	6	139	1	61t
Julian Edelman	New England	12/15/13	13	139	1	24t
Wes Welker	New England	10/21/07	9	138	2	36
Wes Welker	New England	12/24/11	12	138	0	42
Antonio Brown	Pittsburgh	12/8/13	5	138	1	56
Jimmy Teal	Seattle	10/4/87	9	137	0	32
Joey Galloway	Seattle	10/6/96	5	137	2	65t
John Brown	Buffalo	11/17/19	9	137	2	40t
Alshon Jeffrey	Philadelphia	12/1/19	9	137	1	27
Alfred Jenkins	Atlanta	9/21/80	4	136	0	33
Jeff Graham	N.Y. Jets	9/15/96	5	136	1	78t
* Jimmy Smith	Jacksonville	1/15/00	5	136	2	70t
Travis Kelce	Kansas City	12/13/20	8	136	1	32
Ben Coates	New England	11/3/96	5	135	2	84t
Gene Foster	San Diego	10/2/66	6	134	2	63t
Jim Whalen	Boston	10/15/67	6	134	3	–
Andre Reed	Buffalo	10/13/96	10	134	0	49
Brent Celek	Philadelphia	11/15/15	4	134	0	60
Leonard Thompson	Detroit	10/27/85	6	133	1	48
Stephone Paige	Kansas City	12/3/89	7	133	1	38t
Greg Jennings	Green Bay	10/17/10	6	133	1	86t
Fred Biletnikoff	Oakland	9/20/69	9	132	1	13t
Otis Taylor	Kansas City	10/19/69	4	131	0	79
J.J. Birden	Kansas City	12/12/94	10	131	1	22t
Shawn Jefferson	New England	11/23/98	6	131	1	38
Troy Brown	New England	10/19/03	6	131	1	82t
Chad Johnson	Cincinnati	12/30/07	4	131	2	70t
Hines Ward	Pittsburgh	10/24/10	7	131	1	43
Danny Amendola	New England	12/15/13	10	131	0	30
Brandon Marshall	N.Y. Jets	11/29/15	9	131	2	47
Chris Burkett	Buffalo	10/25/87	9	130	1	34
Eric Moulds	Buffalo	12/1/02	5	130	1	57t
Randy Vataha	New England	12/5/71	7	129	2	51t
* Steve Largent	Seattle	12/29/84	6	128	1	56t
Matt Jones	Jacksonville	12/3/06	6	128	1	33
A.J. Green	Cincinnati	10/31/13	11	128	0	21
Brandon Marshall	N.Y. Jets	10/4/15	7	128	0	58
Tyler Boyd	Cincinnati	12/22/19	9	128	2	34t
Cris Collinsworth	Cincinnati	11/28/83	8	127	0	48
Jake Reed	Minnesota	9/25/94	9	127	0	21
Andre Reed	Buffalo	12/16/96	6	127	1	67t
Nate Washington	Houston	10/25/15	9	127	2	27t
Charlie Mitchell	Denver	12/4/66	4	126	1	79t
Wesley Walker	N.Y. Jets	11/26/78	6	126	1	42
Roy Williams	Detroit	11/23/06	6	126	0	41
Jared Cook	Oakland	11/5/17	8	126	0	35
Lance Alworth	San Diego	11/12/67	4	125	1	54t
Stanley Morgan	New England	10/5/86	6	125	1	27t
Tim Brown	Oakland	11/30/97	8	125	1	36
Raghib Ismail	Dallas	11/25/99	5	125	1	65t
Marvin Harrison	Indianapolis	12/5/99	8	125	0	36
Randy Moss	New England	11/23/08	8	125	3	29t
Emmanuel Sanders	Denver	11/23/14	9	125	0	35
Tyrell Williams	San Diego	11/13/16	5	125	1	51t



## OPPONENT OUTSTANDING PERFORMANCES

### GAMES OF 100+ RECEIVING YARDS

PLAYER	TEAM	DATE	NO.	YDS.	TD	LG
T.Y. Hilton	Indianapolis	11/25/18	7	125	0	36
Stanley Morgan	New England	11/29/79	5	124	1	38t
Rob Moore	N.Y. Jets	9/12/93	6	124	0	51
Rob Moore	N.Y. Jets	11/27/94	7	124	0	35
T.Y. Hilton	Indianapolis	9/15/13	6	124	0	47
* Antonio Brown	Pittsburgh	1/8/17	5	124	2	62t
Will Fuller	Houston	10/25/18	5	124	1	73t
Antonio Brown	Tampa Bay	10/10/21	7	124	2	62t
Antonio Gates	San Diego	12/11/05	13	123	1	25
Christian Kirk	Arizona	11/8/20	5	123	1	56t
Jim Whalen	Boston	12/17/67	4	122	0	33
* Fred Biletnikoff	Oakland	12/21/74	8	122	1	20
Dokie Williams	L.A. Raiders	12/2/84	2	122	1	75t
Andre Reed	Buffalo	9/11/88	8	122	0	21
* Andre Reed	Buffalo	1/12/91	4	122	2	43
Randy Moss	New England	10/21/07	4	122	2	50t
Don Maynard	N.Y. Jets	10/1/67	10	121	0	-
Don Maynard	N.Y. Jets	11/2/69	4	121	2	42t
Wayne Patrick	Buffalo	10/18/70	6	121	0	48
Joe Washington	Baltimore	11/11/79	10	121	0	23
Henry Ellard	L.A. Rams	12/14/86	8	121	1	22
Tony Martin	San Diego	11/5/95	7	121	1	50t
Darrell Jackson	Seattle	10/28/01	5	121	1	64
Torrey Smith	Baltimore	10/6/13	6	121	0	41
George Sauer	N.Y. Jets	10/1/67	10	120	0	-
Sammy White	Minnesota	12/11/76	9	120	3	36t
Butch Woolfolk	Houston	9/8/85	3	120	1	80t
Wes Welker	New England	11/23/08	8	120	0	64
Vincent Jackson	San Diego	9/27/09	5	120	0	55
Lance Alworth	San Diego	10/2/66	6	119	2	-
Eric Sievers	San Diego	11/18/84	12	119	2	24
Fred Biletnikoff	Oakland	10/4/69	9	119	1	23
Mike Jones	New Orleans	12/7/86	6	119	0	34
Andre Johnson	Houston	9/9/12	8	119	1	29
Tim Patrick	Denver	11/22/20	5	119	0	61
Vincent Brisby	New England	11/12/95	6	118	1	47t
Andre Roberts	Arizona	9/30/12	6	118	2	46t
Richard Caster	N.Y. Jets	10/7/74	3	117	1	89t
O.J. Simpson	Buffalo	12/7/75	8	117	1	62t
Eric Sievers	New England	12/10/89	6	117	0	41
Carl Pickens	Cincinnati	10/1/95	9	117	3	44t
Lee Evans	Buffalo	12/4/05	5	117	3	56t
Sammy Watkins	Buffalo	9/14/14	8	117	1	30
Robby Anderson	N.Y. Jets	12/8/19	7	117	1	39
Paul Coffman	Green Bay	10/28/79	5	116	1	78t
Jimmie Giles	Tampa Bay	10/20/85	7	116	4	39t
Irving Fryar	Philadelphia	10/20/96	8	116	4	38t
Shawn Jefferson	New England	10/25/98	4	116	0	54
Lee Evans	Buffalo	10/26/08	7	116	0	33
Peyton Hillis	Denver	11/2/08	7	116	1	47
Tony Hill	Dallas	12/17/84	6	115	1	66t
Steve Breaston	Kansas City	11/6/11	7	115	0	37
Julio Jones	Atlanta	9/22/13	9	115	0	28
Isaac Curtis	Cincinnati	11/28/83	4	114	1	80t
Stanley Morgan	New England	10/21/84	3	114	1	76t
Dennis Northcutt	Cleveland	12/26/04	4	114	1	58t
Darren Sproles	New Orleans	9/30/13	7	114	1	48
Martellus Bennett	New England	9/18/16	5	114	1	37
Otis Taylor	Kansas City	11/13/66	4	113	1	89t
Otis Taylor	Kansas City	9/28/68	3	113	1	44
Eric Crabtree	Cincinnati	9/14/69	3	113	2	69t
James Lofton	L.A. Raiders	10/9/88	5	113	0	32



## OPPONENT OUTSTANDING PERFORMANCES

### GAMES OF 100+ RECEIVING YARDS

PLAYER	TEAM	DATE	NO.	YDS.	TD	LG
Tim Brown	Oakland	10/31/99	7	113	0	32
Calvin Johnson	Detroit	11/9/14	7	113	1	49t
Rob Gronkowski	New England	10/29/15	6	113	1	47t
Mike Evans	Tampa Bay	10/10/21	6	113	2	34t
Jim Colclough	Boston	12/17/67	3	112	0	52
* Mike Barber	Houston	12/24/78	4	112	0	55
Wesley Walker	N.Y. Jets	10/4/81	8	112	2	46
Will Moore	New England	9/10/95	8	112	0	33
Terry Glenn	New England	11/3/96	10	112	0	20
A.J. Green	Cincinnati	10/7/18	6	112	0	23
Darren Waller	Las Vegas	12/26/20	5	112	0	33
Wayne Patrick	Buffalo	10/18/70	6	111	0	48
Roy Jefferson	Washington	10/13/74	7	111	1	37t
John Holland	Buffalo	9/13/76	2	111	2	58t
* John Stallworth	Pittsburgh	1/6/85	4	111	2	65t
Kevin House	Tampa Bay	10/20/85	4	111	0	57
Al Toon	N.Y. Jets	9/21/86	7	111	0	31
Torry Holt	St. Louis	9/30/01	4	111	1	45t
Sterling Shepard	N.Y. Giants	12/15/19	9	111	0	24
Jakobi Meyers	New England	12/20/20	7	111	0	35
* Ed Podolak	Kansas City	12/25/71	8	110	1	29
Anthony Miller	San Diego	12/27/93	7	110	2	41t
Randy Moss	Minnesota	12/21/02	7	110	0	60
Jeremy Shockey	N.Y. Giants	10/5/03	11	110	0	20
Lee Evans	Buffalo	12/5/04	4	110	2	69t
Taylor Gabriel	Chicago	10/14/18	5	110	0	54
Cooper Kupp	L.A. Rams	11/1/20	11	110	0	22
Cole Beasley	Buffalo	10/31/21	10	110	0	20
Emerson Boozer	N.Y. Jets	10/1/67	5	109	2	-
Richie Anderson	N.Y. Jets	10/23/00	12	109	0	19
Golden Tate	Detroit	11/9/14	11	109	0	28
Tyreek Hill	Kansas City	12/24/17	6	109	0	52
Wesley Walker	N.Y. Jets	9/3/78	4	108	2	47t
* Charlie Joiner	San Diego	1/2/82	7	108	0	39
Art Monk	N.Y. Jets	11/27/94	5	108	0	69
* Steve Tasker	Buffalo	12/30/95	5	108	1	37t
Dedric Ward	N.Y. Jets	11/9/97	6	108	0	33
Leon Washington	N.Y. Jets	12/25/06	4	108	0	64
Jacoby Ford	Oakland	11/28/10	4	108	1	52
Vincent Jackson	San Diego	10/2/11	3	108	1	55t
Donnie Avery	Indianapolis	11/4/12	5	108	0	48
Jordan Cameron	Cleveland	9/8/13	9	108	1	22
Mark Andrews	Baltimore	9/8/19	8	108	1	39
Jack Snow	L.A. Rams	10/31/71	5	107	1	51t
Jordy Nelson	Green Bay	10/12/14	9	107	1	22
Javorius Allen	Baltimore	12/6/15	12	107	1	41t
Rob Gronkowski	New England	12/9/18	8	107	1	17
Gabriel Davis	Buffalo	1/3/21	2	107	1	56t
Warren Wells	Oakland	9/21/68	3	106	1	73t
Raymond Chester	Baltimore	10/10/76	5	106	0	48
Frank Lewis	Buffalo	10/12/81	5	106	0	30
Tony Hill	Dallas	10/25/81	5	106	0	38
* Wes Chandler	San Diego	1/2/82	6	106	0	47
Andre Reed	Buffalo	12/4/94	3	106	2	83t
Warrick Dunn	Tampa Bay	9/21/97	6	106	1	58t
Laveranues Coles	N.Y. Jets	10/15/06	5	106	2	58t
Leonard Hankerson	Washington	11/13/11	8	106	0	22
D.K. Metcalf	Seattle	10/4/20	4	106	0	37
Bake Turner	N.Y. Jets	12/14/69	4	105	2	34t
Harold Jackson	New England	11/29/79	5	105	1	33
Eddie Brown	Cincinnati	11/8/87	8	105	0	32
Jermaine Lewis	Baltimore	10/19/97	6	105	0	28



## OPPONENT OUTSTANDING PERFORMANCES

### GAMES OF 100+ RECEIVING YARDS

PLAYER	TEAM	DATE	NO.	YDS.	TD	LG
Wayne Chrebet	N.Y. Jets	12/13/98	5	105	1	52
Tony Martin	Atlanta	12/27/98	3	105	1	53
Ed McCaffrey	Denver	9/13/99	6	105	3	61t
Jeremy Shockey	New Orleans	10/25/09	4	105	0	66
Art Powell	Oakland	9/2/66	8	104	1	17t
* Elmo Wright	Kansas City	12/25/71	3	104	0	63
Derrick Gaffney	N.Y. Jets	9/30/79	4	104	0	43
Wayne Chrebet	N.Y. Jets	10/12/97	5	104	1	70
Tim Brown	Oakland	12/6/98	9	104	2	27
Wayne Chrebet	N.Y. Jets	10/23/00	6	104	2	28
Gary Garrison	San Diego	10/11/69	4	103	2	40t
* Ken Burrough	Houston	12/24/78	6	103	0	53
Thurman Thomas	Buffalo	9/1/91	8	103	1	50t
* Kimble Anders	Kansas City	12/31/94	6	103	1	57t
Aaron Hernandez	New England	9/12/11	7	103	1	30
Wes Welker	New England	12/2/12	12	103	1	14
JuJu Smith-Schuster	Pittsburgh	10/28/19	5	103	1	34
DJ Moore	Carolina	11/28/21	4	103	0	64
Marvin Harrison	Indianapolis	9/6/98	5	102	1	42
Troy Brown	New England	12/24/00	8	102	0	22
David Patten	New England	10/6/02	5	102	2	34t
Doug Jolley	N.Y. Jets	12/18/05	9	102	1	60t
Jamaal Charles	Kansas City	12/21/08	3	102	0	75
Kellen Winslow	Tampa Bay	11/15/09	7	102	0	37
Rob Gronkowski	New England	1/2/11	6	102	1	28
T.Y. Hilton	Indianapolis	11/4/12	6	102	1	36t
Elbert Dubenion	Buffalo	9/18/66	5	101	0	26
Jerry LeVias	Houston	11/23/69	4	101	1	-
Andre Rison	Atlanta	10/11/92	7	101	1	22t
Heath Miller	Pittsburgh	9/7/06	3	101	1	87t
Andre Johnson	Houston	10/1/06	9	101	1	30
Cecil Shorts	Jacksonville	12/16/12	6	101	0	30
Richard Caster	N.Y. Jets	11/24/74	6	100	2	45t
Al Toon	N.Y. Jets	12/7/87	5	100	1	44t
Lawrence Dawsey	Tampa Bay	12/1/91	8	100	1	17t
Curtis Conway	Chicago	10/27/97	6	100	0	54
Ken Dilger	Indianapolis	12/14/97	5	100	3	43
Ben Watson	Cleveland	12/5/10	10	100	1	22
Jimmy Graham	New Orleans	9/30/13	4	100	2	43t
Keenan Allen	L.A. Chargers	9/17/17	9	100	0	24
Terry McLaurin	Washington	10/13/19	4	100	2	33t
Marvin Jones	at Jacksonville	10/17/21	7	100	1	28

### GAMES OF 100+ RUSHING YARDS

PLAYER	TEAM	DATE	NO.	YDS.	TD	LG
O.J. Simpson	Buffalo	12/5/76	24	203	1	75t
Rueben Mayes	New Orleans	12/7/86	28	203	2	34t
Earl Campbell	Houston	11/20/78	28	199	4	81t
* Terrell Davis	Denver	1/9/99	21	199	2	62
Justin Fargas	Oakland	9/30/07	22	179	0	48
Freeman McNeil	N.Y. Jets	10/14/85	28	173	0	20
Ricky Watters	Philadelphia	10/20/96	25	173	1	49t
Gerald Riggs	Atlanta	11/30/86	33	172	1	31
Eric Dickerson	Indianapolis	12/4/88	31	169	1	19
Jamal Lewis	Baltimore	1/2/05	34	167	1	20
C.J. Anderson	Denver	11/23/14	27	167	1	26
* Le'Veon Bell	Pittsburgh	1/8/17	29	167	2	26
** John Riggins	Washington	1/30/83	38	166	1	43t
Reuben Droughns	Cleveland	11/20/05	30	166	1	75t
Chris Ivory	N.Y. Jets	10/4/15	29	166	1	24
Thurman Thomas	Buffalo	9/1/91	25	165	1	20





## OPPONENT OUTSTANDING PERFORMANCES

### GAMES OF 100+ RUSHING YARDS

PLAYER	TEAM	DATE	NO.	YDS.	TD	LG
Jim Nance	Boston	12/17/67	24	164	2	29
William Andrews	Atlanta	12/10/83	21	161	1	24t
* Earnest Byner	Cleveland	1/4/86	16	161	2	66t
Hoyle Granger	Houston	12/23/67	21	160	1	23
Wayne Wilson	New Orleans	10/2/83	34	160	0	12
* Thurman Thomas	Buffalo	12/30/95	25	158	1	32
Kerryon Johnson	Detroit	10/21/18	19	158	0	71
Don Woods	San Diego	9/29/74	18	157	2	56t
Earnest Byner	Washington	12/2/90	32	157	3	21
Antowain Smith	New England	12/22/01	26	156	1	44
Laurence Maroney	New England	12/23/07	14	156	1	59t
Marcus Allen	L.A. Raiders	12/2/84	20	155	3	52t
Eric Dickerson	Indianapolis	11/15/87	30	154	1	13
Thurman Thomas	Buffalo	12/23/90	30	154	1	13t
Christian Okoye	Kansas City	10/13/91	23	153	2	38t
Dick Post	San Diego	11/3/68	21	151	0	24
Travis Henry	Buffalo	12/1/02	35	151	1	13
Thurman Thomas	Buffalo	10/29/89	27	148	1	30t
Christian Okoye	Kansas City	12/3/89	32	148	1	13
Thurman Thomas	Buffalo	12/17/95	35	148	1	15
Brian Westbrook	Philadelphia	11/18/07	32	148	0	36
Adrian Peterson	Minnesota	9/19/10	28	145	1	23
Aaron Jones	Green Bay	11/11/18	15	145	2	67
James Conner	Pittsburgh	10/28/19	23	145	1	25
Barry Sanders	Detroit	9/15/91	32	143	0	14
Lee Suggs	Cleveland	12/26/04	38	143	0	13
Lydell Mitchell	Baltimore	10/9/77	17	142	1	64t
Curtis Martin	New England	11/12/95	30	142	2	23
Woody Campbell	Houston	12/3/67	18	141	1	42
* Natrone Means	San Diego	1/8/95	24	139	1	24t
Earl Campbell	Houston	12/4/83	28	138	1	35t
Edgerrin James	Indianapolis	9/15/02	30	138	0	13
C.J. Spiller	Buffalo	12/23/12	22	138	0	62
Barry Sanders	Detroit	12/7/97	30	137	1	19
Dalvin Cook	Minnesota	12/16/18	19	136	2	26
Thurman Thomas	Buffalo	11/18/91	23	135	1	30
* Fred Taylor	Jacksonville	1/15/00	18	135	1	90t
Josh Allen	Buffalo	12/2/18	9	135	0	28
Paul Robinson	Cincinnati	11/17/68	22	134	3	54t
Jim Nance	Boston	11/27/66	23	133	1	27t
Lamar Miller	Houston	10/25/18	18	133	1	58
Freeman McNeil	N.Y. Jets	11/4/84	20	132	1	52
Johnny Hector	N.Y. Jets	12/22/91	13	132	0	47
Travis Henry	Buffalo	10/20/02	22	132	0	34
Knile Davis	Kansas City	9/21/14	32	132	1	21t
D'Onta Foreman	Tennessee	1/2/22	26	132	1	35
Mike Garrett	Kansas City	9/24/67	20	131	0	28
Brandon Jacobs	N.Y. Giants	10/28/07	23	131	0	15
Edgerrin James	Indianapolis	12/5/99	23	130	2	41t
Darren McFadden	Dallas	11/22/15	29	129	0	35
LeSean McCoy	Buffalo	12/24/16	24	128	1	19t
Michael Pittman	Tampa Bay	10/16/05	15	127	1	57t
Ryan Mathews	San Diego	11/17/13	19	127	0	51
Joe Washington	Baltimore	10/29/78	20	126	0	29
Floyd Little	Denver	10/27/68	25	126	1	19
Antowain Smith	Buffalo	11/14/99	29	126	0	24
Chris Johnson	Tennessee	11/11/12	23	126	1	21
Eric Dickerson	Indianapolis	9/25/88	30	125	0	9
Thurman Thomas	Buffalo	10/9/94	31	125	2	26t
Ezekiel Elliott	Dallas	9/22/19	19	125	0	18
Earnest Jackson	San Diego	11/18/84	28	124	0	16
Eric Dickerson	L.A. Rams	12/14/86	28	124	1	25



## OPPONENT OUTSTANDING PERFORMANCES

### GAMES OF 100+ RUSHING YARDS

PLAYER	TEAM	DATE	NO.	YDS.	TD	LG
Robert Holmes	Kansas City	9/28/68	13	123	1	76t
Neal Anderson	Chicago	9/4/88	24	123	2	15
Scott Lockwood	New England	12/27/92	30	123	0	23
Tatum Bell	Denver	12/12/04	17	123	2	29
LeGarrette Blount	New England	9/18/16	29	123	1	26
Tony Dorsett	Dallas	10/25/81	24	122	0	18
DeAngelo Williams	Carolina	11/19/09	13	122	0	50
Walter Payton	Chicago	12/2/85	23	121	0	15
Larry Kinnebrew	Buffalo	10/29/89	21	121	1	25
Dorsey Levens	Green Bay	9/14/97	21	121	0	23
Corey Dillon	New England	12/20/04	26	121	1	20
Alfred Morris	Washington	9/13/15	25	121	0	14
DeMarco Murray	Tennessee	10/9/16	27	121	0	14
O.J. Simpson	Buffalo	11/18/73	20	120	0	28
Earl Campbell	Houston	11/5/79	32	120	0	11
* Chuck Muncie	San Diego	1/2/82	24	120	1	19
Curtis Martin	N.Y. Jets	10/14/01	22	120	1	27t
Jim Braxton	Buffalo	11/18/73	17	119	0	36
Craig James	New England	11/3/85	23	119	0	14
Ronnie Harmon	Buffalo	11/29/87	23	119	0	19
Jerome Bettis	Pittsburgh	11/25/96	27	119	0	14
Natrone Means	San Diego	12/27/93	18	118	3	65t
Edgerrin James	Indianapolis	11/26/00	26	118	0	13
Ahman Green	Green Bay	10/22/06	18	118	1	70t
Adrian Peterson	Washington	10/13/19	23	118	0	25
Warren Williams	Pittsburgh	12/18/88	16	117	0	33
* Thurman Thomas	Buffalo	1/12/91	32	117	2	14
Chris Johnson	Tennessee	11/14/10	17	117	1	30
Franco Harris	Pittsburgh	11/30/80	28	116	1	9t
Freeman McNeil	N.Y. Jets	9/12/82	13	116	0	48
Freeman McNeil	N.Y. Jets	11/26/84	24	116	0	39
Curtis Martin	N.Y. Jets	11/1/04	19	115	1	25t
Lamont Jordan	N.Y. Jets	11/1/04	14	115	1	25t
Willie Parker	Pittsburgh	9/7/06	29	115	0	32
Fred Jackson	Buffalo	12/9/07	15	115	0	27
Emerson Boozer	N.Y. Jets	12/13/70	18	114	0	21
Curtis Brown	Buffalo	11/12/78	11	114	1	58t
James Jones	Detroit	10/27/85	36	114	1	8
Jim Nance	Boston	10/15/67	20	113	0	19
Mel Owens	Detroit	12/15/73	27	113	1	10
Horace Ivory	New England	10/22/78	15	113	2	28
* Curt Warner	Seattle	12/31/83	29	113	2	18
Terry Allen	Minnesota	9/25/94	15	113	1	45
Colin Kaepernick	San Francisco	11/27/16	10	113	0	30
Alex Collins	Baltimore	10/26/17	18	113	0	19
Edgerrin James	Indianapolis	12/17/00	32	112	0	15
LeSean McCoy	Buffalo	11/8/15	16	112	1	48t
Dion Lewis	New England	11/26/17	15	112	0	25
Sony Michel	New England	9/30/18	25	112	1	23
Saquon Barkley	N.Y. Giants	12/15/19	24	112	2	12
Hoyle Granger	Houston	12/3/67	25	111	1	13
Jim Nance	Boston	12/8/68	19	111	1	30t
Wilbert Montgomery	Philadelphia	9/24/78	25	111	0	12
Willis McGahee	Buffalo	10/17/04	26	111	0	31
Peyton Barber	Las Vegas	9/26/21	23	111	1	27t
Franco Harris	Pittsburgh	11/14/76	22	110	1	26
Rocky Bleier	Pittsburgh	11/14/76	20	110	0	13
Eric Dickerson	Indianapolis	12/30/90	20	110	0	16
Corey Dillon	Cincinnati	10/1/00	22	110	0	19
Curtis Martin	N.Y. Jets	10/3/04	24	110	1	13
Thomas Jones	N.Y. Jets	9/23/07	25	110	0	12
Karlos Williams	Buffalo	9/27/15	12	110	1	41t



## OPPONENT OUTSTANDING PERFORMANCES

### GAMES OF 100+ RUSHING YARDS

PLAYER	TEAM	DATE	NO.	YDS.	TD	LG
Karlos Williams	Buffalo	11/8/15	9	110	2	38t
Jonathan Stewart	Carolina	11/13/17	17	110	0	18
Jim Nance	Boston	11/9/69	17	109	0	23
Stump Mitchell	St. Louis	9/30/84	20	109	2	19
* Terry Allen	Baltimore	1/13/02	25	109	1	13
Joe Cribbs	Buffalo	12/27/82	19	108	1	62t
Curtis Martin	N.Y. Jets	10/4/98	36	108	1	15
Larry Johnson	Kansas City	12/21/08	12	108	1	33
Denard Robinson	Jacksonville	10/26/14	18	108	0	41
Freeman McNeil	N.Y. Jets	11/10/85	26	107	0	13
Eric Dickerson	Indianapolis	12/17/89	21	107	2	17
* Edgerrin James	Indianapolis	12/30/00	21	107	0	34
Marshawn Lynch	Buffalo	12/9/07	23	107	0	11
Mark Ingram II	Baltimore	9/8/19	14	107	2	49
Lydell Mitchell	Baltimore	11/23/75	26	106	1	32t
Sam Cunningham	New England	9/19/76	21	106	0	15
Eddie George	Tennessee	9/7/97	23	106	1	13t
Raymont Harris	Chicago	10/27/97	25	106	1	9
Nick Chubb	Cleveland	11/24/19	21	106	1	17
Kyler Murray	Arizona	11/8/20	11	106	1	28
Franco Harris	Pittsburgh	12/3/73	15	105	1	21t
Marcus Allen	L.A. Raiders	9/19/83	22	105	0	15
* Craig James	New England	1/12/86	22	105	0	21
Willis McGahee	Baltimore	10/19/08	19	105	1	17
Fred Jackson	Buffalo Bills	12/22/13	18	105	1	14
Chris Johnson	N.Y. Jets	12/1/14	17	105	0	47
Lydell Mitchell	Baltimore	12/9/73	35	104	0	9
John Stephens	New England	11/6/88	25	104	1	13t
Rod Bernstine	San Diego	12/15/91	13	104	3	63t
Willis McGahee	Baltimore	12/16/07	29	104	0	19
Chris Johnson	Tennessee	12/20/09	29	104	0	14
Sammy Winder	Denver	9/29/85	20	103	2	19
Brad Baxter	N.Y. Jets	11/1/92	20	103	0	28
Jamal Anderson	Atlanta	12/27/98	18	103	1	36t
Emmitt Smith	Dallas	11/25/99	31	103	0	28
Garrison Hearst	San Francisco	12/16/01	26	103	0	23
Ben Tate	Houston	9/18/11	23	103	0	16
Tony Pollard	Dallas	9/22/19	13	103	1	28
Jonathan Taylor	Indianapolis	10/3/21	16	103	1	38
Thomas Jones	N.Y. Jets	11/1/09	27	102	0	11
Eric Dickerson	L.A. Rams	10/30/83	14	101	1	40
Duce Staley	Pittsburgh	9/26/04	22	101	0	38
Thomas Jones	N.Y. Jets	9/7/08	22	101	1	14
* Wendell Hayes	Kansas City	12/25/71	22	100	0	22
Mark van Eeghen	New England	12/12/82	22	100	0	11
Chris Brown	Tennessee	9/11/04	16	100	0	52
Damien Harris	New England	9/12/21	23	100	0	35

\* Playoff game

\*\* Super Bowl



## DOLPHINS LARGEST COMEBACKS

DOLPHINS				
MARGIN	SCORE/QUARTER	FINAL SCORE	DATE	OPPONENT
1. 24 points	0-24 (2nd)	34-27	12/15/74	NEW ENGLAND
2. 21 points	0-21 (2nd)	24-23	12/4/05	BUFFALO
3. 18 points	3-21 (2nd)	24-21	1/4/86	CLEVELAND*
18 points	6-24 (3rd)	28-24	11/27/94	at N.Y. Jets
18 points	3-21 (2nd)	24-21	11/14/71	PITTSBURGH
6. 17 points	0-17 (3rd)	21-17	11/10/68	at Buffalo
17 points	3-20 (2nd)	31-23	11/12/89	at N.Y. Jets
17 points	0-17 (2nd)	28-20	10/29/00	GREEN BAY
17 points	0-17 (3rd)	20-17	10/15/17	at Atlanta

NOTE: Miami's largest fourth-quarter comeback was from a 20-point deficit (3-23 to 24-23) against Buffalo on December 4, 2005.

OPPONENTS				
MARGIN	SCORE/QUARTER	FINAL SCORE	DATE	OPPONENT
1. 23 points	7-30 (4th)	40-37 (OT)	10/23/00	at N.Y. Jets
2. 21 points	0-21 (2nd)	34-31 (OT)	10/25/87	BUFFALO
21 points	3-24 (3rd)	27-24 (OT)	10/8/95	INDIANAPOLIS
21 points	3-24 (2nd)	46-34	10/25/09	NEW ORLEANS
5. 18 points	10-28 (2nd)	45-28	10/9/77	at Baltimore
6. 17 points	0-17 (3rd)	21-17	10/14/01	at N.Y. Jets
17 points	0-17 (3rd)	27-24	12/14/11	at New England
17 points	0-17 (3rd)	27-17	10/7/18	at Cincinnati

\* Playoff Game

## DOLPHINS 10 LARGEST MARGINS

...OF VICTORY				
MARGIN	SCORE	DATE	OPPONENT	
1. 52 points	52-0	11/12/72	NEW ENGLAND	
2. 44 points	44-0	11/11/73	BALTIMORE	
3. 43 points	43-0	10/19/75	at N.Y. Jets	
4. 42 points	42-0	9/10/78	at Baltimore	
42 points	45-3	11/24/86	N.Y. JETS	
42 points	42-0	10/11/87	KANSAS CITY	
7. 41 points	55-14	11/24/77	at St. Louis	
8. 38 points	45-7	12/20/70	BUFFALO	
38 points	41-3	10/17/71	NEW ENGLAND	
38 points	52-14	9/3/95	N.Y. JETS	

...OF DEFEAT				
MARGIN	SCORE	DATE	OPPONENT	
1. 55 points	62-7	1/15/00	at Jacksonville*	
2. 49 points	59-10	9/8/19	BALTIMORE	
3. 45 points	48-3	9/28/68	KANSAS CITY	
4. 43 points	43-0	9/15/19	NEW ENGLAND	
5. 41 points	41-0	10/8/67	at Kansas City	
41 points	41-0	12/14/97	at Indianapolis	
7. 40 points	40-0	10/26/17	at Baltimore	
8. 35 points	35-0	11/1/70	at Baltimore	
35 points	42-7	10/13/91	at Kansas City	
35 points	38-3	1/9/99	at Denver*	
35 points	35-0	9/19/21	vs. Buffalo	

\* Playoff Game



## DOLPHINS HOME AND AWAY

(Regular Season)

YEAR	HOME	PCT.	ROAD	PCT.	OVERALL	PCT.
1966	2-5	.286	1-6	.143	3-11	.214
1967	4-3	.571	0-7	.000	4-10	.286
1968	1-5-1	.214	4-3	.571	5-8-1	.393
1969	2-4-1*	.357	1-6*	.143	3-10-1	.250
1970	6-1	.857	4-3	.571	10-4	.714
1971	6-1	.857	4-2-1	.643	10-3-1	.750
1972	7-0	1.000	7-0	1.000	14-0	1.000
1973	7-0	1.000	5-2	.714	12-2	.857
1974	7-0	1.000	4-3	.571	11-3	.786
1975	5-2	.714	5-2	.714	10-4	.714
1976	3-4	.429	3-4	.429	6-8	.429
1977	6-1	.857	4-3	.571	10-4	.714
1978	7-1	.875	4-4	.500	11-5	.688
1979	6-2	.750	4-4	.500	10-6	.625
1980	5-3	.625	3-5	.375	8-8	.500
1981	6-1-1	.813	5-3	.625	11-4-1	.719
1982	4-0	1.000	3-2	.600	7-2	.778
1983	7-1	.875	5-3	.625	12-4	.750
1984	7-1	.875	7-1	.875	14-2	.875
1985	8-0	1.000	4-4	.500	12-4	.750
1986	4-4	.500	4-4	.500	8-8	.500
1987	4-3	.571	4-4	.500	8-7	.533
1988	4-4	.500	2-6	.250	6-10	.375
1989	4-4	.500	4-4	.500	8-8	.500
1990	7-1	.875	5-3	.625	12-4	.750
1991	5-3	.625	3-5	.375	8-8	.500
1992	6-2	.750	5-3	.625	11-5	.688
1993	4-4	.500	5-3	.625	9-7	.563
1994	6-2	.750	4-4	.500	10-6	.625
1995	5-3	.625	4-4	.500	9-7	.563
1996	4-4	.500	4-4	.500	8-8	.500
1997	6-2	.750	3-5	.375	9-7	.563
1998	7-1	.875	3-5	.375	10-6	.625
1999	5-3	.625	4-4	.500	9-7	.563
2000	5-3	.625	6-2	.750	11-5	.688
2001	7-1	.875	4-4	.500	11-5	.688
2002	7-1	.875	2-6	.250	9-7	.563
2003	4-4	.500	6-2	.750	10-6	.625
2004	3-5	.375	1-7	.125	4-12	.250
2005	5-3	.625	4-4	.500	9-7	.563
2006	4-4	.500	2-6	.250	6-10	.375
2007	1-7#	.125	0-8	.000	1-15	.063
2008	5-3	.625	6-2	.750	11-5	.688
2009	4-4	.500	3-5	.375	7-9	.438
2010	1-7	.125	6-2	.750	7-9	.438
2011	4-4	.500	2-6	.250	6-10	.375
2012	5-3	.625	2-6	.250	7-9	.438
2013	4-4	.500	4-4	.500	8-8	.500
2014	4-4	.500	4-4@	.500	8-8	.500
2015	3-5^	.375	3-5	.375	6-10	.375
2016	6-2	.750	4-4	.500	10-6	.625
2017	4-4&	.500	2-6	.250	6-10	.375
2018	6-2	.750	1-7	.125	7-9	.438
2019	3-5	.375	2-6	.250	5-11	.313
2020	5-3	.625	5-3	.625	10-6	.625
2021	6-3	.667	3-5\$	.375	9-8	.529
<b>3TOTALS</b>	<b>273-156-3</b>	<b>.635</b>	<b>203-229-1</b>	<b>.470</b>	<b>476-385-4</b>	<b>.553</b>

\* Includes 38-23 loss to Boston at Tampa. # Includes 13-10 loss to N.Y. Giants at London, England. @ Includes 38-14 win over Oakland at London, England. ^ Includes 27-14 loss to N.Y. Jets at London, England. & Includes 20-0 loss to New Orleans at London, England. \$ Includes 20-23 loss to Jacksonville at London, England.



## DOLPHINS MONTH BY MONTH

(Regular Season)

YEAR	SEPTEMBER	OCTOBER	NOVEMBER	DECEMBER	JANUARY	RECORD
1966	0-3	2-2	0-4	1-2	0-0	3-11
1967	1-1	0-4	1-3	2-2	0-0	4-10
1968	0-3	2-1-1	2-2	1-2	0-0	5-8-1
1969	0-3	1-2-1	1-4	1-1	0-0	3-10-1
1970	1-1	3-1	3-2	3-0	0-0	10-4
1971	1-0-1	4-1	4-0	1-2	0-0	10-3-1
1972	2-0	5-0	4-0	3-0	0-0	14-0
1973	2-1	4-0	4-0	2-1	0-0	12-2
1974	2-1	3-1	3-1	3-0	0-0	11-3
1975	1-1	4-0	2-2	3-1	0-0	10-4
1976	2-1	2-3	1-3	1-1	0-0	6-8
1977	2-0	3-2	3-1	2-1	0-0	10-4
1978	2-2	4-1	2-2	3-0	0-0	11-5
1979	4-1	2-2	3-2	1-1	0-0	10-6
1980	3-1	1-3	2-3	2-1	0-0	8-8
1981	4-0	1-2-1	3-2	3-0	0-0	11-4-1
1982	2-0	0-0	1-1	3-1	1-0	7-2
1983	3-1	3-2	3-1	3-0	0-0	12-4
1984	5-0	4-0	3-1	2-1	0-0	14-2
1985	3-1	2-2	3-1	4-0	0-0	12-4
1986	1-3	2-2	3-2	2-1	0-0	8-8
1987	1-1	1-3	3-2	3-1	0-0	8-7
1988	1-3	4-1	0-4	1-2	0-0	6-10
1989	1-2	3-2	3-1	1-3	0-0	8-8
1990	3-1	3-0	3-1	3-2	0-0	12-4
1991	2-3	1-2	3-1	2-2	0-0	8-8
1992	3-0	3-1	2-3	3-1	0-0	11-5
1993	2-1	4-0	3-1	0-4	0-1	9-7
1994	3-1	3-1	2-2	2-2	0-0	10-6
1995	3-0	2-3	1-3	3-1	0-0	9-7
1996	3-1	1-3	2-2	2-2	0-0	8-8
1997	2-2*	3-1	3-2	1-2	0-0	9-7
1998	3-0	2-2	3-2	2-2	0-0	10-6
1999	2-0	4-1	2-2	1-3	0-1	9-7
2000	3-1	3-1	3-1	2-2	0-0	11-5
2001	2-1	2-1	3-1	3-2	1-0	11-5
2002	3-1	2-1	2-2	2-3	0-0	9-7
2003	2-1	3-1	3-2	2-2	0-0	10-6
2004	0-3	1-3	1-3	2-2	0-1	4-12
2005	2-1	1-3	1-3	4-0	1-0	9-7
2006	1-2	0-4	4-0	1-4	0-0	6-10
2007	0-4	0-4	0-3	1-4	0-0	1-15
2008	1-2	2-2	4-1	4-0	0-0	11-5
2009	0-3	2-1	3-2	2-2	0-1	7-9
2010	2-1	2-2	2-2	1-3	0-1	7-9
2011	0-3	0-4	3-1	2-2	1-0	6-10
2012	1-3	3-0	1-3	2-3	0-0	7-9
2013	3-1	1-3	1-2	3-2	0-0	8-8
2014	2-2	2-1	2-2	2-3	0-0	8-8
2015	1-2	2-2	1-3	1-3	1-0	6-10
2016	1-3	2-1	4-0	3-1	0-1	10-6
2017	1-1	3-2	0-4	2-3	0-0	6-10
2018	3-1	1-3	1-2	2-3	0-0	7-9
2019	0-4	0-3	2-2	3-2	0-0	5-11
2020	1-2	2-1	4-1	3-1	0-1	10-6
2021	1-2	0-5	4-0	3-0	1-1	9-8
<b>TOTALS</b>	<b>100-83-1</b>	<b>120-99-3</b>	<b>130-103</b>	<b>120-92</b>	<b>6-8</b>	<b>476-385-4</b>

\* includes August 31, 1997, 16-10 win over Indianapolis



## PRIME TIME DOLPHINS

YEAR	DATE	OPPONENT	SCORE	W/L	NETWORK	ATTENDANCE
1970	Mon., Nov. 30	at Atlanta	20-7	W	ABC	53,303
1971	Mon., Nov. 29	CHICAGO	34-3	W	ABC	73,071
1972	Mon., Nov. 27	ST. LOUIS	31-10	W	ABC	78,190
1973	Mon., Oct. 15	at Cleveland	17-9	W	ABC	72,070
1973	Mon., Dec. 3	PITTSBURGH	30-26	W	ABC	68,901
1974	Mon., Oct. 7	N.Y. JETS	21-17	W	ABC	61,527
1974	Mon., Dec. 2	CINCINNATI	24-3	W	ABC	71,962
1975	Mon., Sept. 22	OAKLAND	21-31	L	ABC	78,744
1975	Mon., Dec. 1	NEW ENGLAND	20-7	W	ABC	61,963
1976	Mon., Sept. 13	at Buffalo	30-21	W	ABC	77,683
1976	Mon., Nov. 22	BALTIMORE	16-17	L	ABC	62,104
1977	Mon., Dec. 5	BALTIMORE	17-6	W	ABC	68,977
1978	Mon., Oct. 9	CINCINNATI	21-0	W	ABC	54,729
1978	Mon., Nov. 20	at Houston	30-35	L	ABC	50,290
1978	Mon., Dec. 18	NEW ENGLAND	23-3	W	ABC	72,071
1979	Mon., Oct. 8	at Oakland	3-13	L	ABC	52,419
1979	Mon., Nov. 5	HOUSTON	6-9	L	ABC	70,273
1979	Thur., Nov. 29	NEW ENGLAND	39-24	W	ABC	69,174
1980	Mon., Oct. 27	at N.Y. Jets	14-17	L	ABC	53,046
1980	Thur., Nov. 20	SAN DIEGO	24-27	L (OT)	ABC	63,013
1980	Mon., Dec. 8	NEW ENGLAND	16-13	W (OT)	ABC	63,292
1981	Thur., Sept. 10	PITTSBURGH	30-10	W	ABC	74,190
1981	Mon., Oct. 12	at Buffalo	21-31	L	ABC	78,576
1981	Mon., Nov. 30	PHILADELPHIA	13-10	W	ABC	67,797
1982	Mon., Nov. 29	at Tampa Bay	17-23	L	ABC	54,854
1982	Mon., Dec. 27	BUFFALO	27-10	W	ABC	73,924
1983	Mon., Sept. 19	at L.A. Raiders	14-27	L	ABC	57,796
1983	Mon., Nov. 28	CINCINNATI	38-14	W	ABC	74,506
1983	Fri., Dec. 16	N.Y. JETS	34-14	W	ABC	59,975
1984	Mon., Sept. 17	at Buffalo	21-17	W	ABC	65,455
1984	Mon., Nov. 26	N.Y. JETS	28-17	W	ABC	74,884
1984	Mon., Dec. 17	DALLAS	28-21	W	ABC	74,139
1985	Mon., Oct. 14	at N.Y. Jets	7-23	L	ABC	73,807
1985	Mon., Dec. 2	CHICAGO	38-24	W	ABC	75,594
1985	Mon., Dec. 16	NEW ENGLAND	30-27	W	ABC	69,489
1986	Mon., Nov. 10	at Cleveland	16-26	L	ABC	77,949
1986	Mon., Nov. 24	N.Y. JETS	45-3	W	ABC	70,206
1986	Mon., Dec. 22	NEW ENGLAND	27-34	L	ABC	74,516
1987	Sun., Nov. 22	at Dallas	20-14	W	ESPN	56,519
1987	Mon., Dec. 7	N.Y. JETS	37-28	W	ABC	62,592
1987	Sun., Dec. 20	WASHINGTON	23-21	W	ESPN	65,715
1987	Mon., Dec. 28	NEW ENGLAND	10-24	L	ABC	61,192
1988	Mon., Nov. 14	BUFFALO	6-31	L	ABC	67,091
1988	Sun., Nov. 20	NEW ENGLAND	3-6	L	ESPN	53,526
1988	Mon., Dec. 12	CLEVELAND	38-31	W	ABC	61,884
1989	Sun., Dec. 10	NEW ENGLAND	31-10	W	ESPN	55,918
1990	Thur., Oct. 18	NEW ENGLAND	17-10	W	TNT	62,630
1990	Mon., Nov. 19	L.A. RAIDERS	10-13	L	ABC	70,553
1990	Sun., Dec. 9	PHILADELPHIA	23-20	W (OT)	ESPN	67,034
1991	Sun., Nov. 10	NEW ENGLAND	30-20	W	ESPN	56,065
1991	Mon., Nov. 18	BUFFALO	27-41	L	ABC	71,062
1991	Mon., Dec. 9	CINCINNATI	37-13	W	ABC	60,616
1992	Mon., Sept 14	at Cleveland	27-23	W	ABC	74,765
1992	Mon., Nov. 16	BUFFALO	20-26	L	ABC	70,629
1992	Mon., Dec. 14	L.A. RAIDERS	20-7	W	ABC	67,098
1992	Sun., Dec. 20	N.Y. JETS	19-17	W	ESPN	68,275
1993	Mon., Oct. 4	WASHINGTON	17-10	W	ABC	68,568
1993	Sun., Oct. 24	INDIANAPOLIS	41-27	W	TNT	57,301
1993	Mon., Dec. 13	PITTSBURGH	20-21	L	ABC	70,232
1993	Mon., Dec. 27	at San Diego	20-45	L	ABC	60,311
1994	Sun., Oct. 2	at Cincinnati	23-7	W	TNT	55,056
1994	Sun., Dec. 4	BUFFALO	31-42	L	ESPN	69,358
1994	Mon., Dec. 12	KANSAS CITY	45-28	W	ABC	71,578



## PRIME TIME DOLPHINS

YEAR	DATE	OPPONENT	SCORE	W/L	NETWORK	ATTENDANCE
1994	Sun., Dec. 25	DETROIT	27-20	W	ESPN	70,980
1995	Mon., Sept. 18	PITTSBURGH	23-10	W	ABC	72,874
1995	Sun., Nov. 5	at San Diego	24-14	W	ESPN	61,996
1995	Mon., Nov. 20	SAN FRANCISCO	20-44	L	ABC	73,080
1995	Mon., Dec. 11	KANSAS CITY	13-6	W	ABC	70,321
1996	Sun., Sept. 8	at Arizona	38-10	W	TNT	55,444
1996	Mon., Sept. 23	at Indianapolis	6-10	L	ABC	60,891
1996	Mon., Nov. 25	PITTSBURGH	17-24	L	ABC	73,489
1996	Mon., Dec. 16	BUFFALO	16-14	W	ABC	67,016
1997	Sun., Sept. 21	at Tampa Bay	21-31	L	TNT	73,314
1997	Mon., Oct. 27	CHICAGO*	33-36	L (OT)	ABC	73,156
1997	Mon., Nov. 17	BUFFALO	30-13	W	ABC	74,155
1997	Sun., Dec. 7	DETROIT	33-30	W	ESPN	72,266
1997	Mon., Dec. 22	NEW ENGLAND	12-14	L	ABC	74,379
1998	Mon., Oct. 12	at Jacksonville	21-28	L	ABC	74,051
1998	Mon., Nov. 23	at New England	23-26	L	ABC	58,729
1998	Sun., Dec. 13	N.Y. JETS	16-21	L	ESPN	74,369
1998	Mon., Dec. 21	DENVER	31-21	W	ABC	74,363
1999	Mon., Sept. 13	at Denver	38-21	W	ABC	75,623
1999	Mon., Oct. 4	BUFFALO	18-23	L	ABC	74,073
1999	Sun., Nov. 7	TENNESSEE	17-0	W	ESPN	74,109
1999	Mon., Dec. 27	N.Y. JETS	31-38	L	ABC	74,230
2000	Sun., Sept. 17	BALTIMORE	19-6	W	ESPN	73,464
2000	Mon., Oct. 23	at N.Y. Jets	37-40	L (OT)	ABC	78,389
2001	Sun., Sept. 9	at Tennessee	31-23	W	ESPN	68,798
2001	Mon., Dec. 10	INDIANAPOLIS	41-6	W	ABC	73,858
2002	Sun., Oct. 13	at Denver	24-22	W	ESPN	75,941
2002	Mon., Nov. 4	at Green Bay	10-24	L	ABC	63,284
2002	Sun., Nov. 10	at N.Y. Jets	10-13	L	ESPN	78,920
2002	Mon., Dec. 9	CHICAGO	27-9	W	ABC	73,609
2003	Sun., Sept. 21	BUFFALO	17-7	W	ESPN	73,458
2003	Mon., Oct. 27	at San Diego#	26-10	W	ABC	73,014
2003	Sun., Nov. 23	WASHINGTON	24-23	W	ESPN	73,578
2003	Mon., Dec. 15	PHILADELPHIA	27-34	L	ABC	73,780
2004	Sun., Sept. 19	at Cincinnati	13-16	L	ESPN	65,705
2004	Sun., Sept. 26	PITTSBURGH@	3-13	L	CBS	72,225
2004	Mon., Nov. 1	at N.Y. Jets	14-41	L	ABC	78,216
2004	Mon., Dec. 20	NEW ENGLAND	29-28	W	ABC	73,629
2004	Sun., Dec. 26	CLEVELAND	10-7	W	ESPN	73,169
2005	Fri., Oct. 21	KANSAS CITY%	20-30	L	CBS	68,350
2006	Thur., Sept. 7	at Pittsburgh	17-28	L	NBC	64,927
2006	Mon., Dec. 25	N.Y. JETS	10-13	L	ESPN	73,500
2007	Mon., Nov. 26	at Pittsburgh	0-3	L	ESPN	57,704
2009	Mon., Sept. 21	INDIANAPOLIS	23-27	L	ESPN	66,227
2009	Mon., Oct. 12	N.Y. JETS	31-27	W	ESPN	69,767
2009	Thur., Nov. 19	at Carolina	24-17	W	NFLN	73,475
2010	Sun., Sept. 26	N.Y. JETS	23-31	L	NBC	70,481
2010	Mon., Oct. 4	NEW ENGLAND	14-41	L	ESPN	69,090
2010	Thur., Nov. 18	CHICAGO	0-16	L	NFLN	68,752
2011	Mon., Sept. 12	NEW ENGLAND	24-38	L	ESPN	66,860
2011	Mon., Oct. 17	at N.Y. Jets	6-24	L	ESPN	78,912
2012	Thurs., Nov. 11	at Buffalo	14-19	L	NFLN	69,118
2013	Mon., Sept. 30	at New Orleans	17-38	L	ESPN	73,118
2013	Thur., Oct. 31	Cincinnati	22-20	W (OT)	NFLN	52,388
2013	Mon. Nov. 11	at Tampa Bay	19-22	L	ESPN	64,448
2014	Thurs., Nov. 13	BUFFALO	22-9	W	NFLN	71,573
2014	Mon., Dec. 1	at N.Y. Jets	16-13	W	ESPN	78,160
2015	Thur., Oct. 29	at New England	7-36	L	NFLN	66,829
2015	Mon., Dec. 14	N.Y. Giants	24-31	L	ESPN	65,408
2016	Thur., Sept. 29	at Cincinnati	7-22	L	NFLN	60,834
2016	Sat., Dec. 17	at N.Y. Jets	34-13	W	NFLN	78,160
2017	Thur., Oct. 26	at Baltimore	0-40	L	CBS/NFLN/ Amazon	70,408
2017	Sun., Nov. 5	OAKLAND	24-27	L	NBC	65,139





YEAR	DATE	OPPONENT	SCORE	W/L	NETWORK	ATTENDANCE
2017	Mon., Nov. 13	at Carolina	21-45	L	ESPN	72,790
2017	Mon., Dec. 11	NEW ENGLAND	27-20	W	ESPN	65,548
2018	Thur., Oct. 25	at Houston	23-42	L	FOX/NFLN/ Amazon	71,726
2019	Mon., Oct. 28	at Pittsburgh	14-27	L	ESPN	59,244
2020	Thur., Sept. 24	at Jacksonville	31-13	W	NFLN	16,563
2020	Sat., Dec. 26	at Las Vegas	26-25	W	NFLN	0
2021	Thur., Nov. 11	BALTIMORE	22-10	W	FOX/NFLN/ Amazon	65,948
2021	Mon., Dec. 27	at New Orleans	20-3	W	ESPN	69,170

**TOTALS: 43-43 Monday Night (34-22 home, 9-21 road); 29-18 Other (19-9 home, 10-9 road)**

\* Game originally scheduled for Sun., Oct. 26 postponed to Mon., Oct. 27 due to Game 7 of World Series.

# Game played at Sun Devil Stadium in Tempe, Ariz. due to California wildfires.

@ Game originally scheduled to start at 1:00 p.m. but moved back to 8:30 p.m. because of Hurricane Jeanne.

% Game originally scheduled for Sunday, October 23 at 1:00 p.m. but moved up to Friday, October 21 at 7:00 p.m. because of the impending arrival of Hurricane Wilma.

## DOLPHINS' 10 LARGEST CROWDS

(Regular Season and Postseason games only)

1966-96 = actual attendance

1997-2021 = paid attendance

### HOME (Modernized Hard Rock Stadium, 2015-21)@

ATTENDANCE	DATE	OPPONENT	RESULT	W/L
1. 66,514	1/9/22	New England	33-24	W
2. 66,163	1/1/17	New England	14-35	L
3. 66,087	12/9/18	New England	34-33	W
4. 66,035	12/19/21	N.Y. Jets	31-24	W
5. 65,948	11/11/21	Baltimore	22-10	W
6. 65,898	12/5/21	N. Y. Giants	20-9	W
7. 65,856	11/27/16	San Francisco	31-24	W
8. 65,798	12/23/18	Jacksonville	7-17	L
9. 65,791	10/14/18	Chicago	31-28 (OT)	W
10. 65,750	12/11/16	Arizona	26-23	W

### HOME (Hard Rock Stadium, 1987-14)@

ATTENDANCE	DATE	OPPONENT	RESULT	W/L
1. 75,283	10/27/96	Dallas	10-29	L
2. 74,379	12/22/97	New England	12-14	L
3. 74,369	12/13/98	N.Y. Jets	16-21	L
4. 74,363	12/21/98	Denver	31-21	W
5. 74,320	11/19/00	N.Y. Jets	3-20	L
6. 74,307	12/10/00	Tampa Bay	13-16	L
7. 74,295	11/21/99	New England	27-17	W
8. 74,259	11/18/01	N.Y. Jets	0-24	L
9. 74,240	1/4/09	*Baltimore	9-27	L
10. 74,230	12/27/99	N.Y. Jets	31-38	L

### HOME (Orange Bowl, 1966-86)

ATTENDANCE	DATE	OPPONENT	RESULT	W/L
1. 78,939	1/2/72	*Baltimore	21-0	W
2. 78,914	11/19/72	N.Y. Jets	28-24	W
3. 78,744	9/22/75	Oakland	21-31	L
4. 78,196	12/24/72	*Cleveland	20-14	W
5. 77,596	10/15/72	San Diego	24-10	W
6. 76,801	11/27/72	St. Louis	31-10	W
7. 76,696	12/16/72	Baltimore	16-0	W
8. 76,029	1/6/85	*Pittsburgh	45-28	W
9. 75,770	12/23/73	*Cincinnati	34-16	W
10. 75,594	12/2/85	Chicago	38-24	W



## DOLPHINS' 10 LARGEST CROWDS

ROAD				
ATTENDANCE	DATE	OPPONENT	RESULT	W/L
1. 103,667	1/30/83	**Washington (at Pasadena)	17-27	L
2. 90,163	9/9/07	Washington	13-16 (OT)	L
3. 90,127	9/22/19	Dallas	6-31	L
4. 87,418	11/24/11	Dallas	19-20	L
5. 85,462	1/14/73	**Washington (at L.A.)	14-7	W
6. 84,059	1/20/85	**San Francisco (at Stanford)	16-38	L
7. 83,483	11/20/16	Los Angeles	14-10	W
8. 83,436	9/28/14	Oakland (at London, Eng.)	38-14	W
9. 80,591	1/16/72	**Dallas (at New Orleans)	3-24	L
10. 80,374	11/18/79	Cleveland	24-30	L

\* Playoff Game    \*Super Bowl

@ 81,176 saw the Dolphins and Giants play on October 28, 2007 at London's Wembley Stadium, which was designated as a Dolphins home game. 83,986 saw the Dolphins and Jets play on October 4, 2015 at London's Wembley Stadium, which was designated as a Dolphins home game. 84,423 saw the Dolphins and Saints play on October 1, 2017 at London's Wembley Stadium, which was designated as a Dolphins home game.

NOTE: The largest attendance for a Dolphins game was 104,629 for a preseason game against Denver in Mexico City on Aug. 4, 1997.

## DOLPHINS' COLDEST/WARMEST GAMES

COLDEST GAMES				
DATE	TEAM	W/L	SCORE	CONDITIONS
12/21/08	at Kansas City	W	38-31	10°, sunny
12/11/77	at New England	L	10-14	14°, clear
1/8/17	*at Pittsburgh	L	12-30	17°, partly cloudy
12/12/82	at New England	L	0-3	22°, snowy
12/17/17	at Buffalo	L	16-24	22°, mostly cloudy
12/8/85	at Green Bay	W	34-24	23°, cloudy
12/18/88	at Pittsburgh	L	24-40	23°, overcast, light snow
12/3/89	at Kansas City	L	21-26	23°, clear
12/27/92	at New England (OT)	W	16-13	23°, clear
12/24/17	at Kansas City	L	13-29	23°, cloudy

\* Playoff Game


NOTE: Coldest game in Miami was 12/24/89 vs. Kansas City (27-24 win by Chiefs): 40° and clear.

WARMEST GAMES				
DATE	TEAM	W/L	SCORE	CONDITIONS
9/8/96	at Arizona	W	38-10	101°, night and dry
10/9/88	at L.A. Raiders	W	24-14	96°, clear and dry
9/3/95	N.Y. JETS	W	52-14	94°, mostly sunny
10/9/66	at Oakland	L	10-21	93°, sunny
8/19/83	**at Washington	W	38-7	93°, fair and muggy
9/1/96	NEW ENGLAND	W	24-10	93°, mostly sunny
9/17/72	at Kansas City	W	20-10	91°, sunny
9/24/89	N.Y. JETS	L	33-40	91°, partly sunny
9/18/95	PITTSBURGH	W	23-10	91°, partly cloudy
9/8/19	BALTIMORE	L	10-59	91°, mostly cloudy
9/28/80	NEW ORLEANS	W	21-16	90°, partly cloudy
9/4/83	at Buffalo	W	12-0	90°, sunny
9/14/86	INDIANAPOLIS	W	30-10	90°, sunny
8/17/17	**BALTIMORE	L	7-31	90°, partly cloudy
9/23/18	OAKLAND	W	28-20	90°, partly cloudy
9/20/20	BUFFALO	L	28-31	90°, cloudy

\*\* Preseason Game



## DOLPHINS IN THE HALL OF FAME



**DON SHULA**  
Coach • Inducted: 1997



**NICK BUONICONTI**  
#85 • LB • Inducted: 2001



**LARRY CSONKA**  
#39 • FB • Inducted: 1987



**BOB GRIESE**  
#12 • QB • Inducted: 1990



**JIM LANGER**  
#62 • C • Inducted: 1987



**LARRY LITTLE**  
#66 • G • Inducted: 1993



**DAN MARINO**  
#13 • QB • Inducted: 2005



**DWIGHT STEPHENSON**  
#57 • C • Inducted: 1998



**JASON TAYLOR**  
#99 • DE • Inducted: 2017



**PAUL WARFIELD**  
#42 • WR • Inducted: 1983

## OTHER DOLPHINS HALL OF FAMERS



**BOBBY BEATHARD**  
Coach/Exec • Inducted: 2018



**CRIS CARTER**  
WR • Inducted: 2013



**JIMMY JOHNSON**  
Coach/Exec • Inducted: 2020



**BILL PARCELLS**  
Coach/Exec • Inducted: 2013



**JUNIOR SEAU**  
LB • Inducted: 2015



**THURMAN THOMAS**  
RB • Inducted: 2007



**GEORGE YOUNG**  
Coach/Exec • Inducted: 2020

## DOLPHINS RETIRED JERSEYS

12

BOB GRIESE

13

DAN MARINO

39

LARRY CSONKA