



2021 Houston Texans Season In Review

Regular Season Record: 4-13 (2-7 at home, 2-6 on the road)



SEASON SUMMARY

The Houston Texans finished the 2021 season with a 4-13 record, including 2-7 at home and 2-6 on the road. The Texans ended the season with a 3-3 split against divisional opponents, finishing third overall in the AFC South.

Houston entered the 2021 campaign with 31 new players on the active roster, including five rookie draft picks and 26 veteran acquisitions. All five rookie selections started at least two games throughout the year, including 11 starts made by QB **Davis Mills**. The Stanford product finished the season with 2,664 passing yards, a Texans rookie record, after completing 263-of-394 attempts (66.8 pct.) for 16 touchdowns, 10 interceptions and a 88.8 passer rating. Mills led the NFL with a 116.8 passer rating in the red zone and became the only rookie quarterback since the 1950 season to finish three separate games with at least 250 passing yards, two touchdown passes and a passer rating of 130-or-higher.

Veteran WR **Brandin Cooks** provided a reliable target for Mills throughout the season, recording a career-high 90 receptions for 1,037 yards (11.5 avg.) and six touchdowns. He posted his sixth career season with 1,000-plus receiving yards, tied for second-most in the NFL since entering the league in 2014, and became the third player in Texans history to reach the mark in consecutive seasons.

On the defensive side of the ball, Houston recorded 17 total interceptions, tied for eighth in the NFL and third-most in franchise history. Eleven separate defenders tallied at least one interception, more than any team in the NFL this season. LB **Kamu-Grugier Hill** led the team with 106 tackles, including a career-high 13 tackles for loss that ranked second in the NFL among inside linebackers. Second-year DL **Jonathan Greenard** posted a team-high 8.0 sacks, recording 1.0 sack for every 25.1 pass rushing down he played, the fourth-highest rate in the league among players with at least 150 pass rushing snaps.

DB/KR **Tremon Smith** earned his first career AFC Special Teams Player of the Week award at Jacksonville in Week 15, rattling off a 98-yard kickoff return for a touchdown while adding a special teams tackle, a downed punt and a tackle on defense. DB **Tavierre Thomas** followed up with his own award, receiving AFC Defensive Player of the Week honors after registering eight tackles (six solo), one pass defensed and an interception returned 48 yards for a touchdown vs. the Los Angeles Chargers in Week 16.

2021 SCHEDULE

Day	Date	Opponent	Result	Score
Sunday	Sept. 12	JACKSONVILLE JAGUARS	W	37-21
Sunday	Sept. 19	at Cleveland Browns	L	31-21
Thursday	Sept. 23	CAROLINA PANTHERS	L	24-10
Sunday	Oct. 3	at Buffalo Bills	L	40-0
Sunday	Oct. 10	NEW ENGLAND PATRIOTS	L	25-22
Sunday	Oct. 17	at Indianapolis Colts	L	31-3
Sunday	Oct. 24	at Arizona Cardinals	L	31-5
Sunday	Oct. 31	LOS ANGELES RAMS	L	38-22
Sunday	Nov. 7	at Miami Dolphins	L	17-9
	BYE			
Sunday	Nov. 21	at Tennessee Titans	W	22-13
Sunday	Nov. 28	NEW YORK JETS	L	22-14
Sunday	Dec. 5	INDIANAPOLIS COLTS	L	31-0
Sunday	Dec. 12	SEATTLE SEAHAWKS	L	33-13
Sunday	Dec. 19	at Jacksonville Jaguars	W	30-16
Sunday	Dec. 26	LOS ANGELES CHARGERS	W	41-29
Sunday	Jan. 2	at San Francisco 49ers	L	23-7
Sunday	Jan. 9	TENNESSEE TITANS	L	28-25

TABLE OF CONTENTS

Season Summary	1
Media Information	2
2022 Opponents & Important Dates	3
Texans Offensive Statistics	4
Texans Defensive Statistics	5
Texans Care	6-7
2021 Schedule Recap	8-13
By The Numbers	14
Team Notes	15-23
2021 NFL Standings	24
2021 Texans Transactions	25-28
Texans Rosters & Unofficial Depth Chart	29-35
2021 Texans Starters & Participation	36-37
Miscellaneous Stats	38-65
Game Summaries	66-83
Texans Bios	84-237
Texans Records	238-293

HOUSTON TEXANS MEDIA SERVICES

HOUSTON TEXANS ON NFL OMG

The Texans media website is www.NFLOMG.com. Please follow the link and click on the Texans logo to access the team's page.

For customized access to the NFLOMG site, please utilize your email address as your username and "TexansMedia" as your password. If you have any issues accessing the site, please contact **Jackson Riebel** at jackson.riebel@houstontexans.com or (507) 272-9624 and **Evert Geerlings** at evert.geerlings@houstontexans.com. For generic access, please utilize the username "HoustonTexans" and password "TexansMedia".

The Texans' interactive site contains the complete 2021 Media Guide, all weekly game releases, player bios and rosters, Texans staff information and bios, weekly flip cards, a game tracker, all Texans team and individual records and statistics, Texans historical information, daily press releases, transcripts and much more.

The game releases and media guide were updated weekly during the season and available in a PDF format. On gamedays, the site hosts live statistics, updated player notes, postgame quotes and more. It is an easy-to-use, one-stop shop for all media needs and information regarding the Texans.

NFLOMG.COM

Username: (your email address)

Password: TexansMedia

HOUSTONTEXANS.COM

Fans can access coverage on www.HoustonTexans.com throughout the season on Texans TV. The Texans stream live video of press conferences as well as game highlights, interviews, in-depth team features, community recaps, NFL Network footage and much more.

HOUSTON TEXANS FTP FOOTAGE

The Texans regularly distribute press conference footage and b-roll packages via Dropbox. If you would like to be added to the distribution list, members of which receive emails when new content is uploaded, please contact **Brook Weber** at brook.weber@houstontexans.com.


TRANSCRIPTS

The Texans communications staff sends out transcripts of press conferences, and interviews throughout the offseason. To be added to the Texans email list, please contact **Sam Fristachi** at sam.fristachi@houstontexans.com. All transcripts will also be posted on the Houston Texans NFL OMG website at www.NFLOMG.com.

TEXANS PR ON TWITTER

For up-to-the-second news, press releases, transcripts, game information, bios, notes and a variety of other information on the Houston Texans, follow the Texans PR Department on Twitter: [@TexansPR](https://twitter.com/TexansPR).

HOUSTON TEXANS COMMUNICATIONS STAFF




Omar Majzoub
Director of
Communications



Lindsey Fox
Business & Internal
Communications Manager



Evert Geerlings
Football Communications
Manager



Jackson Riebel
Communications
Coordinator



Sam Fristachi
Communications
Intern



Brook Weber
Communications
Intern

CONTACTING THE TEXANS COMMUNICATIONS STAFF

Staff Member	Email	Phone
Omar Majzoub	omar.majzoub@houstontexans.com	281-900-5708
Lindsey Fox	lindsey.fox@houstontexans.com	713-269-2539
Evert Geerlings	evert.geerlings@houstontexans.com	616-821-7549
Jackson Riebel	Jackson.Riebel@houstontexans.com	507-272-9624
Sam Fristachi	sam.fristachi@houstontexans.com	516-996-4537
Brook Weber	brook.weber@houstontexans.com	903-830-0686

2022 OPPONENTS & IMPORTANT DATES

2022 TEXANS OPPONENTS

HOME OPPONENTS

Division	Team	2021 Record	2021 Road Record
NFC East	Philadelphia Eagles*	9-8	6-3
	Washington	7-10	4-5
AFC North	Cleveland Browns	8-9	2-6
AFC West	Kansas City Chiefs*	12-5	5-3
	Los Angeles Chargers	9-8	4-4
AFC South	Indianapolis Colts	9-8	5-3
	Jacksonville Jaguars	3-14	0-8
	Tennessee Titans*	12-5	5-3

ROAD OPPONENTS

Division	Team	2021 Record	2021 Home Record
NFC North	Chicago Bears	6-11	3-6
NFC East	Dallas Cowboys*	12-5	5-3
	New York Giants	4-13	3-5
AFC East	Miami Dolphins	9-8	6-3
AFC West	Denver Broncos	7-10	3-5
	Las Vegas Raiders*	10-7	5-4
AFC South	Indianapolis Colts	9-8	4-5
	Jacksonville Jaguars	3-14	3-6
	Tennessee Titans*	12-5	7-2

* Denotes 2021 playoff team

2022 OFFSEASON IMPORTANT DATES

Feb. 13	Super Bowl LVI (SoFi Stadium, Inglewood, Calif.)
Feb. 14	Waiver system begins for 2022
Feb. 22	Clubs may designate Franchise or Transition Players
March 1-7	NFL Scouting Combine (Lucas Oil Stadium, Indianapolis)
March 8	Deadline at 4 p.m. ET for clubs to designate Franchise or Transition Players
March 14-16	Negotiation Period
March 16	New League Year begins at 4 p.m. ET
March 27-30	Annual League Meeting (The Breakers, Palm Beach, Fla.)
April 4	Clubs with first-year head coach may begin offseason workout programs
April 18	Clubs with returning head coaches may begin offseason workout programs
April 28-30	NFL Draft (Las Vegas, Nev.)
May 2	Deadline for clubs to exercise Fifth-Year Option for players selected in first round of 2019 Draft
May 6-9 OR	Teams may elect to hold one three-day post-draft
May 13-16	Rookie Minicamp
May 23-25	Spring League Meetings (Location TBD)

2022 TENTATIVE DRAFT ORDER

#	Team	W	L	T	Pct.	Strength of Schedule
1	Jacksonville Jaguars	3	14	0	.176	.512
2	Detroit Lions	3	13	1	.206	.528
3	Houston Texans	4	13	0	.235	.498
4	New York Jets	4	13	0	.235	.512
5	New York Giants	4	13	0	.235	.536
6	Carolina Panthers	5	12	0	.294	.509
7	Chicago Bears*	6	11	0	.353	.524
8	Atlanta Falcons	7	10	0	.412	.472
9	Denver Broncos	7	10	0	.412	.484
10	Seattle Seahawks@	7	10	0	.412	.519
11	Washington Football Team	7	10	0	.412	.529
12	Minnesota Vikings	8	9	0	.471	.507
13	Cleveland Browns	8	9	0	.471	.514
14	Baltimore Ravens	8	9	0	.471	.531
15	Miami Dolphins [§]	9	8	0	.529	.464
16	Indianapolis Colts [§]	9	8	0	.529	.495
17	Los Angeles Chargers	9	8	0	.529	.510
18	New Orleans Saints	9	8	0	.529	.512
19	#Philadelphia Eagles	9	8	0	.529	.469
20	#Pittsburgh Steelers	9	7	1	.559	.521
21	#Cincinnati Bengals	10	7	0	.588	.472
22	#New England Patriots	10	7	0	.588	.481
23	#San Francisco 49ers^	10	7	0	.588	.500
24	#Las Vegas Raiders	10	7	0	.588	.510
25	#Buffalo Bills	11	6	0	.647	.472
26	#Arizona Cardinals	11	6	0	.647	.490
27	#Tennessee Titans	12	5	0	.706	.472
28	#Los Angeles Rams	12	5	0	.706	.483
29	#Dallas Cowboys	12	5	0	.706	.488
30	#Kansas City Chiefs	12	5	0	.706	.538
31	#Tampa Bay Buccaneers	13	4	0	.765	.467
32	#Green Bay Packers	13	4	0	.765	.479

subject to playoff results

* traded to New York Giants

@ traded to New York Jets

§ traded to Philadelphia Eagles

^ traded to Miami Dolphins

2021 TEXANS DEFENSIVE STATISTICS

2021 REGULAR SEASON HOUSTON TEXANS DEFENSIVE STATS
(THROUGH WEEK 18)

POS.	PLAYER	TKL.	AST.	TOTAL	TFL	SACKS/YDS.	QBH	FR	FF	INT./YDS.	PD
LB	K. Grugier-Hill	70	36	106	13	3.0/20.0	5	0	2	1/82	3
LB	C. Kirksey	55	38	93	6	0.0/0.0	2	2	0	1/1	8
DB	D. King II	62	24	86	1	0.0/0.0	0	0	1	3/25	6
DB	T. Thomas	46	32	78	1	0.0/0.0	1	0	1	2/48	4
DB	E. Murray	47	26	73	0	0.0/0.0	0	0	0	1/0	4
LB	Z. Cunningham	32	35	67	4	0.0/0.0	1	0	1	0/0	3
DB	J. Reid	39	25	64	2	0.0/0.0	0	0	1	2/45	4
DB	T. Mitchell	45	14	59	1	0.0/0.0	0	0	3	1/22	10
DB	L. Johnson Jr.	34	17	51	1	0.0/0.0	0	0	0	3/47	6
LB	N. Hewitt	32	19	51	1	0.0/0.0	1	0	0	0/0	0
DL	J. Greenard	23	10	33	9	8.0/50.0	12	0	2	0/0	4
DL	D. Walker	21	10	31	4	2.0/17.0	7	0	1	0/0	1
DL	R. Lopez	19	12	31	4	1.0/2.0	2	1	0	0/0	0
DL	M. Collins	18	10	28	9	2.5/22.0	7	1	0	1/0	1
DB	V. Hargreaves III	20	7	27	0	0.0/0.0	0	0	0	1/18	3
DL	J. Johnson	11	12	23	2	0.0/0.0	1	1	0	0/0	0
DL	J. Martin	11	12	23	5	4.0/25.0	6	0	2	0/0	3
DL	R. Blacklock	14	8	22	2	2.0/11.0	6	0	1	0/0	2
LB	G. Wallow	13	7	20	2	1.0/1.0	1	0	0	0/0	0
DL	J. Jenkins	9	11	20	4	2.5/24.0	5	0	0	0/0	0
DB	T. Brooks	12	4	16	0	0.0/0.0	0	0	0	0/0	1
DB	J. Owens	8	8	16	0	0.0/0.0	0	1	0	1/7	1
DB	T. Smith	8	5	13	0	0.0/0.0	0	0	0	0/0	0
DL	W. Mercilus	6	6	12	4	3.0/25.0	3	0	0	0/0	0
DL	C. Omenihu	8	3	11	1	0.0/0.0	3	0	0	0/0	0
LB	J. Thomas	8	2	10	0	0.0/0.0	0	0	0	0/0	0
DL	D. Rivers	7	2	9	2	1.0/11.0	1	0	0	0/0	0
DL	C. Smith	4	4	8	1	1.5/13.0	3	0	0	0/0	0
DL	M. Dwumfour	3	2	5	2	0.5/4.0	3	0	0	0/0	0
LB	K. Pierre-Louis	1	1	2	0	0.0/0.0	0	0	0	0/0	0
DL	V. Taylor	1	1	2	0	0.0/0.0	0	0	0	0/0	0
DB	A. Moore Jr.	0	2	2	0	0.0/0.0	0	0	0	0/0	0
LB	C. Strachan	0	2	2	0	0.0/0.0	0	0	0	0/0	0
LB	H. Nickerson	1	0	1	0	0.0/0.0	0	0	0	0/0	0
LB	E. Wilson	1	0	1	0	0.0/0.0	0	0	0	0/0	0
DL	X. Williams	0	1	1	0	0.0/0.0	0	0	0	0/0	0
TEXANS TOTALS		689	408	1,097	81	32.0/225.0	70	6	15	17/295	64
OPP. TOTALS		639	374	1,013	87	43.0/316.0	95	6	9	15/116	61

Assist.=Assist, TFL=Tackle for a Loss, QBH=Quarterback Hits, Int.=Interception, FR=Fumble Recovery, FF=Forced Fumble, PD=Pass Defense

2021 TEXANS SPECIAL TEAMS

PLAYER	TKL.	AST.	COMB.
Hewitt, Neville	5	4	9
Smith, Tremon	8	0	8
Pierre-Louis, Kevin	7	1	8
Thomas, Tavierre	5	3	8
Moore Jr., A.J.	7	0	7
King II, Desmond	6	1	7
Brooks, Terrence	4	1	5
Moore, Chris	2	3	5
Johnson Jr., Lonnie	4	0	4
Wallow, Garret	2	1	3
Murray, Eric	1	2	3
Freeman, Royce	2	0	2
Owens, Jonathan	2	0	2
Reid, Justin	2	0	2
Grugier-Hill, Kamu	1	1	2
Thomas, Joe	1	1	2
Weeks, Jon	1	1	2
Wilson, Eric	1	1	2
Moreland, Jimmy	0	2	2
Auclair, Antony	1	0	1
Brown, Pharaoh	1	0	1
Burkhead, Rex	1	0	1
Nickerson, Hardy	1	0	1
Arnold, Grayland	0	1	1
Mitchell, Terrance	0	1	1
Slye, Joey	0	1	1
Strachan, Connor	0	1	1
TOTALS	65	26	91

DEFENSIVE STATS BY RANK

SACKS		INTERCEPTIONS		TACKLES FOR LOSS		PASSES DEFENSED		QUARTERBACK HITS	
PLAYER	NO.	PLAYER	NO.	PLAYER	NO.	PLAYER	NO.	PLAYER	NO.
J. Greenard	8.0	L. Johnson Jr.	3	K. Grugier-Hill	13	T. Mitchell	10	J. Greenard	12
J. Martin	4.0	D. King II	3	M. Collins	9	C. Kirksey	8	M. Collins	7
K. Grugier-Hill	3.0	J. Reid	2	J. Greenard	9	L. Johnson Jr.	6	D. Walker	7
W. Mercilus	3.0	T. Thomas	2	C. Kirksey	6	D. King II	6	R. Blacklock	6
M. Collins	2.5	M. Collins	1	J. Martin	5	J. Greenard	4	J. Martin	6
J. Jenkins	2.5	K. Grugier-Hill	1	Z. Cunningham	4	E. Murray	4	K. Grugier-Hill	5
R. Blacklock	2.0	V. Hargreaves III	1	J. Jenkins	4	J. Reid	4	J. Jenkins	5
D. Walker	2.0	C. Kirksey	1	R. Lopez	4	T. Thomas	4	M. Dwumfour	3
C. Smith	1.5	T. Mitchell	1	W. Mercilus	4	Z. Cunningham	3	W. Mercilus	3
R. Lopez	1.0	E. Murray	1	D. Walker	4	K. Grugier-Hill	3	C. Omenihu	3
D. Rivers	1.0	J. Owens	1	R. Blacklock	2	V. Hargreaves III	3	C. Smith	3
G. Wallow	1.0			M. Dwumfour	2	J. Martin	3	C. Kirksey	2
M. Dwumfour	0.5			J. Johnson	2	R. Blacklock	2	R. Lopez	2
				J. Reid	2	T. Brooks	1	Z. Cunningham	1
				D. Rivers	2	M. Collins	1	N. Hewitt	1
				G. Wallow	2	J. Owens	1	J. Johnson	1
				N. Hewitt	1	D. Walker	1	D. Rivers	1
				L. Johnson Jr.	1			T. Thomas	1
				D. King II	1			G. Wallow	1
				T. Mitchell	1				
				C. Omenihu	1				
				C. Smith	1				
				T. Thomas	1				

TEXANS CARE

PLAY 60 DAY AT PRO-VISION ACADEMY

On Tuesday, Oct. 12, members of the Texans Rookie Class hosted PLAY 60 Day for students at Pro-Vision Academy to encourage getting out and getting active. The rookies, along with a Texas Children's Hospital sports medicine physician, talked with third, fourth and fifth graders about the importance of living a healthy lifestyle and led students in football drills.



KID'S WEEK - A CELEBRATION OF PLAY 60

On Tuesday, Oct. 27, Texans LB **Kamu Grugier-Hill** virtually visited Texas Children's Heart Center patients via a robot wearing his Texans jersey. Grugier-Hill met with patients of all ages via Zoom and had impactful conversations about sports, hobbies and cooking, while sharing words of encouragement and inspiration.



SALUTE TO SERVICE MONTH KICKOFF


To kick off Salute to Service month, WR **Danny Amendola**, DL **Roy Lopez** and DB **A.J. Moore Jr.**, in partnership with USAA, visited the U.S. Coast Guard Sector Houston-Galveston on Tuesday, Nov. 2. The players, TORO and Texans Cheerleaders experienced what a day looks like for those who are serving. They received a tour of a Coast Guard helicopter and boat, watched a search and rescue demonstration, and participated in a meet and greet with Coast Guard members.



TEXANS CARE

VA MEDICAL CENTER VISIT

On Monday, November 22, The Texans kicked off Salute to Service week presented by USAA with players, coaches, Lady Texans and their families handing out 200 meals to veterans and staff outside the Michael E. DeBakey VA Medical Center for Thanksgiving. In addition to meals, the team delivered Texans gear and a small gift to bring a little bit of comfort to veterans who are hospitalized during the holiday.



HOUSTON TEXANS AND PARTNERS AWARD \$400,000 TO 15 LOCAL NONPROFITS THROUGH INSPIRE CHANGE GRANT FUND

On Giving Tuesday, November 30, the Texans, ConocoPhillips, Coca-Cola Southwest Beverages and Miller Lite hosted a breakfast to surprise the 2021 Inspire Change Grant recipients. The Texans and their partners announced the creation of the Inspire Change Grant Fund in September to aid programs, seed projects and create partnerships that support social justice and racial equity efforts. The 15 local nonprofits and educational programs working to make a difference in the Houston community were awarded a portion of the \$400,000 fund and given a personalized football by Texans players and Legends.



MY CAUSE MY CLEATS

More than 30 Houston Texans players wore cleats that represented causes that are important to them in the team's Week 13 matchup against the Indianapolis Colts as a part of this year's My Cause My Cleats campaign. The Texans provided a cleat designer, SolesBySir, to customize a majority of the Texans players' cleats.



WEEK 1 - SEPT. 13 VS. JACKSONVILLE W, 37-21



- The Texans scored 37 points, marking the highest Week 1 point total in franchise history
- The offense gained 450 total yards (161 rushing, 289 passing), tied for the largest Week 1 total in franchise history
- Recorded three interceptions, marking the team's first game with three-plus interceptions since posting four vs. Tampa Bay on 12/21/19
- WR **Brandin Cooks** finished with five receptions for 132 yards (26.4 avg.), including 128 receiving yards in the first half, the fifth-highest first-half total in Texans history and the highest first-half total of his career
- RB **Mark Ingram**, RB **David Johnson** and RB **Phillip Lindsay** each scored against Jacksonville, marking the second time in franchise history (A. Foster, B. Tate, D. Ward, 11/12/11 at Tampa Bay) that three or more running backs have scored in a single game
- WR **Nico Collins**, DL **Roy Lopez** and LB **Garret Wallow** made their NFL debuts against the Jaguars

WEEK 2 - SEPT. 19 AT CLEVELAND L, 31-21



- The Texans recovered a fumble and recorded an interception, marking the team's second consecutive game with multiple takeaways
- Houston forced five turnovers through the first two games, tied for the third-most in franchise history through two games
- QB **Tyrod Taylor** completed 10-of-11 passes (90.9 percent) for 125 yards, one passing touchdown and one rushing score for a 144.3 passer rating before exiting the game with injury
- QB **Davis Mills** made his NFL debut in place of injured QB **Tyrod Taylor**, completing 8-of-18 passes (44.4 percent) for 102 yards, one touchdown and one interception). Completed his first career touchdown pass to WR **Brandin Cooks**
- DB **Justin Reid** finished with four tackles, an interception and forced fumble, his second career game with multiple forced takeaways
- LB **Kamu Grugier-Hill** led the team with nine tackles (six solo) and had one sack, three tackles for loss (tying his career high) and a forced fumble

WEEK 3 - SEPT. 23 VS. CAROLINA L, 24-9



- Finished with 3.0 sacks, tied for the fourth-highest total in a game by the Texans in 2021
- QB **Davis Mills** made the first start of his NFL career, completing 19-of-28 passes (67.9 percent) for 168 yards and one touchdown for a passer rating of 95.5
- WR **Brandin Cooks** finished with nine receptions for 112 yards (12.4 avg.), marking his fifth-consecutive game with 75-plus receiving yards dating back to the 2020 season
- DL **Jonathan Greenard** made his first start of the season and finished the game with four tackles (two solo) and notched a strip-sack on QB **Sam Darnold** for a loss of five yards, marking the second sack and first forced fumble of his career

2021 SCHEDULE RECAP

- The Texans recorded an interception on Buffalo's opening drive, moving their season total to seven takeaways, tied for the fifth-highest total in franchise history through four games
- DB **Lonnie Johnson Jr.** finished second on the team with eight tackles (five solo), his second-highest total of the season, and recorded his first NFL interception by picking off QB **Josh Allen** and returning it 32 yards to the Buffalo 13-yard line
- DB **Desmond King II** made his first start of the season and first as a Texan, leading the team with nine tackles (eight solo), one tackle for loss and one forced fumble
- DL **Whitney Mercilus** sacked QB **Josh Allen** for a loss of five yards, his third sack of the season, improving his career sack total to 57.0, the second-most in Texans history
- DB **Terrance Mitchell** posted five tackles (three solo), one pass defense and one forced fumble

WEEK 4 - OCT. 3 AT BUFFALO L, 31-21



- The Texans finished the game 3-of-3 (100 percent) on fourth down attempts, marking the fifth time in franchise history the team has converted three-plus fourth down tries in a single game
- Recorded two takeaways to move the season total to eight takeaways, tied for the fifth-highest total in franchise history through five games
- QB **Davis Mills** completed 21-of-29 passes (72.4 percent) for 313 yards, three touchdowns and a career-high passer rating of 141.7, becoming the first rookie quarterback in NFL history to finish a game with 300-plus passing yards, three-plus passing touchdowns and a passer rating of 140.0 or higher
- WR **Chris Moore** recorded five receptions for 109 yards (21.8 avg.), both career highs, including a career-long 67-yard touchdown pass from QB **Davis Mills**
- LB **Christian Kirksey** led the team with 10 tackles (four solo) and posted one pass defense
- DL **Jonathan Greenard** posted three tackles, one sack, two tackles for loss and one quarterback hit

WEEK 5 - OCT. 10 VS. NEW ENGLAND L, 25-22



- The Texans converted 9-of-17 (53 percent) third down attempts on offense, marking the third game of the season with a third-down rate of 50 percent or greater
- DL **Jonathan Greenard** finished second on the team with six tackles (five solo), his highest total of the season, and notched 2.0 sacks, marking the first multi-sack game of his career
- WR **Brandin Cooks** led the team in catches (nine) and receiving yards (89), his fourth game of the season with 75-plus receiving yards
- RB **Mark Ingram II** paced the Texans with 18 carries for 73 rushing yards (4.1 avg.), his second-highest rushing yardage total with the Texans in 2021
- WR **Andre Roberts** logged four kick returns for 91 yards (22.8 avg.), his most kick return yards in a game as a Texan
- LB **Kamu Grugier-Hill** led the team with seven tackles (four solo)

WEEK 6 - OCT. 17 AT INDIANAPOLIS L, 31-3



WEEK 7 - OCT. 24 AT ARIZONA L, 31-5




- The Texans recorded a safety on defense for the first time since Week 6 of the 2017 season against Cleveland
- Posted 4.0 sacks, tied for the highest team total in a game in 2021
- K **Ka’imi Fairbairn** connected on a 53-yard field goal attempt, his 15th career field goal of 50-plus yards, setting the franchise record for most career field goals from 50-plus yards
- DL **Jonathan Greenard** tallied four tackles (three solo), 2.0 sacks and one pass defended, marking his second consecutive game with multiple sacks
- DB **Lonnie Johnson Jr.** led the team and set a personal season high with nine tackles (six solo)
- DL **Maliek Collins** sacked QB **Kyler Murray** in the first quarter for a loss of 10 yards, giving him his first sack of the season and moving his career sack total to 15.5
- WR **Nico Collins** led the team in receiving yards for the first time in his career with 28 yards on two catches (14.0 avg.)

WEEK 8 - OCT. 31 VS. LOS ANGELES RAMS L, 38-22



- The Texans scored 22 unanswered points in the fourth quarter, tied for the second-highest fourth-quarter point total in franchise history and the team’s most since scoring 22 fourth-quarter points at Buffalo on Nov. 1, 2009
- Posted a 51.7-yard net punting average, the second-highest single-game mark in franchise history and the third-highest mark in the NFL this season
- Recorded 18 first downs, the team’s third-highest single-game total in 2021, including 13 first downs passing, tied for most by the team this season
- Recovered an onside kick attempt for the first time since Week 7 of the 2020 season against Green Bay
- DL **Jonathan Greenard** recorded his fourth consecutive game with at least 1.0 sack, which trailed only Harold Landry (five consecutive games) for the longest active sack streak in the NFL entering Week 9
- TE **Brevin Jordan** caught his first career touchdown pass
- QB **Davis Mills** completed 29-of-38 passes (76.3 percent) for 310 yards and two touchdowns with one interception for a passer rating of 106.2, the second-highest passer rating of his career

WEEK 9 - NOV. 7 AT MIAMI L, 17-9



- The Texans forced a season-high five turnovers, the ninth time in franchise history reaching the mark and first since Dec. 21, 2019, at Tampa Bay
- Forced a fumble on special teams for the first time since Oct. 14, 2018 vs. Buffalo
- Recorded four sacks for the second consecutive game, tying a season high, after also doing so in Week 8 vs. the Los Angeles Rams
- DL **Maliek Collins** recorded his first interception on a tipped pass from QB Jacoby Brissett in the third quarter
- WR **Brandin Cooks** made his 100th career start and surpassed 7,500 career receiving yards
- K **Ka’imi Fairbairn** scored nine points and connected on three-of-three field goal attempts
- DL **Roy Lopez** recorded his first career sack
- DB **Eric Murray** intercepted QB Jacoby Brissett in the first quarter, his first interception as a Texan and second of his career
- OL **Jimmy Morrissey** made his first career start

2021 SCHEDULE RECAP

- The Texans scored on a 14-play opening drive, marking the second longest opening drive of the 2021 season and the team's third score on an opening possession in the 2021 season
- Forced five turnovers in back-to-back games for the first time in franchise history, joining Baltimore (2017, Wks. 1-2) and the New York Jets (2015, Wks. 1-2) as the only teams to do so in the last 10 NFL seasons
- Posted 10 total turnovers in a two-game span for the first time in franchise history
- Tied a franchise record with four total interceptions, the fifth time reaching the mark in franchise history and first since Oct. 1, 2017 vs. Tennessee
- Did not allow a sack on offense, marking the first game with zero allowed sacks since Week 11 of the 2020 season vs. New England
- LB **Kamu Grugier-Hill** led the team with a career-high 12 tackles and recorded his second career interception and returned it for 82 yards
- DB **Desmond King II** recorded two interceptions
- QB **Tyrod Taylor** ran for a career-high two rushing touchdowns

WEEK 11 - NOV. 21 AT TENNESSEE W, 22-13



- The Texans recorded a defensive interception for the third consecutive game, setting a new franchise with seven total interceptions in a three-game span from Weeks 9-12
- Tied a season high with four total defensive sacks
- Limited the Jets offense to 2-of-13 (15 percent) on third down attempts, the defense's lowest rate allowed this season
- Limited the Jets to 109 passing yards, the lowest total allowed by the Texans defense since holding Jacksonville to 89 passing yards in Week 17 of the 2018 season
- WR **Brandin Cooks** caught a 40-yard touchdown pass from QB Tyrod Taylor in the second quarter, marking his 75th reception of 25-plus yards since entering the NFL in 2014, sixth-most in the league during that span
- DL **Jacob Martin** recorded one sack for the third consecutive game, tied for the longest sack streak of his career

WEEK 12 - NOV. 28 VS. NEW YORK JETS L, 21-14



- The Texans recorded at least one takeaway for the ninth time this season, finishing with one fumble recovery
- LB **Kamu Grugier-Hill** set a new Texans single-game record with 19 tackles (10 solo), and tallied 1.0 sack and three tackles for loss, becoming the only NFL player since the 1999 season to reach all three landmarks in a single game
- **Grugier-Hill** also recorded 13 tackles in the first half, tying Jamie Sharper (at Tampa Bay, 12/14/03) for the most tackles in a single half in franchise history
- P **Cameron Johnston** improved his season average to 42.9 net yards per punt, the second-best mark in franchise history through a season's first 12 games
- DB **Tavierre Thomas** forced a fumble from RB Jonathan Taylor in the fourth quarter, recovered by LB Christian Kirksey, marking the first forced fumble of his career
- WR **Davion Davis** made his Texans debut, starting at wide receiver

WEEK 13 - DEC. 5 VS. INDIANAPOLIS L, 31-0



WEEK 14 - DEC. 12 VS. SEATTLE L, 33-13



- The Texans recorded a season-high 25 first downs on offense, the team's highest mark since posting 26 first downs vs. Tennessee in Week 17 of the 2020 season
- Established season highs in net passing yards (317) and passing first downs (16) while committing zero turnovers for the fourth time in 2021
- WR **Nico Collins** recorded career highs with 69 receiving yards and five catches (13.8 avg.)
- K **Ka'imi Fairbairn** converted a 61-yard field goal in the second quarter to cut the Seahawks lead to 16-13, establishing a new career long, franchise record and NRG Stadium record for longest made field goal
- **Fairbairn** reached 500 career points, joining K Kris Brown (767 points) as the only players to score 500-plus points as a Texan
- QB **Davis Mills** completed 33-of-49 passes (67.3 percent) for a career-high 331 yards, one touchdown and a 93.2 rating
- **Mills** also completed a franchise-record 14 consecutive passes to open the game, marking the most consecutive pass completions to start a game by a rookie quarterback since at least the 1991 season

WEEK 15 - DEC. 19 AT JACKSONVILLE W, 30-16



- The Texans extended their win streak vs. Jacksonville to eight consecutive games, Houston's longest winning streak against a single opponent in franchise history
- Swept the Jaguars for the fourth consecutive season and 11th time overall in franchise history
- Converted 10-of-18 (56 pct.) third down attempts, the offense's third-best mark of the 2021 season
- Held Jacksonville to 3-of-17 (21 percent) on third down, the defense's second-best mark of the 2021 season
- Logged the most kick return yards in a game (121) since Week 1 of the 2018 season at New England
- WR **Brandin Cooks** tied a career-high with two receiving touchdowns
- DB **Tremon Smith** returned a 98-yard kickoff for a touchdown in the first quarter, marking the first Texans kickoff return touchdown since a 94-yard return by Jacoby Jones in Week 4 of the 2009 season vs. Oakland
- **Smith** added a special teams tackle and downed a punt, earning AFC Special Teams Player of the Week for his efforts
- LB **Garret Wallow** recorded a career-high 11 tackles

WEEK 16 - DEC. 26 VS. LOS ANGELES CHARGERS W, 41-29



- The Texans scored a season-high 41 points, the highest point total since a 41-29 win over Detroit in Week 12 of the 2020 season
- Recorded 437 yards of total offense, the team's second-highest total of the season
- Scored a defensive touchdown on a 48-yard interception return, the team's first defensive score since Week 12 of the 2020 season at Detroit
- RB **Rex Burkhead** ran for a career-high 149 rushing yards and tied his career high with two rushing touchdowns
- WR **Nico Collins** caught his first career touchdown
- K **Dominik Eberle** made a 51-yard field goal in the second quarter, becoming the sixth NFL player since the 2000 season and the first in Texans history to connect from 50-plus yards on his first career field goal attempt
- DB **Jonathan Owens** recorded his first career interception and first career fumble recovery
- DB **Tavierre Thomas** intercepted a pass from QB Justin Herbert and returned it 48 yards for a touchdown, his second interception of the season and first career score
- **Thomas** added eight tackles (six solo), earning AFC Defensive Player of the Week for his efforts

2021 SCHEDULE RECAP

- The Texans recorded the team's 17th interception of the season, tied for the third-highest mark through 16 games in franchise history
- WR **Brandin Cooks** eclipsed 1,000 yards on the season for the sixth time in his career, becoming the third Texans player to record consecutive seasons with 1,000 receiving yards
- **Cooks** became one of eight active players with at least six 1,000-yard receiving seasons and 36th player in NFL history
- P **Cameron Johnston** dropped a 39-yard punt at the San Francisco 4-yard line, marking his sixth punt within the opponent 5-yard line this season. Tied Shane Lechler (2013) for the second-most punts within the 5-yard line through 16 games in Texans history
- DB **Desmond King II** recorded his third interception of the season, which tied a career high
- DB **Tremon Smith** returned five kicks for 98 yards (19.6 avg.), his second-most kick return yards of the 2021 season

WEEK 17 - JAN. 2 AT SAN FRANCISCO L, 23-7



- The Texans recorded a season-high eight offensive plays of 20-plus yards, included four in the third quarter
- Scored 19 points in the third quarter, the highest third-quarter point total in franchise history
- Posted 25 total points in the second half, the team's highest total since scoring 29 second-half points vs. Tennessee in Week 17 of the 2020 season
- Recorded 231 passing yards in the second half, the team's highest total since posting 261 second-half passing yards vs. Atlanta in Week 5 of the 2019 season
- Averaged 6.3 yards per play, Houston's third-highest rate of the season and the fifth-highest rate allowed by Tennessee this season
- WR **Danny Amendola** recorded season highs in receptions (seven) and receiving yards (113), averaging 16.1 yards per reception and tying his single-game career high for receiving touchdowns (two)
- DL **Maliek Collins** recorded his ninth tackle for loss of the 2021 season, a new career high
- LB **Kamu Grugier-Hill** recorded his 106th tackle of the season, marking his first season reaching the 100-tackle milestone
- QB **Davis Mills** threw for 301 yards and three touchdowns, setting a franchise rookie record with 2,664 passing yards in the 2021 season

WEEK 18 - JAN. 9 VS. TENNESSEE L, 28-25



TEXANS BY THE NUMBERS

QUICK HITS

2,664

Passing yards by QB **Davis Mills** in 2021, a new Texans rookie record

14

Consecutive completions by QB **Davis Mills** to open the game in Week 14, marking a new franchise record and the most consecutive completions by a NFL rookie to start a game since at least the 1991 season

116.8

Red zone passer rating QB **Davis Mills**, the best mark in the NFL among qualifying quarterbacks in 2021

6

1,000 yard receiving seasons for WR **Brandin Cooks** since entering the NFL in 2014, tied for second-most in the league during that span

459

Third-down receiving yards for WR **Brandin Cooks** in 2021, third-most in the NFL

5

Positions on the offensive line at which OL **Justin McCray** has started during his NFL career, making him one of only two active players to do so

3.1

Percentage of opponent pass attempts intercepted by the Texans defense, the fifth-highest rate in the NFL in 2021

11

Defenders who have intercepted a pass for the Texans in 2021, most in the NFL

1.47

Turnovers forced per game by the Texans, tied for the 10th-highest rate in the NFL in 2021 and eighth-highest mark in franchise history

25.1

Pass rushing snaps played for every sack DL **Jonathan Greenard** recorded in 2021, the fourth-best pace in the NFL (min. 150 pass rushing snaps)

82.9

2021 defensive grade for DL **Jonathan Greenard** according to Pro Football Focus, third-highest among second-year NFL players

19

Tackles by LB **Kamu Grugier-Hill** against Indianapolis in Week 13, a single-game franchise record

13

Tackles for loss by LB **Kamu Grugier-Hill** in 2021, tied for second-most in the NFL among inside linebackers

21.68

Speed in MPH reached by DB **Tavierre Thomas** while returning a pick-six in Week 16, the second-fastest speed recorded by an NFL defender in 2021

61

Yard field goal made by K **Ka'imi Fairbairn** in Week 14, a career, franchise and NRG Stadium record

193

Consecutive games played by LS **Jon Weeks**, the third-longest active games-played streak in the NFL

2021 TEXANS HONOR ROLL

OL JUSTIN BRITT

Ed Block Courage Award

RB REX BURKHEAD

Week 16 - FedEx Ground Player of the Week vs. L.A. Chargers

WR BRANDIN COOKS

Art Rooney Award Finalist
PFWA Houston Chapter Team MVP

TE JEFF DRISKEL

IMPACT Newcomer of the Year

LB KAMU GRUGIER-HILL

PFWA Houston Chapter Team MVP

DB JUSTIN REID

Walter Payton Man of the Year Nominee

DB TREMON SMITH

Week 15 - AFC Special Teams Player of the Week at Jacksonville

QB TYROD TAYLOR

IMPACT Community MVP

DB TAVIERRE THOMAS

Week 16 - AFC Defensive Player of the Week vs. L.A. Chargers

LB GARRET WALLOW

IMPACT Rookie of the Year



TEAM NOTES



TEXANS ROSTER QUICK FACTS

Oldest: WR Danny Amendola (born 11/2/85)

Youngest: TE Brevin Jordan (born 7/16/00)

Tallest: OL Charlie Heck (6-8)

Shortest: RB Rex Burkhead, WR Brandin Cooks, DB Desmond King II, DB Tavierre Thomas, LS Jon Weeks (5-10)

Heaviest: OL Max Scharping (327 lbs)

Lightest: DB Jimmy Moreland (182 lbs)

Most NFL Seasons: LS Jon Weeks (12)

State that produced the most Texans: Georgia, 7 – (TE Jordan Akins, WR Chris Conley, DL Jonathan Greenard, LB Neville Hewitt, DL Jordan Jenkins, QB Davis Mills, QB Deshaun Watson)

College(s) that produced the most Texans: Iowa, 3 – (DL Jaleel Johnson, DB Desmond King II, LB Christian Kirksey), Oregon, 3 – (TE Pharaoh Brown, RB Royce Freeman, DB Terrance Mitchell)

Former 1st round picks: 3 – WR Brandin Cooks (New Orleans 2014), OL Tytus Howard (Texans 2019), QB Deshaun Watson (Texans 2017)

Pro Bowlers: 2 – LS Jon Weeks (2015 with Texans), QB Deshaun Watson (2018-20 with Texans)

Texans with relatives in professional sports: 2 – OL Charlie Heck (dad Andy is offensive line coach for the Kansas City Chiefs), DB A.J. Moore Jr. (brother C.J. is a safety for the Detroit Lions)

Texans who played other sports in college: TE Jordan Akins (baseball at Central Florida)

NEW FACES

The Texans finished the season with 37 players on their roster that were new to the team in 2021. That total included six rookies (five draft picks) and 31 veteran acquisitions. Houston had 16 players on the active roster that were part of the active roster or practice squad in 2020.

2021 DRAFT PICKS (5)

No.	Name	Pos.	Ht.	Wt.	Ex	School	How Acq.
9	Brevin Jordan	TE	6-3	245	R	Miami (Fla.)	D5a-'21
10	Davis Mills	QB	6-4	225	R	Stanford	D3a-'21
12	Nico Collins	WR	6-4	215	R	Michigan	D3b-'21
32	Garret Wallow	LB	6-2	230	R	TCU	D5b-'21
91	Roy Lopez	DL	6-2	318	R	Arizona	D6-'21

ROOKIE ACQUISITIONS (1)

No.	Name	Pos.	Ht.	Wt.	Ex	School	How Acq.
79	Jimmy Morrissey	OL	6-3	303	R	Pittsburgh	FA-'21

VETERAN ACQUISITIONS (31)

No.	Name	Pos.	Ht.	Wt.	Ex	School	How Acq.
5	Tyrod Taylor	QB	6-1	217	11	Virginia Tech	UFA-'21 (LAC)
8	Terrence Brooks	DB	5-11	205	8	Florida State	UFA-'21 (NE)
11	Cameron Johnston	P	5-11	194	4	Ohio State	FA-'21
13	Brandin Cooks	WR	5-10	183	8	Oregon State	T-'20 (LAR)
15	Chris Moore	WR	6-1	200	6	Cincinnati	UFA-'21 (BAL)
18	Chris Conley	WR	6-3	205	7	Georgia	UFA-'21 (JAX)
22	Jimmy Moreland	DB	5-11	182	3	James Madison	W-'21 (WAS)
24	Tremont Smith	DB	5-11	190	4	Central Arkansas	FA-'21
25	Desmond King II	DB	5-10	200	5	Iowa	UFA-'21 (TEN)
26	Royce Freeman	RB	6-0	238	4	Oregon	W-'21 (CAR)
28	Rex Burkhead	RB	5-10	215	9	Nebraska	FA-'21
37	Tavierre Thomas	DB	5-10	205	4	Ferris State	FA-'21
39	Terrance Mitchell	DB	5-11	191	8	Oregon	UFA-'21 (CLE)
43	Neville Hewitt	LB	6-2	234	7	Marshall	FA-'21
50	Jordan Jenkins	DL	6-3	260	6	Georgia	UFA-'21 (NYJ)
51	Kamu Grugier-Hill	LB	6-2	230	6	Eastern Illinois	UFA-'21 (MIA)
55	DeMarcus Walker	DL	6-4	280	5	Florida State	UFA-'21 (DEN)
57	Kevin Pierre-Louis	LB	6-0	231	8	Boston College	UFA-'21 (WFT)
58	Christian Kirksey	LB	6-2	235	8	Iowa	FA-'21
59	Eric Wilson	LB	6-1	230	5	Cincinnati	W-'21 (PHI)
64	Justin McCray	OL	6-3	315	5	Miami (Fla.)	UFA-'21 (ATL)
65	Lane Taylor	OL	6-3	324	9	Oklahoma State	UFA-'21 (GB)
68	Justin Britt	OL	6-6	315	7	Missouri	FA-'21
72	Geron Christian Sr.	OL	6-6	315	4	Louisville	W-'21 (WFT)
75	Ron'Dell Carter	DL	6-3	269	2	James Madison	FA-'21
83	Antony Auclair	TE	6-6	256	5	Laval	UFA-'21 (TB)
89	Danny Amendola	WR	5-11	185	13	Texas Tech	FA-'21
92	Chris Smith	DL	6-1	266	7	Arkansas	FA-'21
93	Jaleel Johnson	DL	6-3	316	5	Iowa	FA-'21
95	Derek Rivers	DL	6-5	250	5	Youngstown State	UFA-'21 (LAR)
97	Maliek Collins	DL	6-2	310	6	Nebraska	UFA-'21 (LV)

RETURNING VETERANS (16)

No.	Name	Pos.	Ht.	Wt.	Ex	School	How Acq.
1	Lonnie Johnson Jr.	DB	6-2	213	3	Kentucky	D2a-'19
4	Deshaun Watson	QB	6-2	215	5	Clemson	D1-'17
7	Ka'imi Fairbairn	K	6-0	183	6	UCLA	CFA-'16
20	Justin Reid	DB	6-1	203	4	Stanford	D3a-'18
23	Eric Murray	DB	5-11	199	6	Minnesota	UFA-'20 (CLE)
31	David Johnson	RB	6-1	224	7	Northern Iowa	T-'20 (ARI)
33	A.J. Moore Jr.	DB	5-11	200	4	Mississippi	W-'18 (ND)
46	Jon Weeks	LS	5-10	242	12	Baylor	FA-'10
52	Jonathan Greenard	DL	6-3	263	2	Florida	D3-'20
54	Jacob Martin	DL	6-2	242	4	Temple	T-'19 (SEA)
67	Charlie Heck	OL	6-8	311	2	North Carolina	D4a-'20
71	Tytus Howard	OL	6-5	322	3	Alabama State	D1-'19
74	Max Scharping	OL	6-6	327	3	Northern Illinois	D2b-'19
85	Pharaoh Brown	TE	6-6	258	4	Oregon	FA-'20
88	Jordan Akins	TE	6-4	243	4	Central Florida	D3c-'18
90	Ross Blacklock	DL	6-3	290	2	TCU	D2-'20

TEAM NOTES

GENERAL MILLS' CAMPAIGN



MILLS

In 13 appearances (11 starts) as a rookie, QB **Davis Mills** completed 263-of-394 attempts for 2,664 yards, 16 touchdowns, 10 interceptions and a 88.8 passer rating, setting Texans rookie records for passing yards, passing first downs (118).

The eighth of 10 quarterback selected in the 2021 NFL Draft, Mills ranked at or near the top of nearly every major passing category when compared to his rookie peers.

2021 ROOKIE QUARTERBACK PASSER RATING

Rk	Player, Team	PsRt.
1	Mac Jones, NE	92.5
2	Davis Mills, HOU	88.8
3	Justin Fields, CHI	73.2
4	Trevor Lawrence, JAX	71.9
5	Zach Wilson, NYJ	69.7

2021 ROOKIE QUARTERBACK COMPLETION PERCENTAGE

Rk	Player, Team	Comp%
1	Mac Jones, NE	67.6
2	Davis Mills, HOU	66.8
3	Trevor Lawrence, JAX	59.6
4	Justin Fields, CHI	58.9
5	Zach Wilson, NYJ	55.6

2021 ROOKIE QUARTERBACK PASSING TOUCHDOWNS

Rk	Player, Team	PsTD
1	Mac Jones, NE	22
2	Davis Mills, HOU	16
3	Trevor Lawrence, JAX	12
4	Zach Wilson, NYJ	9
5	Justin Fields, CHI	7

2021 ROOKIE QUARTERBACK PASSING YARDS PER GAME

Rk	Player, Team	PsYds/G
1	Mac Jones, NE	223.6
3	Trevor Lawrence, JAX	214.2
2	Davis Mills, HOU	204.9
4	Zach Wilson, NYJ	179.5
5	Justin Fields, CHI	155.9



DAVIS' BIG DAYS

QB **Davis Mills** completed 23-of-33 pass attempts (69.7 pct.) for 301 yards and three touchdowns for a 128.5 rating against the Tennessee Titans in Week 18, marking the fourth game of his rookie season with 300-plus passing yards and his third game with a passer rating of 125-or-better.

Mills became the only rookie quarterback since the 1950 season to finish three separate games with at least 250 passing yards, two touchdown passes and a rating of 130-or-higher.

GAMES WITH AT LEAST 250 YARDS, TWO TDs AND 125 PASSER RATING ROOKIE QBs SINCE 1950

Rk.	Player, Team, Season	Games
1	Davis Mills, HOU, 2021	3
2t	Justin Herbert, LAC, 2020	2
2t	Robert Griffin III, WAS, 2012	2
2t	Greg Cook, CIN, 1969	2
5t	27 others	1

300-YARD PASSING GAMES ROOKIE QBs SINCE 1950

Rk.	Player, Team, Season	Games
1	Justin Herbert, LAC, 2020	8
2	Andrew Luck, IND, 2012	6
3t	Joe Burrow, CIN, 2020	5
3t	Daniel Jones, NYG, 2019	5
3t	Kyler Murray, ARI, 2019	5
6t	Davis Mills, HOU, 2021	4
6t	Three others	4

125-PLUS PASSER RATING GAMES ROOKIE QBs SINCE 1950

Rk.	Player, Team, Season	Games
1	Russell Wilson, SEA, 2012	5
2t	Ben Roethlisberger, PIT, 2004	4
2t	Matt Ryan, ATL, 2008	4
4t	Davis Mills, HOU, 2021	3
4t	Seven others	3

DOWN-FIELD DAGGERS

According to NFL Next Gen Stats, QB **Davis Mills** posted a 116.9 passer rating on deep-ball attempts (throws of 20-plus air yards), the second-best mark in the NFL in 2021 (min. 30 attempts).

Since Next Gen Stats began tracking the stat in 2016, Mills and **Gardner Minshew** (123.3 passer rating, 2019) are the only rookie quarterbacks to finish a season with a deep-ball passer rating of 115 or higher.

DEEP-BALL PASSER RATING (MIN. 30 ATTEMPTS) 2021 NFL SEASON

Rk	Player, Team	DB PsR
1	Kirk Cousins, MIN	120.6
2	Davis Mills, HOU	116.9
3	Russell Wilson, SEA	112.5
4	Kyler Murray, ARI	111.1
5	Patrick Mahomes, KC	111.0

TEAM NOTES

RED ZONE RIFLE

QB **Davis Mills** led all NFL quarterbacks with a 116.8 passer rating in the red zone this season (min. 25 pass attempts), completing 18-of-27 attempts for eight touchdowns and zero interceptions. Mills also led the NFL in red zone completion percentage (66.7 pct.), yards per attempt (4.7 avg.) and was one-of-nine players to have a flawless touchdown/interception ratio within the red zone.

Mills' red zone passer rating also set the Texans' single-season franchise record and became the highest mark by a rookie quarterback since the 2000 NFL season.

RED ZONE PASSER RATINGS 2021 SEASON

Rk	Player, Team	PsrRt.
1	Davis Mills, HOU	116.8
2	Baker Mayfield, CLE	110.8
3	Dak Prescott, DAL	108.0
4	Tom Brady, TB	107.4
5	Kirk Cousins, MIN	105.4

RED ZONE PASSER RATINGS NFL ROOKIE QBs, 2000-2021 SEASONS

Rk	Player, Team, Season	PsrRt.
1	D.Mills, HOU, 2021	116.8
2	M.Mariota, TEN, 2015	116.1
3	T.Mayfield, CLE, 2018	115.7
4	C.Ponder, MIN, 2011	114.3
5	T.Bridgewater, MIN, 2014	108.7

DIMES BY DAVIS

QB **Davis Mills** completed 66.8 percent of his passes in 2021, the third-best completion percentage by a rookie quarterback since the 1950 NFL season (min. 250 attempts).

Mills posted a completion percentage of 65.0-or-better (min. 14 attempts) in nine games during his rookie campaign, tied for third-most by a first-year signal caller since the 1950 NFL season.

COMPLETION PCT. (MIN. 250 ATTEMPTS) ROOKIE QBs, SINCE 1950

Rk	Player, Team, Year	Comp%
1	Dak Prescott, DAL, 2016	67.8
2	Mac Jones, NE, 2021	67.6
3	Davis Mills, HOU, 2021	66.8
4	Justin Herbert, LAC, 2020	66.6
5	Ben Roethlisberger, PIT, 2004	66.4

GAMES WITH 65.0% OR BETTER COMPLETION PERCENTAGE ROOKIE QBs, SINCE 1950

Rk	Player, Team, Year	Games
1t	Mac Jones, NE, 2021	12
1t	Dak Prescott, DAL, 2016	12
3t	Davis Mills, HOU, 2021	9
3t	Justin Herbert, LAC, 2020	9
3t	Robert Griffin III, WAS, 2012	9

DOLLA DOLLA MILLS, Y'ALL

In Week 5 vs. New England, QB **Davis Mills** set single-game career highs in passing touchdowns (three) and passer rating (141.7), also throwing for the second-most passing yards of his career (312).

Mills became the first rookie quarterback in NFL history to finish a game with 300-plus passing yards, three-plus passing touchdowns and a passer rating of 140.0 or higher. His 141.7 rating was the 15th-highest single-game passer rating by a rookie quarterback since the 1970 AFL-NFL merger.

SINGLE GAME PASSER RATING, ROOKIE QBs SINCE 1970

Rk	Player, Team, Date	RTG.
1	Marcus Mariota, TEN, 9/13/15	158.3
2	Robert Griffin, WAS, 11/18/12	158.3
3	Ben Roethlisberger, PIT, 12/5/04	158.0
4	Nick Mullens, SF, 11/1/18	151.9
5	Baker Mayfield, CLE, 11/11/18	151.2
6	Charlie Batch, DET, 10/15/98	149.6
7	Dak Prescott, DAL, 12/26/16	148.3
8	Geno Smith, NYJ, 10/7/13	147.7
9	Dieter Brock, LAR, 9/29/1985	144.8
10	Baker Mayfield, CLE, 11/25/18	143.9
11	Dwayne Haskins, WAS, 12/22/19	143.2
12	Cam Newton, CAR, 12/24/11	142.4
13	Mac Jones, NE, 11/14/21	142.1
14	Dak Prescott, DAL, 11/6/16	141.8
15	Davis Mills, HOU, 10/10/21	141.7



TEAM NOTES

DIVISIONAL DOMINANCE



COOKS

Since joining the Texans before the 2020 season, WR **Brandin Cooks** has compiled 1,007 receiving yards against divisional opponents, trailing only Justin Jefferson (1,175 rec. yards), **Davante Adams** (1,104 rec. yards) and **Stefon Diggs** (1,079 rec. yards) for the highest total in the NFL during that span. Cooks also has seven receiving touchdowns (tied for fifth) and 68 total receptions (tied for sixth) against divisional opponents during that span.

Against AFC South teams, Cooks' per-game averages in receiving yards (89.2), receptions (6.2) and receiving touchdowns (0.6) all rank first in Texans history (min. five games played).

RECEIVING YARDS VS. DIVISIONAL OPPONENTS 2020-21 NFL SEASONS

Rk	Player, Team	Rec. Yards
1	Justin Jefferson, MIN	1,175
2	Davante Adams, GB	1,104
3	Stefon Diggs, BUF	1,079
4	Brandin Cooks, HOU	1,007
5	Travis Kelce, KC	994

RECEIVING TOUCHDOWNS VS. DIVISIONAL OPPONENTS 2020-21 NFL SEASONS

Rk	Player, Team	Rec. TDs
1	Davante Adams, GB	13
2t	Stefon Diggs, BUF	9
2t	Tyler Lockett, SEA	9
4	Mike Evans, TB	8
5t	Brandin Cooks, HOU	7
5t	Marquise Brown, BAL	7
5t	Tyler Lockett, SEA	7
5t	A.J. Brown, TEN	7
5t	Travis Kelce, KC	7
5t	Allen Lazard, GB	7

RECEPTIONS VS. DIVISIONAL OPPONENTS 2020-21 NFL SEASONS

Rk	Player, Team	Receptions
1	Davante Adams, GB	89
2	Stefon Diggs, BUF	81
3	Cooper Kupp, LAR	78
4	Justin Jefferson, MIN	74
5	Tyler Lockett, SEA	73
6t	Brandin Cooks, HOU	71
6t	Travis Kelce, KC	71



NOW WE'RE COOKIN'

WR **Brandin Cooks** finished the 2021 season with a career-high 90 receptions for 1,037 yards (11.5 avg.) and six touchdowns. Cooks reached 1,000 yards receiving for the sixth time since joining the NFL in 2014, tied for the second-most such seasons in the league during that span. He joins **Brandon Marshall** as the only players in NFL history to record at least 1,000 receiving yards in a season with four separate teams, doing so with New Orleans, New England, the L.A. Rams and Houston.

Cooks joined **Andre Johnson** (2008-10, 2012-13) and **DeAndre Hopkins** (2014-15, 2017-19) as the only Texans to record consecutive seasons with 1,000 receiving yards.

Cooks has averaged 13.82 yards per reception since entering the league in 2014, fourth-highest in the NFL during that span (min. 500 receptions). He is one of six NFL players to average 10.0 yards per reception in every season since 2014 (min. 40 receptions per season) and ranks fifth in the NFL with 77 receptions of 25-plus yards during that span, including 12 in 2020 and seven in 2021.

1,000-YARD RECEIVING SEASONS, 2014-21

Rk	Player, Team(s)	No.
1	Mike Evans, TB	8
2t	Brandin Cooks, NO/NE/LAR/HOU	6
2t	DeAndre Hopkins, HOU/ARI	6
2t	Julio Jones, ATL/TEN	6
2t	Travis Kelce, KC	6

YARDS PER RECEPTION, 2014-21 (MIN. 500 REC.)

Rk	Player, Team	Yds./Rec.
1	Mike Evans, TB	15.35
2	Julio Jones, ATL/TEN	15.03
3	Odell Beckham Jr., NYG/CLE/LAR	13.87
4	Brandin Cooks, NO/NE/LAR/HOU	13.82
5	Amari Cooper, OAK/DAL	13.69

THIRD DOWN DEPENDABILITY

WR **Brandin Cooks** hauled in 29 passes for 459 yards on third down this season, the third-most third down receiving yards in the league. Cooks also ranked ninth in the NFL with 29 third down catches, 10th in the AFC with 90 total receptions and seventh in the AFC with 11.52 yards per catch (min. 75 receptions).

THIRD DOWN RECEIVING YARDAGE LEADERS 2021 NFL SEASON

Rk	Player, Team	Yds.	Rec.	Avg.
1	Justin Jefferson, MIN	628	36	17.4
2	Cooper Kupp, LAR	506	31	16.3
3	Brandin Cooks, HOU	459	29	15.8
4	Ja'Marr Chase, CIN	452	24	18.8
5	Tyreek Hill, KC	429	30	14.3
6	Keenan Allen, LAC	414	31	13.6
7	Davante Adams, GB	404	31	13.0
8	Dionte Johnson, PIT	393	30	13.1
9	A.J. Green, ARI	384	14	27.4
10	Michael Pittman, IND	376	25	15.0

TEAM NOTES

OUT IN SPACE



HOWARD

In three starts at left tackle in Weeks 12-14, OL **Tytus Howard** earned a 87.7 pass-blocking grade from Pro Football Focus, ranking second among tackles and fourth among all offensive linemen with at least 150 blocking snaps during that span.

The third-year player out of Alabama State has started all 36 games he's appeared in, playing at right tackle (23 starts), right guard (10 starts) and left tackle (three starts). Howard was a 2019 All-Rookie Team selection by the PFWA after starting eight games as a right tackle.

PFF PASS BLOCKING GRADES WEEKS 12-14, MIN. 150 BLOCKING SNAPS

Rk	Player, Team, Position	GRADE
1	Kevin Zeitler, BAL, G	90.1
2	Dalton Risner, DEN, G	89.4
3	Tristan Wirfs, TB, T	89.2
4	Tytus Howard, HOU, T	87.7
5	Zack Martin, DAL, G	86.5
6	Tyron Smith, DAL, T	84.9
7	Corey Linsley, LAC, C	84.3
8	Ali Marpet, TB, G	83.7
9	Laurent Duvernay-Tardif, NYJ, G	83.2
10t	Taylor Decker, DET, T	82.5
10t	Trent Williams, SF, T	82.5



NICO & CO.



COLLINS

WR **Nico Collins** averaged 13.52 yards per reception in his rookie season, fourth-highest among offensive players in the 2021 rookie class. The mark also ranks third in franchise history behind **DeAndre Hopkins** (15.42) and **Andre Johnson** (14.79).

Collins recorded 446 receiving yards, 10th-highest among offensive rookies and the fifth-highest in Texans history for a rookie.

YARDS PER RECEPTION NFL ROOKIES (MIN. 25 RECEPTIONS)

Rk	Player, Team	Yd/Rec	RecYds
1	Ja'Marr Chase, CIN	17.96	1,455
2	Kyle Pitts, ATL	15.09	1,026
3	DeVonta Smith, PHI	14.31	916
4	Nico Collins, HOU	13.52	446
5	Elijah Moore, NYJ	12.51	538
6	Rashod Bateman, BAL	11.20	515
7	Kadarius Toney, NYG	10.77	420
8	Josh Palmer, LAC	10.70	353
9	Amon-Ra St. Brown, DET	10.13	912
10	Jaylen Waddle, MIA	9.76	1,015

AIR JORDAN



JORDAN

Rookie TE **Brevin Jordan** recorded three receiving touchdowns in six games in 2021, tying him for the sixth-most receiving touchdowns by a NFL TE in six career games or less (since 1950).

With 15 total receptions in his first six games, Jordan scored a touchdown on 20 percent of his catches, tied for the ninth-highest rate by a tight end in his first six games since the 1970 season (min. 10 receptions).

RECEIVING TOUCHDOWNS IN FIRST SIX CAREER GAMES NFL TIGHT ENDS, 1950-2021

Rk	Player, Team	Year	TDs
1	Eric Green, PIT	1990	6
2	Joseph Fauria, DET	2013	5
3t	Will Dissly, SEA	2019	4
3t	Billy Joe DuPree, DAL	1973	4
3t	Heath Miller, PIT	2005	4
6t	Brevin Jordan, HOU	2021	3
6t	Owen Daniels, HOU	2006	3
6t	14 players	-----	3

RATTLING ROOKIE QBs

The Texans are 14-5 against rookie starting quarterbacks since 2014. Houston has 38 sacks and 19 interceptions in 19 games.

2021 SEASON (2-3)

TREVOR LAWRENCE (2-0)

Cmp	Att	Pct	Yds	Yd/A	TD	Int	Lg	Sack	Lst	Rate
28	51	54.9	332	6.6	3	3	41	1	13	70.1
22	38	57.9	210	5.5	0	0	30	3	21	73.4

MAC JONES (0-1)

Cmp	Att	Pct	Yds	Yd/A	TD	Int	Lg	Sack	Lst	Rate
23	30	76.7	231	7.7	1	1	24	1	5	95.3

ZACH WILSON (0-1)

Cmp	Att	Pct	Yds	Yd/A	TD	Int	Lg	Sack	Lst	Rate
14	24	58.3	145	6.0	0	1	46	4	36	58.5

TREY LANCE (0-1)

Cmp	Att	Pct	Yds	Yd/A	TD	Int	Lg	Sack	Lst	Rate
16	23	69.6	249	10.8	2	1	45	1	8	116.0

2020 SEASON (1-0)

JAKE LUTON (1-0)

Cmp	Att	Pct	Yds	Yd/A	TD	Int	Lg	Sack	Lst	Rate
26	38	68.4	304	8.00	1	1	73t	2	7	90.2

2019 SEASON (2-1)

DREW LOCK (0-1)

Cmp	Att	Pct	Yds	Yd/A	TD	Int	Lg	Sack	Lst	Rate
22	27	81.5	309	11.44	3	1	48	1	8	136.0

GARDNER MINSHEW II (2-0)

Cmp	Att	Pct	Yds	Yd/A	TD	Int	Lg	Sack	Lst	Rate
23	33	69.7	213	6.45	1	0	31	4	35	97.2
27	47	57.4	309	6.57	0	2	31	3	8	59.6

2018 SEASON (3-0)

BAKER MAYFIELD (1-0)

Cmp	Att	Pct	Yds	Yd/A	TD	Int	Lg	Sack	Lst	Rate
29	43	67.4	397	9.23	1	3	71	0	0	75.4

SAM DARNOLD (1-0)

Cmp	Att	Pct	Yds	Yd/A	TD	Int	Lg	Sack	Lst	Rate
24	38	63.2	253	6.66	2	0	26	3	25	100

JOSH ALLEN (1-0)

Cmp	Att	Pct	Yds	Yd/A	TD	Int	Lg	Sack	Lst	Rate
10	17	58.8	84	4.94	0	0	39	2	16	71.7

2016 SEASON (0-1)

JACOBY BRISSETT (0-1)

Cmp	Att	Pct	Yds	Yd/A	TD	Int	Lg	Sack	Lst	Rate
11	19	57.9	103	5.42	0	0	27	1	6	72.9

2015 SEASON (1-0)

JAMEIS WINSTON (1-0)

Cmp	Att	Pct	Yds	Yd/A	TD	Int	Lg	Sack	Lst	Rate
17	36	47.2	261	7.25	1	1	33	0	0	69.3

2014 SEASON (5-0)

DEREK CARR (1-0)

Cmp	Att	Pct	Yds	Yd/A	TD	Int	Lg	Sack	Lst	Rate
27	42	64.3	263	6.26	1	2	42	0	0	69.8

ZACH METTENBERGER (2-0)

Cmp	Att	Pct	Yds	Yd/A	TD	Int	Lg	Sack	Lst	Rate
13	19	68.4	184	9.68	1	1	36t	1	14	95.1
27	41	65.9	299	7.29	2	1	48	2	9	93.4

BLAKE BORTLES (2-0)

Cmp	Att	Pct	Yds	Yd/A	TD	Int	Lg	Sack	Lst	Rate
20	39	51.3	205	5.26	1	1	35	4	17	64.6
14	33	42.4	117	3.55	0	0	24	5	28	52.2

PICK OF THE LITTER

The Texans defense intercepted 3.1 percent of opponent pass attempts this season, the fifth-highest rate in the NFL and fourth-highest in the AFC. The mark also ranks fourth in franchise history in a season behind 2004 (4.2 percent), 2011 and 2014 (3.2 percent).

The Texans recorded 17 interceptions in 2021, tied for the third-highest mark in franchise history.

INTERCEPTION/PASS ATTEMPT RATIO 2021 NFL SEASON

Rk	Team	Int./Att.
1	New England Patriots	4.3
2	Dallas Cowboys	4.2
3	Buffalo Bills	3.6
4	Indianapolis Colts	3.2
5	Houston Texans	3.1
6t	Green Bay Packers	3.0
6t	New Orleans Saints	3.0
6t	Los Angeles Rams	3.0
9	Minnesota Vikings	2.9
10	Tennessee Titans	2.5



WE'LL TAKE THAT

In Weeks 9 and 11, Houston forced five turnovers in consecutive games for the first time in franchise history. In the last 10 seasons, Houston joins the New York Jets (2017, Weeks 1-2) and the Baltimore Ravens (2015, Week 1-2) as the only teams to force five-plus turnovers in consecutive games.

Houston averaged 1.47 forced turnovers per game, tied for the 10th highest in the NFL in 2021 and eighth-highest in franchise history.

FORCED TURNOVERS PER GAME 2021 NFL SEASON

Rk	Team	GP	Forced TO	Avg.
1	Dallas	17	34	2.00
2	Indianapolis	17	33	1.94
3t	New England	17	30	1.76
3t	Buffalo	17	30	1.76
5t	Tampa Bay	17	29	1.71
5t	Kansas City	17	29	1.71
7	Arizona	17	27	1.59
8t	Green Bay	17	26	1.53
8t	Miami	17	26	1.53
10t	Houston	17	25	1.47
10t	New Orleans	17	25	1.47
10t	Los Angeles Rams	17	25	1.47

TEAM NOTES

HOT OFF THE EDGE



GREENARD

Texans DL **Jonathan Greenard** recorded one sack for every 25.1 pass rushing snaps he played in 2021, the fourth-best pace in the NFL (min. 150 pass rushing snaps).

Greenard's eight total sacks in 2021 also ranked tied for eighth in the NFL among players who were 24 years of age or younger as of Sept. 1, 2021.

SACKS PER DEFENSIVE SNAPS AS A PASS RUSHER 2021 NFL SEASON

Rk	Player, Team	PRush Snaps	Sacks	Pace
1	T. Watt, PIT	398	22.5	17.7
2	R. Quinn, CHI	382	18.5	20.6
3	M. Parsons, DAL	298	13.0	22.9
4	J. Greenard, HOU	201	8.0	25.1
5	K. Turay, IND	163	5.5	29.6

MOST SACKS, 2021 NFL SEASON PLAYERS AGE 24 OR YOUNGER

Rk	Player, Team	Sacks
1	Nick Bosa, SF	15.5
2	Micah Parsons, DAL	13.0
3	Rashan Gary, GB	9.5
4t	Brian Burns, CAR	9.0
4t	Marcus Davenport, NO	9.0
6t	Jaelan Phillips, MIA	8.5
6t	Jeffery Simmons, TEN	8.5
8t	Jonathan Greenard, HOU	8.0
8t	Maxx Crosby, LV	8.0
8t	D.J. Wonnum, MIN	8.0
8t	Azeez Ojulari, NYG	8.0

LOCKED AND LOADED



BLACKLOCK

Texans DL **Ross Blacklock** is recorded a quarterback pressure on 10.2 percent of his snaps, tied for the 11th-highest rate in the NFL among defensive tackles with at least 100 snaps played (NFL Next Gen Stats).

Since the 2016 season, no Houston defensive tackle has recorded a higher quarterback pressure rate in a season (min. 100 snaps). **D.J. Reader** ranks second with a 9.3 pct. pressure rate in 2019.

QUARTERBACK PRESSURE RATE, 2021 NFL SEASON DEFENSIVE TACKLES, MIN. 100 SNAPS

Rk	Player, Team	QBP %
1	Javon Hargrave, PHI	15.0
2	Jonathan Allen, WAS	13.2
3	Quinton Jefferson, LV	12.0
4	David Onyemata, NO	11.4
5	Ed Oliver, BUF	11.1
6	Chris Jones, KC	11.0
7	Aaron Donald, LAR	10.8
8t	Akiem Hicks, CHI	10.6
8t	Jeffery Simmons, TEN	10.6
10	Fletcher Cox, IND	10.3
11t	Ross Blacklock, HOU	10.2
11t	Matt Ioannidis, WAS	10.2

TOP OF THE CLASS

DL **Jonathan Greenard** was the third-highest graded second-year defensive player according to Pro Football Focus. Greenard's 82.9 defensive grade comes in higher than 2020 first-round picks **Chase Young** (75.1) and **Derrick Brown** (64.2).

Greenard's 89.0 pass rushing grade from Pro Football Focus was the seventh-highest among NFL edge rushers. Greenard also ranked 12th among all edge rushers with a defensive grade of 82.9.

PFF DEFENSIVE GRADES SECOND YEAR NFL PLAYERS (MIN. 246 SNAPS)

Rk	Player, Team	Grade
1	Antoine Winfield Jr, TB	85.6
2	A.J. Terrell, ATL	83.0
3	Jonathan Greenard, HOU	82.9
4	Xavier McKinney, NYG	75.3
5	Chase Young, WAS	75.1
6	Jordan Fuller, LAR	74.3
7	Cameron Dantzler, MIN	72.4
8	Kyle Dugger, NE	71.8
9	Isaiah Rodgers, IND	70.7
10	Jeremy Chinn, CAR	70.6

PFF PASS RUSHING GRADES AMONG DEFENSIVE ENDS FOR THE 2021 NFL SEASON

Rk	Player, Team	Grade
1	Myles Garrett, CLE	92.7
2	Maxx Crosby, LV	91.8
3	T.J. Watt, PIT	90.6
4	Joey Bosa, LAC	90.3
5t	Nick Bosa, SF	89.8
5t	Chandler Jones, ARI	89.8
7	Jonathan Greenard, HOU	89.2
8	Rashan Gary, GB	88.9
9	Trevis Gipson, CHI	87.0
10	Randy Gregory, DAL	84.4

CATCH HIM IF YOU CAN



THOMAS

In Week 16, Texans DB **Tavierre Thomas** hit 21.68 mph on his pick-six against the Chargers, the fastest speed recorded by any NFL player in Week 16 and the second-fastest speed by any NFL defender in 2021 (**Patrick Surtain**, 22.07).

Thomas's 21.68 mph top speed is also the fastest speed of any Texans player since 2016. WR **Will Fuller** ranks second with a top speed of 21.62 in 2016.

TOP SPEED REACHED BY DEFENSIVE PLAYERS SINCE 2016 NFL SEASON

Rank	Player, Team	Year	Top Speed
1	Xavier Rhodes, MIN	2016	22.40
2	Patrick Surtain, DEN	2021	22.07
3	Devon McCourty, NE	2018	22.05
4	Brandon Wilson, CIN	2019	22.03
5	Minkah Fitzpatrick, MIA	2018	21.85
6	De'Vante Harris, NO	2016	21.78
7	Justin Bethel, ARI	2016	21.74
8t	Deion Jones, ATL	2016	21.72
8t	Trevon Diggs, DAL	2020	21.72
10	Chris Milton, IND	2018	21.70
11t	Tavierre Thomas, HOU	2021	21.68
11t	Michael Davis, LAC	2020	21.68

TEAM NOTES

KING OF THE (GRUGIER) HILL



LB **Kamu Grugier-Hill** recorded 13 tackles for loss in the 2021 season, tied for second in the NFL among inside linebackers. His 13 tackles for loss is tied for the highest total in Texans history by a linebacker in a season with **Connor Barwin** (2012).

GRUGIER-HILL

TACKLES FOR LOSS, NFL INSIDE LBs 2021 NFL SEASON

Rk	Player, Team	TFL
1	Matt Milano, BUF	14
2t	Kamu Grugier-Hill, HOU	13
2t	Demario Davis, NO	13
4	Roquan Smith, CHI	12
5	Nick Bolton, KC	11



MAKING HISTORY

In Week 13 against the Indianapolis Colts, Texans LB **Kamu Grugier-Hill** set a single-game franchise record with a career-high 19 tackles, three tackles for loss and one sack. Grugier-Hill also tied **Jamie Sharper** for most tackles (13) in a single half in Texans history.

Since 1999, Grugier-Hill is one of four NFL players (**London Fletcher**, **Danny Trevathan**, **Paul Worrlow**) drafted in the sixth round or later to reach 19 tackles in a single game, and the only NFL player to record 19 tackles, three pass defended and one sack in a game.

PLAYERS WITH AT LEAST 15 TACKLES, 1.0 SACK AND THREE TACKLES FOR LOSS IN SINGLE GAME SINCE 2011

Year	Player, Team	TACKLES
2021	Kamu Grugier-Hill, HOU	19
2021	Devin White, TB	18
2016	Zach Brown, BUF	17
2012	Jerrell Greeman, IND	16
2013	Da'Norris Searcy, BUF	16
2017	James Burgess, CLE	15
2021	Deion Jones, ATL	15
2013	Vincent Ray, CIN	15
2015	Ryan Shazier, PIT	15

OWENS OWNED THE OPPORTUNITY



OWENS


In Week 16, Texans DB **Jonathan Owens** ranked first among defensive backs and tied for fourth among all defensive players with a defensive grade of 91.4 from Pro Football Focus.

Owens also recorded his first career interception and first career fumble recovery, becoming 1-of-13 players to record a interception and fumble recovery in a single game in 2021.

PFF DEFENSIVE GRADES WEEK 16

Rk	Player, Team	Grade
1	Cameron Heyward, PIT	92.4
2	Aaron Donald, LAR	92.3
3	Maxx Crosby, LV	91.5
4t	Jonathan Owens, HOU	91.4
4t	DeMarcus Lawrence, DAL	91.4
6t	Jonathan Allen, WAS	90.3
6t	Myles Garrett, CLE	90.3
8t	Tyree Gillespie, LV	90.1
8t	Amani Hooker, TEN	90.1
10	Jaquan Johnson, BUF	90.0

TRE' ALL THE WAY



SMITH

DB **Tremon Smith** was named the AFC Special Teams Player of the Week following his performance in the team's 30-16 win over the Jacksonville Jaguars in Week 15, marking the first Player of the Week award of his NFL career and the team's first Special Teams award since Week 15 of the 2019 campaign.


Smith finished with 121 kickoff return yards, one touchdown, one special teams tackle and one tackle on defense, while also downing one punt inside the 5-yard line. He took back his first return of the day 98 yards to the end zone to give his club a 14-3 first-quarter lead over the Jaguars. The 98-yard touchdown return marked a new career long and was also the first score of his four-year career. Smith was the only player in Week 15 to return a kick for a touchdown and first Texans player to do so since the 2009 season.

KICKOFF RETURN TOUCHDOWNS 2021 NFL SEASON

Rk	Player, Team	KoRTD
1	Kene Nwangwu, MIN	2
2t	Tremon Smith, HOU	1
2t	DeAndre Carter, WAS	1
2t	Travis Homer, SEA	1
2t	Tony Pollard, DAL	1
2t	Jamal Agnew, JAX	1
2t	Andre Roberts, LAC	1
2t	Braxton Berrios, NYJ	1

TEAM NOTES

193 WEEKS LATER...



WEEKS

LS **Jon Weeks** has appeared in a franchise-record 193 consecutive games. Weeks has snapped on every field goal, extra point and punt for Houston since he signed as a free agent in 2010 and has contributed with 33 special teams tackles. He remains the only Texan to play in every postseason game in team history and is one of only 10 NFL players to play in every game of the 2010s. He currently owns the NFL's third-longest active streak of games played, trailing only Green Bay's **Mason Crosby** (241 consecutive games) and Carolina's **JJ Jansen** (210 consecutive games).

MOST CAREER GAMES PLAYED IN TEXANS HISTORY

Rank	Player	Seasons	GP
1	Jon Weeks	2010-21 (12)	193
2	Andre Johnson	2003-14 (12)	169
3	Whitney Mercilus	2012-21 (10)	134
4t	Duane Brown	2008-17 (10)	133
4t	Johnathan Joseph	2011-19 (9)	133
6	Kareem Jackson	2010-18 (9)	132

DAS BOOT


In Week 16, K **Dominik Eberle** connected on a 51-yard field goal on his first field goal attempt of his NFL Career.

Eberle became the sixth player since 2000 with a 50-plus yard field make on the first field goal attempt of their career.

50-PLUS YARD FGs MADE ON FIRST ATTEMPT

Year	Player, Team	Distance
2021	Dominik Eberle, HOU	51
2021	Evan McPherson, CIN	53
2012	Kai Forbath, MIN	50
2009	Ryan Succop, KC	53
2007	Mason Crosby, GB	53
2004	Jay Taylor, TB	50

CAM'S CANNON



JOHNSTON


P **Cameron Johnston** punted inside of the 20-yard line on 43.2 percent of his kicks this season (min. 34 punts), ranked seventh in the NFL (fourth in the AFC) in 2021 and the fifth-highest mark through 16 games in Texans history.

Johnston averaged 41.74 net yards per punt this season, 11th highest in the NFL and fifth-highest in the AFC.

PUNTS INSIDE THE 20-YARD LINE 2021 NFL SEASON, MIN 32 PUNTS

Rk	Player, Team	Punts	P20%
1	T. Townsend, KC	37	51.4
2	M. Dickenson, SEA	83	50.6
3	A. Cole, LV	64	45.3
4	J. Hekker, LAR	51	45.1
5	B. Pinion, TB	56	44.6
6	J. Bailey, NE	49	44.2
7	C. Johnston, HOU	88	43.2
8	L. Cooke, JAX	64	43.1
9	R. Sanchez, IND	59	42.4
10	S. Martin, DEN	67	41.8

KICKIN' IT WITH KA'IMI



FAIRBAIRN

K **Ka'imi Fairbairn** hasn't missed a field goal attempt from inside of 40 yards since 2017, connecting on 60 consecutive kicks from 0-39 yards during that span.

The UCLA product owns 18 career games with three-or-more made field goals, which is the second-most in team history behind only **Kris Brown** (19 games).

Fairbairn ranked fourth in the NFL in total points scored from 2018-20 (368) and third in field goals made (84). He owns 18 games with 10-or-more points scored, which is the third-most in franchise history.

Fairbairn became the first player in Texans history with at least 90 points in four consecutive seasons (2017-20) and joined Brown (2007-09) as the only players in franchise history to record at least 100 points scored in three consecutive seasons (2018-20). He is second in Texans history in career field goals made with 119 and second in points (518).

MOST POINTS SCORED IN THE NFL, 2018-20

Rk	Player	Team	PTS
1	Justin Tucker	BAL	412
2	Harrison Butker	KC	407
3	Wil Lutz	NO	406
4	Ka'imi Fairbairn	HOU	368

LONG RANGE LEADER

In Week 14, K **Ka'imi Fairbairn** connected on a 61-yard field goal, a career-long and franchise-long. Fairbairn also reached 500 career points, joining **Kris Brown** (767 points) as the only players to score 500-plus points as a Texan and became the 49th player since the 1970 AFL-NFL merger to reach 500 points in 74 career games or less.

Fairbairn hit a 53-yard field goal in Week 7 at Arizona to move past Brown for the most 50-plus yard field goals in Texans history. Fairbairn needed just over half as many games as Brown to set the record.

Since the 2000 season, only five NFL players have kicked more 50-plus yard field goals in their first 77 career games than Fairbairn.

LONGEST FIELD GOALS 2021 NFL SEASON

Rk	Player, Team	Date, Opp.	Dist.
1	Justin Tucker, BAL	9/26, at Det	66
2	Matt Prater, ARI	9/19, vs Min	62
3t	Ka'imi Fairbairn, HOU	12/12 vs SEA	61
3t	Brandon McManus, DEN	1/02 vs LAC	61
5t	Jake Elliott, PHI	10/10 at CAR	58
5t	Evan McPherson, CIN	12/19 vs MIA	58

50-PLUS YARD FGs, TEXANS HISTORY

Rk	Player	Games	FGs
1	Ka'imi Fairbairn	75	18
2	Kris Brown	128	14
3	Neil Rackers	32	7
4t	Randy Bullock	35	5
4t	Nick Novak	29	5

50-PLUS YARD FGs, FIRST 77 CAREER GAMES NFL KICKERS SINCE 2000

Rk	Player	50+ YD. FGs
1	Justin Tucker	27
2	Blair Walsh	24
3t	Dan Bailey	20
3t	Harrison Butker	20
5	Jason Myers	19
6t	Ka'imi Fairbairn	18
6t	Greg Zuerlein	18

2021 NFL STANDINGS

AMERICAN FOOTBALL CONFERENCE

EAST DIVISION

TEAM	W	L	T	PCT	PF	PA	NET PTS	HOME	AWAY	CONF	DIV	STREAK
Buffalo Bills	11	6	0	.647	483	289	194	6-3-0	5-3-0	7-5-0	5-1-0	Won 4
New England Patriots	10	7	0	.588	462	303	159	4-5-0	6-2-0	8-4-0	3-3-0	Lost 1
Miami Dolphins	9	8	0	.529	341	373	-32	6-3-0	3-5-0	6-6-0	4-2-0	Won 1
New York Jets	4	13	0	.235	310	504	-194	3-6-0	1-7-0	4-8-0	0-6-0	Lost 2

NORTH DIVISION

TEAM	W	L	T	PCT	PF	PA	NET PTS	HOME	AWAY	CONF	DIV	STREAK
Cincinnati Bengals	10	7	0	.588	460	376	84	5-4-0	5-3-0	8-4-0	4-2-0	Lost 1
Pittsburgh Steelers	9	7	1	.559	343	398	-55	6-2-1	3-5-0	7-5-0	4-2-0	Won 2
Cleveland Browns	8	9	0	.471	349	371	-22	6-3-0	2-6-0	5-7-0	3-3-0	Won 1
Baltimore Ravens	8	9	0	.471	387	392	-5	5-4-0	3-5-0	5-7-0	1-5-0	Lost 6

SOUTH DIVISION

TEAM	W	L	T	PCT	PF	PA	NET PTS	HOME	AWAY	CONF	DIV	STREAK
Tennessee Titans	12	5	0	.706	419	354	65	7-2-0	5-3-0	8-4-0	5-1-0	Won 3
Indianapolis Colts	9	8	0	.529	451	365	86	4-5-0	5-3-0	7-5-0	3-3-0	Lost 2
Houston Texans	4	13	0	.235	280	452	-172	2-7-0	2-6-0	4-8-0	3-3-0	Lost 2
Jacksonville Jaguars	3	14	0	.176	253	457	-204	3-6-0	0-8-0	3-9-0	1-5-0	Won 1

WEST DIVISION

TEAM	W	L	T	PCT	PF	PA	NET PTS	HOME	AWAY	CONF	DIV	STREAK
Kansas City Chiefs	12	5	0	.706	480	364	116	7-2-0	5-3-0	7-5-0	5-1-0	Won 1
Las Vegas Raiders	10	7	0	.588	374	439	-65	5-4-0	5-3-0	8-4-0	3-3-0	Won 4
Los Angeles Chargers	9	8	0	.529	474	459	15	5-4-0	4-4-0	6-6-0	3-3-0	Lost 1
Denver Broncos	7	10	0	.412	335	322	13	4-5-0	3-5-0	3-9-0	1-5-0	Lost 4

NATIONAL FOOTBALL CONFERENCE

EAST DIVISION

TEAM	W	L	T	PCT	PF	PA	NET PTS	HOME	AWAY	CONF	DIV	STREAK
Dallas Cowboys	12	5	0	.706	530	358	172	5-3-0	7-2-0	10-2-0	6-0-0	Won 1
Philadelphia Eagles	9	8	0	.529	444	385	59	3-5-0	6-3-0	7-5-0	3-3-0	Lost 1
Washington Football Team	7	10	0	.412	335	434	-99	3-5-0	4-5-0	6-6-0	2-4-0	Won 1
New York Giants	4	13	0	.235	258	416	-158	3-5-0	1-8-0	3-9-0	1-5-0	Lost 6

NORTH DIVISION

TEAM	W	L	T	PCT	PF	PA	NET PTS	HOME	AWAY	CONF	DIV	STREAK
Green Bay Packers	13	4	0	.765	450	371	79	8-0-0	5-4-0	9-3-0	4-2-0	Lost 1
Minnesota Vikings	8	9	0	.471	425	426	-1	5-3-0	3-6-0	6-6-0	4-2-0	Won 1
Chicago Bears	6	11	0	.353	311	407	-96	3-5-0	3-6-0	4-8-0	2-4-0	Lost 1
Detroit Lions	3	13	1	.206	325	467	-142	3-5-0	0-8-1	3-9-0	2-4-0	Won 1

SOUTH DIVISION

TEAM	W	L	T	PCT	PF	PA	NET PTS	HOME	AWAY	CONF	DIV	STREAK
Tampa Bay Buccaneers	13	4	0	.765	511	353	158	7-1-0	6-3-0	8-4-0	4-2-0	Won 3
New Orleans Saints	9	8	0	.529	364	335	29	3-5-0	6-3-0	7-5-0	4-2-0	Won 2
Atlanta Falcons	7	10	0	.412	313	459	-146	2-6-0	5-4-0	4-8-0	2-4-0	Lost 2
Carolina Panthers	5	12	0	.294	304	404	-100	2-6-0	3-6-0	3-9-0	2-4-0	Lost 7

WEST DIVISION

TEAM	W	L	T	PCT	PF	PA	NET PTS	HOME	AWAY	CONF	DIV	STREAK
Los Angeles Rams	12	5	0	.706	460	372	88	5-3-0	7-2-0	8-4-0	3-3-0	Lost 1
Arizona Cardinals	11	6	0	.647	449	366	83	3-5-0	8-1-0	7-5-0	4-2-0	Lost 1
San Francisco 49ers	10	7	0	.588	427	365	62	4-4-0	6-3-0	7-5-0	2-4-0	Won 2
Seattle Seahawks	7	10	0	.412	395	366	29	3-5-0	4-5-0	4-8-0	3-3-0	Won 2

2021 TEXANS TRANSACTIONS

FEBRUARY

- 10 Signed free agent FB **Paul Quessenberry**.
- 12 Released DL **J.J. Watt**.
- 23 Released OL **Senio Kelemete**.
- 23 Waived LB **Peter Kalambayi**.
- 24 Released DL **Eddie Vanderdoes**.
- 26 Released RB **Duke Johnson** and OL **Nick Martin**.

MARCH

- 1 Signed CB **Cornell Armstrong**, RB **Dontrell Hilliard** and RB **Buddy Howell** to contract extensions.
- 1 Released QB **Josh McCown**.
- 2 Waived DB **Mark Fields II**.
- 2 Released DB **Brandon Williams**.
- 8 Signed free agent OL **Justin Britt**.
- 9 Waived FB **Cullen Gillaspia**.
- 16 Waived LB **Curtis Bolton**, DL **Andrew Brown**, WR **J'Mon Moore** and WR **Damion Ratley**.
- 17 Signed DB **Vernon Hargreaves III** to a contract extension.
- 17 Released OL **Zach Fulton**.
- 18 Released P **Bryan Anger** and TE **Darren Fells**.
- 22 Acquired OL **Marcus Cannon** via a trade with the New England Patriots.
- 22 Acquired DL **Shaq Lawson** via a trade with the Miami Dolphins.
- 22 Traded LB **Benardrick McKinney** to the Miami Dolphins.
- 22 Signed unrestricted free agent OL **Justin McCray**, WR **Donte Moncrief**, LB **Hardy Nickerson**, QB **Tyrod Taylor**, DL **Vincent Taylor** and LB **Joe Thomas**.
- 22 Signed free agent DB **Tremon Smith**, DB **Tavierre Thomas** and OL **Cole Toner**.
- 23 Acquired TE **Ryan Izzo** via a trade with the New England Patriots.
- 23 Acquired QB **Ryan Finley** via a trade with the Cincinnati Bengals.
- 23 Signed unrestricted free agent DB **Terrence Brooks**, DL **Maliek Collins**, LB **Kamu Grugier-Hill** and DL **Derek Rivers**.
- 23 Signed free agent LB **Tae Davis**.
- 23 Waived WR **Chad Hansen** and LS **Anthony Kukwa**.
- 24 Signed unrestricted free agent DB **Terrance Mitchell**, WR **Chris Moore**, LB **Kevin Pierre-Louis** and WR **Andre Roberts**.
- 24 Re-signed free agent TE **Pharaoh Brown**.
- 24 Signed free agent RB **Mark Ingram II** and LB **Christian Kirksey**.
- 29 Signed unrestricted free agent WR **Chris Conley** and DL **Jordan Jenkins**.
- 29 Re-signed unrestricted free agent LS **Jon Weeks**.
- 30 Signed unrestricted free agent WR **Alex Erickson** and DB **Desmond King II**.
- 30 Signed free agent P **Cameron Johnston** and RB **Phillip Lindsay**.

APRIL

- 8 Signed unrestricted free agent DL **Jaleel Johnson**.
- 9 Re-signed unrestricted free agent OL **Roderick Johnson**.
- 12 Waived OL **Beau Benzschawel** and WR **Steven Mitchell Jr.**
- 14 Signed unrestricted free agent TE **Antony Auclair**.
- 16 Signed unrestricted free agent OL **Lane Taylor** and DL **DeMarcus Walker**.
- 30 Drafted QB **Davis Mills** (third round) and WR **Nico Collins** (third round) in the 2021 NFL Draft.

MAY

- 1 Drafted TE **Brevin Jordan** (fifth round), LB **Garret Wallow** (fifth round) and DL **Roy Lopez** (sixth round) in the 2021 NFL Draft.
- 7 Signed free agent LB **Neville Hewitt**.
- 13 Signed WR **Nico Collins**, TE **Brevin Jordan** and DL **Roy Lopez**.
- 14 Signed college free agent OL **Carson Green**, WR **Damon Hazelton** and OL **Ryan McCollum**.
- 15 Signed LB **Garret Wallow**.
- 17 Signed free agent DB **Shyheim Carter**.
- 20 Signed free agent QB **Jeff Driskel** and WR **Taywan Taylor**.
- 21 Claimed OL **Geron Christian Sr.** off waivers from the Washington Football Team.
- 21 Waived OL **Cohl Cabral**.

MAY (CONT.)

- 24 Waived QB **Ryan Finley**.

JUNE

- 1 Signed RB **Rex Burkhead**.
- 9 Waived DL **Duke Ejifor**.
- 14 Signed college free agent LS **Mitchell Fraboni**.

JULY

- 26 Acquired WR **Anthony Miller** via a trade with the Chicago Bears.
- 26 Waived LS **Mitchell Fraboni**.
- 26 Placed OL **Marcus Cannon** and OL **Lane Taylor** on the Active/Physically Unable to Perform list.
- 27 Placed DB **Cornell Armstrong**, TE **Pharaoh Brown**, DB **Lonnie Johnson Jr.** and DL **DeMarcus Walker** on the Active/Non-Football Injury list.
- 27 Placed OL **Geron Christian Sr.**, RB **Buddy Howell** and WR **Taywan Taylor** on the Reserve/COVID-19 list.
- 27 Released WR **Donte Moncrief**.
- 29 Traded WR **Randall Cobb** to the Green Bay Packers.
- 29 Signed free agent WR **Jordan Veasy**.

AUGUST

- 2 Signed free agent LS **Mitchell Fraboni** and G **Danny Isidora**.
- 2 Activated DL **DeMarcus Walker** off the Active/Non-Football Injury list.
- 2 Waived LB **Nate Hall**.
- 3 Activated DB **Cornell Armstrong**, TE **Pharaoh Brown** and DB **Lonnie Johnson Jr.** off the Active/Non-Football Injury list.
- 9 Activated RB **Buddy Howell** and WR **Taywan Taylor** from the Reserve/COVID-19 list.
- 10 Activated OL **Geron Christian Sr.** from the Reserve/COVID-19 list.
- 10 Claimed OL **Drake Jackson** off waivers from the Detroit Lions.
- 10 Waived LS **Mitchell Fraboni**.
- 11 Waived WR **Damon Hazelton**.
- 11 Signed free agent RB **Darius Jackson**.
- 11 Placed DB **Bradley Roby** on the Reserve/COVID-19 list.
- 13 Placed OL **Tytus Howard**, OL **Roderick Johnson** and OL **Laremy Tunsil** on the Reserve/COVID-19 list.
- 16 Waived WR **Isaiah Coulter** and RB **Dontrell Hilliard**.
- 16 Traded DB **Keion Crossen** to the New York Giants.
- 16 Activated DB **Bradley Roby** off the Reserve/COVID-19 list.
- 18 RB **Dontrell Hilliard** reverted to the Reserve/Injured List.
- 18 Activated OL **Tytus Howard** from the Reserve/COVID-19 List.
- 18 Activated OL **Roderick Johnson** from the Reserve/COVID-19 List.
- 19 Waived OL **Roderick Johnson**.
- 20 Waived DL **Brandon Dunn**.
- 23 Waived TE **Kahale Warring**.
- 23 Released RB **Darius Jackson**.
- 24 Waived DL **Auzoyah Alufohai**.
- 24 Waived OL **Drake Jackson**.
- 25 Signed DB **Rasul Douglas**.
- 25 Acquired DB **Ka'dar Holman** via trade with the Green Bay Packers.
- 25 Traded DB **John Reid** to the Seattle Seahawks.
- 25 Placed WR **Taywan Taylor** on the Reserve/Injured list.
- 30 Activated OL **Laremy Tunsil** from the Reserve/COVID-19 List.
- 30 Traded DL **Shaq Lawson** to the New York Jets.
- 30 Waived/Injured DB **Cornell Armstrong**.
- 30 Waived/Injured LB **Tae Davis**.
- 31 Released TE **Antony Auclair**.
- 31 Released DB **Rasul Douglas**.
- 31 Released QB **Jeff Driskel**.
- 31 Released WR **Alex Erickson**.
- 31 Released G **Danny Isidora**.
- 31 Released DL **Jaleel Johnson**.
- 31 Released WR **Chris Moore**.
- 31 Released LB **Hardy Nickerson**.
- 31 Released DL **Derek Rivers**.

2021 TEXANS TRANSACTIONS

AUGUST (CONT.)

- 31 Released LB **Joe Thomas**.
- 31 Released OL **Cole Toner**.
- 31 Released/Failed Physical OL **Lane Taylor**.
- 31 Waived DB **Shyheim Carter**.
- 31 Waived WR **Keke Coutee**.
- 31 Waived OL **Hjalte Froholdt**.
- 31 Waived OL **Carson Green**.
- 31 Waived DB **Ka'dar Hollman**.
- 31 Waived RB **Buddy Howell**.
- 31 Waived TE **Ryan Izzo**.
- 31 Waived OL **Ryan McCollum**.
- 31 Waived DB **Jonathan Owens**.
- 31 Waived FB **Paul Quessenberry**.
- 31 Waived OL **Jordan Steckler**.
- 31 Waived WR **Jordan Veasy**.
- 31 Activated OL **Marcus Cannon** from the Physically Unable to Perform List.
- 31 Placed DB **Bradley Roby** on the Reserve/Suspended by Commissioner List.

SEPTEMBER

- 1 Signed TE **Antony Auclair** to the practice squad.
- 1 Signed DB **Shyheim Carter** to the practice squad.
- 1 Signed QB **Jeff Driskel** to the practice squad.
- 1 Signed OL **Hjalte Froholdt** to the practice squad.
- 1 Signed OL **Carson Green** to the practice squad.
- 1 Signed OL **Ryan McCollum** to the practice squad.
- 1 Signed WR **Chris Moore** to the practice squad.
- 1 Signed LB **Hardy Nickerson** to the practice squad.
- 1 Signed DB **Jonathan Owens** to the practice squad.
- 1 Signed FB **Paul Quessenberry** to the practice squad.
- 1 Signed DL **Derek Rivers** to the practice squad.
- 1 Signed OL **Lane Taylor** to the practice squad.
- 1 Signed WR **Jordan Veasy** to the practice squad.
- 2 Placed DB **A.J. Moore** on the Reserve/Injured List.
- 2 Signed free agent LB **Joe Thomas**.
- 3 Released WR **Taywan Taylor**.
- 3 Signed WR **Jalen Camp** to the practice squad.
- 3 Signed DB **Antonio Phillips** to the practice squad.
- 6 Placed OL **Charlie Heck** on the Reserve/COVID-19 List.
- 7 Signed K **Joey Slye** to the practice squad.
- 7 Waived DB **Cornell Armstrong**.
- 7 Claimed DB **Jimmy Moreland** of waivers from the Washington Football Team.
- 8 Signed free agent WR **Danny Amendola**.
- 8 Placed K **Ka'imi Fairbairn** on the Reserve/Injured List.
- 8 Signed DB **Cre'von LeBlanc** to the practice squad.
- 8 Released LB **Hardy Nickerson** from the practice squad.
- 9 Traded DB **Bradley Roby** to the New Orleans Saints.
- 11 Elevated K **Joey Slye** to the active roster from the practice squad (Standard Elevation).
- 11 Elevated TE **Antony Auclair** to the active roster from the practice squad (Standard Elevation).
- 13 K **Joey Slye** reverted back to the practice squad.
- 13 TE **Antony Auclair** reverted back to the practice squad.
- 15 Signed DL **Jaleel Johnson** to the active roster.
- 15 Placed DL **Vincent Johnson** on the Reserve/Injured List.
- 15 Signed DB **Grayland Arnold** to the practice squad.
- 15 Released DB **Antonio Phillips** from the practice squad.
- 16 Activated OL **Charlie Heck** from the Reserve/COVID-19 list.
- 16 Placed LB **Kevin Pierre-Louis** on the Reserve/Injured list.
- 18 Elevated K **Joey Slye** to the active roster from the practice squad (Standard Elevation).
- 18 Elevated TE **Antony Auclair** to the active roster from the practice squad (Standard Elevation).
- 20 K **Joey Slye** reverted back to the practice squad.
- 20 TE **Antony Auclair** reverted back to the practice squad.
- 21 Placed WR **Nico Collins** on the Reserve/Injured list.

SEPTEMBER (CONT.)

- 21 Placed QB **Tyrod Taylor** on the Reserve/Injured list.
- 21 Signed TE **Antony Auclair** to the active roster from the practice squad.
- 21 Signed LB **Hardy Nickerson** to the practice squad.
- 23 Signed K **Joey Slye** to the active roster from the practice squad.
- 23 Elevated QB **Jeff Driskel** to the active roster from the practice squad (Standard Elevation).
- 23 Elevated WR **Chris Moore** to the active roster from the practice squad (Standard Elevation).
- 24 QB **Jeff Driskel** reverted back to the practice squad.
- 24 WR **Chris Moore** reverted back to the practice squad.
- 27 Designated K **Ka'imi Fairbairn** for return.
- 27 Designated DB **A.J. Moore Jr.** for return.
- 30 Waived K **Joey Slye**.

OCTOBER

- 1 Placed DL **Ross Blacklock** on the Reserve/COVID-19 List.
- 1 Placed LB **Zach Cunningham** on the Reserve/COVID-19 List.
- 2 Activated K **Ka'imi Fairbairn**.
- 2 Activated DB **A.J. Moore Jr.**
- 2 Elevated QB **Jeff Driskel** to the active roster from the practice squad (COVID-19 Replacement).
- 2 Elevated LB **Hardy Nickerson** to the active roster from the practice squad (Standard Elevation).
- 4 QB **Jeff Driskel** reverted back to the practice squad.
- 4 LB **Hardy Nickerson** reverted back to the practice squad.
- 5 Signed OL **Jake Eldrenkamp** to the practice squad.
- 5 Signed OL **Jordan Steckler** to the practice squad.
- 6 Signed free agent WR **Davion Davis**.
- 6 Signed WR **Damon Hazelton** to the practice squad.
- 6 Designated LB **Kevin Pierre-Louis** for return.
- 6 Waived WR **Anthony Miller**.
- 6 Activated LB **Zach Cunningham** from the Reserve/COVID-19 List.
- 9 Elevated QB **Jeff Driskel** to the active roster from the practice squad (COVID-19 Replacement).
- 9 Elevated WR **Chris Moore** to the active roster from the practice squad (Standard Elevation).
- 9 Placed OL **Marcus Cannon** on the Reserve/Injured List.
- 11 QB **Jeff Driskel** reverted back to the practice squad.
- 11 WR **Chris Moore** reverted back to the practice squad.
- 12 Signed WR **Chris Moore** to the active roster from the practice squad.
- 12 Released DB **Shyheim Carter** from the practice squad.
- 12 Signed OL **Cole Toner** to the practice squad.
- 13 Designated WR **Nico Collins** for return.
- 13 Signed DL **Michael Dwumfour** to the practice squad.
- 16 Signed QB **Jeff Driskel** to the active roster from the practice squad.
- 16 Activated WR **Nico Collins**.
- 16 Placed OL **Laremy Tunsil** on the Reserve/Injured List.
- 16 Released LB **Joe Thomas**.
- 16 Elevated OL **Lane Taylor** to the active roster from the practice squad (Standard Elevation).
- 16 Elevated OL **Cole Toner** to the active roster from the practice squad (Standard Elevation).
- 17 OL **Lane Taylor** reverted back to the practice squad.
- 17 OL **Cole Toner** reverted back to the practice squad.
- 19 Released DL **Whitney Mercilus**.
- 19 Released WR **Andre Roberts**.
- 19 Signed LB **Connor Strachan** to the practice squad.
- 20 Signed free agent OL **Jimmy Morrissey**.
- 20 Activated DL **Ross Blacklock** from the Reserve/COVID-19 List.
- 21 Placed DB **Terrence Brooks** on the Reserve/Injured List.
- 23 Activated LB **Kevin Pierre-Louis** from the Reserve/Injured List.
- 23 Elevated OL **Cole Toner** to the active roster from the practice squad (Standard Elevation).
- 25 OL **Cole Toner** reverted back to the practice squad.
- 27 Designated QB **Tyrod Taylor** for return.

2021 TEXANS TRANSACTIONS

OCTOBER (CONT.)

- 29 Traded RB **Mark Ingram** to the New Orleans Saints.
- 29 Signed DB **Cre'von LeBlanc** to the active roster from the practice squad.
- 29 Signed RB **Jaylen Samuels** to the practice squad.
- 30 Placed OL **Justin Britt** on the Reserve/Injured List.
- 30 Signed OL **Cole Toner** to the active roster from the practice squad.
- 30 Elevated OL **Lane Taylor** to the active roster from the practice squad (Standard Elevation).
- 30 Elevated LB **Hardy Nickerson** to the active roster from the practice squad (Standard Elevation).
- 30 Signed P **Johnny Townsend** to the practice squad.

NOVEMBER

- 1 OL **Lane Taylor** reverted back to the practice squad.
- 1 LB **Hardy Nickerson** reverted back to the practice squad.
- 2 Released P **Johnny Townsend** from the practice squad.
- 2 Signed DB **T.J. Green** to the practice squad.
- 3 Signed LB **Hardy Nickerson** to the active roster to the practice squad.
- 3 Signed DL **Chris Smith** to the practice squad.
- 3 Waived DB **Vernon Hargreaves III**.
- 3 Traded DL **Charles Omenihu** to the San Francisco 49ers.
- 4 Claimed LB **Eric Wilson** via waivers from the Philadelphia Eagles.
- 6 Elevated DB **Jonathan Owens** to the active roster from the practice squad (Standard Elevation).
- 6 Activated QB **Tyrod Taylor** from the Reserve/Injured List.
- 6 Placed LB **Christian Kirksey** on the Reserve/Injured List.
- 8 DB **Jonathan Owens** reverted back to the practice squad.
- 9 Placed RB **Scottie Phillips** on the Reserve/Injured List.
- 9 Claimed RB **Royce Freeman** via waivers from the Carolina Panthers.
- 10 Released OL **Carson Green** from the practice squad.
- 10 Signed DL **Demone Harris** to the practice squad.
- 15 Designated DB **Terrence Brooks** for return.
- 17 Signed OL **Carson Green** to the practice squad.
- 17 Released LB **Connor Strachan** from the practice squad.
- 20 Activated DB **Terrence Brooks** from the Reserve/Injured List.
- 20 Placed LB **Hardy Nickerson** on the Reserve/Injured List.
- 20 Elevated DL **Derek Rivers** to the active roster from the practice squad (Standard Elevation).
- 22 DL **Derek Rivers** reverted back to the practice squad.
- 23 Waived RB **Phillip Lindsay**.
- 24 Signed DL **Derek Rivers** to the active roster from the practice squad.
- 24 Signed LB **Connor Strachan** to the practice squad.
- 27 Placed DL **Jordan Jenkins** on the Reserve/Injured List.
- 27 Signed OL **Lane Taylor** to the active roster from the practice squad.
- 27 Elevated DB **Jonathan Owens** to the active roster from the practice squad (Standard Elevation).
- 29 DB **Jonathan Owens** reverted back to the practice squad.
- 30 Signed RB **Darius Jackson** to the practice squad.

DECEMBER

- 2 Designated LB **Christian Kirksey** for return.
- 4 Placed WR **Danny Amendola** on the Reserve/Injured List.
- 4 Placed DL **DeMarcus Walker** on the Reserve/Injured List.
- 4 Activated LB **Christian Kirksey** from the Reserve/Injured List.
- 4 Activated OL **Justin Britt** from the Reserve/Injured List.
- 4 Signed DB **Jonathan Owens** to the active roster from the practice squad.
- 4 Elevated LB **Chris Smith** to the active roster from the practice squad (Standard Elevation).
- 4 Elevated RB **Jaylen Samuels** to the active roster from the practice squad (Standard Elevation).
- 4 Signed WR **Phillip Dorsett** to the practice squad.
- 4 Waived DB **Cre'von LeBlanc**.

DECEMBER (CONT.)

- 6 DL **Chris Smith** reverted back to the practice squad.
- 6 RB **Jaylen Samuels** reverted back to the practice squad.
- 8 Waived LB **Zach Cunningham**.
- 8 Signed DB **Cre'von LeBlanc** to the practice squad.
- 8 Released WR **Damon Hazelton** from the practice squad.
- 11 Signed WR **Phillip Dorsett** to the active roster from the practice squad.
- 11 Signed WR **Damon Hazelton** to the practice squad.
- 11 Elevated DB **Grayland Arnold** to the active roster from the practice squad (Standard Elevation).
- 11 Elevated DL **Chris Smith** to the active roster from the practice squad (Standard Elevation).
- 11 Placed RB **Jaylen Samuels** on the practice squad/COVID-19 List.
- 12 Placed RB **David Johnson** on the Reserve/COVID-19 List.
- 13 DB **Grayland Arnold** reverted back to the practice squad.
- 13 DL **Chris Smith** reverted back to the practice squad.
- 13 Placed LB **Kamu Grugier-Hill** on the Reserve/COVID-19 List.
- 13 Activated RB **David Johnson** from the Reserve/COVID-19 List.
- 15 Placed LB **Christian Kirksey** on the Reserve/COVID-19 List.
- 15 Placed DL **DeMarcus Walker** on the Reserve/COVID-19 List.
- 15 Placed WR **Davion Davis** on the Reserve/Injured List.
- 15 Designated DL **Jordan Jenkins** for Return.
- 15 Signed RB **Darius Anderson** to the practice squad.
- 15 Placed DB **A.J. Moore** on the Reserve/COVID-19 List.
- 16 Placed DB **Terrence Brooks** on the Reserve/COVID-19 List.
- 16 Placed DB **Terrence Mitchell** on the Reserve/COVID-19 List.
- 16 Placed DB **Cre'von LeBlanc** on the practice squad/COVID-19 List.
- 17 Placed OL **Justin McCray** on the Reserve/COVID-19 List.
- 18 Placed OL **Lane Taylor** on the Reserve/COVID-19 List.
- 18 Placed DL **Jonathan Greenard** on the Reserve/COVID-19 List.
- 18 Activated DL **Jordan Jenkins** from the Reserve/Injured List.
- 18 Elevated DB **Grayland Arnold** to the active roster from the practice squad (COVID-19 Replacement).
- 18 Elevated DB **T.J. Green** to the active roster from the practice squad (COVID-19 Replacement).
- 18 Elevated FB **Paul Quessenberry** to the active roster from the practice squad (COVID-19 Replacement).
- 18 Elevated DL **Chris Smith** to the active roster from the practice squad (COVID-19 Replacement).
- 18 Elevated OL **Jordan Steckler** to the active roster from the practice squad (COVID-19 Replacement).
- 18 Elevated LB **Connor Strachan** to the active roster from the practice squad (COVID-19 Replacement).
- 18 Elevated WR **Jordan Veasy** to the active roster from the practice squad (COVID-19 Replacement).
- 20 DB **Grayland Arnold** reverted back to the practice squad.
- 20 DB **T.J. Green** reverted back to the practice squad.
- 20 FB **Paul Quessenberry** reverted back to the practice squad.
- 20 DL **Chris Smith** reverted back to the practice squad.
- 20 OL **Jordan Steckler** reverted back to the practice squad.
- 20 LB **Connor Strachan** reverted back to the practice squad.
- 20 WR **Jordan Veasy** reverted back to the practice squad.
- 20 Placed DL **Maliek Collins** on the Reserve/COVID-19 List.
- 20 Placed DL **Jacob Martin** on the Reserve/COVID-19 List.
- 20 Placed DL **Derek Rivers** on the Reserve/COVID-19 List.
- 21 Signed LB **Josh Watson** to the practice squad.
- 21 Signed free agent DL **Ron'Dell Carter**.
- 21 Signed free agent DL **Xavier Williams**.
- 21 Placed DL **Jaleel Johnson** on the Reserve/COVID-19 List.
- 22 Placed WR **Brandin Cooks** on the Reserve/COVID-19 List.
- 22 Placed K **Ka'imi Fairbairn** on the Reserve/COVID-19 List.
- 22 Placed LB **Eric Wilson** on the Reserve/COVID-19 List.
- 22 Activated DL **DeMarcus Walker** from the Reserve/COVID-19 List; Reverts back to the Reserve/Injured List.
- 22 Placed LB **Tae Davis** on the Reserve/COVID-19 List.
- 23 Placed OL **Justin Britt** on the Reserve/COVID-19 List.
- 23 Placed OL **Tytus Howard** on the Reserve/COVID-19 List.
- 23 Placed DL **Jordan Jenkins** on the Reserve/COVID-19 List.

2021 TEXANS TRANSACTIONS

DECEMBER (CONT.)

- 23 Placed DB **Lonnie Johnson Jr.** on the Reserve/COVID-19 List.
- 23 Placed DB **Eric Murray** on the Reserve/COVID-19 List.
- 23 Placed DL **Roy Lopez** on the Reserve/COVID-19 List.
- 23 Designated DL **DeMarcus Walker** for Return.
- 23 Designated WR **Danny Amendola** for Return.
- 23 Restored RB **Jaylen Samuels** to the practice squad from the Practice Squad/COVID-19 List.
- 23 Signed K **Dominik Eberle** to the practice squad.
- 23 Signed DL **Chris Smith** to the active roster from the practice squad.
- 23 Signed DB **Grayland Arnold** to the active roster from the practice squad.
- 25 Activated WR **Danny Amendola** from the Reserve/Injured list.
- 25 Activated DB **Terrence Brooks** from the Reserve/COVID-19 List.
- 25 Activated LB **Christian Kirksey** from the Reserve/COVID-19 List.
- 25 Activated DL **Jacob Martin** from the Reserve/COVID-19 List.
- 25 Activated OL **Justin McCray** from the Reserve/COVID-19 List.
- 25 Activated DB **Terrance Mitchell** from the Reserve/COVID-19 List.
- 25 Activated DL **DeMarcus Walker** from the Reserve/Injured List.
- 25 Elevated WR **Jalen Camp** to the active roster from the practice squad (COVID-19 Replacement).
- 25 Elevated K **Dominik Eberle** to the active roster from the practice squad (COVID-19 Replacement).
- 25 Elevated DL **Michael Dwumfour** to the active roster from the practice squad (COVID-19 Replacement).
- 25 Elevated OL **Jake Eldrenkamp** to the active roster from the practice squad (COVID-19 Replacement).
- 25 Elevated OL **Carson Green** to the active roster from the practice squad (COVID-19 Replacement).
- 25 Elevated DL **Demone Harris** to the active roster from the practice squad (COVID-19 Replacement).
- 25 Elevated FB **Paul Quessenberry** to the active roster from the practice squad (COVID-19 Replacement).
- 25 Elevated RB **Jaylen Samuels** to the active roster from the practice squad (COVID-19 Replacement).
- 25 Elevated OL **Jordan Steckler** to the active roster from the practice squad (COVID-19 Replacement).
- 25 Elevated LB **Connor Strachan** to the active roster from the practice squad (COVID-19 Replacement).
- 25 Elevated LB **Josh Watson** to the active roster from the practice squad (COVID-19 Replacement).
- 27 WR **Jalen Camp** reverted back to the practice squad.
- 27 K **Dominik Eberle** reverted back to the practice squad.
- 27 DL **Michael Dwumfour** reverted back to the practice squad.
- 27 OL **Jake Eldrenkamp** reverted back to the practice squad.
- 27 OL **Carson Green** reverted back to the practice squad.
- 27 DL **Demone Harris** reverted back to the practice squad.
- 27 FB **Paul Quessenberry** reverted back to the practice squad.
- 27 RB **Jaylen Samuels** reverted back to the practice squad.
- 27 OL **Jordan Steckler** reverted back to the practice squad.
- 27 LB **Connor Strachan** reverted back to the practice squad.
- 27 LB **Josh Watson** reverted back to the practice squad.
- 27 Placed LB **Neville Hewitt** on the Reserve/COVID-19 List.
- 27 Placed RB **David Johnson** on the Reserve/COVID-19 List.
- 27 Placed FB **Paul Quessenberry** on the Practice Squad/COVID-19 List.
- 29 Activated OL **Justin Britt** from the Reserve/COVID-19 List.
- 29 Activated WR **Brandin Cooks** from the Reserve/COVID-19 List.
- 29 Activated K **Ka'imi Fairbairn** from the Reserve/COVID-19 List.
- 29 Activated DL **Jonathan Greenard** from the Reserve/COVID-19 List.
- 29 Activated LB **Kamu Grugier-Hill** from the Reserve/COVID-19 List.
- 29 Activated LB **Neville Hewitt** from the Reserve/COVID-19 List.
- 29 Activated DL **Jordan Jenkins** from the Reserve/COVID-19 List.
- 29 Activated DL **Jaleel Johnson** from the Reserve/COVID-19 List.
- 29 Activated DL **Roy Lopez** from the Reserve/COVID-19 List.
- 29 Activated DB **Eric Murray** from the Reserve/COVID-19 List.
- 29 Activated DL **Derek Rivers** from the Reserve/COVID-19 List.

DECEMBER (CONT.)

- 29 Activated OL **Lane Taylor** from the Reserve/COVID-19 List.
- 29 Activated LB **Eric Wilson** from the Reserve/COVID-19 List.
- 29 Signed OL **Sam Cooper** to the practice squad
- 29 Restored DB **Cre'von LeBlanc** to the practice squad from the practice squad/COVID-19 List.
- 29 Placed K **Dominik Eberle** on the practice squad/COVID-19 List.
- 29 Placed DL **Ron'Dell Carter** on the Reserve/COVID-19 List.
- 29 Placed WR **Chris Moore** on the Reserve/COVID-19 List.
- 29 Placed WR **Phillip Dorsett** on the Reserve/Injured List.
- 29 Placed OL **Cole Toner** on the Reserve/Injured List.
- 30 Activated DB **A.J. Moore Jr.** from the Reserve/COVID-19 List.
- 30 Placed WR **Danny Amendola** on the Reserve/COVID-19 List.
- 31 Placed LB **Kevin Pierre-Louis** on the Reserve/COVID-19 List.
- 31 Placed TE **Antony Auclair** on the Reserve/COVID-19 List.
- 31 Activated DL **Maliek Collins** from the Reserve/COVID-19 List.
- 31 Waived DL **Xavier Williams**.

JANUARY 2022

- 1 Elevated WR **Jalen Camp** to the active roster from the practice squad (COVID-19 Replacement).
- 1 Elevated DB **Cre'von Leblanc** to the active roster from the practice squad (COVID-19 Replacement).
- 1 Elevated RB **Jaylen Samuels** to the active roster from the practice squad (COVID-19 Replacement).
- 1 Elevated OL **Jordan Steckler** to the active roster from the practice squad (COVID-19 Replacement).
- 1 Elevated WR **Jordan Veasy** to the active roster from the practice squad (COVID-19 Replacement).
- 1 Elevated DL **Michael Dwumfour** to the active roster from the practice squad (Standard Elevation).
- 1 Elevated LB **Josh Watson** to the active roster from the practice squad (Standard Elevation).
- 3 WR **Jalen Camp** reverted back to the practice squad.
- 3 DB **Cre'von Leblanc** reverted back to the practice squad.
- 3 RB **Jaylen Samuels** reverted back to the practice squad.
- 3 OL **Jordan Steckler** reverted back to the practice squad.
- 3 DL **Michael Dwumfour** reverted back to the practice squad.
- 3 LB **Josh Watson** reverted back to the practice squad.
- 3 Placed DB **Justin Reid** on the Reserve/COVID-19 List.
- 3 Placed DB **Grayland Arnold** on the Reserve/Injured List.
- 3 Placed DB **Jonathan Owens** on the Reserve/Injured List.
- 5 Activated WR **Danny Amendola** from the Reserve/COVID-19 List.
- 5 Activated TE **Antony Auclair** from the Reserve/COVID-19 List.
- 5 Activated DL **Ron'Dell Carter** from the Reserve/COVID-19 List.
- 5 Activated OL **Tytus Howard** from the Reserve/COVID-19 List.
- 5 Activated RB **David Johnson** from the Reserve/COVID-19 List.
- 5 Activated DB **Lonnie Johnson Jr.** from the Reserve/COVID-19 List.
- 5 Activated WR **Chris Moore** from the Reserve/COVID-19 List.
- 5 Restored K **Dominik Eberle** to the practice squad from the practice squad/COVID-19 List.
- 5 Restored FB **Paul Quessenberry** to the practice squad from the practice squad /COVID-19 List.
- 5 Released K **Dominik Eberle** from the practice squad.
- 5 Released RB **Darius Jackson** from the practice squad.
- 6 Placed TE **Jeff Driskel** on the Reserve/COVID-19 List from the Reserve/Injured List.
- 6 Activated LB **Kevin Pierre-Louis** from the Reserve/COVID-19 List.
- 8 Elevated DL **Michael Dwumfour** to the active roster from the practice squad (COVID-19 Replacement).
- 8 Elevated WR **Jalen Camp** to the active roster from the practice squad (Standard Elevation).
- 8 Elevated LB **Connor Strachan** to the active roster from the practice squad (Standard Elevation).
- 10 DL **Michael Dwumfour** reverted back to the practice squad.
- 10 WR **Jalen Camp** reverted back to the practice squad.
- 10 LB **Connor Strachan** reverted back to the practice squad.

HOUSTON TEXANS NUMERIC ROSTER



COACHING STAFF

COACH	TITLE
David Culley	Head Coach
Lovie Smith	Associate Head Coach / Defensive Coordinator
Tim Kelly	Offensive Coordinator
Frank Ross	Special Teams Coordinator
Sean Baker	Assistant Special Teams
Danny Barrett	Running Backs
Andy Bischoff	Tight Ends
Ben Bolling	Defensive Assistant
James Campen	Offensive Line
Ilir Emini	Defensive Assistant
Pep Hamilton	Passing Game Coord. / Quarterbacks
Greg Jackson	Safeties
Bobby King	Defensive Line
Robert Kugler	Assistant Offensive Line / Offensive Assistant
Ben McDaniels	Assistant Wide Receivers / Offensive Assistant
DeNarius McGhee	Offensive Assistant
Robert Prince	Wide Receivers
Allen Smith	Assistant Defensive Line / Defensive Assistant
Miles Smith	Linebackers
Dino Vasso	Cornerbacks

PRONUNCIATION GUIDE

PLAYER	PRONUNCIATION
Jordan Akins	A-kins
Anthony Auclair	Anthony aw-CLARE
Geron Christian Sr.	JARE-en
Maliek Collins	mah-LEEK
Ka'imi Fairbairn	kuh-EE-me FAIR-bairn
Jonathan Greenard	gruh-NARD
Kamu Grugier-Hill	KAH-moo GREW-jay HILL
Kevin Pierre-Louis	PEA-air Lewis
Tavierre Thomas	TAV-ee-air

HOW ACQUIRED KEY

CFA	College Free Agent
D	Draft Pick
FA	Free Agent
T	Trade
UFA	Unrestricted Free Agent
W	Waivers
()	Previous Team

NO.	NAME	POS	HT	WT	AGE	EXP	COLLEGE	HOMETOWN	ACQUIRED
1	Lonnie Johnson Jr.	DB	6-2	213	26	3	Kentucky	Gary, Ind.	D2a-'19
4	Deshawn Watson	QB	6-2	215	26	5	Clemson	Gainesville, Ga.	D1-'17
5	Tyrod Taylor	QB	6-1	217	32	11	Virginia Tech	Hampton, Va.	UFA-'21 (LAC)
7	Ka'imi Fairbairn	K	6-0	183	27	6	UCLA	Kailua, Hawaii	CFA-'16
8	Terrence Brooks	DB	5-11	205	29	8	Florida State	Dunnellon, Fla.	UFA-'21 (NE)
9	Brevin Jordan	TE	6-3	245	21	R	Miami (Fla.)	Las Vegas, Nev.	D5a-'21
10	Davis Mills	QB	6-4	225	23	R	Stanford	Duluth, Ga.	D3a-'21
11	Cameron Johnston	P	5-11	194	29	4	Ohio State	Geelong, Australia	FA-'21
12	Nico Collins	WR	6-4	215	22	R	Michigan	Birmingham, Ala.	D3b-'21
13	Brandin Cooks	WR	5-10	183	28	8	Oregon State	Stockton, Calif.	T-'20 (LAR)
15	Chris Moore	WR	6-1	200	28	6	Cincinnati	Tampa, Fla.	UFA-'21 (BAL)
18	Chris Conley	WR	6-3	205	29	7	Georgia	Dallas, Ga.	UFA-'21 (JAX)
20	Justin Reid	DB	6-1	203	24	4	Stanford	Prairieville, La.	D3a-'18
22	Jimmy Moreland	DB	5-11	182	26	3	James Madison	Belle Glade, Fla.	W-'21 (WAS)
23	Eric Murray	DB	5-11	199	28	6	Minnesota	Milwaukee, Wis.	UFA-'20 (CLE)
24	Tremont Smith	DB	5-11	190	25	4	Central Arkansas	Anniston, Ala.	FA-'21
25	Desmond King II	DB	5-10	200	27	5	Iowa	Detroit, Mich.	UFA-'21 (TEN)
26	Royce Freeman	RB	6-0	238	25	4	Oregon	Imperial, Calif.	W-'21 (CAR)
28	Rex Burkhead	RB	5-10	215	31	9	Nebraska	Plano, Texas	FA-'21
31	David Johnson	RB	6-1	224	30	7	Northern Iowa	Clinton, Iowa	T-'20 (ARI)
32	Garret Wallow	LB	6-2	230	22	R	TCU	New Orleans, La.	D5b-'21
33	A.J. Moore Jr.	DB	5-11	200	26	4	Mississippi	Bassfield, Miss.	W-'18 (NE)
37	Tavierre Thomas	DB	5-10	205	25	4	Ferris State	Detroit, Mich.	FA-'21
39	Terrance Mitchell	DB	5-11	191	29	8	Oregon	Sacramento, Calif.	UFA-'21 (CLE)
43	Neville Hewitt	LB	6-2	234	28	7	Marshall	Conyers, Ga.	FA-'21
46	Jon Weeks	LS	5-10	242	35	12	Baylor	Bethpage, N.Y.	FA-'10
50	Jordan Jenkins	DL	6-3	260	27	6	Georgia	Hamilton, Ga.	UFA-'21 (NYJ)
51	Kamu Grugier-Hill	LB	6-2	230	27	6	Eastern Illinois	Papakolea, Hawaii	UFA-'21 (MIA)
52	Jonathan Greenard	DL	6-3	263	24	2	Florida	Hiram, Ga.	D3-'20
54	Jacob Martin	DL	6-2	242	26	4	Temple	Katy, Texas	T-'19 (SEA)
55	DeMarcus Walker	DL	6-4	280	27	5	Florida State	Jacksonville, Fla.	UFA-'21 (DEN)
57	Kevin Pierre-Louis	LB	6-0	231	30	8	Boston College	Norwalk, Conn.	UFA-'21 (WAS)
58	Christian Kirksey	LB	6-2	235	29	8	Iowa	St. Louis, Mo.	FA-'21
59	Eric Wilson	LB	6-1	230	27	5	Cincinnati	Redford, Mich.	W-'21 (PHI)
64	Justin McCray	OL	6-3	315	29	5	Central Florida	Miami, Fla.	UFA-'21 (ATL)
65	Lane Taylor	OL	6-3	324	32	9	Oklahoma State	Arlington, Texas	UFA-'21 (GB)
67	Charlie Heck	OL	6-8	311	25	2	North Carolina	Kansas City, Mo.	D4a-'20
68	Justin Britt	OL	6-6	315	30	7	Missouri	Lebanon, Mo.	FA-'21
71	Tytus Howard	OL	6-5	322	25	3	Alabama State	Monroeville, Ala.	D1-'19
72	Geron Christian Sr.	OL	6-6	315	25	4	Louisville	Ocala, Fla.	W-'21 (WAS)
74	Max Scharping	OL	6-6	327	25	3	Northern Illinois	Green Bay, Wis.	D2b-'19
75	Ron'Dell Carter	DL	6-3	269	24	2	James Madison	Baltimore Md.	FA-'21
79	Jimmy Morrissey	OL	6-3	303	23	R	Pittsburgh	Huntingdon Valley, Pa.	FA-'21
83	Anthony Auclair	TE	6-6	256	28	5	Laval	Notre-Dame-des-Pins, Quebec, Canada	UFA-'21 (TB)
85	Pharaoh Brown	TE	6-6	258	27	4	Oregon	Cleveland, Ohio	FA-'20
88	Jordan Akins	TE	6-4	243	29	4	Central Florida	Locust Grove, Ga.	D3c-'18
89	Danny Amendola	WR	5-11	185	36	13	Texas Tech	The Woodlands, Texas	FA-'21
90	Ross Blacklock	DL	6-3	290	23	2	TCU	Missouri City, Texas	D2-'20
91	Roy Lopez	DL	6-2	318	24	R	Arizona	Tempe, Ariz.	D6-'21
92	Chris Smith	DL	6-1	266	29	8	Arkansas	Mount Ulla, N.C.	FA-'21
93	Jaleel Johnson	DL	6-3	316	27	5	Iowa	Brooklyn, N.Y.	UFA-'21 (MIN)
95	Derek Rivers	DL	6-5	250	27	5	Youngstown State	Kinston, N.C.	UFA-'21 (LAR)
97	Maliek Collins	DL	6-2	310	26	6	Nebraska	Kansas City, Mo.	UFA-'21 (LV)

RESERVE/INJURED LIST (12)

2	Phillip Dorsett	WR	5-10	192	29	6	Miami	Fort Lauderdale, Fla.	FA-'21
6	Jeff Driskel	TE	6-4	235	28	6	Louisiana Tech	Oviedo, Fla.	FA-'21
27	Scottie Phillips	RB	5-8	209	24	2	Mississippi	Ellisville, Miss.	CFA-'20
35	Grayland Arnold	DB	5-10	187	24	2	Baylor	Beaumont, Texas	FA-'21
36	Jonathan Owens	DB	5-11	210	26	3	Missouri Western State	St. Louis, Mo.	FA-'19
	Tae Davis	LB	6-1	224	25	4	Chattanooga	Oxford, Ala.	FA-'21
56	Hardy Nickerson	LB	6-0	235	28	5	Illinois	Oakland, Calif.	UFA-'21 (MIN)
61	Marcus Cannon	OL	6-6	335	33	10	TCU	Odessa, Texas	T-'21 (NE)
66	Cole Toner	OL	6-5	310	27	4	Harvard	Greenwood, Ind.	FA-'21
78	Laremy Tunsil	OL	6-5	313	27	6	Mississippi	Lake City, Fla.	T-'19 (MIA)
81	Davion Davis	WR	5-11	199	25	1	Sam Houston State	Hutto, Texas	FA-'21
96	Vincent Taylor	DL	6-3	311	28	5	Oklahoma State	New Orleans, La.	UFA-'21 (CLE)

PRACTICE SQUAD (16)

14	T.J. Green	DB	6-3	215	26	5	Clemson	Sylacauga, Alabama	FA-'21
17	Jalen Camp	WR	6-2	220	23	R	Georgia Tech	Cumming, Ga.	FA-'21
21	Cre'von LeBlanc	DB	5-10	190	27	6	Florida Atlantic	Palm Beach, Fla.	FA-'21
30	Darius Anderson	RB	5-11	212	24	2	TCU	Richmond, Texas	FA-'21
38	Jaylen Samuels	RB	6-0	225	25	4	North Carolina State	Charlotte, N.C.	FA-'21
40	Josh Watson	LB	6-2	240	25	3	Colorado State	Kansas City, Mo.	FA-'21
45	Paul Quessenberry	FB	6-2	250	30	1	Navy	Carlsbad, Calif.	FA-'21
53	Connor Strachan	LB	6-0	230	26	1	Boston College	Wellesley, Mass.	FA-'21
60	Jake Eldrenkamp	OL	6-5	300	27	2	Washington	Medina, Wash.	FA-'21
62	Carson Green	OL	6-6	320	22	R	Texas A&M	Southlake, Texas	CFA-'21
70	Jordan Steckler	OL	6-5	305	25	1	Northern Illinois	Two Rivers, Wis.	FA-'21
73	Sam Cooper	OL	6-2	305	24	R	Merrimack	Bensalem, Pa.	FA-'21
84	Jordan Veasy	WR	6-3	221	26	1	Californnia	Gadsden, Ala.	FA-'21
86	Damon Hazelton	WR	6-3	215	24	R	Missouri	Baltimore, Md.	CFA-'21
94	Demone Harris	DL	6-4	272	26	3	Buffalo	Buffalo, N.Y.	FA-'21
98	Michael Dwumfour	DL	6-1	296	24	R	Rutgers	Scotch Plains, N.J.	FA-'21

HOUSTON TEXANS ALPHA ROSTER



COACHING STAFF

COACH	TITLE
-------	-------

David Culley	Head Coach
Lovie Smith	Associate Head Coach / Defensive Coordinator
Tim Kelly	Offensive Coordinator
Frank Ross	Special Teams Coordinator
Sean Baker	Assistant Special Teams
Danny Barrett	Running Backs
Andy Bischoff	Tight Ends
Ben Bolling	Defensive Assistant
James Campen	Offensive Line
Ilir Emini	Defensive Assistant
Pep Hamilton	Passing Game Coord. / Quarterbacks
Greg Jackson	Safeties
Bobby King	Defensive Line
Robert Kugler	Assistant Offensive Line / Offensive Assistant
Ben McDaniels	Assistant Wide Receivers / Offensive Assistant
DeNarius McGhee	Offensive Assistant
Robert Prince	Wide Receivers
Allen Smith	Assistant Defensive Line / Defensive Assistant
Miles Smith	Linebackers
Dino Vasso	Cornerbacks

PRONUNCIATION GUIDE

PLAYER	PRONUNCIATION
--------	---------------

Jordan Akins	A-kins
Anthony Auclair	Anthony aw-CLARE
Geron Christian Sr.	JARE-en
Maliek Collins	mah-LEEK
Ka'imi Fairbairn	kuh-EE-me FAIR-bairn
Jonathan Greenard	gruh-NARD
Kamu Grugier-Hill	KAH-moo GREW-jay HILL
Kevin Pierre-Louis	PEA-air Lewis
Tavierre Thomas	TAV-ee-air

HOW ACQUIRED KEY

CFA	College Free Agent
D	Draft Pick
FA	Free Agent
T	Trade
UFA	Unrestricted Free Agent
W	Waivers
()	Previous Team

NO.	NAME	POS	HT	WT	AGE	EXP	COLLEGE	HOMETOWN	ACQUIRED
88	Akins, Jordan	TE	6-4	243	29	4	Central Florida	Locust Grove, Ga.	D3c-'18
89	Amendola, Danny	WR	5-11	185	36	13	Texas Tech	The Woodlands, Texas	FA-'21
83	Auclair, Antony	TE	6-6	256	28	5	Laval	Notre-Dame-des-Pins, Quebec, Canada	UFA-'21 (TB)
90	Blacklock, Ross	DL	6-3	290	23	2	TCU	Missouri City, Texas	D2-'20
68	Britt, Justin	OL	6-6	315	30	7	Missouri	Lebanon, Mo.	FA-'21
8	Brooks, Terrence	DB	5-11	205	29	8	Florida State	Dunnellon, Fla.	UFA-'21 (NE)
85	Brown, Pharaoh	TE	6-6	258	27	4	Oregon	Cleveland, Ohio	FA-'20
28	Burkhead, Rex	RB	5-10	215	31	9	Nebraska	Plano, Texas	FA-'21
75	Carter, Ron'Dell	DL	6-3	269	24	2	James Madison	Baltimore Md.	FA-'21
72	Christian Sr., Geron	OL	6-6	315	25	4	Louisville	Ocala, Fla.	W-'21 (WAS)
97	Collins, Maliek	DL	6-2	310	26	6	Nebraska	Kansas City, Mo.	UFA-'21 (LV)
12	Collins, Nico	WR	6-4	215	22	R	Michigan	Birmingham, Ala.	D3b-'21
18	Conley, Chris	WR	6-3	205	29	7	Georgia	Dallas, Ga.	UFA-'21 (JAX)
13	Cooks, Brandin	WR	5-10	183	28	8	Oregon State	Stockton, Calif.	T-'20 (LAR)
7	Fairbairn, Ka'imi	K	6-0	183	27	6	UCLA	Kailua, Hawaii	CFA-'16
26	Freeman, Royce	RB	6-0	238	25	4	Oregon	Imperial, Calif.	W-'21 (CAR)
52	Greenard, Jonathan	DL	6-3	263	24	2	Florida	Hiram, Ga.	D3-'20
51	Grugier-Hill, Kamu	LB	6-2	230	27	6	Eastern Illinois	Papakolea, Hawaii	UFA-'21 (MIA)
67	Heck, Charlie	OL	6-8	311	25	2	North Carolina	Kansas City, Mo.	D4a-'20
43	Hewitt, Neville	LB	6-2	234	28	7	Marshall	Conyers, Ga.	FA-'21
71	Howard, Tytus	OL	6-5	322	25	3	Alabama State	Monroeville, Ala.	D1-'19
50	Jenkins, Jordan	DL	6-3	260	27	6	Georgia	Hamilton, Ga.	UFA-'21 (NYJ)
11	Johnston, Cameron	P	5-11	194	29	4	Ohio State	Geelong, Australia	FA-'21
31	Johnson, David	RB	6-1	224	30	7	Northern Iowa	Clinton, Iowa	T-'20 (ARI)
93	Johnson, Jaleel	DL	6-3	316	27	5	Iowa	Brooklyn, N.Y.	UFA-'21 (MIN)
1	Johnson Jr., Lonnie	DB	6-2	213	26	3	Kentucky	Gary, Ind.	D2a-'19
9	Jordan, Brevin	TE	6-3	245	21	R	Miami (Fla.)	Las Vegas, Nev.	D5a-'21
25	King II, Desmond	DB	5-10	200	27	5	Iowa	Detroit, Mich.	UFA-'21 (TEN)
58	Kirksey, Christian	LB	6-2	235	29	8	Iowa	St. Louis, Mo.	FA-'21
91	Lopez, Roy	DL	6-2	318	24	R	Arizona	Tempe, Ariz.	D6-'21
54	Martin, Jacob	DL	6-2	242	26	4	Temple	Katy, Texas	T-'19 (SEA)
64	McCray, Justin	OL	6-3	315	29	5	Central Florida	Miami, Fla.	UFA-'21 (ATL)
10	Mills, Davis	QB	6-4	225	23	R	Stanford	Duluth, Ga.	D3a-'21
39	Mitchell, Terrance	DB	5-11	191	29	8	Oregon	Sacramento, Calif.	UFA-'21 (CLE)
15	Moore, Chris	WR	6-1	200	28	6	Cincinnati	Tampa, Fla.	UFA-'21 (BAL)
33	Moore Jr., A.J.	DB	5-11	200	26	4	Mississippi	Bassfield, Miss.	W-'18 (NE)
22	Moreland, Jimmy	DB	5-11	182	26	3	James Madison	Belle Glade, Fla.	W-'21 (WAS)
79	Morrissey, Jimmy	OL	6-3	303	23	R	Pittsburgh	Huntingdon Valley, Pa.	FA-'21
23	Murray, Eric	DB	5-11	199	28	6	Minnesota	Milwaukee, Wis.	UFA-'20 (CLE)
57	Pierre-Louis, Kevin	LB	6-0	231	30	8	Boston College	Norwalk, Conn.	UFA-'21 (WAS)
20	Reid, Justin	DB	6-1	203	24	4	Stanford	Prairieville, La.	D3a-'18
95	Rivers, Derek	DL	6-5	250	27	5	Youngstown State	Kinston, N.C.	UFA-'21 (LAR)
74	Scharping, Max	OL	6-6	327	25	3	Northern Illinois	Green Bay, Wis.	D2b-'19
92	Smith, Chris	DL	6-1	266	29	8	Arkansas	Mount Ulla, N.C.	FA-'21
24	Smith, Tremon	DB	5-11	190	25	4	Central Arkansas	Anniston, Ala.	FA-'21
65	Taylor, Lane	OL	6-3	324	31	9	Oklahoma State	Arlington, Texas	UFA-'21 (GB)
5	Taylor, Tyrod	QB	6-1	217	32	11	Virginia Tech	Hampton, Va.	UFA-'21 (LAC)
37	Thomas, Tavierre	DB	5-10	205	25	4	Ferris State	Detroit, Mich.	FA-'21
55	Walker, DeMarcus	DL	6-4	280	27	5	Florida State	Jacksonville, Fla.	UFA-'21 (DEN)
32	Wallow, Garret	LB	6-2	230	22	R	TCU	New Orleans, La.	D5b-'21
4	Watson, Deshaun	QB	6-2	215	26	5	Clemson	Gainesville, Ga.	D1-'17
46	Weeks, Jon	LS	5-10	242	35	12	Baylor	Bethpage, N.Y.	FA-'10
59	Wilson, Eric	LB	6-1	230	27	5	Cincinnati	Redford, Mich.	W-'21 (PHI)

RESERVE/INJURED LIST (12)

35	Arnold, Grayland	DB	5-10	187	24	2	Baylor	Beaumont, Texas	FA-'21
61	Cannon, Marcus	OL	6-6	335	33	10	TCU	Odessa, Texas	T-'21 (NE)
81	Davis, Davion	WR	5-11	199	25	1	Sam Houston State	Hutto, Texas	FA-'21
	Davis, Tae	LB	6-1	224	25	4	Chattanooga	Oxford, Ala.	FA-'21
2	Dorsett, Phillip	WR	5-10	192	29	6	Miami	Fort Lauderdale, Fla.	FA-'21
6	Driskel, Jeff	TE	6-4	235	28	6	Louisiana Tech	Oviedo, Fla.	FA-'21
56	Nickerson, Hardy	LB	6-0	235	28	5	Illinois	Oakland, Calif.	UFA-'21 (MIN)
36	Owens, Jonathan	DB	5-11	210	26	3	Missouri Western State	St. Louis, Mo.	FA-'19
27	Phillips, Scottie	RB	5-8	209	24	2	Mississippi	Ellisville, Miss.	CFA-'20
96	Taylor, Vincent	DL	6-3	311	28	5	Oklahoma State	New Orleans, La.	UFA-'21 (CLE)
66	Toner, Cole	OL	6-5	310	27	4	Harvard	Greenwood, Ind.	FA-'21
78	Tunsil, Laremy	OL	6-5	313	27	6	Mississippi	Lake City, Fla.	T-'19 (MIA)

PRACTICE SQUAD (16)

30	Anderson, Darius	RB	5-11	212	24	2	TCU	Richmond, Texas	FA-'21
17	Camp, Jalen	WR	6-2	220	23	R	Georgia Tech	Cumming, Ga.	FA-'21
73	Sam Cooper	OL	6-2	305	24	R	Merrimack	Bensalem, Pa.	FA-'21
98	Dwumfour, Michael	DL	6-1	296	24	R	Rutgers	Scotch Plains, N.J.	FA-'21
60	Eldrenkamp, Jake	OL	6-5	300	27	2	Washington	Medina, Wash.	FA-'21
62	Green, Carson	OL	6-6	320	22	R	Texas A&M	Southlake, Texas	CFA-'21
14	Green, T.J.	DB	6-3	215	26	5	Clemson	Sylacauga, Alabama	FA-'21
94	Harris, Demone	DL	6-4	272	26	3	Buffalo	Buffalo, N.Y.	FA-'21
86	Hazelton, Damon	WR	6-3	215	24	R	Missouri	Baltimore, Md.	CFA-'21
21	LeBlanc, Cre'von	DB	5-10	190	27	6	Florida Atlantic	Palm Beach, Fla.	FA-'21
45	Quessenberry, Paul	FB	6-2	250	29	1	Navy	Carlsbad, Calif.	FA-'21
38	Samuels, Jaylen	RB	6-0	225	25	4	North Carolina State	Charlotte, N.C.	FA-'21
70	Steckler, Jordan	OL	6-5	305	25	1	Northern Illinois	Two Rivers, Wis.	FA-'21
53	Strachan, Connor	LB	6-0	230	26	1	Boston College	Wellesley, Mass.	FA-'21
84	Veasy, Jordan	WR	6-3	221	26	1	California	Gadsden, Ala.	FA-'21
40	Josh Watson	LB	6-2	240	25	3	Colorado State	Kansas City, Mo.	FA-'21

HOW THE 2021 TEXANS WERE BUILT

Season	NFL Draft (14)	Trades (3)	Free Agents/Waivers (36)
2010			LS Jon Weeks (CFA)
6-10			
3rd, AFC South			
2011			
10-6			
AFC South Champions			
2012			
12-4			
AFC South Champions			
2013			
2-14			
4th, AFC South			
2014			
9-7			
2nd, AFC South			
2015			
9-7			
AFC South Champions			
2016			K Ka'imi Fairbairn (CFA)
9-7			
AFC South Champions			
2017	QB Deshaun Watson (1)		
4-12			
4th, AFC South			
2018	DB Justin Reid (3a)		DB A.J. Moore Jr. (W-NE)
11-5	TE Jordan Akins (3c)		
AFC South Champions			
2019	OL Tytus Howard (1)	DL Jacob Martin (T-SEA)	
10-6	DB Lonnie Johnson Jr. (2a)		
AFC South Champions	OL Max Scharping (2b)		
2020	DL Ross Blacklock (2)	WR Brandin Cooks (T-LAR)	TE Pharaoh Brown (FA)
4-12	DL Jonathan Greenard (3)	RB David Johnson (T-ARI)	DB Eric Murray (UFA-CLE)
3rd, AFC South	OL Charlie Heck (4a)		
2021	QB Davis Mills (3a)		WR Danny Amendola (FA)
4-13	WR Nico Collins (3b)		TE Antony Auclair (UFA-TB)
3rd, AFC South	TE Brevin Jordan (5a)		OL Justin Britt (FA)
	LB Garret Wallow (5b)		DB Terrence Brooks (UFA-NE)
	DL Roy Lopez (6)		RB Rex Burkhead (FA)
			DL Ron'Dell Carter (FA)
			OL Geron Christian Sr. (W-WAS)
			DL Maliek Collins (UFA-LV)
			WR Chris Conley (UFA-JAX)
			RB Royce Freeman (W-CAR)
			LB Kamu Grugier-Hill (UFA-MIA)
			LB Neville Hewitt (FA)
			DL Jordan Jenkins (UFA-NYJ)
			DL Jaleel Johnson (UFA-MIN)
			P Cameron Johnston (FA)
			DB Desmond King II (UFA-TEN)
			LB Christian Kirksey (FA)
			OL Justin McCray (UFA-ATL)
			DB Terrance Mitchell (UFA-CLE)
			WR Chris Moore (UFA-BAL)
			DB Jimmy Moreland (W-WAS)
			OL Jimmy Morrissey (FA)
			LB Kevin Pierre-Louis (UFA-WAS)
			DL Derek Rivers (UFA-LAR)
			DL Chris Smith (FA)
			DB Tremon Smith (FA)
			OL Lane Taylor (UFA-GB)
			QB Tyrod Taylor (UFA-LAC)
			DB Tavierre Thomas (FA)
			DL DeMarcus Walker (UFA-DEN)
			LB Eric Wilson (W-PHI)

TEXANS ROSTER BY POSITION

NO.	NAME	POS.	HT.	WT.	AGE	EXP.	COLLEGE	HOMETOWN	HOW ACQ.
QUARTERBACKS (3)									
4	Watson, Deshaun	QB	6-2	215	26	5	Clemson	Gainesville, Ga.	D1-'17
5	Taylor, Tyrod	QB	6-1	217	32	11	Virginia Tech	Hampton, Va.	UFA-'21 (LAC)
10	Mills, Davis	QB	6-4	225	23	R	Stanford	Duluth, Ga.	D3a-'21
RUNNING BACKS (7)									
26	Freeman, Royce	RB	6-0	238	25	4	Oregon	Imperial, Calif.	W-'21 (CAR)
27	Phillips, Scottie (IR)	RB	5-8	209	24	2	Mississippi	Ellisville, Miss.	CFA-'20
28	Burkhead, Rex	RB	5-10	215	31	9	Nebraska	Plano, Texas	FA-'21
30	Anderson, Darius (PS)	RB	5-11	208	24	2	TCU	Richmond, TX	FA-'21
31	Johnson, David	RB	6-1	224	30	7	Northern Iowa	Clinton, Iowa	T-'20 (ARI)
38	Samuels, Jaylen (PS)	RB	6-0	225	25	4	North Carolina State	Charlotte, NC	D5b-'18
45	Quessenberry, Paul (PS)	FB	6-2	250	30	1	Navy	Carlsbad, Calif.	FA-'21
WIDE RECEIVERS (10)									
2	Dorsett II, Phillip (IR)	WR	5-10	192	29	6	Miami	Ft. Lauderdale, Fla.	FA-'21
12	Collins, Nico	WR	6-4	215	22	R	Michigan	Birmingham, Ala.	D3b-'21
13	Cooks, Brandin	WR	5-10	183	28	8	Oregon State	Stockton, Calif.	T-'20 (LAR)
15	Moore, Chris	WR	6-1	200	28	6	Cincinnati	Tampa, Fla.	UFA-'21 (BAL)
17	Camp, Jalen	WR	6-2	220	23	R	Georgia Tech	Cumming, Ga.	FA-'21
18	Conley, Chris	WR	6-3	205	29	7	Georgia	Dallas, Ga.	UFA-'21 (JAX)
81	Davis, Davion (IR)	WR	5-11	190	25	1	Sam Houston	Hutto, Texas	FA-'21
84	Veasy, Jordan (PS)	WR	6-3	221	26	1	California	Gadsden, Ala.	FA-'21
86	Hazelton, Damon (PS)	WR	6-3	215	24	R	Missouri	Baltimore, Md.	CFA-'21
89	Amendola, Danny	WR	5-11	185	36	13	Texas Tech	The Woodlands, Texas	FA-'21
TIGHT ENDS (5)									
6	Driskel, Jeff (R/C19)	TE	6-4	235	28	6	Louisiana Tech	Oviedo, Fla.	FA-'21
9	Jordan, Brevin	TE	6-3	245	21	R	Miami (Fla.)	Las Vegas, Nev.	D5a-'21
83	Auclair, Antony	TE	6-6	256	28	5	Laval	Notre-Dame-des-Pins, QC, CA	UFA-'21 (TB)
85	Brown, Pharaoh	TE	6-6	258	27	4	Oregon	Cleveland, Ohio	FA-'20
88	Akins, Jordan	TE	6-4	243	29	4	Central Florida	Locust Grove, Ga.	D3c-'18
OFFENSIVE LINE (15)									
60	Eldrenkamp, Jake (PS)	OL	6-5	300	27	2	Washington	Medina, Wash.	FA-'21
61	Cannon, Marcus (IR)	OL	6-6	335	33	10	TCU	Odessa, Texas	T-'21 (NE)
62	Green, Carson (PS)	OL	6-6	320	22	R	Texas A&M	Southlake, Texas	CFA-'21
64	McCray, Justin	OL	6-3	315	29	5	Central Florida	Miami, Fla.	UFA-'21 (ATL)
65	Taylor, Lane	OL	6-3	324	32	9	Oklahoma State	Arlington, Texas	UFA-'21 (GB)
66	Toner, Cole (IR)	OL	6-5	310	27	4	Harvard	Greenwood, Ind.	FA-'21
67	Heck, Charlie	OL	6-8	311	25	2	North Carolina	Kansas City, Mo.	D4a-'20
68	Britt, Justin	OL	6-6	315	30	7	Missouri	Lebanon, Mo.	FA-'21
70	Steckler, Jordan (PS)	OL	6-5	305	25	1	Northern Illinois	Two Rivers, Wis.	FA-'20
71	Howard, Tytus	OL	6-5	322	25	3	Alabama State	Monroeville, Ala.	D1-'19
72	Christian Sr., Geron	OL	6-6	315	25	4	Louisville	Ocala, Fla.	W-'21 (WFT)
73	Cooper, Sam (PS)	OL	6-2	305	24	R	Merrimack	Bensalem, Pa.	FA-'21
74	Scharping, Max	OL	6-6	327	25	3	Northern Illinois	Green Bay, Wis.	D2b-'19
78	Tunsil, Laremy (IR)	OL	6-5	313	27	6	Mississippi	Lake City, Fla.	T-'19 (MIA)
79	Morrissey, Jimmy	OL	6-3	303	23	R	Pittsburgh	Huntingdon Valley, Pa.	FA-'21
LINEBACKERS (11)									
32	Wallow, Garret	LB	6-2	230	22	R	TCU	New Orleans, La.	D5b-'21
40	Watson, Josh (PS)	LB	6-2	240	25	3	Colorado State	Kansas City, Mo.	FA-'21
41	Cunningham, Zach	LB	6-3	238	27	5	Vanderbilt	Pinson, Ala.	D2-'17
43	Hewitt, Neville	LB	6-2	234	28	7	Marshall	Conyers, Ga.	FA-'21
51	Grugier-Hill, Kamu	LB	6-2	230	27	6	Eastern Illinois	Papakolea, Hawaii	UFA-'21 (MIA)
53	Strachan, Connor	LB	6-0	230	26	1	Boston College	Wellesley, Mass.	FA-'21
55	Davis, Tae (IR)	LB	6-1	224	25	4	Chattanooga	Oxford, Ala.	FA-'21
56	Nickerson, Hardy (IR)	LB	6-0	235	28	5	Illinois	Oakland, Calif.	UFA-'21 (MIN)
57	Pierre-Louis, Kevin	LB	6-0	231	30	8	Boston College	Norwalk, Conn.	UFA-'21 (WAS)
58	Kirksey, Christian	LB	6-2	235	29	8	Iowa	St. Louis, Mo.	FA-'21
59	Wilson, Eric	LB	6-1	230	27	5	Cincinnati	Redford, Mich.	W-'21 (PHI)
DEFENSIVE BACKS (14)									

TEXANS ROSTER BY POSITION

1	Johnson Jr., Lonnie	DB	6-2	213	26	3	Kentucky	Gary, Ind.	D2a-'19
8	Brooks, Terrence	DB	5-11	205	29	8	Florida State	Dunnellon, Fla.	UFA-'21 (NE)
14	Green, T.J. (PS)	DB	6-3	215	26	5	Clemson	Sylacauga, Ala.	FA '20
20	Reid, Justin (R/C19)	DB	6-1	203	24	4	Stanford	Prairieville, La.	D3a-'18
21	LeBlanc, Cre'von (PS)	DB	5-10	190	27	6	Florida Atlantic	Palm Beach, Fla.	FA-'21
22	Moreland, Jimmy	DB	5-11	182	26	3	James Madison	Belle Glade, Fla.	W-'21 (WAS)
23	Murray, Eric	DB	5-11	199	28	6	Minnesota	Milwaukee, Wis.	UFA-'20 (CLE)
24	Smith, Tremon	DB	5-11	190	25	4	Central Arkansas	Anniston, Ala.	FA-'21
25	King II, Desmond	DB	5-10	200	27	5	Iowa	Detroit, Mich.	UFA-'21 (TEN)
33	Moore Jr., A.J.	DB	5-11	200	26	4	Mississippi	Bassfield, Miss.	W-'18 (NE)
35	Arnold, Grayland (IR)	DB	5-10	187	28	2	Baylor	Kountze, Texas	FA-'21
36	Owens, Jonathan (IR)	DB	5-11	210	26	3	Missouri Western State	St. Louis, Mo.	FA-'19
37	Thomas, Tavierre	DB	5-10	205	25	4	Ferris State	Detroit, Mich.	FA-'21
39	Mitchell, Terrance	DB	5-11	191	29	8	Oregon	Sacramento, Calif.	UFA-'21 (CLE)

DEFENSIVE LINE (14)

50	Jenkins, Jordan	DL	6-3	260	27	6	Georgia	Hamilton, Ga.	UFA-'21 (NYJ)
52	Greenard, Jonathan	DL	6-3	263	24	2	Florida	Hiram, Ga.	D3-'20
54	Martin, Jacob	DL	6-2	242	26	4	Temple	Katy, Texas	T-'19 (SEA)
55	Walker, DeMarcus	DL	6-4	280	27	5	Florida State	Jacksonville, Fla.	UFA-'21 (DEN)
75	Carter, Ron'Dell	DL	6-3	269	24	2	James Madison	Baltimore, Md.	FA-'21
90	Blacklock, Ross	DL	6-3	290	23	2	TCU	Missouri City, Texas	D2-'20
91	Lopez, Roy	DL	6-2	318	24	R	Arizona	Tempe, Ariz.	D6-'21
92	Smith, Chris	DL	6-1	266	29	7	Arkansas	Mount Ulla, N.C.	FA-'21
93	Johnson, Jaleel	DL	6-3	316	27	5	Iowa	Brooklyn, N.Y.	UFA-'21 (MIN)
94	Harris, Demone (PS)	DL	6-4	272	26	3	Buffalo	Buffalo, N.Y.	FA-'21
95	Rivers, Derek	DL	6-5	250	27	5	Youngstown State	Kinston, N.C.	UFA-'21 (LAR)
96	Taylor, Vincent (IR)	DL	6-3	311	28	5	Oklahoma State	New Orleans, La.	UFA-'21 (CLE)
97	Collins, Maliek	DL	6-2	310	26	6	Nebraska	Kansas City, Mo.	UFA-'21 (LV)
98	Dwumfour, Michael	DL	6-1	296	24	R	Rutgers	Scotch Plains, N.J.	FA-'21

SPECIALISTS (3)

7	Fairbairn, Ka'imi	K	6-0	183	27	6	UCLA	Kailua, Hawaii	CFA-'16
11	Johnston, Cameron	P	5-11	194	29	4	Ohio State	Geelong, Australia	FA-'21
46	Weeks, Jon	LS	5-10	242	35	12	Baylor	Bethpage, N.Y.	FA-'10

TEXANS ROSTER BY ROUND

The Texans have 40 players on their active roster who were drafted, including three former first-round picks, five from the second round, 14 from the third round, five former fourth-round picks, four former fifth-round picks, six former sixth-round picks and three former seventh-round picks. There are also 13 college free agents on the Texans roster.

FIRST ROUND (3)

Pos.	Player	Year	Pick	Team
WR	Brandin Cooks	2014	20	New Orleans
QB	Deshaun Watson	2017	12	Houston
OL	Tytus Howard	2019	23	Houston

SECOND ROUND (5)

Pos.	Player	Year	Pick	Team
OL	Justin Britt	2014	64	Seattle
DL	DeMarcus Walker	2017	51	Denver
DB	Lonnie Johnson Jr.	2019	54	Houston
OL	Max Scharping	2019	55	Houston
DL	Ross Blacklock	2020	40	Houston

THIRD ROUND (14)

Pos.	Player	Year	Pick	Team
LB	Christian Kirksey	2014	71	Cleveland
DB	Terrence Brooks	2014	79	Baltimore
WR	Chris Conley	2015	76	Kansas City
RB	David Johnson	2015	86	Arizona
DL	Maliek Collins	2016	67	Dallas
DL	Jordan Jenkins	2016	83	New York Jets
DL	Derek Rivers	2017	83	New England
RB	Royce Freeman	2018	71	Denver
OL	Geron Christian Sr.	2018	74	Washington
DB	Justin Reid	2018	68	Houston
TE	Jordan Akins	2018	98	Houston
DL	Jonathan Greenard	2020	90	Houston
QB	Davis Mills	2021	67	Houston
WR	Nico Collins	2021	89	Houston

FOURTH ROUND (5)

Pos.	Player	Year	Pick	Team
LB	Kevin Pierre-Louis	2014	132	Seattle
DB	Eric Murray	2016	106	Kansas City
WR	Chris Moore	2016	107	Baltimore
DL	Jaleel Johnson	2017	109	Minnesota
OL	Charlie Heck	2020	126	Houston

FIFTH ROUND (4)

Pos.	Player	Year	Pick	Team
DL	Chris Smith	2014	159	Jacksonville
DB	Desmond King II	2017	151	LA Chargers
TE	Brevin Jordan	2021	147	Houston
LB	Garrett Wallow	2021	170	Houston

SIXTH ROUND (6)

Pos.	Player	Year	Pick	Team
QB	Tyrod Taylor	2011	180	Ravens
RB	Rex Burkhead	2013	190	Cincinnati
LB	Kamu Grugier-Hill	2016	208	New England
DL	Jacob Martin	2018	186	Seattle
DB	Tremon Smith	2018	196	Kansas City
DL	Roy Lopez	2021	195	Houston

SEVENTH ROUND (3)

Pos.	Player	Year	Pick	Team
DB	Terrance Mitchell	2014	254	Dallas
DB	Jimmy Moreland	2019	227	Washington
OL	Jimmy Morrissey	2021	230	Las Vegas

COLLEGE FREE AGENTS (13)

Pos.	Player	Year	Team
WR	Danny Amendola	2008	Dallas
LS	Jon Weeks	2010	Houston
OL	Lane Taylor	2013	Green Bay
OL	Justin McCray	2014	Tennessee
LB	Neville Hewitt	2015	Miami
K	Ka'imi Fairbairn	2016	UCLA
TE	Antony Auclair	2017	Laval
TE	Pharaoh Brown	2017	Las Vegas
P	Cameron Johnston	2017	Philadelphia
LB	Eric Wilson	2017	Minnesota
DB	A.J. Moore Jr.	2018	Mississippi
DB	Tavierre Thomas	2018	Arizona
DL	Ron'Dell Carter	2020	Dallas

TEXANS UNOFFICIAL DEPTH CHART

Last updated by Texans PR on Jan. 12, 2022

OFFENSE

QB	<u>10 Davis Mills</u>	5 Tyrod Taylor	4 Deshaun Watson
RB	28 Rex Burkhead	26 Royce Freeman	
RB	31 David Johnson		
WR	13 Brandin Cooks	<u>12 Nico Collins</u>	89 Danny Amendola
WR	18 Chris Conley	15 Chris Moore	
TE	85 Pharaoh Brown	83 Antony Auclair	<u>9 Brevin Jordan</u> 88 Jordan Akins
LT	71 Tytus Howard	72 Geron Christian Sr.	
LG	65 Lane Taylor		
C	68 Justin Britt	<u>79 Jimmy Morrissey</u>	
RG	64 Justin McCray	74 Max Scharping	
RT	67 Charlie Heck		

DEFENSE

DE	54 Jacob Martin	95 Derek Rivers	75 Ron'Dell Carter
DT	<u>91 Roy Lopez</u>	90 Ross Blacklock	93 Jaleel Johnson
DT	97 Maliek Collins	55 DeMarcus Walker	
DE	52 Jonathan Greenard	50 Jordan Jenkins	92 Chris Smith
WLB	51 Kamu Grugier-Hill	<u>32 Garret Wallow</u>	
MLB	58 Christian Kirksey	43 Neville Hewitt	59 Eric Wilson
SLB	57 Kevin Pierre-Louis		
CB	25 Desmond King II	24 Tremon Smith	1 Lonnie Johnson Jr.
CB	39 Terrance Mitchell	37 Tavierre Thomas	22 Jimmy Moreland
S	20 Justin Reid	33 A.J. Moore Jr.	
S	23 Eric Murray	8 Terrence Brooks	

SPECIAL TEAMS

P	11 Cameron Johnston		
K	7 Ka'imi Fairbairn		
LS	46 Jon Weeks		
H	11 Cameron Johnston		
PR	25 Desmond King II	24 Tremon Smith	
KR	24 Tremon Smith	25 Desmond King II	

2021 TEXANS STARTERS

2021 REGULAR SEASON

OFFENSE

DATE	OPPONENT	QB	RB	WR	WR	WR	TE	TE	TE	LT	LG	C	RG	RT
9/12	Jacksonville	T. Taylor	M. Ingram II	B. Cooks	C. Conley	--	P. Brown	A. Auclair	--	L. Tunsil	T. Howard	J. Britt	M. Scharping	M. Cannon
9/19	at Cleveland	T. Taylor	M. Ingram II	B. Cooks	<u>N. Collins</u>	--	P. Brown	J. Akins	--	L. Tunsil	T. Howard	J. Britt	M. Scharping	M. Cannon
9/23	Carolina	<u>D. Mills</u>	M. Ingram II	B. Cooks	C. Conley	--	P. Brown	A. Auclair	--	L. Tunsil	T. Howard	J. Britt	M. Scharping	M. Cannon
10/3	at Buffalo	<u>D. Mills</u>	M. Ingram II	B. Cooks	C. Conley	A. Miller	A. Auclair	--	--	L. Tunsil	T. Howard	J. Britt	M. Scharping	M. Cannon
10/10	New England	<u>D. Mills</u>	M. Ingram II	B. Cooks	C. Conley	--	P. Brown	A. Auclair	--	L. Tunsil	T. Howard	J. Britt	M. Scharping	C. Heck
10/17	at Indianapolis	<u>D. Mills</u>	M. Ingram II	B. Cooks	<u>N. Collins</u>	--	P. Brown	A. Auclair	--	G. Christian Sr.	T. Howard	J. McCray	M. Scharping	C. Heck
10/24	at Arizona	<u>D. Mills</u>	M. Ingram II	B. Cooks	C. Conley	C. Moore	P. Brown	--	--	G. Christian Sr.	T. Howard	J. Britt	M. Scharping	C. Heck
10/31	L.A. Rams	<u>D. Mills</u>	D. Johnson	B. Cooks	--	--	<u>B. Jordan</u>	A. Auclair	J. Akins	G. Christian Sr.	T. Howard	J. McCray	M. Scharping	C. Heck
11/7	at Miami	T. Taylor	P. Lindsay	B. Cooks	C. Conley	--	J. Akins	A. Auclair	--	G. Christian Sr.	T. Howard	<u>J. Morrissey</u>	J. McCray	C. Heck
11/21	at Tennessee	T. Taylor	D. Johnson	B. Cooks	C. Conley	--	P. Brown	<u>B. Jordan</u>	--	G. Christian Sr.	T. Howard	<u>J. Morrissey</u>	J. McCray	C. Heck
11/28	N.Y. Jets	T. Taylor	D. Johnson	B. Cooks	C. Conley	<u>N. Collins</u>	A. Auclair	--	--	T. Howard	L. Taylor	<u>J. Morrissey</u>	J. McCray	C. Heck
12/5	Indianapolis	T. Taylor	R. Burkhead	B. Cooks	<u>N. Collins</u>	D. Davis	A. Auclair	--	--	T. Howard	L. Taylor	J. Britt	M. Scharping	C. Heck
12/12	Seattle	<u>D. Mills</u>	R. Burkhead	B. Cooks	<u>N. Collins</u>	--	P. Brown	A. Auclair	--	T. Howard	L. Taylor	J. Britt	J. McCray	C. Heck
12/19	at Jacksonville	<u>D. Mills</u>	D. Johnson	B. Cooks	<u>N. Collins</u>	--	P. Brown	A. Auclair	--	G. Christian Sr.	T. Howard	J. Britt	M. Scharping	C. Heck
12/26	L.A. Chargers	<u>D. Mills</u>	R. Burkhead	C. Conley	<u>N. Collins</u>	--	P. Brown	A. Auclair	--	G. Christian Sr.	C. Toner	<u>J. Morrissey</u>	M. Scharping	C. Heck
1/2	at San Francisco	<u>D. Mills</u>	R. Burkhead/ R. Freeman	B. Cooks	C. Conley	<u>J. Camp</u>	P. Brown	--	--	G. Christian Sr.	L. Taylor	J. Britt	J. McCray	C. Heck
1/9	Tennessee	<u>D. Mills</u>	R. Burkhead	B. Cooks	<u>N. Collins</u>	--	P. Brown	A. Auclair	--	T. Howard	L. Taylor	J. Britt	J. McCray	C. Heck

2021 REGULAR SEASON

DEFENSE

DATE	OPPONENT	DE	DT	DT	DE	SLB	MLB	WLB	CB	CB	CB	S	S
9/12	Jacksonville	C. Omenihu	M. Collins	V. Taylor	W. Mercilus	K. Grugier-Hill	C. Kirksey	Z. Cunningham	V. Hargreaves III	T. Mitchell	--	J. Reid	E. Murray
9/19	at Cleveland	C. Omenihu	M. Collins	<u>R. Lopez</u>	W. Mercilus	K. Grugier-Hill	C. Kirksey	J. Thomas	V. Hargreaves III	T. Mitchell	--	J. Reid	E. Murray
9/23	Carolina	J. Martin	M. Collins	<u>R. Lopez</u>	J. Greenard	J. Thomas	C. Kirksey	Z. Cunningham	V. Hargreaves III	T. Smith	--	L. Johnson Jr.	E. Murray
10/3	at Buffalo	J. Martin	M. Collins	<u>R. Lopez</u>	J. Greenard	--	C. Kirksey	K. Grugier-Hill	D. King II	T. Mitchell	T. Thomas	J. Reid	L. Johnson Jr.
10/10	New England	J. Martin	M. Collins	<u>R. Lopez</u>	J. Greenard	K. Grugier-Hill	C. Kirksey	Z. Cunningham	D. King II	T. Mitchell	--	J. Reid	L. Johnson Jr.
10/17	at Indianapolis	J. Martin	M. Collins	<u>R. Lopez</u>	J. Greenard	K. Grugier-Hill	C. Kirksey	--	V. Hargreaves III	T. Mitchell	T. Thomas	J. Reid	T. Brooks
10/24	at Arizona	J. Martin	M. Collins	<u>R. Lopez</u>	J. Greenard	K. Grugier-Hill	C. Kirksey	Z. Cunningham	D. King II	T. Mitchell	--	J. Reid	L. Johnson Jr.
10/31	L.A. Rams	J. Martin	M. Collins	<u>R. Lopez</u>	J. Greenard	K. Grugier-Hill	C. Kirksey	--	V. Hargreaves III	T. Mitchell	T. Thomas	J. Reid	L. Johnson Jr.
11/7	at Miami	J. Martin	M. Collins	<u>R. Lopez</u>	J. Greenard	Z. Cunningham	N. Hewitt	K. Grugier-Hill	D. King II	T. Mitchell	--	J. Reid	E. Murray
11/21	at Tennessee	J. Martin	M. Collins	<u>R. Lopez</u>	D. Walker	Z. Cunningham	N. Hewitt	K. Grugier-Hill	D. King II	T. Mitchell	--	J. Reid	E. Murray
11/28	N.Y. Jets	J. Martin	M. Collins	<u>R. Lopez</u>	J. Greenard	Z. Cunningham	--	K. Grugier-Hill	D. King II	T. Mitchell	T. Thomas	T. Brooks	E. Murray
12/5	Indianapolis	J. Martin	M. Collins	<u>R. Lopez</u>	J. Greenard	K. Pierre-Louis	C. Kirksey	K. Grugier-Hill	D. King II	T. Mitchell	--	J. Reid	E. Murray
12/12	Seattle	J. Martin	M. Collins	<u>R. Lopez</u>	J. Greenard	K. Grugier-Hill	C. Kirksey	--	D. King II	T. Mitchell	T. Thomas	J. Reid	E. Murray
12/19	at Jacksonville	J. Martin	M. Collins	<u>R. Lopez</u>	D. Rivers	<u>G. Wallow</u>	N. Hewitt	--	D. King II	L. Johnson Jr.	T. Thomas	J. Owens	E. Murray
12/26	L.A. Chargers	D. Walker	R. Blacklock	<u>M. Dwumfour</u>	D. Harris	<u>G. Wallow</u>	N. Hewitt	--	D. King II	T. Smith	T. Thomas	J. Reid	J. Owens
1/2	at San Francisco	J. Martin	R. Blacklock	<u>R. Lopez</u>	J. Greenard	N. Hewitt	C. Kirksey	K. Grugier-Hill	D. King II	T. Mitchell	--	J. Reid	E. Murray
1/9	Tennessee	J. Martin	M. Collins	<u>R. Lopez</u>	J. Greenard	K. Grugier-Hill	C. Kirksey	--	D. King II	L. Johnson Jr.	T. Thomas	T. Brooks	E. Murray

Rookies underlined.



HOUSTON
TEXANS

MISC. STATS

THE LAST TIME

BY TEXANS		BY OPPONENT
PASSING		
527 yards, Matt Schaub vs. Jacksonville, 11/18/12	500 YARDS PASSING	* Never Has Happened *
49 att., Davis Mills vs. Seattle, 12/12/21	40+ PASS ATTEMPTS	52 att., Ryan Tannehill @ Tennessee, 11/21/21
50 att., Deshaun Watson vs. Denver, 12/08/19	50+ PASS ATTEMPTS	52 att., Ryan Tannehill @ Tennessee, 11/21/21
426 yards, Deshaun Watson vs. Atlanta, 10/06/19	400 YARDS PASSING	471 yards, Nick Foles @ Philadelphia, 12/23/18
301 yards, Davis Mills vs. Tennessee, 01/09/22	300 YARDS PASSING	336 yards, Justin Herbert vs. L.A. Chargers, 12/26/21
6 tds, Ryan Fitzpatrick: (8, 7, 58, 34, 4, 1) vs. Tennessee, 11/30/14	SIX TOUCHDOWN PASSES	6 tds, Aaron Rodgers: (41, 6, 21, 1, 48, 18) vs. Green Bay, 10/14/12
* Never Has Happened *	SEVEN TOUCHDOWN PASSES	* Never Has Happened *
5 tds, Deshaun Watson vs. Atlanta, 10/06/19	FIVE+ TOUCHDOWN PASSES	5 tds, Tom Brady @ New England, 09/24/17
5 tds, Deshaun Watson: (6, 33, 8, 12, 44) vs. Atlanta, 10/06/19	FIVE TOUCHDOWN PASSES	5 tds, Tom Brady: (5, 7, 47, 42, 25) @ New England, 09/24/17
4 tds, Deshaun Watson: (2, 33, 40, 34) @ Detroit, 11/26/20	FOUR TOUCHDOWN PASSES	4 tds, Ryan Tannehill: (5, 14, 4, 3) vs. Tennessee, 01/09/22
3 tds, Davis Mills: (28, 7, 26) vs. Tennessee, 01/09/22	THREE TOUCHDOWN PASSES	3 tds, Matthew Stafford: (3, 2, 11) vs. L.A. Rams, 10/31/21
* Never Has Happened *	FOUR OR MORE INTERCEPTION GAME	* Never Has Happened *
3 ints, Glover Quin vs. Tennessee, 11/28/10	THREE INTERCEPTION GAME	* Never Has Happened *
2 ints, Desmond King II @ Tennessee, 11/21/21	TWO INTERCEPTION GAME	2 ints, Richard Sherman @ Seattle, 10/29/17
* Never Has Happened *	SEVEN+ INTERCEPTIONS THROWN	* Never Has Happened *
* Never Has Happened *	SIX INTERCEPTIONS THROWN	* Never Has Happened *
* Never Has Happened *	FIVE INTERCEPTIONS THROWN	* Never Has Happened *
4 ints, Davis Mills @ Buffalo, 10/03/21	FOUR INTERCEPTIONS THROWN	4 ints, Ryan Tannehill @ Tennessee, 11/21/21
3 ints, Tyrod Taylor @ Miami, 11/07/21	THREE INTERCEPTIONS THROWN	3 ints, Trevor Lawrence vs. Jacksonville, 09/12/21
2 ints, Davis Mills @ Indianapolis, 10/17/21	TWO INTERCEPTIONS THROWN	2 ints, Justin Herbert vs. L.A. Chargers, 12/26/21
RUSHING		
* Never Has Happened *	300 YARDS RUSHING	* Never Has Happened *
231 yards, Arian Foster vs. Indianapolis, 09/12/10	200+ YARDS RUSHING	250 yards, Derrick Henry vs. Tennessee, 01/03/21
231 yards, Arian Foster vs. Indianapolis, 09/12/10	200 YARDS RUSHING	250 yards, Derrick Henry vs. Tennessee, 01/03/21
160 yards, Carlos Hyde @ Jacksonville, 11/03/19	150-199 YARDS RUSHING	175 yards, Lamar Miller @ Miami, 10/25/15
149 yards, Rex Burkhead vs. L.A. Chargers, 12/26/21	100 YARDS RUSHING	119 yards, Elijah Mitchell @ San Francisco, 01/02/22
149 yards, Rex Burkhead vs. L.A. Chargers, 12/26/21	100-149 YARDS RUSHING	119 yards, Elijah Mitchell @ San Francisco, 01/02/22
124 yards/115 yards, Arian Foster/Ben Tate vs. Cleveland, 11/06/11	TWO 100-YARD RUSHERS	126 yards/104 yards, Nick Chubb/Kareem Hunt @ Cleveland, 11/15/20
* Never Has Happened *	FIVE TOUCHDOWNS RUSHING	* Never Has Happened *
* Never Has Happened *	FOUR TOUCHDOWNS RUSHING	4 tds, Shaun Alexander: (4, 5, 1, 23) @ Seattle, 10/16/05
3 tds, Ben Tate: (8, 20, 10) vs. New England, 12/01/13	THREE TOUCHDOWNS RUSHING	3 tds, Derrick Henry: (3, 1, 53) vs. Tennessee, 12/29/19
2 tds, Rex Burkhead: (25, 1) vs. L.A. Chargers, 12/26/21	TWO TOUCHDOWNS RUSHING	2 tds, Justin Jackson: (17, 9) vs. L.A. Chargers, 12/26/21
* Never Has Happened *	TWO PLAYERS WITH TWO TD RUSHING	Derrick Henry: (52, 6)/Ryan Tannehill: (5, 5) vs. Tennessee, 01/03/21
Alfred Blue: (1)/Ryan Fitzpatrick: (4)/Arian Foster: (1) @ Jacksonville, 12/07/14	THREE PLAYERS WITH ONE TD RUSHING	Nick Chubb: (26)/Baker Mayfield: (5)/Andy Janovich: (1) @ Cleveland, 09/19/21
160 yards, Carlos Hyde @ Jacksonville, 11/03/19	150 YARDS RUSHING	250 yards, Derrick Henry vs. Tennessee, 01/03/21
31 att., Alfred Blue vs. Tampa Bay, 09/27/15	30+ RUSHING ATTEMPTS	32 att., Jonathan Taylor vs. Indianapolis, 12/05/21
73 yards, Mark Ingram II @ Indianapolis, 10/17/21	50-74 YARD RUSHING	69 yards/57 yards, D'Onta Foreman/Dontrell Hilliard vs. Tennessee, 01/09/22
149 yards, Rex Burkhead vs. L.A. Chargers, 12/26/21	75+ YARD RUSHING	119 yards, Elijah Mitchell @ San Francisco, 01/02/22
31 att., Alfred Blue vs. Tampa Bay, 09/27/15	30-39 RUSHING ATTEMPTS	32 att., Jonathan Taylor vs. Indianapolis, 12/05/21
* Never Has Happened *	40+ RUSHING ATTEMPTS	43 att., Rudi Johnson @ Cincinnati, 11/09/03

THE LAST TIME

* Never Has Happened *	400 YARDS RUSHING (TEAM)	* Never Has Happened *
* Never Has Happened *	300 YARDS RUSHING (TEAM)	320 yards, Seattle 42, Houston 10 @ Seattle, 10/16/05
216 yards, Houston 26, Jacksonville 3 @ Jacksonville, 11/03/19	200 YARDS RUSHING (TEAM)	238 yards, Indianapolis 31, Houston 0 vs. Indianapolis, 12/05/21
216 yards, Houston 26, Jacksonville 3 @ Jacksonville, 11/03/19	200-299 YARDS RUSHING (TEAM)	238 yards, Indianapolis 31, Houston 0 vs. Indianapolis, 12/05/21
216 yards, Houston 26, Jacksonville 3 @ Jacksonville, 11/03/19	200+ YARDS RUSHING (TEAM)	238 yards, Indianapolis 31, Houston 0 vs. Indianapolis, 12/05/21
* Never Has Happened *	300+ YARDS RUSHING (TEAM)	320 yards, Seattle 42, Houston 10 @ Seattle, 10/16/05

RECEIVING

141 yards/101 yards, Keke Coutee/Chad Hansen vs. Indianapolis, 12/06/20	TWO 100-YARD RECEIVERS	114 yards/103 yards, Adam Thielen/Justin Jefferson vs. Minnesota, 10/04/20
217 yards, Will Fuller V vs. Atlanta, 10/06/19	200 YARDS RECEIVING	223 yards, T.Y. Hilton vs. Indianapolis, 10/09/14
113 yards, Danny Amendola vs. Tennessee, 01/09/22	100 YARDS RECEIVING	142 yards, Tyler Lockett vs. Seattle, 12/12/21
* Never Has Happened *	FOUR TOUCHDOWN RECEPTIONS	* Never Has Happened *
* Never Has Happened *	FIVE TOUCHDOWN RECEPTIONS	* Never Has Happened *
3 tds, Will Fuller V: (6, 33, 44) vs. Atlanta, 10/06/19	THREE TOUCHDOWN RECEPTIONS	3 tds, T.Y. Hilton: (10, 58, 9) vs. Indianapolis, 11/03/13
2 tds, Danny Amendola: (7, 26) vs. Tennessee, 01/09/22	TWO TOUCHDOWN RECEPTIONS	2 tds, Dawson Knox: (25, 1) @ Buffalo, 10/03/21
Jordan Thomas: (13, 2)/DeAndre Hopkins: (49, 2) vs. Miami, 10/25/18	TWO PLAYERS WITH TWO TD RECEPTIONS	Jimmy Graham: (1, 18)/Paul Richardson: (20, 7) @ Seattle, 10/29/17
166 yards, Brandin Cooks vs. Tennessee, 01/03/21	150 YARDS RECEIVING	151 yards, A.J. Brown vs. Tennessee, 01/03/21
11 , Brandin Cooks vs. Tennessee, 01/03/21	10 OR MORE RECEPTIONS	10 , A.J. Brown vs. Tennessee, 01/03/21
113 yards, Danny Amendola vs. Tennessee, 01/09/22	100-149 YARDS RECEIVING	142 yards, Tyler Lockett vs. Seattle, 12/12/21
166 yards, Brandin Cooks vs. Tennessee, 01/03/21	150-199 YARDS RECEIVING	151 yards, A.J. Brown vs. Tennessee, 01/03/21
217 yards, Will Fuller V vs. Atlanta, 10/06/19	200-299 YARDS RECEIVING	223 yards, T.Y. Hilton vs. Indianapolis, 10/09/14
* Never Has Happened *	300+ YARDS RECEIVING	* Never Has Happened *

COMBINED YARDS

128 yards/324 yards, David Johnson/Deshaun Watson vs. Cincinnati, 12/27/20	100-YARD RUSHER AND 300-YARD PASSER	212 yards/366 yards, Derrick Henry/Ryan Tannehill @ Tennessee, 10/18/20
113 yards/301 yards, Danny Amendola/Davis Mills vs. Tennessee, 01/09/22	100-YARD RECEIVER AND 300-YARD PASSER	107 yards/323 yards, Nick Westbrook-Ikhine/Ryan Tannehill @ Tennessee, 11/21/21
128 yards/134 yards, David Johnson/Brandin Cooks vs. Cincinnati, 12/27/20	100-YARD RUSHER AND 100-YARD RECEIVER	137 yards/142 yards, Rashaad Penny/Tyler Lockett vs. Seattle, 12/12/21
128 yards/324 yards/134 yards, David Johnson/Deshaun Watson Brandin Cooks vs. Cincinnati, 12/27/20	100-YARD RUSHER, 300-YARD PASSER, 100-YARD RECEIVER	212 yards/366 yards/113 yards, Derrick Henry/Ryan Tannehill Anthony Firkser @ Tennessee, 10/18/20
* Never Has Happened *	100-YARD RUSHER/TWO 100-YARD RECEIVERS	130 yards/114/103 yards, Dalvin Cook/Adam Thielen/Justin Jefferson vs. Minnesota, 10/04/20
141/101 yards/341 yards, Keke Coutee/Chad Hansen/Deshaun Watson vs. Indianapolis, 12/06/20	TWO 100-YARD RECEIVERS/300-YARD PASSER	123/101 yards/370 yards, Michael Thomas/Ted Ginn Jr./Drew Brees @ New Orleans, 09/09/19

DEFENSE

48 yards, Tavierre Thomas: (1:59) (Shotgun) 10-J.Herbert pass short right intended for 87-J.Cook INTERCEPTED by 37-T.Thomas at LAC 48. 37-T.Thomas for 48 yards, TOUCHDOWN. vs. L.A. Chargers, 12/26/21	INTERCEPTED PASS RETURNED FOR A TOUCHDOWN	78 yards, Earl Thomas: (10:21) (Shotgun) 4-D.Watson pass short middle intended for 10-D.Hopkins INTERCEPTED by 29-E.Thomas at SEA 22. 29-E.Thomas for 78 yards, TOUCHDOWN. @ Seattle, 10/29/17
0 yards, Jadeveon Clowney: (5:30) (Shotgun) 12-A.Luck Aborted. 78-R.Kelly FUMBLES at IND 0, RECOVERED by HST-90-J.Clowney at IND 0. TOUCHDOWN. @ Indianapolis, 09/30/18	FUMBLE RETURNED FOR A TOUCHDOWN	0 yards, Anthony Firkser: (7:53) (No Huddle, Shotgun) 17-R.Tannehill pass short left to 40-D.Hilliard to HST 3 for 4 yards (41-Z.Cunningham). FUMBLES (41-Z.Cunningham), recovered by TEN-86-A.Firkser at HST -1. TOUCHDOWN. @ Tennessee, 11/21/21
Jacob Martin: (3:06) (Shotgun) 1-K.Murray left end tackled in End Zone for -2 yards, SAFETY (54-J.Martin). @ Arizona, 10/24/21	SAFETY SCORED	Khalil Mack: (6:07) (Shotgun) 4-D.Watson sacked in End Zone for -9 yards, SAFETY (52-K.Mack). @ Chicago, 12/13/20
Houston 20, Tennessee 0 vs. Tennessee, 11/28/10	SHUTOUT	Indianapolis 31, Houston 0 vs. Indianapolis, 12/05/21
* Never Has Happened *	FIVE+ SACK GAME	* Never Has Happened *
* Never Has Happened *	SIX+ SACK GAME	* Never Has Happened *

THE LAST TIME

* Never Has Happened *	FIVE SACK GAME	* Never Has Happened *
4.0 sk, Connor Barwin @ Jacksonville, 11/27/11	FOUR SACK GAME	4.0 sk, Calais Campbell vs. Jacksonville, 09/10/17
3.0 sk, J.J. Watt vs. N.Y. Giants, 09/23/18	THREE SACK GAME	3.0 sk, DeForest Buckner @ Indianapolis, 12/20/20
2.0 sk, Jonathan Greenard @ Arizona, 10/24/21	TWO SACK GAME	2.0 sk/2.0 sk, Al-Quadin Muhammad/Kemoko Turay vs. Indianapolis, 12/05/21
* Never Has Happened *	TWO INTERCEPTIONS BY TEAMMATES	* Never Has Happened *
2 fr, J.J. Watt @ Arizona, 11/10/13	TWO OPPONENT FUMBLE RECOVERIES	2 fr, Desmond Trufant @ Atlanta, 10/04/15
82 yards, Kamu Grugier-Hill @ Tennessee, 11/21/21	70+ YARD INTERCEPTION RETURN	78t yards, Earl Thomas @ Seattle, 10/29/17
2 ints, Desmond King II @ Tennessee, 11/21/21	TWO INTERCEPTIONS	2 ints, Richard Sherman @ Seattle, 10/29/17
3 ints, Glover Quin vs. Tennessee, 11/28/10	THREE INTERCEPTIONS	* Never Has Happened *
* Never Has Happened *	FOUR INTERCEPTIONS	* Never Has Happened *
24 yards, N.Y. Giants 34, Houston 10 vs. N.Y. Giants, 10/10/10	LESS THAN 25 RUSHING YARDS	24 yards, Houston 20, Tennessee 0 vs. Tennessee, 11/28/10
44 yards, L.A. Rams 38, Houston 22 vs. L.A. Rams, 10/31/21	LESS THAN 50 RUSHING YARDS	47 yards, Miami 17, Houston 9 @ Miami, 11/07/21
89 yards, Houston 41, L.A. Chargers 29 vs. L.A. Chargers, 12/26/21	LESS THAN 100 RUSHING YARDS	64 yards, Tennessee 28, Houston 25 vs. Tennessee, 01/09/22
-5 yards, Houston 23, Las Vegas 14 @ Oakland, 12/03/06	LESS THAN 50 NET PASSING YARDS	31 yards, Houston 21, Jacksonville 0 @ Jacksonville, 12/26/04
57 yards, Indianapolis 31, Houston 0 vs. Indianapolis, 12/05/21	LESS THAN 100 NET PASSING YARDS	89 yards, Houston 20, Jacksonville 3 vs. Jacksonville, 12/30/18
109 yards, N.Y. Jets 21, Houston 14 vs. N.Y. Jets, 11/28/21	LESS THAN 150 NET PASSING YARDS	136 yards, San Francisco 23, Houston 7 @ San Francisco, 01/02/22
119 yards, Houston 20, Jacksonville 3 vs. Jacksonville, 12/30/18	LESS THAN 150 YARDS NET OFFENSE	141 yards, Indianapolis 31, Houston 0 vs. Indianapolis, 12/05/21
119 yards, Houston 20, Jacksonville 3 vs. Jacksonville, 12/30/18	LESS THAN 200 YARDS NET OFFENSE	141 yards, Indianapolis 31, Houston 0 vs. Indianapolis, 12/05/21
296 yards, Houston 30, Jacksonville 16 @ Jacksonville, 12/19/21	LESS THAN 300 YARDS NET OFFENSE	222 yards, San Francisco 23, Houston 7 @ San Francisco, 01/02/22
4 to, Miami 17, Houston 9 @ Miami, 11/07/21	FORCED FOUR TURNOVERS	4 to, Houston 26, Jacksonville 3 @ Jacksonville, 11/03/19
5 to, Buffalo 40, Houston 0 @ Buffalo, 10/03/21	FORCED FIVE+ TURNOVERS	5 to, Houston 22, Tennessee 13 @ Tennessee, 11/21/21
1 to, San Francisco 23, Houston 7 @ San Francisco, 01/02/22	AT LEAST ONE TURNOVER	1 to, San Francisco 23, Houston 7 @ San Francisco, 01/02/22
3 to, Houston 41, L.A. Chargers 29 vs. L.A. Chargers, 12/26/21	FORCED THREE+ TURNOVERS	4 to, Miami 17, Houston 9 @ Miami, 11/07/21

SPECIAL TEAMS

98 yards, Tremon Smith: 15-M.Wright kicks 63 yards from JAX 35 to HST 2. 24-T.Smith for 98 yards, TOUCHDOWN. JAX-2-R.Jenkins was injured during the play. He is Out. @ Jacksonville, 12/19/21	KICKOFF RETURNED FOR A TOUCHDOWN	100 yards, Marqise Lee: 8-N.Novak kicks 65 yards from HST 35 to JAX 0. 11-M.Lee for 100 yards, TOUCHDOWN. PENALTY on JAX-11-M.Lee, Unsportsmanlike Conduct, 15 yards, enforced between downs. vs. Jacksonville, 12/18/16
67 yards, Will Fuller V: (1:12) 6-B.Kern punts 45 yards to HST 33, Center-48-B.Brinkley. 15-W.Fuller for 67 yards, TOUCHDOWN. (The Punt Hangtime Was 3.65 seconds.) vs. Tennessee, 10/02/16	PUNT RETURNED FOR A TOUCHDOWN	82 yards, Tyreek Hill: (7:41) 9-S.Lechler punts 52 yards to KC 18, Center-46-J.Weeks. 10-T.Hill for 82 yards, TOUCHDOWN. vs. Kansas City, 10/08/17
* Never Has Happened *	BLOCKED FIELD GOAL RETURNED FOR A TOUCHDOWN	* Never Has Happened *
Alfred Blue: (2:15) 5-T.Way punt is BLOCKED by 28-A.Blue, Center-57-N.Sundberg, RECOVERED by HST-28-A.Blue at WAS 5. 28-A.Blue for 5 yards, TOUCHDOWN. vs. Washington, 09/07/14	BLOCKED PUNT RETURNED FOR A TOUCHDOWN	* Never Has Happened *
51 yards, Dominik Eberle: (5:15) 16-D.Eberle 51 yard field goal is GOOD, Center-46-J.Weeks, Holder-11-C.Johnston. vs. L.A. Chargers, 12/26/21	MADE FIELD GOAL OF 50 YARDS OR LONGER	50 yards, Dustin Hopkins: (11:00) 6-D.Hopkins 50 yard field goal is GOOD, Center-54-M.Overton, Holder-1-T.Long. vs. L.A. Chargers, 12/26/21

THE LAST TIME

41 yards, Joey Slye: (2:03) 16-J.Slye 41 yard field goal is BLOCKED (36-M.Stewart), Center-46-J.Weeks, Holder-11-C.Johnston. @ Cleveland, 09/19/21	BLOCKED FIELD GOAL	27 yards, Stephen Gostkowski: (8:57) 3-S.Gostkowski 27 yard field goal is BLOCKED (20-Ju.Reid), Center-48-B.Brinkley, Holder-6-B.Kern, RECOVERED by HST-28-M.Thomas at HST 21. 28-M.Thomas to HST 21 for no gain (75-J.Douglas). @ Tennessee, 10/18/20
Shane Lechler: (10:41) 9-S.Lechler punt is BLOCKED by 98-D.Moore, Center-46-J.Weeks, ball out of bounds at HST 29. HST-9-S.Lechler was injured during the play. @ N.Y. Giants, 09/21/14	BLOCKED PUNT	JK Scott: (12:17) 6-J.Scott punt is BLOCKED by 38-B.Howell, Center-43-H.Bradley, RECOVERED by HST-51-D.Cole at GB 32. PENALTY on GB-29-K.Hollman, Illegal Use of Hands, 10 yards, enforced at GB 32. vs. Green Bay, 10/25/20
Ka'imi Fairbairn: 7-K.Fairbairn extra point is No Good, Wide Left, Center-46-J.Weeks, Holder-11-C.Johnston. @ Tennessee, 11/21/21	MISSED POINT AFTER TOUCHDOWN ATTEMPT	Jason Myers/Jason Myers: 5-J.Myers extra point is No Good, Hit Right Upright, Center-69-T.Ott, Holder-4-M.Dickson.5-J.Myers extra point is No Good, Wide Left, Center-69-T.Ott, Holder-4-M.Dickson. vs. Seattle, 12/12/21
Kai Forbath [J.J. Watt blocked]: 2-K.Forbath extra point is Blocked (99-J.Watt), Center-57-N.Sundberg, Holder-5-T.Way. vs. Washington, 09/07/14	POINT AFTER TOUCHDOWN ATTEMPT BLOCKED	Ka'imi Fairbairn [Cody Davis blocked]: 7-K.Fairbairn extra point is Blocked (22-C.Davis), Center-46-J.Weeks, Holder-9-B.Anger. DEFENSIVE TWO-POINT ATTEMPT. 53-M.Smith recovered the blocked kick. ATTEMPT FAILS. @ Jacksonville, 11/03/19
Chris Moore: 7-K.Fairbairn kicks onside 15 yards from HST 35 to 50. RECOVERED by HST-15-C.Moore. vs. L.A. Rams, 10/31/21	SUCCESSFUL ONSIDE KICK	Pat McAfee: 1-P.McAfee kicks onside 11 yards from IND 35 to IND 46. RECOVERED by IND-1-P.McAfee. vs. Indianapolis, 10/09/14
5 fg, Ka'imi Fairbairn: (41, 32, 53, 49, 40) @ N.Y. Jets, 12/15/18	FIVE FIELD GOALS	5 fg, Harrison Butker: (35, 42, 41, 35, 49) vs. Kansas City, 10/08/17
6 fg, Randy Bullock: (35, 25, 30, 20, 39, 33) vs. Baltimore, 12/21/14	SIX FIELD GOALS	8 fg, Rob Bironas: (52, 25, 21, 30, 28, 43, 29, 29) vs. Tennessee, 10/21/07
51 yards, Dominik Eberle: (8:57) 16-D.Eberle 25 yard field goal is GOOD, Center-46-J.Weeks, Holder-11-C.Johnston. vs. L.A. Chargers, 12/26/21	50-59 YARD FIELD GOAL	50 yards, Dustin Hopkins: (5:46) 6-D.Hopkins 35 yard field goal is GOOD, Center-54-M.Overton, Holder-1-T.Long. vs. L.A. Chargers, 12/26/21
4 fg, Ka'imi Fairbairn: (24, 43, 28, 51) vs. Tennessee, 01/03/21	FOUR FIELD GOALS	4 fg, Nick Folk: (52, 52, 32, 21) vs. New England, 10/10/21
61 yards, Ka'imi Fairbairn: (:04) 7-K.Fairbairn 61 yard field goal is GOOD, Center-46-J.Weeks, Holder-11-C.Johnston. vs. Seattle, 12/12/21	60+ YARD FIELD GOAL	* Never Has Happened *
3 fg, Ka'imi Fairbairn: (52, 51, 25) @ Jacksonville, 12/19/21	THREE FIELD GOALS	3 fg, Robbie Gould: (37, 27, 36) @ San Francisco, 01/02/22
57 yards, Tyler Ervin @ Jacksonville, 11/13/16	50-69 YARD PUNT RETURN	51 yards, Griff Whalen @ Indianapolis, 12/15/13
87t yards, Keshawn Martin vs. Oakland, 11/17/13	70-89 YARD PUNT RETURN	82t yards, Tyreek Hill vs. Kansas City, 10/08/17
60 yds, Cameron Johnston vs. Indianapolis, 12/05/21	60-69 YARD PUNT	62 yds, JK Scott vs. Green Bay, 10/25/20
* Never Has Happened *	90+ YARD PUNT RETURN	* Never Has Happened *
71 yds, Bryan Anger vs. Carolina, 09/29/19	70+ YARD PUNT	71 yds, Brett Kern vs. Tennessee, 10/02/16
50 yards, Keshawn Martin vs. New England, 12/01/13	50-69 YARD KICKOFF RETURN	50 yards, Griff Whalen vs. Indianapolis, 10/08/15
11 punts, Shane Lechler @ Jacksonville, 12/17/17	PUNTED 10+ TIMES	11 punts, Marquette King vs. Oakland, 11/17/13
84t yards, Jerome Mathis vs. Indianapolis, 09/23/07	70-89 YARD KICKOFF RETURN	71 yards, Fred Jackson @ Buffalo, 11/01/09
98t yards, Tremon Smith @ Jacksonville, 12/19/21	90+ YARD KICKOFF RETURN	100t yards, Marqise Lee vs. Jacksonville, 12/18/16
TEAM/MISCELLANEOUS		
592 yards, Houston 592, Atlanta 373 vs. Atlanta, 10/06/19	500 TOTAL YARDS OF OFFENSE	540 yards, Cincinnati 540, Houston 488 vs. Cincinnati, 12/27/20
437 yards, Houston 437, L.A. Chargers 417 vs. L.A. Chargers, 12/26/21	400 TOTAL YARDS OF OFFENSE	405 yards, Tennessee 405, Houston 353 vs. Tennessee, 01/09/22

THE LAST TIME

* Never Has Happened *	TOUCHDOWN ON OFFENSE, DEFENSE AND SPECIAL TEAMS	ST: (6:05) S.Bradford pass short right to C.Harkey for 2 yards, TOUCHDOWN.ST: (2:48) S.Bradford pass short left to L.Kendricks for 2 yards, TOUCHDOWN.ST: (7:46) S.Bradford pass short left to B.Quick for 4 yards, TOUCHDOWN.DEF: (:50) (Shotgun) T.Yates pass short right intended for G.Graham INTERCEPTED by A.Ogletree at SL 2. A.Ogletree for 98 yards, TOUCHDOWN.OFF: G.Zuerlein kicks 70 yards from SL 35 to HST -5. K.Martin to HST 10 for 15 yards (R.McLeod). FUMBLES (R.McLeod), RECOVERED by SL-D.Bates at HST 11. D.Bates for 11 yards, TOUCHDOWN. vs. St. Louis, 10/13/13
Davis Mills: TWO-POINT CONVERSION ATTEMPT. 10-D.Mills pass to 89-D.Amendola is complete. ATTEMPT SUCCEEDS. vs. Tennessee, 01/09/22	MADE TWO-POINT CONVERSION	Justin Herbert: TWO-POINT CONVERSION ATTEMPT. 10-J.Herbert pass to 87-J.Cook is complete. ATTEMPT SUCCEEDS. vs. L.A. Chargers, 12/26/21
Deshaun Watson: TWO-POINT CONVERSION ATTEMPT. 4-D.Watson pass to 17-C.Hansen is complete. ATTEMPT SUCCEEDS. The Replay Official reviewed the runner broke the plane ruling, and the play was REVERSED. TWO-POINT CONVERSION ATTEMPT. 4-D.Watson pass to 17-C.Hansen is complete. ATTEMPT FAILS. vs. Tennessee, 01/03/21	FAILED TWO-POINT CONVERSION	Justin Herbert/Justin Jackson: (Pass formation) TWO-POINT CONVERSION ATTEMPT. 10-J.Herbert pass to 27-J.Kelley is incomplete. ATTEMPT FAILS.(Run formation) TWO-POINT CONVERSION ATTEMPT. 22-J.Jackson rushes right end. ATTEMPT FAILS. vs. L.A. Chargers, 12/26/21
Houston 53, Atlanta 32 vs. Atlanta, 10/06/19	50 POINTS	* Never Has Happened *
Houston 41, L.A. Chargers 29 vs. L.A. Chargers, 12/26/21	40 POINTS	Buffalo 40, Houston 0 @ Buffalo, 10/03/21
Houston 19, Dallas 16 vs. Dallas, 10/07/18	OVERTIME WIN	Tennessee 42, Houston 36 @ Tennessee, 10/18/20
Tennessee 42, Houston 36 @ Tennessee, 10/18/20	OVERTIME LOSS	Houston 19, Dallas 16 vs. Dallas, 10/07/18
* Never Has Happened *	OVERTIME TIE	* Never Has Happened *
* Never Has Happened *	20 FIRST-QUARTER POINTS	Miami 21, Houston 0 @ Miami, 10/25/15
Houston 20, Kansas City 0 @ Kansas City, 10/13/19	20 SECOND-QUARTER POINTS	Tennessee 21, Houston 0 vs. Tennessee, 01/09/22
* Never Has Happened *	20 THIRD-QUARTER POINTS	L.A. Rams 21, Houston 0 @ L.A. Rams, 11/12/17
Houston 24, L.A. Chargers 14 vs. L.A. Chargers, 12/26/21	20 FOURTH-QUARTER POINTS	Buffalo 21, Houston 0 @ Buffalo, 10/03/21
Houston 20, Tennessee 0 vs. Tennessee, 11/28/10	SHUTOUT AT HOME	Indianapolis 31, Houston 0 vs. Indianapolis, 12/05/21
Houston 21, Jacksonville 0 @ Jacksonville, 12/26/04	SHUTOUT ON THE ROAD	Buffalo 40, Houston 0 @ Buffalo, 10/03/21
Houston 19, Dallas 16 vs. Dallas, 10/07/18	OVERTIME WIN AT HOME	Seattle 23, Houston 20 vs. Seattle, 09/29/13
Houston 37, Indianapolis 34 @ Indianapolis, 09/30/18	OVERTIME WIN ON THE ROAD	Tennessee 42, Houston 36 @ Tennessee, 10/18/20
10 pen, Houston 41, L.A. Chargers 29 vs. L.A. Chargers, 12/26/21	10 PENALTIES	10 pen, Houston 37, Jacksonville 21 vs. Jacksonville, 09/12/21
3 td, Tennessee 28, Houston 25 (9:54) D.Mills pass deep right to C.Moore for 28 yards, TOUCHDOWN. Flea Flicker (11:48) (Shotgun) D.Mills pass short middle to D.Amendola for 7 yards, TOUCHDOWN. (4:08) (Shotgun) D.Mills pass deep right to D.Amendola for 26 yards, TOUCHDOWN. vs. Tennessee, 01/09/22	THREE TOTAL TOUCHDOWNS	3 td, Houston 41, L.A. Chargers 29 (11:20) J.Jackson left end for 17 yards, TOUCHDOWN. (5:54) (No Huddle, Shotgun) J.Jackson right guard for 9 yards, TOUCHDOWN. (:38) (Shotgun) J.Herbert pass short middle to J.Palmer for 3 yards, TOUCHDOWN. vs. L.A. Chargers, 12/26/21
0 to, Tennessee 28, Houston 25 vs. Tennessee, 01/09/22	NO TURNOVERS	0 to, Tennessee 28, Houston 25 vs. Tennessee, 01/09/22
4 td, Houston 37, Jacksonville 21 (6:43) J.McCray reported in as eligible. M.Ingram left tackle for 1 yard, TOUCHDOWN. (2:30) (Shotgun) Ty.Taylor pass short left to D.Johnson for 7 yards, TOUCHDOWN. (:12) (Shotgun) Ty.Taylor pass short middle to D.Amendola for 8 yards, TOUCHDOWN. (3:28) (Shotgun) Direct snap to M.Ingram. P.Lindsay left end for 5 yards, TOUCHDOWN. vs. Jacksonville, 09/12/21	FOUR TOTAL TOUCHDOWNS	4 td, Tennessee 28, Houston 25 (7:45) (Shotgun) R.Tannehill pass short left to A.Firker for 5 yards, TOUCHDOWN. (1:40) (Shotgun) R.Tannehill pass short left to A.Brown for 14 yards, TOUCHDOWN. (:15) (Shotgun) R.Tannehill pass short right to N.Westbrook-Ikhine for 4 yards, TOUCHDOWN. (7:04) (Shotgun) R.Tannehill pass short middle to J.Jones for 3 yards, TOUCHDOWN [M.Collins]. vs. Tennessee, 01/09/22
43:17 TOP, Houston 27, Jacksonville 7 @ Jacksonville, 09/16/12	OVER 40:00 TIME OF POSSESSION (NON-OT)	41:35 TOP, Indianapolis 31, Houston 0 vs. Indianapolis, 12/05/21
@ Tennessee, 11/21/21	NO SACKS/NO INTERCEPTIONS ALLOWED	vs. Seattle, 12/12/21
(7, 7, 7, 7 Points), Houston 28, New England 22 vs. New England, 12/01/19	SCORE TOUCHDOWN IN EACH QUARTER	(7, 7, 7, 10 Points), Indianapolis 31, Houston 0 vs. Indianapolis, 12/05/21
37 (second half), Houston 53, Atlanta 32 vs. Atlanta, 10/06/19	30 ONE-HALF POINTS	30 (first half), Chicago 36, Houston 7 @ Chicago, 12/13/20

THE LAST TIME

Houston 26, Jacksonville 3 @ Jacksonville, 11/03/19

WON GAME BY 20+ POINTS

Seattle 33, Houston 13 vs. Seattle, 12/12/21

TEXANS HIGHS & LOWS

TEXANS : BY SEASON		(AS OF JAN 12, 2022, 3:48 PM PST)			2021 : REGULAR SEASON	
	HIGH	DATE	OPPONENT	LOW	DATE	OPPONENT
Points	41	12/26	vs. L.A. Chargers	0	10/3 12/5	at Buffalo vs. Indianapolis
Points in a Quarter	24	12/26	vs. L.A. Chargers	0	9/19 9/23 10/3 10/10 10/17 10/24 10/31 11/7 11/28 12/5 12/12 12/26 1/2 1/9	at Cleveland vs. Carolina at Buffalo vs. New England at Indianapolis at Arizona vs. L.A. Rams at Miami vs. N.Y. Jets vs. Indianapolis vs. Seattle vs. L.A. Chargers at San Francisco vs. Tennessee
Points in a Half	27	9/12	vs. Jacksonville	0	10/3 10/17 10/24 10/31 11/28 12/5 12/12 1/2 1/9	at Buffalo at Indianapolis at Arizona vs. L.A. Rams vs. N.Y. Jets vs. Indianapolis vs. Seattle at San Francisco vs. Tennessee
Total Touchdowns	5	12/26	vs. L.A. Chargers	0	10/3 10/17 10/24 11/7 12/5	at Buffalo at Indianapolis at Arizona at Miami vs. Indianapolis
Total Plays	76	12/12	vs. Seattle	42	10/3	at Buffalo
Total Net Yards	449	9/12	vs. Jacksonville	109	10/3	at Buffalo
Total First Downs	26	12/26	vs. L.A. Chargers	6	10/3	at Buffalo
First Downs Rushing	9	12/26	vs. L.A. Chargers	0	10/24	at Arizona
First Downs Passing	16	12/12	vs. Seattle	4	10/3	at Buffalo
First Down Penalties	4	1/2	at San Francisco	0	10/3 10/17 11/7 12/5 1/9	at Buffalo at Indianapolis at Miami vs. Indianapolis vs. Tennessee
Third Down Efficiency	69.2%	12/26	vs. L.A. Chargers	11.1%	9/23 10/3	vs. Carolina at Buffalo
Average Yards Per Play	6.8	12/26	vs. L.A. Chargers	2.6	10/3	at Buffalo
Total Net Yards Rushing	189	12/26	vs. L.A. Chargers	42	9/23 10/24	vs. Carolina at Arizona
Rushing Attempts	41	9/12	vs. Jacksonville	14	10/31	vs. L.A. Rams
Rushing Average Yards	5.3	12/26	vs. L.A. Chargers	2.2	11/21	at Tennessee
Rushing Touchdowns	2	9/12	vs. Jacksonville	0	9/23 10/3 10/10 10/17 10/24 11/7 11/28 12/5 12/12 12/19 1/2 1/9	vs. Carolina at Buffalo vs. New England at Indianapolis at Arizona at Miami vs. N.Y. Jets vs. Indianapolis vs. Seattle at Jacksonville at San Francisco vs. Tennessee
Total Net Yards Passing	317	12/12	vs. Seattle	57	12/5	vs. Indianapolis
Passing Attempts	49	12/12	vs. Seattle	21	10/3	at Buffalo
Passing Completions	33	12/12	vs. Seattle	11	10/3 12/5	at Buffalo vs. Indianapolis

TEXANS HIGHS & LOWS

Passing Touchdowns	3	10/10	vs. New England	0	10/3 10/17 10/24 11/7 11/21 12/5	at Buffalo at Indianapolis at Arizona at Miami at Tennessee vs. Indianapolis
Passing Yards Average	9.2	10/10	vs. New England	1.8	12/5	vs. Indianapolis
Passes Thrown for Interception	4	10/3	at Buffalo	0	9/12 9/23 10/10 10/24 11/21 12/12 12/26 1/9	vs. Jacksonville vs. Carolina vs. New England at Arizona at Tennessee vs. Seattle vs. L.A. Chargers vs. Tennessee
Times Sacked	5	10/31	vs. L.A. Rams	0	11/21	at Tennessee
QB Sacks	5	10/31	vs. L.A. Rams	0	11/21	at Tennessee
Sack Yards Lost	52	11/28	vs. N.Y. Jets	0	11/21	at Tennessee
Total Punts	7	10/24	at Arizona	1	12/26	vs. L.A. Chargers
Total Punt Yards	364	10/31	vs. L.A. Rams	53	12/26	vs. L.A. Chargers
Punt Gross Average Yards	53	12/26	vs. L.A. Chargers	33	10/10	vs. New England
Punt Net Average Yards	53	12/26	vs. L.A. Chargers	28.7	10/10	vs. New England
Punt Returns	4	10/24	at Arizona	0	12/26	vs. L.A. Chargers
Punt Return Yards	51	10/24	at Arizona	-4	9/23	vs. Carolina
Punt Return Yards Average	12.8	10/24	at Arizona	-4.0	9/23	vs. Carolina
Kickoff Returns	5	1/2	at San Francisco	1	10/31 11/7 11/21 12/26	vs. L.A. Rams at Miami at Tennessee vs. L.A. Chargers
Kickoff Return Yards	121	12/19	at Jacksonville	0	12/26	vs. L.A. Chargers
Total Penalties	10	10/3	at Buffalo	4	10/17 11/28 12/5 1/9	at Indianapolis vs. N.Y. Jets vs. Indianapolis vs. Tennessee
Penalty Yards	100	10/3	at Buffalo	25	10/17 12/5	at Indianapolis vs. Indianapolis
Total Fumbles	2	9/19	at Cleveland	0	12/12 12/19 12/26 1/9	vs. Seattle at Jacksonville vs. L.A. Chargers vs. Tennessee
Fumbles Lost	1	9/19	at Cleveland	0	9/12 9/23 10/31 11/21 11/28 12/12 12/19 12/26 1/2 1/9	vs. Jacksonville vs. Carolina vs. L.A. Rams at Tennessee vs. N.Y. Jets vs. Seattle at Jacksonville vs. L.A. Chargers at San Francisco vs. Tennessee
Time of Possession	35:04	9/12	vs. Jacksonville	18:25	12/5	vs. Indianapolis
Turnovers	5	10/3	at Buffalo	0	9/12 9/23 11/21 12/12 12/26 1/9	vs. Jacksonville vs. Carolina at Tennessee vs. Seattle vs. L.A. Chargers vs. Tennessee
Attendance	71,612	1/2	at San Francisco	57,947	10/17	at Indianapolis

OPPONENT HIGHS & LOWS

Opponent Highs & Lows
No games found for TS Report "Team High-Low" -- 2021: Postseason

INDIVIDUAL SINGLE-GAME HIGHS

Individual Single-Game Highs
No games found for TS Report "Individual Single Game Highs" -- 2021: Postseason

HOUSTON TEXANS RECORD WHEN...

TEXANS 2021 REGULAR SEASON RECORD WHEN...

CATEGORY	2021 SEASON		ALL-TIME		CATEGORY	2021 SEASON		ALL-TIME	
	W-L	W-L	W-L	W-L		W-L	W-L		
TEXANS AT NRG STADIUM	2-7	81-80	TEXANS WEARING BLUE JERSEYS	0-6	56-60				
TEXANS ON THE ROAD	2-6	58-102	TEXANS WEARING WHITE JERSEYS	2-5	63-104				
TEXANS ON GRASS	2-4	95-109	TEXANS WEARING RED JERSEYS	0-1	11-12				
TEXANS ON ARTIFICIAL TURF	2-9	44-73	TEXANS WEARING ALL-WHITE	1-0	9-8				
TEXANS IN DOMES	2-7	8-23	TEXANS WEARING ALL-BLUE	1-0	8-7				
TEXANS IN RETRACTABLE ROOF STADIUMS	2-8	84-94	TEXANS WEARING ALL-RED	0-0	2-2				
TEXANS OUTDOORS	2-5	52-74	TEXANS WEARING COLOR RUSH	0-0	5-2				
NRG STADIUM ROOF OPEN	0-2	25-26	IN SEPTEMBER	1-2	28-39				
NRG STADIUM ROOF CLOSED	2-6	56-56	IN OCTOBER	0-5	36-43				
TEXANS SCORE FIRST	3-3	87-57	IN NOVEMBER	1-2	35-41				
OPPONENT SCORES FIRST	1-10	52-125	IN DECEMBER	2-2	37-52				
TEXANS SCORE ON FIRST POSSESSION	3-2	51-40	IN JANUARY	0-2	3-7				
TEXANS SCORE 20 OR MORE POINTS	4-4	114-74	ON SUNDAY NIGHT	0-0	5-8				
TEXANS SCORE 19 OR LESS POINTS	0-9	25-108	ON THURSDAY NIGHT	0-1	4-8				
TEXANS ALLOW 20 OR MORE	2-12	47-164	ON MONDAY NIGHT	0-0	5-9				
TEXANS ALLOW 19 OR LESS POINTS	2-1	92-18	ON SATURDAY	0-0	3-1				
TEXANS LEAD AFTER 1ST QUARTER	4-2	74-42	DAY GAMES	4-12	124-157				
TEXANS TRAIL AFTER 1ST QUARTER	0-8	30-109	NIGHT GAMES	0-1	15-25				
SCORE TIED AFTER 1ST QUARTER	0-3	35-31	VS. AFC SOUTH OVERALL	3-3	54-66				
TEXANS LEAD AT HALFTIME	4-3	96-37	VS. AFC SOUTH AT HOME	1-2	31-29				
TEXANS TRAIL AT HALFTIME	0-9	34-134	VS. AFC SOUTH ON THE ROAD	2-1	23-37				
SCORE TIED AT HALFTIME	0-1	9-11	VS. AFC	4-8	108-132				
TEXANS LEAD AFTER 3RD QUARTER	4-1	103-25	VS. AFC NORTH	0-1	17-24				
TEXANS TRAIL AFTER 3RD QUARTER	0-12	24-143	VS. AFC EAST	0-4	19-22				
SCORE TIED AFTER 3RD QUARTER	0-0	12-14	VS. AFC WEST	1-0	18-20				
GAME GOES TO OVERTIME	0-0	7-10	VS. NFC	0-5	31-50				
TEXANS HAVE + TURNOVER RATIO	3-2	85-25	VS. NFC EAST	0-0	6-14				
TEXANS HAVE - TURNOVER RATIO	1-4	25-113	VS. NFC SOUTH	0-1	11-10				
TURNOVER RATIO EVEN	0-7	29-44	VS. NFC NORTH	0-0	9-11				
TEXANS HAVE 30:00+TOP	3-3	103-58	VS. NFC WEST	0-4	5-15				
TEXANS HAVE LESS THAN 30:00 TOP	1-10	36-124							
TEXANS HAVE 100-YARD RUSHER	1-0	48-26							
TEXANS HAVE 300 NET PASSING YARDS	0-1	19-31							
TEXANS HAVE 1 100-YARD RECEIVER	2-4	52-55							
TEXANS HAVE 2 100-YARD RECEIVERS	0-0	4-9							
TEXANS WIN COIN TOSS	2-5	67-94							
TEXANS LOSE COIN TOSS	2-8	72-88							

TEAM SEASON TOTALS

Team Season Totals
No games found for TS Report "Team Game" -- 2021: Postseason

OPPONENT SEASON TOTALS

Opponent Season Totals
No games found for TS Report "Team Game" -- 2021: Postseason

QUARTER-BY-QUARTER SCORING

Quarter-By-Quarter Scoring
No games found for TS Report "Scoring" -- 2021: Postseason

REDZONE POSSESSIONS

2021 REGULAR SEASON

		INSIDE THE 20		GOAL TO GO SITUATIONS	
DATE	OPPONENT	OFFENSE	DEFENSE	OFFENSE	DEFENSE
09/12	Jacksonville	TD - Run TD - Pass FG - 26 yards TD - Pass TD - Run FG - 25 yards	TD - Pass	TD - Run FG - 26 yards TD - Pass TD - Run	TD - Pass
09/19	at Cleveland	TD - Run TD - Pass	TD - Run TD - Run FG - 30 yards	TD - Pass	TD - Run
09/23	Carolina	TD - Pass	TD - Run Downs TD - Run FG - 21 yards TD - Run	TD - Pass	TD - Run TD - Run TD - Run
10/03	at Buffalo	Downs	FG - 33 yards FG - 26 yards FG - 21 yards FG - 28 yards TD - Pass TD - Run TD - Run	NONE	FG - 21 yards FG - 28 yards TD - Pass TD - Run TD - Run
10/10	New England	TD - Pass FG - 33 yards	TD - Run Fumble FG - 32 yards TD - Pass FG - 21 yards	FG - 33 yards	TD - Run Fumble FG - 21 yards
10/17	at Indianapolis	FG - 31 yards	TD - Run TD - Run	NONE	TD - Run
10/24	at Arizona	NONE	TD - Pass TD - Pass FG - 31 yards TD - Run	NONE	TD - Pass TD - Pass
10/31	L.A. Rams	TD - Run TD - Pass	TD - Pass Downs FG - 27 yards TD - Pass TD - Run TD - Pass TD - Run	TD - Run TD - Pass	TD - Pass TD - Pass TD - Run
11/07	at Miami	Interception FG - 31 yards FG - 40 yards FG - 20 yards	TD - Run TD - Pass	FG - 20 yards	TD - Run TD - Pass
11/21	at Tennessee	FG - 24 yards TD - Run TD - Run FG - 37 yards	Interception TD - Pass TD - Run	FG - 24 yards TD - Run TD - Run	Fumble
11/28	N.Y. Jets	Interception TD - Pass	FG - 31 yards TD - Run TD - Run FG - 37 yards	TD - Pass	FG - 31 yards TD - Run TD - Run FG - 37 yards
12/05	Indianapolis	NONE	TD - Run Missed FG TD - Pass TD - Run FG - 23 yards TD - Run	NONE	TD - Run TD - Pass TD - Run FG - 23 yards TD - Run
12/12	Seattle	TD - Pass FG - 21 yards End of Game	FG - 38 yards TD - Pass	TD - Pass FG - 21 yards	TD - Pass
12/19	at Jacksonville	FG - 25 yards	FG - 22 yards TD - Run FG - 35 yards	NONE	TD - Run
12/26	L.A. Chargers	TD - Run TD - Run FG - 25 yards TD - Pass	TD - Run FG - 35 yards TD - Run TD - Pass	TD - Run	TD - Pass
01/02	at San Francisco	TD - Pass Missed FG	FG - 37 yards TD - Pass FG - 27 yards FG - 36 yards	TD - Pass	TD - Pass FG - 27 yards
01/09	Tennessee	FG - 31 yards TD - Pass	TD - Pass TD - Pass TD - Pass TD - Pass	TD - Pass	TD - Pass TD - Pass TD - Pass

	OFFENSE DEFENSE		OFFENSE DEFENSE		
Inside the 20	37	66	Goal-To-Go Situations	19	39
Scores	32	61	Scores	19	37
Touchdowns	19	41	Touchdowns	14	30
Field Goals	13	20	Field Goals	5	7
Total Points in 20	171	346	Total Points	113	232
Fumbles	0	1	Fumbles	0	2
Interceptions	2	1	Interceptions	0	0
Missed Field Goals	1	1	Missed Field Goals (G2G)	0	0
Lost on Downs	1	2	Lost on Downs	0	0
End of Half/Game	1	0	End of Half/Game	0	0
TDs Outside	11	12	Goal-to-Go Percentage	73.7	79.5
Red-Zone Percentage	51.4	62.1			

Texans Drive Engineering
No games found for TS Report "Game by Game Drive Production" -- 2021: Postseason

OPPONENT DRIVE ENGINEERING

Opponent Drive Engineering
No games found for TS Report "Game by Game Drive Production" -- 2021: Postseason

3RD DOWN AND...

3rd Down and...
No games found for TS Report "3rd Down and..." -- 2021: Postseason

4TH DOWN AND...

4th Down and...
No games found for TS Report "4th Down and..." -- 2021: Postseason

TAKEAWAY/GIVEAWAY CHART

DATE	OPPONENT	HOU +/- RATIO	HOU TAKES	POINTS OFF TAKES	HOU GIVES	POINTS OFF GIVES	POINTS OFF TO RATIO
09/12	Jacksonville	+3	3 (0 FUM, 3 INT)	3	0 (0 FUM, 0 INT)	0	+3
09/19	at Cleveland	0	2 (1 FUM, 1 INT)	7	2 (1 FUM, 1 INT)	10	-3
09/23	Carolina	0	0 (0 FUM, 0 INT)	0	0 (0 FUM, 0 INT)	0	0
10/03	at Buffalo	-4	1 (0 FUM, 1 INT)	0	5 (1 FUM, 4 INT)	24	-24
10/10	New England	+1	2 (1 FUM, 1 INT)	10	1 (1 FUM, 0 INT)	0	+10
10/17	at Indianapolis	-3	0 (0 FUM, 0 INT)	0	3 (1 FUM, 2 INT)	14	-14
10/24	at Arizona	0	1 (0 FUM, 1 INT)	0	1 (1 FUM, 0 INT)	7	-7
10/31	L.A. Rams	-1	0 (0 FUM, 0 INT)	0	1 (0 FUM, 1 INT)	7	-7
11/07	at Miami	+1	5 (3 FUM, 2 INT)	6	4 (1 FUM, 3 INT)	14	-8
11/21	at Tennessee	+5	5 (1 FUM, 4 INT)	13	0 (0 FUM, 0 INT)	0	+13
11/28	N.Y. Jets	0	1 (0 FUM, 1 INT)	7	1 (0 FUM, 1 INT)	3	+4
12/05	Indianapolis	-1	1 (1 FUM, 0 INT)	0	2 (1 FUM, 1 INT)	7	-7
12/12	Seattle	0	0 (0 FUM, 0 INT)	0	0 (0 FUM, 0 INT)	0	0
12/19	at Jacksonville	-1	0 (0 FUM, 0 INT)	0	1 (0 FUM, 1 INT)	3	-3
12/26	L.A. Chargers	+3	3 (1 FUM, 2 INT)	17	0 (0 FUM, 0 INT)	0	+17
01/02	at San Francisco	0	1 (0 FUM, 1 INT)	7	1 (0 FUM, 1 INT)	7	0
01/09	Tennessee	0	0 (0 FUM, 0 INT)	0	0 (0 FUM, 0 INT)	0	0
TOTALS		+3	25 (8 FUM, 17 INT)	70	22 (7 FUM, 15 INT)	96	-26

DRIVE CHARTS

WEEK 18: TEXANS 25, TITANS 28

JANUARY 9, 2022

TEXANS													TITANS												
#	RECD	LOST	POSS	OBTAINED	BEGAN	PLAYS	YDS	PEN	NET	1ST	ENDED	GIVEN UP	#	RECD	LOST	POSS	OBTAINED	BEGAN	PLAYS	YDS	PEN	NET	1ST	ENDED	GIVEN UP
1	15:00	10:44	4:16	Kickoff	HOU 18	9	25	0	25	2	HOU 43	Punt	1	10:44	09:03	1:41	Punt	TEN 17	3	2	0	2	0	TEN 19	Punt
2	09:03	08:08	0:55	Punt	TEN 44	3	3	0	3	0	TEN 41	Punt	2	08:08	01:22	6:46	Punt	TEN 8	13	68	0	68	3	HOU 24	Missed FG
3	01:22	14:11	2:11	Missed FG	HOU 32	4	18	0	18	1	HOU 44	Punt	3	14:11	07:40	6:31	Punt	TEN 6	11	94	0	94	6	HOU 5	Touchdown
4	07:40	04:20	3:20	Kickoff	HOU 25	6	18	0	18	1	HOU 43	Punt	4	04:20	01:34	2:46	Punt	TEN 15	9	85	0	85	5	HOU 14	Touchdown
5	01:34	00:44	0:50	Kickoff	HOU 22	3	5	0	5	0	HOU 27	Punt	5	00:44	00:11	0:33	Punt	TEN 36	5	19	45	64	3	HOU 4	Touchdown
6	00:11	00:00	0:11	Kickoff	HOU 18	1	-2	0	-2	0	HOU 18	End Half	6	15:00	13:28	1:32	Kickoff	TEN 27	3	2	0	2	0	TEN 29	Punt
7	13:28	09:46	3:42	Punt	HOU 28	8	72	0	72	4	TEN 28	Touchdown	7	09:46	06:18	3:28	Kickoff	TEN 23	3	17	-16	1	0	TEN 24	Punt
8	06:18	02:14	4:04	Punt	HOU 35	8	52	0	52	3	TEN 13	Field Goal	8	02:14	00:41	1:33	Kickoff	TEN 25	3	8	0	8	0	TEN 33	Punt
9	00:41	11:40	4:01	Punt	HOU 18	8	82	0	82	4	TEN 7	Touchdown	9	11:40	07:00	4:40	Kickoff	TEN 25	8	75	0	75	3	HOU 3	Touchdown
10	07:00	04:04	2:56	Kickoff	HOU 25	7	80	-5	75	3	TEN 26	Touchdown	10	04:04	00:00	4:04	Kickoff	TEN 28	8	35	0	35	3	HOU 36	End Game

COACHES CHALLENGES

ALL-TIME CHALLENGE RESULTS

Category	Won	Lost
Completions	1	7
(Touchdown)	11/14/10 at JAX	9/18/16 vs. KC 9/9/12 vs. MIA 12/13/10 vs. BAL 11/29/09 vs. IND 9/10/06 vs. PHI 9/12/04 vs. SD 9/22/02 vs. IND
Completions	16	23
(No Touchdown)	11/1/10 at IND 12/6/09 at JAX 9/15/13 vs. TEN 9/22/13 at BAL 10/9/14 vs. IND 9/13/15 vs. KC 9/13/15 vs. KC 9/27/15 vs. TB 12/13/15 vs. NE 12/13/15 vs. NE 12/11/17 vs. SF 12/25/17 vs. PIT 12/9/18 vs. IND 12/21/19 at TB 11/8/20 at JAX 11/22/20 vs. NE 11/28/21 vs. NYJ	9/29/19 vs. CAR 12/11/11 at CIN 10/30/11 vs. JAX 10/9/11 vs. OAK 9/30/07 at ATL 11/5/06 at NYG 11/12/06 at JAX 12/24/06 vs. IND 11/14/04 at IND 11/14/04 at IND 11/21/04 vs. GB 10/19/03 vs. NYJ 10/20/14 at PIT 12/21/14 vs. BAL 12/28/14 vs. JAX 9/27/15 vs. TB 11/22/15 vs. NYJ 1/3/16 vs. JAX 12/11/16 at IND 10/8/17 vs. KC 9/24/18 vs. NYG 10/11/20 vs. JAX 11/21/21 at TEN
Down By Contact	1	1
	11/26/20 at DET	9/24/17 at NE
Fumbles	7	14
	11/6/11 vs. CLE 10/18/09 at CIN 12/28/08 vs. CHI 9/17/06 at IND 10/15/06 at DAL 12/12/04 vs. IND 9/22/16 at NE	12/4/11 vs. ATL 10/30/11 vs. JAX 10/3/10 at OAK 9/27/09 vs. JAX 9/7/08 at PIT 12/14/08 vs. TEN 9/16/07 at CAR 10/21/07 vs. TEN 11/18/07 vs. NO 11/25/07 at CLE 12/13/07 vs. DEN 9/11/05 at BUF 10/2/05 at CIN 9/7/14 vs. WAS
Interceptions	2	4
	11/13/11 at TB 9/16/07 at CAR	9/21/08 at TEN 9/23/07 vs. IND 10/14/07 at JAX 11/30/02 vs. CIN
Pass Interference	0	3
		10/13/19 at KC 11/17/19 at BAL 1/4/20 vs. BUF
Penalties	0	2
Number of Men on Field		12/30/12 at IND
Running into the kicker		12/20/15 at IND

Spot	8	16
	12/2/06 at OAK	12/1/19 vs. NE
	11/30/03 vs. ATL	9/15/19 vs. JAX
	9/27/09 vs. JAX	9/9/19 at NO
	9/30/12 vs. TEN	12/20/09 vs. STL
	9/15/13 vs. TEN	9/7/08 at PIT
	12/3/17 at TEN	12/31/06 vs. CLE
	12/17/17 at JAX	10/10/04 vs. MIN
	10/7/18 vs. DAL	11/7/04 at DEN
		10/13/13 vs. STL
		11/24/13 vs. JAX
		11/2/14 vs. PHI
		11/21/16 at ARI
		11/19/17 vs. OAK
		12/9/18 vs. IND
		11/21/21 at TEN
		12/5/21 vs. IND
		1/9/22 vs. TEN

ALL-TIME RECORD 35 70

CHALLENGE BY YEAR

Year	Won	Lost
2021	1	4
2020	3	1
2019	1	7
2018	2	2
2017	4	3
2016	1	3
2015	5	4
2014	1	4
2013	3	2
2012	1	2
2011	2	5
2010	2	2
2009	3	3
2008	1	4
2007	1	8
2006	3	5
2005	0	2
2004	1	6
2003	1	1
2002	0	2
ALL-TIME RECORD	35	70

YEARLY CHALLENGE SUMMARIES

Category	2021 Won	2021 Lost
Completions (TD)	0	0
Completions (No TD)	1	1
Fumbles	0	0
Pass Interference	0	0
Spot	0	3
2021 RECORD	1	4

CHALLENGE DESCRIPTION

11/21/21 at TEN (T. Taylor incomplete pass to N. Collins)	Lost
11/21/21 at TEN (R. Burkhead short of first down marker)	Lost
11/28/21 vs. NYJ (Z. Wilson completed pass to E. Moore)	Won
12/5/21 vs. IND (B. Cooks short of first down marker)	Lost
1/9/22 vs. TEN (D. Hilliard made line to gain)	Lost

Category	2020 Won	2020 Lost
Completions (TD)	0	0
Completions (No TD)	2	1
Fumbles	0	0
Pass Interference	0	0
Spot	0	0
Down By Contact	1	0
2020 RECORD	3	1

CHALLENGE DESCRIPTION

10/11/20 vs. JAX (K. Cole Sr. completion)	Lost
11/8/20 at JAX (B. Cooks completion)	Won
11/22/20 vs. NE (D. Byrd completion)	Won
11/26/20 at DET (K. Johnson not down by contact)	Won

Category	2019 Won	2019 Lost
Completions (TD)	0	0
Completions (No TD)	1	1
Fumbles	0	0
Pass Interference	0	3
Spot	0	3
Down By Contact (Sack)	0	0
2019 RECORD	1	7

CHALLENGE DESCRIPTION

9/9/19 at NO (D. Hopkins gained first down)	Lost
9/15/19 vs. JAX (L. Fournette gained first down)	Lost
9/29/19 vs. CAR (C. McCaffrey completion)	Lost
10/13/19 at KC (T. Kelce interfered)	Lost
11/17/19 at BAL (M. Humphrey interfered)	Lost
12/2/19 vs. NE (P. Dorsett gained first down)	Lost
12/21/19 at TB (B. Perriman completion)	Won
1/4/20 vs. BUF (T. Johnson interfered)	Lost

Category	2018 Won	2018 Lost
Completions (TD)	0	0
Completions (No TD)	1	1
Fumbles	0	0
Spot	1	1
Down By Contact (Sack)	0	0
2018 RECORD	2	2

CHALLENGE DESCRIPTION

9/24/18 vs. NYG (O. Beckham completion)	Lost
10/7/18 vs. DAL (E. Elliott stepped out of bounds)	Won
12/9/18 vs. IND (E. Swoope completion)	Won
12/9/18 vs. IND (R. Griffin crossed goal line)	Lost

Category	2017 Won	2017 Lost
Completions (TD)	0	0
Completions (No TD)	2	1
Fumbles	0	0
Spot	2	1
Down By Contact (Sack)	0	1
2017 RECORD	4	3

CHALLENGE DESCRIPTION

9/24/17 at NE (T. Brady down by contact)	Lost
10/8/17 vs. KC (T. Hill completion)	Lost
11/19/17 vs. AZ (punt crossed goal line)	Lost
12/3/17 at TEN (D. Walker spot)	Won
12/10/17 vs. SF (D. Hopkins completion)	Won
12/17/17 at JAX (J. Mickens spot)	Won
12/15/17 vs. PIT (J. Smith-Schuster catch)	Won

Category	2016 Won	2016 Lost
Completions (TD)	0	1
Completions (No TD)	0	1
Fumbles	1	0
Spot	0	1
2016 RECORD	1	3

CHALLENGE DESCRIPTION

9/18/16 vs. KC (D. Hopkins completion)	Lost
9/22/16 at NE (C. Jones fumble)	Won
11/21/16 at OAK (A. Hunt spot)	Lost
12/11/16 at IND (T. Hilton catch)	Lost

Category	2015 Won	2015 Lost
Completions (TD)	0	0
Completions (No TD)	5	3
Interceptions	0	0
Fumbles	0	0
Number of Men on Field	0	0
Running into the kicker	0	1
2015 RECORD	5	4

COACHES CHALLENGES

CHALLENGE DESCRIPTION

9/13/15 vs. KC (J. Maclin completion)	Won
9/13/15 vs. KC (D. Hopkins completion)	Won
9/27/15 vs. TB (M. Evans completion)	Won
9/27/15 vs. TB (L. Murphy completion)	Lost
11/22/15 vs. NYJ (E. Decker completion)	Lost
12/13/15 vs. NE (D. Amendola completion)	Won
12/13/15 vs. NE (J. White completion)	Won
12/20/15 at IND (W. Mercilus penalty)	Lost
1/3/16 vs. JAX (A. Hurns completion)	Lost

2014		
Category	Won	Lost
Completions (TD)	0	0
Completions (No TD)	1	3
Interceptions	0	0
Fumbles	0	1
Number of Men on Field	0	0
Spot	0	0
2014 RECORD	1	4

CHALLENGE DESCRIPTION

9/7/14 vs. WAS (A. Morris fumble)	Lost
10/9/14 vs. IND (R. Wayne completion)	Won
10/20/14 at PIT (A. Brown completion)	Lost
12/21/14 vs. BAL (A. Johnson completion)	Lost
12/28/14 vs. JAX (A. Hurns completion)	Lost

2013		
Category	Won	Lost
Completions (TD)	0	0
Completions (No TD)	2	0
Interceptions	0	0
Fumbles	0	0
Number of Men on Field	0	0
Spot	1	2
2013 RECORD	3	2

CHALLENGE DESCRIPTION

9/15/13 vs. TEN (Spot. After review, ruled safety)	Won
9/15/13 vs. TEN (M. Schaub pass to A. Johnson)	Won
9/22/13 at BAL (T. Smith catch on sideline)	Won
10/13/13 vs. STL (B. Tate goal line run)	Lost
11/24/13 vs. JAX (D. Johnson first down short of marker)	Lost

2012		
Category	Won	Lost
Completions (TD)	0	1
Completions (No TD)	0	0
Interceptions	0	0
Fumbles	0	0
Number of Men on Field	0	1
Spot	1	0
2012 RECORD	1	2

CHALLENGE DESCRIPTION

9/9/12 vs. MIA (L. Jean catch in endzone)	Lost
9/30/12 vs. TEN (K. Martin first down short of marker)	Won
12/30/12 at IND (IND number men on field)	Lost

2011		
Category	Won	Lost
Completions (TD)	0	0
Completions (No TD)	0	3
Interceptions	1	0
Fumbles	1	2
Spot	0	0
2011 RECORD	2	5

CHALLENGE DESCRIPTION

12/11/11 at CIN (A. Foster catch)	Lost
12/4/11 vs. ATL (T. Yates fumble)	Lost
11/13/11 at TB (A. Talib interception)	Won
11/6/11 vs. CLE (D. Ward fumble)	Won
10/30/11 vs. JAX (B. Tate fumble)	Lost
10/30/11 vs. JAX (K. Walter catch)	Lost
10/9/11 vs. OAK (J. Dreessen catch)	Lost

2010

Category	Won	Lost
Completions (TD)	1	1
Completions (No TD)	1	0
Interceptions	0	0
Fumbles	0	1
Spot	0	0
2010 RECORD	2	2

CHALLENGE DESCRIPTION

11/14/10 at JAX (K. Walter TD completion)	Won
10/3/10 at OAK (M. Bush fumble)	Lost
11/1/10 at IND (A. Gonzalez catch)	Won
12/13/10 vs. BAL (K. Walter TD completion)	Lost

2009		
Category	Won	Lost
Completions (TD)	0	1
Completions (No TD)	1	0
Interceptions	0	0
Fumbles	1	1
Spot	1	1
2009 RECORD	3	3

CHALLENGE DESCRIPTION

9/27/09 vs. JAX (C. Brown fumble)	Lost
9/27/09 vs. JAX (E. Wilford TD. Marked ob at HST 2.)	Won
10/18/09 at CIN (S. Slaton fumble)	Won
11/29/09 vs. IND (A. Johnson catch)	Lost
12/6/09 at JAX (D. Anderson catch)	Won
12/20/09 at STL (K. Darby first down)	Lost

2008		
Category	Won	Lost
Completions (TD)	0	0
Completions (No TD)	0	0
Interceptions	0	1
Fumbles	1	2
Spot	0	1
2008 RECORD	1	4

CHALLENGE DESCRIPTION

9/7/08 at PIT (M. Schaub fumble)	Lost
9/7/08 at PIT (Spot)	Lost
9/21/08 at TEN (M. Griffin interception)	Lost
12/14/08 vs. TEN (Ball touched on punt)	Lost
12/28/08 vs. CHI (S. Slaton fumble)	Won

2007		
Category	Won	Lost
Completions (TD)	0	0
Completions (No TD)	0	1
Interceptions	1	2
Fumbles	0	5
Spot	0	0
2007 RECORD	1	8

CHALLENGE DESCRIPTION

9/16/07 at CAR (K. Lucas interception)	Won
9/16/07 at CAR (O. Daniels fumble)	Lost
9/23/07 vs. IND (R. Boiman interception)	Lost
9/30/07 at ATL (J. Harrington pass complete to R. White)	Lost
10/14/07 at JAX (B. Williams interception)	Lost
10/21/07 vs. TEN (J. Jones fumble)	Lost
11/18/07 vs. NO (O. Daniels fumble)	Lost
11/25/07 at CLE (O. Daniels fumble)	Lost
12/13/07 vs. DEN (T. Scheffler fumble)	Lost

2006		
Category	Won	Lost
Completions (TD)	0	1
Completions (No TD)	0	3
Interceptions	0	0
Fumbles	2	0
Spot	1	1
2006 RECORD	3	5

CHALLENGE DESCRIPTION

9/10/06 vs. PHI (D. McNabb TD pass to D. Stallworth)	Lost
9/17/06 at IND (IND TD challenged; overturned)	Won
10/15/06 at DAL (Punt return fumble)	Won
11/5/06 at NYG (J. Feagles pass to J. Feely)	Lost
11/12/06 at JAX (S. Rosenfels incomplete pass to O. Daniels)	Lost
12/2/06 at OAK (Punt return marked ob at HST 38. After review marked ob at OAK 41)	Won
12/24/06 vs. IND (P. Manning pass to B. Utecht)	Lost
12/31/06 vs. CLE (C. Taylor 2 yard run)	Lost

2005		
Category	Won	Lost
Completions (TD)	0	0
Completions (No TD)	0	0
Interceptions	0	0
Fumbles	0	2
Spot	0	0
2005 RECORD	0	2

CHALLENGE DESCRIPTION

9/11/05 at BUF (D. Carr fumble)	Lost
10/2/05 at CIN (D. Carr fumble)	Lost

2004		
Category	Won	Lost
Completions (TD)	0	1
Completions (No TD)	0	3
Interceptions	0	0
Fumbles	1	0
Spot	0	2
2004 RECORD	1	6

CHALLENGE DESCRIPTION

9/12/04 vs. SD (D. Brees TD pass to E. Parker)	Lost
10/10/04 vs. MIN (spot)	Lost
11/7/04 at DEN (spot)	Lost
11/14/04 at IND (P. Manning pass to B. Stokley)	Lost
11/14/04 at IND (P. Manning pass to B. Stokley)	Lost
11/21/04 vs. GB (D. Carr pass to J. Gaffney)	Lost
12/12/04 vs. IND (P. Manning fumble)	Won

2003		
Category	Won	Lost
Completions (TD)	0	0
Completions (No TD)	0	1
Interceptions	0	0
Fumbles	0	0
Spot	1	0
2003 RECORD	1	1

CHALLENGE DESCRIPTION

10/19/03 vs. NYJ (V. Testaverde pass to S. Moss)	Lost
11/30/03 vs. ATL (spot)	Won

2002		
Category	Won	Lost
Completions (TD)	0	1
Completions (No TD)	0	0
Interceptions	0	1
Fumbles	0	0
Spot	0	0
2002 RECORD	0	2

CHALLENGE DESCRIPTION

9/22/02 vs. IND (P. Manning TD pass to R. Wayne)	Lost
11/30/02 vs. CIN (A. Hawkins interception)	Lost



HOUSTON
TEXANS

GAME SUMMARIES

GAME SUMMARIES



WEEK 1

Jacksonville Jaguars 21, Houston Texans 37
68,105 NRG Stadium Sep 12, 2021



Jacksonville Jaguars	0	7	7	7	—	21
Houston Texans	14	13	7	3	—	37

SCORING DRIVES

TEAM	QTR	TIME	SCORING PLAY	JAX	HOU
Texans	1	06:39	M.Ingram 1 yd. run (J.Slye kick) (14-84, 7:02)	0	7
Texans	1	02:25	D.Johnson 7 yd. pass from Ty.Taylor (J.Slye kick) (5-55, 2:14)	0	14
Jaguars	2	12:20	C.Manhertz 22 yd. pass from T.Lawrence (J.Lambo kick) (11-75, 5:05)	7	14
Texans	2	08:07	J.Slye 40 yd. Field Goal (9-54, 4:13)	7	17
Texans	2	00:59	J.Slye 26 yd. Field Goal (5-0, 1:18)	7	20
Texans	2	00:08	D.Amendola 8 yd. pass from Ty.Taylor (J.Slye kick) (4-69, 0:29)	7	27
Texans	3	03:24	P.Lindsay 5 yd. run (J.Slye kick) (9-68, 4:44)	7	34
Jaguars	3	01:48	D.Chark 41 yd. pass from T.Lawrence (J.Lambo kick) (4-75, 1:36)	14	34
Texans	4	11:56	J.Slye 25 yd. Field Goal (7-62, 2:53)	14	37
Jaguars	4	00:05	M.Jones 4 yd. pass from T.Lawrence (J.Lambo kick) (12-85, 2:45)	21	37

JACKSONVILLE JAGUARS

PASSING	ATT	CP	YDS	SK/YD	TD	LG	INT	RTG
Trevor Lawrence	51	28	332	1/13	3	41t	3	70.1
TOTAL	51	28	332	1/13	3	41T	3	70.1

RUSHING	ATT	YDS	AVG	LG	TD
Carlos Hyde	9	44	4.9	13	0
James Robinson	5	25	5.0	7	0
Laviska Shenault Jr.	1	9	9.0	9	0
Trevor Lawrence	1	-2	-2.0	-2	0
TOTAL	16	76	4.8	13	0

RECEIVING	NO	YDS	AVG	LG	TD
Laviska Shenault Jr.	7	50	7.1	14	0
James O'Shaughnessy	6	48	8.0	22	0
Marvin Jones Jr.	5	77	15.4	33	1
DJ Chark Jr.	3	86	28.7	41t	1
James Robinson	3	29	9.7	15	0
Carlos Hyde	2	14	7.0	9	0
Chris Manhertz	1	22	22.0	22t	1
Tyron Johnson	1	6	6.0	6	0
TOTAL	28	332	11.9	41T	3

TOP DEFENSE	TOT	SOLO	AST	SCK	YDS	INT
Myles Jack	9	6	3	0.0	0.0	0
Damien Wilson	7	1	6	0.0	0.0	0
Malcom Brown	7	4	3	0.0	0.0	0

FIELD GOALS	FGM/FGA	PERCENT	RESULTS
Josh Lambo	0-1	0.0	55WL
TOTAL	0-1	0.0	

HOUSTON TEXANS

PASSING	ATT	CP	YDS	SK/YD	TD	LG	INT	RTG
Tyrod Taylor	33	21	291	1/2	2	52	0	112.1
TOTAL	33	21	291	1/2	2	52	0	112.1

RUSHING	ATT	YDS	AVG	LG	TD
Mark Ingram II	26	85	3.3	11	1
Tyrod Taylor	4	40	10.0	29	0
Phillip Lindsay	8	25	3.1	8	1
David Johnson	3	10	3.3	5	0
TOTAL	41	160	3.9	29	2

RECEIVING	NO	YDS	AVG	LG	TD
Brandin Cooks	5	132	26.4	52	0
Danny Amendola	5	34	6.8	8t	1
Pharaoh Brown	4	67	16.8	29	0
David Johnson	3	18	6.0	9	1
Chris Conley	2	27	13.5	17	0
Nico Collins	1	7	7.0	7	0
Rex Burkhead	1	6	6.0	6	0
TOTAL	21	291	13.9	52	2

TOP DEFENSE	TOT	SOLO	AST	SCK	YDS	INT
Desmond King II	8	5	3	0.0	0.0	0
Zach Cunningham	7	3	4	0.0	0.0	0
Christian Kirksey	6	5	1	0.0	0.0	1

FIELD GOALS	FGM/FGA	PERCENT	RESULTS
Joey Slye	3-3	100.0	40G, 26G, 25G
TOTAL	3-3	100.0	

Team Statistics

	Jaguars	Texans
First Downs	20	22
3rd-Down Eff. (Made/Att/Pct)	3/11/27%	12/21/57%
4th-Down Eff. (Made/Att/Pct)	1/1/100%	0/0/0%
Total Net Yards	395	449
Total Plays	68	75
Yards Per Play	5.8	6.0
Rushes/Net Yards	16/76	41/160
Net Passing	319	289
Pass Attempts/Completions	51/28	33/21
Had Intercepted	3	0
Sacked/Yards Lost	1/13	1/2
Punts/Average	6/49.5	6/44.3
Penalties/Yards	10/82	5/50
Fumbles/Lost	1/0	1/0
Possession Time	24:56	35:04

GAME SUMMARIES



WEEK 2

Houston Texans 21, Cleveland Browns 31
67,431 FirstEnergy Stadium Sep 19, 2021



Houston Texans	7	7	0	7	—	21
Cleveland Browns	7	7	10	7	—	31

SCORING DRIVES

TEAM	QTR	TIME	SCORING PLAY	HOU	CLE
Browns	1	09:56	A.Janovich 1 yd. run (C.McLaughlin kick) (4-35, 2:02)	0	7
Texans	1	05:18	P.Lindsay 22 yd. pass from Ty.Taylor (J.Slye kick) (8-84, 4:38)	7	7
Texans	2	07:06	Ty.Taylor 15 yd. run (J.Slye kick) (6-47, 2:38)	14	7
Browns	2	01:14	B.Mayfield 5 yd. run (C.McLaughlin kick) (10-75, 5:52)	14	14
Browns	3	07:50	D.Felton 33 yd. pass from B.Mayfield (C.McLaughlin kick) (7-72, 5:52)	14	21
Browns	3	04:40	C.McLaughlin 30 yd. Field Goal (4-6, 1:37)	14	24
Texans	4	11:32	B.Cooks 2 yd. pass from D.Mills (J.Slye kick) (16-75, 8:08)	21	24
Browns	4	05:52	N.Chubb 26 yd. run (C.McLaughlin kick) (9-82, 5:40)	21	31

HOUSTON TEXANS

PASSING	ATT	CP	YDS	SK/YD	TD	LG	INT	RTG
Davis Mills	18	8	102	1/7	1	35	1	58.1
Tyrod Taylor	11	10	125	0/0	1	32	0	144.3
TOTAL	29	18	227	1/7	2	35	1	95.0

RUSHING	ATT	YDS	AVG	LG	TD
Mark Ingram II	14	41	2.9	8	0
David Johnson	6	25	4.2	8	0
Tyrod Taylor	1	15	15.0	15t	1
Phillip Lindsay	5	2	0.4	5	0
Davis Mills	2	-1	-0.5	2	0
TOTAL	28	82	2.9	15T	1

RECEIVING	NO	YDS	AVG	LG	TD
Brandin Cooks	9	78	8.7	22	1
David Johnson	2	22	11.0	14	0
Andre Roberts	1	35	35.0	35	0
Nico Collins	1	32	32.0	32	0
Phillip Lindsay	1	22	22.0	22t	1
Jordan Akins	1	17	17.0	17	0
Chris Conley	1	13	13.0	13	0
Danny Amendola	1	9	9.0	9	0
Mark Ingram II	1	-1	-1.0	-1	0
TOTAL	18	227	12.6	35	2

TOP DEFENSE	TOT	SOLO	AST	SCK	YDS	INT
Kamu Grugier-Hill	9	6	3	1.0	4.0	0
Zach Cunningham	7	2	5	0.0	0.0	0
Christian Kirksey	6	4	2	0.0	0.0	0

FIELD GOALS	FGM/FGA	PERCENT	RESULTS
Joey Slye	0-1	0.0	41B
TOTAL	0-1	0.0	

CLEVELAND BROWNS

PASSING	ATT	CP	YDS	SK/YD	TD	LG	INT	RTG
Baker Mayfield	21	19	213	2/14	1	33t	1	105.0
TOTAL	21	19	213	2/14	1	33T	1	105.0

RUSHING	ATT	YDS	AVG	LG	TD
Nick Chubb	11	95	8.6	26t	1
Kareem Hunt	13	51	3.9	13	0
Baker Mayfield	8	10	1.3	5t	1
Andy Janovich	2	0	0.0	1t	1
TOTAL	34	156	4.6	26T	3

RECEIVING	NO	YDS	AVG	LG	TD
Austin Hooper	5	40	8.0	13	0
Harrison Bryant	4	49	12.3	29	0
Demetric Felton	2	51	25.5	33t	1
Rashard Higgins	2	27	13.5	14	0
David Njoku	2	18	9.0	11	0
Donovan Peoples-Jones	1	14	14.0	14	0
Jarvis Landry	1	9	9.0	9	0
Nick Chubb	1	3	3.0	3	0
Kareem Hunt	1	2	2.0	2	0
TOTAL	19	213	11.2	33T	1

TOP DEFENSE	TOT	SOLO	AST	SCK	YDS	INT
Malcolm Smith	8	5	3	0.0	0.0	1
Ronnie Harrison Jr.	7	5	2	0.0	0.0	0
Grant Delpit	6	3	3	1.0	7.0	0

FIELD GOALS	FGM/FGA	PERCENT	RESULTS
Chase McLaughlin	1-1	100.0	30G
TOTAL	1-1	100.0	

Team Statistics

	Texans	Browns
First Downs	17	22
3rd-Down Eff. (Made/Att/Pct)	8/14/57%	4/9/44%
4th-Down Eff. (Made/Att/Pct)	0/0/0%	0/0/0%
Total Net Yards	302	355
Total Plays	58	57
Yards Per Play	5.2	6.2
Rushes/Net Yards	28/82	34/156
Net Passing	220	199
Pass Attempts/Completions	29/18	21/19
Had Intercepted	1	1
Sacked/Yards Lost	1/7	2/14
Punts/Average	4/52.3	2/40.0
Penalties/Yards	9/78	5/62
Fumbles/Lost	2/1	3/1
Possession Time	24:55	35:05

GAME SUMMARIES



WEEK 3

Carolina Panthers 24, Houston Texans 9
68,320 NRG Stadium Sep 23, 2021



Carolina Panthers 7 0 7 10 — 24
Houston Texans 0 6 0 3 — 9

SCORING DRIVES

TEAM	QTR	TIME	SCORING PLAY	CAR	HOU
Panthers	1	06:36	S.Darnold 5 yd. run (Z.Gonzalez kick) (10-88, 6:00)	7	0
Texans	2	00:25	A.Miller 1 yd. pass from D.Mills (kick failed, wr) (7-64, 1:12)	7	6
Panthers	3	06:20	T.Tremble 7 yd. run (Z.Gonzalez kick) (9-91, 4:17)	14	6
Panthers	4	12:44	Z.Gonzalez 21 yd. Field Goal (10-56, 6:31)	17	6
Texans	4	09:09	J.Slye 53 yd. Field Goal (8-40, 3:35)	17	9
Panthers	4	04:07	S.Darnold 1 yd. run (Z.Gonzalez kick) (12-75, 5:02)	24	9

CAROLINA PANTHERS

PASSING	ATT	CP	YDS	SK/YD	TD	LG	INT	RTG
Sam Darnold	34	23	304	3/14	0	30	0	95.7
TOTAL	34	23	304	3/14	0	30	0	95.7

RUSHING	ATT	YDS	AVG	LG	TD
Chuba Hubbard	11	52	4.7	14	0
Christian McCaffrey	7	31	4.4	10	0
Royce Freeman	5	17	3.4	13	0
Sam Darnold	8	11	1.4	5t	2
Tommy Tremble	1	7	7.0	7t	1
DJ Moore	1	-1	-1.0	-1	0
TOTAL	33	117	3.5	14	3

RECEIVING	NO	YDS	AVG	LG	TD
DJ Moore	8	126	15.8	29	0
Terrace Marshall Jr.	4	48	12.0	23	0
Chuba Hubbard	3	27	9.0	10	0
Dan Arnold	2	23	11.5	12	0
Christian McCaffrey	2	9	4.5	8	0
Tommy Tremble	1	30	30.0	30	0
Alex Erickson	1	25	25.0	25	0
Robby Anderson	1	8	8.0	8	0
Royce Freeman	1	8	8.0	8	0
TOTAL	23	304	13.2	30	0

TOP DEFENSE	TOT	SOLO	AST	SCK	YDS	INT
Donte Jackson	6	5	1	0.0	0.0	0
Shaq Thompson	6	5	1	0.0	0.0	0
Jeremy Chinn	5	3	2	0.0	0.0	0

FIELD GOALS	FGM/FGA	PERCENT	RESULTS
Zane Gonzalez	1-1	100.0	21G
TOTAL	1-1	100.0	

HOUSTON TEXANS

PASSING	ATT	CP	YDS	SK/YD	TD	LG	INT	RTG
Davis Mills	28	19	168	4/17	1	30	0	95.5
TOTAL	28	19	168	4/17	1	30	0	95.5

RUSHING	ATT	YDS	AVG	LG	TD
Mark Ingram II	6	21	3.5	6	0
David Johnson	2	11	5.5	7	0
Phillip Lindsay	7	5	0.7	3	0
Brandin Cooks	1	5	5.0	5	0
Davis Mills	1	0	0.0	0	0
TOTAL	17	42	2.5	7	0

RECEIVING	NO	YDS	AVG	LG	TD
Brandin Cooks	9	112	12.4	30	0
Jordan Akins	4	32	8.0	12	0
Anthony Miller	4	20	5.0	10	1
Rex Burkhead	1	5	5.0	5	0
Mark Ingram II	1	-1	-1.0	-1	0
TOTAL	19	168	8.8	30	1

TOP DEFENSE	TOT	SOLO	AST	SCK	YDS	INT
Zach Cunningham	14	6	8	0.0	0.0	0
Christian Kirksey	10	7	3	0.0	0.0	0
Vernon Hargreaves III	8	6	2	0.0	0.0	0

FIELD GOALS	FGM/FGA	PERCENT	RESULTS
Joey Slye	1-1	100.0	53G
TOTAL	1-1	100.0	

Team Statistics

	Panthers	Texans
First Downs	28	14
3rd-Down Eff. (Made/Att/Pct)	5/11/45%	1/9/11%
4th-Down Eff. (Made/Att/Pct)	0/1/0%	0/1/0%
Total Net Yards	407	193
Total Plays	70	49
Yards Per Play	5.8	3.9
Rushes/Net Yards	33/117	17/42
Net Passing	290	151
Pass Attempts/Completions	34/23	28/19
Had Intercepted	0	0
Sacked/Yards Lost	3/14	4/17
Punts/Average	3/37.0	6/44.5
Penalties/Yards	8/64	7/51
Fumbles/Lost	2/0	2/0
Possession Time	35:45	24:15

GAME SUMMARIES



0

WEEK 4

Houston Texans 0, Buffalo Bills 40
68,087 Highmark Stadium Oct 3, 2021



40

Houston Texans	0	0	0	0	—	0
Buffalo Bills	7	9	3	21	—	40

SCORING DRIVES

TEAM	QTR	TIME	SCORING PLAY	HOU	BUF
Bills	1	01:59	D.Knox 25 yd. pass from J.Allen (T.Bass kick) (9-69, 5:02)	0	7
Bills	2	13:05	T.Bass 33 yd. Field Goal (5-35, 1:55)	0	10
Bills	2	07:12	T.Bass 26 yd. Field Goal (7-41, 3:31)	0	13
Bills	2	00:23	T.Bass 21 yd. Field Goal (8-41, 1:17)	0	16
Bills	3	08:45	T.Bass 28 yd. Field Goal (12-65, 6:15)	0	19
Bills	4	13:29	D.Knox 1 yd. pass from J.Allen (T.Bass kick) (11-84, 6:49)	0	26
Bills	4	10:44	Z.Moss 4 yd. run (T.Bass kick) (4-27, 2:15)	0	33
Bills	4	03:36	M.Trubisky 4 yd. run (T.Bass kick) (7-53, 4:27)	0	40

HOUSTON TEXANS

PASSING	ATT	CP	YDS	SK/YD	TD	LG	INT	RTG
Davis Mills	21	11	87	3/26	0	16	4	23.4
TOTAL	21	11	87	3/26	0	16	4	23.4

RUSHING	ATT	YDS	AVG	LG	TD
Mark Ingram II	6	24	4.0	12	0
David Johnson	5	21	4.2	10	0
Jordan Akins	1	3	3.0	3	0
Davis Mills	1	2	2.0	2	0
Phillip Lindsay	4	-1	-0.3	2	0
Rex Burkhead	1	-1	-1.0	-1	0
TOTAL	18	48	2.7	12	0

RECEIVING	NO	YDS	AVG	LG	TD
Brandin Cooks	5	47	9.4	16	0
David Johnson	3	27	9.0	12	0
Pharaoh Brown	1	6	6.0	6	0
Jordan Akins	1	4	4.0	4	0
Anthony Miller	1	3	3.0	3	0
TOTAL	11	87	7.9	16	0

TOP DEFENSE	TOT	SOLO	AST	SCK	YDS	INT
Desmond King II	9	8	1	0.0	0.0	0
Lonnie Johnson Jr.	8	5	3	0.0	0.0	1
Christian Kirksey	7	4	3	0.0	0.0	0

FIELD GOALS	FGM/FGA	PERCENT	RESULTS
	No Field Goals		

BUFFALO BILLS

PASSING	ATT	CP	YDS	SK/YD	TD	LG	INT	RTG
Josh Allen	30	20	248	1/5	2	37	1	100.4
Mitchell Trubisky	1	1	8	0/0	0	8	0	100.0
TOTAL	31	21	256	1/5	2	37	1	101.0

RUSHING	ATT	YDS	AVG	LG	TD
Devin Singletary	14	79	5.6	15	0
Zack Moss	14	61	4.4	17	1
Josh Allen	6	41	6.8	16	0
Mitchell Trubisky	4	10	2.5	8	1
Emmanuel Sanders	1	7	7.0	7	0
Reggie Gilliam	1	1	1.0	1	0
TOTAL	40	199	5.0	17	2

RECEIVING	NO	YDS	AVG	LG	TD
Stefon Diggs	7	114	16.3	37	0
Emmanuel Sanders	5	74	14.8	21	0
Dawson Knox	5	37	7.4	25t	2
Cole Beasley	2	16	8.0	9	0
Reggie Gilliam	1	8	8.0	8	0
Devin Singletary	1	7	7.0	7	0
TOTAL	21	256	12.2	37	2

TOP DEFENSE	TOT	SOLO	AST	SCK	YDS	INT
Tremaine Edmunds	6	4	2	0.0	0.0	1
Cam Lewis	5	2	3	0.0	0.0	0
Ed Oliver	4	3	1	0.0	0.0	0

FIELD GOALS	FGM/FGA	PERCENT	RESULTS
Tyler Bass	4-4	100.0	33G, 26G, 21G, 28G
TOTAL	4-4	100.0	

Team Statistics

	Texans	Bills
First Downs	6	26
3rd-Down Eff. (Made/Att/Pct)	1/9/11%	5/12/42%
4th-Down Eff. (Made/Att/Pct)	1/2/50%	1/2/50%
Total Net Yards	109	450
Total Plays	42	72
Yards Per Play	2.6	6.3
Rushes/Net Yards	18/48	40/199
Net Passing	61	251
Pass Attempts/Completions	21/11	31/21
Had Intercepted	4	1
Sacked/Yards Lost	3/26	1/5
Punts/Average	5/50.2	1/44.0
Penalties/Yards	10/100	3/30
Fumbles/Lost	2/1	3/0
Possession Time	21:45	38:15

GAME SUMMARIES



WEEK 5

New England Patriots 25, Houston Texans 22
68,450 NRG Stadium Oct 10, 2021



New England Patriots	0	9	6	10	—	25
Houston Texans	6	9	7	0	—	22

SCORING DRIVES

TEAM	QTR	TIME	SCORING PLAY	NE	HOU
Texans	1	04:54	A.Auclair 11 yd. pass from D.Mills (kick failed, wr) (18-79,10:06)	0	6
Patriots	2	14:17	D.Harris 1 yd. run (kick failed, wl) (10-60, 5:37)	6	6
Texans	2	12:56	C.Moore 67 yd. pass from D.Mills (kick failed, wl) (3-75, 1:21)	6	12
Texans	2	01:37	K.Fairbairn 33 yd. Field Goal (15-65, 7:11)	6	15
Patriots	2	00:02	N.Folk 52 yd. Field Goal (9-42, 1:35)	9	15
Texans	3	13:31	C.Conley 37 yd. pass from D.Mills (K.Fairbairn kick) (2-44, 0:42)	9	22
Patriots	3	08:25	N.Folk 52 yd. Field Goal (4-3, 1:57)	12	22
Patriots	3	01:50	N.Folk 32 yd. Field Goal (7-47, 3:58)	15	22
Patriots	4	09:31	H.Henry 13 yd. pass from M.Jones (N.Folk kick) (7-54, 3:54)	22	22
Patriots	4	00:15	N.Folk 21 yd. Field Goal (15-84, 7:00)	25	22

NEW ENGLAND PATRIOTS

PASSING	ATT	CP	YDS	SK/YD	TD	LG	INT	RTG
Mac Jones	30	23	231	1/5	1	24	1	95.3
TOTAL	30	23	231	1/5	1	24	1	95.3

RUSHING	ATT	YDS	AVG	LG	TD
Damien Harris	14	58	4.1	15	1
Brandon Bolden	2	25	12.5	24	0
Rhamondre Stevenson	11	23	2.1	9	0
Kendrick Bourne	1	12	12.0	12	0
Jonnu Smith	1	5	5.0	5	0
Mac Jones	1	3	3.0	3	0
TOTAL	30	126	4.2	24	1

RECEIVING	NO	YDS	AVG	LG	TD
Hunter Henry	6	75	12.5	21	1
Jakobi Meyers	4	56	14.0	24	0
Brandon Bolden	4	6	1.5	3	0
Nelson Agholor	3	32	10.7	20	0
Kendrick Bourne	3	26	8.7	15	0
Jonnu Smith	2	27	13.5	23	0
N'Keal Harry	1	9	9.0	9	0
TOTAL	23	231	10.0	24	1

TOP DEFENSE	TOT	SOLO	AST	SCK	YDS	INT
Kyle Dugger	10	5	5	0.0	0.0	0
Adrian Phillips	7	4	3	0.0	0.0	0
Dont'a Hightower	5	4	1	0.0	0.0	0

FIELD GOALS	FGM/FGA	PERCENT	RESULTS
Nick Folk	4-4	100.0	52G, 52G, 32G, 21G
TOTAL	4-4	100.0	

HOUSTON TEXANS

PASSING	ATT	CP	YDS	SK/YD	TD	LG	INT	RTG
Davis Mills	29	21	312	3/19	3	67t	0	141.7
TOTAL	29	21	312	3/19	3	67T	0	141.7

RUSHING	ATT	YDS	AVG	LG	TD
Mark Ingram II	16	41	2.6	8	0
Phillip Lindsay	5	19	3.8	10	0
David Johnson	2	5	2.5	3	0
Davis Mills	1	2	2.0	2	0
TOTAL	24	67	2.8	10	0

RECEIVING	NO	YDS	AVG	LG	TD
Chris Moore	5	109	21.8	67t	1
David Johnson	5	46	9.2	16	0
Chris Conley	3	84	28.0	40	1
Brandin Cooks	3	23	7.7	14	0
Pharaoh Brown	2	22	11.0	15	0
Jordan Akins	2	17	8.5	9	0
Antony Auclair	1	11	11.0	11t	1
TOTAL	21	312	14.9	67T	3

TOP DEFENSE	TOT	SOLO	AST	SCK	YDS	INT
Christian Kirksey	10	4	6	0.0	0.0	0
Desmond King II	8	5	3	0.0	0.0	0
Terrance Mitchell	7	6	1	0.0	0.0	0

FIELD GOALS	FGM/FGA	PERCENT	RESULTS
Ka'imi Fairbairn	1-2	50.0	33G, 56WR
TOTAL	1-2	50.0	

Team Statistics

	Patriots	Texans
First Downs	21	14
3rd-Down Eff. (Made/Att/Pct)	6/11/55%	6/14/43%
4th-Down Eff. (Made/Att/Pct)	0/0/0%	3/3/100%
Total Net Yards	352	360
Total Plays	61	56
Yards Per Play	5.8	6.4
Rushes/Net Yards	30/126	24/67
Net Passing	226	293
Pass Attempts/Completions	30/23	29/21
Had Intercepted	1	0
Sacked/Yards Lost	1/5	3/19
Punts/Average	1/58.0	3/33.0
Penalties/Yards	5/27	8/70
Fumbles/Lost	1/1	1/1
Possession Time	30:44	29:16

GAME SUMMARIES



WEEK 6

Houston Texans 3, Indianapolis Colts 31
57,947 🏈 Lucas Oil Stadium 🏈 Oct 17, 2021



Houston Texans	0	3	0	0	—	3
Indianapolis Colts	7	3	14	7	—	31

SCORING DRIVES

TEAM	QTR	TIME	SCORING PLAY	HOU	IND
Colts	1	01:52	P.Campbell 51 yd. pass from C.Wentz (M.Badgley kick) (7-92, 3:18)	0	7
Colts	2	12:59	M.Badgley 41 yd. Field Goal (6-59, 1:56)	0	10
Texans	2	06:16	K.Fairbairn 31 yd. Field Goal (13-62, 6:43)	3	10
Colts	3	11:50	M.Alie-Cox 28 yd. pass from C.Wentz (M.Badgley kick) (2-28, 0:46)	3	17
Colts	3	06:37	J.Taylor 4 yd. run (M.Badgley kick) (4-88, 2:16)	3	24
Colts	4	04:47	J.Taylor 11 yd. run (M.Badgley kick) (9-63, 5:21)	3	31

HOUSTON TEXANS

PASSING	ATT	CP	YDS	SK/YD	TD	LG	INT	RTG
Davis Mills	43	29	243	2/14	0	20	2	62.5
TOTAL	43	29	243	2/14	0	20	2	62.5

RUSHING	ATT	YDS	AVG	LG	TD
Mark Ingram II	18	73	4.1	24	0
Phillip Lindsay	7	39	5.6	35	0
David Johnson	2	7	3.5	6	0
Davis Mills	2	5	2.5	3	0
TOTAL	29	124	4.3	35	0

RECEIVING	NO	YDS	AVG	LG	TD
Brandin Cooks	9	89	9.9	20	0
Nico Collins	4	44	11.0	18	0
Jordan Akins	4	41	10.3	13	0
Chris Moore	4	14	3.5	11	0
Phillip Lindsay	2	15	7.5	9	0
Mark Ingram II	2	8	4.0	5	0
Pharaoh Brown	2	8	4.0	5	0
David Johnson	1	14	14.0	14	0
Chris Conley	1	10	10.0	10	0
TOTAL	29	243	8.4	20	0

TOP DEFENSE	TOT	SOLO	AST	SCK	YDS	INT
Kamu Grugier-Hill	7	4	3	0.0	0.0	0
Jonathan Greenard	6	5	1	2.0	9.0	0
Lonnie Johnson Jr.	5	3	2	0.0	0.0	0

FIELD GOALS	FGM/FGA	PERCENT	RESULTS
Ka'imi Fairbairn	1-1	100.0	31G
TOTAL	1-1	100.0	

INDIANAPOLIS COLTS

PASSING	ATT	CP	YDS	SK/YD	TD	LG	INT	RTG
Carson Wentz	20	11	223	2/9	2	52	0	127.7
TOTAL	20	11	223	2/9	2	52	0	127.7

RUSHING	ATT	YDS	AVG	LG	TD
Jonathan Taylor	14	145	10.4	83	2
Nyheim Hines	4	13	3.3	7	0
Marlon Mack	5	12	2.4	8	0
Michael Pittman Jr.	1	3	3.0	3	0
Carson Wentz	2	1	0.5	2	0
TOTAL	26	174	6.7	83	2

RECEIVING	NO	YDS	AVG	LG	TD
T.Y. Hilton	4	80	20.0	52	0
Michael Pittman Jr.	2	35	17.5	18	0
Parris Campbell	1	51	51.0	51t	1
Mo Alie-Cox	1	28	28.0	28t	1
Jonathan Taylor	1	13	13.0	13	0
Nyheim Hines	1	9	9.0	9	0
Ashton Dulin	1	7	7.0	7	0
TOTAL	11	223	20.3	52	2

TOP DEFENSE	TOT	SOLO	AST	SCK	YDS	INT
Bobby Okereke	14	9	5	0.0	0.0	0
Kenny Moore II	9	9	0	0.0	0.0	0
Khari Willis	9	5	4	1.0	5.0	0

FIELD GOALS	FGM/FGA	PERCENT	RESULTS
Michael Badgley	1-1	100.0	41G
TOTAL	1-1	100.0	

Team Statistics

	Texans	Colts
First Downs	19	15
3rd-Down Eff. (Made/Att/Pct)	9/17/53%	3/10/30%
4th-Down Eff. (Made/Att/Pct)	1/2/50%	1/1/100%
Total Net Yards	353	388
Total Plays	74	48
Yards Per Play	4.8	8.1
Rushes/Net Yards	29/124	26/174
Net Passing	229	214
Pass Attempts/Completions	43/29	20/11
Had Intercepted	2	0
Sacked/Yards Lost	2/14	2/9
Punts/Average	5/42.4	5/43.4
Penalties/Yards	4/25	2/10
Fumbles/Lost	1/1	0/0
Possession Time	34:33	25:27

GAME SUMMARIES



WEEK 7

Houston Texans 5, Arizona Cardinals 31
60,297 State Farm Stadium Oct 24, 2021



Houston Texans 2 3 0 0 — 5
Arizona Cardinals 0 17 7 7 — 31

SCORING DRIVES

TEAM	QTR	TIME	SCORING PLAY	HOU	ARI
Texans	1	02:58	K.Murray tackled in end zone by J.Martin for a Safety	2	0
Texans	2	14:55	K.Fairbairn 53 yd. Field Goal (5-25, 3:03)	5	0
Cardinals	2	09:01	D.Hopkins 1 yd. pass from K.Murray (M.Prater kick) (14-75, 5:54)	5	7
Cardinals	2	02:45	C.Kirk 5 yd. pass from K.Murray (M.Prater kick) (6-49, 2:58)	5	14
Cardinals	2	00:05	M.Prater 31 yd. Field Goal (8-61, 1:32)	5	17
Cardinals	3	07:58	Z.Ertz 47 yd. pass from K.Murray (M.Prater kick) (7-88, 3:33)	5	24
Cardinals	4	10:22	J.Conner 18 yd. run (M.Prater kick) (7-63, 3:53)	5	31

HOUSTON TEXANS

PASSING	ATT	CP	YDS	SK/YD	TD	LG	INT	RTG
Davis Mills	32	23	135	2/17	0	22	0	79.6
TOTAL	32	23	135	2/17	0	22	0	79.6

RUSHING	ATT	YDS	AVG	LG	TD
David Johnson	7	25	3.6	13	0
Mark Ingram II	6	9	1.5	4	0
Phillip Lindsay	2	8	4.0	4	0
TOTAL	15	42	2.8	13	0

RECEIVING	NO	YDS	AVG	LG	TD
David Johnson	5	27	5.4	10	0
Brandin Cooks	5	21	4.2	18	0
Mark Ingram II	3	18	6.0	10	0
Danny Amendola	3	17	5.7	10	0
Pharaoh Brown	3	11	3.7	5	0
Nico Collins	2	28	14.0	22	0
Jordan Akins	2	13	6.5	8	0
TOTAL	23	135	5.9	22	0

TOP DEFENSE	TOT	SOLO	AST	SCK	YDS	INT
Lonnie Johnson Jr.	9	6	3	0.0	0.0	1
Christian Kirksey	8	4	4	0.0	0.0	0
Justin Reid	7	4	3	0.0	0.0	0

FIELD GOALS	FGM/FGA	PERCENT	RESULTS
Ka'imi Fairbairn	1-1	100.0	53G
TOTAL	1-1	100.0	

ARIZONA CARDINALS

PASSING	ATT	CP	YDS	SK/YD	TD	LG	INT	RTG
Kyler Murray	28	20	261	4/36	3	47t	1	121.3
TOTAL	28	20	261	4/36	3	47T	1	121.3

RUSHING	ATT	YDS	AVG	LG	TD
Chase Edmonds	15	81	5.4	16	0
James Conner	10	64	6.4	18t	1
Kyler Murray	6	10	1.7	7	0
Eno Benjamin	2	7	3.5	8	0
Jonathan Ward	1	7	7.0	7	0
Zach Ertz	1	4	4.0	4	0
Colt McCoy	2	-1	-0.5	0	0
TOTAL	37	172	4.6	18T	1

RECEIVING	NO	YDS	AVG	LG	TD
DeAndre Hopkins	7	53	7.6	15	1
Christian Kirk	4	50	12.5	19	1
A.J. Green	3	66	22.0	41	0
Zach Ertz	3	66	22.0	47t	1
Rondale Moore	2	17	8.5	16	0
Chase Edmonds	1	9	9.0	9	0
TOTAL	20	261	13.1	47T	3

TOP DEFENSE	TOT	SOLO	AST	SCK	YDS	INT
Isaiah Simmons	7	4	3	0.0	0.0	0
Jalen Thompson	5	4	1	0.0	0.0	0
Marco Wilson	5	5	0	0.0	0.0	0

FIELD GOALS	FGM/FGA	PERCENT	RESULTS
Matt Prater	1-1	100.0	31G
TOTAL	1-1	100.0	

Team Statistics

	Texans	Cardinals
First Downs	8	24
3rd-Down Eff. (Made/Att/Pct)	2/13/15%	6/12/50%
4th-Down Eff. (Made/Att/Pct)	0/2/0%	1/1/100%
Total Net Yards	160	397
Total Plays	49	69
Yards Per Play	3.3	5.8
Rushes/Net Yards	15/42	37/172
Net Passing	118	225
Pass Attempts/Completions	32/23	28/20
Had Intercepted	0	1
Sacked/Yards Lost	2/17	4/36
Punts/Average	7/49.1	4/49.8
Penalties/Yards	8/80	7/54
Fumbles/Lost	1/1	1/0
Possession Time	25:57	34:03

GAME SUMMARIES



WEEK 8

Los Angeles Rams 38, Houston Texans 22
66,013 NRG Stadium Oct 31, 2021



Los Angeles Rams	7	17	14	0	—	38
Houston Texans	0	0	0	22	—	22

SCORING DRIVES

TEAM	QTR	TIME	SCORING PLAY	LAR	HOU
Rams	1	09:33	D.Henderson 3 yd. pass from M.Stafford (M.Gay kick) (11-75, 5:28)	7	0
Rams	2	08:51	M.Gay 27 yd. Field Goal (10-56, 4:32)	10	0
Rams	2	06:09	R.Woods 2 yd. pass from M.Stafford (M.Gay kick) (4-12, 1:55)	17	0
Rams	2	00:30	D.Henderson 1 yd. run (M.Gay kick) (7-79, 3:19)	24	0
Rams	3	07:55	C.Kupp 11 yd. pass from M.Stafford (M.Gay kick) (3-79, 1:31)	31	0
Rams	3	00:02	R.Woods 16 yd. run (M.Gay kick) (9-77, 5:52)	38	0
Texans	4	08:08	R.Burkhead 1 yd. run (K.Fairbairn kick) (10-60, 3:55)	38	7
Texans	4	05:00	B.Cooks 45 yd. pass from D.Mills (K.Fairbairn kick) (4-62, 1:23)	38	14
Texans	4	02:35	B.Jordan 9 yd. pass from D.Mills (D.Mills run) (6-50, 2:25)	38	22

LOS ANGELES RAMS

PASSING	ATT	CP	YDS	SK/YD	TD	LG	INT	RTG
Matthew Stafford	32	21	305	0/0	3	68	0	127.7
John Wolford	2	1	5	1/8	0	5	0	56.2
TOTAL	34	22	310	1/8	3	68	0	123.4

RUSHING	ATT	YDS	AVG	LG	TD
Darrell Henderson Jr.	14	90	6.4	19	1
Sony Michel	9	42	4.7	14	0
Robert Woods	3	22	7.3	16t	1
Buddy Howell	5	11	2.2	4	0
TOTAL	31	165	5.3	19	2

RECEIVING	NO	YDS	AVG	LG	TD
Cooper Kupp	7	115	16.4	52	1
Van Jefferson	3	88	29.3	68	0
Robert Woods	3	35	11.7	28	1
Ben Skowronek	3	30	10.0	20	0
Tyler Higbee	3	25	8.3	11	0
Sony Michel	2	14	7.0	11	0
Darrell Henderson Jr.	1	3	3.0	3t	1
TOTAL	22	310	14.1	68	3

TOP DEFENSE	TOT	SOLO	AST	SCK	YDS	INT
Ernest Jones	9	7	2	0.5	2.5	1
Dont'e Deayon	7	6	1	0.0	0.0	0
Troy Reeder	7	3	4	0.0	0.0	0

FIELD GOALS	FGM/FGA	PERCENT	RESULTS
Matt Gay	1-1	100.0	27G
TOTAL	1-1	100.0	

HOUSTON TEXANS

PASSING	ATT	CP	YDS	SK/YD	TD	LG	INT	RTG
Davis Mills	38	29	310	5/31	2	45t	1	106.2
Rex Burkhead	1	0	0	0/0	0	0	0	39.6
TOTAL	39	29	310	5/31	2	45T	1	103.6

RUSHING	ATT	YDS	AVG	LG	TD
Rex Burkhead	4	21	5.3	14	1
Scottie Phillips	5	11	2.2	4	0
Phillip Lindsay	3	8	2.7	5	0
David Johnson	2	4	2.0	4	0
TOTAL	14	44	3.1	14	1

RECEIVING	NO	YDS	AVG	LG	TD
Brandin Cooks	6	83	13.8	45t	1
Jordan Akins	5	53	10.6	31	0
Nico Collins	4	55	13.8	26	0
Brevin Jordan	3	41	13.7	23	1
Rex Burkhead	3	27	9.0	10	0
Chris Moore	2	16	8.0	8	0
Scottie Phillips	2	9	4.5	8	0
Danny Amendola	2	3	1.5	3	0
Chris Conley	1	24	24.0	24	0
David Johnson	1	-1	-1.0	-1	0
TOTAL	29	310	10.7	45T	2

TOP DEFENSE	TOT	SOLO	AST	SCK	YDS	INT
Justin Reid	10	5	5	0.0	0.0	0
Tavierre Thomas	7	2	5	0.0	0.0	0
Vernon Hargreaves III	7	6	1	0.0	0.0	0

FIELD GOALS	FGM/FGA	PERCENT	RESULTS
Ka'imi Fairbairn	0-1	0.0	45WR
TOTAL	0-1	0.0	

Team Statistics

	Rams	Texans
First Downs	26	18
3rd-Down Eff. (Made/Att/Pct)	4/11/36%	4/12/33%
4th-Down Eff. (Made/Att/Pct)	0/1/0%	0/0/0%
Total Net Yards	467	323
Total Plays	66	58
Yards Per Play	7.1	5.6
Rushes/Net Yards	31/165	14/44
Net Passing	302	279
Pass Attempts/Completions	34/22	39/29
Had Intercepted	0	1
Sacked/Yards Lost	1/8	5/31
Punts/Average	4/44.5	7/52.0
Penalties/Yards	3/20	6/38
Fumbles/Lost	0/0	2/0
Possession Time	33:35	26:25

GAME SUMMARIES



WEEK 9

Houston Texans 9, Miami Dolphins 17
60,232 🏈 Hard Rock Stadium 🏈 Nov 7, 2021



Houston Texans	0	6	0	3	—	9
Miami Dolphins	7	10	0	0	—	17

SCORING DRIVES

TEAM	QTR	TIME	SCORING PLAY	HOU	MIA
Dolphins	1	04:37	M.Gaskin 6 yd. run (J.Sanders kick) (12-80, 6:03)	0	7
Texans	2	09:48	K.Fairbairn 31 yd. Field Goal (7-20, 3:21)	3	7
Texans	2	04:32	K.Fairbairn 40 yd. Field Goal (4-1, 0:58)	6	7
Dolphins	2	01:08	J.Sanders 42 yd. Field Goal (10-51, 3:24)	6	10
Dolphins	2	00:29	M.Hollins 5 yd. pass from J.Brissett (J.Sanders kick) (4-26, 0:24)	6	17
Texans	4	11:32	K.Fairbairn 20 yd. Field Goal (14-92, 5:40)	9	17

HOUSTON TEXANS

PASSING	ATT	CP	YDS	SK/YD	TD	LG	INT	RTG
Tyrod Taylor	43	24	240	5/41	0	39	3	42.8
Danny Amendola	1	0	0	0/0	0	0	0	39.6
TOTAL	44	24	240	5/41	0	39	3	41.9

RUSHING	ATT	YDS	AVG	LG	TD
Phillip Lindsay	8	28	3.5	9	0
Tyrod Taylor	3	23	7.7	10	0
David Johnson	4	11	2.8	4	0
Rex Burkhead	2	9	4.5	8	0
Scottie Phillips	1	2	2.0	2	0
TOTAL	18	73	4.1	10	0

RECEIVING	NO	YDS	AVG	LG	TD
Brandin Cooks	6	56	9.3	10	0
Danny Amendola	3	49	16.3	39	0
David Johnson	3	29	9.7	15	0
Nico Collins	3	25	8.3	11	0
Chris Conley	2	38	19.0	23	0
Antony Auclair	2	23	11.5	15	0
Brevin Jordan	2	9	4.5	5	0
Jordan Akins	2	7	3.5	4	0
Chris Moore	1	4	4.0	4	0
TOTAL	24	240	10.0	39	0

TOP DEFENSE	TOT	SOLO	AST	SCK	YDS	INT
Neville Hewitt	9	5	4	0.0	0.0	0
Eric Murray	8	5	3	0.0	0.0	1
Kamu Grugier-Hill	8	5	3	0.0	0.0	0

FIELD GOALS	FGM/FGA	PERCENT	RESULTS
Ka'imi Fairbairn	3-3	100.0	31G, 40G, 20G
TOTAL	3-3	100.0	

MIAMI DOLPHINS

PASSING	ATT	CP	YDS	SK/YD	TD	LG	INT	RTG
Jacoby Brissett	43	26	244	4/29	1	21	2	64.5
TOTAL	43	26	244	4/29	1	21	2	64.5

RUSHING	ATT	YDS	AVG	LG	TD
Myles Gaskin	20	34	1.7	6t	1
Jacoby Brissett	1	7	7.0	7	0
Salvon Ahmed	4	6	1.5	2	0
TOTAL	25	47	1.9	7	1

RECEIVING	NO	YDS	AVG	LG	TD
Jaylen Waddle	8	83	10.4	17	0
Myles Gaskin	6	23	3.8	6	0
Mike Gesicki	4	54	13.5	18	0
Mack Hollins	3	22	7.3	10	1
Durham Smythe	2	27	13.5	21	0
Kirk Merritt	1	13	13.0	13	0
Adam Shaheen	1	11	11.0	11	0
Albert Wilson	1	11	11.0	11	0
TOTAL	26	244	9.4	21	1

TOP DEFENSE	TOT	SOLO	AST	SCK	YDS	INT
Elandon Roberts	7	3	4	0.0	0.0	0
Jerome Baker	7	5	2	0.0	0.0	1
Brandon Jones	6	3	3	0.0	0.0	0

FIELD GOALS	FGM/FGA	PERCENT	RESULTS
Jason Sanders	1-1	100.0	42G
TOTAL	1-1	100.0	

Team Statistics

	Texans	Dolphins
First Downs	14	22
3rd-Down Eff. (Made/Att/Pct)	6/17/35%	9/16/56%
4th-Down Eff. (Made/Att/Pct)	1/1/100%	0/0/0%
Total Net Yards	272	262
Total Plays	67	72
Yards Per Play	4.1	3.6
Rushes/Net Yards	18/73	25/47
Net Passing	199	215
Pass Attempts/Completions	44/24	43/26
Had Intercepted	3	2
Sacked/Yards Lost	5/41	4/29
Punts/Average	5/47.0	5/41.4
Penalties/Yards	8/60	2/13
Fumbles/Lost	1/1	3/3
Possession Time	28:16	31:44

GAME SUMMARIES



WEEK 11

Houston Texans 22, Tennessee Titans 13
67,395 🏈 Nissan Stadium 🏈 Nov 21, 2021



Houston Texans	3	9	7	3	—	22
Tennessee Titans	0	0	6	7	—	13

SCORING DRIVES

TEAM	QTR	TIME	SCORING PLAY	HOU	TEN
Texans	1	04:04	K.Fairbairn 43 yd. Field Goal (14-62, 6:58)	3	0
Texans	2	13:35	K.Fairbairn 24 yd. Field Goal (4-0, 1:25)	6	0
Texans	2	07:43	T.Taylor 7 yd. run (kick failed, wl) (9-76, 4:39)	12	0
Texans	3	07:00	T.Taylor 5 yd. run (K.Fairbairn kick) (3-5, 0:36)	19	0
Titans	3	02:24	D.Fitzpatrick 18 yd. pass from R.Tannehill (kick failed, wl) (13-78, 4:36)	19	6
Titans	4	07:47	A.Firkser fumble recovery in end zone (R.Bullock kick) (6-36, 2:15)	19	13
Texans	4	03:26	K.Fairbairn 37 yd. Field Goal (4--4, 0:16)	22	13

HOUSTON TEXANS

PASSING	ATT	CP	YDS	SK/YD	TD	LG	INT	RTG
Tyrod Taylor	24	14	107	0/0	0	13	0	69.3
TOTAL	24	14	107	0/0	0	13	0	69.3

RUSHING	ATT	YDS	AVG	LG	TD
Rex Burkhead	18	40	2.2	9	0
Tyrod Taylor	6	28	4.7	7t	2
David Johnson	13	18	1.4	5	0
Phillip Lindsay	1	-3	-3.0	-3	0
TOTAL	38	83	2.2	9	2

RECEIVING	NO	YDS	AVG	LG	TD
Chris Conley	4	37	9.3	13	0
David Johnson	3	16	5.3	8	0
Brandin Cooks	2	18	9.0	10	0
Pharaoh Brown	2	10	5.0	8	0
Chris Moore	1	10	10.0	10	0
Nico Collins	1	9	9.0	9	0
Brevin Jordan	1	7	7.0	7	0
TOTAL	14	107	7.6	13	0

TOP DEFENSE	TOT	SOLO	AST	SCK	YDS	INT
Kamu Grugier-Hill	12	7	5	0.0	0.0	1
Eric Murray	11	6	5	0.0	0.0	0
Zach Cunningham	11	6	5	0.0	0.0	0

FIELD GOALS	FGM/FGA	PERCENT	RESULTS
Ka'imi Fairbairn	3-3	100.0	43G, 24G, 37G
TOTAL	3-3	100.0	

TENNESSEE TITANS

PASSING	ATT	CP	YDS	SK/YD	TD	LG	INT	RTG
Ryan Tannehill	52	35	323	2/6	1	46	4	58.4
TOTAL	52	35	323	2/6	1	46	4	58.4

RUSHING	ATT	YDS	AVG	LG	TD
Adrian Peterson	9	40	4.4	16	0
Dontrell Hilliard	7	35	5.0	16	0
D'Onta Foreman	7	25	3.6	9	0
Ryan Tannehill	2	3	1.5	3	0
TOTAL	25	103	4.1	16	0

RECEIVING	NO	YDS	AVG	LG	TD
Dontrell Hilliard	8	47	5.9	10	0
Nick Westbrook-Ikhine	7	107	15.3	46	0
A.J. Brown	5	48	9.6	11	0
Anthony Firkser	5	26	5.2	7	0
Chester Rogers	4	41	10.3	12	0
Dez Fitzpatrick	3	35	11.7	18t	1
Adrian Peterson	2	4	2.0	5	0
D'Onta Foreman	1	15	15.0	15	0
TOTAL	35	323	9.2	46	1

TOP DEFENSE	TOT	SOLO	AST	SCK	YDS	INT
Jayon Brown	14	6	8	0.0	0.0	0
Kevin Byard	7	3	4	0.0	0.0	0
Monty Rice	7	3	4	0.0	0.0	0

FIELD GOALS	FGM/FGA	PERCENT	RESULTS
			No Field Goals

Team Statistics

	Texans	Titans
First Downs	15	26
3rd-Down Eff. (Made/Att/Pct)	6/17/35%	6/15/40%
4th-Down Eff. (Made/Att/Pct)	1/1/100%	2/4/50%
Total Net Yards	190	420
Total Plays	62	79
Yards Per Play	3.1	5.3
Rushes/Net Yards	38/83	25/103
Net Passing	107	317
Pass Attempts/Completions	24/14	52/35
Had Intercepted	0	4
Sacked/Yards Lost	0/0	2/6
Punts/Average	7/43.9	2/40.0
Penalties/Yards	7/50	5/52
Fumbles/Lost	1/0	4/1
Possession Time	29:38	30:22

GAME SUMMARIES



WEEK 12

New York Jets 21, Houston Texans 14
65,120 NRG Stadium Nov 28, 2021



New York Jets	3	8	7	3	—	21
Houston Texans	0	14	0	0	—	14

SCORING DRIVES

TEAM	QTR	TIME	SCORING PLAY	NYJ	HOU
Jets	1	05:34	M.Ammendola 31 yd. Field Goal (7-24, 3:28)	3	0
Texans	2	14:18	B.Jordan 13 yd. pass from T.Taylor (K.Fairbairn kick) (5-24, 2:47)	3	7
Texans	2	10:29	B.Cooks 40 yd. pass from T.Taylor (K.Fairbairn kick) (6-67, 2:47)	3	14
Jets	2	01:13	A.Walter 2 yd. run (J.Johnson run) (10-70, 5:19)	11	14
Jets	3	07:51	Z.Wilson 4 yd. run (M.Ammendola kick) (11-75, 7:09)	18	14
Jets	4	03:34	M.Ammendola 37 yd. Field Goal (13-36, 6:20)	21	14

NEW YORK JETS

PASSING	ATT	CP	YDS	SK/YD	TD	LG	INT	RTG
Zach Wilson	24	14	145	4/36	0	46	1	58.5
TOTAL	24	14	145	4/36	0	46	1	58.5

RUSHING	ATT	YDS	AVG	LG	TD
Tevin Coleman	16	67	4.2	19	0
Ty Johnson	6	42	7.0	24	0
Austin Walter	9	38	4.2	13	1
Elijah Moore	1	7	7.0	7	0
Zach Wilson	2	3	1.5	4t	1
TOTAL	34	157	4.6	24	2

RECEIVING	NO	YDS	AVG	LG	TD
Elijah Moore	4	46	11.5	22	0
Ryan Griffin	3	20	6.7	10	0
Braxton Berrios	2	47	23.5	46	0
Keelan Cole	2	24	12.0	13	0
Tevin Coleman	2	3	1.5	6	0
Jamison Crowder	1	5	5.0	5	0
TOTAL	14	145	10.4	46	0

TOP DEFENSE	TOT	SOLO	AST	SCK	YDS	INT
C.J. Mosley	8	3	5	0.0	0.0	0
Quincy Williams	7	4	3	1.0	10.0	0
Michael Carter II	6	4	2	0.0	0.0	0

FIELD GOALS	FGM/FGA	PERCENT	RESULTS
Matt Ammendola	2-3	66.7	31G, 42WL, 37G
TOTAL	2-3	66.0	

HOUSTON TEXANS

PASSING	ATT	CP	YDS	SK/YD	TD	LG	INT	RTG
Tyrod Taylor	26	17	158	5/52	2	40t	1	91.5
TOTAL	26	17	158	5/52	2	40T	1	91.5

RUSHING	ATT	YDS	AVG	LG	TD
David Johnson	10	39	3.9	7	0
Tyrod Taylor	2	30	15.0	30	0
Rex Burkhead	12	27	2.3	10	0
TOTAL	24	96	4.0	30	0

RECEIVING	NO	YDS	AVG	LG	TD
Brandin Cooks	3	45	15.0	40t	1
Rex Burkhead	3	27	9.0	20	0
Brevin Jordan	3	23	7.7	13t	1
Danny Amendola	3	23	7.7	11	0
Nico Collins	2	28	14.0	20	0
David Johnson	2	16	8.0	10	0
Chris Moore	1	-4	-4.0	-4	0
TOTAL	17	158	9.3	40T	2

TOP DEFENSE	TOT	SOLO	AST	SCK	YDS	INT
Eric Murray	8	5	3	0.0	0.0	0
Zach Cunningham	8	6	2	0.0	0.0	0
Kamu Grugier-Hill	7	6	1	1.0	9.0	0

FIELD GOALS	FGM/FGA	PERCENT	RESULTS
Ka'imi Fairbairn	0-1	0.0	55WL
TOTAL	0-1	0.0	

Team Statistics

	Jets	Texans
First Downs	18	13
3rd-Down Eff. (Made/Att/Pct)	2/13/15%	6/14/43%
4th-Down Eff. (Made/Att/Pct)	2/2/100%	1/2/50%
Total Net Yards	266	202
Total Plays	62	55
Yards Per Play	4.3	3.7
Rushes/Net Yards	34/157	24/96
Net Passing	109	106
Pass Attempts/Completions	24/14	26/17
Had Intercepted	1	1
Sacked/Yards Lost	4/36	5/52
Punts/Average	4/39.0	5/47.2
Penalties/Yards	5/40	4/32
Fumbles/Lost	1/0	1/0
Possession Time	33:42	26:18

GAME SUMMARIES



WEEK 13

Indianapolis Colts 31, Houston Texans 0
65,291 NRG Stadium Dec 5, 2021



Indianapolis Colts 7 7 7 10 — 31
Houston Texans 0 0 0 0 — 0

SCORING DRIVES

TEAM	QTR	TIME	SCORING PLAY	IND	HOU
Colts	1	11:26	J.Taylor 1 yd. run (M.Badgley kick) (6-29, 3:29)	7	0
Colts	2	00:43	A.Dulin 2 yd. pass from C.Wentz (M.Badgley kick) (11-54, 6:16)	14	0
Colts	3	09:47	J.Taylor 3 yd. run (M.Badgley kick) (9-75, 5:13)	21	0
Colts	4	09:08	M.Badgley 23 yd. Field Goal (8-55, 5:08)	24	0
Colts	4	01:56	De.Jackson 3 yd. run (M.Badgley kick) (9-40, 3:33)	31	0

INDIANAPOLIS COLTS

PASSING	ATT	CP	YDS	SK/YD	TD	LG	INT	RTG
Carson Wentz	22	16	158	1/7	1	24	0	107.8
TOTAL	22	16	158	1/7	1	24	0	107.8

RUSHING	ATT	YDS	AVG	LG	TD
Jonathan Taylor	32	143	4.5	16	2
Michael Pittman Jr.	2	33	16.5	25	0
Nyheim Hines	3	24	8.0	10	0
Deon Jackson	6	19	3.2	10	1
Zach Pascal	1	12	12.0	12	0
Carson Wentz	3	8	2.7	7	0
Sam Ehlinger	1	-1	-1.0	-1	0
TOTAL	48	238	5.0	25	3

RECEIVING	NO	YDS	AVG	LG	TD
Michael Pittman Jr.	6	77	12.8	17	0
Nyheim Hines	3	32	10.7	24	0
T.Y. Hilton	2	22	11.0	14	0
Jack Doyle	1	13	13.0	13	0
Kylen Granson	1	6	6.0	6	0
Zach Pascal	1	6	6.0	6	0
Ashton Dulin	1	2	2.0	2t	1
Mo Alie-Cox	1	0	0.0	0	0
TOTAL	16	158	9.9	24	1

TOP DEFENSE	TOT	SOLO	AST	SCK	YDS	INT
Bobby Okereke	6	4	2	0.0	0.0	0
Khari Willis	5	5	0	0.0	0.0	0
Darius Leonard	4	2	2	0.0	0.0	0

FIELD GOALS	FGM/FGA	PERCENT	RESULTS
Michael Badgley	1-2	50.0	35WL, 23G
TOTAL	1-2	50.0	

HOUSTON TEXANS

PASSING	ATT	CP	YDS	SK/YD	TD	LG	INT	RTG
Davis Mills	14	6	49	2/13	0	14	0	52.4
Tyrod Taylor	13	5	45	2/24	0	15	1	16.5
TOTAL	27	11	94	4/37	0	15	1	35.1

RUSHING	ATT	YDS	AVG	LG	TD
Rex Burkhead	8	30	3.8	7	0
Brandin Cooks	1	16	16.0	16	0
Tyrod Taylor	3	15	5.0	7	0
Davis Mills	2	11	5.5	8	0
Royce Freeman	3	10	3.3	5	0
Jaylen Samuels	2	2	1.0	2	0
TOTAL	19	84	4.4	16	0

RECEIVING	NO	YDS	AVG	LG	TD
Pharaoh Brown	4	23	5.8	12	0
Brandin Cooks	3	38	12.7	14	0
Brevin Jordan	2	7	3.5	5	0
Rex Burkhead	1	15	15.0	15	0
Royce Freeman	1	11	11.0	11	0
TOTAL	11	94	8.5	15	0

TOP DEFENSE	TOT	SOLO	AST	SCK	YDS	INT
Kamu Grugier-Hill	19	10	9	1.0	7.0	0
Christian Kirksey	7	5	2	0.0	0.0	0
Desmond King II	6	5	1	0.0	0.0	0

FIELD GOALS	FGM/FGA	PERCENT	RESULTS
	No Field Goals		

Team Statistics

	Colts	Texans
First Downs	26	9
3rd-Down Eff. (Made/Att/Pct)	7/13/54%	3/12/25%
4th-Down Eff. (Made/Att/Pct)	1/1/100%	0/3/0%
Total Net Yards	389	141
Total Plays	71	50
Yards Per Play	5.5	2.8
Rushes/Net Yards	48/238	19/84
Net Passing	151	57
Pass Attempts/Completions	22/16	27/11
Had Intercepted	0	1
Sacked/Yards Lost	1/7	4/37
Punts/Average	3/41.3	6/50.3
Penalties/Yards	5/25	4/25
Fumbles/Lost	1/1	1/1
Possession Time	41:35	18:25

GAME SUMMARIES



WEEK 14

Seattle Seahawks 33, Houston Texans 13
67,610 NRG Stadium Dec 12, 2021



Seattle Seahawks	10	6	3	14	—	33
Houston Texans	7	6	0	0	—	13

SCORING DRIVES

TEAM	QTR	TIME	SCORING PLAY	SEA	HOU
Texans	1	11:02	B.Jordan 5 yd. pass from D.Mills (K.Fairbairn kick) (7-75, 3:58)	0	7
Seahawks	1	06:21	J.Myers 38 yd. Field Goal (9-56, 4:42)	3	7
Seahawks	1	00:00	R.Penny 32 yd. run (J.Myers kick) (7-97, 3:03)	10	7
Texans	2	06:05	K.Fairbairn 21 yd. Field Goal (16-72, 8:55)	10	10
Seahawks	2	00:52	T.Lockett 55 yd. pass from R.Wilson (kick failed, wl) (1-55, 0:08)	16	10
Texans	2	00:04	K.Fairbairn 61 yd. Field Goal (6-15, 0:52)	16	13
Seahawks	3	04:32	J.Myers 38 yd. Field Goal (9-60, 4:59)	19	13
Seahawks	4	07:28	G.Everett 1 yd. pass from R.Wilson (R.Wilson-T.Lockett pass) (10-67, 4:10)	27	13
Seahawks	4	05:26	R.Penny 47 yd. run (kick failed, hru) (2-50, 0:50)	33	13

SEATTLE SEAHAWKS

PASSING	ATT	CP	YDS	SK/YD	TD	LG	INT	RTG
Russell Wilson	28	17	260	0/0	2	55t	0	115.2
TOTAL	28	17	260	0/0	2	55T	0	115.2

RUSHING	ATT	YDS	AVG	LG	TD
Rashaad Penny	16	137	8.6	47t	2
Alex Collins	7	16	2.3	7	0
DeeJay Dallas	2	16	8.0	13	0
Gerald Everett	1	13	13.0	13	0
Russell Wilson	2	8	4.0	8	0
Freddie Swain	1	3	3.0	3	0
TOTAL	29	193	6.7	47T	2

RECEIVING	NO	YDS	AVG	LG	TD
Tyler Lockett	5	142	28.4	55t	1
DK Metcalf	4	43	10.8	22	0
Will Dissly	2	38	19.0	25	0
Gerald Everett	2	15	7.5	14	1
Penny Hart	1	16	16.0	16	0
Nick Bellore	1	4	4.0	4	0
Alex Collins	1	1	1.0	1	0
Rashaad Penny	1	1	1.0	1	0
TOTAL	17	260	15.3	55T	2

TOP DEFENSE	TOT	SOLO	AST	SCK	YDS	INT
Bobby Wagner	15	6	9	0.0	0.0	0
Jordyn Brooks	10	4	6	0.0	0.0	0
D.J. Reed	8	8	0	0.0	0.0	0

FIELD GOALS	FGM/FGA	PERCENT	RESULTS
Jason Myers	2-2	100.0	38G, 38G
TOTAL	2-2	100.0	

HOUSTON TEXANS

PASSING	ATT	CP	YDS	SK/YD	TD	LG	INT	RTG
Davis Mills	49	33	331	2/14	1	30	0	93.2
TOTAL	49	33	331	2/14	1	30	0	93.2

RUSHING	ATT	YDS	AVG	LG	TD
Rex Burkhead	11	40	3.6	10	0
Royce Freeman	11	15	1.4	8	0
Davis Mills	2	8	4.0	5	0
Phillip Dorsett II	1	0	0.0	0	0
TOTAL	25	63	2.5	10	0

RECEIVING	NO	YDS	AVG	LG	TD
Brandin Cooks	8	101	12.6	19	0
Royce Freeman	6	51	8.5	12	0
Nico Collins	5	69	13.8	30	0
Brevin Jordan	4	26	6.5	11	1
Rex Burkhead	4	26	6.5	11	0
Chris Conley	2	20	10.0	13	0
Davion Davis	1	17	17.0	17	0
Phillip Dorsett II	1	9	9.0	9	0
Antony Auclair	1	6	6.0	6	0
Jordan Akins	1	6	6.0	6	0
TOTAL	33	331	10.0	30	1

TOP DEFENSE	TOT	SOLO	AST	SCK	YDS	INT
Christian Kirksey	10	5	5	0.0	0.0	0
Kamu Grugier-Hill	6	5	1	0.0	0.0	0
Desmond King II	5	3	2	0.0	0.0	0

FIELD GOALS	FGM/FGA	PERCENT	RESULTS
Ka'imi Fairbairn	2-2	100.0	21G, 61G
TOTAL	2-2	100.0	

Team Statistics

	Seahawks	Texans
First Downs	20	25
3rd-Down Eff. (Made/Att/Pct)	7/13/54%	3/13/23%
4th-Down Eff. (Made/Att/Pct)	0/0/0%	0/2/0%
Total Net Yards	453	380
Total Plays	57	76
Yards Per Play	7.9	5.0
Rushes/Net Yards	29/193	25/63
Net Passing	260	317
Pass Attempts/Completions	28/17	49/33
Had Intercepted	0	0
Sacked/Yards Lost	0/0	2/14
Punts/Average	4/42.3	5/45.8
Penalties/Yards	8/69	6/52
Fumbles/Lost	1/0	0/0
Possession Time	26:41	33:19

GAME SUMMARIES



WEEK 15

Houston Texans 30, Jacksonville Jaguars 16
60,252 TIAA Bank Field Dec 19, 2021



Houston Texans	14	6	3	7	—	30
Jacksonville Jaguars	3	7	3	3	—	16

SCORING DRIVES

TEAM	QTR	TIME	SCORING PLAY	HOU	JAX
Texans	1	06:39	B.Cooks 22 yd. pass from D.Mills (K.Fairbairn kick) (15-75, 8:21)	7	0
Jaguars	1	01:42	M.Wright 22 yd. Field Goal (9-79, 4:57)	7	3
Texans	1	01:26	T.Smith 98 yd. kickoff return (K.Fairbairn kick) (0-0, 0:16)	14	3
Jaguars	2	12:09	J.Robinson 1 yd. run (M.Wright kick) (10-75, 4:17)	14	10
Texans	2	03:06	K.Fairbairn 52 yd. Field Goal (7-15, 4:43)	17	10
Texans	2	00:00	K.Fairbairn 51 yd. Field Goal (5-29, 0:21)	20	10
Texans	3	10:39	K.Fairbairn 25 yd. Field Goal (7-40, 2:13)	23	10
Jaguars	3	04:47	M.Wright 38 yd. Field Goal (12-55, 5:52)	23	13
Jaguars	4	11:18	M.Wright 35 yd. Field Goal (4-5, 2:04)	23	16
Texans	4	02:22	B.Cooks 43 yd. pass from D.Mills (K.Fairbairn kick) (6-55, 2:47)	30	16

HOUSTON TEXANS

PASSING	ATT	CP	YDS	SK/YD	TD	LG	INT	RTG
Davis Mills	30	19	209	1/3	2	43t	1	92.2
TOTAL	30	19	209	1/3	2	43T	1	92.2

RUSHING	ATT	YDS	AVG	LG	TD
Rex Burkhead	16	41	2.6	8	0
David Johnson	6	24	4.0	6	0
Royce Freeman	3	8	2.7	4	0
Davis Mills	1	2	2.0	2	0
TOTAL	26	75	2.9	8	0

RECEIVING	NO	YDS	AVG	LG	TD
Brandin Cooks	7	102	14.6	43t	2
Phillip Dorsett II	2	43	21.5	33	0
Jordan Akins	2	24	12.0	18	0
Nico Collins	2	14	7.0	7	0
Chris Conley	2	12	6.0	11	0
Pharaoh Brown	2	5	2.5	3	0
Rex Burkhead	1	6	6.0	6	0
David Johnson	1	3	3.0	3	0
TOTAL	19	209	11.0	43T	2

TOP DEFENSE	TOT	SOLO	AST	SCK	YDS	INT
Garret Wallow	11	6	5	1.0	1.0	0
Tavierre Thomas	11	7	4	0.0	0.0	0
Neville Hewitt	9	4	5	0.0	0.0	0

FIELD GOALS	FGM/FGA	PERCENT	RESULTS
Ka'imi Fairbairn	3-3	100.0	52G, 51G, 25G
TOTAL	3-3	100.0	

JACKSONVILLE JAGUARS

PASSING	ATT	CP	YDS	SK/YD	TD	LG	INT	RTG
Trevor Lawrence	38	22	210	3/21	0	30	0	73.4
TOTAL	38	22	210	3/21	0	30	0	73.4

RUSHING	ATT	YDS	AVG	LG	TD
James Robinson	18	75	4.2	16	1
Trevor Lawrence	5	21	4.2	10	0
Laviska Shenault Jr.	1	10	10.0	10	0
Dare Ogunbowale	1	1	1.0	1	0
TOTAL	25	107	4.3	16	1

RECEIVING	NO	YDS	AVG	LG	TD
Laquon Treadwell	6	57	9.5	21	0
James O'Shaughnessy	4	60	15.0	30	0
Laviska Shenault Jr.	4	39	9.8	11	0
James Robinson	3	13	4.3	5	0
Marvin Jones Jr.	2	14	7.0	9	0
Chris Manhertz	1	11	11.0	11	0
Tavon Austin	1	11	11.0	11	0
Dare Ogunbowale	1	5	5.0	5	0
TOTAL	22	210	9.5	30	0

TOP DEFENSE	TOT	SOLO	AST	SCK	YDS	INT
Andrew Wingard	9	5	4	0.0	0.0	0
Myles Jack	6	5	1	0.0	0.0	0
Dawuane Smoot	5	1	4	0.0	0.0	0

FIELD GOALS	FGM/FGA	PERCENT	RESULTS
Matthew Wright	3-3	100.0	22G, 38G, 35G
TOTAL	3-3	100.0	

Team Statistics

	Texans	Jaguars
First Downs	13	21
3rd-Down Eff. (Made/Att/Pct)	10/18/56%	3/14/21%
4th-Down Eff. (Made/Att/Pct)	0/0/0%	2/3/67%
Total Net Yards	281	296
Total Plays	57	66
Yards Per Play	4.9	4.5
Rushes/Net Yards	26/75	25/107
Net Passing	206	189
Pass Attempts/Completions	30/19	38/22
Had Intercepted	1	0
Sacked/Yards Lost	1/3	3/21
Punts/Average	4/48.3	5/47.4
Penalties/Yards	9/65	4/40
Fumbles/Lost	0/0	0/0
Possession Time	30:07	29:53

GAME SUMMARIES



WEEK 16

Los Angeles Chargers 29, Houston Texans 41
65,674 NRG Stadium Dec 26, 2021



Los Angeles Chargers	6	6	3	14	—	29
Houston Texans	7	10	0	24	—	41

SCORING DRIVES

TEAM	QTR	TIME	SCORING PLAY	LAC	HOU
Chargers	1	10:55	D.Hopkins 50 yd. Field Goal (8-43, 4:05)	3	0
Texans	1	06:25	R.Burkhead 25 yd. run (D.Eberle kick) (8-75, 4:30)	3	7
Chargers	1	01:57	D.Hopkins 46 yd. Field Goal (9-54, 4:28)	6	7
Chargers	2	11:15	J.Jackson 17 yd. run (run failed) (7-70, 3:38)	12	7
Texans	2	05:11	D.Eberle 51 yd. Field Goal (12-42, 6:04)	12	10
Texans	2	00:27	C.Conley 41 yd. pass from D.Mills (D.Eberle kick) (7-94, 3:30)	12	17
Chargers	3	05:42	D.Hopkins 35 yd. Field Goal (11-41, 5:25)	15	17
Texans	4	13:37	R.Burkhead 1 yd. run (D.Eberle kick) (13-75, 7:05)	15	24
Texans	4	08:54	D.Eberle 25 yd. Field Goal (8-40, 3:54)	15	27
Chargers	4	05:50	J.Jackson 9 yd. run (J.Herbert-J.Cook pass) (9-75, 3:04)	23	27
Texans	4	02:32	N.Collins 13 yd. pass from D.Mills (D.Eberle kick) (7-72, 3:18)	23	34
Texans	4	01:49	T.Thomas 48 yd. interception return (D.Eberle kick)	23	41
Chargers	4	00:34	J.Palmer 3 yd. pass from J.Herbert (pass failed) (6-75, 1:15)	29	41

LOS ANGELES CHARGERS

PASSING	ATT	CP	YDS	SK/YD	TD	LG	INT	RTG
Justin Herbert	35	27	336	1/8	1	27	2	92.1
TOTAL	35	27	336	1/8	1	27	2	92.1

RUSHING	ATT	YDS	AVG	LG	TD
Justin Jackson	11	64	5.8	17t	2
Justin Herbert	4	15	3.8	8	0
Joshua Kelley	5	7	1.4	5	0
Maurice Ffrench	1	3	3.0	3	0
TOTAL	21	89	4.2	17T	2

RECEIVING	NO	YDS	AVG	LG	TD
Justin Jackson	8	98	12.3	25	0
Joshua Palmer	5	43	8.6	12	1
Keenan Allen	4	35	8.8	15	0
Jason Moore Jr.	3	56	18.7	24	0
Jared Cook	3	44	14.7	18	0
Stephen Anderson	2	34	17.0	27	0
Joshua Kelley	1	14	14.0	14	0
Tre' McKitty	1	12	12.0	12	0
TOTAL	27	336	12.4	27	1

TOP DEFENSE	TOT	SOLO	AST	SCK	YDS	INT
Kyzir White	11	6	5	0.0	0.0	0
Christian Covington	10	3	7	0.0	0.0	0
Alohi Gilman	6	6	0	0.0	0.0	0

FIELD GOALS	FGM/FGA	PERCENT	RESULTS
Dustin Hopkins	3-3	100.0	50G, 46G, 35G
TOTAL	3-3	100.0	

HOUSTON TEXANS

PASSING	ATT	CP	YDS	SK/YD	TD	LG	INT	RTG
Davis Mills	27	21	254	1/6	2	41t	0	130.6
TOTAL	27	21	254	1/6	2	41T	0	130.6

RUSHING	ATT	YDS	AVG	LG	TD
Rex Burkhead	22	149	6.8	36	2
Royce Freeman	12	34	2.8	13	0
Tremon Smith	1	7	7.0	7	0
Davis Mills	1	-1	-1.0	-1	0
TOTAL	36	189	5.3	36	2

RECEIVING	NO	YDS	AVG	LG	TD
Brevin Jordan	4	56	14.0	27	0
Chris Moore	4	40	10.0	23	0
Chris Conley	3	60	20.0	41t	1
Phillip Dorsett II	3	55	18.3	36	0
Nico Collins	3	33	11.0	13t	1
Pharaoh Brown	2	10	5.0	6	0
Rex Burkhead	2	0	0.0	4	0
TOTAL	21	254	12.1	41T	2

TOP DEFENSE	TOT	SOLO	AST	SCK	YDS	INT
Neville Hewitt	11	8	3	0.0	0.0	0
Tavierre Thomas	8	6	2	0.0	0.0	1
Desmond King II	7	7	0	0.0	0.0	0

FIELD GOALS	FGM/FGA	PERCENT	RESULTS
Dominik Eberle	2-3	66.7	51G, 52WR, 25G
TOTAL	2-3	66.0	

Team Statistics

	Chargers	Texans
First Downs	25	26
3rd-Down Eff. (Made/Att/Pct)	6/9/67%	9/13/69%
4th-Down Eff. (Made/Att/Pct)	0/0/0%	0/0/0%
Total Net Yards	417	437
Total Plays	57	64
Yards Per Play	7.3	6.8
Rushes/Net Yards	21/89	36/189
Net Passing	328	248
Pass Attempts/Completions	35/27	27/21
Had Intercepted	2	0
Sacked/Yards Lost	1/8	1/6
Punts/Average	0/0.0	1/53.0
Penalties/Yards	5/49	10/70
Fumbles/Lost	1/1	0/0
Possession Time	25:08	34:52

GAME SUMMARIES



WEEK 17

Houston Texans 7, San Francisco 49ers 23
71,612 🐉 Levi's Stadium 🐉 Jan 2, 2022



Houston Texans	0	7	0	0	—	7
San Francisco 49ers	0	3	7	13	—	23

SCORING DRIVES

TEAM	QTR	TIME	SCORING PLAY	HOU	SF
Texans	2	01:57	B.Cooks 8 yd. pass from D.Mills (K.Fairbairn kick) (14-80, 7:15)	7	0
49ers	2	00:00	R.Gould 37 yd. Field Goal (6-56, 0:38)	7	3
49ers	3	05:53	E.Mitchell 8 yd. pass from T.Lance (R.Gould kick) (4-58, 2:21)	7	10
49ers	4	09:56	D.Samuel 45 yd. pass from T.Lance (R.Gould kick) (4-65, 2:08)	7	17
49ers	4	03:19	R.Gould 27 yd. Field Goal (10-71, 3:27)	7	20
49ers	4	01:12	R.Gould 36 yd. Field Goal (4-9, 1:29)	7	23

HOUSTON TEXANS

PASSING	ATT	CP	YDS	SK/YD	TD	LG	INT	RTG
Davis Mills	32	21	163	3/27	1	24	1	75.4
TOTAL	32	21	163	3/27	1	24	1	75.4

RUSHING	ATT	YDS	AVG	LG	TD
Rex Burkhead	16	47	2.9	8	0
Royce Freeman	6	25	4.2	8	0
Jaylen Samuels	3	7	2.3	3	0
Davis Mills	1	4	4.0	4	0
Chris Conley	1	3	3.0	3	0
TOTAL	27	86	3.2	8	0

RECEIVING	NO	YDS	AVG	LG	TD
Brandin Cooks	7	66	9.4	24	1
Rex Burkhead	6	32	5.3	9	0
Jaylen Samuels	3	14	4.7	6	0
Nico Collins	2	35	17.5	20	0
Brevin Jordan	1	9	9.0	9	0
Pharaoh Brown	1	9	9.0	9	0
Chris Conley	1	-2	-2.0	-2	0
TOTAL	21	163	7.8	24	1

TOP DEFENSE	TOT	SOLO	AST	SCK	YDS	INT
Christian Kirksey	9	5	4	0.0	0.0	0
Eric Murray	8	6	2	0.0	0.0	0
Desmond King II	7	5	2	0.0	0.0	1

FIELD GOALS	FGM/FGA	PERCENT	RESULTS
Ka'imi Fairbairn	0-1	0.0	45WL
TOTAL	0-1	0.0	

SAN FRANCISCO 49ERS

PASSING	ATT	CP	YDS	SK/YD	TD	LG	INT	RTG
Trey Lance	23	16	249	1/8	2	45t	1	116.0
TOTAL	23	16	249	1/8	2	45T	1	116.0

RUSHING	ATT	YDS	AVG	LG	TD
Elijah Mitchell	21	119	5.7	37	0
Trey Lance	8	31	3.9	6	0
Deebo Samuel	7	19	2.7	13	0
George Kittle	1	6	6.0	6	0
TOTAL	37	175	4.7	37	0

RECEIVING	NO	YDS	AVG	LG	TD
Brandon Aiyuk	4	94	23.5	43	0
Deebo Samuel	3	63	21.0	45t	1
Jauan Jennings	2	25	12.5	13	0
Elijah Mitchell	2	11	5.5	8t	1
Kyle Juszczyk	2	9	4.5	6	0
George Kittle	1	29	29.0	29	0
Trent Sherfield	1	12	12.0	12	0
Ja'Mycal Hasty	1	6	6.0	6	0
TOTAL	16	249	15.6	45T	2

TOP DEFENSE	TOT	SOLO	AST	SCK	YDS	INT
Fred Warner	15	7	8	0.0	0.0	0
Marcell Harris	10	6	4	0.0	0.0	1
Arik Armstead	8	3	5	0.5	5.0	0

FIELD GOALS	FGM/FGA	PERCENT	RESULTS
Robbie Gould	3-3	100.0	37G, 27G, 36G
TOTAL	3-3	100.0	

Team Statistics

	Texans	49ers
First Downs	15	19
3rd-Down Eff. (Made/Att/Pct)	5/15/33%	5/13/38%
4th-Down Eff. (Made/Att/Pct)	0/1/0%	0/2/0%
Total Net Yards	222	416
Total Plays	62	61
Yards Per Play	3.6	6.8
Rushes/Net Yards	27/86	37/175
Net Passing	136	241
Pass Attempts/Completions	32/21	23/16
Had Intercepted	1	1
Sacked/Yards Lost	3/27	1/8
Punts/Average	7/46.9	4/39.8
Penalties/Yards	5/67	7/111
Fumbles/Lost	2/0	1/0
Possession Time	30:31	29:29

GAME SUMMARIES



WEEK 18

Tennessee Titans 28, Houston Texans 25
66,722 NRG Stadium Jan 9, 2022



Tennessee Titans	0	21	0	7	—	28
Houston Texans	0	0	10	15	—	25

SCORING DRIVES

TEAM	QTR	TIME	SCORING PLAY	TEN	HOU
Titans	2	07:40	A.Firkser 5 yd. pass from R.Tannehill (R.Bullock kick) (11-94, 6:31)	7	0
Titans	2	01:34	A.Brown 14 yd. pass from R.Tannehill (R.Bullock kick) (9-85, 2:46)	14	0
Titans	2	00:11	N.Westbrook-Ikhine 4 yd. pass from R.Tannehill (R.Bullock kick) (5-64, 0:33)	21	0
Texans	3	09:46	C.Moore 28 yd. pass from D.Mills (K.Fairbairn kick) (8-72, 3:42)	21	7
Texans	3	02:14	K.Fairbairn 31 yd. Field Goal (8-52, 4:04)	21	10
Texans	4	11:40	D.Amendola 7 yd. pass from D.Mills (D.Mills-D.Amendola pass) (8-82, 4:01)	21	18
Titans	4	07:00	J.Jones 3 yd. pass from R.Tannehill (R.Bullock kick) (8-75, 4:40)	28	18
Texans	4	04:04	D.Amendola 26 yd. pass from D.Mills (K.Fairbairn kick) (7-75, 2:56)	28	25

TENNESSEE TITANS

PASSING	ATT	CP	YDS	SK/YD	TD	LG	INT	RTG
Ryan Tannehill	32	23	287	1/6	4	36	0	138.9
TOTAL	32	23	287	1/6	4	36	0	138.9

RUSHING	ATT	YDS	AVG	LG	TD
D'Onta Foreman	21	69	3.3	16	0
Dontrell Hilliard	9	57	6.3	16	0
Ryan Tannehill	2	-2	-1.0	-1	0
TOTAL	32	124	3.9	16	0

RECEIVING	NO	YDS	AVG	LG	TD
Julio Jones	5	58	11.6	19	1
Nick Westbrook-Ikhine	4	78	19.5	36	1
A.J. Brown	4	68	17.0	24	1
Anthony Firkser	4	56	14.0	24	1
Chester Rogers	2	4	2.0	4	0
D'Onta Foreman	1	15	15.0	15	0
Khari Blasingame	1	5	5.0	5	0
Geoff Swaim	1	2	2.0	2	0
Dontrell Hilliard	1	1	1.0	1	0
TOTAL	23	287	12.5	36	4

TOP DEFENSE	TOT	SOLO	AST	SCK	YDS	INT
Zach Cunningham	9	6	3	0.0	0.0	0
David Long Jr.	6	3	3	0.0	0.0	0
Elijah Molden	6	6	0	0.0	0.0	0

FIELD GOALS	FGM/FGA	PERCENT	RESULTS
Randy Bullock	0-1	0.0	42WL
TOTAL	0-1	0.0	

HOUSTON TEXANS

PASSING	ATT	CP	YDS	SK/YD	TD	LG	INT	RTG
Davis Mills	33	23	301	2/12	3	37	0	128.5
TOTAL	33	23	301	2/12	3	37	0	128.5

RUSHING	ATT	YDS	AVG	LG	TD
David Johnson	5	28	5.6	15	0
Rex Burkhead	12	24	2.0	6	0
Davis Mills	4	12	3.0	11	0
TOTAL	21	64	3.0	15	0

RECEIVING	NO	YDS	AVG	LG	TD
Danny Amendola	7	113	16.1	37	2
Nico Collins	3	67	22.3	30	0
Rex Burkhead	3	42	14.0	20	0
Chris Moore	3	38	12.7	28t	1
Brandin Cooks	3	26	8.7	25	0
David Johnson	3	8	2.7	7	0
Antony Auclair	1	7	7.0	7	0
TOTAL	23	301	13.1	37	3

TOP DEFENSE	TOT	SOLO	AST	SCK	YDS	INT
Christian Kirksey	8	4	4	0.0	0.0	0
Terrence Brooks	8	6	2	0.0	0.0	0
Kamu Grugier-Hill	7	5	2	0.0	0.0	0

FIELD GOALS	FGM/FGA	PERCENT	RESULTS
Ka'imi Fairbairn	1-1	100.0	31G
TOTAL	1-1	100.0	

Team Statistics

	Titans	Texans
First Downs	23	18
3rd-Down Eff. (Made/Att/Pct)	8/13/62%	4/11/36%
4th-Down Eff. (Made/Att/Pct)	0/0/0%	1/1/100%
Total Net Yards	405	353
Total Plays	65	56
Yards Per Play	6.2	6.3
Rushes/Net Yards	32/124	21/64
Net Passing	281	289
Pass Attempts/Completions	32/23	33/23
Had Intercepted	0	0
Sacked/Yards Lost	1/6	2/12
Punts/Average	4/49.3	5/42.6
Penalties/Yards	5/42	4/65
Fumbles/Lost	2/0	0/0
Possession Time	33:34	26:26



HOUSTON
TEXANS

TEXANS BIOS



JORDAN AKINS

TIGHT END

6-4 | 243 | CENTRAL FLORIDA

HOMETOWN: LOCUST GROVE, GA. | AGE: 29

4TH NFL SEASON | 4TH WITH TEXANS | ACQUIRED: D3C-'18

2021 GP/GS: 13/3 | CAREER GP/GS (POST): 58/23 (1/0)

TEAMS: HOU '18-21



88

TRANSACTIONS: Selected by the Houston Texans with the 34th pick of the third round (98th overall) in the 2018 NFL Draft.

2021 (Houston 13/3):

- ✦ Appeared in 13 games (three starts), hauling in 24 passes for 214 yards (8.9 avg.)
- ✦ Caught his first pass of the season for 17 yards at Cleveland (9/19)
- ✦ Recorded 41 receiving yards on four catches (10.3 avg.) at Indianapolis (10/17)
- ✦ Finished with a season-high 53 yards on five receptions (10.6 avg.) vs. the L.A. Rams (10/31), including a season-long catch of 31 yards that also marked the second-longest reception of his career

2020 (Houston 13/5):

- ✦ Saw action in 13 games (five starts) and totaled the most receptions (37) in a single season in his career
- ✦ Finished with two receptions for 39 yards (19.5 avg.) and one receiving touchdown, which was the third of his career, in Week 1 at Kansas City (9/10)
- ✦ Caught a career-high seven receptions for 55 yards (7.9 avg.) in Week 2 vs. Baltimore (9/20)
- ✦ Finished with five receptions for a career-high 83 yards (16.6 avg.) in Week 11 vs. New England (11/22) and became the first tight end to catch three passes of at least 20 yards in the first half of a game
- ✦ Finished with five receptions for 50 yards (10.0 avg.) in Week 15 at Indianapolis (12/20)
- ✦ Caught four passes for 39 yards in Week 16 vs. Cincinnati (12/27)

2019 (Houston 16/9, 0/0):

- ✦ Played in all 16 games (nine starts) and established new single-season career highs in receptions (36), receiving yards (418) and touchdowns (two)
- ✦ Set single-game career highs in receptions (three), receiving yards (73) and touchdowns (two) at the L.A. Chargers (9/22). He caught the first two receiving touchdowns of his NFL career: 15-yard reception in the third quarter a 53-yard touchdown catch in the fourth quarter that marked the longest reception of his NFL career and the third-longest reception by a tight end in franchise history
- ✦ Logged three receptions for 39 yards (13.0 avg.) in the win at Kansas City (10/13)
- ✦ Pulled in three catches for 24 yards (8.0 avg.) in the win over Jacksonville at Wembley Stadium (11/3)
- ✦ Posted four catches for 49 yards (12.3 avg.) vs. Denver

(12/8)

- ✦ Finished second on the team with 54 receiving yards on a single-game career-high five catches (10.8 avg.), including a 20-yard catch, vs. Tennessee (12/29)

2018 (Houston 16/6, 1/0):

- ✦ Finished the season with 17 receptions for 225 yards (13.2 avg.) as a rookie
- ✦ Caught two passes for 11 yards (5.5 avg.) and contributed on special teams at New England (9/9) in his NFL debut
- ✦ Tallied two receptions for 21 yards (10.5 avg.) at Tennessee (9/16)
- ✦ Hauled in two passes for 24 yards (12.0 avg.) at Indianapolis (9/30)
- ✦ Started at tight end and contributed on offense and special teams at Jacksonville (10/21)
- ✦ Started at tight end and helped the Texans rush for a season-high 188 yards vs. Miami (10/25)
- ✦ Started at tight end for a third-consecutive game at Denver (11/4)
- ✦ Hauled in two passes for a career-high 42 yards (21.0 avg.), including a career-long 28-yard reception at Washington (11/18)
- ✦ Recorded two receptions for 40 yards (20.0 avg.) vs. Indianapolis (12/9). Notched the most first quarter receiving yards (40) by a Texans rookie since WR Will Fuller V in Week 4 of the 2017 season vs. Tennessee
- ✦ Started at tight end at the N.Y. Jets (12/15)
- ✦ Recorded two receptions for 33 yards (16.5 avg.) at Philadelphia (12/23)
- ✦ Started at tight end and contributed on special teams vs. Jacksonville (12/30)
- ✦ Caught two passes for eight yards (4.0 avg.) in the Wild Card Round vs. Indianapolis (1/5/19)

COLLEGE:

- ✦ Played four seasons (2014-17) at the University of Central Florida in Orlando, Fla.
- ✦ Amassed 1,149 yards receiving and eight touchdowns in 41 career games played
- ✦ Also returned punts and kicks for the Golden Knights during his four years at Central Florida
- ✦ Named to the John Mackey Award Preseason Watch List, honoring the nation's top tight ends as a senior after setting single-season career highs for catches (30), receiving yards (459) and touchdowns (four)
- ✦ Recorded 347 yards receiving and two touchdowns on 23 receptions in 13 games (seven starts) and led team in yards per reception (15.1) as a junior

TEXANS BIOS

- ✦ Posted 14 receptions for 152 yards and two touchdowns while returning six kickoffs for 149 yards and two punts for 15 yards in his sophomore season
- ✦ Logged 498 all-purpose yards with 135 yards on 12 catches in 13 games played as a freshman

PERSONAL:

- ✦ Prior to attending the University of Central Florida, was selected in the third round of the 2010 Major League Baseball Draft by the Texas Rangers
- ✦ Hit .218 as an outfielder in four seasons in the Texas farm

- ✦ system, including a .283 mark in 2011
- ✦ Hit 24 home runs and recorded 42 stolen bases in 321 minor league games played
- ✦ Was an all-state selection at Union Grove High School as a senior in 2009
- ✦ Earned all-state honors as a junior, leading Strong Rock Christian High School with 823 yards passing and 12 touchdowns, while rushing for 784 yards and 14 touchdowns
- ✦ Named all-conference as a sophomore in 2007

JORDAN AKINS' NFL REGULAR SEASON RUSHING/RECEIVING STATISTICS

DATE	TEAM	GP	GS	RECEIVING					RUSHING				
				NO.	YDS.	AVG.	LG	TD	NO.	YDS.	AVG.	LG	TD
2018	Texans	16	6	17	225	13.2	28	0	0	0	0.0	0	0
2019	Texans	16	9	36	418	11.6	53t	2	0	0	0.0	0	0
2020	Texans	13	5	37	403	10.9	26	1	1	4	4.0	4	0
2021	Texans	13	3	24	214	8.9	31	0	1	3	3.0	3	0
NFL TOTALS		58	23	114	1,260	11.1	53T	3	2	7	3.5	4	0

JORDAN AKINS' NFL POSTSEASON RUSHING/RECEIVING STATISTICS

DATE	TEAM	GP	GS	RECEIVING					RUSHING				
				NO.	YDS.	AVG.	LG	TD	NO.	YDS.	AVG.	LG	TD
2018	Texans	1	0	2	8	4.0	7	0	0	0	0.0	0	0
2019	Texans	0	0	0	0	0.0	0	0	0	0	0.0	0	0
NFL TOTALS		1	0	2	8	4.0	7	0	0	0	0.0	0	0

SINGLE-GAME HIGHS: RUSHING/RECEIVING

Rush Attempts	1 at Detroit Lions, Nov 26, 2020	Receiving TDs	2 at Los Angeles Chargers, Sep 22, 2019
Rushing Yards	4 at Detroit Lions, Nov 26, 2020	All-Purpose Yards	83 vs. New England Patriots, Nov 22, 2020
Longest Runs	4 at Detroit Lions, Nov 26, 2020	Miscellaneous Tackles	1 vs. New York Giants, Sep 23, 2018
Receptions	7 vs. Baltimore Ravens, Sep 20, 2020	Most TDs	2 at Los Angeles Chargers, Sep 22, 2019
Receiving Yards	83 vs. New England Patriots, Nov 22, 2020	Receiving Average	24.3 at Los Angeles Chargers, Sep 22, 2019
Longest Receptions	53t at Los Angeles Chargers, Sep 22, 2019		

SINGLE-GAME HIGHS - POSTSEASON: RECEIVING

Receptions	2 vs. Indianapolis Colts, Jan 05, 2019	Longest Receptions	7 vs. Indianapolis Colts, Jan 05, 2019
Receiving Yards	8 vs. Indianapolis Colts, Jan 05, 2019	All-Purpose Yards	8 vs. Indianapolis Colts, Jan 05, 2019

TEXANS BIOS

2021 GAME-BY-GAME REGULAR-SEASON STATISTICS (TEXANS)

W	DATE	OPPONENT	P/S	RECEIVING					RUSHING					W/L	SCORE	
				NO.	YDS.	AVG.	LG	TD	NO.	YDS.	AVG.	LG	TD			
01	09/12	Jaguars	P	0	0	0.0	0	0	0	0	0.0	0	0	0	W	37-21
02	09/19	at Browns	S	1	17	17.0	17	0	0	0	0.0	0	0	0	L	21-31
03	09/23	Panthers	P	4	32	8.0	12	0	0	0	0.0	0	0	0	L	9-24
04	10/03	at Bills	P	1	4	4.0	4	0	1	3	3.0	3	0	0	L	0-40
05	10/10	Patriots	P	2	17	8.5	9	0	0	0	0.0	0	0	0	L	22-25
06	10/17	at Colts	P	4	41	10.3	13	0	0	0	0.0	0	0	0	L	3-31
07	10/24	at Cardinals	P	2	13	6.5	8	0	0	0	0.0	0	0	0	L	5-31
08	10/31	Rams	S	5	53	10.6	31	0	0	0	0.0	0	0	0	L	22-38
09	11/07	at Dolphins	S	2	7	3.5	4	0	0	0	0.0	0	0	0	L	9-17
11	11/21	at Titans						INACTIVE					W	22-13		
12	11/28	Jets						INACTIVE					L	14-21		
13	12/05	Colts						INACTIVE					L	0-31		
14	12/12	Seahawks	P	1	6	6.0	6	0	0	0	0.0	0	0	0	L	13-33
15	12/19	at Jaguars	P	2	24	12.0	18	0	0	0	0.0	0	0	0	W	30-16
16	12/26	Chargers	P	0	0	0.0	0	0	0	0	0.0	0	0	0	W	41-29
17	01/02	at 49ers	P	0	0	0.0	0	0	0	0	0.0	0	0	0	L	7-23
18	01/09	Titans						INACTIVE					L	25-28		
2021 TOTALS			13-3	24	214	8.9	31	0	1	3	3.0	3	0	4-13		



DANNY AMENDOLA

WIDE RECEIVER

5-11 | 185 | TEXAS TECH

HOMETOWN: THE WOODLANDS, TEXAS | AGE: 36
 13TH NFL SEASON | 1ST WITH TEXANS | ACQUIRED: FA-'21
 2021 GP/GS: 8/0 | CAREER GP/GS (POST): 163/76 (13/6)
 TEAMS: LAR '09-12; NE '13-17; MIA '18; DET '19-20; HOU '21



89

TRANSACTIONS: Signed with the Dallas Cowboys as a college free agent on April 28, 2008...Waived by the Cowboys on Aug. 31, 2008...Signed to the Cowboys practice squad on Sept. 3, 2008...Signed to the Philadelphia Eagles practice squad on Jan. 7, 2009...Signed by the Eagles to a Reserve/Future contract on Jan. 19, 2009...Waived by the Eagles on Sept. 5, 2009...Added to the Eagles practice squad on Sept. 6, 2009...Signed with the St. Louis Rams on Sept. 22, 2009...Placed on Reserve/Injured by the Rams on Oct. 10, 2011...Signed by the New England Patriots as an unrestricted free agent on March 14, 2013...Signed with the Miami Dolphins as an unrestricted free agent on March 15, 2018...Released by the Dolphins on March 8, 2019...Signed with the Detroit Lions as a free agent on March 11, 2019...Signed an extension with the Lions on Feb. 24, 2020...Signed with the Houston Texans on Sept. 8, 2021...Placed on the Reserve/Injured List on Dec. 4, 2021...Designated for return to the active roster on Dec. 23, 2021...Activated on Dec. 25, 2021...Placed on the Reserve/COVID-19 List on Dec. 30, 2021...Activated from the Reserve/COVID-19 List on Jan. 5, 2022.

2021 (Houston 8/0):

- ✦ Played in eight games his first season as a Texan, notching 24 catches for 248 yards (10.3 avg.) and three touchdowns
- ✦ Recorded five catches for 34 yards and a touchdown in his first game as a Texan vs. Jacksonville (9/12)
- ✦ Returned from injury and caught three passes for 17 yards (5.7 avg.) at Arizona (10/24)
- ✦ Finished second on the team in receiving yards (49) on three catches at Miami (11/7), with a season-long catch of 39 yards
- ✦ Posted season highs in receptions (seven), receiving yards (113) and receiving touchdowns (two), averaging 16.1 yards per reception vs. Tennessee (1/9/22). Caught a seven-yard touchdown pass and a two-point conversion from QB Davis Mills, as well as a 26-yard touchdown pass late in the fourth quarter

2020 (Detroit 14/5):

- ✦ Hauled in 46 receptions for 602 yards (13.1 avg.) with a long of 50 yards in a catch against New Orleans in Week 4 (10/4)
- ✦ At the age of 35, became the oldest player in Lions franchise history to record at least 75 receiving yards, posting seven receptions for 77 yards, in Week 9 at Minnesota (11/8)
- ✦ Appeared in his 150th career game in Week 10 vs. Washington (11/15)
- ✦ Totaled a season-high 81 receiving yards on five

receptions (16.2 avg.) in Week 1 vs. Chicago (9/13)

2019 (Detroit 15/10):

- ✦ Caught 62 passes for 678 yards (10.9 avg.) and one receiving score, while also recording one passing touchdown. His 678 receiving yards were the second-most in a single season in his career
- ✦ Registered seven receptions for 104 yards (14.8 avg.) and a career-long 47-yard touchdown in Week 1 at Arizona (9/8)
- ✦ Logged eight catches for a team-high 105 yards (14.1 avg.) in Week 7 vs. Minnesota (10/20). His 36-yard reception in the first quarter brought QB Matthew Stafford to 40,010 passing yards, making Stafford the fastest player in NFL history to surpass 40,000 passing yards
- ✦ Caught a team-high eight receptions, five of which went for first downs, for 95 yards (11.9 avg.), in Week 8 vs. the New York Giants (10/27)
- ✦ Recorded a team-high eight receptions for 102 yards (12.8 avg.), marking his third 100-yard receiving game of the season in Week 15 vs. Tampa Bay (12/15)
- ✦ Threw the second touchdown pass of his career on a 19-yard completion to QB David Blough, becoming only the second WR in franchise history to throw a touchdown pass (Larry Walton, 1969) in Week 17 vs. Green Bay (12/29)

2018 (Miami 15/15):

- ✦ Finished the season with 59 receptions for 575 yards (9.7 avg.) and a touchdown
- ✦ Caught six passes for a season-high 84 yards (14.0 avg.) and a touchdown vs. Detroit in Week 7 (10/21)
- ✦ Threw a 28-yard touchdown pass at Houston in Week 8 (10/25) for his first career passing touchdown.
- ✦ Logged seven receptions for 72 yards at Green Bay in Week 10 (11/11)

2017 (New England 15/8, 3/2):

- ✦ Recorded 61 receptions for 659 yards (10.8 avg.) and two touchdowns on the season
- ✦ Tied his career high with 18 punt returns for 231 yards (8.6 avg.)
- ✦ Logged 26 receptions for 348 receiving yards and two touchdowns in three postseason games. His reception total ties for the most by a Patriots player in a single postseason while his yardage ranks second. His 26 receptions tie for the sixth-most by a player in a single postseason in NFL history
- ✦ Set a Patriots Super Bowl record with 152 receiving yards

in Super Bowl LII and added 112 receiving yards in the Divisional Round vs. Tennessee

2016 (New England 12/4, 3/0):

- ✦ Notched 23 receptions for 243 yards and a career-high four touchdowns.
- ✦ Caught four passes for 48 yards and two scores in Week 2 vs. Miami (9/18), the first multi-touchdown game of his career
- ✦ Caught eight passes for 78 yards and a touchdown vs. Atlanta in Super Bowl LI. His two-point conversion with 57 seconds left tied the game and eventually sent it to overtime

2015 (New England 14/7, 2/2):

- ✦ Posted 65 receptions for 648 yards (10.0 avg.) and three scores
- ✦ Recorded seven receptions for 105 yards (15.0 avg.) in Week 6 at Indianapolis (10/18)
- ✦ Logged nine receptions for 117 yards (13.0 avg.) in Week 11 vs. Buffalo (11/23)

2014 (New England 16/4, 3/1):

- ✦ Caught 27 passes for 200 yards and one touchdown
- ✦ Added 16 punt returns for 132 yards (8.3 avg.) and 20 kickoff returns for 482 yards (24.1 avg.)
- ✦ Caught a 19-yard touchdown pass and added four kickoff returns for 105 yards (26.3 avg.) vs. the New York Jets in Week 7 (10/16)

2013 (New England 12/6, 2/1):

- ✦ Recorded 54 receptions for 633 yards (11.7 avg.) and two touchdowns
- ✦ Registered 10 receptions for 104 yards (10.4 avg.) in his Patriots debut at Buffalo in Week 1 (9/8)
- ✦ Caught four passes for 122 yards and one touchdown in Week 9 vs. Pittsburgh (11/3)
- ✦ Recorded 10 receptions for 131 yards at Miami in Week 15 (12/15)

2012 (St. Louis 11/8):

- ✦ Produced 63 receptions for 666 yards (10.6 avg.) and three touchdowns
- ✦ Tied a Rams franchise record with a career-high 15 receptions for 160 yards (10.7 avg.) and one touchdown vs. Washington in Week 2 (9/16)
- ✦ Logged 11 receptions for 102 yards (9.3 avg.) in Week 10 at San Francisco (11/11)

2011 (St. Louis 1/1):

- ✦ Played in one game (one start) before suffering an elbow injury that ultimately led to him being placed on the Reserve-Injured List
- ✦ Caught five passes for 45 yards (9.0 avg.) in Week 1 vs. Philadelphia (9/11)

2010 (St. Louis 16/6):

- ✦ Posted career-highs in receptions (85) and receiving yards (689) while adding three touchdowns
- ✦ Added a career-high 40 punt returns for 452 yards (11.3 avg.) and returned 50 kickoffs for 1,142 yards (22.8 avg.)
- ✦ Caught 12 passes for 95 yards (7.9 avg.) at Detroit in Week 5 (10/10)

- ✦ Recorded touchdown receptions in three consecutive games (Weeks 7-10), the longest touchdown streak of his career
- ✦ Returned five kickoffs for 177 yards (35.4 avg.), including an 84-yard return, in Week 16 vs. San Francisco (12/26)

2009 (St. Louis 14/2):

- ✦ Caught 43 passes for 326 yards (7.6 avg.) and one touchdown
- ✦ Logged 31 punt returns for 360 yards (11.6 avg.) and set career-highs with 66 kickoff returns for 1,618 yards (24.5 avg.)
- ✦ Talled eight kickoff returns for 187 yards (23.4 avg.) in his NFL debut vs. Green Bay in Week 3 (9/27)
- ✦ Recorded a career-high nine kickoff returns for a career-high 217 yards (24.1 avg.) in Week 14 at Tennessee (12/13)
- ✦ Recorded his first touchdown reception in Week 15 vs. Houston (12/20)

COLLEGE:

- ✦ Played four seasons (2004-07) at Texas Tech University in Lubbock, Texas
- ✦ Appeared in 50 career games with 33 starts, amassing 204 receptions for 2,246 yards (11.0 avg.) and 15 receiving touchdowns
- ✦ Added 116 punt returns for 1,283 yards (11.1 avg.) and one score
- ✦ Started all 13 games as a senior (2007) and produced 109 receptions for 1,245 yards (11.4 avg.) and six touchdowns, earning Second-Team All-Big 12 honors
- ✦ His 109 receptions were second and his 1,245 receiving yards were fourth in school history
- ✦ Joined WR Michael Crabtree (134) to set an FBS record for most passes caught by two players on the same team (243) in the same season
- ✦ Played in 13 games (11 starts) as a junior, totaling 48 receptions for 487 yards (10.1 avg.) and five touchdowns
- ✦ Played in 12 games (eight starts) as a sophomore and recorded 34 receptions for 395 yards (11.6 avg.) and three scores
- ✦ Played in 12 games (one start) as a freshman, recording 13 receptions for 119 yards (9.2 avg.) and one touchdown
- ✦ Added 29 punt returns for 371 yards (12.8 avg.) and one touchdown as a freshman, earning First-Team All-Big 12 recognition as a return specialist
- ✦ Only true freshman to play for the team in 2004

PERSONAL:

- ✦ Attended The Woodlands High School in The Woodlands, Texas, where he played high school football and helped lead his team to its first-ever Texas state championship game
- ✦ Finished his senior season at The Woodlands with 1,045 receiving yards, 129 rushing yards and eight touchdowns
- ✦ Started the Danny Amendola Catches for Kids Foundation to provide opportunities, support and resources to children and families in need
- ✦ Following the 2013 Boston Marathon bombing, he donated \$100 for every catch to a victim recovery fund
- ✦ Brother, Matt, played safety at Baylor in the early 2000s

TEXANS BIOS

DANNY AMENDOLA'S NFL REGULAR SEASON RUSHING/RECEIVING STATISTICS

DATE	TEAM	GP	GS	RECEIVING					RUSHING				
				NO.	YDS.	AVG.	LG	TD	NO.	YDS.	AVG.	LG	TD
2009	Rams	14	2	43	326	7.6	25	1	3	-2	-0.7	8	0
2010	Rams	16	6	85	689	8.1	36	3	7	81	11.6	30	0
2011	Rams	1	1	5	45	9.0	18	0	0	0	0.0	0	0
2012	Rams	11	8	63	666	10.6	56	3	2	8	4.0	6	0
2013	Patriots	12	6	54	633	11.7	57	2	1	1	1.0	1	0
2014	Patriots	16	4	27	200	7.4	21	1	0	0	0.0	0	0
2015	Patriots	14	7	65	648	10.0	41	3	2	11	5.5	8	0
2016	Patriots	12	4	23	243	10.6	32	4	0	0	0.0	0	0
2017	Patriots	15	8	61	659	10.8	27	2	0	0	0.0	0	0
2018	Dolphins	15	15	59	575	9.7	39	1	1	-2	-2.0	-2	0
2019	Lions	15	10	62	678	10.9	47t	1	0	0	0.0	0	0
2020	Lions	14	5	46	602	13.1	50	0	1	2	2.0	2	0
2021	Texans	8	0	24	248	10.3	39	3	0	0	0.0	0	0
NFL TOTALS		163	76	617	6,212	10.1	57	24	17	99	5.8	30	0

DANNY AMENDOLA'S NFL POSTSEASON RUSHING/RECEIVING STATISTICS

DATE	TEAM	GP	GS	RECEIVING					RUSHING				
				NO.	YDS.	AVG.	LG	TD	NO.	YDS.	AVG.	LG	TD
2013	Patriots	2	1	3	77	25.7	53	0	0	0	0.0	0	0
2014	Patriots	3	1	11	137	12.5	51t	3	1	-2	-2.0	-2	0
2015	Patriots	2	2	7	57	8.1	16	0	0	0	0.0	0	0
2016	Patriots	3	0	10	90	9.0	20	1	1	15	15.0	15	0
2017	Patriots	3	2	26	348	13.4	50	2	1	3	3.0	3	0
NFL TOTALS		13	6	57	709	12.4	53	6	3	16	5.3	15	0

DANNY AMENDOLA'S NFL REGULAR SEASON RETURN STATISTICS

DATE	TEAM	KICKOFF RETURNS					PUNT RETURNS					
		RET.	YDS.	AVG.	LG	TD	NO.	FC	YDS.	AVG.	LG	TD
2009	Rams	66	1,618	24.5	58	0	31	11	360	11.6	56	0
2010	Rams	50	1,142	22.8	84	0	40	18	452	11.3	42	0
2011	Rams	0	0	0.0	0	0	1	0	0	0.0	0	0
2012	Rams	2	16	8.0	12	0	17	10	122	7.2	22	0
2013	Patriots	0	0	0.0	0	0	1	0	13	13.0	13	0
2014	Patriots	20	482	24.1	81	0	16	5	132	8.3	39	0
2015	Patriots	8	172	21.5	29	0	23	12	276	12.0	82	0
2016	Patriots	5	129	25.8	73	0	18	7	121	6.7	30	0
2017	Patriots	1	16	16.0	16	0	27	18	231	8.6	40	0
2018	Dolphins	0	0	0.0	0	0	11	9	59	5.4	12	0
2019	Lions	0	0	0.0	0	0	10	8	55	5.5	15	0
2020	Lions	0	0	0.0	0	0	3	3	39	13.0	21	0
2021	Texans	1	15	15.0	15	0	0	1	0	0.0	0	0
NFL TOTALS		153	3,590	23.5	84	0	198	102	1,860	9.4	82	0

TEXANS BIOS

DANNY AMENDOLA'S NFL POSTSEASON RETURN STATISTICS

DATE	TEAM	KICKOFF RETURNS					PUNT RETURNS					
		RET.	YDS.	AVG.	LG	TD	NO.	FC	YDS.	AVG.	LG	TD
2013	Patriots	0	0	0.0	0	0	0	0	0	0.0	0	0
2014	Patriots	9	213	23.7	30	0	0	2	0	0.0	0	0
2015	Patriots	0	0	0.0	0	0	4	4	54	13.5	28	0
2016	Patriots	0	0	0.0	0	0	0	0	0	0.0	0	0
2017	Patriots	0	0	0.0	0	0	5	9	52	10.4	20	0
NFL TOTALS		9	213	23.7	30	0	9	15	106	11.8	28	0

SINGLE-GAME HIGHS: RUSHING/RECEIVING

Rush Attempts	3 at Denver Broncos, Nov 28, 2010	Kickoff Return Yards	217 at Tennessee Titans, Dec 13, 2009
Rushing Yards	48 at Denver Broncos, Nov 28, 2010	Longest Kickoff Return	84 vs. San Francisco 49ers, Dec 26, 2010
Longest Runs	30 at Denver Broncos, Nov 28, 2010	Fair Catches	4 at Minnesota Vikings, Dec 08, 2019 ...1 more at 4.
Receptions	15 vs. Washington Football Team, Sep 16, 2012	Punt Return Yards	84 at New York Giants, Nov 15, 2015
Receiving Yards	160 vs. Washington Football Team, Sep 16, 2012	Longest Punt Return	82 at New York Giants, Nov 15, 2015
Longest Receptions	57 vs. Pittsburgh Steelers, Nov 03, 2013	Punt Returns	5 vs. San Francisco 49ers, Jan 03, 2010 ...1 more at 5.
Receiving TDs	2 vs. Tennessee Titans, Jan 09, 2022 ...1 more at 2.	Miscellaneous Tackles	1 vs. Tennessee Titans, Sep 09, 2018 ...8 more at 1.
All-Purpose Yards	257 vs. Kansas City Chiefs, Dec 19, 2010	Most TDs	2 vs. Tennessee Titans, Jan 09, 2022 ...1 more at 2.
Kickoff Returns	9 at Tennessee Titans, Dec 13, 2009	Receiving Average	30.5 vs. Pittsburgh Steelers, Nov 03, 2013

SINGLE-GAME HIGHS - POSTSEASON: RUSHING/RECEIVING

Rush Attempts	1 vs. Jacksonville Jaguars, Jan 21, 2018 ...2 more at 1.	Kickoff Return Yards	125 vs. Baltimore Ravens, Jan 10, 2015
Rushing Yards	15 vs. Houston Texans, Jan 14, 2017	Longest Kickoff Return	30 vs. Indianapolis Colts, Jan 18, 2015
Longest Runs	15 vs. Houston Texans, Jan 14, 2017	Fair Catches	4 vs. Jacksonville Jaguars, Jan 21, 2018 ...1 more at 4.
Receptions	11 vs. Tennessee Titans, Jan 13, 2018	Punt Return Yards	32 at Denver Broncos, Jan 24, 2016
Receiving Yards	152 vs. Philadelphia Eagles, Feb 04, 2018	Longest Punt Return	28 at Denver Broncos, Jan 24, 2016
Longest Receptions	53 vs. Indianapolis Colts, Jan 11, 2014	Punt Returns	3 vs. Tennessee Titans, Jan 13, 2018 ...1 more at 3.
Receiving TDs	2 vs. Jacksonville Jaguars, Jan 21, 2018 ...1 more at 2.	Miscellaneous Tackles	1 vs. Baltimore Ravens, Jan 10, 2015
All-Purpose Yards	206 vs. Baltimore Ravens, Jan 10, 2015	Most TDs	2 vs. Jacksonville Jaguars, Jan 21, 2018 ...1 more at 2.
Kickoff Returns	5 vs. Baltimore Ravens, Jan 10, 2015		

100-YARD RECEIVING GAMES (12): REGULAR SEASON

DATE	TEAM	NO.	YDS.	AVG.	LG	TD
09/16/12	WASHINGTON	15	160	10.7	56	1
11/11/12	at 49ers	11	102	9.3	16	0
09/08/13	at Bills	10	104	10.4	24	0
11/03/13	STEELERS	4	122	30.5	57	1
12/15/13	at Dolphins	10	131	13.1	30	0
10/18/15	at Colts	7	105	15.0	35	0
11/23/15	BILLS	9	117	13.0	41	0
09/07/17	CHIEFS	6	100	16.7	27	0
09/08/19	at Cardinals	7	104	14.9	47t	1
10/20/19	VIKINGS	8	105	13.1	36	0
12/15/19	BUCCANEERS	8	102	12.8	46	0
01/09/22	TITANS	7	113	16.1	37	2

TEXANS BIOS

100-YARD RECEIVING GAMES (2): POSTSEASON

DATE	TEAM	NO.	YDS.	AVG.	LG	TD
01/13/18	TITANS	11	112	10.2	25	0
02/04/18	EAGLES	8	152	19.0	50	0

2021 GAME-BY-GAME REGULAR-SEASON STATISTICS (TEXANS)

W	DATE	OPPONENT	P/S	RECEIVING					RUSHING					W/L	SCORE
				NO.	YDS.	AVG.	LG	TD	NO.	YDS.	AVG.	LG	TD		
01	09/12	Jaguars	P	5	34	6.8	8t	1	0	0	0.0	0	0	W	37-21
02	09/19	at Browns	P	1	9	9.0	9	0	0	0.0	0	0	L	21-31	
03	09/23	Panthers						INACTIVE					L	9-24	
04	10/03	at Bills						INACTIVE					L	0-40	
05	10/10	Patriots						INACTIVE					L	22-25	
06	10/17	at Colts						INACTIVE					L	3-31	
07	10/24	at Cardinals	P	3	17	5.7	10	0	0	0.0	0	0	L	5-31	
08	10/31	Rams	P	2	3	1.5	3	0	0	0.0	0	0	L	22-38	
09	11/07	at Dolphins	P	3	49	16.3	39	0	0	0.0	0	0	L	9-17	
11	11/21	at Titans	P	0	0	0.0	0	0	0	0.0	0	0	W	22-13	
12	11/28	Jets	P	3	23	7.7	11	0	0	0.0	0	0	L	14-21	
13	12/05	Colts						RESERVE/INJURED					L	0-31	
14	12/12	Seahawks						RESERVE/INJURED					L	13-33	
15	12/19	at Jaguars						RESERVE/INJURED					W	30-16	
16	12/26	Chargers						INACTIVE					W	41-29	
17	01/02	at 49ers						RESERVE/COVID-19					L	7-23	
18	01/09	Titans	P	7	113	16.1	37	2	0	0.0	0	0	L	25-28	
2021 TOTALS			8-0	24	248	10.3	39	3	0	0	0.0	0	0	4-13	



ANTONY AUCLAIR

TIGHT END

6-6 | 256 | LAVAL

HOMETOWN: NOTRE-DAME-DES-PINS, QC, CA | AGE: 28
 5TH NFL SEASON | 1ST WITH TEXANS | ACQUIRED: UFA-'21 (TB)
 2021 GP/GS: 16/13 | CAREER GP/GS: 56/33
 TEAMS: TB '17-'20; HOU '21



83

TRANSACTIONS: Signed by the Tampa Bay Buccaneers as a college free agent on May 1, 2017...Re-signed by the Buccaneers on March 16, 2020...Signed by the Houston Texans as an unrestricted free agent on April 7, 2021...Released by the Texans on Aug. 31, 2021...Signed to the Texans practice squad on Sept. 1, 2021...Elevated to the Texans active roster on Sept. 11, 2021...Reverted back to the Texans practice squad on Sept. 13, 2021...Elevated to the Texans active roster on Sept. 18, 2021...Reverted back to the Texans practice squad on Sept. 20, 2021...Signed to the Texans active roster on Sept. 21, 2021...Placed on the Reserve/COVID-19 List on Dec. 31, 2021...Activated from the Reserve/COVID-19 List on Jan. 5, 2022.

2021 (Houston 16/13):

- ✦ Played in 16 games with a career-high 13 starts in his first season in Houston, catching five passes for 47 yards (9.4 avg.) and his first career touchdown
- ✦ Started his first game as a Texan vs. Jacksonville (9/12) and contributed on offense and special teams
- ✦ Scored his first career touchdown vs. New England (10/10), an 11-yard reception from QB Davis Mills

2020 (Tampa Bay 8/2, 0/0):

- ✦ Saw action in eight games (two starts), primarily as a blocking tight end and on special teams
- ✦ Spent Weeks 2-7 on the Reserve/Injured list
- ✦ Inactive for Super Bowl LV vs. Kansas City (2/7/21)

2019 (Tampa Bay 8/5):

- ✦ Appeared in eight games (five starts) and caught one pass for 11 yards
- ✦ Registered two special teams tackles in Week 2 at Carolina (9/12)
- ✦ Notched his lone reception of the season in Week 9 at Seattle (11/3)
- ✦ Placed on the Reserve/Injured list prior to Week 10

2018 (Tampa Bay 16/10):

- ✦ Saw action in all 16 games (10 starts) for the first time in

his career and logged a single-season career-high seven receptions for 48 yards (6.9 avg.)

- ✦ Recorded a season-high three receptions for 15 yards (5.0 avg.) in Week 7 vs. Cleveland (10/21). Also forced a fumble on special teams in the contest
- ✦ Posted a 12-yard reception in Week 14 vs. New Orleans (12/9)

2017 (Tampa Bay 8/3):

- ✦ Played in eight games (three starts) as a rookie and totaled two receptions for 25 yards (12.5 avg.)
- ✦ Appeared in his first NFL game in Week 5 vs. New England (10/5)
- ✦ Tallied his first catch for 11 yards in Week 13 at Green Bay (12/3)

COLLEGE:

- ✦ Played four seasons (2013-16) at Laval University in Quebec City, Quebec, Canada
- ✦ Named Équipe D'Étoiles Offensive in back-to-back seasons (2015-16) by the RSEQ
- ✦ Notched 17 receptions for 229 yards (13.5 avg.) and two touchdowns in eight games played in his senior season (2016)
- ✦ Registered 15 receptions for 185 yards (12.3 avg.) as a junior (2015)
- ✦ Hauled in 20 catches for 336 yards (16.8 avg.) and one touchdown as a sophomore (2014)
- ✦ Contributed three receptions for 19 yards (6.3 avg.) and one touchdown in his freshman season (2013)

PERSONAL:

- ✦ Attended Champlain Regional College-Lennoxville in Sherbrooke, Quebec, Canada
- ✦ Was also drafted by the Saskatchewan Roughriders in the fourth round (30th overall) of the 2017 CFL Draft
- ✦ Brother, Adam, was drafted with the sixth overall pick by the Ottawa Redblacks in the 2020 CFL Draft

TEXANS BIOS

ANTONY AUCLAIR'S NFL REGULAR SEASON RUSHING/RECEIVING STATISTICS

DATE	TEAM	GP	GS	RECEIVING					RUSHING				
				NO.	YDS.	AVG.	LG	TD	NO.	YDS.	AVG.	LG	TD
2017	Buccaneers	8	3	2	25	12.5	14	0	0	0	0.0	0	0
2018	Buccaneers	16	10	7	48	6.9	12	0	0	0	0.0	0	0
2019	Buccaneers	8	5	1	11	11.0	11	0	0	0	0.0	0	0
2020	Buccaneers	8	2	0	0	0.0	0	0	0	0	0.0	0	0
2021	Texans	16	13	5	47	9.4	15	1	0	0	0.0	0	0
NFL TOTALS		56	33	15	131	8.7	15	1	0	0	0.0	0	0

ANTONY AUCLAIR'S NFL POSTSEASON RUSHING/RECEIVING STATISTICS

DATE	TEAM	GP	GS	RECEIVING					RUSHING				
				NO.	YDS.	AVG.	LG	TD	NO.	YDS.	AVG.	LG	TD
2020	Buccaneers	0	0	0	0	0.0	0	0	0	0	0.0	0	0
NFL TOTALS		0	0	0	0	0.0	0	0	0	0	0.0	0	0

ANTONY AUCLAIR'S NFL REGULAR SEASON RETURN STATISTICS

DATE	TEAM	KICKOFF RETURNS					PUNT RETURNS					
		RET.	YDS.	AVG.	LG	TD	NO.	FC	YDS.	AVG.	LG	TD
2017	Buccaneers	0	0	0.0	0	0	0	0	0	0.0	0	0
2018	Buccaneers	2	19	9.5	10	0	0	0	0	0.0	0	0
2019	Buccaneers	0	0	0.0	0	0	0	0	0	0.0	0	0
2020	Buccaneers	0	0	0.0	0	0	0	0	0	0.0	0	0
2021	Texans	1	11	11.0	11	0	0	0	0	0.0	0	0
NFL TOTALS		3	30	10.0	11	0	0	0	0	0.0	0	0

ANTONY AUCLAIR'S NFL POSTSEASON RETURN STATISTICS

DATE	TEAM	KICKOFF RETURNS					PUNT RETURNS					
		RET.	YDS.	AVG.	LG	TD	NO.	FC	YDS.	AVG.	LG	TD
2020	Buccaneers	0	0	0.0	0	0	0	0	0	0.0	0	0
NFL TOTALS		0	0	0.0	0	0	0	0	0	0.0	0	0

SINGLE-GAME HIGHS: RUSHING/RECEIVING

Receptions	3 vs. Cleveland Browns, Oct 21, 2018	Kickoff Return Yards	10 at Baltimore Ravens, Dec 16, 2018
Receiving Yards	23 at Miami Dolphins, Nov 07, 2021	Longest Kickoff Return	11 vs. Seattle Seahawks, Dec 12, 2021
Longest Receptions	15 at Miami Dolphins, Nov 07, 2021	Special Teams Tackles	2 at Carolina Panthers, Sep 12, 2019
Receiving TDs	1 vs. New England Patriots, Oct 10, 2021	Receiving Average	5.0 vs. Cleveland Browns, Oct 21, 2018
Kickoff Returns	1 at Baltimore Ravens, Dec 16, 2018 ...1 more at 1.		

TEXANS BIOS

2021 GAME-BY-GAME REGULAR-SEASON STATISTICS (TEXANS)

W	DATE	OPPONENT	P/S	RECEIVING					RUSHING					W/L	SCORE
				NO.	YDS.	AVG.	LG	TD	NO.	YDS.	AVG.	LG	TD		
01	09/12	Jaguars	S	0	0	0.0	0	0	0	0	0.0	0	0	W	37-21
02	09/19	at Browns												L	21-31
03	09/23	Panthers	S	0	0	0.0	0	0	0	0.0	0	0	L	9-24	
04	10/03	at Bills	S	0	0	0.0	0	0	0	0.0	0	0	L	0-40	
05	10/10	Patriots	S	1	11	11.0	11t	1	0	0	0.0	0	0	L	22-25
06	10/17	at Colts	S	0	0	0.0	0	0	0	0.0	0	0	L	3-31	
07	10/24	at Cardinals	P	0	0	0.0	0	0	0	0.0	0	0	L	5-31	
08	10/31	Rams	S	0	0	0.0	0	0	0	0.0	0	0	L	22-38	
09	11/07	at Dolphins	S	2	23	11.5	15	0	0	0.0	0	0	L	9-17	
11	11/21	at Titans	P	0	0	0.0	0	0	0	0.0	0	0	W	22-13	
12	11/28	Jets	S	0	0	0.0	0	0	0	0.0	0	0	L	14-21	
13	12/05	Colts	S	0	0	0.0	0	0	0	0.0	0	0	L	0-31	
14	12/12	Seahawks	S	1	6	6.0	6	0	0	0.0	0	0	L	13-33	
15	12/19	at Jaguars	S	0	0	0.0	0	0	0	0.0	0	0	W	30-16	
16	12/26	Chargers	S	0	0	0.0	0	0	0	0.0	0	0	W	41-29	
17	01/02	at 49ers											L	7-23	
18	01/09	Titans	S	1	7	7.0	7	0	0	0.0	0	0	L	25-28	
2021 TOTALS				15-13	5	47	9.4	15	1	0	0	0.0	0	0	4-13



ROSS BLACKLOCK

DEFENSIVE LINEMAN

6-3 | 290 | TCU

HOMETOWN: MISSOURI CITY, TEXAS | AGE: 23
 2ND NFL SEASON | 2ND WITH TEXANS | ACQUIRED: D2-'20
 2021 GP/GS: 14/2 | CAREER GP/GS: 29/3
 TEAMS: HOU '20-21



90

TRANSACTIONS: Selected by the Houston Texans in the second round (40th overall) of the 2020 NFL Draft...Placed on the Reserve/COVID-19 List on Oct. 1, 2021...Activated from the Reserve/COVID-19 List on Oct. 20, 2021.

2021 (Houston 14/2):

- ✔ Played in 14 games (two starts) and tallied career highs in tackles (22 total, 14 solo), tackles for loss (two), sacks (2.0), quarterback hits (six), pass defenses (two) and his first career forced fumble
- ✔ Recorded his first NFL sack and forced fumble on QB Sam Darnold in Week 3 against Carolina (9/23)
- ✔ Finished with four tackles (two solo), one sack, one quarterback hit and two tackles for loss at Tennessee (11/21). Sacked QB Ryan Tannehill for a loss of five yards in the fourth quarter
- ✔ Logged a season-high four tackles (three solo) as well as one quarterback hit vs. Seattle (12/12)
- ✔ Made his first start of the season and logged one solo tackle and one pass defended vs. the L.A. Chargers (12/26)
- ✔ Posted a career-high two quarterback hits in addition to one solo tackle vs. Tennessee (1/9/22)

2020 (Houston 15/1):

- ✔ Saw action in 15 games (one start) as a rookie and logged 14 total tackles (10 solo), one tackle for loss and two quarterback hits
- ✔ Made his NFL debut in Week 1 at Kansas City (9/10)
- ✔ Logged his first career tackle for loss in Week 6 at Tennessee (10/18)
- ✔ Notched his first career quarterback hit in Week 11 vs. New England (11/22)
- ✔ Recorded a quarterback hit and one tackle in Week 16 vs.

Cincinnati (12/27)

- ✔ Started his first career game in Week 17 vs. Tennessee (1/3/21)

COLLEGE:

- ✔ Spent four seasons (2016-19) at Texas Christian University in Fort Worth, Texas, where he played in 26 total games and finished his collegiate career with 67 total tackles (39 solo), 15.5 tackles for loss and 5.5 sacks
- ✔ Started all 12 games as a junior in 2019 and tied for the team lead with 3.5 sacks, while adding 9.0 tackles for loss and a single-season career high of 40 total tackles (25 solo). Named First-Team All-Big 12, Second-Team AP All-Big 12 and was an Honorable-Mention Big 12 Defensive Lineman of the Year
- ✔ Suffered an injury in preseason camp as a sophomore and was sidelined for the entire 2018 season
- ✔ Started all 14 games as a redshirt freshman in 2017 and totaled 27 tackles (13 solo), 6.5 tackles for loss and 2.0 sacks, earning 2017 Freshman All-American honors from FWAA and the 2017 Big 12 Co-Defensive Freshman of the Year award. Matched his single-game career high with five stops, including a season-best two tackles for loss in the Valero Alamo Bowl win over Stanford
- ✔ Redshirted his first season on campus in 2016

PERSONAL:

- ✔ Attended Elkins High School in Missouri City, Texas where he posted 56 tackles, 10 tackles for loss, 3.0 sacks and 11 quarterback hurries as a senior, earning him an invite to play in the U.S. Army All-American Bowl
- ✔ Rated a four-star defensive tackle by 247Sports.com and ranked the fourth-best defensive tackle in Texas and the 18th-best in the country

ROSS BLACKLOCK'S NFL REGULAR SEASON DEFENSIVE STATISTICS

DATE	TEAM	GP	GS	TACKLES								INTERCEPTIONS					FUMBLES				ST				MISC				
				TK	S	A	TFL	YDS	SK	YDS	QBH	NO	YDS	LG	TD	PD	FF	FR	TD	YDS	TK	S	A	FF	FR	S	A		
2020	Texans	15	1	14	10	4	1	1	0.0	0.0	2	0	0	0	0	0	0	0	0	0	0	0	0	0	0	0	0	0	0
2021	Texans	14	2	22	14	8	2	6	2.0	11.0	6	0	0	0	0	2	1	0	0	0	0	0	0	0	0	0	0	0	0
NFL TOTALS		29	3	36	24	12	3	7	2.0	11.0	8	0	0	0	0	2	1	0	0	0	0	0	0	0	0	0	0	0	0

TEXANS BIOS

SINGLE-GAME HIGHS: DEFENSIVE

Total Tackles 4 vs. Seattle Seahawks, Dec 12, 2021
Sacks 1.0 at Tennessee Titans, Nov 21, 2021
 ...1 more at 1.0.

Tackles For Loss 2 at Tennessee Titans, Nov 21, 2021

2021 GAME-BY-GAME REGULAR-SEASON STATISTICS (TEXANS)

W	DATE	OPPONENT	P/S	TACKLES						INTERCEPTIONS					FUMBLES				ST				MISC		W/L	SCORE								
				TK	S	A	SK	YDS	TFL	YDS	QBH	NO	YDS	LG	TD	PD	FF	FR	TD	YDS	TK	S	A	FF			FR	S	A					
01	09/12	Jaguars	P	1	1	0	0.0	0.0	0	0	1	0	0	0	0	0	0	0	0	0	0	0	0	0	0	0	0	0	0	0	0	0	W	37-21
02	09/19	at Browns	P	2	1	1	0.0	0.0	0	0	0	0	0	0	0	0	0	0	0	0	0	0	0	0	0	0	0	0	0	0	0	L	21-31	
03	09/23	Panthers	P	2	2	0	1.0	6.0	0	0	1	0	0	0	0	0	1	0	0	0	0	0	0	0	0	0	0	0	0	0	0	L	9-24	
04	10/03	at Bills																														L	0-40	
05	10/10	Patriots																														L	22-25	
06	10/17	at Colts																														L	3-31	
07	10/24	at Cardinals	P	3	2	1	0.0	0.0	0	0	0	0	0	0	0	0	0	0	0	0	0	0	0	0	0	0	0	0	0	0	0	L	5-31	
08	10/31	Rams	P	0	0	0	0.0	0.0	0	0	0	0	0	0	0	0	0	0	0	0	0	0	0	0	0	0	0	0	0	0	0	L	22-38	
09	11/07	at Dolphins	P	1	0	1	0.0	0.0	0	0	0	0	0	0	0	1	0	0	0	0	0	0	0	0	0	0	0	0	0	0	0	L	9-17	
11	11/21	at Titans	P	3	2	1	1.0	5.0	2	6	1	0	0	0	0	0	0	0	0	0	0	0	0	0	0	0	0	0	0	0	0	W	22-13	
12	11/28	Jets	P	0	0	0	0.0	0.0	0	0	0	0	0	0	0	0	0	0	0	0	0	0	0	0	0	0	0	0	0	0	0	L	14-21	
13	12/05	Colts	P	3	2	1	0.0	0.0	0	0	0	0	0	0	0	0	0	0	0	0	0	0	0	0	0	0	0	0	0	0	0	L	0-31	
14	12/12	Seahawks	P	4	3	1	0.0	0.0	0	0	1	0	0	0	0	0	0	0	0	0	0	0	0	0	0	0	0	0	0	0	0	L	13-33	
15	12/19	at Jaguars	P	0	0	0	0.0	0.0	0	0	0	0	0	0	0	0	0	0	0	0	0	0	0	0	0	0	0	0	0	0	0	W	30-16	
16	12/26	Chargers	S	0	0	0	0.0	0.0	0	0	0	0	0	0	0	1	0	0	0	0	0	0	0	0	0	0	0	0	0	0	0	W	41-29	
17	01/02	at 49ers	S	2	0	2	0.0	0.0	0	0	0	0	0	0	0	0	0	0	0	0	0	0	0	0	0	0	0	0	0	0	0	L	7-23	
18	01/09	Titans	P	1	1	0	0.0	0.0	0	0	2	0	0	0	0	0	0	0	0	0	0	0	0	0	0	0	0	0	0	0	0	L	25-28	
2021 TOTALS			14-2	22	14	8	2.0	11.0	2	6	6	0	0	0	0	2	1	0	0	0	0	0	0	0	0	0	0	0	0	0	4-13			



JUSTIN BRITT

OFFENSIVE LINEMAN

6-6 | 315 | MISSOURI

HOMETOWN: LEBANON, MO. | AGE: 30

7TH NFL SEASON | 1ST WITH TEXANS | ACQUIRED: FA-'21

2021 GP/GS: 11/11 | CAREER GP/GS (POST): 98/97 (7/7)

TEAMS: SEA '14-20; HOU '21



68

TRANSACTIONS: Selected by the Seattle Seahawks with the 32nd pick of the second round (64th overall) in the 2014 NFL Draft...Signed a contract extension with the Seahawks on Aug. 17, 2017...Released by the Seahawks on April 27, 2020...Signed by the Houston Texans as a free agent on March 8, 2021...Placed on the Reserve/Injured List on Oct. 30, 2021...Designated for return on Nov. 25, 2021...Activated on Dec. 4, 2021...Placed on the Reserve/COVID-19 List on Dec. 23, 2021...Activated from the Reserve/COVID-19 List on Dec. 29, 2021.

2021 (Houston 11/11):

- ✦ Started all 11 games he played at center in his first year as a Texan
- ✦ Started his first game as a Texan in the season opener vs. Jacksonville (9/12) and helped the offense score 37 points, the highest Week 1 point total in franchise history
- ✦ Blocked for QB Davis Mills vs. New England (10/10), helping him become the first rookie quarterback in NFL history to finish a game with 300-plus passing yards, three-plus passing touchdowns and a passer rating of 140.0 or higher
- ✦ Helped protect QB Davis Mills as he threw for a career-high 331 yards vs. Seattle (12/12)
- ✦ Blocked for QB Davis Mills vs. Tennessee (1/9/22) as he completed 23-of-33 passes (69.7 percent) for 301 yards, three touchdowns and a passer rating of 128.5

2020:

- ✦ Spent the season as a free agent while recovering from injury

2019 (Seattle 8/8, 0/0):

- ✦ Started eight games prior to being placed on the Reserve/Injured list with a knee injury
- ✦ Helped the Seahawks rush for the fourth-most rushing yards per game (137.5) and the eighth-most yards per game (374.4) in the NFL

2018 (Seattle 16/15, 1/1):

- ✦ Appeared in 16 games (15 starts) and was instrumental in an offensive line that blocked for the best rushing offense in the NFL (160.0 yards per game)
- ✦ Blocked for RB Chris Carson who totaled 1,151 rushing yards on 247 attempts (4.7 avg.) and nine touchdowns on the season
- ✦ Helped QB Russell Wilson earn Pro Bowl honors after passing for 3,448 yards and 35 touchdowns while only throwing seven interceptions
- ✦ Led an offensive line unit that became just the fourth in NFL history to have a 1,000-yard rusher and three 300-

yard rushers in a season. The 2,560 rushing yards were the third-most in Seahawks history

2017 (Seattle 16/16):

- ✦ Started all 16 games for the third time in his career and blocked for QB Russell Wilson who led the NFL in passing touchdowns with 34, which also tied a franchise record

2016 (Seattle 15/15, 2/2):

- ✦ Started in 15 games for the Seahawks and helped QB Russell Wilson pass for a single-season career-high 4,219 passing yards and 334 completions
- ✦ Helped the Seahawks win 10 games for the fifth consecutive season and earn a Wild Card Round victory against Detroit (1/7/17)

2015 (Seattle 16/16, 2/2):

- ✦ Started all 16 games for an offensive line that blocked for the fourth-best offense in the NFL (378.6 yards per game) and the third-best rushing attack (141.8 yards per game)
- ✦ Blocked for QB Russell Wilson who made his third Pro Bowl appearance after passing for 4,024 yards, 34 touchdowns, while leading the league with a 110.1 passer rating

2014 (Seattle 16/16, 2/2):

- ✦ Started all 16 games as a rookie and was part of an offensive unit that led the NFL in rushing yards per game (172.6) and rushing yards per play (5.26)
- ✦ Blocked for RB Marshawn Lynch who made his fourth-consecutive Pro Bowl and totaled 1,306 rushing yards and an NFL-high 13 touchdowns on the season
- ✦ Was the only Seahawks player to play in every snap (1,058) during the season

COLLEGE:

- ✦ Played four seasons (2010-13) at the University of Missouri in Columbia, Mo. after redshirting in 2009
- ✦ Started 36 of the 49 games with 30 of those contests at left tackle and six on the right side
- ✦ As a senior (2013), he was an AP All-SEC first-team selection after starting all 14 games at left tackle, playing a major role in the rushing attack that set a school single-season record with 3,330 yards
- ✦ Started nine games as a junior (2012) and received the team's Underclassman Leadership Award
- ✦ As a sophomore (2011), started all 13 games at left tackle for the Tigers and helped an explosive offense generate 6,182 yards, ranking 12th in the nation with an average of 475.5 yards per game

TEXANS BIOS

- Was an academic All-Big 12 Conference second-team choice as a freshman (2010) and appeared in all 13 games to earn his first varsity letter
- Redshirted in his first season with the Tigers in 2009

PERSONAL:

- Attended Lebanon (Mo.) High School
- Played on both sides of the line of scrimmage during his

- prep career, concentrating at left tackle on offense
- Won a regional championship and a state playoff game for only the second time in school history during his senior season. Earned first-team All-State, All-District and All-Conference honors
- Excelled in wrestling and won the Class IV Missouri state heavyweight championship as a senior, going a perfect 45-0 on the year

JUSTIN BRITT'S NFL REGULAR SEASON STATISTICS

DATE	TEAM	GP	GS
2014	Seahawks	16	16
2015	Seahawks	16	16
2016	Seahawks	15	15
2017	Seahawks	16	16
2018	Seahawks	16	15
2019	Seahawks	8	8
2020	Seahawks	0	0
2021	Texans	11	11
NFL TOTALS		98	97

JUSTIN BRITT'S NFL POSTSEASON STATISTICS

DATE	TEAM	GP	GS
2014	Seahawks	2	2
2015	Seahawks	2	2
2016	Seahawks	2	2
2018	Seahawks	1	1
2019	Seahawks	0	0
NFL TOTALS		7	7

2021 GAME-BY-GAME REGULAR-SEASON STATISTICS (TEXANS)

W	DATE	OPPONENT	P/S	W/L	SCORE
01	09/12	Jaguars	S	W	37-21
02	09/19	at Browns	S	L	21-31
03	09/23	Panthers	S	L	9-24
04	10/03	at Bills	S	L	0-40
05	10/10	Patriots	S	L	22-25
06	10/17	at Colts		L	3-31
07	10/24	at Cardinals	S	L	5-31
08	10/31	Rams		L	22-38
09	11/07	at Dolphins		L	9-17
11	11/21	at Titans		W	22-13
12	11/28	Jets		L	14-21
13	12/05	Colts	S	L	0-31
14	12/12	Seahawks	S	L	13-33
15	12/19	at Jaguars	S	W	30-16
16	12/26	Chargers		W	41-29
17	01/02	at 49ers	S	L	7-23
18	01/09	Titans	S	L	25-28
2021 TOTALS		11-11		4-13	



TERRENCE BROOKS

DEFENSIVE BACK

5-11 | 205 | FLORIDA STATE

HOMETOWN: DUNNELLON, FLA. | AGE: 29

8TH NFL SEASON | 1ST WITH TEXANS | ACQUIRED: UFA-'21 (NE)

2021 GP/GS: 11/3 | CAREER GP/GS (POST): 105/6 (1/0)

TEAMS: BAL '14-15; PHI '16-17; NYJ '17-18; NE '19-20; HOU '21



8

TRANSACTIONS: Selected by the Baltimore Ravens with the 15th pick of the third round (79th overall) in the 2014 NFL Draft...Waived by the Ravens on Sept. 3, 2016...Claimed off waivers by the Philadelphia Eagles on Sept. 4, 2016...Traded to the New York Jets on Aug. 27, 2017...Re-signed by the Jets as an unrestricted free agent on March 18, 2018...Signed by the New England Patriots as an unrestricted free agent on March 15, 2019...Signed by the Houston Texans as an unrestricted free agent on March 23, 2021...Placed on the Reserve/Injured List on Oct. 21, 2021...Designated to return on Nov. 15, 2021...Activated on Nov. 20, 2021...Placed on the Reserve/COVID-19 List on Dec. 16, 2021...Activated on Dec. 25, 2021.

HONORS:

- ✦ AFC Defensive Player of the Week (Week 3, 2017)

2021 (Houston 11/3):

- ✦ Played in 11 games with a career-high three starts in his first season as a Texan, tallying 16 defensive tackles (12 solo), one pass defended and five special teams tackles
- ✦ Appeared in his first game as a Texan vs. Jacksonville (9/12)
- ✦ Made his first start of the season and recorded one solo tackle at Indianapolis (10/17) before exiting with a chest injury
- ✦ Finished with a five tackles (three solo) vs. the N.Y. Jets (11/28)
- ✦ Tied for the team lead with a season-high eight tackles (six solo) while also notching one pass defended vs. Tennessee (1/9/22)

2020 (New England 14/2):

- ✦ Appeared in 14 games with two starts and posted 20 total tackles (15 solo) on defense and three special teams tackles
- ✦ Played as a reserve on defense and special teams in the season-opening win in Week 1 vs. Miami (9/13) and posted four total tackles (three solo) on defense
- ✦ Appeared as a reserve in the secondary in Week 3 vs. Las Vegas (9/27) and compiled four total tackles (two solo)
- ✦ Saw time in a reserve role at defensive back and made four total tackles (three solo) in Week 7 vs. San Francisco (10/25)
- ✦ Started in the secondary in Week 8 at Buffalo (11/1) and Week 9 at the N.Y. Jets (11/9) when CB Stephon Gilmore was inactive due to injury

2019 (New England 15/0, 1/0):

- ✦ Played in 15 regular season games as a reserve and tallied 22 total tackles (15 solo), one interception and three

passes defended as part of a defense that led the NFL in total defense (275.9 yards per game) and scoring (14.1 points allowed per game). Also was a key special teams contributor, finishing the season with two special teams tackles

- ✦ Notched his first interception of the season and added one tackle, one quarterback hit and a pass defended in Week 7 at N.Y. Jets (10/21)
- ✦ Led the team with seven solo tackles in Week 11 at Philadelphia (11/17), while also recording two quarterback hits and two passes defended
- ✦ Appeared in his first career playoff game, totaling one solo tackle in the AFC Wild Card game vs. Tennessee (1/4/20)

2018 (N.Y. Jets 16/0):

- ✦ Saw action in all 16 games as a reserve, playing primarily on special teams. Posted four solo tackles on defense, recovered one fumble, notched one pass defended and added six special teams tackles
- ✦ Notched two solo tackles, one tackle for loss and one pass defended in Week 7 vs. Minnesota (10/21)

2017 (N.Y. Jets 15/1):

- ✦ Appeared in 15 regular season games (one start) and finished with seven total tackles (five solo), two interceptions, three passes defended and six special teams tackles
- ✦ Earned AFC Defensive Player of the Week honors following his Week 3 performance vs. Miami (9/24), where he logged two interceptions, three passes defended and made one tackle

2016 (Philadelphia 11/0):

- ✦ Played in 11 games as a reserve and had one interception on defense, one pass defended and made five special teams tackles
- ✦ Tallied his first career interception in Week 16 vs. the N.Y. Giants (12/22)

2015 (Baltimore 12/0):

- ✦ Saw action in 12 games as a reserve, appearing mostly on special teams and made seven total tackles (six solo), one pass defended, one quarterback hit and one tackle for loss

2014 (Baltimore 11/0, 0/0):

- ✦ Appeared in 11 games as a rookie and posted a career-high 19 total tackles (16 solo) on defense. Also notched two passes defended and one fumble recovery
- ✦ Recorded a single-game career-high six total tackles (five

TEXANS BIOS

solo) in Week 7 vs. Atlanta (10/19)

- Placed on the Reserve/Injured list prior to Week 16

COLLEGE:

- Played four seasons (2010-13) at Florida State University in Tallahassee, Fla.
- Played in 48 games (27 starts), helping lead the Seminoles to the 2013 BCS National Championship title as a senior
- Finished his career with 127 tackles, one sack, 15 passes defended, five interceptions, three forced fumbles and one fumble recovery
- Started all 13 games as a senior (2013) and posted 56 tackles and two interceptions en route to earning first-

team All-American honors as part of a Florida State pass defense that ranked No. 1 in the nation

- Was the top tackler in the secondary with 52 in his junior season (2012), which ranked fifth on the team and was one of six Seminoles who recorded an interception
- Appeared in 11 games as a sophomore (2011) and tallied 17 tackles, five pass breakups and one interception
- Spent most of his freshman year (2010) on special teams

PERSONAL:

- Attended Dunnellon (Fla.) High School
- Two-way standout at Dunnellon where he rushed for 500 yards and registered 53 tackles, six interceptions and three pass breakups during his junior season

TERRENCE BROOKS' NFL REGULAR SEASON DEFENSIVE STATISTICS

DATE	TEAM	GP	GS	TACKLES							INTERCEPTIONS					FUMBLES				ST				MISC						
				TK	S	A	TFL	YDS	SK	YDS	QBH	NO	YDS	LG	TD	PD	FF	FR	TD	YDS	TK	S	A	FF	FR	S	A			
2014	Ravens	11	0	19	16	3	0	0	0.0	0.0	1	0	0	0	0	2	0	1	0	0	0	0	0	0	0	0	0	0	0	0
2015	Ravens	12	0	7	6	1	1	4	0.0	0.0	1	0	0	0	0	1	0	0	0	0	0	0	1	1	0	0	0	0	0	
2016	Eagles	11	0	0	0	0	0	0	0.0	0.0	0	1	6	6	0	1	0	0	0	0	0	5	4	1	2	0	0	0	0	
2017	Eagles	0	0	0	0	0	0	0	0.0	0.0	0	0	0	0	0	0	0	0	0	0	0	0	0	0	0	0	0	0	0	
2017	Jets	15	1	7	5	2	0	0	0.0	0.0	3	2	13	13	0	3	0	0	0	0	0	0	6	5	1	0	0	0	0	
2017	TOTAL	15	1	7	5	2	0	0	0.0	0.0	3	2	13	13	0	3	0	0	0	0	0	0	6	5	1	0	0	0	0	
2018	Jets	16	0	4	4	0	1	1	0.0	0.0	0	0	0	0	0	1	0	0	0	0	0	0	6	5	1	0	1	0	0	
2019	Patriots	15	0	22	15	7	0	0	0.0	0.0	3	1	0	0	0	3	0	0	0	0	0	0	2	2	0	0	0	0	0	
2020	Patriots	14	2	20	15	5	0	0	0.0	0.0	1	0	0	0	0	0	0	0	0	0	0	3	1	2	0	0	0	0	0	
2021	Texans	11	3	16	12	4	0	0	0.0	0.0	0	0	0	0	0	1	0	0	0	0	0	5	4	1	0	0	0	0	0	
NFL TOTALS		105	6	95	73	22	2	5	0.0	0.0	9	4	19	13	0	12	0	1	0	0	0	28	22	6	2	1	0	0	0	

TERRENCE BROOKS' NFL POSTSEASON DEFENSIVE STATISTICS

DATE	TEAM	GP	GS	TACKLES							INTERCEPTIONS					FUMBLES				ST				MISC						
				TK	S	A	TFL	YDS	SK	YDS	QBH	NO	YDS	LG	TD	PD	FF	FR	TD	YDS	TK	S	A	FF	FR	S	A			
2019	Patriots	1	0	1	1	0	0	0	0.0	0.0	0	0	0	0	0	0	0	0	0	0	0	0	0	0	0	0	0	0	0	0
NFL TOTALS		1	0	1	1	0	0	0	0.0	0.0	0	0	0	0	0	0	0	0	0	0	0	0	0	0	0	0	0	0	0	

SINGLE-GAME HIGHS: DEFENSIVE

Total Tackles	8 vs. Tennessee Titans, Jan 09, 2022	Interception Return Yards	13 vs. Miami Dolphins, Sep 24, 2017
Passes Defensed	3 vs. Miami Dolphins, Sep 24, 2017	Special Teams Tackles	2 at Buffalo Bills, Sep 29, 2019
Fumble Recoveries	1 at Indianapolis Colts, Oct 05, 2014		...3 more at 2.
Tackles For Loss	1 vs. Minnesota Vikings, Oct 21, 2018	Special Teams Forced Fumbles	1 vs. New York Giants, Dec 22, 2016
	...1 more at 1.		...1 more at 1.
Interceptions	2 vs. Miami Dolphins, Sep 24, 2017	Special Teams Fumble Recoveries	1 at Buffalo Bills, Dec 09, 2018

SINGLE-GAME HIGHS - POSTSEASON: DEFENSIVE

Total Tackles	1 vs. Tennessee Titans, Jan 04, 2020
----------------------	--------------------------------------

TEXANS BIOS

2021 GAME-BY-GAME REGULAR-SEASON STATISTICS (TEXANS)

W	DATE	OPPONENT	P/S	TACKLES							INTERCEPTIONS					FUMBLES				ST				MISC		W/L	SCORE		
				TK	S	A	SK	YDS	TFL	YDS	QBH	NO	YDS	LG	TD	PD	FF	FR	TD	YDS	TK	S	A	FF	FR			S	A
01	09/12	Jaguars	P	0	0	0	0.0	0.0	0	0	0	0	0	0	0	0	0	0	0	0	0	0	0	0	0	0	0	W	37-21
02	09/19	at Browns	P	0	0	0	0.0	0.0	0	0	0	0	0	0	0	0	0	0	0	0	1	1	0	0	0	0	L	21-31	
03	09/23	Panthers	P	0	0	0	0.0	0.0	0	0	0	0	0	0	0	0	0	0	0	0	0	0	0	0	0	L	9-24		
04	10/03	at Bills	P	2	2	0	0.0	0.0	0	0	0	0	0	0	0	0	0	0	0	0	1	1	0	0	0	0	L	0-40	
05	10/10	Patriots	P	0	0	0	0.0	0.0	0	0	0	0	0	0	0	0	0	0	0	0	1	0	1	0	0	0	L	22-25	
06	10/17	at Colts	S	1	1	0	0.0	0.0	0	0	0	0	0	0	0	0	0	0	0	0	0	0	0	0	0	L	3-31		
07	10/24	at Cardinals																								L	5-31		
08	10/31	Rams																								L	22-38		
09	11/07	at Dolphins																								L	9-17		
11	11/21	at Titans	P	0	0	0	0.0	0.0	0	0	0	0	0	0	0	0	0	0	0	0	0	0	0	0	0	W	22-13		
12	11/28	Jets	S	5	3	2	0.0	0.0	0	0	0	0	0	0	0	0	0	0	0	0	0	0	0	0	0	L	14-21		
13	12/05	Colts																								L	0-31		
14	12/12	Seahawks																								L	13-33		
15	12/19	at Jaguars																								W	30-16		
16	12/26	Chargers	P	0	0	0	0.0	0.0	0	0	0	0	0	0	0	0	0	0	0	0	1	1	0	0	0	0	W	41-29	
17	01/02	at 49ers	P	0	0	0	0.0	0.0	0	0	0	0	0	0	0	0	0	0	0	0	1	1	0	0	0	0	L	7-23	
18	01/09	Titans	S	8	6	2	0.0	0.0	0	0	0	0	0	0	0	1	0	0	0	0	0	0	0	0	0	L	25-28		
2021 TOTALS			11-3	16	12	4	0.0	0.0	0	0	0	0	0	0	0	1	0	0	0	0	5	4	1	0	0	0	4-13		



PHARAOH BROWN

TIGHT END

6-6 | 258 | OREGON

HOMETOWN: CLEVELAND, OHIO | AGE: 27
 4TH NFL SEASON | 2ND WITH TEXANS | ACQUIRED: FA-'20
 2021 GP/GS: 15/12 | CAREER GP/GS: 39/28
 TEAMS: LV '17-'18; CLE '18-'20; HOU '20-'21



85

TRANSACTIONS: Signed by the Oakland Raiders as a college free agent on May 5, 2017...Waived by the Raiders on Sept. 2, 2017...Signed to the Raiders practice squad on Sept. 3, 2017...Signed to the Raiders active roster on Dec. 23, 2017...Waived by the Raiders on Sept. 1, 2018...Signed to the Cleveland Browns practice squad on Sept. 24, 2018...Signed to the Browns active roster on Oct. 23, 2018...Signed by the Browns on March 16, 2020...Waived by the Browns on Sept. 6, 2020...Signed to the Houston Texans practice squad on Sept. 14, 2020...Signed to the Texans active roster on Sept. 15, 2020...Re-signed by the Texans on March 24, 2021.

2021 (Houston 15/12):

- ✔ Played in a career-high 15 games (12 starts), logging a career-high 23 receptions for 171 yards (7.4 avg.)
- ✔ Recorded four catches for a career-high 67 receiving yards (16.8 avg.) with a career-long reception of 29 yards in the season opener vs. Jacksonville (9/12)
- ✔ Tied his season high and led the team with four receptions, finishing with 23 yards (5.8 avg.) vs. Indianapolis (12/5)

2020 (Houston 13/9):

- ✔ Played in 13 games (nine starts) and set career highs in receptions (14), receiving yards (163) and receiving touchdowns (two)
- ✔ Spent the offseason with the Cleveland Browns before signing to the Texans practice squad
- ✔ Saw action in his first game with the Texans at Pittsburgh (9/27)
- ✔ Started his first game for the Texans and made one special teams tackle vs. Minnesota (10/4)
- ✔ Caught a career-high two passes for 28 yards (14.0 avg.) at Tennessee (10/18)
- ✔ Finished with two receptions for 21 yards (10.5 avg.) and caught the first touchdown of his NFL career on a 16-yard pass in the fourth quarter at Cleveland (11/15)
- ✔ Notched two receptions for 22 yards (11.0 avg.) vs. New England (11/22)
- ✔ Caught a career-long 29-yard reception vs. Cincinnati

(12/27)

- ✔ Finished with a career-high five receptions for 48 yards (9.6 avg.) and one receiving touchdown vs. Tennessee (1/3/21)

2019 (Cleveland 9/6):

- ✔ Played in nine games (six starts) and notched two receptions for 27 yards (13.5 avg.)

2018 (Oakland 0/0; Cleveland 0/0):

- ✔ Spent the offseason with the Oakland Raiders before signing to the Browns practice squad
- ✔ Elevated to the Browns active roster prior to Week 8, but never saw game action
- ✔ Placed on the Reserve/Injured list on Dec. 8, 2018

2017 (Oakland 2/1):

- ✔ Spent Weeks 1-15 on the Raiders practice squad
- ✔ Saw game action in Weeks 16 and 17

COLLEGE:

- ✔ Played four seasons (2012-14; 2016) at the University of Oregon in Eugene, Ore. after redshirting his senior season (2015)
- ✔ Appeared in 40 games over his college career and totaled 70 receptions for 1,011 receiving yards (14.4 avg.) and 13 touchdowns
- ✔ Finished third on the team in receiving as a redshirt senior in 2016 after recording 33 catches for 426 yards (12.9 avg.) and five touchdowns
- ✔ Redshirted in 2015 to rehab from a leg injury and won the Bob Office Award for the Oregon player who excels in spite of physical adversity
- ✔ Named first team Pac-12 All-Conference as a junior after notching 25 receptions for 420 yards (16.8 avg.) and six touchdowns
- ✔ Played in 12 games and caught two passes as a true freshman in 2012

PERSONAL:

- ✔ Attended Brush High School in Lyndhurst, Ohio
- ✔ Named second-team all-Ohioan in 2011
- ✔ Also was a standout basketball player in which he was first-team All-Conference and MVP as a junior

TEXANS BIOS

PHARADH BROWN'S NFL REGULAR SEASON RUSHING/RECEIVING STATISTICS

DATE	TEAM	GP	GS	RECEIVING					RUSHING				
				NO.	YDS.	AVG.	LG	TD	NO.	YDS.	AVG.	LG	TD
2017	Raiders	2	1	0	0	0.0	0	0	0	0	0.0	0	0
2018	Raiders	0	0	0	0	0.0	0	0	0	0	0.0	0	0
2018	Browns	0	0	0	0	0.0	0	0	0	0	0.0	0	0
2018	TOTAL	0	0	0	0	0.0	0	0	0	0	0.0	0	0
2019	Browns	9	6	2	27	13.5	18	0	0	0	0.0	0	0
2020	Browns	0	0	0	0	0.0	0	0	0	0	0.0	0	0
2020	Texans	13	9	14	163	11.6	29	2	0	0	0.0	0	0
2020	TOTAL	13	9	14	163	11.6	29	2	0	0	0.0	0	0
2021	Texans	15	12	23	171	7.4	29	0	0	0	0.0	0	0
NFL TOTALS		39	28	39	361	9.3	29	2	0	0	0.0	0	0

SINGLE-GAME HIGHS: RECEIVING

Receptions	5 vs. Tennessee Titans, Jan 03, 2021	Special Teams Tackles	1 at Jacksonville Jaguars, Nov 08, 2020 ...2 more at 1.
Receiving Yards	67 vs. Jacksonville Jaguars, Sep 12, 2021	Miscellaneous Tackles	1 at Baltimore Ravens, Sep 29, 2019
Longest Receptions	29 vs. Jacksonville Jaguars, Sep 12, 2021 ...1 more at 29.	Most TDs	1 vs. Tennessee Titans, Jan 03, 2021 ...1 more at 1.
Receiving TDs	1 vs. Tennessee Titans, Jan 03, 2021 ...1 more at 1.	Receiving Average	16.8 vs. Jacksonville Jaguars, Sep 12, 2021
All-Purpose Yards	67 vs. Jacksonville Jaguars, Sep 12, 2021		

2021 GAME-BY-GAME REGULAR-SEASON STATISTICS (TEXANS)

W	DATE	OPPONENT	P/S	RECEIVING					RUSHING					W/L	SCORE
				NO.	YDS.	AVG.	LG	TD	NO.	YDS.	AVG.	LG	TD		
01	09/12	Jaguars	S	4	67	16.8	29	0	0	0	0.0	0	0	W	37-21
02	09/19	at Browns	S	0	0	0.0	0	0	0	0	0.0	0	0	L	21-31
03	09/23	Panthers	S	0	0	0.0	0	0	0	0	0.0	0	0	L	9-24
04	10/03	at Bills	P	1	6	6.0	6	0	0	0	0.0	0	0	L	0-40
05	10/10	Patriots	S	2	22	11.0	15	0	0	0	0.0	0	0	L	22-25
06	10/17	at Colts	S	2	8	4.0	5	0	0	0	0.0	0	0	L	3-31
07	10/24	at Cardinals	S	3	11	3.7	5	0	0	0	0.0	0	0	L	5-31
08	10/31	Rams						INACTIVE					L	22-38	
09	11/07	at Dolphins						INACTIVE					L	9-17	
11	11/21	at Titans	S	2	10	5.0	8	0	0	0	0.0	0	0	W	22-13
12	11/28	Jets	P	0	0	0.0	0	0	0	0	0.0	0	0	L	14-21
13	12/05	Colts	P	4	23	5.8	12	0	0	0	0.0	0	0	L	0-31
14	12/12	Seahawks	S	0	0	0.0	0	0	0	0	0.0	0	0	L	13-33
15	12/19	at Jaguars	S	2	5	2.5	3	0	0	0	0.0	0	0	W	30-16
16	12/26	Chargers	S	2	10	5.0	6	0	0	0	0.0	0	0	W	41-29
17	01/02	at 49ers	S	1	9	9.0	9	0	0	0	0.0	0	0	L	7-23
18	01/09	Titans	S	0	0	0.0	0	0	0	0	0.0	0	0	L	25-28
2021 TOTALS			15-12	23	171	7.4	29	0	0	0	0.0	0	0	4-13	



REX BURKHEAD

RUNNING BACK

5-10 | 215 | NEBRASKA

HOMETOWN: PLANO, TEXAS | **AGE:** 31
9TH NFL SEASON | **1ST WITH TEXANS** | **ACQUIRED:** FA-'21
2021 GP/GS: 16/5 | **CAREER GP/GS (POST):** 99/14 (8/2)
TEAMS: CIN '13-16; NE '17-20; HOU '21



28

TRANSACTIONS: Selected by the Cincinnati Bengals with the 22nd pick of the sixth round (190th overall) in the 2013 NFL Draft...Signed by the New England Patriots as an unrestricted free agent on March 14, 2017...Re-signed by the Patriots on March 15, 2018...Signed by the Houston Texans as a free agent on June 1, 2021.

2021 (Houston 16/5):

- ✦ Played in all 16 games with a career-high five starts in his first season as a Texan, recording a career-high 427 rushing yards on 122 carries (3.5 avg.) with three touchdowns and catching 25 passes for 186 yards (7.4 avg.)
- ✦ Caught his first pass as a Texan for six yards in the season opener vs. Jacksonville (9/12)
- ✦ Led the team with 21 rushing yards on four carries (5.1 avg.) and rushed for a one-yard touchdown vs. the L.A. Rams (10/31), his first score as a Texan and 23rd touchdown of his career. Also caught three passes for 27 yards (9.0 avg.)
- ✦ Made his first start as a Texan and led the team with eight carries for 30 yards (3.8 avg.) vs. Indianapolis (12/5)
- ✦ Paced the Texans with 40 yards on 11 carries (3.6 avg.) and caught four passes for 26 yards (6.5 avg.) vs. Seattle (12/12)
- ✦ Rushed for a career-high 149 yards on 22 carries (6.8 avg.) and scored two touchdowns vs. the L.A. Chargers (12/26). Recorded a career-long run of 36 yards in the fourth quarter

2020 (New England 10/0):

- ✦ Appeared in 10 games and totaled 67 rushes for 274 yards (4.1 avg.), three touchdowns to go along with 25 receptions for 192 yards (7.7 avg.) and three receiving touchdowns
- ✦ Set a career high with three total touchdowns by way of two rushing scores and one receiving vs. Las Vegas (9/27). Totaled 49 rushing yards and 49 receiving yards in the contest
- ✦ Scored a one-yard touchdown as part of a Week 9 win at the N.Y. Jets (11/9). Also added 11 receiving yards and compiled 56 yards on the ground
- ✦ Caught two touchdown passes and ran for 31 yards on six carries (5.2 avg.) vs. Baltimore (11/15)
- ✦ Spent Weeks 12-17 on the Reserve/Injured list

2019 (New England 13/1, 1/0):

- ✦ Played in 13 games (one start), posting 65 rushing attempts for 302 yards (4.6 avg.) and three touchdowns

and caught 27 passes for 279 yards (10.3 avg.)

- ✦ Logged eight rushes for 44 yards (5.5 avg.) and five receptions for 41 yards (8.2 avg.) vs. Pittsburgh (9/8)
- ✦ Was a key contributor on offense at Miami (9/15) with five rushes for 21 yards (4.2 avg.) while adding two catches for 47 yards (23.5 avg.), including a career-long 32-yard reception in the fourth quarter
- ✦ Notched his first start of the year and tallied 11 carries for 47 yards (4.3 avg.) and a touchdown while also adding six receptions for 22 yards (3.7 avg.) vs. the N.Y. Jets (9/22)
- ✦ Rushed six times for 53 yards (8.8 avg.) including a career-long 33-yard touchdown in the fourth quarter at Cincinnati (12/15)
- ✦ Logged five rushes for 20 yards (4.0 avg.) and the game-winning touchdown in the fourth quarter of Week 16 vs. Buffalo (12/21). Also caught four passes for a career-high 77 receiving yards (19.3 avg.) in the game

2018 (New England 8/4, 3/1):

- ✦ Saw action in eight games (four starts) and totaled 57 rushing attempts for 186 yards (3.3 avg.) and 14 receptions for 131 yards (9.4 avg.) and one touchdown while also notching two special teams tackles
- ✦ Played in all three postseason contests with one start and posted 23 rushing attempts for 96 yards (4.2 avg) and three touchdowns and seven receptions for 45 yards (6.4 avg.)
- ✦ Opened the season vs. Houston (9/9), finishing with a team-high 18 carries for 64 yards (3.6 avg.)
- ✦ Spent Weeks 4-12 on the Reserve/Injured list
- ✦ Scored his first touchdown of the season on an 18-yard touchdown pass from QB Tom Brady vs. the N.Y. Jets (12/30)
- ✦ Rushed four times for 12 yards (3.0 avg.), including a six-yard touchdown run in the AFC Divisional Round game vs. the L.A. Chargers (1/13/19)
- ✦ Totaled four catches for 23 yards (5.8 avg.) and rushed 12 times for 41 yards (3.4 avg.), which included a go-ahead touchdown run late in the fourth quarter and the game-winning two-yard touchdown rush in overtime of the AFC Championship Game at Kansas City (1/20/19)
- ✦ Logged seven rushes for 43 yards (6.1 avg.) and also added two receptions for 15 yards (7.5 avg.) in the Super Bowl LIII victory vs. the L.A. Rams (2/3/19)

2017 (New England 10/3, 2/0):

- ✦ Appeared in 10 games (three starts), registering 64 rushing attempts for 264 yards (4.1 avg.) and five rushing touchdowns and caught 30 passes for 254 yards (8.5 avg.)

with three touchdowns. Also tallied four special teams tackles and a blocked punt

- ✦ Caught three passes for 41 yards (13.7 avg.), including a 19-yard touchdown at New Orleans (9/17)
- ✦ Led the team in receptions when he caught all seven of his targets for 68 yards (9.7 avg.), while adding 15 rushing yards and a tackle on special teams vs. the L.A. Chargers (10/29)
- ✦ Contributed 10 rushes for 36 yards (3.6 yards) and three receptions for 27 yards (9.0 avg.), including a 14-yard touchdown reception at Denver (11/12). Also assisted on special teams with the first blocked punt of his career and the first by a Patriot since 2014
- ✦ Rushed 13 times for 50 yards (3.8 avg.) and scored his first rushing touchdown as a Patriot on a two-yard run in the first quarter vs. Miami (11/26). Also logged a one-yard touchdown reception in the contest
- ✦ Scored two touchdowns for the second straight game at Buffalo (12/3) after tallying two rushing scores and 103 yards from scrimmage (78 rushing yards and 25 receiving yards)
- ✦ Started and scored a touchdown for the third consecutive game on a three-yard run at Miami (12/11) while also posting five catches for 45 yards (9.0 avg.)
- ✦ Produced his fourth straight game with a touchdown when he scored on a one-yard rush at Pittsburgh (12/17)

2016 (Cincinnati 16/1):

- ✦ Played in all 16 games (one start) and accumulated 74 rushing attempts for 344 yards (4.6 avg.) and two touchdowns. Also posted 17 receptions for 145 yards (8.5 avg.) and made 12 special teams tackles
- ✦ Made his first career regular season start at running back vs. Baltimore (1/1/17) and had career highs with 27 rushing attempts for 119 yards (4.4 avg.) and two touchdowns

2015 (Cincinnati 16/0, 1/0):

- ✦ Saw action in all 16 games and registered 10 receptions for 94 yards (9.4 avg.), one receiving touchdown, four rushing yards and 11 special teams tackles

2014 (Cincinnati 9/0, 1/1):

- ✦ Appeared in nine games and registered nine rushing attempts for 27 yards (3.0 avg.) and a touchdown to go along with seven receptions for 49 yards (7.0 avg.). Also produced four special teams tackles

2013 (Cincinnati 1/0, 0/0):

- ✦ Inactive in Weeks 1-9 and 11-17
- ✦ Saw action in his first NFL game at Baltimore (11/10)

COLLEGE:

- ✦ Played four seasons (2009-12) at the University of Nebraska in Lincoln, Neb.
- ✦ Appeared in 44 games (22 starts), amassing 3,329 rushing yards, 30 rushing touchdowns, 507 receiving yards and five receiving touchdowns over his collegiate career
- ✦ Saw action in eight games as a senior (2012) and logged 98 rushing attempts for 675 yards (6.9 avg.) and five touchdowns with 11 receptions for 92 yards (8.4 avg.) and two touchdowns
- ✦ Earned First-Team All-Big Ten honors in his junior season (2011) after posting 1,534 yards from scrimmage (1,357 rushing and 177 receiving) with 17 total touchdowns (15 rushing and two receiving)
- ✦ Played in all 14 games (two starts) and earned honorable-mention All-Big 12 honors in his sophomore year (2010), as he finished with 951 rushing yards and seven touchdowns, while averaging 5.5 yards per carry
- ✦ Was one-of-six true freshmen to see action, finishing as the Cornhuskers' second-leading rusher with 346 yards and three touchdowns, despite playing in just nine games in 2009

PERSONAL:

- ✦ Attended Plano (Texas) High School
- ✦ Named Dallas Morning News' All-Area Offensive Player of the Year after helping Plano to a 10-2 record and the Class 5A state playoffs in 2008, rushing for 1,762 yards and 28 touchdowns. He also caught 42 passes for 594 yards (14.1 avg.) and five touchdowns
- ✦ Was also a basketball standout, earning first-team all-district honors as a junior and senior. Averaged 15.1 points, 5.2 rebounds and 2.6 assists as a senior and was part of a Class 5A state title in 2006
- ✦ Serves on the board of directors of the "Team Jack Foundation," named after Jack Hoffman, a massive Cornhusker fan who Burkhead formed a close bond with after Hoffman had been diagnosed with brain cancer in 2011 when he was five. The foundation has raised more than \$8 million dollars to fight pediatric brain cancer since 2013
- ✦ Named after 1980s University of Kentucky basketball star Rex Chapman. Rex was born in Kentucky and his father had played in high school against Chapman, who went on to a 13-year career in the NBA

TEXANS BIOS

REX BURKHEAD'S NFL REGULAR SEASON RUSHING/RECEIVING STATISTICS

DATE	TEAM	RUSHING							RECEIVING				
		GP	GS	NO.	YDS.	AVG.	LG	TD	NO.	YDS.	AVG.	LG	TD
2013	Bengals	1	0	0	0	0.0	0	0	0	0	0.0	0	0
2014	Bengals	9	0	9	27	3.0	10t	1	7	49	7.0	15	0
2015	Bengals	16	0	4	4	1.0	2	0	10	94	9.4	27	1
2016	Bengals	16	1	74	344	4.6	17	2	17	145	8.5	18	0
2017	Patriots	10	3	64	264	4.1	31	5	30	254	8.5	23	3
2018	Patriots	8	4	57	186	3.3	12	0	14	131	9.4	25	1
2019	Patriots	13	1	65	302	4.6	33t	3	27	279	10.3	32	0
2020	Patriots	10	0	67	274	4.1	18	3	25	192	7.7	24t	3
2021	Texans	16	5	122	427	3.5	36	3	25	186	7.4	20	0
NFL TOTALS		99	14	462	1,828	4.0	36	17	155	1,330	8.6	32	8

REX BURKHEAD'S NFL POSTSEASON RUSHING/RECEIVING STATISTICS

DATE	TEAM	RUSHING							RECEIVING				
		GP	GS	NO.	YDS.	AVG.	LG	TD	NO.	YDS.	AVG.	LG	TD
2013	Bengals	0	0	0	0	0.0	0	0	0	0	0.0	0	0
2014	Bengals	1	1	1	23	23.0	23	0	3	34	11.3	26	0
2015	Bengals	1	0	1	4	4.0	4	0	1	5	5.0	5	0
2017	Patriots	2	0	4	23	5.8	9	0	1	46	46.0	46	0
2018	Patriots	3	1	23	96	4.2	26	3	7	45	6.4	8	0
2019	Patriots	1	0	3	4	1.3	4	0	3	32	10.7	12	0
NFL TOTALS		8	2	32	150	4.7	26	3	15	162	10.8	46	0

SINGLE-GAME HIGHS: RUSHING/RECEIVING

Rush Attempts	27 vs. Baltimore Ravens, Jan 01, 2017	Kickoff Returns	2 vs. Buffalo Bills, Nov 20, 2016
Rushing Yards	149 vs. Los Angeles Chargers, Dec 26, 2021		...1 more at 2.
Longest Runs	36 vs. Los Angeles Chargers, Dec 26, 2021	Kickoff Return Yards	40 vs. Denver Broncos, Sep 25, 2016
Rushing TDs	2 vs. Los Angeles Chargers, Dec 26, 2021	Longest Kickoff Return	26 vs. Buffalo Bills, Nov 20, 2016
	...3 more at 2.	Fair Catches	1 vs. Dallas Cowboys, Nov 24, 2019
Receptions	7 vs. Las Vegas Raiders, Sep 27, 2020	Special Teams Tackles	3 at New York Giants, Nov 14, 2016
	...1 more at 7.	Miscellaneous Tackles	1 vs. Buffalo Bills, Dec 23, 2018
Receiving Yards	77 vs. Buffalo Bills, Dec 21, 2019		...1 more at 1.
Longest Receptions	32 at Miami Dolphins, Sep 15, 2019	Most TDs	3 vs. Las Vegas Raiders, Sep 27, 2020
Receiving TDs	2 vs. Baltimore Ravens, Nov 15, 2020	Rushing Average	6.8 vs. Los Angeles Chargers, Dec 26, 2021
All-Purpose Yards	149 vs. Los Angeles Chargers, Dec 26, 2021	Receiving Average	19.3 vs. Buffalo Bills, Dec 21, 2019

SINGLE-GAME HIGHS - POSTSEASON: RUSHING/RECEIVING

Rush Attempts	12 at Kansas City Chiefs, Jan 20, 2019	Receiving Yards	46 vs. Philadelphia Eagles, Feb 04, 2018
Rushing Yards	43 at Los Angeles Rams, Feb 03, 2019	Longest Receptions	46 vs. Philadelphia Eagles, Feb 04, 2018
Longest Runs	26 at Los Angeles Rams, Feb 03, 2019	All-Purpose Yards	64 at Kansas City Chiefs, Jan 20, 2019
Rushing TDs	2 at Kansas City Chiefs, Jan 20, 2019	Special Teams Tackles	1 vs. Tennessee Titans, Jan 04, 2020
Receptions	4 at Kansas City Chiefs, Jan 20, 2019		...2 more at 1.
		Most TDs	2 at Kansas City Chiefs, Jan 20, 2019

100-YARD RUSHING GAMES (2): REGULAR SEASON

DATE	TEAM	ATT.	YDS.	AVG.	LG	TD
01/01/17	RAVENS	27	119	4.4	17	2
12/26/21	CHARGERS	22	149	6.8	36	2

TEXANS BIOS

2021 GAME-BY-GAME REGULAR-SEASON STATISTICS (TEXANS)

W	DATE	OPPONENT	P/S	RUSHING					RECEIVING					W/L	SCORE
				NO.	YDS.	AVG.	LG	TD	NO.	YDS.	AVG.	LG	TD		
01	09/12	Jaguars	P	0	0	0.0	0	0	1	6	6.0	6	0	W	37-21
02	09/19	at Browns	P	0	0	0.0	0	0	0	0	0.0	0	0	L	21-31
03	09/23	Panthers	P	0	0	0.0	0	0	1	5	5.0	5	0	L	9-24
04	10/03	at Bills	P	1	-1	-1.0	-1	0	0	0	0.0	0	0	L	0-40
05	10/10	Patriots							INACTIVE					L	22-25
06	10/17	at Colts	P	0	0	0.0	0	0	0	0	0.0	0	0	L	3-31
07	10/24	at Cardinals	P	0	0	0.0	0	0	0	0	0.0	0	0	L	5-31
08	10/31	Rams	P	4	21	5.3	14	1	3	27	9.0	10	0	L	22-38
09	11/07	at Dolphins	P	2	9	4.5	8	0	0	0	0.0	0	0	L	9-17
11	11/21	at Titans	P	18	40	2.2	9	0	0	0	0.0	0	0	W	22-13
12	11/28	Jets	P	12	27	2.3	10	0	3	27	9.0	20	0	L	14-21
13	12/05	Colts	S	8	30	3.8	7	0	1	15	15.0	15	0	L	0-31
14	12/12	Seahawks	S	11	40	3.6	10	0	4	26	6.5	11	0	L	13-33
15	12/19	at Jaguars	P	16	41	2.6	8	0	1	6	6.0	6	0	W	30-16
16	12/26	Chargers	S	22	149	6.8	36	2	2	0	0.0	4	0	W	41-29
17	01/02	at 49ers	S	16	47	2.9	8	0	6	32	5.3	9	0	L	7-23
18	01/09	Titans	S	12	24	2.0	6	0	3	42	14.0	20	0	L	25-28
2021 TOTALS			16-5	122	427	3.5	36	3	25	186	7.4	20	0	4-13	



RON'DELL CARTER

DEFENSIVE LINEMAN

6-3 | 269 | JAMES MADISON

HOMETOWN: BALTIMORE, MD. | AGE: 24
 2ND NFL SEASON | 1ST WITH TEXANS | ACQUIRED: FA-'21
 2021 GP/GS: 1/0 | CAREER GP/GS: 4/0
 TEAMS: DAL '20; IND '20; ARI '21; HOU '21



75

TRANSACTIONS: Signed as a college free agent by the Dallas Cowboys on April 27, 2020...Waived by the Cowboys on Sept. 5, 2020...Signed to the Cowboys practice squad on Sept. 6, 2020...Signed to the Indianapolis Colts active roster on Sept. 30, 2020...Waived by the Colts on Nov. 10, 2020...Claimed off waivers by the Cowboys on Nov. 11, 2020...Signed a contract extension with the Cowboys on March 10, 2021...Waived by the Cowboys on Aug. 30, 2021...Signed to the Arizona Cardinals practice squad on Sept. 3, 2021...Signed with the Houston Texans on Dec. 21, 2021...Placed on the Reserve/COVID-19 List on Dec. 29, 2021...Activated from the Reserve/COVID-19 List on Jan. 5, 2022.

2021 (Houston 1/0):

- ✔ Made his Texans debut vs. the L.A. Chargers (12/26), earning snaps on defense and special teams

2020 (Dallas 3/0):

- ✔ Played in three games for the Cowboys and recorded one special teams tackle

COLLEGE:

- ✔ Played 44 games (29 starts) in three seasons (2017-19) at James Madison University in Harrisonburg, Va., recording 152 tackles (69 solo), 48 tackles for loss, 23.5 sacks, two

- forced fumbles and one fumble recovery
- ✔ Started in all 16 games and had 66 tackles, 27 tackles for loss and 12 sacks (tied for third-most in JMU single season history) in his redshirt senior season while being named a consensus first-team All-American and the Phil Steele FCS National Defensive Player of the Year
- ✔ Recorded 58 tackles, 13 tackles for loss and 7.5 sacks as a First Team All-CAA defensive lineman in his redshirt junior season, starting in all 13 games
- ✔ Transferred to JMU his redshirt sophomore season and played in 15 games while logging 28 tackles and 4.0 sacks
- ✔ Spent two seasons at Rutgers and appeared in five games making two tackles, half a tackle for loss and half a sack

PERSONAL:

- ✔ Attended Long Reach High School in Colombia, Md., playing primarily at defensive end and tight end
- ✔ Rated as a three-star recruit and top-30 player from the state of Maryland and was a first-team All-Howard County tight end as a senior and a first-team defensive end as a junior
- ✔ Competed in shot put for track & field and played basketball in high school

RON'DELL CARTER'S NFL REGULAR SEASON DEFENSIVE STATISTICS

DATE	TEAM	GP	GS	TACKLES							INTERCEPTIONS					FUMBLES					ST				MISC			
				TK	S	A	TFL	YDS	SK	YDS	QBH	NO	YDS	LG	TD	PD	FF	FR	TD	YDS	TK	S	A	FF	FR	S	A	
2020	Cowboys	3	0	0	0	0	0	0	0	0.0	0.0	0	0	0	0	0	0	0	0	0	0	1	0	1	0	0	0	0
2020	Colts	0	0	0	0	0	0	0	0	0.0	0.0	0	0	0	0	0	0	0	0	0	0	0	0	0	0	0	0	0
2020	TOTAL	3	0	0	0	0	0	0	0	0.0	0.0	0	0	0	0	0	0	0	0	0	0	1	0	1	0	0	0	0
2021	Cardinals	0	0	0	0	0	0	0	0	0.0	0.0	0	0	0	0	0	0	0	0	0	0	0	0	0	0	0	0	0
2021	Texans	1	0	0	0	0	0	0	0	0.0	0.0	0	0	0	0	0	0	0	0	0	0	0	0	0	0	0	0	0
2021	TOTAL	1	0	0	0	0	0	0	0	0.0	0.0	0	0	0	0	0	0	0	0	0	0	0	0	0	0	0	0	0
NFL TOTALS		4	0	0	0	0	0	0	0	0.0	0.0	0	0	0	0	0	0	0	0	0	0	1	0	1	0	0	0	0

SINGLE-GAME HIGHS: DEFENSIVE

Special Teams Tackles

1 at New York Giants, Jan 03, 2021

TEXANS BIOS

2020 GAME-BY-GAME REGULAR-SEASON STATISTICS (COWBOYS/COLTS)

W	DATE	OPPONENT	P/S	TACKLES							INTERCEPTIONS					FUMBLES			ST				MISC		W/L	SCORE			
				TK	S	A	SK	YDS	TFL	YDS	QBH	NO	YDS	LG	TD	PD	FF	FR	TD	YDS	TK	S	A	FF			FR	S	A
01	09/13	at Rams																										L	17-20
02	09/20	Falcons																										W	40-39
03	09/27	at Seahawks																										L	31-38
Went from Cowboys to Colts .																													
04	10/04	at Bears																										W	19-11
05	10/11	at Browns																										L	23-32
06	10/18	Bengals																										W	31-27
08	11/01	at Lions																										W	41-21
09	11/08	Ravens																										L	10-24
Went from Colts to Cowboys .																													
11	11/22	at Vikings																										W	31-28
12	11/26	Washington																										L	16-41
13	12/08	at Ravens																										L	17-34
14	12/13	at Bengals	P	0	0	0	0.0	0.0	0	0	0	0	0	0	0	0	0	0	0	0	0	0	0	0	0	0	0	W	30-7
15	12/20	49ers																										W	41-33
16	12/27	Eagles	P	0	0	0	0.0	0.0	0	0	0	0	0	0	0	0	0	0	0	0	0	0	0	0	0	0	0	W	37-17
17	01/03	at Giants	P	0	0	0	0.0	0.0	0	0	0	0	0	0	0	0	0	0	0	0	1	0	1	0	0	0	0	L	19-23
2020 TOTALS			3-0	0	0	0	0.0	0.0	0	0	0	0	0	0	0	0	0	0	0	0	0	0	0	0	0	0	8-7		

2021 GAME-BY-GAME REGULAR-SEASON STATISTICS (CARDINALS/TEXANS)

W	DATE	OPPONENT	P/S	TACKLES							INTERCEPTIONS					FUMBLES			ST				MISC		W/L	SCORE			
				TK	S	A	SK	YDS	TFL	YDS	QBH	NO	YDS	LG	TD	PD	FF	FR	TD	YDS	TK	S	A	FF			FR	S	A
01	09/12	at Titans																										W	38-13
02	09/19	Vikings																										W	34-33
03	09/26	at Jaguars																										W	31-19
04	10/03	at Rams																										W	37-20
05	10/10	49ers																										W	17-10
06	10/17	at Browns																										W	37-14
07	10/24	Texans																										W	31-5
08	10/28	Packers																										L	21-24
09	11/07	at 49ers																										W	31-17
10	11/14	Panthers																										L	10-34
11	11/21	at Seahawks																										W	23-13
13	12/05	at Bears																										W	33-22
14	12/13	Rams																										L	23-30
15	12/19	at Lions																										L	12-30
Went from Cardinals to Texans .																													
16	12/26	Chargers	P	0	0	0	0.0	0.0	0	0	0	0	0	0	0	0	0	0	0	0	0	0	0	0	0	0	0	W	41-29
17	01/02	at 49ers																										L	7-23
18	01/09	Titans																										L	25-28
2021 TOTALS			1-0	0	0	0	0.0	0.0	0	0	0	0	0	0	0	0	0	0	0	0	0	0	0	0	0	0	11-6		



GERON CHRISTIAN SR.

OFFENSIVE LINEMAN

6-6 | 315 | LOUISVILLE

HOMETOWN: OCALA, FLA. | AGE: 25

4TH NFL SEASON | 1ST WITH TEXANS | ACQUIRED: W-'21 (WFT)

2021 GP/GS: 14/8 | CAREER GP/GS: 38/16

TEAMS: WAS '18-20; HOU '21



72

TRANSACTIONS: Selected by the Washington Football Team with the 10th pick in the third round (74th overall) of the 2018 NFL Draft...Waived by Washington on May 20, 2021...Claimed off waivers by the Houston Texans on May 21, 2021...Placed on the Reserve/COVID-19 List on July 27, 2021...Activated from the Reserve/COVID-19 List on Aug. 10, 2021.

2021 (Houston 14/8):

- ✦ Played in 14 games with a career-high eight starts at left tackle in his first season as a Texan, earning snaps in relief of injured OL Laremy Tunsil
- ✦ Appeared in his first game as a Texan in the season opener vs. Jacksonville (9/12) and helped the offense score 37 points, the highest Week 1 point total in franchise history
- ✦ Played in relief of injured OL Laremy Tunsil and blocked for QB Davis Mills vs. New England (10/10), helping him become the first rookie quarterback in NFL history to finish a game with 300-plus passing yards, three-plus passing touchdowns and a passer rating of 140.0 or higher
- ✦ Made his first start of the season at Indianapolis (10/17), blocking for a rushing attack that combined for 124 yards on the ground and averaged 4.3 yards per carry
- ✦ Blocked for QB Davis Mills vs. the L.A. Rams (10/31) as he threw for 310 yards and completed 29-of-38 passes (76.3 percent), the best completion percentage of his career
- ✦ Helped pave the way for a rushing attack that gained a season-high 189 yards and two touchdowns on the ground, averaging 5.3 yards per carry vs. the L.A. Chargers (12/26)

2020 (Washington 6/6, 0/0):

- ✦ Started the first six games of the season at left tackle before suffering a knee injury
- ✦ Placed on the Reserve/Injured list prior to Week 11

2019 (Washington 16/2):

- ✦ Played in 16 games with two starts in his second season
- ✦ Made his first career start as an extra offensive lineman vs. New England (10/6)

- ✦ Did not give up a sack and contributed to an offense that recorded three touchdowns and 362 total yards vs. Philadelphia (12/15)

2018 (Washington 2/0):

- ✦ Appeared in two games during his rookie season at both left and right tackle
- ✦ Was inactive in Weeks 1-8
- ✦ Made NFL debut and saw action at both tackle positions vs. Atlanta (11/4)
- ✦ Placed on the Reserve/Injured list prior to Week 11

COLLEGE:

- ✦ Played three seasons (2015-17) at the University of Louisville (Ky.)
- ✦ Started in all 39 games he played in with the Cardinals
- ✦ As a junior in 2017, he started all 13 games and was an integral part in Louisville finishing third in the nation in total offense (544.9 yards per game) and 11th in the nation in scoring offense (38.1 points per game), ranking atop the ACC in both categories
- ✦ Was a third-team All-ACC selection as a sophomore (2016) after starting all 13 games and helping QB Lamar Jackson become Louisville's first Heisman Trophy winner and the youngest in the award's history
- ✦ Earned Honorable Mention All-ACC honors as a freshman (2015) when he was the lone offensive lineman to start all 13 games for the Cardinals

PERSONAL:

- ✦ Attended Trinity Catholic High School in Ocala, Fla.
- ✦ Spent his first two years at Forest High School and his junior year at West Port High School, which are both in Ocala
- ✦ Named a Class 3A all-state selection in his lone season at Trinity Catholic
- ✦ Averaged a double-double on the basketball court at Trinity, averaging 14 points per game and 13 rebounds per game
- ✦ Brother, Gerald Jr., played tight end at Louisville from 2013-14

TEXANS BIOS

GERON CHRISTIAN SR.'S NFL REGULAR SEASON STATISTICS

DATE	TEAM	GP	GS
2018	Washington	2	0
2019	Washington	16	2
2020	Washington	6	6
2021	Texans	14	8
NFL TOTALS		38	16

GERON CHRISTIAN SR.'S NFL POSTSEASON STATISTICS

DATE	TEAM	GP	GS
2020	Washington	0	0
NFL TOTALS		0	0

2021 GAME-BY-GAME REGULAR-SEASON STATISTICS (TEXANS)

W	DATE	OPPONENT	P/S	W/L	SCORE
01	09/12	Jaguars	P	W	37-21
02	09/19	at Browns	P	L	21-31
03	09/23	Panthers		L	9-24
04	10/03	at Bills		L	0-40
05	10/10	Patriots	P	L	22-25
06	10/17	at Colts	S	L	3-31
07	10/24	at Cardinals	S	L	5-31
08	10/31	Rams	S	L	22-38
09	11/07	at Dolphins	S	L	9-17
11	11/21	at Titans	S	W	22-13
12	11/28	Jets	P	L	14-21
13	12/05	Colts		L	0-31
14	12/12	Seahawks	P	L	13-33
15	12/19	at Jaguars	S	W	30-16
16	12/26	Chargers	S	W	41-29
17	01/02	at 49ers	S	L	7-23
18	01/09	Titans	P	L	25-28
2021 TOTALS			14-8	4-13	



MALIEK COLLINS

DEFENSIVE LINEMAN

6-2 | 310 | NEBRASKA

HOMETOWN: KANSAS CITY, MO. | AGE: 26

6TH NFL SEASON | 1ST WITH TEXANS | ACQUIRED: UFA-'21 (LV)

2021 GP/GS: 15/15 | CAREER GP/GS (POST): 88/81 (3/3)

TEAMS: DAL '16-'19; LV '20; HOU '21



97

TRANSACTIONS: Selected by the Dallas Cowboys with the fourth pick of the third round (67th overall) of the 2016 NFL Draft...Signed by the Las Vegas Raiders as an unrestricted free agent on March 22, 2020...Signed by the Houston Texans as an unrestricted free agent on March 23, 2021...Placed on the Reserve/COVID-19 List on Dec. 20, 2021...Activated from the Reserve/COVID-19 List on Dec. 31, 2021.

2021 (Houston 15/15):

- ✦ Started all 15 games he played in during his first season as a Texan, amassing a career-high 28 tackles (18 solo) and nine tackles for loss and tallying 2.5 sacks, seven quarterback hits, one fumble recovery and his first career interception
- ✦ Made his first start as a Texan and recorded one solo tackle in the season opener vs. Jacksonville (9/12)
- ✦ Notched his first tackle for loss as a Texan and two solo tackles at Cleveland (9/19)
- ✦ Logged his first sack as a Texan at Arizona (10/24), dropping QB Kyler Murray for a loss of 10 yards
- ✦ Recorded two tackles, half a sack, one fumble recovery and his first career interception at Miami (11/7). Intercepted a pass from QB Jacoby Brissett near the line of scrimmage in the third quarter
- ✦ Finished with three tackles (two solo), a quarterback hit and a season-high two tackles for loss at Tennessee (11/21)
- ✦ Posted two tackles (one solo), 1.0 sack, two quarterback hits and one tackle for loss vs. Tennessee (1/9/22). Sacked QB Ryan Tannehill for a loss of six yards

2020 (Las Vegas 12/11):

- ✦ Appeared in 12 games (11 starts), recording 15 total tackles (eight solo) and one quarterback hit
- ✦ Started at defensive tackle in his Raiders debut and recorded two tackles (one solo) at Carolina (9/13)
- ✦ Spent three weeks (13-15) on the Reserve/Injured list

2019 (Dallas 16/16):

- ✦ Started all 16 games and recorded 20 total tackles (13 solo), 4.0 sacks, 10 quarterback hits, six tackles for loss and one fumble recovery
- ✦ Started and registered his first sack of the season for a loss of eight yards vs. Minnesota (9/22)
- ✦ Recorded a sack in consecutive games, taking down Saints QB Teddy Bridgewater for a loss of nine yards at New Orleans (9/29)
- ✦ Tallied a season-high five total tackles (two solo) and added one fumble recovery vs. Philadelphia (10/20)

- ✦ Registered a sack by taking down Patriots QB Tom Brady for a loss of six yards at New England (11/24)

2018 (Dallas 13/9, 2/2):

- ✦ Appeared in 13 games (nine starts), totaling 19 tackles (12 solo), 3.0 sacks, eight quarterback hits, five tackles for loss and one fumble recovery
- ✦ Notched his first sack of the season at Carolina (9/9)
- ✦ Added a sack for a loss of eight yards vs. Jacksonville (10/14) after returning from injury
- ✦ Recorded his second game of the season with multiple quarterback hits and logged 1.0 sack vs. Tampa Bay (12/23)
- ✦ Sacked Seahawks QB Russell Wilson for a seven-yard loss in the Wild Card Round game vs. Seattle (1/5/19)

2017 (Dallas 16/16):

- ✦ Started all 16 games for the first time in his career and notched 22 total tackles (10 solo), 2.5 sacks, nine quarterback hits, four tackles for loss and two fumble recoveries
- ✦ Contributed 2.0 sacks in a game for the second time in his career at Arizona (9/25)
- ✦ Logged two quarterback hits and a fumble recovery vs. Washington (11/30)

2016 (Dallas 16/14, 1/1):

- ✦ Saw action in all 16 regular season games (14 starts) and finished second on the team with a single-season career-high 5.0 sacks as a rookie. Also added 23 total tackles (17 solo), 13 quarterback hits, five tackles for loss, one forced fumble and one fumble recovery
- ✦ Tallied 2.0 sacks in a game for the first time in his career at Cleveland (11/6)
- ✦ Added one solo tackle, 1.0 sack, two quarterback hits, one forced fumble and one fumble recovery vs. Tampa Bay (12/18)
- ✦ Logged three quarterback hits and 1.0 sack vs. Detroit (12/26)

COLLEGE:

- ✦ Played three seasons (2013-15) at the University of Nebraska in Lincoln, Neb.
- ✦ Appeared in 38 contests (26 starts), totaling 86 tackles, 21.5 tackles for loss, eight sacks, one pass defended and one forced fumble
- ✦ Named a two-time second-team All-Big Ten selection from 2014-15
- ✦ Played in 13 games with 12 starts as a junior (2015), totaling 29 tackles, seven tackles for loss and 2.5 sacks

TEXANS BIOS

- As a sophomore (2014), started 13 games and led the Cornhuskers in tackles for loss with 14, while ranking second on the team with 4.5 sacks while also adding 45 tackles
- Played in 12 games with one start as a freshman (2013) and recorded 12 tackles

PERSONAL:

- Attended Kansas City (Mo.) Center High School

- First-team Class 3A all-state pick by the Missouri High School Coaches Association as a senior
- Standout wrestler who won the Missouri Class 2A state championship with a perfect 48-0 record in his senior season
- Volunteered his time with Uplifting Athletes, Make-A-Wish, Mad Dads, Madonna Rehabilitation Center and made local hospital visits in college

MALIEK COLLINS' NFL REGULAR SEASON DEFENSIVE STATISTICS

DATE	TEAM	GP	GS	TACKLES								INTERCEPTIONS					FUMBLES				ST				MISC				
				TK	S	A	TFL	YDS	SK	YDS	QBH	NO	YDS	LG	TD	PD	FF	FR	TD	YDS	TK	S	A	FF	FR	S	A		
2016	Cowboys	16	14	23	17	6	5	37	5.0	36.0	14	0	0	0	0	0	1	1	0	0	0	0	0	0	0	0	0	0	0
2017	Cowboys	16	16	22	10	12	4	13	2.5	15.0	25	0	0	0	0	0	0	2	0	6	0	0	0	0	0	0	0	0	
2018	Cowboys	13	9	19	12	7	5	33	3.0	24.0	20	0	0	0	0	0	0	1	0	0	0	0	0	0	0	0	0	0	
2019	Cowboys	16	16	20	15	5	6	40	4.0	32.0	26	0	0	0	0	0	0	1	0	0	0	0	0	0	0	0	0	0	
2020	Raiders	12	11	15	8	7	0	0	0.0	0.0	1	0	0	0	0	0	0	0	0	0	0	0	0	0	0	0	0	0	
2021	Texans	15	15	28	18	10	9	29	2.5	22.0	7	1	0	0	0	1	0	1	0	0	0	0	0	0	0	0	0	0	
NFL TOTALS		88	81	127	80	47	29	152	17.0	129.0	93	1	0	0	0	1	1	6	0	6	0	0	0	0	0	0	0	0	

MALIEK COLLINS' NFL POSTSEASON DEFENSIVE STATISTICS

DATE	TEAM	GP	GS	TACKLES								INTERCEPTIONS					FUMBLES				ST				MISC			
				TK	S	A	TFL	YDS	SK	YDS	QBH	NO	YDS	LG	TD	PD	FF	FR	TD	YDS	TK	S	A	FF	FR	S	A	
2016	Cowboys	1	1	0	0	0	0	0	0.0	0.0	1	0	0	0	0	0	0	0	0	0	0	0	0	0	0	0	0	0
2018	Cowboys	2	2	10	6	4	2	8	1.0	7.0	1	0	0	0	0	0	0	0	0	0	0	0	0	0	0	0	0	0
NFL TOTALS		3	3	10	6	4	2	8	1.0	7.0	2	0	0	0	0	0	0	0	0	0	0	0	0	0	0	0	0	0

SINGLE-GAME HIGHS: DEFENSIVE

Total Tackles	6 vs. Philadelphia Eagles, Oct 20, 2019 ...1 more at 6.	Fumble Recoveries	1 at Miami Dolphins, Nov 07, 2021 ...5 more at 1.
Sacks	2.0 at Arizona Cardinals, Sep 25, 2017 ...1 more at 2.0.	Tackles For Loss	2 at Tennessee Titans, Nov 21, 2021
Passes Defensed	1 at Miami Dolphins, Nov 07, 2021 ...1 more at 1.	Interceptions	1 at Miami Dolphins, Nov 07, 2021
Forced Fumbles	1 vs. Tampa Bay Buccaneers, Dec 18, 2016		

SINGLE-GAME HIGHS - POSTSEASON: DEFENSIVE

Total Tackles	3 at Los Angeles Rams, Jan 12, 2019 ...1 more at 3.	Tackles For Loss	1 at Los Angeles Rams, Jan 12, 2019
Sacks	1.0 vs. Seattle Seahawks, Jan 05, 2019		

TEXANS BIOS

2021 GAME-BY-GAME REGULAR-SEASON STATISTICS (TEXANS)

W	DATE	OPPONENT	P/S	TACKLES							INTERCEPTIONS					FUMBLES				ST				MISC		W/L	SCORE				
				TK	S	A	SK	YDS	TFL	YDS	QBH	NO	YDS	LG	TD	PD	FF	FR	TD	YDS	TK	S	A	FF	FR			S	A		
01	09/12	Jaguars	S	1	1	0	0.0	0.0	0	0	0	0	0	0	0	0	0	0	0	0	0	0	0	0	0	0	0	0	0	W	37-21
02	09/19	at Browns	S	1	1	0	0.0	0.0	1	0	0	0	0	0	0	0	0	0	0	0	0	0	0	0	0	0	0	0	L	21-31	
03	09/23	Panthers	S	4	3	1	0.0	0.0	0	0	0	0	0	0	0	0	0	0	0	0	0	0	0	0	0	0	0	L	9-24		
04	10/03	at Bills	S	1	0	1	0.0	0.0	0	0	1	0	0	0	0	0	0	0	0	0	0	0	0	0	0	0	0	L	0-40		
05	10/10	Patriots	S	4	2	2	0.0	0.0	0	0	0	0	0	0	0	0	0	0	0	0	0	0	0	0	0	0	0	L	22-25		
06	10/17	at Colts	S	0	0	0	0.0	0.0	0	0	1	0	0	0	0	0	0	0	0	0	0	0	0	0	0	0	0	L	3-31		
07	10/24	at Cardinals	S	1	1	0	1.0	10.0	1	10	1	0	0	0	0	0	0	0	0	0	0	0	0	0	0	0	0	L	5-31		
08	10/31	Rams	S	2	1	1	0.0	0.0	1	2	0	0	0	0	0	0	0	0	0	0	0	0	0	0	0	0	L	22-38			
09	11/07	at Dolphins	S	2	0	2	0.5	6.0	0	0	1	1	0	0	0	1	0	1	0	0	0	0	0	0	0	0	L	9-17			
11	11/21	at Titans	S	3	2	1	0.0	0.0	2	4	1	0	0	0	0	0	0	0	0	0	0	0	0	0	0	0	W	22-13			
12	11/28	Jets	S	2	2	0	0.0	0.0	1	3	0	0	0	0	0	0	0	0	0	0	0	0	0	0	0	0	L	14-21			
13	12/05	Colts	S	4	3	1	0.0	0.0	1	3	0	0	0	0	0	0	0	0	0	0	0	0	0	0	0	0	L	0-31			
14	12/12	Seahawks	S	1	1	0	0.0	0.0	1	1	0	0	0	0	0	0	0	0	0	0	0	0	0	0	0	0	L	13-33			
15	12/19	at Jaguars																									W	30-16			
16	12/26	Chargers																									W	41-29			
17	01/02	at 49ers																									L	7-23			
18	01/09	Titans	S	2	1	1	1.0	6.0	1	6	2	0	0	0	0	0	0	0	0	0	0	0	0	0	0	0	L	25-28			
2021 TOTALS			14-14	28	18	10	2.5	22.0	9	29	7	1	0	0	0	1	0	1	0	0	0	0	0	0	0	0	0	4-13			



NICO COLLINS

WIDE RECEIVER

6-4 | 215 | MICHIGAN

HOMETOWN: BIRMINGHAM, ALA. | AGE: 22
 ROOKIE | 1ST WITH TEXANS | ACQUIRED: D3B-'21
 2021 GP/GS: 14/8 | CAREER GP/GS: 14/8
 TEAMS: HOU '21



TRANSACTIONS: Selected by the Houston Texans with the 26th pick of the third round (89th overall) of the 2021 NFL Draft...Placed on the Reserve/Injured List on Sept. 21, 2021...Designated for return to the active roster on Oct. 13, 2021...Activated on Oct. 16, 2021.

2021 (Houston 14/8):

- ✔ Played in 14 games (eight starts) as a rookie, amassing 33 receptions for 446 yards (13.5 avg.) and one receiving touchdown
- ✔ Recorded the fifth-most receiving yards by a rookie in Texans history
- ✔ Notched his first career reception for seven yards in the season opener vs. Jacksonville (9/12)
- ✔ Caught a career-long 32-yard pass at Cleveland (9/19)
- ✔ Made his second start of the season and caught four passes for 44 yards (11.0 avg.) at Indianapolis (10/17), the second-most receiving yards on the team
- ✔ Finished with 28 receiving yards on two catches at Arizona (10/24) to lead the team in receiving yards for the first time in his career
- ✔ Recorded four receptions for 55 yards vs. the L.A. Rams (10/31)
- ✔ Posted career highs with 69 receiving yards and five catches (13.8 avg.) vs. Seattle (12/12)
- ✔ Caught his first career touchdown pass from QB Davis Mills and recorded three receptions for 33 yards (11.0 avg.) vs. the L.A. Chargers (12/26)

- ✔ Finished second on the team with 67 receiving yards on three catches (22.3 avg.) vs. Tennessee (1/9/22)

COLLEGE:

- ✔ Played three seasons (2017-19) at the University of Michigan in Ann Arbor, Mich., before opting out of the 2020 season, totaling 78 receptions for 1,388 receiving yards (17.8 avg) and 13 touchdowns in his career
- ✔ Opted out of the 2020 season
- ✔ Appeared in 12 games (10 starts) in 2019, catching 37 passes for 729 yards with a team-leading seven touchdowns and a Big Ten-leading 19.7 yards per catch. Also named the team's Offensive Player of the Year
- ✔ Played in all 13 games (11 starts) in 2018, with 38 receptions for 632 yards (16.6 avg.) and six touchdowns. Earned All-Big Ten honorable mention honors from the coaches
- ✔ Played in four games (one start) in 2017, totaling three catches for 27 yards (9.0 avg.)

PERSONAL:

- ✔ Attended Clay-Chalkville High School in Pinson, Ala.
- ✔ Helped lead the Cougars to the Alabama Division 6A state championship in 2014
- ✔ Totaled 103 receptions for 1,968 receiving yards (19.1 avg.) and 25 touchdowns over his final two high school seasons
- ✔ Was named to the Alabama Sports Writers Association All-State First Team in 2016

NICO COLLINS' NFL REGULAR SEASON RUSHING/RECEIVING STATISTICS

DATE	TEAM	GP	GS	RECEIVING					RUSHING				
				NO.	YDS.	AVG.	LG	TD	NO.	YDS.	AVG.	LG	TD
2021	Texans	14	8	33	446	13.5	32	1	0	0	0.0	0	0
NFL TOTALS		14	8	33	446	13.5	32	1	0	0	0.0	0	0

NICO COLLINS' NFL REGULAR SEASON RETURN STATISTICS

DATE	TEAM	KICKOFF RETURNS					PUNT RETURNS					
		RET.	YDS.	AVG.	LG	TD	NO.	FC	YDS.	AVG.	LG	TD
2021	Texans	0	0	0.0	0	0	0	0	0	0.0	0	0
NFL TOTALS		0	0	0.0	0	0	0	0	0	0.0	0	0


TEXANS BIOS

SINGLE-GAME HIGHS: RECEIVING

Receptions	5 vs. Seattle Seahawks, Dec 12, 2021	All-Purpose Yards	69 vs. Seattle Seahawks, Dec 12, 2021
Receiving Yards	69 vs. Seattle Seahawks, Dec 12, 2021	Most TDs	1 vs. Los Angeles Chargers, Dec 26, 2021
Longest Receptions	32 at Cleveland Browns, Sep 19, 2021	Receiving Average	22.3 vs. Tennessee Titans, Jan 09, 2022
Receiving TDs	1 vs. Los Angeles Chargers, Dec 26, 2021		

2021 GAME-BY-GAME REGULAR-SEASON STATISTICS (TEXANS)

W	DATE	OPPONENT	P/S	RECEIVING					RUSHING					W/L	SCORE
				NO.	YDS.	AVG.	LG	TD	NO.	YDS.	AVG.	LG	TD		
01	09/12	Jaguars	P	1	7	7.0	7	0	0	0	0.0	0	0	W	37-21
02	09/19	at Browns	S	1	32	32.0	32	0	0	0	0.0	0	0	L	21-31
03	09/23	Panthers												L	9-24
04	10/03	at Bills												L	0-40
05	10/10	Patriots												L	22-25
06	10/17	at Colts	S	4	44	11.0	18	0	0	0	0.0	0	0	L	3-31
07	10/24	at Cardinals	P	2	28	14.0	22	0	0	0	0.0	0	0	L	5-31
08	10/31	Rams	P	4	55	13.8	26	0	0	0	0.0	0	0	L	22-38
09	11/07	at Dolphins	P	3	25	8.3	11	0	0	0	0.0	0	0	L	9-17
11	11/21	at Titans	P	1	9	9.0	9	0	0	0	0.0	0	0	W	22-13
12	11/28	Jets	S	2	28	14.0	20	0	0	0	0.0	0	0	L	14-21
13	12/05	Colts	S	0	0	0.0	0	0	0	0	0.0	0	0	L	0-31
14	12/12	Seahawks	S	5	69	13.8	30	0	0	0	0.0	0	0	L	13-33
15	12/19	at Jaguars	S	2	14	7.0	7	0	0	0	0.0	0	0	W	30-16
16	12/26	Chargers	S	3	33	11.0	13t	1	0	0	0.0	0	0	W	41-29
17	01/02	at 49ers	P	2	35	17.5	20	0	0	0	0.0	0	0	L	7-23
18	01/09	Titans	S	3	67	22.3	30	0	0	0	0.0	0	0	L	25-28
2021 TOTALS			14-8	33	446	13.5	32	1	0	0	0.0	0	0	4-13	



CHRIS CONLEY

WIDE RECEIVER

6-3 | 205 | GEORGIA

HOMETOWN: DALLAS, GA. | AGE: 29

7TH NFL SEASON | 1ST WITH TEXANS | ACQUIRED: UFA-'21 (JAX)

2021 GP/GS: 16/10 | CAREER GP/GS (POST): 100/62 (5/2)

TEAMS: KC '15-18; JAX '19-20; HOU '21



18

TRANSACTIONS: Selected by the Kansas City Chiefs with the 12th pick of the third round (76th overall) of the 2015 NFL Draft...Signed by the Jacksonville Jaguars as an unrestricted free agent on March 16, 2019...Signed by the Houston Texans as an unrestricted free agent on March 29, 2021.

2021 (Houston 16/10):

- ✦ Appeared in 16 games (10 starts) in his first season with the Texans, catching 22 passes for 323 yards (14.7 avg.) and two touchdowns
- ✦ Started his first game as a Texan and caught two passes for 27 yards (13.5 avg.) in the season opener vs. Jacksonville (9/12)
- ✦ Recorded three receptions for 84 yards (28.0 avg.) vs. New England (10/10). Caught a 37-yard touchdown pass from QB Davis Mills, his first score as a Texan
- ✦ Led the team with 37 receiving yards and four receptions (9.3 avg.) at Tennessee (11/21)
- ✦ Paced the Texans with 60 receiving yards on three receptions (20.0 avg.) and caught a 41-yard touchdown pass from QB Davis Mills vs. the L.A. Chargers (12/26)

2020 (Jacksonville 15/4):

- ✦ Appeared in 15 games (four starts) and notched 40 receptions for 471 yards (11.8 avg.) and two touchdowns
- ✦ Caught a season-long 51-yard reception at Houston (10/11)
- ✦ Notched his first touchdown of the season on a 28-yard catch at the L.A. Chargers (10/25)
- ✦ Logged a touchdown reception at Baltimore (12/20)
- ✦ Totaled season highs in receptions (seven) and receiving yards (87) at Indianapolis (1/3/21)

2019 (Jacksonville 16/14):

- ✦ Played in all 16 games (14 starts) and notched single-season career highs in receptions (47), receiving yards (775) and yards per receptions (16.5 avg.). Also added five receiving touchdowns, which was tied for his career best in a season
- ✦ Started and recorded a team-high six receptions for a then-career-best 97 yards (16.2 avg.) and one touchdown vs. Kansas City (9/8)
- ✦ Tallied three receptions for 83 yards (27.7 avg.) at Cincinnati (10/20)
- ✦ Recorded a season-high 103 receiving yards on four receptions (25.8 avg.), including a 70-yard touchdown grab vs. the N.Y. Jets (10/27)
- ✦ Amassed four receptions for 49 yards (12.3 avg.) and two touchdowns at Oakland (12/15)

- ✦ Caught his fifth touchdown of the season on a 42-yard reception at Atlanta (12/22)

2018 (Kansas City 16/13, 2/1):

- ✦ Saw action in all 16 regular season games (13 starts) and contributed 32 receptions for 334 yards (10.4 avg.) and five touchdowns
- ✦ Notched a touchdown reception in consecutive games (Weeks 2-3) for the first time in his career
- ✦ Totaled a season-high seven receptions for 74 yards (10.6 avg.) and two touchdowns at the L.A. Rams (11/19)
- ✦ Logged his fifth touchdown reception of the year at Oakland (12/2)

2017 (Kansas City 5/5, 0/0):

- ✦ Started five games and amassed 11 receptions for 175 yards (15.9 avg.)
- ✦ Posted a season-high four receptions for 55 yards (13.8 avg.) vs. Philadelphia (9/17)
- ✦ Placed on the Reserve/Injured list prior to Week 6

2016 (Kansas City 16/11, 1/1):

- ✦ Appeared in all 16 games (11 starts) and contributed 44 receptions for 530 yards (12.0 avg.) in his second season
- ✦ Totaled a season-high six receptions for 70 yards (11.7 avg.) at Pittsburgh (10/2)
- ✦ Logged two receptions for 70 yards (35.0 avg.) vs. Oakland (12/8)

2015 (Kansas City 16/5, 2/0):

- ✦ Saw action in 16 games (five starts), amassing 17 receptions for 199 yards (11.7 avg.) and one touchdown as a rookie
- ✦ Marked season highs in receptions (six) and receiving yards (63), including his first NFL touchdown catch vs. Pittsburgh (10/25)

COLLEGE:

- ✦ Played four seasons (2011-14) at the University of Georgia in Athens, Ga.
- ✦ Led the Bulldogs in receiving yards (657), yards per reception (18.2) and receiving touchdowns (eight) as a senior (2014) on 36 catches
- ✦ Marked team highs in receptions (45) and receiving yards (651) and notched four touchdowns in his junior season (2013)
- ✦ Saw action in 14 games (three starts), notching 20 receptions for 342 yards (17.1 avg.) and six touchdowns as a sophomore (2012)
- ✦ Earned the team's Newcomer of the Year Award (offense)

TEXANS BIOS

after appearing in 11 games and catching 16 passes for 288 yards (18.0 avg.) and two touchdowns in his freshman year (2011)

PERSONAL:

- ✦ Attended North Paulding High School in Dallas, Ga.
- ✦ As a senior, caught 61 passes for 1,021 yards (16.7 avg.)

and 15 touchdowns and earned class AAAA All-State first-team offense honors

- ✦ Wrote, produced, directed and acted in "Retribution" - a fan-made Star Wars film on the Georgia campus
- ✦ Born in Adana, Turkey on an Air Force base as his father, Charles, had a career in the United States Air Force

CHRIS CONLEY'S NFL REGULAR SEASON RUSHING/RECEIVING STATISTICS

DATE	TEAM	GP	GS	RECEIVING					RUSHING				
				NO.	YDS.	AVG.	LG	TD	NO.	YDS.	AVG.	LG	TD
2015	Chiefs	16	5	17	199	11.7	44	1	0	0	0.0	0	0
2016	Chiefs	16	11	44	530	12.0	39	0	0	0	0.0	0	0
2017	Chiefs	5	5	11	175	15.9	35	0	0	0	0.0	0	0
2018	Chiefs	16	13	32	334	10.4	27	5	0	0	0.0	0	0
2019	Jaguars	16	14	47	775	16.5	70t	5	0	0	0.0	0	0
2020	Jaguars	15	4	40	471	11.8	51	2	0	0	0.0	0	0
2021	Texans	16	10	22	323	14.7	41t	2	1	3	3.0	3	0
NFL TOTALS		100	62	213	2,807	13.2	70T	15	1	3	3.0	3	0

CHRIS CONLEY'S NFL POSTSEASON RUSHING/RECEIVING STATISTICS

DATE	TEAM	GP	GS	RECEIVING					RUSHING				
				NO.	YDS.	AVG.	LG	TD	NO.	YDS.	AVG.	LG	TD
2015	Chiefs	2	0	6	42	7.0	16	1	0	0	0.0	0	0
2016	Chiefs	1	1	2	19	9.5	12	0	0	0	0.0	0	0
2017	Chiefs	0	0	0	0	0.0	0	0	0	0	0.0	0	0
2018	Chiefs	2	1	0	0	0.0	0	0	0	0	0.0	0	0
NFL TOTALS		5	2	8	61	7.6	16	1	0	0	0.0	0	0

SINGLE-GAME HIGHS: RUSHING/RECEIVING

Longest Runs	3 at San Francisco 49ers, Jan 02, 2022	Kickoff Return Yards	14 vs. Oakland Raiders, Jan 03, 2016
Receptions	7 at Indianapolis Colts, Jan 03, 2021 ...2 more at 7.	Longest Kickoff Return	14 vs. Oakland Raiders, Jan 03, 2016
Receiving Yards	103 vs. New York Jets, Oct 27, 2019	Special Teams Tackles	2 at Baltimore Ravens, Dec 20, 2015
Longest Receptions	70t vs. New York Jets, Oct 27, 2019	Miscellaneous Tackles	1 vs. Miami Dolphins, Sep 24, 2020 ...4 more at 1.
Receiving TDs	2 at Oakland Raiders, Dec 15, 2019 ...1 more at 2.	Most TDs	2 at Oakland Raiders, Dec 15, 2019 ...1 more at 2.
All-Purpose Yards	103 vs. New York Jets, Oct 27, 2019	Receiving Average	28.0 vs. New England Patriots, Oct 10, 2021
Kickoff Returns	1 at Oakland Raiders, Dec 02, 2018 ...2 more at 1.		

SINGLE-GAME HIGHS - POSTSEASON: RECEIVING

Receptions	5 at New England Patriots, Jan 16, 2016	Receiving TDs	1 at Houston Texans, Jan 09, 2016
Receiving Yards	33 at New England Patriots, Jan 16, 2016	All-Purpose Yards	33 at New England Patriots, Jan 16, 2016
Longest Receptions	16 at New England Patriots, Jan 16, 2016	Most TDs	1 at Houston Texans, Jan 09, 2016

100-YARD RECEIVING GAMES (1): REGULAR SEASON

DATE	TEAM	NO.	YDS.	AVG.	LG	TD
10/27/19	JETS	4	103	25.8	70t	1

TEXANS BIOS

2021 GAME-BY-GAME REGULAR-SEASON STATISTICS (TEXANS)

W	DATE	OPPONENT	P/S	RECEIVING					RUSHING					W/L	SCORE	
				NO.	YDS.	AVG.	LG	TD	NO.	YDS.	AVG.	LG	TD			
01	09/12	Jaguars	S	2	27	13.5	17	0	0	0	0.0	0	0	0	W	37-21
02	09/19	at Browns	P	1	13	13.0	13	0	0	0	0.0	0	0	0	L	21-31
03	09/23	Panthers	S	0	0	0.0	0	0	0	0	0.0	0	0	0	L	9-24
04	10/03	at Bills	S	0	0	0.0	0	0	0	0	0.0	0	0	0	L	0-40
05	10/10	Patriots	S	3	84	28.0	40	1	0	0	0.0	0	0	0	L	22-25
06	10/17	at Colts	P	1	10	10.0	10	0	0	0	0.0	0	0	0	L	3-31
07	10/24	at Cardinals	S	0	0	0.0	0	0	0	0	0.0	0	0	0	L	5-31
08	10/31	Rams	P	1	24	24.0	24	0	0	0	0.0	0	0	0	L	22-38
09	11/07	at Dolphins	S	2	38	19.0	23	0	0	0	0.0	0	0	0	L	9-17
11	11/21	at Titans	S	4	37	9.3	13	0	0	0	0.0	0	0	W	22-13	
12	11/28	Jets	S	0	0	0.0	0	0	0	0	0.0	0	0	0	L	14-21
13	12/05	Colts	P	0	0	0.0	0	0	0	0	0.0	0	0	0	L	0-31
14	12/12	Seahawks	P	2	20	10.0	13	0	0	0	0.0	0	0	0	L	13-33
15	12/19	at Jaguars	P	2	12	6.0	11	0	0	0	0.0	0	0	0	W	30-16
16	12/26	Chargers	S	3	60	20.0	41t	1	0	0	0.0	0	0	0	W	41-29
17	01/02	at 49ers	S	1	-2	-2.0	-2	0	1	3	3.0	3	0	0	L	7-23
18	01/09	Titans						INACTIVE					L	25-28		
2021 TOTALS			16-10	22	323	14.7	41T	2	1	3	3.0	3	0	4-13		



BRANDIN COOKS

WIDE RECEIVER

5-10 | 183 | OREGON STATE

HOMETOWN: STOCKTON, CALIF. | AGE: 28

8TH NFL SEASON | 2ND WITH TEXANS | ACQUIRED: T-'20 (LAR)

2021 GP/GS: 16/16 | CAREER GP/GS (POST): 119/107 (6/6)

TEAMS: NO '14-16; NE '17; LAR '18-19; HOU '20-21



13

TRANSACTIONS: Selected by the New Orleans Saints in the first round (20th overall) of the 2014 NFL Draft...Traded to the New England Patriots on March 10, 2017...Traded to the Los Angeles Rams on April 5, 2018...Traded to the Houston Texans on April 10, 2020...Placed on the Reserve/COVID-19 List on Dec. 22, 2021...Activated from the Reserve/COVID-19 List on Dec. 29, 2021.

CAREER:

- ✦ Seventh-year receiver who has played in 119 career games (107 starts) with the Saints, Patriots, Rams and Texans, totaling 7,917 receiving yards and 46 touchdowns on 573 catches (13.8 avg.). Also owns 302 rushing yards and two rushing touchdowns on 48 carries (6.1 avg.)
- ✦ Has reached 1,000 receiving yards in six seasons since entering the league in 2014, tied for the second-most 1,000-yards-plus seasons in the NFL during that span
- ✦ Started all six postseason contests in his career, including back-to-back Super Bowl appearances (LII, LIII). Led the Rams in Super Bowl LIII with 120 receiving yards
- ✦ One of only eight players in NFL history to record at least three seasons of 1,000-plus receiving yards and seven touchdowns before turning 25 (Randy Moss, Lance Alworth, John Jefferson, Odell Beckham Jr., Mike Evans, Larry Fitzgerald and A.J. Green)
- ✦ Became the first player in NFL history to record three consecutive 1,000-yard seasons on three different teams (New Orleans, New England, L.A. Rams)
- ✦ Joined Brandon Marshall as the only players in NFL history to record at least 1,000 receiving yards in a season with four different teams
- ✦ Owns a 13.8 yards-per-reception average since entering the league in 2014, which is the fourth-highest mark in the NFL over that span (min. 500 receptions)
- ✦ Ranks fifth in the NFL in receptions of 25-or-more yards since entering the league in 2014 with 77, including eight in 2018, two in 2019, 12 in 2020 and seven in 2021
- ✦ One of six players in the NFL to average at least 10.0 yards per reception in each complete season since 2014 (min. 40 receptions)
- ✦ Reached 1,000 receiving yards for the sixth time of his career in 2021, joining Andre Johnson and DeAndre Hopkins as the only Texans to record consecutive seasons with 1,000 receiving yards

2021 (Houston 16/16):

- ✦ Started all 16 games he played in, totaling a career-high 90 receptions for 1,037 yards (11.5 avg.) and six receiving touchdowns, finishing as the team leader in receptions, receiving yards and receiving touchdowns

- ✦ Tallied five receptions for 132 yards (26.4 avg.) in the season opener vs. Jacksonville (9/12). Posted 128 receiving yards in the first half, the fifth-highest first-half total in Texans history and the highest first-half total of his career. Reached 30 career receptions of 40-plus yards
- ✦ Led the team in receptions (nine) and receiving yards (78) with a long of 22 yards and a touchdown at Cleveland (9/19)
- ✦ Posted nine receptions for 112 yards (12.4 avg.) vs. Carolina (9/23)
- ✦ Paced the Texans in catches (nine) and receiving yards (89) at Indianapolis (10/17)
- ✦ Led the team with six receptions for 83 yards (13.8 avg.) and a touchdown vs. the L.A. Rams (10/31). Caught a 45-yard touchdown pass from QB Davis Mills, his longest touchdown reception of the season
- ✦ Led the team with 45 receiving yards on three receptions vs. the N.Y. Jets (11/28). Caught a 40-yard touchdown pass from QB Tyrod Taylor, marking his 75th reception of 25-plus yards since entering the NFL in 2014
- ✦ Recorded 101 receiving yards on eight receptions (12.6 avg.) vs. Seattle (12/12)
- ✦ Led the team with seven receptions for 102 yards (14.6 avg.) at Jacksonville (12/19), his fourth game of the season with 100-plus receiving yards. Tied a career high with two receiving touchdowns, his eighth career multi-score game
- ✦ Paced the Texans with 66 receiving yards on seven receptions (9.4 avg.) and a touchdown at San Francisco (1/2/22). Eclipsed 1,000 yards on the season for the sixth time in his career, becoming the third Texans player to record consecutive seasons with 1,000 receiving yards

2020 (Houston 15/15):

- ✦ Started 15 games in his first season with the Texans and became the third player in franchise history with at least 1,000 receiving yards in a single season
- ✦ Caught two passes for 20 yards (10.0 avg.) in his first game with the franchise at Kansas City (9/10)
- ✦ Totaled five receptions for 95 yards (19.0 avg.) vs. Baltimore (9/20), which was the most receiving yards in a game for him since Week 3 of the 2019 season at Cleveland (112)
- ✦ Finished with eight receptions for 161 yards (20.1 avg.) and one touchdown vs. Jacksonville (10/11), which was his first 100-yard receiving game as a member of the Texans and the 16th of his NFL career
- ✦ Finished with nine receptions for 68 yards (7.6 avg.) and one touchdown at Tennessee (10/18), which tied for the

third-most receptions in a game in his career and the most since Week 10 of 2018 (10) when he was a member of the L.A. Rams

- ✦ Finished with three receptions for 83 yards (27.7 avg.), including a 57-yard touchdown pass at Jacksonville (11/8). He became the ninth player in NFL history with a 50+ yard reception in each of his first seven seasons
- ✦ Finished with four receptions for 85 yards (21.3 avg.), including a long of 44 yards vs. New England (11/22)
- ✦ Logged five receptions for 85 yards (17.0 avg.) at Detroit (11/26) and recorded consecutive games with at least 80 receiving yards for the first time since Weeks 10-11 of 2018
- ✦ Totaled six receptions for 59 yards (9.8 avg.) at Indianapolis (12/20)
- ✦ Recorded seven receptions for 141 yards (20.1 avg.), including a game-long 50-yard reception vs. Cincinnati (12/27), which marked his second 100-yard receiving game of the season
- ✦ Posted a career-high 11 receptions and a season-high 166 receiving yards (15.1 avg.) while adding two touchdowns vs. Tennessee (1/3/21)

2019 (L.A. Rams 14/14):

- ✦ Played in 14 games (14 starts) and finished the season with 42 receptions for 583 yards (13.9 avg.) and two touchdowns. Added six carries for 52 yards (8.7 avg.)
- ✦ Notched a season-long 57-yard reception on the opening drive vs. New Orleans (9/15) and finished with 74 yards and one touchdown on three receptions (24.7 avg.)
- ✦ Logged his first 100-yard performance of the season at Cleveland (9/22) with a season-high 112 yards on 8 catches (14.0 avg.) with one touchdown

2018 (L.A. Rams 16/16, 3/3):

- ✦ Started all 16 games in his first season with the Rams and finished with a career-best 1,204 receiving yards – his fourth-consecutive season with 1,000-plus receiving yards
- ✦ Recorded five receiving touchdowns on the season and added 68 yards and one touchdown on 10 carries (6.8 avg.)
- ✦ Logged five games of 100-or-more receiving yards, including three-consecutive 100-yard performances from Weeks 9-11, which is tied for the sixth-longest streak in franchise history
- ✦ Led the team in receptions (seven) and receiving yards (159) vs. Arizona (9/16)
- ✦ Registered a team-best 114 yards receiving on six receptions (19.0 avg.) at New Orleans (11/4), his third 100-yard performance of the season

2017 (New England 16/15, 3/3):

- ✦ Played in all 16 games (15 starts) and totaled 65 receptions for 1,082 yards (16.6 avg.) and seven touchdowns. Added 40-yards rushing on nine attempts (4.4 avg.)
- ✦ His single-season career-high average of 16.6 yards per reception ranked fourth in the NFL among receivers with at least 50 receptions
- ✦ Started in all three postseason contests including Super Bowl LII and registered 10 receptions for 155 yards (15.5 avg.)
- ✦ Joined WR Antonio Brown as the only wide receivers with at least 1,000 receiving yards and seven touchdowns in each season from 2015-17

- ✦ Led the team in receiving with 131 yards and two touchdowns on five catches (26.2 avg.) vs. Houston (9/24)
- ✦ Registered six catches for a season-high 149 yards (24.8 avg.) and a touchdown against Oakland in Mexico City (11/19)
- ✦ Led the team in receiving vs. Miami (11/26) with 83 yards on six receptions (13.8 avg.), including a five-yard touchdown
- ✦ Tallied six catches for 100 yards (16.7 avg.) in the AFC Championship Game vs. Jacksonville (1/21/18)

2016 (New Orleans 16/12):

- ✦ Appeared in all 16 games (12 starts) and recorded 78 catches for 1,173 yards (15.0 avg.) and eight touchdown receptions, notching his second-consecutive season of at least 1,000 yards. Added six rushing attempts for 30 yards (5.0 avg.) and fielded one punt return for two yards
- ✦ Caught six passes for 143 yards (23.8 avg.) and two touchdowns vs. Oakland (9/11), including a career-long 98-yard touchdown grab
- ✦ Pulled in seven passes for a season-high 173 yards (24.7 avg.) and one touchdown vs. Carolina (10/16), including an 87-yard touchdown grab. Became the first player in NFL history to have two touchdown receptions of 85-plus yards in his team's first five games
- ✦ Notched a career-high 186 receiving yards and added two touchdowns on seven receptions (26.6 avg.) at Arizona (12/8)

2015 (New Orleans 16/12):

- ✦ Played in all 16 games (12 starts) and led the Saints in receptions (84) receiving yards (1,138) and receiving touchdowns (nine). Added eight carries for 18 yards and returned two punts for 12 yards
- ✦ His 84 receptions on the season were the most by a Saints receiver since 2010
- ✦ Notched his first career 100-yard game, pulling in five passes for 107 yards (21.4 avg.) at Philadelphia (10/11)
- ✦ Established a single-game career high in receptions with 10 catches for a season-high 124 yards (12.4 avg.) and one touchdown vs. Detroit (12/21)
- ✦ Notched a second-consecutive 100-yard performance and a season-high 24.6 yards per reception, pulling in five catches for 123 yards vs. Jacksonville (12/27)

2014 (New Orleans 10/7):

- ✦ Played in 10 games (six starts) as a rookie and finished with 53 receptions for 550 yards (10.4 avg.) and three touchdowns. Added seven carries for 73 yards (10.4 avg.) and one touchdown, 10 punt returns for 35 yards (3.5 avg.) and one kickoff return for 12 yards
- ✦ Made his NFL debut vs. Atlanta (9/7) and caught seven passes for 77 yards (11.0 avg.) and a touchdown, while adding one carry for 18 yards. His seven receptions tied the most by a Saints rookie in their debut
- ✦ Registered a season-high 94 receiving yards and one touchdown on six catches (15.7 avg.) vs. Green Bay (10/6)

COLLEGE:

- ✦ Played three seasons (2011-13) at Oregon State University in Beaverton, Ore., where he played in 38 career games (29 starts) before declaring for the NFL Draft after his junior season
- ✦ Amassed a career total of 3,863 all-purpose yards, consisting of 3,272 receiving yards and 24 touchdowns on 226 receptions, 340 rushing yards on 61 carries, 72 yards

TEXANS BIOS

on 12 punt returns and 179 yards on eight kickoff returns
 In his final season in 2013, won the Biletnikoff Award was named a consensus first-team All-American and an All-Pac 12 selection after setting school and conference single-season receiving records with 128 receptions for 1,730 yards (13.5 avg.) and scoring a school-record 16 touchdowns. His 2,019 all-purpose yards ranked second on the school history

PERSONAL:

- Attended Lincoln High School in Stockton, Calif., where he was a three-sport athlete, earning letters in football, track and basketball
- As a wide receiver, was a two-time Section Offensive Player of the Year, All-Area selection and team MVP, finishing with 1,525 all-purpose yards as a senior, including 66 receptions for 1,125 yards and 11 touchdowns

BRANDIN COOKS' NFL REGULAR SEASON RUSHING/RECEIVING STATISTICS

DATE	TEAM	GP	GS	RECEIVING					RUSHING				
				NO.	YDS.	AVG.	LG	TD	NO.	YDS.	AVG.	LG	TD
2014	Saints	10	7	53	550	10.4	50t	3	7	73	10.4	28	1
2015	Saints	16	12	84	1,138	13.5	71t	9	8	18	2.3	11	0
2016	Saints	16	12	78	1,173	15.0	98t	8	6	30	5.0	11	0
2017	Patriots	16	15	65	1,082	16.6	64t	7	9	40	4.4	13	0
2018	Rams	16	16	80	1,204	15.1	57	5	10	68	6.8	17	1
2019	Rams	14	14	42	583	13.9	57	2	6	52	8.7	27	0
2020	Texans	15	15	81	1,150	14.2	57t	6	0	0	0.0	0	0
2021	Texans	16	16	90	1,037	11.5	52	6	2	21	10.5	16	0
NFL TOTALS		119	107	573	7,917	13.8	98T	46	48	302	6.3	28	2

BRANDIN COOKS' NFL POSTSEASON RUSHING/RECEIVING STATISTICS

DATE	TEAM	GP	GS	RECEIVING					RUSHING				
				NO.	YDS.	AVG.	LG	TD	NO.	YDS.	AVG.	LG	TD
2017	Patriots	3	3	10	155	15.5	31	0	1	1	1.0	1	0
2018	Rams	3	3	19	292	15.4	36	0	1	5	5.0	5	0
NFL TOTALS		6	6	29	447	15.4	36	0	2	6	3.0	5	0

BRANDIN COOKS' NFL REGULAR SEASON RETURN STATISTICS

DATE	TEAM	KICKOFF RETURNS					PUNT RETURNS					
		RET.	YDS.	AVG.	LG	TD	NO.	FC	YDS.	AVG.	LG	TD
2014	Saints	1	12	12.0	12	0	10	15	35	3.5	15	0
2015	Saints	0	0	0.0	0	0	2	0	12	6.0	6	0
2016	Saints	1	10	10.0	10	0	1	0	2	2.0	2	0
2017	Patriots	0	0	0.0	0	0	0	0	0	0.0	0	0
2018	Rams	0	0	0.0	0	0	0	0	0	0.0	0	0
2019	Rams	0	0	0.0	0	0	0	0	0	0.0	0	0
2020	Texans	0	0	0.0	0	0	0	0	0	0.0	0	0
2021	Texans	0	0	0.0	0	0	0	0	0	0.0	0	0
NFL TOTALS		2	22	11.0	12	0	13	15	49	3.8	15	0

BRANDIN COOKS' NFL POSTSEASON RETURN STATISTICS

DATE	TEAM	KICKOFF RETURNS					PUNT RETURNS					
		RET.	YDS.	AVG.	LG	TD	NO.	FC	YDS.	AVG.	LG	TD
2017	Patriots	0	0	0.0	0	0	0	0	0	0.0	0	0
2018	Rams	0	0	0.0	0	0	0	0	0	0.0	0	0
NFL TOTALS		0	0	0.0	0	0	0	0	0	0.0	0	0

TEXANS BIOS

SINGLE-GAME HIGHS: RUSHING/RECEIVING

Rush Attempts	4 vs. Jacksonville Jaguars, Dec 27, 2015	Kickoff Return Yards	12 vs. Tampa Bay Buccaneers, Oct 05, 2014
Rushing Yards	31 at Cleveland Browns, Sep 14, 2014	Longest Kickoff Return	12 vs. Tampa Bay Buccaneers, Oct 05, 2014
Longest Runs	28 at Cleveland Browns, Sep 14, 2014	Fair Catches	4 at Carolina Panthers, Oct 30, 2014
Rushing TDs	1 vs. Seattle Seahawks, Nov 11, 2018 ...1 more at 1.	Punt Return Yards	15 at Detroit Lions, Oct 19, 2014 ...1 more at 15.
Receptions	11 vs. Tennessee Titans, Jan 03, 2021	Longest Punt Return	15 at Detroit Lions, Oct 19, 2014
Receiving Yards	186 at Arizona Cardinals, Dec 18, 2016	Punt Returns	2 vs. Detroit Lions, Dec 21, 2015 ...2 more at 2.
Longest Receptions	98t vs. Oakland Raiders, Sep 11, 2016	Miscellaneous Tackles	2 vs. San Francisco 49ers, Nov 09, 2014
Receiving TDs	2 at Jacksonville Jaguars, Dec 19, 2021 ...7 more at 2.	Most TDs	2 at Jacksonville Jaguars, Dec 19, 2021 ...8 more at 2.
All-Purpose Yards	186 at Arizona Cardinals, Dec 18, 2016	Receiving Average	32.7 vs. Denver Broncos, Nov 13, 2016
Kickoff Returns	1 vs. Tampa Bay Buccaneers, Dec 24, 2016 ...1 more at 1.		

SINGLE-GAME HIGHS - POSTSEASON: RUSHING/RECEIVING

Rush Attempts	1 vs. Dallas Cowboys, Jan 12, 2019 ...1 more at 1.	Receiving Yards	120 vs. New England Patriots, Feb 03, 2019
Rushing Yards	5 vs. Dallas Cowboys, Jan 12, 2019	Longest Receptions	36 at New Orleans Saints, Jan 20, 2019
Longest Runs	5 vs. Dallas Cowboys, Jan 12, 2019	All-Purpose Yards	120 vs. New England Patriots, Feb 03, 2019
Receptions	8 vs. New England Patriots, Feb 03, 2019	Miscellaneous Tackles	1 vs. New England Patriots, Feb 03, 2019

100-YARD RECEIVING GAMES (22): REGULAR SEASON

DATE	TEAM	NO.	YDS.	AVG.	LG	TD
10/11/15	at Eagles	5	107	21.4	46	1
12/06/15	PANTHERS	6	104	17.3	54t	1
12/21/15	LIONS	10	124	12.4	28	1
12/27/15	JAGUARS	5	123	24.6	71t	1
09/11/16	RAIDERS	6	143	23.8	98t	2
10/16/16	PANTHERS	7	173	24.7	87t	1
12/18/16	at Cardinals	7	186	26.6	65t	2
09/24/17	TEXANS	5	131	26.2	44	2
11/19/17	at Raiders	6	149	24.8	64t	1
09/16/18	CARDINALS	7	159	22.7	57	0
09/27/18	VIKINGS	7	116	16.6	47t	1
11/04/18	at Saints	6	114	19.0	48	1
11/11/18	SEAHAWKS	10	100	10.0	17	0
11/19/18	CHIEFS	8	107	13.4	30	0
09/22/19	at Browns	8	112	14.0	23	0
10/11/20	JAGUARS	8	161	20.1	36	1
12/27/20	BENGALS	7	141	20.1	50	1
01/03/21	TITANS	11	166	15.1	38t	2
09/12/21	JAGUARS	5	132	26.4	52	0
09/23/21	PANTHERS	9	112	12.4	30	0
12/12/21	SEAHAWKS	8	101	12.6	19	0
12/19/21	at Jaguars	7	102	14.6	43t	2

100-YARD RECEIVING GAMES (3): POSTSEASON

DATE	TEAM	NO.	YDS.	AVG.	LG	TD
01/21/18	JAGUARS	6	100	16.7	31	0
01/20/19	at Saints	7	107	15.3	36	0
02/03/19	PATRIOTS	8	120	15.0	24	0

TEXANS BIOS

2021 GAME-BY-GAME REGULAR-SEASON STATISTICS (TEXANS)

W	DATE	OPPONENT	P/S	RECEIVING				RUSHING				W/L	SCORE		
				NO.	YDS.	AVG.	LG	TD	NO.	YDS.	AVG.			LG	TD
01	09/12	Jaguars	S	5	132	26.4	52	0	0	0	0.0	0	0	W	37-21
02	09/19	at Browns	S	9	78	8.7	22	1	0	0	0.0	0	0	L	21-31
03	09/23	Panthers	S	9	112	12.4	30	0	1	5	5.0	5	0	L	9-24
04	10/03	at Bills	S	5	47	9.4	16	0	0	0	0.0	0	0	L	0-40
05	10/10	Patriots	S	3	23	7.7	14	0	0	0	0.0	0	0	L	22-25
06	10/17	at Colts	S	9	89	9.9	20	0	0	0	0.0	0	0	L	3-31
07	10/24	at Cardinals	S	5	21	4.2	18	0	0	0	0.0	0	0	L	5-31
08	10/31	Rams	S	6	83	13.8	45t	1	0	0	0.0	0	0	L	22-38
09	11/07	at Dolphins	S	6	56	9.3	10	0	0	0	0.0	0	0	L	9-17
11	11/21	at Titans	S	2	18	9.0	10	0	0	0	0.0	0	0	W	22-13
12	11/28	Jets	S	3	45	15.0	40t	1	0	0	0.0	0	0	L	14-21
13	12/05	Colts	S	3	38	12.7	14	0	1	16	16.0	16	0	L	0-31
14	12/12	Seahawks	S	8	101	12.6	19	0	0	0	0.0	0	0	L	13-33
15	12/19	at Jaguars	S	7	102	14.6	43t	2	0	0	0.0	0	0	W	30-16
16	12/26	Chargers												W	41-29
				RESERVE/COVID-19											
17	01/02	at 49ers	S	7	66	9.4	24	1	0	0	0.0	0	0	L	7-23
18	01/09	Titans	S	3	26	8.7	25	0	0	0	0.0	0	0	L	25-28
2021 TOTALS			16-16	90	1,037	11.5	52	6	2	21	10.5	16	0	4-13	



KA'IMI FAIRBAIRN

KICKER

6-0 | 183 | UCLA

HOMETOWN: KAILUA, HAWAII | AGE: 27

6TH NFL SEASON | 6TH WITH TEXANS | ACQUIRED: CFA-'16

2021 GP/GS: 13/0 | CAREER GP/GS (POST): 77/0 (3/0)

TEAMS: HOU '16-21



7

TRANSACTIONS: Signed by the Houston Texans as a college free agent on May 6, 2016...Signed a contract extension with the Texans on March 10, 2020...Placed on the Texans Reserve/Injured List on Sept. 8, 2021...Activated from the Texans Reserve/Injured List on Oct. 2, 2021...Placed on the Reserve/COVID-19 List on Dec. 22, 2021...Activated from the Reserve/COVID-19 List on Dec. 29, 2021.

CAREER:

- ✦ Has totaled the second-most points in franchise history (518) behind K Kris Brown
- ✦ Owns the most 50+ yard field goals made in Texans history (18)
- ✦ Set franchise records and led the NFL in points scored (150) and field goals made (37) in 2018

2021 (Houston 13/0):

- ✦ Played in 13 games after returning from the Reserve/Injured List and connected on 15-of-19 field goal attempts (78.9 percent) on the season, including a franchise-record 61-yard kick, and converted 13-of-16 extra point attempts (81.3 percent), totaling 58 points on the season
- ✦ Made his season debut at Buffalo (10/3) after spending the first three weeks on the Reserved/Injured List
- ✦ Connected on his first field goal attempt of the season, a 33-yarder, vs. New England (10/10)
- ✦ Set the franchise record for career 50-yards-plus field goals made, connecting on the 15th of his career, a 53-yarder, at Arizona (10/24)
- ✦ Scored nine points and connected on three-of-three field goal attempts at Miami (11/7)
- ✦ Scored 10 points and connected on three-of-three field goal attempts (long of 43 yards) and one-of-two extra point attempts at Tennessee (11/21)
- ✦ Connected on two-of-two field goal attempts and made one extra point attempt vs. Seattle (12/12). Converted a 61-yard field goal in the second quarter, establishing a new career long, franchise record and NRG Stadium record for longest made field goal. Reached 500 career points, joining K Kris Brown as the only players to score 500-plus points as a Texan
- ✦ Scored a season-high 12 points on three made field goals and three made extra point attempts at Jacksonville (12/19). Converted a season-high two field goals from 50 yards-plus

2020 (Houston 16/0):

- ✦ Notched the second-most points (118), field goals made (27) and second-best field goal percentage (87.1) in a single season in his career
- ✦ Converted two extra points at Kansas City (9/10)
- ✦ Scored 10 points on three made field goals and one made extra point to post his 14th career game with at least 10 points scored
- ✦ Totaled 11 points on three made field goals and two made extra point attempts, including a season-long 50-yard field goal vs. Minnesota (10/4)
- ✦ Scored a season-best 12 points on three made field goals and three made extra point attempts vs. Jacksonville (10/11)
- ✦ Scored eight points on two made field goals and two made extra point attempts vs. Green Bay (10/25), passing Andre Johnson (388) for third-most points scored in franchise history
- ✦ Scored nine points and eclipsed 400 points scored in his career, becoming the third Texan to do so (Kris Brown and Arian Foster) at Jacksonville (11/8)
- ✦ Notched the second punt of his NFL career at Cleveland (11/15) on a 26-yarder that pinned the Browns at the four-yard line
- ✦ Scored nine points on two made field goals and three made extra point attempts vs. New England (11/22) and passed Arian Foster (410) for the second-most points scored in franchise history
- ✦ Totaled nine points on two made field goals and three made extra point attempts at Detroit (11/26)
- ✦ Scored eight points on two made field goals and two made extra point attempts vs. Indianapolis (12/6) and joined Kris Brown as the only kickers in franchise history with 20 made field goals in four straight seasons
- ✦ Totaled eight points on two made field goals and two made extra point attempts at Indianapolis (12/20) and became the first player in Texans history with at least 90 points in four consecutive seasons
- ✦ Scored a season-high 14 points on four made field goals and two made extra point attempts vs. Tennessee (1/3/21)

2019 (Houston 16/0, 2/0):

- ✦ Scored 100 points on the season, connecting on 20-of-25 field goal attempts (80.0 percent) and 40-of-45 extra point attempts (88.9 percent)
- ✦ Went 2-for-2 on field goal attempts and added an extra point in the win vs. Jacksonville (9/15). Extended his streak to 17 field goals made without a miss, dating back to Week 12 of the 2018 season, which marked the

second-longest streak in team history (Neil Rackers: 18, 2010-11)

- ✦ Scored four points on one made field goal and one made extra point attempt vs. Carolina (9/29). Passed Neil Rackers (259) for fifth on the franchise's all-time scoring list with 260 and also passed Neil Rackers (59) for the third-most field goals made in franchise history with his 60th
- ✦ Scored 11 points on two made field goals and five made extra point attempts vs. Atlanta (10/6). Passed Randy Bullock (61) for the second-most career field goals made in franchise history
- ✦ Connected on 3-of-3 field goal attempts and added two made extra points, scoring 11 points at Indianapolis (10/20). Notched his 10th career game with three-or-more made field goals
- ✦ Scored nine points on two made field goals (33, 40) and three made extra point attempts vs. Oakland (10/27)
- ✦ Scored six points on one made field goal and three made extra point attempts vs. Denver (12/8), including a season-long 54-yard field goal
- ✦ Connected on a 29-yard field goal attempt in the fourth quarter to extend Houston's lead to 24-14 and added three made extra point attempts at Tennessee (12/15)
- ✦ Went 3-for-3 on field goal attempts and added two extra points at Tampa Bay (12/21). Logged his first career punt for 26 yards and landed it on the Buccaneers' 10-yard line
- ✦ Scored six points on two made field goal attempts in the Wild Card Round vs. Buffalo (1/4/20), including a 28-yard game-winning field goal in overtime, notching the first game-winning field goal in the postseason in Texans history

2018 (Houston 16/0, 1/0):

- ✦ Set franchise records and led the NFL in points scored (150) and field goals made (37) in 2018
- ✦ Connected on his final 15 field goal attempts of the season
- ✦ Connected on both field goal attempts, two extra points and recorded touchbacks on four of his five kickoffs at New England (9/9)
- ✦ Made all three field goal attempts, including a season-long 54-yarder, and one extra point vs. the N.Y. Giants (9/23)
- ✦ Connected on 3-of-4 field goals including a 29-yarder to tie the game in overtime and his first career game-winning field goal, a 37-yarder, at Indianapolis (9/30)
- ✦ Scored 13 total points on four made field goals and one made extra point attempt vs. Dallas (10/7). Made a game-winning 36-yard field goal in overtime, becoming the first kicker to hit game-winning field goals in overtime in consecutive games since Eagles K David Akers in Weeks 10-11 of the 2000 season
- ✦ Scored eight total points on two made field goals and two made extra points at Jacksonville (10/21)
- ✦ Scored 11 total points on three made field goals and two made extra point attempts at Washington (11/18)
- ✦ Made two field goals and three extra points vs. Tennessee (11/26). Set the franchise record for the most points scored through 12 weeks of a season
- ✦ Scored 17 total points on five made field goals and two made extra point attempts vs. Cleveland (12/2). Set new single-game career highs with five made field goals and 17 points scored and broke the franchise record for the most points scored through 13 weeks of a season with 116

- ✦ Connected on all five field goal attempts and two extra point attempts at the N.Y. Jets (12/15). Tied his season high for points scored (17) and field goals made (five)
- ✦ Scored six total points on one made field goal and three made extra point attempts at Philadelphia (12/23). Passed Shayne Graham (138 in 2012) for the most points scored in a single season in franchise history
- ✦ Scored eight total points on two made field goals and two made extra point attempts and passed Nick Novak (35 in 2016) for the most field goals made in a single season in Texans history (37) vs. Jacksonville (12/30)
- ✦ Connected on one extra point attempt in his postseason debut in the Wild Card Round vs. Indianapolis (1/5/19)

2017 (Houston 16/0):

- ✦ Made 11 straight field goal attempts to start the 2017 season, the most consecutive field goals made to start a Texans career in franchise history
- ✦ Recorded 49 touchbacks, which set a single-season franchise record and tied for the seventh-most touchbacks in the NFL in 2017
- ✦ Produced 92 points, which is the most by a first-year player in Texans history and the third-most by a rookie in 2017
- ✦ Added one extra point while recording touchbacks on both his kicks in his NFL debut vs. Jacksonville (9/10)
- ✦ Attempted and made his first two career field goals while accounting for over half of the team's points at Cincinnati (9/14)
- ✦ Converted all four field goals and three extra point attempts to produce 15 points at New England (9/24)
- ✦ Tallied three field goal conversions and six extra points to produce 15 total points of offense for the second consecutive week vs. Tennessee (10/1)
- ✦ Extended his franchise record by converting his 11th straight kick to start his Texans career at Seattle (10/29)
- ✦ Scored 10 total points on three made field goal attempts and one extra point conversion at Baltimore (11/27)
- ✦ Connected on a 55-yard field goal and added an extra point vs. San Francisco (12/10)
- ✦ Launched a 52-yard field goal, converted on another kick and added on successfully extra point try at Indianapolis (12/31)

2016 (Houston 0/0, 0/0):

- ✦ Placed on the Reserve/Injured List on Aug. 30

COLLEGE:

- ✦ Played four seasons (2012-15) at the University of California, Los Angeles
- ✦ Lou Groza Award winner in 2015
- ✦ Became the all-time leading scorer for the Pac-12 Conference and UCLA during the 2015 season
- ✦ A consensus first-team All-America selection (AP, FWAA, AFCA, Walter Camp, SI.com) following his senior season
- ✦ Finished his career by connecting on 41 straight field goal attempts from 35 yards and in
- ✦ Tied a UCLA record by connecting on a 60-yard field goal in 2015
- ✦ Handled all of the Bruins' placekicking duties in his four seasons with the program
- ✦ Added kickoff duty in years two, three and four
- ✦ First Bruin to score more than 100 points in four straight seasons

PERSONAL:

TEXANS BIOS

- Full name is John Christian Ka'iminoeauloameka'ikeokekumupa'a Fairbairn
- Attended Punahou School in Honolulu
- Name is pronounced Ka'imi (Kuh-EE-me) Fairbairn (Fair-Bairn)
- Two-star recruit according to Rivals.com and Scout.com
- As a senior, put 95 percent of his kickoffs into the end zone, and hit 13-of-18 field goal tries, including one from 55 yards
- Named first-team all-state as a senior and junior and to the All-ILH Division Team
- Earned second-team all-state honors as a sophomore
- Three-year winner of the Special Team MVP Award

- Also played soccer (central defender) for coach Dave Trifonovitch
- Named first-team all-state as a senior and junior for the two-time state champs
- ILH Defensive Player of the Year his last two seasons.
- Born in Kailua, Hawaii
- Parents are John and Rochelle Fairbairn
- Has one younger brother, Kona, and one younger sister, Kiara
- Earned a spot on the UCLA Athletic Director's Honor Roll in Fall 2012, Spring 2015
- Hobbies include playing golf

KA'IMI FAIRBAIRN'S NFL REGULAR SEASON KICKING STATISTICS

DATE	TEAM	GP	FGM	FGA	PCT.	LG	XP	XPA	PCT.	BLK	PTS
2016	Texans	0	0	0	0.0	0	0	0	0.0	0	0
2017	Texans	16	20	25	80.0	55	32	35	91.4	0	92
2018	Texans	16	37	42	88.1	54	39	41	95.1	0	150
2019	Texans	16	20	25	80.0	54	40	45	88.9	0	100
2020	Texans	16	27	31	87.1	54	37	40	92.5	0	118
2021	Texans	13	15	19	78.9	61	13	16	81.3	0	58
NFL TOTALS		77	119	142	83.8	61	161	177	91.0	0	518

KA'IMI FAIRBAIRN'S NFL POSTSEASON KICKING STATISTICS

DATE	TEAM	GP	FGM	FGA	PCT.	LG	XP	XPA	PCT.	BLK	PTS
2018	Texans	1	0	0	0.0	0	1	1	100.0	0	1
2019	Texans	2	3	4	75.0	41	4	4	100.0	0	13
NFL TOTALS		3	3	4	75.0	41	5	5	100.0	0	14

KA'IMI FAIRBAIRN'S NFL REGULAR SEASON FIELD-GOAL ACCURACY STATISTICS

DATE	TEAM	1-19	PCT.	20-29	PCT.	30-39	PCT.	40-49	PCT.	50+	PCT.
2016	Texans	0-0	0.0	0-0	0.0	0-0	0.0	0-0	0.0	0-0	0.0
2017	Texans	0-0	0.0	3-4	75.0	8-10	80.0	6-7	85.7	3-4	75.0
2018	Texans	1-1	100.0	9-9	100.0	11-11	100.0	12-15	80.0	4-6	66.7
2019	Texans	0-0	0.0	5-5	100.0	8-8	100.0	4-6	66.7	3-6	50.0
2020	Texans	0-0	0.0	8-8	100.0	9-9	100.0	6-8	75.0	4-6	66.7
2021	Texans	0-0	0.0	4-4	100.0	5-5	100.0	2-4	50.0	4-6	66.7
NFL TOTALS		1-1	100.0	29-30	96.7	41-43	95.3	30-40	75.0	18-28	64.3

KA'IMI FAIRBAIRN'S NFL POSTSEASON FIELD-GOAL ACCURACY STATISTICS

DATE	TEAM	1-19	PCT.	20-29	PCT.	30-39	PCT.	40-49	PCT.	50+	PCT.
2018	Texans	0-0	0.0	0-0	0.0	0-0	0.0	0-0	0.0	0-0	0.0
2019	Texans	0-0	0.0	1-1	100.0	1-1	100.0	1-1	100.0	0-1	0.0
NFL TOTALS		0-0	0.0	1-1	100.0	1-1	100.0	1-1	100.0	0-1	0.0

TEXANS BIOS

SINGLE-GAME HIGHS: KICKER

Field Goals Made	5 at New York Jets, Dec 15, 2018 ...1 more at 5.	Special Teams Tackles	1 vs. Denver Broncos, Dec 08, 2019 ...2 more at 1.
Field Goal Attempts	5 at New York Jets, Dec 15, 2018 ...3 more at 5.	Longest Field Goals Attempt	59 at Indianapolis Colts, Sep 30, 2018
Longest Field Goals Made	61 vs. Seattle Seahawks, Dec 12, 2021	Kickoff Average	66.8 vs. Indianapolis Colts, Dec 06, 2020
PATs Made	6 vs. Miami Dolphins, Oct 25, 2018 ...1 more at 6.	Extra Point Attempt Percentage	100.0 vs. Miami Dolphins, Oct 25, 2018 ...1 more at 100.0.
PAT Attempts	7 vs. Atlanta Falcons, Oct 06, 2019 ...1 more at 7.	Field Goal Percentage	100.0 vs. Tennessee Titans, Jan 03, 2021 ...3 more at 100.0.
Points	17 at New York Jets, Dec 15, 2018 ...1 more at 17.		

SINGLE-GAME HIGHS - POSTSEASON: KICKER

Field Goals Made	2 vs. Buffalo Bills, Jan 04, 2020	PATs Made	4 at Kansas City Chiefs, Jan 12, 2020
Field Goal Attempts	2 at Kansas City Chiefs, Jan 12, 2020 ...1 more at 2.	PAT Attempts	4 at Kansas City Chiefs, Jan 12, 2020
Longest Field Goals Made	41 vs. Buffalo Bills, Jan 04, 2020	Points	7 at Kansas City Chiefs, Jan 12, 2020

2021 GAME-BY-GAME REGULAR-SEASON STATISTICS (TEXANS)

W	DATE	OPPONENT	FIELD GOALS				EXTRA POINTS				PTS	W/L	SCORE	
			FGM	FGA	PCT	LG	XP	XPA	PCT	BLK				
01	09/12	Jaguars										W	37-21	
02	09/19	at Browns										L	21-31	
03	09/23	Panthers										L	9-24	
04	10/03	at Bills	P	0	0	0.0	0	0	0	0.0	0	0	L	0-40
05	10/10	Patriots	P	1	2	50.0	33	1	3	33.3	0	4	L	22-25
06	10/17	at Colts	P	1	1	100.0	31	0	0	0.0	0	3	L	3-31
07	10/24	at Cardinals	P	1	1	100.0	53	0	0	0.0	0	3	L	5-31
08	10/31	Rams	P	0	1	0.0	0	2	2	100.0	0	2	L	22-38
09	11/07	at Dolphins	P	3	3	100.0	40	0	0	0.0	0	9	L	9-17
11	11/21	at Titans	P	3	3	100.0	43	1	2	50.0	0	10	W	22-13
12	11/28	Jets	P	0	1	0.0	0	2	2	100.0	0	2	L	14-21
13	12/05	Colts	P	0	0	0.0	0	0	0	0.0	0	0	L	0-31
14	12/12	Seahawks	P	2	2	100.0	61	1	1	100.0	0	7	L	13-33
15	12/19	at Jaguars	P	3	3	100.0	52	3	3	100.0	0	12	W	30-16
16	12/26	Chargers										W	41-29	
17	01/02	at 49ers	P	0	1	0.0	0	1	1	100.0	0	1	L	7-23
18	01/09	Titans	P	1	1	100.0	31	2	2	100.0	0	5	L	25-28
2021 TOTALS			13	15	19	78.9	61	13	16	81.3	0	58	4-13	



ROYCE FREEMAN

RUNNING BACK

6-0 | 238 | OREGON

HOMETOWN: IMPERIAL, CALIF. | AGE: 25
4TH NFL SEASON | 1ST WITH TEXANS | ACQUIRED: W-'21 (CAR)
2021 GP/GS: 15/1 | CAREER GP/GS: 61/9
TEAMS: DEN '18-'20; CAR '21; HOU '21



26

TRANSACTIONS: Selected by the Denver Broncos in the third round (71st overall) of the 2018 NFL Draft...Waived by the Broncos on Sept. 1, 2021...Acquired via waivers by the Carolina Panthers from the Broncos on Sept. 2, 2021...Waived by the Panthers on Nov. 8, 2021...Acquired via waivers by the Houston Texans from the Panthers on Nov. 9, 2021.

2021 (Carolina 8/0; Houston 7/1):

- ✦ Played in eight games for the Panthers before being claimed by the Texans off waivers and appearing in seven games (one start). Amassed 169 yards on 56 carries (3.0 avg.) and 10 receptions for 77 receiving yards (7.7 avg.) on the season, including 35 rushes for 92 yards (2.6 avg.) and seven catches for 62 yards (8.9 avg.) during his time with the Texans
- ✦ Rushed 21 times for 77 yards (3.7 avg.) and hauled in three receptions for 15 yards (5.0 avg.) in eight games with the Panthers
- ✦ Recorded 25 rushing yards on six carries (4.2 avg.) at Atlanta (10/31)
- ✦ Played in his first game as a Texan vs. the N.Y. Jets (11/28), earning snaps on special teams
- ✦ Notched six receptions for a career-high 51 receiving yards and finished with 11 carries for 15 yards (1.5 avg.) vs. Seattle (12/12)
- ✦ Rushed for a season-high 34 yards on 12 carries (2.8 avg.) vs. the L.A. Chargers (12/26)
- ✦ Recorded six carries for 25 yards (4.2 avg.) at San Francisco (1/2/22)

2020 (Denver 16/0):

- ✦ Ran 35 times for 170 yards (4.9 avg.) and caught 12 passes for 81 yards (6.8 avg.), appearing in every game for the Broncos
- ✦ Rushed eight times for 26 yards (3.3 avg.) and caught one pass for four yards at New England (10/18)
- ✦ Logged a season-high 50 rushing yards on eight carries (6.3 avg.) vs. New Orleans (11/29)

2019 (Denver 16/0):

- ✦ Appeared in every game for Denver, logging 132 carries for 496 yards (3.8 avg.) and three touchdowns, along with 43 receptions for 256 yards (6.0 avg.) and a receiving touchdown. Posted a career-high 752 yards from scrimmage
- ✦ Notched a season-high 102 yards from scrimmage vs. Chicago (9/15), with 11 carries for 54 yards (4.9 avg.) and five receptions for 48 yards (9.6 avg.)
- ✦ Posted season highs in carries (15) and rushing yards (63),

- averaging 4.3 yards per carry and caught four passes for 10 yards (2.5 avg.) at Green Bay (9/22)
- ✦ Recorded 13 rushing attempts for 61 yards (4.7 avg.) and notched two receptions for six yards at the L.A. Chargers (10/6)
- ✦ Scored his first rushing touchdown of the season vs. Kansas City (10/17), with 10 carries for 35 yards (3.5 avg.) and four receptions for 32 yards (8.0 avg.)
- ✦ Recorded his first career receiving touchdown at Houston (12/8) and rushed eight times for 24 yards (3.0 avg.)

2018 (Denver 14/8):

- ✦ Started eight games as a rookie and posted a career-high 521 rushing yards on 130 carries (4.0 avg.) with five rushing touchdowns, also tallying 14 receptions for 72 yards (5.1 avg.)
- ✦ Logged a career-high 71 rushing yards on 15 carries (4.7 avg.) in his first career game vs. Seattle (9/9)
- ✦ Scored his first career rushing touchdown vs. Oakland (9/16), rushing eight times for 28 yards (3.5 avg.)
- ✦ Posted 13 rushes for 53 yards (4.1 avg.) and a touchdown and recorded his first career catch for five yards at Baltimore (9/23)
- ✦ Recorded a career-high 17 carries, gaining 60 yards on the ground (3.5 avg.) and caught eight passes for 43 yards (5.4) vs. the L.A. Chargers (12/30)

COLLEGE:

- ✦ Played four seasons (2014-17) at the University of Oregon in Eugene, Ore., rushing for 5,621 yards and 60 touchdowns on 947 attempts (5.9 avg.) while adding 79 receptions for 814 yards (10.3 avg.) and four touchdowns.
- ✦ Set the Pac-12 career rushing touchdown record with 60
- ✦ Earned Second-Team All-Pac-12 honors as a senior, following a campaign in which he garnered 1,475 rushing yards, his third season with over 1,000 yards rushing, and 16 touchdowns on 244 attempts
- ✦ Recorded nine touchdowns and 945 rushing yards, starting 10 games as a junior in 2016 and earning honorable mention all-conference recognition
- ✦ Voted a second-team All-American by the Football Writers Association of America as a sophomore, breaking Oregon's program rushing record with 1,836 yards
- ✦ Gained 1,523 all-purpose yards as a freshman, earning Freshman All-American honors as well as Pac-12 Freshman Offensive Player of the Year recognition

PERSONAL:

- ✦ Attended Imperial High School in Imperial, Calif., where he became the San Diego Section record-holder for career

TEXANS BIOS

rushing yards (7,606), career rushing touchdowns (111) and career points scored (724)

↳ Rushed for 2,482 yards on 201 carries and ran for 34 touchdowns as a senior

↳ Was considered a five-star recruit by Scout.com and was listed as the eighth-ranked running back in the nation in 2014

ROYCE FREEMAN'S NFL REGULAR SEASON RUSHING/RECEIVING STATISTICS

DATE	TEAM	GP	GS	RUSHING					RECEIVING				
				NO.	YDS.	AVG.	LG	TD	NO.	YDS.	AVG.	LG	TD
2018	Broncos	14	8	130	521	4.0	24	5	14	72	5.1	9	0
2019	Broncos	16	0	132	496	3.8	26	3	43	256	6.0	19	1
2020	Broncos	16	0	35	170	4.9	23	0	12	81	6.8	28	0
2021	Panthers	8	0	21	77	3.7	13	0	3	15	5.0	8	0
2021	Texans	7	1	35	92	2.6	13	0	7	62	8.9	12	0
2021	TOTAL	15	1	56	169	3.0	13	0	10	77	7.7	12	0
NFL TOTALS		61	9	353	1,356	3.8	26	8	79	486	6.2	28	1

ROYCE FREEMAN'S NFL REGULAR SEASON RETURN STATISTICS

DATE	TEAM	KICKOFF RETURNS					PUNT RETURNS					
		RET.	YDS.	AVG.	LG	TD	NO.	FC	YDS.	AVG.	LG	TD
2018	Broncos	0	0	0.0	0	0	0	0	0	0.0	0	0
2019	Broncos	0	0	0.0	0	0	0	0	0	0.0	0	0
2020	Broncos	0	0	0.0	0	0	0	0	0	0.0	0	0
2021	Panthers	0	0	0.0	0	0	0	0	0	0.0	0	0
2021	Texans	0	0	0.0	0	0	0	0	0	0.0	0	0
2021	TOTAL	0	0	0.0	0	0	0	0	0	0.0	0	0
NFL TOTALS		0	0	0.0	0	0	0	0	0	0.0	0	0

SINGLE-GAME HIGHS: RUSHING/RECEIVING

Rush Attempts 17 vs. Los Angeles Chargers, Dec 30, 2018
Rushing Yards 71 vs. Seattle Seahawks, Sep 09, 2018
Longest Runs 26 at Oakland Raiders, Sep 09, 2019
Rushing TDs 1 vs. Detroit Lions, Dec 22, 2019
 ...7 more at 1.
Receptions 8 vs. Los Angeles Chargers, Dec 30, 2018
Receiving Yards 51 vs. Seattle Seahawks, Dec 12, 2021
Longest Receptions 28 vs. Tampa Bay Buccaneers, Sep 27, 2020

Receiving TDs 1 at Houston Texans, Dec 08, 2019
All-Purpose Yards 103 vs. Los Angeles Chargers, Dec 30, 2018
Special Teams Tackles 2 vs. Tennessee Titans, Jan 09, 2022
Miscellaneous Tackles 1 at New England Patriots, Oct 18, 2020
 ...1 more at 1.
Most TDs 1 vs. Detroit Lions, Dec 22, 2019
 ...8 more at 1.
Rushing Average 8.4 vs. Kansas City Chiefs, Oct 01, 2018
Receiving Average 9.6 vs. Chicago Bears, Sep 15, 2019

TEXANS BIOS

2020 GAME-BY-GAME REGULAR-SEASON STATISTICS (BRONCOS)

W	DATE	OPPONENT	P/S	RUSHING					RECEIVING					W/L	SCORE
				NO.	YDS.	AVG.	LG	TD	NO.	YDS.	AVG.	LG	TD		
01	09/14	Titans	P	1	0	0.0	0	0	1	12	12.0	12	0	L	14-16
02	09/20	at Steelers	P	3	20	6.7	13	0	0	0	0.0	0	0	L	21-26
03	09/27	Buccaneers	P	2	4	2.0	2	0	2	31	15.5	28	0	L	10-28
04	10/01	at Jets	P	3	6	2.0	3	0	2	6	3.0	8	0	W	37-28
06	10/18	at Patriots	P	8	26	3.3	11	0	1	4	4.0	4	0	W	18-12
07	10/25	Chiefs	P	3	12	4.0	6	0	1	5	5.0	5	0	L	16-43
08	11/01	Chargers	P	0	0	0.0	0	0	0	0	0.0	0	0	W	31-30
09	11/08	at Falcons	P	0	0	0.0	0	0	0	0	0.0	0	0	L	27-34
10	11/15	at Raiders	P	2	11	5.5	9	0	2	15	7.5	14	0	L	12-37
11	11/22	Dolphins	P	0	0	0.0	0	0	0	0	0.0	0	0	W	20-13
12	11/29	Saints	P	8	50	6.3	23	0	0	0	0.0	0	0	L	3-31
13	12/06	at Chiefs	P	0	0	0.0	0	0	0	0	0.0	0	0	L	16-22
14	12/13	at Panthers	P	0	0	0.0	0	0	0	0	0.0	0	0	W	32-27
15	12/19	Bills	P	1	4	4.0	4	0	0	0	0.0	0	0	L	19-48
16	12/27	at Chargers	P	2	16	8.0	10	0	2	7	3.5	4	0	L	16-19
17	01/03	Raiders	P	2	21	10.5	20	0	1	1	1.0	1	0	L	31-32
2020 TOTALS			16-0	35	170	4.9	23	0	12	81	6.8	28	0	5-11	

2021 GAME-BY-GAME REGULAR-SEASON STATISTICS (PANTHERS/TEXANS)

W	DATE	OPPONENT	P/S	RUSHING					RECEIVING					W/L	SCORE
				NO.	YDS.	AVG.	LG	TD	NO.	YDS.	AVG.	LG	TD		
01	09/12	Jets	P	0	0	0.0	0	0	0	0	0.0	0	0	W	19-14
02	09/19	Saints	P	0	0	0.0	0	0	0	0	0.0	0	0	W	26-7
03	09/23	at Texans	P	5	17	3.4	13	0	1	8	8.0	8	0	W	24-9
04	10/03	at Cowboys	P	3	12	4.0	6	0	0	0	0.0	0	0	L	28-36
05	10/10	Eagles	P	3	2	0.7	3	0	1	6	6.0	6	0	L	18-21
06	10/17	Vikings	P	1	3	3.0	3	0	0	0	0.0	0	0	L	28-34+
07	10/24	at Giants	P	3	18	6.0	7	0	1	1	1.0	1	0	L	3-25
08	10/31	at Falcons	P	6	25	4.2	6	0	0	0	0.0	0	0	W	19-13
09	11/07	Patriots												L	6-24
INACTIVE															
Went from Panthers to Texans .															
11	11/21	at Titans												W	22-13
INACTIVE															
12	11/28	Jets	P	0	0	0.0	0	0	0	0	0.0	0	0	L	14-21
13	12/05	Colts	P	3	10	3.3	5	0	1	11	11.0	11	0	L	0-31
14	12/12	Seahawks	P	11	15	1.4	8	0	6	51	8.5	12	0	L	13-33
15	12/19	at Jaguars	P	3	8	2.7	4	0	0	0	0.0	0	0	W	30-16
16	12/26	Chargers	P	12	34	2.8	13	0	0	0	0.0	0	0	W	41-29
17	01/02	at 49ers	S	6	25	4.2	8	0	0	0	0.0	0	0	L	7-23
18	01/09	Titans	P	0	0	0.0	0	0	0	0	0.0	0	0	L	25-28
2021 TOTALS			15-1	56	169	3.0	13	0	10	77	7.7	12	0	7-10	

+ - Overtime



JONATHAN GREENARD

DEFENSIVE LINEMAN

6-3 | 263 | FLORIDA

HOMETOWN: HIRAM, GA. | AGE: 24

2ND NFL SEASON | 2ND WITH TEXANS | ACQUIRED: D3-'20

2021 GP/GS: 12/12 | CAREER GP/GS: 25/13

TEAMS: HOU '20-21



52

TRANSACTIONS: Selected by the Houston Texans in the third round (90th overall) of the 2020 NFL Draft...Placed on the Reserve/COVID-19 List on Dec. 18, 2021...Activated from the Reserve/COVID-19 List on Dec. 29, 2021.

2021 (Houston 12/12):

- ✔ Started all 12 games he played and led the team with a career-high 8.0 sacks on the season, also notching career highs with 33 tackles (23 solo), nine tackles for loss, 12 quarterback hits, four passes defended and two forced fumbles
- ✔ Recorded at least one sack in four consecutive games from Weeks 5-8, tied for the eighth-longest sack streak in the league in 2021
- ✔ Saw his first action of the season vs. Carolina (9/23), recording four tackles (two solo), one sack and his first career forced fumble
- ✔ Recorded three tackles (all solo), two tackles for loss and a sack on QB Mac Jones vs. New England (10/10)
- ✔ Finished second on the team with a season-high six tackles (five solo) and notched 2.0 sacks, marking the first multi-sack game of his career at Indianapolis (10/17)
- ✔ Logged four total tackles (three solo), 2.0 sacks and one pass defended at Arizona (10/24)
- ✔ Posted three tackles (all solo) and logged a sack and a pass defended vs. the L.A. Rams (10/31)
- ✔ Finished with three tackles (all solo), one quarterback hit, one tackle for loss and one pass defended at Miami (11/7)
- ✔ Tallied two tackles (one solo), one sack, two quarterback hits and a forced fumble vs. the N.Y. Jets (11/28). Strip-sacked QB Zach Wilson for a loss of eight yards

2020 (Houston 13/1):

- ✔ Saw action in 13 games (one start) in his rookie season and notched 18 total tackles (nine solo), two tackles for loss, 1.0 sack, three quarterback hits, one pass defended and one special teams tackle
- ✔ Inactive in Weeks 1-3
- ✔ Appeared in his first NFL game vs. Minnesota (10/4)
- ✔ Notched the first three tackles (one solo) of his career at Jacksonville (11/8)
- ✔ Recorded the first sack of his NFL career for a seven-yard loss vs. New England (11/22)
- ✔ Notched one solo tackle, one pass defended and one

special teams tackle at Detroit (11/26)

- ✔ Finished with a career-high nine total tackles (five solo) and logged one tackle for loss and one quarterback hit vs. Tennessee (1/3/21)

COLLEGE:

- ✔ Spent four seasons (2015-18) at the University of Louisville in Louisville, Ky., before transferring to the University of Florida in Gainesville, Fla., where he spent the 2019 season
- ✔ Played in 38 games over his collegiate career, totaling 122 total tackles (64 solo), 19.0 sacks, three interceptions and four forced fumbles
- ✔ Appeared in all 12 games in his lone season with the Gators and led the SEC with 9.5 sacks and 15.5 tackles for loss, while adding 52 tackles (27 solo), three forced fumbles, four pass breakups and a fumble recovery returned for a touchdown. Selected First-Team All-SEC by the coaches and AP and was awarded Defensive Lineman of the Week four times (Miami, Vanderbilt, Missouri & Florida State)
- ✔ Named a team captain prior to the 2018 season at Louisville, but suffered a season-ending injury in the first game of the season
- ✔ Played in 13 games (five starts) as a sophomore in 2017 and led the team with 15.5 tackles for loss and tied for the team lead with seven sacks while adding 49 total tackles (29 solo), one forced fumble, eight quarterback hits and one pass defended
- ✔ Saw action in 12 games (one start) as a redshirt freshman in 2016 and logged 22 tackles (eight solo), seven tackles for loss, 2.5 sacks, one interception, three quarterback hits and three passes defended
- ✔ Redshirted in his first season at Louisville in 2015

PERSONAL:

- ✔ Attended Hiram (Ga.) High School where he played outside linebacker and tight end and was tabbed the 5-A Region Defensive Player of the Year as a senior after recording 43 tackles and 7.0 sacks. Also caught 11 passes for 249 yards and five touchdowns at the tight end position
- ✔ Selected to the Georgia 5-A Class all-state team as an honorable mention as a senior
- ✔ Also lettered in basketball

TEXANS BIOS

SINGLE-GAME HIGHS: DEFENSIVE

Total Tackles 9 vs. Tennessee Titans, Jan 03, 2021
Sacks 2.0 at Arizona Cardinals, Oct 24, 2021
 ...1 more at 2.0.
Passes Defensed 1 vs. Seattle Seahawks, Dec 12, 2021
 ...4 more at 1.

Forced Fumbles 1 vs. New York Jets, Nov 28, 2021
 ...1 more at 1.
Tackles For Loss 2 at Arizona Cardinals, Oct 24, 2021
 ...2 more at 2.
Special Teams Tackles 1 at Detroit Lions, Nov 26, 2020

2021 GAME-BY-GAME REGULAR-SEASON STATISTICS (TEXANS)

W	DATE	OPPONENT	P/S	TACKLES							INTERCEPTIONS					FUMBLES				ST				MISC		W/L	SCORE					
				TK	S	A	SK	YDS	TFL	YDS	QBH	NO	YDS	LG	TD	PD	FF	FR	TD	YDS	TK	S	A	FF	FR			S	A			
01	09/12	Jaguars		INACTIVE																							W	37-21				
02	09/19	at Browns		INACTIVE																							L	21-31				
03	09/23	Panthers	S	4	2	2	1.0	1.0	1	3	1	0	0	0	0	0	0	1	0	0	0	0	0	0	0	0	0	0	0	0	L	9-24
04	10/03	at Bills	S	0	0	0	0.0	0.0	0	0	0	0	0	0	0	0	0	0	0	0	0	0	0	0	0	0	0	0	0	L	0-40	
05	10/10	Patriots	S	3	3	0	1.0	5.0	2	8	1	0	0	0	0	0	0	0	0	0	0	0	0	0	0	0	0	0	L	22-25		
06	10/17	at Colts	S	6	5	1	2.0	9.0	2	9	3	0	0	0	0	0	0	0	0	0	0	0	0	0	0	0	0	L	3-31			
07	10/24	at Cardinals	S	4	3	1	2.0	12.0	2	12	2	0	0	0	0	1	0	0	0	0	0	0	0	0	0	0	0	L	5-31			
08	10/31	Rams	S	3	3	0	1.0	8.0	1	8	1	0	0	0	0	1	0	0	0	0	0	0	0	0	0	0	L	22-38				
09	11/07	at Dolphins	S	3	3	0	0.0	0.0	1	0	1	0	0	0	0	1	0	0	0	0	0	0	0	0	0	0	L	9-17				
11	11/21	at Titans		INACTIVE																							W	22-13				
12	11/28	Jets	S	2	1	1	1.0	15.0	0	0	2	0	0	0	0	0	1	0	0	0	0	0	0	0	0	0	L	14-21				
13	12/05	Colts	S	2	1	1	0.0	0.0	0	0	1	0	0	0	0	0	0	0	0	0	0	0	0	0	0	0	L	0-31				
14	12/12	Seahawks	S	4	1	3	0.0	0.0	0	0	0	0	0	0	0	1	0	0	0	0	0	0	0	0	0	L	13-33					
16	12/26	Chargers		RESERVE/COVID-19																							W	41-29				
17	01/02	at 49ers	S	2	1	1	0.0	0.0	0	0	0	0	0	0	0	0	0	0	0	0	0	0	0	0	0	L	7-23					
18	01/09	Titans	S	0	0	0	0.0	0.0	0	0	0	0	0	0	0	0	0	0	0	0	0	0	0	0	0	L	25-28					
2021 TOTALS			12-12	33	23	10	8.0	50.0	9	40	12	0	0	0	0	4	2	0	0	0	0	0	0	0	0	0	3-13					



KAMU GRUGIER-HILL

LINEBACKER

6-2 | 230 | EASTERN ILLINOIS

HOMETOWN: PAPAOLEA, HAWAII | AGE: 27

6TH NFL SEASON | 1ST WITH TEXANS | ACQUIRED: UFA-'21 (MIA)

2021 GP/GS: 14/14 | CAREER GP/GS (POST): 83/31 (5/1)

TEAMS: PHI '16-19; MIA '20; HOU '21



51

TRANSACTIONS: Selected by the New England Patriots with the 33rd pick of the sixth round (208th overall) of the 2016 NFL Draft...Waived by the Patriots on Sept. 3, 2016...Claimed off waivers by the Philadelphia Eagles on Sept. 4, 2016...Signed by the Miami Dolphins as an unrestricted free agent on March 21, 2020...Signed by the Houston Texans as an unrestricted free agent on March 23, 2021...Placed on the Reserve/COVID-19 List on Dec. 13, 2021...Activated from the Reserve/COVID-19 List on Dec. 29, 2021.

2021 (Houston 14/14):

- ✦ Started all 14 games he played and led the team with a career-high 106 tackles (70 solo), also notching career highs with 3.0 sacks, five quarterback hits, three passes defended and his second career interception. Led the team with 13 tackles for loss on the season, tying for the NFL lead among inside linebackers
- ✦ Made his first start as a Texan in the season opener vs. Jacksonville (9/12) and totaled two tackles (one solo)
- ✦ Finished with a team-leading nine tackles (six solo) along with one sack, three tackles for loss (tied his career high) and a forced fumble at Cleveland (9/19). Sacked QB Baker Mayfield in the second quarter for a loss of four yards, his first sack as a Texan and third of his career
- ✦ Finished tied for third on the team with seven tackles (four solo) and one tackle for loss at Buffalo (10/3)
- ✦ Led the team with seven total tackles (four solo) at Indianapolis (10/17)
- ✦ Finished tied for second on the team with eight tackles (five solo) at Miami (11/7), also notching one tackle for loss and one forced fumble
- ✦ Paced the team with 12 tackles (six solo), also tallying a career-high two quarterback hits, one interception and a career-high two passes defended at Tennessee (11/21). Recorded his second career interception from QB Ryan Tannehill in the first quarter and returned it 82 yards, tied for the sixth-longest interception return in Texans history
- ✦ Finished third on the team with seven tackles (six solo) and added one sack vs. the N.Y. Jets (11/28). Sacked QB Zach Wilson for a loss of nine yards
- ✦ Set a new Texans single-game record with 19 tackles (10 solo), also tallying 1.0 sack, one quarterback hit and three tackles for loss vs. Indianapolis (12/5). Recorded 13 tackles in the first half, tying Jamie Sharper (at Tampa Bay, 12/14/03) for the most tackles in a single half in franchise history. Became the only NFL player since the 1999 season to finish a game with 19 tackles, three tackles for loss and a sack

- ✦ Finished second on the team with six tackles (five solo), also tallying two tackles for loss and one pass defended vs. Seattle (12/12)
- ✦ Made seven tackles (five solo) and a tackle for loss vs. Tennessee (1/9/22)

2020 (Miami 15/1):

- ✦ Appeared in 15 games (one start) and totaled 23 tackles (17 solo), 1.0 sack, two quarterback hits, one tackle for loss, one fumble recovery and five special teams tackles
- ✦ Contributed a season-high seven total tackles (five solo) and added 1.0 sack for a loss of 10 yards at Jacksonville (9/24)
- ✦ Recovered a fumble and notched three solo tackles vs. Kansas City (12/13)

2019 (Philadelphia 10/6, 0/0):

- ✦ Played in 10 games (six starts) and added 22 total tackles (16 solo), four tackles for loss and one fumble recovery
- ✦ Recovered a fumble at Minnesota (10/13)
- ✦ Logged five solo tackles and three tackles for loss vs. New England (11/17)
- ✦ Placed on the Reserve/Injured list prior to Week 16

2018 (Philadelphia 16/10, 2/1):

- ✦ Saw action in all 16 games (10 starts) and notched 34 total tackles (24 solo), 1.0 sack, five tackles for loss, 11 special teams tackles, two passes defended, one quarterback hit, one interception and one forced fumble
- ✦ Intercepted Giants QB Eli Manning on the first possession of the game and returned it 24 yards at the N.Y. Giants (10/11)
- ✦ Totaled a season-high eight tackles (four solo) and added a tackle for loss at Dallas (12/9)
- ✦ Strip-sacked Rams QB Jared Goff in the third quarter at the L.A. Rams (12/16)

2017 (Philadelphia 16/0, 3/0):

- ✦ Appeared in all 16 games and added nine total tackles (eight solo), one tackle for loss, one quarterback hit, one forced fumble and 12 special teams tackles. Also saw action in all three postseason games in the Eagles' run to a Super Bowl LII championship
- ✦ Forced a fumble vs. Washington (10/23) on a punt return in the first quarter

2016 (Philadelphia 12/0):

- ✦ Spent the offseason with the Patriots before being waived prior to the season
- ✦ Claimed off waivers by the Eagles and played in 12 games,

TEXANS BIOS

- contributing seven special teams tackles
- ✦ Made his NFL debut vs. Cleveland (9/11)

COLLEGE:

- ✦ Played four seasons (2012-15) at Eastern Illinois University in Charleston, Ill.
- ✦ Appeared in 48 games (27 starts) and totaled 236 tackles (138 solo), 9.0 sacks, six interceptions, 16 passes defended, four forced fumbles, six fumble recoveries and 1 blocked kick
- ✦ Earned first-team All-Ohio Valley Conference honors for the second-consecutive year as a senior (2015) after starting 10 games and logging 70 total tackles (50 solo), 6.5 sacks, one interception, three passes defended and three fumble recoveries
- ✦ Named first-team All-Ohio Valley Conference in his junior season (2014) when he played in all 12 games (11 starts)

with 97 total tackles (47 solo), 1.5 sacks, three interceptions, six passes defended, two forced fumbles and two fumble recoveries

- ✦ Appeared in all 14 games (five starts) as a sophomore (2013) and notched 43 total tackles (25 solo), 1.0 sack, one interception, three passes defended, one forced fumble and one fumble recovery
- ✦ Saw action in 12 games (one start) and logged 26 total tackles (16 solo), one interception, four passes defended and one forced fumble as a true freshman (2012)

PERSONAL:

- ✦ Attended Kamehameha High School in Honolulu
- ✦ Played safety and served as the team's punter as a senior and was a first team All-Interscholastic League selection at linebacker
- ✦ Was also a soccer and volleyball player in high school

KAMU GRUGIER-HILL'S NFL REGULAR SEASON DEFENSIVE STATISTICS

DATE	TEAM	GP	GS	TACKLES								INTERCEPTIONS					FUMBLES				ST				MISC		
				TK	S	A	TFL	YDS	SK	YDS	QBH	NO	YDS	LG	TD	PD	FF	FR	TD	YDS	TK	S	A	FF	FR	S	A
2016	Eagles	12	0	1	1	0	1	6	0.0	0.0	0	0	0	0	0	0	0	0	0	0	7	6	1	0	0	0	0
2017	Eagles	16	0	9	8	1	1	2	0.0	0.0	1	0	0	0	0	0	0	0	0	0	13	11	2	1	0	0	0
2018	Eagles	16	10	34	24	10	5	9	1.0	6.0	1	1	24	24	0	2	1	0	0	0	11	9	2	0	0	0	0
2019	Eagles	10	6	22	16	6	4	8	0.0	0.0	1	0	0	0	0	0	0	1	0	29	1	1	0	0	0	0	0
2020	Dolphins	15	1	23	17	6	1	10	1.0	10.0	2	0	0	0	0	0	0	1	0	0	5	4	1	0	0	0	0
2021	Texans	14	14	106	70	36	13	43	3.0	20.0	5	1	82	82	0	3	2	0	0	0	2	1	1	0	0	0	0
NFL TOTALS		83	31	195	136	59	25	78	5.0	36.0	10	2	106	82	0	5	3	2	0	29	39	32	7	1	0	0	0

KAMU GRUGIER-HILL'S NFL POSTSEASON DEFENSIVE STATISTICS

DATE	TEAM	GP	GS	TACKLES								INTERCEPTIONS					FUMBLES				ST				MISC		
				TK	S	A	TFL	YDS	SK	YDS	QBH	NO	YDS	LG	TD	PD	FF	FR	TD	YDS	TK	S	A	FF	FR	S	A
2017	Eagles	3	0	0	0	0	0	0	0.0	0.0	0	0	0	0	0	0	0	0	0	0	0	0	0	0	0	0	0
2018	Eagles	2	1	0	0	0	0	0	0.0	0.0	0	0	0	0	0	0	0	0	0	0	2	0	2	0	0	0	0
2019	Eagles	0	0	0	0	0	0	0	0.0	0.0	0	0	0	0	0	0	0	0	0	0	0	0	0	0	0	0	0
NFL TOTALS		5	1	0	0	0	0	0	0.0	0.0	0	0	0	0	0	0	0	0	0	0	2	0	2	0	0	0	0

SINGLE-GAME HIGHS: DEFENSIVE

Total Tackles	19 vs. Indianapolis Colts, Dec 05, 2021	Interceptions	1 at Tennessee Titans, Nov 21, 2021 ...1 more at 1.
Sacks	1.0 vs. Indianapolis Colts, Dec 05, 2021 ...4 more at 1.0.	Interception Return Yards	24 at New York Giants, Oct 11, 2018
Passes Defended	2 at Tennessee Titans, Nov 21, 2021	Special Teams Tackles	3 at New York Giants, Dec 17, 2017
Forced Fumbles	1 at Miami Dolphins, Nov 07, 2021 ...2 more at 1.	Special Teams Forced Fumbles	1 vs. Washington, Oct 23, 2017
Fumble Recoveries	1 vs. Kansas City Chiefs, Dec 13, 2020 ...1 more at 1.	Longest Opponent's Fumble Return	29 at Minnesota Vikings, Oct 13, 2019
Tackles For Loss	3 vs. Indianapolis Colts, Dec 05, 2021 ...2 more at 3.		

SINGLE-GAME HIGHS - POSTSEASON: DEFENSIVE

Special Teams Tackles	1 at New Orleans Saints, Jan 13, 2019 ...1 more at 1.
------------------------------	--

TEXANS BIOS

2021 GAME-BY-GAME REGULAR-SEASON STATISTICS (TEXANS)

W	DATE	OPPONENT	P/S	TACKLES								INTERCEPTIONS					FUMBLES				ST				MISC		W/L	SCORE							
				TK	S	A	SK	YDS	TFL	YDS	QBH	NO	YDS	LG	TD	PD	FF	FR	TD	YDS	TK	S	A	FF	FR	S			A						
01	09/12	Jaguars	S	2	1	1	0.0	0.0	0	0	0	0	0	0	0	0	0	0	0	0	0	0	0	0	0	0	0	0	0	0	0	0	0	W	37-21
02	09/19	at Browns	S	9	6	3	1.0	4.0	3	8	1	0	0	0	0	0	0	0	0	0	0	0	0	0	0	0	0	0	0	0	0	0	L	21-31	
03	09/23	Panthers																														L	9-24		
04	10/03	at Bills	S	7	4	3	0.0	0.0	1	5	0	0	0	0	0	0	0	0	0	0	0	0	0	0	0	0	0	0	0	0	0	L	0-40		
05	10/10	Patriots	S	4	4	0	0.0	0.0	1	3	0	0	0	0	0	0	0	0	0	0	0	0	0	0	0	0	0	0	0	0	0	L	22-25		
06	10/17	at Colts	S	7	4	3	0.0	0.0	0	0	0	0	0	0	0	0	0	0	0	0	0	0	0	0	0	0	0	0	0	0	0	L	3-31		
07	10/24	at Cardinals	S	6	4	2	0.0	0.0	0	0	0	0	0	0	0	0	0	0	0	0	0	0	0	0	0	0	0	0	0	0	0	L	5-31		
08	10/31	Rams	S	5	4	1	0.0	0.0	0	0	0	0	0	0	0	0	0	0	0	0	0	0	0	0	0	0	0	0	0	0	0	L	22-38		
09	11/07	at Dolphins	S	8	5	3	0.0	0.0	1	5	0	0	0	0	0	0	0	0	0	0	0	0	0	0	0	0	0	0	0	0	0	L	9-17		
11	11/21	at Titans	S	12	7	5	0.0	0.0	0	0	2	1	82	82	0	2	0	0	0	0	0	0	0	0	0	0	0	0	0	0	0	W	22-13		
12	11/28	Jets	S	7	6	1	1.0	9.0	1	9	1	0	0	0	0	0	0	0	0	0	0	0	0	0	0	0	0	0	0	0	0	L	14-21		
13	12/05	Colts	S	19	10	9	1.0	7.0	3	9	1	0	0	0	0	0	0	0	0	0	0	0	0	0	0	0	0	0	0	0	L	0-31			
14	12/12	Seahawks																														L	13-33		
15	12/19	at Jaguars																														W	30-16		
16	12/26	Chargers																														W	41-29		
17	01/02	at 49ers	S	7	5	2	0.0	0.0	0	0	0	0	0	0	0	0	0	0	0	0	0	0	0	0	0	0	0	0	0	0	0	L	7-23		
18	01/09	Titans	S	7	5	2	0.0	0.0	1	0	0	0	0	0	0	0	0	0	0	0	0	0	0	0	0	0	0	0	0	0	0	L	25-28		
2021 TOTALS			13-13	100	65	35	3.0	20.0	11	39	5	1	82	82	0	2	2	0	0	0	0	2	1	0	0	0	0	0	0	4-13					



CHARLIE HECK

OFFENSIVE LINEMAN

6-8 | 311 | NORTH CAROLINA

HOMETOWN: KANSAS CITY, MO. | AGE: 25

2ND NFL SEASON | 2ND WITH TEXANS | ACQUIRED: D4A-'20

2021 GP/GS: 15/13 | CAREER GP/GS: 18/14

TEAMS: HOU '20-21



67

TRANSACTIONS: Selected by the Houston Texans in the fourth round (126th overall) of the 2020 NFL Draft...Placed on the Reserve/COVID-19 List on Sept. 6, 2021...Activated from the Reserve/COVID-19 List on Sept. 16, 2021.

2021 (Houston 15/13):

- ✦ Played in a career-high 15 games making 13 starts at right tackle
- ✦ Earned his first snaps of the season on offense and special teams at Cleveland (9/19)
- ✦ Made his first start of the season vs. New England (10/10) and blocked for QB Davis Mills, helping him become the first rookie quarterback in NFL history to finish a game with 300-plus passing yards, three-plus passing touchdowns and a passer rating of 140.0 or higher
- ✦ Helped pave the way for a rushing attack that combined for 124 yards on the ground and averaged 4.3 yards per carry at Indianapolis (10/17)
- ✦ Blocked for QB Davis Mills vs. the L.A. Rams (10/31) as he threw for 310 yards and completed 29-of-38 passes (76.3 percent), the best completion percentage of his career
- ✦ Helped protect QB Davis Mills as he threw for a career-high 331 yards vs. Seattle (12/13)
- ✦ Blocked for a rushing attack that gained a season-high 189 yards and two touchdowns on the ground, averaging 5.3 yards per carry vs. the L.A. Chargers (12/26)
- ✦ Helped protect Davis Mills vs. Tennessee (1/9/22) as he completed 23-of-33 passes (69.7 percent) for 301 yards, three touchdowns and a passer rating of 128.5

2020 (Houston 3/1):

- ✦ Appeared in three games (one start) as a rookie
- ✦ Inactive in Weeks 1-10 and 12-15
- ✦ Made his first NFL appearance vs. New England (11/22)
- ✦ Saw extended action at right tackle after Laremy Tunsil was injured and was part of an offensive line that helped the Texans offense average a franchise record 9.6 yards per play vs. Cincinnati (12/27)

- ✦ Made his first start at right tackle vs. Tennessee (1/3/21)

COLLEGE:

- ✦ Spent four seasons (2016-19) at the University of North Carolina at Chapel Hill, appearing in 43 games (34 starts) at both left and right tackle
- ✦ Started in 12 games at left tackle as a senior in 2019 and led the team with 43 knockdowns while only surrendering one half-sack all year long, earning him second-team All-ACC honors. Helped pave the way for an offense that averaged 474.0 yards per game, which ranked second in the ACC and 12th nationally
- ✦ Started in all 11 games his junior season in 2018 as part of an offensive line that allowed just 10 sacks on the season, which ranked second in the ACC and seventh nationally. Earned the team's Lineman of the Week honors twice during the season with five knockdowns against ECU (9/8) and three against Virginia (10/27)
- ✦ Played in all 12 games as a sophomore in 2017, starting the final 11 games of the season
- ✦ Played in eight games as a redshirt freshman in 2016, including the Tar Heels Sun Bowl appearance against Stanford (12/30)
- ✦ Redshirted in his first season at North Carolina in 2015

PERSONAL:

- ✦ Attended Rockhurst High School in Kansas City, Mo., where he played a variety of positions, including tight end, offensive tackle and defensive end
- ✦ As a team captain in his senior season, helped lead Rockhurst to a 12-2 record and the Missouri Class 6A state championship game
- ✦ Earned first-team all-district and all-metro honors and was named second-team all-state
- ✦ His father, Andy Heck, is currently the offensive line coach for the Kansas City Chiefs, where he's coached since 2013
- ✦ His brother, Jon, was also a four-year starter on the offensive line at North Carolina

TEXANS BIOS

2021 GAME-BY-GAME REGULAR-SEASON STATISTICS (TEXANS)

W	DATE	OPPONENT	P/S		W/L	SCORE
01	09/12	Jaguars		RESERVE/COVID-19	W	37-21
02	09/19	at Browns	P		L	21-31
03	09/23	Panthers	P		L	9-24
04	10/03	at Bills		DID NOT PLAY	L	0-40
05	10/10	Patriots	S		L	22-25
06	10/17	at Colts	S		L	3-31
07	10/24	at Cardinals	S		L	5-31
08	10/31	Rams	S		L	22-38
09	11/07	at Dolphins	S		L	9-17
11	11/21	at Titans	S		W	22-13
12	11/28	Jets	S		L	14-21
13	12/05	Colts	S		L	0-31
14	12/12	Seahawks	S		L	13-33
15	12/19	at Jaguars	S		W	30-16
16	12/26	Chargers	S		W	41-29
17	01/02	at 49ers	S		L	7-23
18	01/09	Titans	S		L	25-28
2021 TOTALS			15-13		4-13	



NEVILLE HEWITT

LINEBACKER

6-2 | 234 | MARSHALL

HOMETOWN: CONYERS, GA. | AGE: 28

7TH NFL SEASON | 1ST WITH TEXANS | ACQUIRED: FA-'21

2021 GP/GS: 17/5 | CAREER GP/GS (POST): 99/44 (1/0)

TEAMS: MIA '15-17; NYJ '18-20; HOU '21



43

TRANSACTIONS: Signed by the Miami Dolphins as a college free agent on May 8, 2015...Waived by the Dolphins on Sept. 2, 2017...Signed to the Dolphins practice squad on Oct. 9, 2017...Signed to the Dolphins active roster from the practice squad on Nov. 22, 2017...Signed by the New York Jets as an unrestricted free agent on March 28, 2018...Re-signed by the Jets on March 18, 2019...Re-signed by the Jets on March 20, 2020...Signed by the Houston Texans as a free agent on May 7, 2021...Placed on the Reserve/COVID-19 List on Dec. 27, 2021...Activated from the Reserve/COVID-19 List on Dec. 29, 2021.

2021 (Houston 17/5):

- ✦ Played in all 17 games with five starts, totaling 51 defensive tackles (32 solo), one tackle for loss, one quarterback hit and a team-leading nine special teams tackles (five solo)
- ✦ Appeared in his first game as a Texan on special teams in the season opener vs. Jacksonville (9/12)
- ✦ Recorded his first tackle as a Texan on special teams at Cleveland (9/19)
- ✦ Made his first start as a Texan at Miami (11/7) and led the team in tackles with nine (five solo), also notching one special teams tackle
- ✦ Logged three tackles (two solo) and his first quarterback hit as a Texan at Tennessee (11/21)
- ✦ Notched four tackles (all solo) and his first tackle for loss as a Texan vs. the N.Y. Jets (11/28)
- ✦ Finished third on the team with nine tackles (four solo) and tallied one special teams tackle at Jacksonville (12/19)
- ✦ Led the team with 11 tackles (eight solo), tied for the third-highest total of his NFL career vs. the L.A. Chargers (12/26)

2020 (N.Y. Jets 16/16):

- ✦ Started all 16 games for the first time in his career and finished ninth in the NFL in total tackles (131). Also added 2.0 sacks, six tackles for loss, four passes defended, four quarterback hits, one forced fumble and one fumble recovery
- ✦ Notched a season-high 13 total tackles (10 solo) vs. Buffalo (10/25)
- ✦ Sacked Dolphins QB Ryan Fitzpatrick and forced a fumble on the play vs. Miami (11/29). Also recovered a fumble at the end of the third quarter
- ✦ Posted a sack in consecutive games when he totaled 12 tackles (nine solo) and brought down Raiders QB Derek Carr in the second quarter for an eight-yard loss vs. Las Vegas (12/6)

2019 (N.Y. Jets 12/12):

- ✦ Started all 12 games he played in and notched 72 total tackles (42 solo), 3.0 sacks, eight quarterback hits, six tackles for loss, five passes defended and two interceptions
- ✦ Finished as one-of-seven players in the league with at least 3.0 sacks and two interceptions
- ✦ Intercepted Bills QB Josh Allen with 1:06 left in the second quarter in the season-opener vs. Buffalo (9/8)
- ✦ Logged a sack in consecutive games in Weeks 2-3 against Cleveland (9/16) and New England (9/22)
- ✦ Tallied a season-high 11 total tackles (seven solo) at Philadelphia (10/6)
- ✦ Recorded his second interception of the season in Week 11 (11/17) after intercepting Washington QB Dwayne Haskins and returning it to the five-yard line to set up a Jets touchdown
- ✦ Notched eight total tackles (two solo), 1.0 sack, one quarterback hit and one tackle for loss vs. Pittsburgh (12/22)

2018 (N.Y. Jets 16/4):

- ✦ Appeared in all 16 games (four starts) for the third time in his career and registered 28 total tackles (18 solo), 1.5 sacks and 12 special teams tackles, which was the second most on the team
- ✦ Posted seven total tackles (five solo), 0.5 sack, one quarterback hit and a special teams tackle in his first start of the season at Buffalo (12/9)
- ✦ Contributed a season-high nine total tackles (six solo), 1.0 sack, three quarterback hits and one tackle for loss vs. Green Bay (12/23)

2017 (Miami 6/0):

- ✦ Signed to the Dolphins practice squad prior to Week 6
- ✦ Elevated to the active roster from the practice squad in Week 11 and appeared in six games, registering one special teams tackle

2016 (Miami 16/5, 1/0):

- ✦ Played in 16 games (five starts) and logged 57 total tackles (35 solo), 1.0 sack, four tackles for loss, one fumble recovery, one quarterback hit, one pass defended and seven special teams tackles
- ✦ Notched six total tackles (five solo), one tackle for loss and a special teams tackle vs. Cleveland (9/25)
- ✦ Added his first sack of the season vs. the N.Y. Jets (12/17) when he brought down QB Bryce Petty for a nine-yard loss

TEXANS BIOS

- ✦ Logged a season-high nine total tackles (six solo) and two tackles for loss at Buffalo (12/24)

2015 (Miami 16/2):

- ✦ Saw action in 16 games (two starts), totaling 32 tackles (22 solo), three passes defended, three tackles for loss, one interception and one quarterback hit
- ✦ Made his NFL debut at Washington (9/13)
- ✦ Tallied the first interception of his career when he picked off Cowboys QB Tony Romo in the third quarter vs. Dallas (11/22)
- ✦ Tied a season-best with six total tackles (four solo), one tackle for loss and one pass defended in his second start of the season vs. New England (1/3/16)

COLLEGE:

- ✦ Played two seasons at Marshall University in Huntington, W.Va. (2013-14) after transferring from Georgia Military

College (2011-12) in Milledgeville, Ga. where he played two seasons (2011-12)

- ✦ Voted as the 2014 Conference USA Defensive Player of the Year by league coaches as he led the Herd defense to a 13-1 season, making a conference-high 123 tackles
- ✦ Ranked second on the team with 85 total tackles (30 solo), including 3.5 tackles for loss and 2.5 sacks. Also made an interception, had one pass breakup, a fumble recovery and a forced fumble on the year
- ✦ Saw action in two seasons at Georgia Military College (2011-12) and notched 65 tackles, five tackles for loss and five pass breakups as a sophomore (2012) when he played as a hybrid safety and linebacker

PERSONAL:

- ✦ Attended Rockdale County High School in Conyers, Ga.
- ✦ Graduated with a degree in business management from Marshall

NEVILLE HEWITT'S NFL REGULAR SEASON DEFENSIVE STATISTICS

DATE	TEAM	GP	GS	TACKLES								INTERCEPTIONS					FUMBLES				ST				MISC		
				TK	S	A	TFL	YDS	SK	YDS	QBH	NO	YDS	LG	TD	PD	FF	FR	TD	YDS	TK	S	A	FF	FR	S	A
2015	Dolphins	16	2	32	22	10	3	8	0.0	0.0	1	1	0	0	0	3	0	0	0	0	7	5	2	0	0	0	0
2016	Dolphins	16	5	57	35	22	4	24	1.0	9.0	1	0	0	0	0	1	0	1	0	0	7	5	2	0	0	0	0
2017	Dolphins	6	0	0	0	0	0	0	0.0	0.0	0	0	0	0	0	0	0	0	0	0	1	1	0	0	0	0	0
2018	Jets	16	4	28	18	10	1	9	1.5	12.0	4	0	0	0	0	0	0	0	0	0	11	8	3	0	0	0	0
2019	Jets	12	12	72	42	30	6	23	3.0	18.0	8	2	13	9	0	5	0	0	0	0	3	2	1	0	0	0	0
2020	Jets	16	16	131	89	42	6	16	2.0	14.0	4	0	0	0	0	4	1	1	0	17	3	2	1	0	0	0	0
2021	Texans	17	5	51	32	19	1	3	0.0	0.0	1	0	0	0	0	0	0	0	0	0	9	5	4	0	0	0	0
NFL TOTALS		99	44	371	238	133	21	83	7.5	53.0	19	3	13	9	0	13	1	2	0	17	41	28	13	0	0	0	0

NEVILLE HEWITT'S NFL POSTSEASON DEFENSIVE STATISTICS

DATE	TEAM	GP	GS	TACKLES								INTERCEPTIONS					FUMBLES				ST				MISC			
				TK	S	A	TFL	YDS	SK	YDS	QBH	NO	YDS	LG	TD	PD	FF	FR	TD	YDS	TK	S	A	FF	FR	S	A	
2016	Dolphins	1	0	5	3	2	0	0	0.0	0.0	0	0	0	0	0	0	0	0	0	0	0	0	0	0	0	0	0	0
NFL TOTALS		1	0	5	3	2	0	0	0.0	0.0	0	0	0	0	0	0	0	0	0	0	0	0	0	0	0	0	0	0

SINGLE-GAME HIGHS: DEFENSIVE

Total Tackles	13 vs. Buffalo Bills, Oct 25, 2020	Tackles For Loss	2 at Seattle Seahawks, Dec 13, 2020
Sacks	1.0 vs. Las Vegas Raiders, Dec 06, 2020 ...6 more at 1.0.	Interceptions	1 at Washington, Nov 17, 2019 ...2 more at 1.
Passes Defended	2 vs. Cleveland Browns, Dec 27, 2020	Interception Return Yards	9 at Washington, Nov 17, 2019
Forced Fumbles	1 vs. Miami Dolphins, Nov 29, 2020	Special Teams Tackles	3 vs. New York Jets, Oct 04, 2015
Fumble Recoveries	1 vs. Miami Dolphins, Nov 29, 2020 ...1 more at 1.		

SINGLE-GAME HIGHS - POSTSEASON: DEFENSIVE

Total Tackles	5 at Pittsburgh Steelers, Jan 08, 2017
----------------------	--

TEXANS BIOS

2021 GAME-BY-GAME REGULAR-SEASON STATISTICS (TEXANS)

W	DATE	OPPONENT	P/S	TACKLES							INTERCEPTIONS					FUMBLES				ST				MISC		W/L	SCORE										
				TK	S	A	SK	YDS	TFL	YDS	QBH	NO	YDS	LG	TD	PD	FF	FR	TD	YDS	TK	S	A	FF	FR			S	A								
01	09/12	Jaguars	P	0	0	0	0.0	0.0	0	0	0	0	0	0	0	0	0	0	0	0	0	0	0	0	0	0	0	0	0	0	0	0	0	0	0	W	37-21
02	09/19	at Browns	P	0	0	0	0.0	0.0	0	0	0	0	0	0	0	0	0	0	0	0	0	0	0	0	0	0	0	0	0	0	0	0	0	0	0	L	21-31
03	09/23	Panthers	P	0	0	0	0.0	0.0	0	0	0	0	0	0	0	0	0	0	0	0	0	0	0	0	0	0	0	0	0	0	0	0	0	0	L	9-24	
04	10/03	at Bills	P	1	1	0	0.0	0.0	0	0	0	0	0	0	0	0	0	0	0	0	0	0	0	0	0	0	0	0	0	0	0	0	0	0	L	0-40	
05	10/10	Patriots	P	0	0	0	0.0	0.0	0	0	0	0	0	0	0	0	0	0	0	0	0	0	0	0	0	0	0	0	0	0	0	0	0	0	L	22-25	
06	10/17	at Colts	P	0	0	0	0.0	0.0	0	0	0	0	0	0	0	0	0	0	0	0	0	0	0	0	0	0	0	0	0	0	0	0	0	0	L	3-31	
07	10/24	at Cardinals	P	0	0	0	0.0	0.0	0	0	0	0	0	0	0	0	0	0	0	0	0	0	0	0	0	0	0	0	0	0	0	0	0	0	L	5-31	
08	10/31	Rams	P	2	1	1	0.0	0.0	0	0	0	0	0	0	0	0	0	0	0	0	0	0	0	0	0	0	0	0	0	0	0	0	0	0	L	22-38	
09	11/07	at Dolphins	S	9	5	4	0.0	0.0	0	0	0	0	0	0	0	0	0	0	0	0	0	0	0	0	0	0	0	0	0	0	0	0	0	L	9-17		
11	11/21	at Titans	S	3	2	1	0.0	0.0	0	0	1	0	0	0	0	0	0	0	0	0	0	0	0	0	0	0	0	0	0	0	0	0	0	0	W	22-13	
12	11/28	Jets	P	4	4	0	0.0	0.0	1	3	0	0	0	0	0	0	0	0	0	0	0	0	0	0	0	0	0	0	0	0	0	0	0	0	L	14-21	
13	12/05	Colts	P	2	1	1	0.0	0.0	0	0	0	0	0	0	0	0	0	0	0	0	0	0	0	0	0	0	0	0	0	0	0	0	0	0	L	0-31	
14	12/12	Seahawks	P	2	1	1	0.0	0.0	0	0	0	0	0	0	0	0	0	0	0	0	0	0	0	0	0	0	0	0	0	0	0	0	0	0	L	13-33	
15	12/19	at Jaguars	S	9	4	5	0.0	0.0	0	0	0	0	0	0	0	0	0	0	0	0	0	0	0	0	0	0	0	0	0	0	0	0	0	0	W	30-16	
16	12/26	Chargers	S	11	8	3	0.0	0.0	0	0	0	0	0	0	0	0	0	0	0	0	0	0	0	0	0	0	0	0	0	0	0	0	0	0	W	41-29	
17	01/02	at 49ers	S	2	2	0	0.0	0.0	0	0	0	0	0	0	0	0	0	0	0	0	0	0	0	0	0	0	0	0	0	0	0	0	0	0	L	7-23	
18	01/09	Titans	P	6	3	3	0.0	0.0	0	0	0	0	0	0	0	0	0	0	0	0	0	0	0	0	0	0	0	0	0	0	0	0	0	0	L	25-28	
2021 TOTALS			17-5	51	32	19	0.0	0.0	1	3	1	0	0	0	0	0	0	0	0	0	0	0	0	0	0	0	0	0	0	0	0	0	0	4-13			



TYTUS HOWARD

OFFENSIVE LINEMAN

6-5 | 322 | ALABAMA STATE

HOMETOWN: MONROEVILLE, ALA. | AGE: 25

3RD NFL SEASON | 3RD WITH TEXANS | ACQUIRED: D1-'19

2021 GP/GS: 15/15 | CAREER GP/GS: 37/37

TEAMS: HOU '19-21



71

TRANSACTIONS: Selected by the Houston Texans with the 23rd pick in the first round (23rd overall) of the 2019 NFL Draft...Placed on the Reserve/COVID-19 List on Aug. 13, 2021... Activated from the Reserve/COVID-19 List on Aug. 18, 2021...Placed on the Reserve/COVID-19 List on Dec. 23, 2021...Activated from the Reserve/COVID-19 List on Jan. 5, 2022.

HONORS:

- 2019 PFWA All-Rookie Team

2021 (Houston 15/15):

- Started all 15 games he played, a career high, with 11 starts at left guard and four starts at left tackle. Rated as Pro Football Focus' highest-graded pass-blocking tackle among the four weeks he started at left tackle with a grade of 89.9
- Started vs. Jacksonville (9/12) and helped the offense score 37 points, the highest Week 1 point total in franchise history
- Blocked for QB Davis Mills vs. New England (10/10), helping him become the first rookie quarterback in NFL history to finish a game with 300-plus passing yards, three-plus passing touchdowns and a passer rating of 140.0 or higher
- Helped pave the way for a rushing attack that combined for 124 yards on the ground and averaged 4.3 yards per carry at Indianapolis (10/17)
- Blocked for QB Davis Mills vs. the L.A. Rams (10/31) as he threw for 310 yards and completed 29-of-38 passes (76.3 percent), the best completion percentage of his career
- Made his first career start at left tackle, helping pave the way for a rushing attack that totaled 96 yards on 24 attempts, averaging 4.0 yards per carry vs. the N.Y. Jets (11/28)
- Helped protect QB Davis Mills as he threw for a career-high 331 yards vs. Seattle (12/13)
- Blocked for QB Davis Mills as he threw for 209 yards, two touchdowns and a passer rating of 92.2 in the win at Jacksonville (12/19)
- Helped protect QB Davis Mills vs. Tennessee (1/9/22) as he completed 23-of-33 passes (69.7 percent) for 301 yards, three touchdowns and a passer rating of 128.5

2020 (Houston 14/14):

- Started at right tackle in all 14 games he played in before being placed on the Reserve/Injured list on Dec. 23 and helped the team average an NFL-best 8.31 yards per passing play
- Started at right tackle at Kansas City (9/10) in which the

- Texans rushed for 5.4 yards per attempt
- Blocked for QB Deshaun Watson at right tackle as Watson threw for 300 passing yards and two touchdowns vs. Minnesota (10/4)
- Started at right tackle vs. Jacksonville (10/11) and helped the Texans record 486 net yards and an average of 8.4 yards per play, which was the third highest average in franchise history
- Started at right tackle as part of an offensive line that did not allow a sack and helped QB Deshaun Watson pass for 344 yards and two touchdowns vs. New England (11/22)
- Blocked for QB Deshaun Watson at right tackle as Watson passed for 318 yards and four passing touchdowns at Detroit (11/26)

2019 (Houston 8/8, 0/0):

- Played in eight games (eight starts) at right tackle before being placed on the Reserve/Injured list on Nov. 30
- Blocked for 396 total net yards of offense vs. Indianapolis (11/21), the Texans eighth game on the season with over 350 total net yards
- Started at right tackle in the win over Jacksonville (11/3) at Wembley Stadium in London as part of an offensive line that paved the way for 216 total rushing yards, the most rushing yards in a single game since Week 12 of the 2018 season vs. Tennessee (281) and the second-most yards in a game under Head Coach Bill O'Brien
- Started at right tackle at Kansas City (10/13) and was part of an offensive line that did not allow a sack on QB Deshaun Watson for the second-consecutive week, the first time the Texans had accomplished the feat since Weeks 1-2 of 2014
- Started at right tackle vs. Atlanta (10/6) and protected QB Deshaun Watson, who threw for 426 yards and five touchdowns
- Made his second-career start and first at right tackle, playing every snap in the Week 3 win over the L.A. Chargers (9/22)
- Started at left guard in his NFL debut vs. Jacksonville (9/15) and played every snap of the Texans' first win of the season

COLLEGE:

- Played four seasons (2015-18) at Alabama State University in Montgomery, Ala. after redshirting the 2014 campaign
- Three-year starter and three-year captain along the offensive line
- Began his career as a walk-on tight end before

TEXANS BIOS

- transitioning to offensive line
- Started 10 games along the offensive line as a senior in 2018, earning FCS First-Team All-America honors from HERO Sports
- Played and started all 11 games at tackle in 2017, allowing just one sack
- Started in seven games on the offensive line in 2016
- Appeared in eight games with six starts in 2015, helping Alabama State average 373.5 yards per game on offense

- Redshirted as a freshman in 2014

PERSONAL:

- Attended Monroe County High School in Monroeville, Ala.
- Played quarterback in high school and rushed for 315 yards in a single game as a senior
- Lettered in basketball in high school as well
- Son of Tyran Rivers and Nathaniel Howard
- Majored in criminal justice at Alabama State

2021 GAME-BY-GAME REGULAR-SEASON STATISTICS (TEXANS)

W	DATE	OPPONENT	P/S		W/L	SCORE
01	09/12	Jaguars	S		W	37-21
02	09/19	at Browns	S		L	21-31
03	09/23	Panthers	S		L	9-24
04	10/03	at Bills	S		L	0-40
05	10/10	Patriots	S		L	22-25
06	10/17	at Colts	S		L	3-31
07	10/24	at Cardinals	S		L	5-31
08	10/31	Rams	S		L	22-38
09	11/07	at Dolphins	S		L	9-17
11	11/21	at Titans	S		W	22-13
12	11/28	Jets	S		L	14-21
13	12/05	Colts	S		L	0-31
14	12/12	Seahawks	S		L	13-33
15	12/19	at Jaguars	S		W	30-16
16	12/26	Chargers		RESERVE/COVID-19	W	41-29
17	01/02	at 49ers		RESERVE/COVID-19	L	7-23
18	01/09	Titans	S		L	25-28
2021 TOTALS			15-15		4-13	



JORDAN JENKINS

DEFENSIVE LINEMAN

6-3 | 260 | GEORGIA

HOMETOWN: HAMILTON, GA. | AGE: 27

6TH NFL SEASON | 1ST WITH TEXANS | ACQUIRED: UFA-'21 (NYJ)

2021 GP/GS: 11/0 | CAREER GP/GS: 83/62

TEAMS: NYJ '16-'20; HOU '21



50

TRANSACTIONS: Selected by the New York Jets with the 20th pick of the third round (83rd overall) of the 2016 NFL Draft...Re-signed by the Jets on March 23, 2020...Signed by the Houston Texans as an unrestricted free agent on March 29, 2021...Placed on the Reserve/Injured List on Nov. 27, 2021...Designated for return to the active roster on Dec. 15, 2021...Activated on Dec. 18, 2021...Placed on the Reserve/COVID-19 List on Dec. 23, 2021...Activated from the Reserve/COVID-19 List on Dec. 29, 2021.

2021 (Houston 11/0):

- ✦ Played in 11 games in his first season as a Texan and made 20 tackles (nine solo), four tackles for loss, 2.5 sacks and five quarterback hits
- ✦ Appeared in his first game as a Texan and tallied one tackle in the season opener vs. Jacksonville (9/12)
- ✦ Recorded a season-high five tackles (one solo) vs. New England (10/10)
- ✦ Finished with four tackles (two solo) and a season-high 1.5 sacks at Miami (11/7)
- ✦ Notched two tackles (both solo), 1.0 sack, one quarterback hit and one tackle for loss at San Francisco (1/2/22)

2020 (N.Y. Jets 12/12):

- ✦ Started in 12 games and contributed 32 total tackles (15 solo), 2.0 sacks, six quarterback hits, three tackles for loss, one forced fumble and one pass defended
- ✦ Added his first sack of the season vs. San Francisco (9/20) and also notched two quarterback hits
- ✦ Recorded 0.5 sack, two quarterback hits and a forced fumble vs. Miami (11/29)
- ✦ Placed on the Reserve/Injured list prior to Week 15

2019 (N.Y. Jets 14/13):

- ✦ Appeared in 14 games (13 starts) and became just the fourth linebacker in Jets history with at least 8.0 sacks in a season
- ✦ Registered 32 total tackles (21 solo), matched his single season high with two forced fumbles and amassed nine tackles for loss
- ✦ Strip-sacked Bills QB Josh Allen in the first quarter vs. Buffalo (9/18)
- ✦ Logged 2.0 sacks, two tackles for loss, two quarterback hits and one pass defended vs. the N.Y. Giants (11/10)
- ✦ Recorded his second multi-sack game of the season vs. Miami (12/8) when he contributed 2.0 sacks and a season-high three quarterback hits
- ✦ Finished the season strongly with 1.0 sack, two tackles for loss, one forced fumble and a pass defended at Buffalo

(12/29)

2018 (N.Y. Jets 16/11):

- ✦ Played in all 16 games (11 starts) and registered 34 total tackles (24 solo), 7.0 sacks, 15 quarterback hits, six tackles for loss, two forced fumbles and two fumble recoveries
- ✦ Notched at least one quarterback hit in 12-of-16 games
- ✦ Strip-sacked Dolphins QB Ryan Tannehill and recovered the fumble at the Miami 12-yard line in Week 2 (9/16)
- ✦ Added his second-consecutive game with a strip-sack at Cleveland (9/20)
- ✦ Contributed 2.0 sacks for a total of 19 yards at Miami (11/4)
- ✦ Logged his seventh sack of the season vs. Houston (12/15)

2017 (N.Y. Jets 16/15):

- ✦ Saw action in 16 games (15 starts) amassing 3.0 sacks, nine quarterback hits, five tackles for loss, two passes defended, two fumble recoveries and one forced fumble
- ✦ Posted three quarterback hits and two solo tackles at Cleveland (10/8)
- ✦ Tallied the first multi-sack game of his career and also forced a fumble vs. Buffalo (11/2)
- ✦ Registered 1.0 sack vs. Kansas City (12/3)

2016 (N.Y. Jets 14/11):

- ✦ Appeared in 14 games (11 starts) and recorded 40 total tackles (22 solo), 2.5 sacks, three quarterback hits, two tackles for loss, two passes defended, one forced fumble and a fumble recovery as a rookie
- ✦ Posted the first full sack of his NFL career vs. Miami (12/17) and also totaled five tackles (four solo)
- ✦ Logged 1.0 sack for a 12-yard loss and one fumble recovery in the win vs. Buffalo (1/1/17)

COLLEGE:

- ✦ Played four seasons (2012-15) at the University of Georgia in Athens, Ga.
- ✦ Tied for the team lead in tackles for loss (10.5) and finished second on the team in sacks (4.0) in his senior season (2015)
- ✦ Named UGA Most Improved Player of the Year as a junior (2014) when he totaled 70 tackles, 9.5 tackles for loss and 5.0 sacks
- ✦ Started 13 games as a sophomore (2013) and was voted to the All-SEC Coaches' Second Team after amassing 45 total tackles, 12 tackles for loss, two fumble recoveries, and one forced fumble
- ✦ Played in 14 games (six starts) as a true freshman (2012) and notched 31 total tackles and 5.0 sacks

TEXANS BIOS

PERSONAL:

- Attended Harris County High School in Hamilton, Ga.
- Was rated as the best prospect in the state by Scout.com

and named to the Atlanta Journal-Constitution Super 11 and Class AAAA All-State Team as a senior

- Returned to his high school in 2018 to host a free football camp for kids ages six to 18

JORDAN JENKINS' NFL REGULAR SEASON DEFENSIVE STATISTICS

DATE	TEAM	GP	GS	TACKLES							INTERCEPTIONS						FUMBLES				ST				MISC		
				TK	S	A	TFL	YDS	SK	YDS	QBH	NO	YDS	LG	TD	PD	FF	FR	TD	YDS	TK	S	A	FF	FR	S	A
2016	Jets	14	11	40	22	18	2	3	2.5	16.0	3	0	0	0	0	2	1	1	0	0	1	1	0	0	0	0	0
2017	Jets	16	15	46	30	16	5	16	3.0	16.0	9	0	0	0	0	2	1	2	0	0	3	2	1	0	0	0	0
2018	Jets	16	11	34	24	10	6	31	7.0	64.5	15	0	0	0	0	0	2	2	0	0	1	0	1	0	0	0	0
2019	Jets	14	13	32	21	11	9	46	8.0	42.0	13	0	0	0	0	3	2	0	0	0	0	0	0	0	0	0	0
2020	Jets	12	12	32	15	17	3	9	2.0	8.5	6	0	0	0	0	1	1	0	0	0	0	0	0	0	0	0	0
2021	Texans	11	0	20	9	11	4	23	2.5	24.0	5	0	0	0	0	0	0	0	0	0	0	0	0	0	0	0	0
NFL TOTALS		83	62	204	121	83	29	128	25.0	171.0	51	0	0	0	0	8	7	5	0	0	5	3	2	0	0	0	0

SINGLE-GAME HIGHS: DEFENSIVE

Total Tackles	9 at Los Angeles Chargers, Nov 22, 2020	Fumble Recoveries	1 vs. Indianapolis Colts, Oct 14, 2018 ...4 more at 1.
Sacks	2.0 vs. Miami Dolphins, Dec 08, 2019 ...3 more at 2.0.	Tackles For Loss	2 at Miami Dolphins, Nov 07, 2021 ...4 more at 2.
Passes Defensed	1 at Los Angeles Chargers, Nov 22, 2020 ...7 more at 1.	Special Teams Tackles	1 at Miami Dolphins, Nov 04, 2018 ...4 more at 1.
Forced Fumbles	1 vs. Miami Dolphins, Nov 29, 2020 ...6 more at 1.		

2021 GAME-BY-GAME REGULAR-SEASON STATISTICS (TEXANS)

W	DATE	OPPONENT	P/S	TACKLES							INTERCEPTIONS						FUMBLES				ST				MISC		W/L	SCORE					
				TK	S	A	SK	YDS	TFL	YDS	QBH	NO	YDS	LG	TD	PD	FF	FR	TD	YDS	TK	S	A	FF	FR	S	A						
01	09/12	Jaguars	P	1	0	1	0.0	0.0	0	0	0	0	0	0	0	0	0	0	0	0	0	0	0	0	0	0	0	0	0	0	0	W	37-21
02	09/19	at Browns	P	1	0	1	0.0	0.0	0	0	0	0	0	0	0	0	0	0	0	0	0	0	0	0	0	0	0	0	0	0	0	L	21-31
03	09/23	Panthers		INACTIVE																									L	9-24			
04	10/03	at Bills		INACTIVE																									L	0-40			
05	10/10	Patriots	P	5	1	4	0.0	0.0	1	3	1	0	0	0	0	0	0	0	0	0	0	0	0	0	0	0	0	0	0	0	L	22-25	
06	10/17	at Colts	P	1	1	0	0.0	0.0	0	0	0	0	0	0	0	0	0	0	0	0	0	0	0	0	0	0	0	0	0	0	L	3-31	
07	10/24	at Cardinals	P	1	1	0	0.0	0.0	0	0	0	0	0	0	0	0	0	0	0	0	0	0	0	0	0	0	0	0	0	0	L	5-31	
08	10/31	Rams	P	3	1	2	0.0	0.0	0	0	0	0	0	0	0	0	0	0	0	0	0	0	0	0	0	0	0	0	0	L	22-38		
09	11/07	at Dolphins	P	4	2	2	1.5	16.0	2	12	3	0	0	0	0	0	0	0	0	0	0	0	0	0	0	0	0	0	0	L	9-17		
11	11/21	at Titans	P	1	1	0	0.0	0.0	0	0	0	0	0	0	0	0	0	0	0	0	0	0	0	0	0	0	0	0	0	0	W	22-13	
12	11/28	Jets		RESERVE/INJURED																									L	14-21			
13	12/05	Colts		RESERVE/INJURED																									L	0-31			
14	12/12	Seahawks		RESERVE/INJURED																									L	13-33			
15	12/19	at Jaguars	P	0	0	0	0.0	0.0	0	0	0	0	0	0	0	0	0	0	0	0	0	0	0	0	0	0	0	0	0	0	W	30-16	
16	12/26	Chargers		RESERVE/COVID-19																									W	41-29			
17	01/02	at 49ers	P	2	2	0	1.0	8.0	1	8	1	0	0	0	0	0	0	0	0	0	0	0	0	0	0	0	0	0	0	L	7-23		
18	01/09	Titans	P	1	0	1	0.0	0.0	0	0	0	0	0	0	0	0	0	0	0	0	0	0	0	0	0	0	0	0	0	L	25-28		
2021 TOTALS		11-0		20	9	11	2.5	24.0	4	23	5	0	0	0	0	0	0	0	0	0	0	0	0	0	0	0	0	0	0	4-13			



DAVID JOHNSON

RUNNING BACK

6-1 | 224 | NORTHERN IOWA

HOMETOWN: CLINTON, IOWA | AGE: 30

7TH NFL SEASON | 2ND WITH TEXANS | ACQUIRED: T-'20 (ARI)

2021 GP/GS: 13/4 | CAREER GP/GS (POST): 87/63 (2/2)

TEAMS: ARI '15-19; HOU '20-21



31

TRANSACTIONS: Selected by the Arizona Cardinals in the third round (86th overall) of the 2015 NFL Draft...Signed a contract extension with the Cardinals on Sept. 8, 2018...Traded to the Houston Texans on March 21, 2020...Placed on the Reserve/COVID-19 List on Dec. 12, 2021...Activated from the Reserve/COVID-19 List on Dec. 13, 2021...Placed on the Reserve/COVID-19 List on Dec. 27, 2021...Activated from the Reserve/COVID-19 List on Jan. 5, 2022.

HONORS:

- ✦ Associated Press First-Team All-Pro (2016)
- ✦ PFWA All-NFL honors (2016)
- ✦ 2016 Pro Bowl selection
- ✦ NFC Offensive Player of the Month (October, 2016)
- ✦ NFC Offensive Player of the Week (Week 5, 2016; Week 13, 2016)
- ✦ NFC Special Teams Player of the Week (Week 2, 2015)
- ✦ NFL Offensive Rookie of the Month (December/January, 2015)

CAREER:

- ✦ Has played in 87 games (63 starts) over his first seven seasons in the NFL, amassing 7,427 all-purpose yards (4,047 rushing; 2,758 receiving; 622 kickoff return) and 58 total TDs (39 rushing; 18 receiving; one kickoff return)
- ✦ Registered 2,758 receiving yards on 273 receptions (10.1 avg.) since entering the league in 2015. His 10.1 yards per reception average leads the NFL among running backs since 2015 (min. 140 receptions) and his 2,758 receiving yards are the fifth-most in the league among running backs over that span
- ✦ His 58 total touchdowns since entering the league in 2015 are the sixth-most among NFL running backs over that span
- ✦ Became the first player since Thurman Thomas (1993) to register 35 rushing touchdowns and 15 receiving touchdowns in their first six seasons
- ✦ Became only the fifth player in NFL history to record 30-or-more rushing touchdowns (33) and 15-or-more receiving touchdowns (15) in their first five seasons
- ✦ Owns 15 games with multiple touchdowns since entering the league in 2015, which ranks tied for seventh among NFL players over that span, trailing only Todd Gurley (21), Alvin Kamara (19), Derrick Henry (19), Ezekiel Elliott (19), Tyreek Hill (16) and Davante Adams (16)
- ✦ In 2016, became one of just five players in NFL history with at least 1,200 rushing yards and 800 receiving yards in a season and just the seventh player since the 1970 merger to lead the NFL in both scrimmage yards and TDs

in a season

- ✦ In 2016, became the first player in NFL history to post 100-plus scrimmage yards in each of the first 15 games of a season. His 15 games with 100-or-more scrimmage yards tied Barry Sanders (1997) for the most in NFL history in a single season
- ✦ Only player in NFL history with a rushing TD, receiving TD and kickoff return TD in his first two career games

2021 (Houston 13/4):

- ✦ Played in 13 games (four starts) and recorded 228 rushing yards on 67 carries (3.4 avg.) and caught 32 passes for 225 receiving yards (7.0 avg.) with one receiving touchdown
- ✦ Rushed three times for 10 yards and recorded three catches for 18 yards and a receiving touchdown in the season opener vs. Jacksonville (9/12)
- ✦ Had six carries for 25 yards (4.2 avg.) and two receptions for 22 yards (11.0 avg.) at Cleveland (9/19)
- ✦ Logged five receptions for a season-high 46 receiving yards in addition to two carries for five yards (2.5 avg.) vs. New England (10/10)
- ✦ Led the team with seven carries and 25 rushing yards and recorded five receptions (tied for the team lead) for 27 receiving yards at Arizona (10/24)
- ✦ Made his first start of the season vs. the L.A. Rams (10/31)
- ✦ Paced the team with 39 rushing yards on 10 carries (3.9 avg.) vs. the N.Y. Jets (11/28)
- ✦ Rushed six times for 24 yards (4.0 avg.) at Jacksonville (12/19) and became the first Northern Iowa player to eclipse 4,000 yards rushing in the NFL
- ✦ Recorded five carries for a team-high 28 yards (5.6 avg.) with a season-long carry of 15 yards vs. Tennessee (1/9/22). Added three receptions for eight yards (2.7 avg.)

2020 (Houston 12/12):

- ✦ Started 12 games and rushed 147 times for 691 yards (4.7 avg.) with six rushing touchdowns and added 33 receptions for 314 receiving yards (9.5 avg.) and two touchdowns
- ✦ Ran for a team-high 57 yards on 19 carries (3.0 avg.) and scored one touchdown, which was his third rushing touchdown of the season and the 36th of his NFL career at Tennessee (10/18)
- ✦ Led the Texans with 77 rushing yards on 11 carries (7.0 avg.) and one rushing touchdown to join Ben Tate as the only running backs in franchise history to score a rushing touchdown on their debut. Also caught three passes for 32 yards (10.7 avg.) at Kansas City (9/10)
- ✦ Totaled 46 yards from scrimmage and one rushing

touchdown at Pittsburgh (9/27). The rushing touchdown was the 35th of his career, becoming the first player since Thurman Thomas (1993) to register 35 rushing touchdowns and 15 receiving touchdowns in their first six seasons

- ✦ Ran for a team-high 63 yards on 16 carries (3.9 avg.) and caught two passes for 29 yards (14.5 avg.) vs. Minnesota (10/4)
- ✦ Ran for a team-high 96 yards on 17 carries (5.6 avg.) vs. Jacksonville (10/11), including a season-long 29-yard rush and became the fifth running back in franchise history with at least 400 yards from scrimmage in the first five games of a season
- ✦ Notched 84 yards from scrimmage and scored on his first receiving touchdown as a Texan vs. Green Bay (10/25)
- ✦ Returned from injury and ran for a team-high 44 yards and his fourth rushing touchdown of the season on 10 carries (4.4 avg.) vs. Indianapolis (12/6)
- ✦ Caught a team-high 11 passes for 106 yards (9.6 avg.) at Indianapolis (12/20). He tied for the most receptions and notched the fourth-most receiving yards in a game by a running back in franchise history
- ✦ Ran for a team-high 128 yards on 12 carries (10.7 avg.), one rushing touchdown and one receiving touchdown vs. Cincinnati (12/27). Joined Lamar Miller and Arian Foster as the only running backs in franchise history with at least 100 yards from scrimmage, one rushing touchdown and one receiving touchdown in a game
- ✦ Rushed for a team-high 84 yards and one touchdown on 14 carries (6.0 avg.) and caught three passes for 36 yards (12.0 avg.) vs. Tennessee (1/3/21), becoming the sixth running back in franchise history to total at least 1,000 yards from scrimmage in a single season

2019 (Arizona 13/9):

- ✦ Played in 13 games (nine starts) and finished the season with 345 yards and two touchdowns on 98 carries (3.7 avg.) along with 36 receptions for 370 yards (10.3 avg.) and four touchdowns
- ✦ Logged a season-high 165 yards from scrimmage at Cincinnati (10/6) with 91 rushing yards on 17 carries (5.4 avg.) and 65 receiving yards on three receptions (21.7 avg.)
- ✦ Registered a season-high two total touchdowns vs. Atlanta (10/13), rushing for 34 yards and a touchdown on 12 carries (2.8 avg.) and hauled in six receptions for 68 yards (11.3 avg.) and a touchdown
- ✦ Became just the fifth player in NFL history with at least 30 rushing touchdowns and 15 receiving touchdowns in his first five seasons

2018 (Arizona 16/16):

- ✦ Started in all 16 games for the third time in his career and racked up 1,386 scrimmage yards (940 rushing, 446 receiving) and 10 total touchdowns (seven rushing, three receiving)
- ✦ Joined WR Larry Fitzgerald as the only players in Cardinals' history to score 10-or-more touchdowns in three different seasons (2015, 2016, 2018)
- ✦ Logged 31 rushing yards on 12 carries (2.6 avg.) and hauled in four passes for 30 yards (7.5 avg.) and a touchdown vs. Chicago (9/23), marking his 35th career touchdown, passing Larry Fitzgerald for the most touchdowns by a Cardinal in his first four seasons
- ✦ Notched two rushing touchdowns and 55 yards on 18

carries (3.1 avg.) at San Francisco (10/7), marking his 12th career multi-touchdown performance

- ✦ Moved into fifth place in Cardinals history after recording his 30th career rushing touchdown at Kansas City (11/11). Finished the contest with 98 rushing yards and one touchdown on 21 carries (4.7 avg.) along with seven receptions for 85 yards (12.1 avg.) and a touchdown
- ✦ Registered a season-high 137 yards on 25 carries (5.5 avg.) and caught a 17-yard pass vs. Oakland (11/18)

2017 (Arizona 1/1):

- ✦ Started in the season opener at Detroit (9/10) and posted 23 yards on 11 carries (2.1 avg.) and six receptions for 63 yards (11.2 avg.) before suffering a season-ending injury
- ✦ Placed on the Reserve/Injured list on Sept. 12

2016 (Arizona 16/16):

- ✦ Started all 16 games and established single-season career highs in rushing yards (1,239) rushing touchdowns (16), receptions (80) and receiving yards (879)
- ✦ Selected to the Pro Bowl, named a First-Team All-Pro by the Associated Press and earned PFWA All-NFL honors
- ✦ Led the NFL with a franchise-record 2,118 scrimmage yards, had an NFL-best 20 touchdowns and ranked second in the league with 16 rushing touchdowns
- ✦ Tied the NFL single-season record with 15 consecutive games with at least 100 yards from scrimmage (Barry Sanders, 1997) and became the first player to open the season with 15 straight 100-yard games
- ✦ Named October's NFC Offensive Player of the Month after finishing the month with an NFL-leading 726 scrimmage yards and five rushing touchdowns, which was tied for the most in the league
- ✦ Named NFC Offensive Player of the Week after logging a season-high 157 yards and two touchdowns on 27 carries (5.8 avg.) and had three catches for 28 yards (9.3 avg.) at San Francisco (10/6)
- ✦ Posted 111 rushing yards and tied a career high with three touchdowns on 22 carries (5.0 avg.), including a season-long 58-yard touchdown run vs. the N.Y. Jets (10/17)
- ✦ Notched his first career 100-yard receiving performance with eight catches for 103 yards (12.9 avg.) and a touchdown at Atlanta (11/27). Added 58 yards on 13 carries (4.5 avg.). Became the first player in franchise history to score 13-or-more touchdowns in multiple seasons and the 10th player in NFL history to have 13-or-more touchdowns in each of their first two years in the league
- ✦ Named NFC Offensive Player of the Week for the second time on the season after registering a career-best nine receptions for 91 yards (10.1 avg.) and a touchdown vs. Washington (12/4), while rushing for 84 yards and a touchdown on 18 carries (4.7 avg.). Reached 1,000 rushing yards on the season for the first time in his career
- ✦ Recorded 95 yards on 28 carries (3.4 avg.) and tied his single-game career high with three rushing touchdowns at Seattle (12/24), and added four catches for 41 yards (10.3 avg.), marking his 15th straight game with at least 100 yards from scrimmage

2015 (Arizona 16/5, 2/2):

- ✦ Played in all 16 regular season games (five starts) and finished the season with 581 rushing yards and eight touchdowns on 125 carries (4.6 avg.) and added 36 receptions for 457 yards (12.7 avg.) and four touchdowns.

TEXANS BIOS

He also added 22 kickoff returns for 598 yards (22.7 avg.) and one touchdown

- Became just the fourth player in NFL history to post 500+ rushing yards, 400+ receiving yards, 500+ kickoff return yards and 13+ touchdowns in a season, joining Timmy Brown (1962), Gale Sayers (1965) and Maurice Jones-Drew (2006).
- Helped the Cardinals finish with the first-ranked offense in the NFL for the first time in team history and set franchise record for points (489) and touchdowns (59)
- Started in two playoff games and ran for 95 yards and a TD and caught a team-high 15 passes for 111 yards (7.4 avg.)
- Made his NFL debut at New Orleans (9/13) and caught one pass for 55 yards and a touchdown
- Named NFC Special Teams Player of the Week after returning the opening kickoff 108 yards for a touchdown at Chicago (9/20) and also ran for 42 yards and a touchdown on five carries (8.4 avg.). Became the first player in NFL history with a rushing touchdown, receiving touchdown and kickoff return touchdown in his first two career games
- Made his first career start and ran for 99 yards on 22 carries (4.5 avg.) while adding two catches for 21 yards (10.5 avg.) and a touchdown at St. Louis (12/6)
- Rushed for a single-game career-high 187 yards and three touchdowns on 29 carries (6.4 avg.) and added four catches for 42 yards (10.5 avg.) at Philadelphia
- Notched six catches for 43 yards (7.2 avg.) and for 35 rushing yards on 15 carries in the Divisional Round vs. Green Bay (1/16/16)
- Rushed for 60 yards and a touchdown on 15 carries (4.0 avg.), while adding a team-high nine receptions for 68 yards (7.6 avg.) in the NFC Championship at Carolina

(1/24/16)

COLLEGE:

- Appeared in 49 games (36 starts) at the University of Northern Iowa in Cedar Falls, Iowa, rushing for 4,687 yards and 49 touchdowns on 866 attempts (5.4 avg.) while adding 141 receptions for 1,734 yards (12.3 avg.) and 14 touchdowns
- Posted three consecutive 1,000-yard seasons to finish his collegiate career, leading the team in rushing in each season
- Broke 15 school records during his senior season while earning his second straight All-Missouri Valley Football Conference first-team selection
- College Football Performance Awards All-Purpose Performer of the Year and named to the AP and Sports Network FCS All-American teams in 2014

PERSONAL:

- Attended Clinton (Iowa) High School where he earned first-team Class 4A all-state honors and first-team MAC all-conference honors as a running back and defensive back
- Accounted for a school record 42 touchdowns as a senior, helping Clinton to an 11-2 record and earning him the team's 2009 Outstanding Offensive Player award
- Also a state qualifier in track and earned second-team all-conference honors in basketball
- Active in a large number of off-the-field initiatives, including creating his own "Mission 31" Foundation along with his wife, Meghan, which was developed to provide opportunities, support and resources to seriously ill children and their families by offering daily support and life changing experiences

DAVID JOHNSON'S NFL REGULAR SEASON RUSHING/RECEIVING STATISTICS

DATE	TEAM	RUSHING							RECEIVING				
		GP	GS	NO.	YDS.	AVG.	LG	TD	NO.	YDS.	AVG.	LG	TD
2015	Cardinals	16	5	125	581	4.6	47t	8	36	457	12.7	55t	4
2016	Cardinals	16	16	293	1,239	4.2	58t	16	80	879	11.0	58	4
2017	Cardinals	1	1	11	23	2.1	6	0	6	67	11.2	24	0
2018	Cardinals	16	16	258	940	3.6	53	7	50	446	8.9	40	3
2019	Cardinals	13	9	94	345	3.7	18	2	36	370	10.3	31	4
2020	Texans	12	12	147	691	4.7	48	6	33	314	9.5	32	2
2021	Texans	13	4	67	228	3.4	15	0	32	225	7.0	16	1
NFL TOTALS		87	63	995	4,047	4.1	58T	39	273	2,758	10.1	58	18

DAVID JOHNSON'S NFL POSTSEASON RUSHING/RECEIVING STATISTICS

DATE	TEAM	RUSHING							RECEIVING				
		GP	GS	NO.	YDS.	AVG.	LG	TD	NO.	YDS.	AVG.	LG	TD
2015	Cardinals	2	2	30	95	3.2	23	1	15	111	7.4	16	0
NFL TOTALS		2	2	30	95	3.2	23	1	15	111	7.4	16	0

TEXANS BIOS

DAVID JOHNSON'S NFL REGULAR SEASON RETURN STATISTICS

DATE	TEAM	KICKOFF RETURNS					PUNT RETURNS					
		RET.	YDS.	AVG.	LG	TD	NO.	FC	YDS.	AVG.	LG	TD
2015	Cardinals	22	598	27.2	108t	1	0	0	0	0.0	0	0
2016	Cardinals	0	0	0.0	0	0	0	0	0	0.0	0	0
2017	Cardinals	0	0	0.0	0	0	0	0	0	0.0	0	0
2018	Cardinals	0	0	0.0	0	0	0	0	0	0.0	0	0
2019	Cardinals	1	24	24.0	24	0	0	0	0	0.0	0	0
2020	Texans	0	0	0.0	0	0	0	0	0	0.0	0	0
2021	Texans	0	0	0.0	0	0	0	0	0	0.0	0	0
NFL TOTALS		23	622	27.0	108T	1	0	0	0	0.0	0	0

DAVID JOHNSON'S NFL POSTSEASON RETURN STATISTICS

DATE	TEAM	KICKOFF RETURNS					PUNT RETURNS					
		RET.	YDS.	AVG.	LG	TD	NO.	FC	YDS.	AVG.	LG	TD
2015	Cardinals	0	0	0.0	0	0	0	0	0	0.0	0	0
NFL TOTALS		0	0	0.0	0	0	0	0	0	0.0	0	0

SINGLE-GAME HIGHS: RUSHING/RECEIVING

Rush Attempts	33 vs. Seattle Seahawks, Oct 23, 2016	Kickoff Return Yards	122 at Pittsburgh Steelers, Oct 18, 2015
Rushing Yards	187 at Philadelphia Eagles, Dec 20, 2015	Longest Kickoff Return	108t at Chicago Bears, Sep 20, 2015
Longest Runs	58t vs. New York Jets, Oct 17, 2016	Kickoff Return TDs	1 at Chicago Bears, Sep 20, 2015
Rushing TDs	3 at Seattle Seahawks, Dec 24, 2016 ...2 more at 3.	Special Teams Tackles	1 at San Francisco 49ers, Nov 29, 2015 ...1 more at 1.
Receptions	11 at Indianapolis Colts, Dec 20, 2020	Miscellaneous Tackles	2 vs. Los Angeles Rams, Oct 02, 2016
Receiving Yards	106 at Indianapolis Colts, Dec 20, 2020	Most TDs	3 at Seattle Seahawks, Dec 24, 2016 ...2 more at 3.
Longest Receptions	58 vs. Tampa Bay Buccaneers, Sep 18, 2016	Rushing Average	10.7 vs. Cincinnati Bengals, Dec 27, 2020
Receiving TDs	1 vs. Jacksonville Jaguars, Sep 12, 2021 ...17 more at 1.	Receiving Average	32.7 vs. Tampa Bay Buccaneers, Sep 18, 2016
All-Purpose Yards	229 at Philadelphia Eagles, Dec 20, 2015	Kickoff Return Average	27.3 vs. Cincinnati Bengals, Nov 22, 2015
Kickoff Returns	6 at Pittsburgh Steelers, Oct 18, 2015		

SINGLE-GAME HIGHS - POSTSEASON: RUSHING/RECEIVING

Rush Attempts	15 at Carolina Panthers, Jan 24, 2016 ...1 more at 15.	Receiving Yards	68 at Carolina Panthers, Jan 24, 2016
Rushing Yards	60 at Carolina Panthers, Jan 24, 2016	Longest Receptions	16 at Carolina Panthers, Jan 24, 2016
Longest Runs	23 at Carolina Panthers, Jan 24, 2016	All-Purpose Yards	128 at Carolina Panthers, Jan 24, 2016
Rushing TDs	1 at Carolina Panthers, Jan 24, 2016	Most TDs	1 at Carolina Panthers, Jan 24, 2016
Receptions	9 at Carolina Panthers, Jan 24, 2016		

100-YARD RECEIVING GAMES (2): REGULAR SEASON

DATE	TEAM	NO.	YDS.	AVG.	LG	TD
11/27/16	at Falcons	8	103	12.9	25	1
12/20/20	at Colts	11	106	9.6	31	0

TEXANS BIOS

100-YARD RUSHING GAMES (7): REGULAR SEASON

DATE	TEAM	ATT.	YDS.	AVG.	LG	TD
12/20/15	at Eagles	29	187	6.4	47t	3
10/06/16	at 49ers	27	157	5.8	23	2
10/17/16	JETS	22	111	5.0	58t	3
10/23/16	SEAHAWKS	33	113	3.4	14	0
11/20/16	at Vikings	22	103	4.7	11	1
11/18/18	RAIDERS	25	137	5.5	53	0
12/27/20	BENGALS	12	128	10.7	48	1

2021 GAME-BY-GAME REGULAR-SEASON STATISTICS (TEXANS)

W	DATE	OPPONENT	P/S	RUSHING					RECEIVING					W/L	SCORE
				NO.	YDS.	AVG.	LG	TD	NO.	YDS.	AVG.	LG	TD		
01	09/12	Jaguars	P	3	10	3.3	5	0	3	18	6.0	9	1	W	37-21
02	09/19	at Browns	P	6	25	4.2	8	0	2	22	11.0	14	0	L	21-31
03	09/23	Panthers	P	2	11	5.5	7	0	0	0	0.0	0	0	L	9-24
04	10/03	at Bills	P	5	21	4.2	10	0	3	27	9.0	12	0	L	0-40
05	10/10	Patriots	P	2	5	2.5	3	0	5	46	9.2	16	0	L	22-25
06	10/17	at Colts	P	2	7	3.5	6	0	1	14	14.0	14	0	L	3-31
07	10/24	at Cardinals	P	7	25	3.6	13	0	5	27	5.4	10	0	L	5-31
08	10/31	Rams	S	2	4	2.0	4	0	1	-1	-1.0	-1	0	L	22-38
09	11/07	at Dolphins	P	4	11	2.8	4	0	3	29	9.7	15	0	L	9-17
11	11/21	at Titans	S	13	18	1.4	5	0	3	16	5.3	8	0	W	22-13
12	11/28	Jets	S	10	39	3.9	7	0	2	16	8.0	10	0	L	14-21
13	12/05	Colts							INACTIVE					L	0-31
15	12/19	at Jaguars	S	6	24	4.0	6	0	1	3	3.0	3	0	W	30-16
16	12/26	Chargers							INACTIVE					W	41-29
17	01/02	at 49ers							RESERVE/COVID-19					L	7-23
18	01/09	Titans	P	5	28	5.6	15	0	3	8	2.7	7	0	L	25-28
2021 TOTALS			13-4	67	228	3.4	15	0	32	225	7.0	16	1	4-12	



JALEEL JOHNSON

DEFENSIVE LINEMAN

6-3 | 316 | IOWA

HOMETOWN: BROOKLYN, N.Y. | AGE: 27

5TH NFL SEASON | 1ST WITH TEXANS | ACQUIRED: UFA-'21 (MIN)

2021 GP/GS: 12/0 | CAREER GP/GS (POST): 65/20 (4/0)

TEAMS: MIN '17-20; HOU '21



93

TRANSACTIONS: Selected by the Minnesota Vikings with the second pick of the fourth round (109th overall) of the 2017 NFL Draft...Signed by the Houston Texans as an unrestricted free agent on April 8, 2021...Released by the Texans on Aug. 31, 2021...Signed to the New Orleans Saints practice squad on Sept. 6, 2021...Signed by the Texans on Sept. 15, 2021...Placed on the Reserve/COVID-19 List on Dec. 21, 2021...Activated from the Reserve/COVID-19 List on Dec. 29, 2021.

2021 (Houston 12/0):

- ✦ Played in 12 games in his first season as a Texan, totaling 23 tackles (11 solo), two tackles for loss, one quarterback hit and his first career fumble recovery
- ✦ Appeared in his first game as a Texan at Cleveland (9/19)
- ✦ Logged his first tackle as a Texan vs. Carolina (9/23)
- ✦ Tallied three tackles (all solo) and recorded his first career fumble recovery vs. New England (10/10)
- ✦ Recorded three tackles and his first quarterback hit as a Texan at Tennessee (11/21)
- ✦ Notched a season-high four tackles (two solo) vs. the N.Y. Jets (11/28)
- ✦ Posted one solo tackle and one tackle for loss at Jacksonville (12/19)

2020 (Minnesota 16/16):

- ✦ Started all 16 games for the first time in his career and notched a single-season career-high 44 total tackles (22 solo), while also adding 1.5 sacks, three tackles for loss and two quarterback hits
- ✦ Recorded six total tackles (four solo) and one tackle for loss at Indianapolis (9/20)
- ✦ Tallied three total tackles, 0.5 sack and one quarterback hit vs. Atlanta (10/18)
- ✦ Logged a season-high seven total tackles (three solo) and his first full sack of the year vs. Dallas (11/22)

2019 (Minnesota 16/3, 2/0):

- ✦ Appeared in all 16 games (three starts) and set single-season career highs in sacks (3.5), quarterback hits (five) and tackles for loss (five)
- ✦ Made his second start of the season and contributed a season-best six total tackles (three solo) while also adding 1.0 sack, two tackles for loss and one quarterback hit vs. Denver (11/17)
- ✦ Posted 1.0 sack, two quarterback hits and a tackle for loss vs. Detroit (12/8)
- ✦ Sacked L.A. Chargers QB Philip Rivers for a nine-yard loss

in the second quarter of Week 15 (12/15), which marked consecutive games with a sack for the first time in his career

2018 (Minnesota 16/1):

- ✦ Saw action in all 16 games (one start) and logged 13 total tackles (six solo), 0.5 sack, two quarterback hits, one tackle for loss and one forced fumble
- ✦ Recorded a season-high four total tackles (two solo) and also added 0.5 sack and one quarterback hit in his lone start of the season at the N.Y. Jets (10/21)
- ✦ Forced his first career fumble on Bears RB Tarik Cohen in the fourth quarter of the Week 11 contest at Chicago (11/18)

2017 (Minnesota 5/0, 2/0):

- ✦ Played in five regular season games and two postseason contests as a rookie, contributing one total tackle
- ✦ Saw action in his first NFL game at Chicago (10/9)
- ✦ Logged one total tackle vs. Green Bay (10/15)

COLLEGE:

- ✦ Played four seasons (2013-16) at the University of Iowa in Iowa City after redshirting his freshman season (2012)
- ✦ Earned First-Team All-Big Ten honors his senior season (2016) after totaling 55 tackles (29 solo), 10 tackles for loss and 8.0 sacks
- ✦ Received Honorable Mention All-Big Ten honors by the league coaches and media following his junior season (2013) when he tallied 45 total tackles (22 solo), 5.5 tackles for and 4.0 sacks in 14 games
- ✦ Received an increased role during his sophomore campaign (2012) as he appeared in all 13 games and notched 11 total tackles (two solo), with 2.5 tackles for loss and 1.0 sack
- ✦ Appeared in seven games as a freshman (2013)
- ✦ Redshirted his first year as a Hawkeye in 2012

PERSONAL:

- ✦ Attended Montini Catholic High School in Lombard, Ill. for his senior year after spending his first three years at St. Joseph's High School in Westchester, Ill.
- ✦ Earned prep All-American honors and First-Team All-State recognition as a senior. Was a team captain and played both offensive and defensive line as his team went 12-2 en route to winning the state championship
- ✦ Also wrestled at St. Joseph's, earning two letters

TEXANS BIOS

JALEEL JOHNSON'S NFL REGULAR SEASON DEFENSIVE STATISTICS

DATE	TEAM	GP	GS	TACKLES								INTERCEPTIONS					FUMBLES				ST				MISC			
				TK	S	A	TFL	YDS	SK	YDS	QBH	NO	YDS	LG	TD	PD	FF	FR	TD	YDS	TK	S	A	FF	FR	S	A	
2017	Vikings	5	0	1	0	1	0	0	0.0	0.0	0	0	0	0	0	0	0	0	0	0	0	0	0	0	0	0	0	0
2018	Vikings	16	1	13	6	7	1	1	0.5	0.5	2	0	0	0	0	0	0	1	0	0	0	0	0	0	0	0	0	0
2019	Vikings	16	3	29	15	14	5	18	3.5	19.5	5	0	0	0	0	0	0	0	0	0	0	0	0	0	0	0	0	0
2020	Vikings	16	16	44	22	22	3	7	1.5	8.5	2	0	0	0	0	0	0	0	0	0	0	0	0	0	0	0	0	0
2021	Texans	12	0	23	11	12	2	3	0.0	0.0	1	0	0	0	0	0	0	1	0	0	0	0	0	0	0	0	0	0
NFL TOTALS		65	20	110	54	56	11	29	5.5	28.5	10	0	0	0	0	0	1	1	0	0	0	0	0	0	0	0	0	0

JALEEL JOHNSON'S NFL POSTSEASON DEFENSIVE STATISTICS

DATE	TEAM	GP	GS	TACKLES								INTERCEPTIONS					FUMBLES				ST				MISC			
				TK	S	A	TFL	YDS	SK	YDS	QBH	NO	YDS	LG	TD	PD	FF	FR	TD	YDS	TK	S	A	FF	FR	S	A	
2017	Vikings	2	0	2	1	1	0	0	0.0	0.0	0	0	0	0	0	0	0	0	0	0	0	0	0	0	0	0	0	0
2019	Vikings	2	0	2	1	1	1	6	0.0	0.0	0	0	0	0	0	0	0	0	0	0	0	0	0	0	0	0	0	0
NFL TOTALS		4	0	4	2	2	1	6	0.0	0.0	0	0	0	0	0	0	0	0	0	0	0	0	0	0	0	0	0	0

SINGLE-GAME HIGHS: DEFENSIVE

Total Tackles	7 vs. Dallas Cowboys, Nov 22, 2020	Fumble Recoveries	1 vs. New England Patriots, Oct 10, 2021
Sacks	1.0 vs. Dallas Cowboys, Nov 22, 2020 ...3 more at 1.0.	Tackles For Loss	2 vs. Denver Broncos, Nov 17, 2019
Forced Fumbles	1 at Chicago Bears, Nov 18, 2018		

SINGLE-GAME HIGHS - POSTSEASON: DEFENSIVE

Total Tackles	2 at Philadelphia Eagles, Jan 21, 2018	Tackles For Loss	1 at New Orleans Saints, Jan 05, 2020
----------------------	--	-------------------------	---------------------------------------

2021 GAME-BY-GAME REGULAR-SEASON STATISTICS (TEXANS)

W	DATE	OPPONENT	P/S	TACKLES								INTERCEPTIONS					FUMBLES				ST				MISC		W/L	SCORE		
				TK	S	A	SK	YDS	TFL	YDS	QBH	NO	YDS	LG	TD	PD	FF	FR	TD	YDS	TK	S	A	FF	FR	S			A	
01	09/12	Jaguars		NOT ON ROSTER																							W	37-21		
02	09/19	at Browns	P	0	0	0	0.0	0.0	0	0	0	0	0	0	0	0	0	0	0	0	0	0	0	0	0	0	0	0	L	21-31
03	09/23	Panthers	P	1	0	1	0.0	0.0	0	0	0	0	0	0	0	0	0	0	0	0	0	0	0	0	0	0	0	0	L	9-24
04	10/03	at Bills	P	3	1	2	0.0	0.0	0	0	0	0	0	0	0	0	0	0	0	0	0	0	0	0	0	0	0	L	0-40	
05	10/10	Patriots	P	3	3	0	0.0	0.0	0	0	0	0	0	0	0	0	1	0	0	0	0	0	0	0	0	0	0	L	22-25	
06	10/17	at Colts	P	0	0	0	0.0	0.0	0	0	0	0	0	0	0	0	0	0	0	0	0	0	0	0	0	0	L	3-31		
07	10/24	at Cardinals		INACTIVE																							L	5-31		
08	10/31	Rams		INACTIVE																							L	22-38		
09	11/07	at Dolphins	P	2	1	1	0.0	0.0	1	2	0	0	0	0	0	0	0	0	0	0	0	0	0	0	0	0	0	L	9-17	
11	11/21	at Titans	P	3	0	3	0.0	0.0	0	0	1	0	0	0	0	0	0	0	0	0	0	0	0	0	0	0	0	W	22-13	
12	11/28	Jets	P	4	2	2	0.0	0.0	0	0	0	0	0	0	0	0	0	0	0	0	0	0	0	0	0	0	L	14-21		
13	12/05	Colts	P	2	2	0	0.0	0.0	0	0	0	0	0	0	0	0	0	0	0	0	0	0	0	0	0	0	L	0-31		
14	12/12	Seahawks	P	2	0	2	0.0	0.0	0	0	0	0	0	0	0	0	0	0	0	0	0	0	0	0	0	0	L	13-33		
15	12/19	at Jaguars	P	1	1	0	0.0	0.0	1	1	0	0	0	0	0	0	0	0	0	0	0	0	0	0	0	0	W	30-16		
16	12/26	Chargers		RESERVE/COVID-19																							W	41-29		
17	01/02	at 49ers	P	2	1	1	0.0	0.0	0	0	0	0	0	0	0	0	0	0	0	0	0	0	0	0	0	0	L	7-23		
18	01/09	Titans		INACTIVE																							L	25-28		
2021 TOTALS		12-0	23	11	12	0.0	0.0	2	3	1	0	0	0	0	0	0	1	0	0	0	0	0	0	0	0	0	4-13			



LONNIE JOHNSON JR.

DEFENSIVE BACK

6-2 | 213 | KENTUCKY

HOMETOWN: GARY, IND. | AGE: 26

3RD NFL SEASON | 3RD WITH TEXANS | ACQUIRED: D2A-'19

2021 GP/GS: 14/7 | CAREER GP/GS (POST): 44/19 (2/1)

TEAMS: HOU '19-21



1

TRANSACTIONS: Selected by the Houston Texans with the 22nd pick in the second round (54th overall) of the 2019 NFL Draft...Placed on the Reserve/COVID-19 List on Dec. 23, 2021...Activated from the Reserve/COVID-19 List on Jan. 5, 2022.

2021 (Houston 14/7):

- ✦ Played in 14 games (five starts at safety, two starts at cornerback), totaling 51 defensive tackles (34 solo), one tackle for loss, six passes defended, a career-high three interceptions as well as four special teams tackles
- ✦ Appeared in his first game of the season at Cleveland (9/19), tallying one solo tackle and one special teams tackle
- ✦ Made his first start of the season vs. Carolina (9/23), notching seven tackles (three solo) and one pass defended
- ✦ Finished second on the team with eight tackles (five solo) and recorded his first career interception with a 32-yard return at Buffalo (10/3)
- ✦ Logged four tackles (one solo) and his second career interception vs. New England (10/10)
- ✦ Led the team and set a personal season high with nine tackles (six solo) at Arizona (10/24). Intercepted a pass from QB Kyler Murray with a 15-yard return, his third interception of the season
- ✦ Tallied three defensive tackles (all solo), one tackle for loss, one pass defended and one special teams tackle vs. Seattle (12/12)

2020 (Houston 16/5):

- ✦ Saw action in all 16 games (five starts) and notched single-season career highs in total tackles (70), tackles for loss (one), quarterback hits (three) and special teams tackles (six)
- ✦ Appeared in the season opener and totaled two tackles (one solo) at Kansas City (9/10)
- ✦ Started his first game of the season vs. Baltimore (9/20) and notched three solo tackles
- ✦ Finished with a season-high six solo tackles and his first career tackle for loss at Jacksonville (11/8)
- ✦ Finished with five total tackles (four solo) and two quarterback hits vs. New England (11/22)
- ✦ Notched six total tackles (four solo) and two special teams tackles vs. Indianapolis (12/6)
- ✦ Finished with four total tackles (three solo) and two special teams tackles at Chicago (12/13)
- ✦ Logged a single-game career-high nine total tackles (seven solo) at Indianapolis (12/20)
- ✦ Finished with a career-high 11 total tackles (six solo) vs.

Cincinnati (12/27)

2019 (Houston 14/7, 2/1):

- ✦ Appeared in 14 regular season games (seven starts) as a rookie and tallied 38 total tackles (31 solo), seven passes defended and added three tackles on special teams. Also appeared in both postseason contests (one start)
- ✦ Saw action as a reserve cornerback in his NFL debut at New Orleans (9/9)
- ✦ Logged his first-career start vs. Jacksonville (9/15) and recorded his first three career total tackles (three solo) and a pass defended
- ✦ Posted six total tackles and one pass defended in the Week 3 victory over the L.A. Chargers (9/22)
- ✦ Tallied four total tackles (two solo) in his third career start vs. Atlanta (10/6)
- ✦ Tallied two solo tackles and two passes defended in the win at Kansas City (10/13)
- ✦ Posted a single-game career-high and finished tied for second on the team with seven total tackles (seven solo) at Indianapolis (10/20)
- ✦ Finished with two total tackles (two solo) and one pass defended vs. Oakland (10/27)
- ✦ Finished tied for second on the team with six total tackles (five solo) and added one pass defended vs. New England (12/1)
- ✦ Posted one pass defended at Tennessee (12/15), stopping a fake punt attempt in the second quarter
- ✦ Made his first career playoff start in the Divisional Round at Kansas City (1/12/20) and recorded three solo tackles on offense and one tackle on special teams
- ✦ Recovered on a blocked punt by OLB Barkevious Mingo on Chiefs P Dustin Colquitt at the 10-yard line and scored a touchdown in the Divisional Round at Kansas City (1/12/20)

COLLEGE:

- ✦ Played two seasons (2017-18) at the University of Kentucky in Lexington, Ky. after transferring from Garden City (Kan.) Community College where he played one season (2015)
- ✦ Also played one season (2014) at San Bernardino Valley Community College
- ✦ Sat out the 2016 season to focus on academics
- ✦ Recorded 64 total tackles, three tackles for loss, 1.0 sack, 12 passes defended, two blocked kicks, one interception and one forced fumble in 26 games (18 starts) at Kentucky
- ✦ Earned second-team All-Kansas Jayhawk Community College Conference after notching 35 total tackles (28

TEXANS BIOS

solo), five interceptions and one fumble recovery in his lone season with Garden City Community College

- ▶ Played wide receiver and appeared on special teams as a true freshman with San Bernardino Valley College

PERSONAL:

- ▶ Attended Gary (Ind.) West Side High School
- ▶ Recorded 66 total tackles, two interceptions, two blocked field goals and one blocked punt in high school

- ▶ Also caught 40 passes for 772 yards (19.3 avg.) and 14 career touchdowns

- ▶ Lettered in track & field and led Gary West Side to the 2014 state championship with individual titles in the long jump and 4x100 relay

- ▶ Son of Nora and Lonnie Johnson

- ▶ Graduated with a degree in community and leadership development

SINGLE-GAME HIGHS: DEFENSIVE

Total Tackles 11 vs. Cincinnati Bengals, Dec 27, 2020
Passes Defensed 2 at Kansas City Chiefs, Oct 13, 2019
Tackles For Loss 1 vs. Seattle Seahawks, Dec 12, 2021
 ...1 more at 1.

Interceptions 1 at Arizona Cardinals, Oct 24, 2021
 ...2 more at 1.

Special Teams Tackles 2 at Chicago Bears, Dec 13, 2020
 ...1 more at 2.

SINGLE-GAME HIGHS - POSTSEASON: DEFENSIVE

Total Tackles 3 at Kansas City Chiefs, Jan 12, 2020

Special Teams Tackles 1 at Kansas City Chiefs, Jan 12, 2020

2021 GAME-BY-GAME REGULAR-SEASON STATISTICS (TEXANS)

W	DATE	OPPONENT	P/S	TACKLES							INTERCEPTIONS					FUMBLES			ST		MISC		W/L	SCORE						
				TK	S	A	SK	YDS	TFL	YDS	QBH	NO	YDS	LG	TD	PD	FF	FR	TD	YDS	TK	S			A	FF	FR	S	A	
01	09/12	Jaguars																										W	37-21	
02	09/19	at Browns	P	1	1	0	0.0	0.0	0	0	0	0	0	0	0	0	0	0	0	0	1	1	0	0	0	0	0	0	L	21-31
03	09/23	Panthers	S	7	3	4	0.0	0.0	0	0	0	0	0	0	0	1	0	0	0	0	0	0	0	0	0	0	0	0	L	9-24
04	10/03	at Bills	S	8	5	3	0.0	0.0	0	0	0	0	1	32	32	0	1	0	0	0	0	0	0	0	0	0	0	0	L	0-40
05	10/10	Patriots	S	4	1	3	0.0	0.0	0	0	0	0	1	0	0	0	1	0	0	0	0	0	0	0	0	0	0	L	22-25	
06	10/17	at Colts	P	5	3	2	0.0	0.0	0	0	0	0	0	0	0	0	0	0	0	0	0	0	0	0	0	0	0	L	3-31	
07	10/24	at Cardinals	S	9	6	3	0.0	0.0	0	0	0	0	1	15	15	0	1	0	0	0	0	0	0	0	0	0	0	L	5-31	
08	10/31	Rams	S	5	4	1	0.0	0.0	0	0	0	0	0	0	0	0	0	0	0	0	0	0	0	0	0	0	0	L	22-38	
09	11/07	at Dolphins	P	0	0	0	0.0	0.0	0	0	0	0	0	0	0	0	0	0	0	0	0	1	1	0	0	0	0	L	9-17	
11	11/21	at Titans	P	0	0	0	0.0	0.0	0	0	0	0	0	0	0	0	0	0	0	0	0	1	1	0	0	0	0	W	22-13	
12	11/28	Jets	P	0	0	0	0.0	0.0	0	0	0	0	0	0	0	0	0	0	0	0	0	0	0	0	0	0	0	L	14-21	
13	12/05	Colts	P	2	2	0	0.0	0.0	0	0	0	0	0	0	0	0	0	0	0	0	0	0	0	0	0	0	0	L	0-31	
14	12/12	Seahawks	P	3	3	0	0.0	0.0	1	9	0	0	0	0	0	0	1	0	0	0	0	1	1	0	0	0	0	L	13-33	
15	12/19	at Jaguars	S	3	3	0	0.0	0.0	0	0	0	0	0	0	0	0	1	0	0	0	0	0	0	0	0	0	0	W	30-16	
16	12/26	Chargers																									W	41-29		
17	01/02	at 49ers																									L	7-23		
18	01/09	Titans	S	4	3	1	0.0	0.0	0	0	0	0	0	0	0	0	0	0	0	0	0	0	0	0	0	0	L	25-28		
2021 TOTALS				14-7	51	34	17	0.0	0.0	1	9	0	3	47	32	0	6	0	0	0	0	4	4	0	0	0	0	0	4-13	



CAMERON JOHNSTON

PUNTER

5-11 | 194 | OHIO STATE

HOMETOWN: GEELONG, AUSTRALIA | AGE: 29
 4TH NFL SEASON | 1ST WITH TEXANS | ACQUIRED: FA-'21
 2021 GP/GS: 17/0 | CAREER GP/GS (POST): 65/0 (3/0)
 TEAMS: PHI '17-20; HOU '21



11

TRANSACTIONS: Signed by the Philadelphia Eagles as a college free agent on May 11, 2017...Waived by the Eagles on Sept. 2, 2017...Signed by the Eagles on Jan. 3, 2018...Re-signed by the Eagles on March 12, 2020...Signed by the Houston Texans as a free agent on March 30, 2021.

2021 (Houston 17/0):

- ✔ Played in all 17 games and punted 88 times for 4,108 yards, both career highs, for an average of 46.7 yards per punt. Also posted a career-high 3,673 net punting yards (41.7 avg.)
- ✔ Pinned a franchise-record and career-high 37 punts inside the the 20-yard line, finishing with the second-most punts inside the 20 in the NFL in 2021
- ✔ Recorded five punts for 251 yards (50.2 avg.) with one punt inside the 20 at Buffalo (10/3)
- ✔ Punted five times for 212 yards (42.4 avg.), including a long of 55 yards and four punts inside the 20 at Indianapolis (10/17)
- ✔ Logged seven punts for 344 yards (49.1 avg.) with a career-long punt of 69 yards at Arizona (10/24). Pinned a career-high two punts within the 5-yard line
- ✔ Punted seven times for 364 yards (52.0 avg.), including a long of 63 yards, and pinned two punts inside the 20 vs. the L.A. Rams (10/31). Set a single-game career high with 362 net punting yards
- ✔ Punted seven times for 307 yards (43.9 avg.), including a long of 52 yards, and tied a career high with five punts inside the 20 at Tennessee (11/21)
- ✔ Booted five punts for 236 yards (47.2 avg.), including a long of 56 yards vs. the N.Y. Jets (11/28). Notched his sixth consecutive game with multiple kicks within the 20, finishing with two
- ✔ Punted six times for 302 yards (50.3 avg.) with a long of 60 yards, pinning one punt inside the 20 vs. Indianapolis (12/5)
- ✔ Recorded four punts for 193 yards (48.3 avg.) with a long of 55 yards, pinning three punts inside the 20 at Jacksonville (12/19)
- ✔ Booted one punt for 53 yards, marking the first regular-season game appearance of his career with one-or-fewer punts vs. the L.A. Chargers (12/26)
- ✔ Punted seven times for 328 yards (46.9 avg.) with a long of 53 yards, pinning one punt inside the 20 at San Francisco (1/2/22). Dropped a 39-yard punt at the 49ers 4-yard line, tying Shane Lechler (2013) for the second-most punts within the 5-yard line through 16 games in Texans history (six)

- ✔ Logged five punts for 213 yards (42.6 avg.) with a long of 50 yards vs. Tennessee (1/9/22), pinning four punts inside the 20

2020 (Philadelphia 16/0):

- ✔ Finished fourth in the NFL in both punting yards (3,318) and net punting yards (2,924), while also tying for sixth in the league in punts inside the 20-yard line (26)
- ✔ Logged a season-best 53.6 punting average and 50.2 net punting average at Washington (9/13)
- ✔ Notched a season-high 307 punt yards on six punts (47.3 avg.) at San Francisco (10/4)
- ✔ Tallied three punts inside the 20-yard line at Green Bay (12/6)

2019 (Philadelphia 16/0, 1/0):

- ✔ Punted 71 times for 3,292 yards (46.4 avg.) with 28 punts inside the 20-yard line and only four touchbacks on the season
- ✔ Recorded eight punts for a season-high 387 yards (48.4 avg.), including a season-long 61-yard punt vs. New England (11/17)
- ✔ Posted a career-high five punts inside the 20-yard line vs. the N.Y. Giants (12/9)

2018 (Philadelphia 16/0, 2/0):

- ✔ Set single-season franchise records in gross punting average (48.1) and net punting average (42.7). Also ranked third and fourth, respectively, in the NFL in those categories
- ✔ Finished tied for fifth in the NFL in punts over 60 yards (five)
- ✔ Amassed a season-high 313 punting yards on six punts (52.2 avg.) vs. Atlanta (9/6)
- ✔ Logged a season-long 68-yard punt at Tennessee (9/30)
- ✔ Appeared in the NFC Divisional Round matchup at New Orleans (1/13/19) and notched five punts for 241 yards (48.2 avg.) with three punts inside the 20-yard line

2017 (Philadelphia 0/0, 0/0):

- ✔ Signed by the Eagles as a college free agent and spent the offseason with the team

COLLEGE:

- ✔ Played four seasons (2013-16) at Ohio State University in Columbus, Ohio
- ✔ Named Big Ten Eddleman-Fields Punter of the Year and was a second-team All-America selection as a senior (2016) after totaling 57 punts for 2,614 yards (46.7 avg.)
- ✔ Earned second-team all-Big Ten Conference in his junior

TEXANS BIOS

season (2015) after ranking second in the Big Ten in punting average (43.9), punts inside the 20 (26) and 50-plus yard punts (18)

- ✦ Led the Big Ten with a 45.1-yard punting average on 48 punts as a sophomore (2014)
- ✦ Garnered second-team freshman All-American honors by College Football News in his true freshman season (2013)

after leading all Big Ten punters with a 44.0 punting average

PERSONAL:

- ✦ Attended St. Joseph's College in Newtown, Australia
- ✦ Came out of the Melbourne-based punter/kicker training ground Prokick Australia and was a former Australian Rules football player for Melbourne Football Club

CAMERON JOHNSTON'S NFL REGULAR SEASON PUNTING STATISTICS

DATE	TEAM	GP	PUNTS	BLK	YDS.	AVG.	LG	TB	IN20	OPP. RET.	OPP. YDS.	NET YDS.	NET AVG.
2017	Eagles	0	0	0	0	0.0	0	0		0	0	0	0.0
2018	Eagles	16	61	0	2,937	48.1	68	7	24	29	194	2,603	42.7
2019	Eagles	16	71	0	3,292	46.4	61	4	28	32	207	3,005	42.3
2020	Eagles	16	71	1	3,318	46.7	66	6	26	41	274	2,924	40.6
2021	Texans	17	88	0	4,108	46.7	69	4	37	45	355	3,673	41.7
NFL TOTALS		65	291	1	13,655	46.9	69	21	115	147	1,030	12,205	41.8

CAMERON JOHNSTON'S NFL POSTSEASON PUNTING STATISTICS

DATE	TEAM	GP	PUNTS	BLK	YDS.	AVG.	LG	TB	IN20	OPP. RET.	OPP. YDS.	NET YDS.	NET AVG.
2018	Eagles	2	10	0	467	46.7	54	0	4	3	8	459	45.9
2019	Eagles	1	3	0	136	45.3	46	0	1	1	5	131	43.7
NFL TOTALS		3	13	0	603	46.4	54	0	5	4	13	590	45.4

SINGLE-GAME HIGHS: PUNTER

Punts	8 vs. New York Giants, Dec 09, 2019 ...1 more at 8.	Net Punting Avg	52.3 at Los Angeles Rams, Dec 16, 2018
Gross Punting Yards	387 vs. New York Giants, Dec 09, 2019 ...1 more at 387.	Longest Punts Inside the 20	69 at Arizona Cardinals, Oct 24, 2021 5 at Tennessee Titans, Nov 21, 2021 ...1 more at 5.
Gross Punting Avg	56.0 at Tampa Bay Buccaneers, Sep 16, 2018	Special Teams Tackles	1 vs. Chicago Bears, Nov 03, 2019 ...3 more at 1.
Net Punting Yards	362 vs. Los Angeles Rams, Oct 31, 2021		

SINGLE-GAME HIGHS - POSTSEASON: PUNTER

Punts	5 at New Orleans Saints, Jan 13, 2019 ...1 more at 5.	Net Punting Avg	46.6 at New Orleans Saints, Jan 13, 2019
Gross Punting Yards	241 at New Orleans Saints, Jan 13, 2019	Longest Punts Inside the 20	54 at New Orleans Saints, Jan 13, 2019 3 at New Orleans Saints, Jan 13, 2019
Gross Punting Avg	48.2 at New Orleans Saints, Jan 13, 2019		
Net Punting Yards	233 at New Orleans Saints, Jan 13, 2019		

TEXANS BIOS

2021 GAME-BY-GAME REGULAR-SEASON STATISTICS (TEXANS)

W	DATE	OPPONENT		PUNTS	BLK	YDS.	AVG.	LG	TB	IN20	OPP. RET.	OPP. YDS.	NET YDS.	NET AVG.	W/L	SCORE
01	09/12	Jaguars	P	6	0	266	44.3	52	0	3	2	1	265	44.2	W	37-21
02	09/19	at Browns	P	4	0	209	52.3	56	1	1	3	22	167	41.8	L	21-31
03	09/23	Panthers	P	6	0	267	44.5	53	0	3	2	17	250	41.7	L	9-24
04	10/03	at Bills	P	5	0	251	50.2	61	0	1	4	24	227	45.4	L	0-40
05	10/10	Patriots	P	3	0	99	33.0	54	0	1	1	13	86	28.7	L	22-25
06	10/17	at Colts	P	5	0	212	42.4	55	0	4	2	8	204	40.8	L	3-31
07	10/24	at Cardinals	P	7	0	344	49.1	69	1	2	2	27	297	42.4	L	5-31
08	10/31	Rams	P	7	0	364	52.0	63	0	2	3	2	362	51.7	L	22-38
09	11/07	at Dolphins	P	5	0	235	47.0	58	0	3	3	31	204	40.8	L	9-17
11	11/21	at Titans	P	7	0	307	43.9	52	0	5	4	20	287	41.0	W	22-13
12	11/28	Jets	P	5	0	236	47.2	56	0	2	1	17	219	43.8	L	14-21
13	12/05	Colts	P	6	0	302	50.3	60	0	1	5	37	265	44.2	L	0-31
14	12/12	Seahawks	P	5	0	229	45.8	58	1	1	2	31	178	35.6	L	13-33
15	12/19	at Jaguars	P	4	0	193	48.3	55	0	3	3	49	144	36.0	W	30-16
16	12/26	Chargers	P	1	0	53	53.0	53	0	0	0	0	53	53.0	W	41-29
17	01/02	at 49ers	P	7	0	328	46.9	53	1	1	4	33	275	39.3	L	7-23
18	01/09	Titans	P	5	0	213	42.6	50	0	4	4	23	190	38.0	L	25-28
2021 TOTALS			17	88	0	4,108	46.7	69	4	37	45	355	3,673	41.7	4-13	



BREVIN JORDAN

TIGHT END

6-3 | 245 | MIAMI (FLA.)

HOMETOWN: LAS VEGAS, NEV. | AGE: 21
 ROOKIE | 1ST WITH TEXANS | ACQUIRED: D5A-'21
 2021 GP/GS: 9/2 | CAREER GP/GS: 9/2
 TEAMS: HOU '21



9

TRANSACTIONS: Selected by the Houston Texans with the third pick of the fifth round (147th overall) of the 2021 NFL Draft.

2021 (Houston 9/2):

- ✦ Played in nine games (two starts) and caught 20 passes for 178 receiving yards (8.9 avg.) and three touchdowns, tied for the second-most receiving touchdowns by a rookie tight end in Texans history
- ✦ Made his first NFL start and appearance vs. the L.A. Rams (10/31) and finished with 41 receiving yards on three catches, including the first touchdown of his career
- ✦ Finished with three receptions for 23 yards (7.7 avg.) and a touchdown vs. the N.Y. Jets (11/28). Caught a 13-yard touchdown pass from QB Tyrod Taylor
- ✦ Posted 26 receiving yards on four receptions (6.5 avg.) and one touchdown vs. Seattle (12/12). Caught a five-yard touchdown pass from QB Davis Mills
- ✦ Caught four passes for a career-high 56 yards (14.0 avg.) with a career-long 27-yard reception vs. the L.A. Chargers (12/26)

CAREER AT MIAMI (FLA.):

- ✦ Spent three seasons (2018-20) at the University of Miami (Fla.), where he played in 30 games (29 starts) and totaled 1,358 receiving yards on 105 receptions (12.9 avg.) with 13 touchdowns

2020 (Miami):

- ✦ Named Second Team All-ACC after starting all eight games he played in and finishing second on the team in receptions (38) and receiving yards (576) while also tying for the team lead with seven touchdown receptions
- ✦ Was a semifinalist for the John Mackey Award, which honors the nation's top tight end
- ✦ Amassed a team-high seven receptions for a game-high 120 yards (17.1 avg.) with one touchdown at Louisville (9/19)
- ✦ Finished with five catches for 41 yards (8.2 avg.) and caught a touchdown in the third straight game against Florida State (9/26)
- ✦ Logged six receptions for a team-high 140 yards (23.3 avg.), including a career-long 76-yard touchdown reception against North Carolina (12/12)
- ✦ Ended his collegiate career with a game-high eight

receptions for 96 yards (12.0 avg.) and two receiving touchdowns in the 2020 Cheez-It Bowl against Oklahoma State (12/29)

2019 (Miami):

- ✦ Garnered First Team All-ACC honors after starting all 10 games he played in and posted 35 receptions for 495 receiving yards (14.1 avg.) and two touchdowns
- ✦ Named a Mackey Award finalist, which honors the nation's top tight end
- ✦ Started the season opener vs. Florida (8/24) and finished with five catches for 88 yards (17.6 avg.) and one touchdown
- ✦ Led the team with 70 receiving yards on three catches (23.3 avg.) vs. Central Michigan (9/21)
- ✦ Posted a season-high 136 yards on seven receptions (19.4 avg.) with one touchdown against Virginia Tech (10/5), which included a 51-yard reception

2018 (Miami):

- ✦ Saw action in 12 games (11 starts) as a true freshman and notched 32 receptions for 287 yards (9.0 avg.) and four receiving touchdowns. Also earned 2018 All-ACC Second Team honors
- ✦ Caught seven passes for 52 yards (7.4 avg.), including the first two receiving touchdowns of his career vs. Savannah State (9/8)
- ✦ Produced five receptions for a season-high 67 yards (13.4 avg.) and one touchdown against Florida International (9/22)
- ✦ Hauled in a season-long 41-yard touchdown reception against Florida State (10/6)
- ✦ Tallied a season-high eight receptions for 36 yards (4.5 avg.) at Boston College (10/26)

PERSONAL:

- ✦ Attended Bishop Gorman High School in Las Vegas
- ✦ His father, Darrell, was drafted by the Atlanta Falcons in the ninth round of the 1990 NFL Draft
- ✦ Posted single-season career highs in receiving yards (1,111), receptions (63) and touchdowns (13) during his senior year of high school
- ✦ Rated as the top-ranked tight end in the country by ESPN.com and 247Sports.com

TEXANS BIOS

BREVIN JORDAN'S NFL REGULAR SEASON RUSHING/RECEIVING STATISTICS

DATE	TEAM	GP	GS	RECEIVING					RUSHING				
				NO.	YDS.	AVG.	LG	TD	NO.	YDS.	AVG.	LG	TD
2021	Texans	9	2	20	178	8.9	27	3	0	0	0.0	0	0
NFL TOTALS		9	2	20	178	8.9	27	3	0	0	0.0	0	0

BREVIN JORDAN'S NFL REGULAR SEASON RETURN STATISTICS

DATE	TEAM	KICKOFF RETURNS					PUNT RETURNS					
		RET.	YDS.	AVG.	LG	TD	NO.	FC	YDS.	AVG.	LG	TD
2021	Texans	0	0	0.0	0	0	0	0	0	0.0	0	0
NFL TOTALS		0	0	0.0	0	0	0	0	0	0.0	0	0

SINGLE-GAME HIGHS: RECEIVING

Receptions	4 vs. Los Angeles Chargers, Dec 26, 2021 ...1 more at 4.	All-Purpose Yards	56 vs. Los Angeles Chargers, Dec 26, 2021
Receiving Yards	56 vs. Los Angeles Chargers, Dec 26, 2021	Most TDs	1 vs. Seattle Seahawks, Dec 12, 2021 ...2 more at 1.
Longest Receptions	27 vs. Los Angeles Chargers, Dec 26, 2021	Receiving Average	14.0 vs. Los Angeles Chargers, Dec 26, 2021
Receiving TDs	1 vs. Los Angeles Rams, Oct 31, 2021		

2021 GAME-BY-GAME REGULAR-SEASON STATISTICS (TEXANS)

W	DATE	OPPONENT	P/S	RECEIVING					RUSHING					W/L	SCORE
				NO.	YDS.	AVG.	LG	TD	NO.	YDS.	AVG.	LG	TD		
01	09/12	Jaguars												W	37-21
02	09/19	at Browns												L	21-31
03	09/23	Panthers												L	9-24
04	10/03	at Bills												L	0-40
05	10/10	Patriots												L	22-25
06	10/17	at Colts												L	3-31
07	10/24	at Cardinals												L	5-31
08	10/31	Rams	S	3	41	13.7	23	1	0	0	0.0	0	0	L	22-38
09	11/07	at Dolphins	P	2	9	4.5	5	0	0	0	0.0	0	0	L	9-17
11	11/21	at Titans	S	1	7	7.0	7	0	0	0	0.0	0	0	W	22-13
12	11/28	Jets	P	3	23	7.7	13t	1	0	0	0.0	0	0	L	14-21
13	12/05	Colts	P	2	7	3.5	5	0	0	0	0.0	0	0	L	0-31
14	12/12	Seahawks	P	4	26	6.5	11	1	0	0	0.0	0	0	L	13-33
15	12/19	at Jaguars												W	30-16
16	12/26	Chargers	P	4	56	14.0	27	0	0	0	0.0	0	0	W	41-29
17	01/02	at 49ers	P	1	9	9.0	9	0	0	0	0.0	0	0	L	7-23
18	01/09	Titans	P	0	0	0.0	0	0	0	0	0.0	0	0	L	25-28
2021 TOTALS		9-2		20	178	8.9	27	3	0	0	0.0	0	0	4-13	



DESMOND KING II

DEFENSIVE BACK

5-10 | 200 | IOWA

HOMETOWN: DETROIT, MICH. | AGE: 27

5TH NFL SEASON | 1ST WITH TEXANS | ACQUIRED: UFA-'21 (TEN)

2021 GP/GS: 16/12 | CAREER GP/GS (POST): 78/40 (3/2)

TEAMS: LAC '17-20; TEN '20; HOU '21



25

TRANSACTIONS: Selected by the Los Angeles Chargers with the seventh pick of the fifth round (151st overall) of the 2017 NFL Draft...Traded to the Tennessee Titans on Nov. 2, 2020...Signed by the Houston Texans as an unrestricted free agent on March 30, 2021.

HONORS:

- ✦ AP First Team All-Pro - Defensive Back (2018)
- ✦ AP Second Team All-Pro - Punt Returner (2018)
- ✦ AFC Defensive Player of the Week (Week 9, 2018)
- ✦ AFC Special Teams Player of the Week (Week 13, 2018)

CAREER:

- ✦ Became just the sixth player in NFL history and second defensive back (Roy Williams, 2002-03) ever to post multiple pick-sixes and at least four sacks over the first two seasons of his career
- ✦ One of five defensive backs (Malcolm Jenkins, Jordan Poyer, Harrison Smith and Mike Hilton) with at least 8.0 sacks and seven interceptions since 2017
- ✦ Was one of five players in 2017 (Carlos Dunlap, Cameron Jordan, Ryan Kerrigan and John Simon) to post an interception returned for a touchdown and at least 3.0 sacks

2021 (Houston 16/12):

- ✦ Played in 16 games (12 starts) in his first season as a Texan, totaling a career-high 86 defensive tackles (62 solo) as well as one tackle for loss, three interceptions (tied his career high), six passes defended, one forced fumble and a career-high seven special teams tackles (six solo)
- ✦ Led the team with eight tackles (five solo) in his first game as a Texan in the season opener vs. Jacksonville (9/12)
- ✦ Started his first game as a Texan at Buffalo (10/3), leading the team with nine tackles (eight solo), one tackle for loss and his third career forced fumble. His nine tackles in Week 4 were tied for second-most in a single game in his career
- ✦ Finished second on the team with eight tackles (five solo) vs. New England (10/10). Tied his career high with a team-leading two special teams tackles
- ✦ Posted six total tackles (five solo) and returned four punts for 51 yards (12.8 avg.) at Arizona (10/24)
- ✦ Tied for fourth on the team with eight tackles (seven solo) while posting two passes defended and two interceptions (tied for a career high) at Tennessee (11/21)
- ✦ Finished tied for second on the team with seven tackles (five solo) vs. Indianapolis (12/5)
- ✦ Finished third on the team with five tackles (three solo)

vs. Seattle (12/12)

- ✦ Recorded seven tackles (all solo), tied for his second-highest total of the season vs. the L.A. Chargers (12/26)
- ✦ Tied for third on the team with seven tackles (five solo), also logging one interception, two passes defended and one special teams tackle at San Francisco (1/2/22). Intercepted a pass from QB Trey Lance, tying his career high with three interceptions on the season

2020 (L.A. Chargers 6/3; Tennessee 9/5, 1/0):

- ✦ Played six games (three starts) for the Chargers before being traded to the Titans prior to Week 9
- ✦ Totaled 54 tackles (39 solo), 2.0 sacks, two passes defended, two tackles for loss, two quarterback hits and a fumble recovery with both the Chargers and Titans
- ✦ Notched his first sack of the season for the Chargers vs. Jacksonville (10/25)
- ✦ Logged 1.0 sack at Houston (1/3/21)

2019 (L.A. Chargers 15/8):

- ✦ Appeared in 15 games (eight starts) and notched 50 total tackles (39 solo), 2.5 sacks, four tackles for loss, four quarterback hits, two passes defended, two fumble recoveries and one forced fumble. Also returned 21 punts for 118 yards (5.6 avg.) with one touchdown and 16 kickoffs for 331 yards (20.7 avg.)
- ✦ Posted four total tackles (three solo) and a career-high 2.5 sacks with one forced fumble at Miami (9/29)
- ✦ Returned a punt for a 68-yard touchdown vs. Denver (10/6), becoming the eighth player in Chargers history with multiple touchdowns on punt returns in their career

2018 (L.A. Chargers 16/8, 2/2):

- ✦ Earned AP First Team All-Pro honors as a defensive back and Second Team honors as a punt returner
- ✦ Saw action in all 16 games (eight starts) and posted 61 total tackles (46 solo), three interceptions with one returned for a touchdown, 10 passes defended, four tackles for loss, two quarterback hits, two fumble recoveries and one forced fumble
- ✦ Recorded 23 punt returns for 318 yards (13.8 avg.) with one touchdown and 22 kickoff returns for 522 yards (23.7 avg.)
- ✦ Intercepted Browns QB Baker Mayfield twice at Cleveland (10/14) and added three passes defended in the contest
- ✦ Named AFC Defensive Player of the Week after intercepting Seahawks QB Russell Wilson and returning it 42 yards for the second pick-six of his career at Seattle (11/4)

TEXANS BIOS

- ✦ Earned AFC Special Teams Player of the Week honors when he returned a punt 73 yards for a touchdown at Pittsburgh (12/2). Also logged a season-high 10 total tackles (nine solo) and contributed two passes defended in the game
- ✦ Totaled five tackles (three solo), one tackle for loss, one pass defended and one fumble recovery at Kansas City (12/13)
- ✦ Amassed six total tackles (four solo), one tackle for loss, one quarterback hit and a forced fumble at Denver (12/30)
- ✦ Recorded 1.0 sack, one special teams tackle and a 72-yard kickoff return in the Wild Card Round game at Baltimore (1/6/19)

2017 (L.A. Chargers 16/4):

- ✦ Played in 16 games (four starts) and posted 71 total tackles (61 solo), 4.0 sacks, one interception returned for a touchdown, six tackles for loss, six quarterback hits and five passes defended. Also contributed 17 kickoff returns for 353 yards (20.8 avg.)
- ✦ Logged 1.0 sack in consecutive games in Weeks 8 and 10
- ✦ Notched his first career interception when he picked off Cowboys QB Dak Prescott and returned it 90 yards for a touchdown at Dallas (11/23)
- ✦ Tallied six solo tackles, 1.0 sack, three quarterback hits and two tackles for loss vs. Cleveland (12/3)
- ✦ Made his fourth career start vs. Washington (12/10) and logged a season-high 10 total tackles (seven solo), 1.0 sack, one quarterback hit, one tackle for loss and one pass defended

COLLEGE:

- ✦ Played four seasons (2013-16) at the University of Iowa in Iowa City

- ✦ Was the only Big Ten player in a 20-year stretch with at least 12 interceptions and 1,500 combined return yards
- ✦ Finished his career as one-of-two players in Hawkeyes history with three career interceptions returned for touchdowns
- ✦ Named an AP Second Team All-America selection in his senior season (2016) after starting all 13 games and notching three interceptions and seven pass breakups
- ✦ Earned the Jim Thorpe Award given to the nation's best defensive back in 2015 as a junior when he recorded 72 total tackles (46 solo), a school record eight interceptions, including a pick-six, and 21 pass breakups
- ✦ Garnered honorable mention All-Big Ten honors by league media after starting all 13 games and notching 64 total tackles (42 solo), three interceptions with one returned for a touchdown and five pass breakups as a sophomore (2014)
- ✦ Saw action in all 13 games (12 starts) and posted 69 total tackles (44 solo), eight pass breakups and two recovered fumbles in his true freshman season (2013)

PERSONAL:

- ✦ Attended East English Village Preparatory Academy in Detroit
- ✦ Established a Michigan high school record with 29 career interceptions and set a school record for career rushing yards
- ✦ Rushed for 2,360 yards and scored 33 touchdowns as a senior
- ✦ Was a four-year letterman in track, competing in sprint events and relays
- ✦ Founded the King Kares Foundation in 2017, which provides financial support to underprivileged families in the Detroit area

DESMOND KING II'S NFL REGULAR SEASON DEFENSIVE STATISTICS

DATE	TEAM	GP	GS	TACKLES								INTERCEPTIONS					FUMBLES				ST				MISC		
				TK	S	A	TFL	YDS	SK	YDS	QBH	NO	YDS	LG	TD	PD	FF	FR	TD	YDS	TK	S	A	FF	FR	S	A
2017	Chargers	16	4	71	61	10	6	21	4.0	11.0	6	1	90	90t	1	5	0	0	0	0	5	5	0	0	0	0	0
2018	Chargers	16	8	61	46	15	4	8	0.0	0.0	2	3	75	42t	1	10	0	1	0	0	1	1	0	1	1	0	0
2019	Chargers	15	8	50	39	11	4	12	2.5	14.0	4	0	0	0	0	2	1	1	0	13	1	1	0	0	1	0	0
2020	Chargers	6	3	23	18	5	0	0	1.0	0.0	1	0	0	0	0	0	0	0	0	0	1	1	0	0	0	0	0
2020	Titans	9	5	31	21	10	2	7	1.0	2.0	1	0	0	0	0	2	0	1	1	63	0	0	0	0	0	0	0
2020	TOTAL	15	8	54	39	15	2	7	2.0	2.0	2	0	0	0	0	2	0	1	1	63	1	1	0	0	0	0	0
2021	Texans	16	12	86	62	24	1	1	0.0	0.0	0	3	25	25	0	6	1	0	0	0	7	6	1	0	0	0	0
NFL TOTALS		78	40	322	247	75	17	49	8.5	27.0	14	7	190	90T	2	25	2	3	1	76	15	14	1	1	2	0	0

DESMOND KING II'S NFL POSTSEASON DEFENSIVE STATISTICS

DATE	TEAM	GP	GS	TACKLES								INTERCEPTIONS					FUMBLES				ST				MISC			
				TK	S	A	TFL	YDS	SK	YDS	QBH	NO	YDS	LG	TD	PD	FF	FR	TD	YDS	TK	S	A	FF	FR	S	A	
2018	Chargers	2	2	10	6	4	1	1	1.0	1.0	2	0	0	0	0	0	0	0	0	0	2	2	0	0	0	0	0	0
2020	Titans	1	0	6	5	1	0	0	0.0	0.0	0	0	0	0	0	0	0	0	0	0	0	0	0	0	0	0	0	0
NFL TOTALS		3	2	16	11	5	1	1	1.0	1.0	2	0	0	0	0	0	0	0	0	0	2	2	0	0	0	0	0	0

TEXANS BIOS

DESMOND KING II'S NFL REGULAR SEASON RETURN STATISTICS

DATE	TEAM	KICKOFF RETURNS					PUNT RETURNS					
		RET.	YDS.	AVG.	LG	TD	NO.	FC	YDS.	AVG.	LG	TD
2017	Chargers	17	353	20.8	44	0	1	1	2	2.0	2	0
2018	Chargers	22	522	23.7	40	0	23	8	318	13.8	73t	1
2019	Chargers	15	311	20.7	43	0	21	11	118	5.6	68t	1
2020	Chargers	0	0	0.0	0	0	6	4	17	2.8	7	0
2020	Titans	0	0	0.0	0	0	0	0	0	0.0	0	0
2020	TOTAL	0	0	0.0	0	0	6	4	17	2.8	7	0
2021	Texans	1	27	27.0	27	0	17	7	154	9.1	20	0
NFL TOTALS		55	1,213	22.1	44	0	68	31	609	9.0	73T	2

DESMOND KING II'S NFL POSTSEASON RETURN STATISTICS

DATE	TEAM	KICKOFF RETURNS					PUNT RETURNS					
		RET.	YDS.	AVG.	LG	TD	NO.	FC	YDS.	AVG.	LG	TD
2018	Chargers	6	179	29.8	72	0	5	1	46	9.2	33	0
2020	Titans	0	0	0.0	0	0	0	0	0	0.0	0	0
NFL TOTALS		6	179	29.8	72	0	5	1	46	9.2	33	0

SINGLE-GAME HIGHS: DEFENSIVE

Total Tackles	10 at Pittsburgh Steelers, Dec 02, 2018 ...1 more at 10.	Interceptions	2 at Tennessee Titans, Nov 21, 2021 ...1 more at 2.
Sacks	2.5 at Miami Dolphins, Sep 29, 2019	Interception Return Yards	90 at Dallas Cowboys, Nov 23, 2017
Passes Defensed	3 at Cleveland Browns, Oct 14, 2018	Special Teams Tackles	3 vs. Los Angeles Chargers, Dec 26, 2021
Forced Fumbles	1 at Buffalo Bills, Oct 03, 2021 ...1 more at 1.	Special Teams Forced Fumbles	1 at Denver Broncos, Dec 30, 2018
Fumble Recoveries	1 vs. Chicago Bears, Nov 08, 2020 ...2 more at 1.	Special Teams Fumble Recoveries	1 vs. Kansas City Chiefs, Nov 18, 2019 ...1 more at 1.
Tackles For Loss	2 vs. Cleveland Browns, Dec 03, 2017		

SINGLE-GAME HIGHS - POSTSEASON: DEFENSIVE

Total Tackles	7 at New England Patriots, Jan 13, 2019	Tackles For Loss	1 at Baltimore Ravens, Jan 06, 2019
Sacks	1.0 at Baltimore Ravens, Jan 06, 2019	Special Teams Tackles	1 at New England Patriots, Jan 13, 2019 ...1 more at 1.

TEXANS BIOS

2021 GAME-BY-GAME REGULAR-SEASON STATISTICS (TEXANS)

W	DATE	OPPONENT	P/S	TACKLES								INTERCEPTIONS					FUMBLES				ST				MISC		W/L	SCORE
				TK	S	A	SK	YDS	TFL	YDS	QBH	NO	YDS	LG	TD	PD	FF	FR	TD	YDS	TK	S	A	FF	FR	S		
01	09/12	Jaguars	P	8	5	3	0.0	0.0	0	0	0	0	0	0	0	0	0	0	0	0	0	0	0	0	0	0	W	37-21
02	09/19	at Browns	P	1	0	1	0.0	0.0	0	0	0	0	0	0	0	0	0	0	0	0	0	0	0	0	0	L	21-31	
03	09/23	Panthers	P	2	1	1	0.0	0.0	0	0	0	0	0	0	0	0	0	0	0	0	0	0	0	0	0	L	9-24	
04	10/03	at Bills	S	9	8	1	0.0	0.0	1	1	0	0	0	0	0	0	0	0	0	0	0	0	0	0	0	L	0-40	
05	10/10	Patriots	S	8	5	3	0.0	0.0	0	0	0	0	0	0	0	0	0	0	0	0	1	1	0	0	0	L	22-25	
06	10/17	at Colts	P	0	0	0	0.0	0.0	0	0	0	0	0	0	0	0	0	0	0	0	0	0	0	0	0	L	3-31	
07	10/24	at Cardinals	S	6	5	1	0.0	0.0	0	0	0	0	0	0	0	0	0	0	0	0	0	0	0	0	0	L	5-31	
08	10/31	Rams																								L	22-38	
09	11/07	at Dolphins	S	6	4	2	0.0	0.0	0	0	0	0	0	0	0	0	0	0	0	0	0	0	0	0	0	L	9-17	
11	11/21	at Titans	S	8	7	1	0.0	0.0	0	0	0	2	25	25	0	2	0	0	0	0	0	0	0	0	0	0	W	22-13
12	11/28	Jets	S	5	3	2	0.0	0.0	0	0	0	0	0	0	0	0	0	0	0	0	0	0	0	0	0	L	14-21	
13	12/05	Colts	S	6	5	1	0.0	0.0	0	0	0	0	0	0	0	0	0	0	0	0	0	0	0	0	0	L	0-31	
14	12/12	Seahawks	S	5	3	2	0.0	0.0	0	0	0	0	0	0	0	0	0	0	0	0	0	0	0	0	0	L	13-33	
15	12/19	at Jaguars	S	3	1	2	0.0	0.0	0	0	0	0	0	0	0	0	0	0	0	0	0	0	0	0	0	W	30-16	
16	12/26	Chargers	S	7	7	0	0.0	0.0	0	0	0	0	0	0	0	0	0	0	0	0	0	0	0	0	0	W	41-29	
17	01/02	at 49ers	S	7	5	2	0.0	0.0	0	0	0	1	0	0	0	2	0	0	0	0	0	0	0	0	0	L	7-23	
18	01/09	Titans	S	5	3	2	0.0	0.0	0	0	0	0	0	0	0	0	0	0	0	0	0	0	0	0	0	L	25-28	
2021 TOTALS			16-12	86	62	24	0.0	0.0	1	1	0	3	25	25	0	6	1	0	0	0	0	0	0	0	0	0	4-13	

2021 GAME-BY-GAME REGULAR-SEASON STATISTICS (TEXANS)

W	DATE	OPPONENT	P/S	KICKOFF RETURNS					PUNT RETURNS					W/L	SCORE		
				RET	YDS	AVG	LG	TD	NO	FC	YDS	AVG	LG			TD	
01	09/12	Jaguars	P	0	0	0.0	0	0	0	0	0	0.0	0	0	0	W	37-21
02	09/19	at Browns	P	1	27	27.0	27	0	0	0	0	0.0	0	0	0	L	21-31
03	09/23	Panthers	P	0	0	0.0	0	0	0	0	0	0.0	0	0	0	L	9-24
04	10/03	at Bills	S	0	0	0.0	0	0	0	0	0	0.0	0	0	0	L	0-40
05	10/10	Patriots	S	0	0	0.0	0	0	0	0	0	0.0	0	0	0	L	22-25
06	10/17	at Colts	P	0	0	0.0	0	0	0	0	0	0.0	0	0	0	L	3-31
07	10/24	at Cardinals	S	0	0	0.0	0	0	4	0	51	12.8	20	0	0	L	5-31
08	10/31	Rams														L	22-38
09	11/07	at Dolphins	S	0	0	0.0	0	0	1	3	2	2.0	2	0	0	L	9-17
11	11/21	at Titans	S	0	0	0.0	0	0	1	0	10	10.0	10	0	0	W	22-13
12	11/28	Jets	S	0	0	0.0	0	0	1	0	7	7.0	7	0	0	L	14-21
13	12/05	Colts	S	0	0	0.0	0	0	1	1	4	4.0	4	0	0	L	0-31
14	12/12	Seahawks	S	0	0	0.0	0	0	1	1	2	2.0	2	0	0	L	13-33
15	12/19	at Jaguars	S	0	0	0.0	0	0	3	0	31	10.3	16	0	0	W	30-16
16	12/26	Chargers	S	0	0	0.0	0	0	0	0	0	0.0	0	0	0	W	41-29
17	01/02	at 49ers	S	0	0	0.0	0	0	2	1	23	11.5	15	0	0	L	7-23
18	01/09	Titans	S	0	0	0.0	0	0	3	1	24	8.0	13	0	0	L	25-28
2021 TOTALS			16-12	1	27	27.0	27	0	17	7	154	9.1	20	0	0	4-13	



CHRISTIAN KIRKSEY

LINEBACKER

6-2 | 235 | IOWA

HOMETOWN: ST. LOUIS, MO. | AGE: 29

8TH NFL SEASON | 1ST WITH TEXANS | ACQUIRED: FA-'21

2021 GP/GS: 13/12 | CAREER GP/GS (POST): 97/77 (2/1)

TEAMS: CLE '14-19; GB '20; HOU '21



58

TRANSACTIONS: Selected by the Cleveland Browns with the seventh pick of the third round (71st overall) of the 2014 NFL Draft...Signed a contract extension with the Browns on May 30, 2017...Released by the Browns on March 10, 2020...Signed by the Green Bay Packers as a free agent on March 16, 2020...Released by the Packers on Feb. 19, 2021...Signed by the Houston Texans as a free agent on March 24, 2021...Placed on the Reserve/Injured List on Nov. 6, 2021...Designated for return on Dec. 2, 2021...Activated on Dec. 4, 2021...Placed on the Reserve/COVID-19 List on Dec. 15, 2021...Activated on Dec. 25, 2021.

CAREER:

- ✦ Totaled the most solo tackles (171) and the second-most total tackles (281) in the NFL from 2016-17
- ✦ Was the only player in the NFL to rank in the top five in the league in tackles in both 2016 and 2017
- ✦ Recorded the fifth-most total tackles in the NFL in 2016 after notching a single-season career-high 143 (93 solo)

2021 (Houston 13/12):

- ✦ Played in 13 games (12 starts) in his first season as a Texan and finished second on the team with 93 tackles (55 solo). Also logged six tackles for loss, two quarterback hits, one interception and eight passes defended
- ✦ Recorded his fifth career interception off of QB Trevor Lawrence in his first game as a Texan in the season opener vs. Jacksonville (9/12)
- ✦ Tied for second on the team with six tackles (four solo), one tackle for loss and one fumble recovery at Cleveland (9/19)
- ✦ Finished second on the Texans with 10 tackles (seven solo) vs. Carolina (9/23)
- ✦ Tallied seven tackles (four solo), one quarterback hit and one pass defended at Buffalo (10/3)
- ✦ Led the team with 10 tackles (four solo) and posted one pass defended vs. New England (10/10)
- ✦ Finished second on the team with eight tackles (four solo) and notched one pass defended at Arizona (10/24)
- ✦ Tied for second on the team with seven tackles (five solo), also notching one quarterback hit, one pass defended and one fumble recovery vs. Indianapolis (12/5)
- ✦ Led the team with 10 tackles (five solo) vs. Seattle (12/12), his third game with double-digit tackles on the season
- ✦ Paced the Texans with nine tackles (five solo), also notching one pass defended at San Francisco (1/2/22)
- ✦ Tied for the team lead with eight tackles (four solo) while adding two tackles for loss (tying his season high) and a pass defended vs. Tennessee (1/9/22)

2020 (Green Bay 11/11, 2/1):

- ✦ Started 11 games in his lone season with the Packers and notched 77 total tackles (46 solo), 2.0 sacks, two interceptions, four passes defended, two tackles for loss and two quarterback hits
- ✦ Became the first Packers linebacker with multiple sacks and multiple interceptions in a season since Julius Peppers in 2014
- ✦ Made his first start for Green Bay at Minnesota (9/13) and notched 12 total tackles (six solo)
- ✦ Recorded a team-high 11 total tackles (six solo) and his first interception of the season at Indianapolis (11/22)
- ✦ Led the team with nine total tackles (five solo) vs. Carolina (12/19)
- ✦ Logged 1.0 sack, one tackle for loss, one pass defended and one interception vs. Tennessee (12/27)
- ✦ Totaled seven tackles (four solo) with 1.0 sack at Chicago (1/3/21)

2019 (Cleveland 2/2):

- ✦ Started two games before being placed on the Reserve/Injured list prior to Week 3

2018 (Cleveland 7/7):

- ✦ Started in all seven games that he played in and totaled 43 tackles (29 solo), two interceptions, five passes defended, one tackle for loss and one fumble recovery
- ✦ Notched a single-game career-high two passes defended and added one interception vs. the L.A. Chargers (10/14)
- ✦ Recorded 10 total tackles (seven solo), one interception, one fumble recovery and one pass defended vs. Tampa Bay (10/21)
- ✦ Placed on the Reserve/Injured list prior to Week 10

2017 (Cleveland 16/16):

- ✦ Finished second on the Browns with 138 total tackles (86 solo) while also adding 3.5 sacks, five passes defended, six quarterback hits, six tackles for loss, two forced fumbles and one fumble recovery
- ✦ One of three players (Joe Schobert and Demario Davis) to play every defensive snap on the season
- ✦ Contributed five games with double-digit tackles on the season
- ✦ Totaled a single-game career-high 17 tackles (eight solo), one tackle for loss, one forced fumble and one pass defended vs. Tennessee (10/22)
- ✦ Amassed 14 total tackles (eight solo), 1.0 sack and one forced fumble vs. Jacksonville (11/19). Strip-sacked Jaguars QB Blake Bortles in the third quarter, which was

TEXANS BIOS

recovered by DE Myles Garrett

2016 (Cleveland 16/16):

- Recorded a single-season career-high 143 total tackles (93 solo), which ranked fifth in the NFL. Also contributed 2.5 sacks, seven quarterback hits, 11 tackles for loss, three passes defended and three special teams tackles
- Was one of four players (Bobby Wagner, Zach Brown and Kwon Alexander) with at least 140 total tackles and 2.5 sacks on the season
- Logged his first sack of the season for a loss of four yards at Philadelphia (9/11)
- Notched a season-high 16 total tackles (11 solo) vs. New England (10/9)
- Totaled 11 tackles (10 solo), 1.0 sack, two quarterback hits and a season-high three tackles for loss at Pittsburgh (1/1/17)

2015 (Cleveland 16/5):

- Appeared in all 16 games (five starts) and accumulated 53 total tackles (34 solo), 3.5 sacks, five quarterback hits, five tackles for loss, one pass defended, one forced fumble, one fumble recovery and 10 special teams tackles
- Started his first game of the season and added 1.0 sack for a loss of seven yards at San Diego (10/4)
- Added four total tackles (three solo), 1.0 sack, one quarterback hit, two tackles for loss and one pass defended at Pittsburgh (11/15)

2014 (Cleveland 16/8):

- Saw action in all 16 games (eight starts) as a rookie and

logged 75 total tackles (41 solo), 2.0 sacks, four quarterback hits, five tackles for loss, one forced fumble, two passes defended and six special teams tackles

- Notched a sack in his NFL debut at Pittsburgh (9/7)
- Posted seven total tackles (five solo), 1.0 sack, one quarterback hit, one tackle for loss and two special teams tackles at Jacksonville (10/19)
- Forced his first career fumble vs. Cincinnati (12/14)

COLLEGE:

- Played four seasons (2010-13) at the University of Iowa in Iowa City
- Appeared in 49 career games and registered 315 tackles, 5.5 sacks, four interceptions, seven fumble recoveries and five forced fumbles
- Also returned two interceptions for touchdowns and one fumble for a score, becoming the third player in school history to total at least three career defensive touchdowns
- Named honorable mention All-Big Ten by coaches and media as a senior (2013) after starting 13 games and ranking third on the team with 104 total tackles (47 solo)
- One of eight players in the nation with two interception returns for touchdowns in 2012

PERSONAL:

- Attended Hazelwood East High School in St. Louis
- Earned All-America and All-State honors after leading the conference with 163 tackles as a senior
- Also lettered in track as a member of the school's 2008 state championship team and played basketball

CHRISTIAN KIRKSEY'S NFL REGULAR SEASON DEFENSIVE STATISTICS

DATE	TEAM	GP	GS	TACKLES							INTERCEPTIONS					FUMBLES					ST				MISC		
				TK	S	A	TFL	YDS	SK	YDS	QBH	NO	YDS	LG	TD	PD	FF	FR	TD	YDS	TK	S	A	FF	FR	S	A
2014	Browns	16	8	75	41	34	5	15	2.0	7.0	4	0	0	0	0	2	1	0	0	0	6	6	0	0	0	0	0
2015	Browns	16	5	53	34	19	5	20	3.5	13.0	5	0	0	0	0	1	1	1	0	0	10	6	4	0	0	0	0
2016	Browns	16	16	143	93	50	11	36	2.5	16.0	7	0	0	0	0	3	0	0	0	0	5	3	2	0	0	0	0
2017	Browns	16	16	138	86	52	6	19	3.5	13.5	6	0	0	0	0	5	2	1	0	0	0	0	0	0	0	0	0
2018	Browns	7	7	43	29	14	1	3	0.0	0.0	0	2	17	13	0	5	0	1	0	8	0	0	0	0	0	0	0
2019	Browns	2	2	11	6	5	2	3	0.0	0.0	0	0	0	0	0	0	0	0	0	0	0	0	0	0	0	0	0
2020	Packers	11	11	77	46	31	2	11	2.0	11.0	2	2	18	10	0	4	0	0	0	0	0	0	0	0	0	0	0
2021	Texans	13	12	93	55	38	6	8	0.0	0.0	2	1	1	1	0	8	0	2	0	-1	0	0	0	0	0	0	0
NFL TOTALS		97	77	633	390	243	38	115	13.5	60.5	26	5	36	13	0	28	4	5	0	7	21	15	6	0	0	0	0

CHRISTIAN KIRKSEY'S NFL POSTSEASON DEFENSIVE STATISTICS

DATE	TEAM	GP	GS	TACKLES							INTERCEPTIONS					FUMBLES					ST				MISC			
				TK	S	A	TFL	YDS	SK	YDS	QBH	NO	YDS	LG	TD	PD	FF	FR	TD	YDS	TK	S	A	FF	FR	S	A	
2020	Packers	2	1	6	4	2	1	1	0.0	0.0	0	0	0	0	0	0	0	0	0	0	0	0	0	0	0	0	0	0
NFL TOTALS		2	1	6	4	2	1	1	0.0	0.0	0	0	0	0	0	0	0	0	0	0	0	0	0	0	0	0	0	0

TEXANS BIOS

SINGLE-GAME HIGHS: DEFENSIVE


Total Tackles	17 vs. Tennessee Titans, Oct 22, 2017	Tackles For Loss	3 at Pittsburgh Steelers, Jan 01, 2017
Sacks	1.0 at Chicago Bears, Jan 03, 2021 ...11 more at 1.0.	Interceptions	1 vs. Jacksonville Jaguars, Sep 12, 2021 ...4 more at 1.
Passes Defensed	2 vs. Jacksonville Jaguars, Sep 12, 2021 ...1 more at 2.	Interception Return Yards	13 at Tampa Bay Buccaneers, Oct 21, 2018
Forced Fumbles	1 vs. Jacksonville Jaguars, Nov 19, 2017 ...3 more at 1.	Special Teams Tackles	3 vs. Oakland Raiders, Sep 27, 2015
Fumble Recoveries	1 vs. Indianapolis Colts, Dec 05, 2021 ...4 more at 1.	Longest Opponent's Fumble Return	8 at Tampa Bay Buccaneers, Oct 21, 2018

SINGLE-GAME HIGHS - POSTSEASON: DEFENSIVE

Total Tackles	4 vs. Tampa Bay Buccaneers, Jan 24, 2021	Tackles For Loss	1 vs. Tampa Bay Buccaneers, Jan 24, 2021
----------------------	--	-------------------------	--

2021 GAME-BY-GAME REGULAR-SEASON STATISTICS (TEXANS)

W	DATE	OPPONENT	P/S	TACKLES						INTERCEPTIONS					FUMBLES				ST				MISC		W/L	SCORE										
				TK	S	A	SK	YDS	TFL	YDS	QBH	NO	YDS	LG	TD	PD	FF	FR	TD	YDS	TK	S	A	FF			FR	S	A							
01	09/12	Jaguars	S	6	5	1	0.0	0.0	2	3	0	1	1	1	0	2	0	0	0	0	0	0	0	0	0	0	0	0	0	0	0	0	0	0	W	37-21
02	09/19	at Browns	S	6	4	2	0.0	0.0	1	4	0	0	0	0	0	0	0	0	0	0	1	0	-1	0	0	0	0	0	0	0	0	0	0	L	21-31	
03	09/23	Panthers	S	10	7	3	0.0	0.0	0	0	0	0	0	0	0	0	0	0	0	0	0	0	0	0	0	0	0	0	0	0	0	0	L	9-24		
04	10/03	at Bills	S	7	4	3	0.0	0.0	0	0	1	0	0	0	0	1	0	0	0	0	0	0	0	0	0	0	0	0	0	0	0	0	L	0-40		
05	10/10	Patriots	S	10	4	6	0.0	0.0	0	0	0	0	0	0	0	1	0	0	0	0	0	0	0	0	0	0	0	0	0	0	0	L	22-25			
06	10/17	at Colts	S	4	4	0	0.0	0.0	1	0	0	0	0	0	0	0	0	0	0	0	0	0	0	0	0	0	0	0	0	0	0	L	3-31			
07	10/24	at Cardinals	S	8	4	4	0.0	0.0	0	0	0	0	0	0	0	1	0	0	0	0	0	0	0	0	0	0	0	0	0	0	0	L	5-31			
08	10/31	Rams	S	5	2	3	0.0	0.0	0	0	0	0	0	0	0	0	0	0	0	0	0	0	0	0	0	0	0	0	0	0	L	22-38				
09	11/07	at Dolphins		RESERVE/INJURED																							L	9-17								
11	11/21	at Titans		RESERVE/INJURED																							W	22-13								
12	11/28	Jets		RESERVE/INJURED																							L	14-21								
13	12/05	Colts	S	7	5	2	0.0	0.0	0	0	1	0	0	0	0	1	0	1	0	0	0	0	0	0	0	0	0	0	0	0	L	0-31				
14	12/12	Seahawks	S	10	5	5	0.0	0.0	0	0	0	0	0	0	0	0	0	0	0	0	0	0	0	0	0	0	0	0	0	0	L	13-33				
15	12/19	at Jaguars		RESERVE/COVID-19																							W	30-16								
16	12/26	Chargers	P	3	2	1	0.0	0.0	0	0	0	0	0	0	0	0	0	0	0	0	0	0	0	0	0	0	0	0	0	0	0	W	41-29			
17	01/02	at 49ers	S	9	5	4	0.0	0.0	0	0	0	0	0	0	0	1	0	0	0	0	0	0	0	0	0	0	0	0	0	0	L	7-23				
18	01/09	Titans	S	8	4	4	0.0	0.0	2	1	0	0	0	0	0	1	0	0	0	0	0	0	0	0	0	0	0	0	0	L	25-28					
2021 TOTALS			13-12	93	55	38	0.0	0.0	6	8	2	1	1	1	0	8	0	2	0	-1	0	0	0	0	0	0	0	0	0	0	4-13					



ROY LOPEZ

DEFENSIVE LINEMAN

6-2 | 318 | ARIZONA

HOMETOWN: TEMPE, ARIZ. | AGE: 24
 ROOKIE | 1ST WITH TEXANS | ACQUIRED: D6-'21
 2021 GP/GS: 16/15 | CAREER GP/GS: 16/15
 TEAMS: HOU '21



91

TRANSACTIONS: Selected by the Houston Texans with the 11th pick of the sixth round (195th overall) of the 2021 NFL Draft...Placed on the Reserve/COVID-19 List on Dec. 23, 2021...Activated from the Reserve/COVID-19 List on Dec. 29, 2021.

2021 (Houston 16/15):

- ✔ Played in 16 games (15 starts) and totaled 31 tackles (19 solo), four tackles for loss, 1.0 sack, two quarterback hits and one fumble recovery
- ✔ Appeared in his first NFL game vs. Jacksonville (9/12)
- ✔ Made the first start of his career at Cleveland (9/19)
- ✔ Registered his first NFL tackle vs. Carolina (9/23)
- ✔ Recorded his first career tackle for loss and posted two tackles (both solo) at Arizona (10/24)
- ✔ Notched a career-high three tackles vs. the L.A. Rams (10/31)
- ✔ Totaled three tackles (two solo), his first career sack and first career fumble recovery at Miami (11/7). Sacked QB Jacoby Brissett for a loss of two yards
- ✔ Posted two tackles (both solo) and one tackle for loss at Jacksonville (12/19)
- ✔ Notched a career-high five tackles (three solo) at San Francisco (1/2/22)

COLLEGE:

- ✔ Played one season (2020) at the University of Arizona in Tucson, Ariz., after transferring from New Mexico State University in Las Cruces, N.M., where he played three seasons (2016-18) and redshirted in 2019
- ✔ Played in five games with Arizona totaling 18 tackles (10 solo), 4.0 tackles for loss and 1.0 sack
- ✔ Saw action in 40 games with New Mexico State, including four in his redshirt season (2019), accumulating 137 total tackles (43 solo), 20.0 tackles for loss, 8.0 sacks, four pass breakups and three fumble recoveries

PERSONAL:

- ✔ Attended Mesquite High School in Tempe, Ariz.
- ✔ Was a 2015 first team All-State selection and the 2015 Defensive Lineman of the Year by Arizona Varsity Rivals
- ✔ Lettered four years in wrestling as a heavy weight, amassing two State Championships and a career record of 113-3
- ✔ His father, also Roy, was hired as the head football coach for Mesa (Ariz.) Desert Ridge High School in January of 2021. He previously was twice named the Arizona High School Coach of the Year at Tempe (Ariz.) Marcos de Niza High School

ROY LOPEZ'S NFL REGULAR SEASON DEFENSIVE STATISTICS

DATE	TEAM	GP	GS	TACKLES								INTERCEPTIONS					FUMBLES				ST				MISC			
				TK	S	A	TFL	YDS	SK	YDS	QBH	NO	YDS	LG	TD	PD	FF	FR	TD	YDS	TK	S	A	FF	FR	S	A	
2021	Texans	16	15	31	19	12	4	5	1.0	2.0	2	0	0	0	0	0	0	1	0	0	0	0	0	0	0	0	0	0
NFL TOTALS		16	15	31	19	12	4	5	1.0	2.0	2	0	0	0	0	0	0	1	0	0	0	0	0	0	0	0	0	

SINGLE-GAME HIGHS: DEFENSIVE

Total Tackles 5 at San Francisco 49ers, Jan 02, 2022
Sacks 1.0 at Miami Dolphins, Nov 07, 2021

Fumble Recoveries 1 at Miami Dolphins, Nov 07, 2021
Tackles For Loss 1 vs. Tennessee Titans, Jan 09, 2022

...3 more at 1.

TEXANS BIOS

2021 GAME-BY-GAME REGULAR-SEASON STATISTICS (TEXANS)

W	DATE	OPPONENT	P/S	TACKLES						INTERCEPTIONS					FUMBLES				ST				MISC		W/L	SCORE				
				TK	S	A	SK	YDS	TFL	YDS	QBH	NO	YDS	LG	TD	PD	FF	FR	TD	YDS	TK	S	A	FF			FR	S	A	
01	09/12	Jaguars	P	0	0	0	0.0	0.0	0	0	0	0	0	0	0	0	0	0	0	0	0	0	0	0	0	0	0	0	W	37-21
02	09/19	at Browns	S	0	0	0	0.0	0.0	0	0	0	0	0	0	0	0	0	0	0	0	0	0	0	0	0	0	0	L	21-31	
03	09/23	Panthers	S	1	1	0	0.0	0.0	0	0	0	0	0	0	0	0	0	0	0	0	0	0	0	0	0	0	L	9-24		
04	10/03	at Bills	S	2	2	0	0.0	0.0	0	0	0	0	0	0	0	0	0	0	0	0	0	0	0	0	0	0	L	0-40		
05	10/10	Patriots	S	2	2	0	0.0	0.0	0	0	1	0	0	0	0	0	0	0	0	0	0	0	0	0	0	0	L	22-25		
06	10/17	at Colts	S	0	0	0	0.0	0.0	0	0	0	0	0	0	0	0	0	0	0	0	0	0	0	0	0	0	L	3-31		
07	10/24	at Cardinals	S	2	2	0	0.0	0.0	1	1	0	0	0	0	0	0	0	0	0	0	0	0	0	0	0	0	L	5-31		
08	10/31	Rams	S	4	0	4	0.0	0.0	0	0	0	0	0	0	0	0	0	0	0	0	0	0	0	0	0	0	L	22-38		
09	11/07	at Dolphins	S	3	2	1	1.0	2.0	1	2	1	0	0	0	0	0	0	1	0	0	0	0	0	0	0	0	L	9-17		
11	11/21	at Titans	S	3	1	2	0.0	0.0	0	0	0	0	0	0	0	0	0	0	0	0	0	0	0	0	0	0	W	22-13		
12	11/28	Jets	S	2	1	1	0.0	0.0	0	0	0	0	0	0	0	0	0	0	0	0	0	0	0	0	0	0	L	14-21		
13	12/05	Colts	S	0	0	0	0.0	0.0	0	0	0	0	0	0	0	0	0	0	0	0	0	0	0	0	0	0	L	0-31		
14	12/12	Seahawks	S	1	0	1	0.0	0.0	0	0	0	0	0	0	0	0	0	0	0	0	0	0	0	0	0	0	L	13-33		
15	12/19	at Jaguars	S	2	2	0	0.0	0.0	1	1	0	0	0	0	0	0	0	0	0	0	0	0	0	0	0	0	W	30-16		
16	12/26	Chargers		RESERVE/COVID-19																							W	41-29		
17	01/02	at 49ers	S	5	3	2	0.0	0.0	0	0	0	0	0	0	0	0	0	0	0	0	0	0	0	0	0	0	L	7-23		
18	01/09	Titans	S	4	3	1	0.0	0.0	1	1	0	0	0	0	0	0	0	0	0	0	0	0	0	0	0	0	L	25-28		
2021 TOTALS			16-15	31	19	12	1.0	2.0	4	5	2	0	0	0	0	0	1	0	0	0	0	0	0	0	0	0	4-13			



JACOB MARTIN

DEFENSIVE LINEMAN

6-2 | 242 | TEMPLE

HOMETOWN: KATY, TEXAS | AGE: 26

4TH NFL SEASON | 3RD WITH TEXANS | ACQUIRED: T-'19 (SEA)

2021 GP/GS: 17/14 | CAREER GP/GS (POST): 61/15 (3/0)

TEAMS: SEA '18; HOU '19-21



54

TRANSACTIONS: Selected by the Seattle Seahawks in the sixth round (186th overall) of the 2018 NFL Draft...Traded to the Houston Texans on Aug. 31, 2019...Placed on the Reserve/COVID-19 List on Dec. 20, 2021...Activated on Dec. 25, 2021.

2021 (Houston 17/14):

- ✦ Posted career highs in games played (17), starts (14), tackles (23 total, 11 solo), tackles for loss (five), sacks (4.0) and passes defended (three), also tallying six quarterback hits
- ✦ Notched a 10-yard sack on QB Baker Mayfield at Cleveland (9/19), giving him 10.5 total career sacks
- ✦ Made his first start of the season (second of his career) vs. Carolina (9/23), recording three tackles (one solo) and a tackle for loss
- ✦ Recorded one solo tackle, one quarterback hit and one tackle for loss vs. New England (10/10)
- ✦ Finished with a season-high four tackles (two solo), one tackle for loss and one pass defended at Arizona (10/24). Tackled QB Kyler Murray for a safety in the first quarter to give the Texans a 2-0 lead
- ✦ Notched three tackles (two solo), 1.0 sack, two quarterback hits and one forced fumble at Miami (11/7)
- ✦ Tallied two tackles (one solo), one quarterback hit, one tackle for loss and one forced fumble at Tennessee (11/21). Strip-sacked QB Ryan Tannehill in the fourth quarter, marking his second consecutive game with 1.0 sack
- ✦ Finished with two tackles (one solo), one sack, a quarterback hit and a tackle for loss vs. the N.Y. Jets (11/28). Sacked QB Zach Wilson for a loss of nine yards. Registered at least 1.0 sack in his third consecutive game, tied for the longest sack streak of his career
- ✦ Shared a tackle for a loss of three yards with DB Justin Reid on RB Elijah Mitchell in the first quarter, forcing a turnover on downs at San Francisco (1/2/22)

2020 (Houston 14/1):

- ✦ Played in 14 games (one start) and totaled 20 tackles (13 solo), 3.0 sacks, three tackles for loss, three quarterback hits, one pass defended, one forced fumble and one fumble recovery
- ✦ Recorded an opening drive sack of Chiefs QB Patrick Mahomes for the first opening drive sack by a Texans player since he did so vs. Indianapolis (11/21/19) last season
- ✦ Forced a strip-sack of Jaguars QB Gardner Minshew II vs. Jacksonville (10/11) and finished the game with three

total tackles (two solo), 1.0 sack, one quarterback hit and one forced fumble

- ✦ Finished with one solo tackle and a fumble recovery, which was the second of his NFL career Tennessee (10/18)
- ✦ Notched his first career pass defended at Detroit (11/26)
- ✦ Logged his third sack of the season vs. Indianapolis (12/6) and became the sixth NFL player since 2015 with at least 3.0 sacks and a forced fumble in each of his first three seasons
- ✦ Finished with four total tackles (three solo) and recorded one tackle for loss in his first career start vs. Cincinnati (12/27)

2019 (Houston 14/0, 2/0):

- ✦ Played in 14 regular season games in his first season with the Texans after being acquired from the Seahawks prior to Week 1
- ✦ Finished with 11 total tackles (six solo), three tackles for loss, 3.5 sacks, seven quarterback hits and one forced fumble
- ✦ Appeared in both postseason contests and tallied two solo tackles, two tackles for loss, 1.0 sack, two quarterback hits and a fumble recovery
- ✦ Made his Texans debut in the season opener at New Orleans (9/9) and recorded one tackle and one quarterback hit
- ✦ Posted one total tackle (one solo) in the win over Jacksonville in London (11/3) and forced a fumble by Jaguars QB Gardner Minshew II in the fourth quarter for his first forced fumble of the season
- ✦ Notched his first sack as a member of the Texans vs. Indianapolis (11/21), bringing down Colts QB Jacoby Brissett on third down for a loss of eight yards
- ✦ Recorded three total tackles (one solo), 1.5 sacks, three quarterback hits and one tackle for loss vs. New England (12/1), setting single-game career highs in total tackles and quarterback hits while tying his career high in tackles for loss. Recorded a sack in consecutive games for the first time in his NFL career (2018-19)
- ✦ Recorded one total tackle (one solo), 1.0 sack, one tackle for loss and one quarterback hit vs. Denver (12/8), notching a sack in three consecutive games for the first time in his NFL career
- ✦ Logged one solo tackle, 1.0 sack for 19 yards, one fumble recovery, one tackle for loss and two quarterback hits in the win over Buffalo in the Wild Card Round (1/4/20). Became the first player in Texans history to record a sack and fumble recovery in the same playoff game

TEXANS BIOS

- ✦ Posted one solo tackle and one tackle for loss in the Divisional Round at Kansas City (1/12/20)

2018 (Seattle 16/0, 1/0):

- ✦ Played in all 16 games for the Seahawks as a reserve linebacker and finished his rookie season with six tackles (five solo), two tackles for loss, 3.0 sacks, eight quarterback hits, two forced fumbles and a fumble recovery. Added four tackles on special teams
- ✦ His 3.0 sacks on the season tied for third on the team and his eight quarterback hits tied for fourth
- ✦ Saw action in the Wild Card Round vs. Dallas (1/5/19) and recorded three tackles on defense and one tackle on special teams
- ✦ Recorded his second strip-sack of the season in the final game vs. Arizona (12/30), bringing down QB Josh Rosen and forcing a fumble that led to a Seahawks touchdown on the ensuing drive. Also added two tackles in the contest
- ✦ Posted his first-career strip-sack vs. Minnesota (12/10), bringing down QB Kirk Cousins in the fourth quarter and forcing a fumble that was recovered in the end zone by the Seahawks for a touchdown
- ✦ Notched the first sack of his career vs. Green Bay (11/15),

- bringing down QB Aaron Rodgers for a loss of five yards
- ✦ Recorded his first-career fumble recovery vs. Oakland (10/14), scooping up the ball lost by QB Derek Carr after a sack

COLLEGE:

- ✦ Played four seasons (2014-17) at Temple University in Philadelphia and played in 50 games (15 starts) over his career with the Owls
- ✦ Racked up 80 tackles (42 solo), 17.5 tackles for loss, 11.5 sacks, two passes defended, two forced fumbles and four fumble recoveries (one returned for a touchdown) over his collegiate career
- ✦ Selected second-team All-American Athletic Conference as a senior

PERSONAL:

- ✦ Attended Cherokee Trail (Colo.) High School, where he posted 44 tackles, eight tackles for loss and 5.5 sacks as a senior
- ✦ His brother, Josh Martin, played linebacker for the Kansas City Chiefs, Tampa Bay Buccaneers, Indianapolis Colts, New York Jets and New Orleans Saints over an eight-year career

JACOB MARTIN'S NFL REGULAR SEASON DEFENSIVE STATISTICS

DATE	TEAM	GP	GS	TACKLES							INTERCEPTIONS					FUMBLES				ST				MISC			
				TK	S	A	TFL	YDS	SK	YDS	QBH	NO	YDS	LG	TD	PD	FF	FR	TD	YDS	TK	S	A	FF	FR	S	A
2018	Seahawks	16	0	6	5	1	2	6	3.0	12.0	8	0	0	0	0	0	2	1	0	0	4	3	1	0	0	0	0
2019	Texans	14	0	11	6	5	3	25	3.5	27.0	7	0	0	0	0	0	1	0	0	0	0	0	0	0	1	0	0
2020	Texans	14	1	20	13	7	3	20	3.0	16.0	3	0	0	0	0	1	1	1	0	0	0	0	0	0	0	0	0
2021	Texans	17	14	23	11	12	5	22	4.0	25.0	6	0	0	0	0	3	2	0	0	0	0	0	0	0	0	0	0
NFL TOTALS		61	15	60	35	25	13	73	13.5	80.0	24	0	0	0	0	4	6	2	0	0	4	3	1	0	1	0	0

JACOB MARTIN'S NFL POSTSEASON DEFENSIVE STATISTICS

DATE	TEAM	GP	GS	TACKLES							INTERCEPTIONS					FUMBLES				ST				MISC			
				TK	S	A	TFL	YDS	SK	YDS	QBH	NO	YDS	LG	TD	PD	FF	FR	TD	YDS	TK	S	A	FF	FR	S	A
2018	Seahawks	1	0	3	1	2	0	0	0.0	0.0	0	0	0	0	0	0	0	0	0	0	1	1	0	0	0	0	0
2019	Texans	2	0	2	2	0	2	22	1.0	19.0	2	0	0	0	0	0	0	1	0	0	0	0	0	0	0	0	
NFL TOTALS		3	0	5	3	2	2	22	1.0	19.0	2	0	0	0	0	0	0	1	0	0	1	1	0	0	0	0	

SINGLE-GAME HIGHS: DEFENSIVE

Total Tackles	4 at Arizona Cardinals, Oct 24, 2021 ...1 more at 4.	Fumble Recoveries	1 at Tennessee Titans, Oct 18, 2020 ...1 more at 1.
Sacks	1.5 vs. New England Patriots, Dec 01, 2019	Tackles For Loss	1 vs. New York Jets, Nov 28, 2021 ...12 more at 1.
Passes Defended	1 at Arizona Cardinals, Oct 24, 2021 ...1 more at 1.	Special Teams Tackles	1 at San Francisco 49ers, Dec 16, 2018 ...3 more at 1.
Forced Fumbles	1 at Tennessee Titans, Nov 21, 2021 ...5 more at 1.	Special Teams Fumble Recoveries	1 vs. Indianapolis Colts, Nov 21, 2019

SINGLE-GAME HIGHS - POSTSEASON: DEFENSIVE

Total Tackles	3 at Dallas Cowboys, Jan 05, 2019	Tackles For Loss	1 at Kansas City Chiefs, Jan 12, 2020 ...1 more at 1.
Sacks	1.0 vs. Buffalo Bills, Jan 04, 2020	Special Teams Tackles	1 at Dallas Cowboys, Jan 05, 2019
Fumble Recoveries	1 vs. Buffalo Bills, Jan 04, 2020		

TEXANS BIOS

2021 GAME-BY-GAME REGULAR-SEASON STATISTICS (TEXANS)

W	DATE	OPPONENT	P/S	TACKLES							INTERCEPTIONS					FUMBLES				ST				MISC		W/L	SCORE																													
				TK	S	A	SK	YDS	TFL	YDS	QBH	NO	YDS	LG	TD	PD	FF	FR	TD	YDS	TK	S	A	FF	FR			S	A																											
01	09/12	Jaguars	P	1	0	1	0.0	0.0	0	0	0	0	0	0	0	0	0	0	0	0	0	0	0	0	0	0	0	0	0	0	0	0	0	0	0	0	0	W	37-21																	
02	09/19	at Browns	P	1	1	0	1.0	10.0	1	10	1	0	0	0	0	0	0	0	0	0	0	0	0	0	0	0	0	0	0	0	0	0	0	0	0	0	0	L	21-31																	
03	09/23	Panthers	S	3	1	2	0.0	0.0	1	0	0	0	0	0	0	0	0	0	0	0	0	0	0	0	0	0	0	0	0	0	0	0	0	0	0	0	L	9-24																		
04	10/03	at Bills	S	1	1	0	0.0	0.0	0	0	0	0	0	0	0	0	0	0	0	0	0	0	0	0	0	0	0	0	0	0	0	0	0	0	0	0	L	0-40																		
05	10/10	Patriots	S	1	1	0	0.0	0.0	1	1	1	0	0	0	0	0	0	0	0	0	0	0	0	0	0	0	0	0	0	0	0	0	0	0	0	0	L	22-25																		
06	10/17	at Colts	S	0	0	0	0.0	0.0	0	0	0	0	0	0	0	0	0	0	0	0	0	0	0	0	0	0	0	0	0	0	0	0	0	0	0	0	L	3-31																		
07	10/24	at Cardinals	S	4	2	2	0.0	0.0	1	2	0	0	0	0	0	1	0	0	0	0	0	0	0	0	0	0	0	0	0	0	0	0	0	0	0	0	L	5-31																		
08	10/31	Rams	S	0	0	0	0.0	0.0	0	0	0	0	0	0	0	0	0	0	0	0	0	0	0	0	0	0	0	0	0	0	0	0	0	0	0	L	22-38																			
09	11/07	at Dolphins	S	3	1	2	1.0	5.0	0	0	2	0	0	0	0	0	1	0	0	0	0	0	0	0	0	0	0	0	0	0	0	0	0	0	0	L	9-17																			
11	11/21	at Titans	S	2	1	1	1.0	1.0	0	0	1	0	0	0	0	0	1	0	0	0	0	0	0	0	0	0	0	0	0	0	0	0	0	0	0	W	22-13																			
12	11/28	Jets	S	2	1	1	1.0	9.0	1	9	1	0	0	0	0	0	0	0	0	0	0	0	0	0	0	0	0	0	0	0	0	0	0	0	0	L	14-21																			
13	12/05	Colts	S	2	1	1	0.0	0.0	0	0	0	0	0	0	0	0	0	0	0	0	0	0	0	0	0	0	0	0	0	0	0	0	0	0	0	L	0-31																			
14	12/12	Seahawks	S	0	0	0	0.0	0.0	0	0	0	0	0	0	0	0	0	0	0	0	0	0	0	0	0	0	0	0	0	0	0	0	0	0	0	L	13-33																			
15	12/19	at Jaguars																																	W	30-16																				
				RESERVE/COVID-19																																																				
16	12/26	Chargers	P	1	0	1	0.0	0.0	0	0	0	0	0	0	0	0	0	0	0	0	0	0	0	0	0	0	0	0	0	0	0	0	0	0	0	0	W	41-29																		
17	01/02	at 49ers	S	1	0	1	0.0	0.0	0	0	0	0	0	0	0	0	0	0	0	0	0	0	0	0	0	0	0	0	0	0	0	0	0	0	0	L	7-23																			
18	01/09	Titans	S	1	1	0	0.0	0.0	0	0	0	0	0	0	0	1	0	0	0	0	0	0	0	0	0	0	0	0	0	0	0	0	0	0	0	L	25-28																			
2021 TOTALS			16-13	23	11	12	4.0	25.0	5	22	6	0	0	0	0	2	2	0	0	0	0	0	0	0	0	0	0	0	0	0	0	0	0	0	0	4-13																				



JUSTIN MCCRAY

OFFENSIVE LINEMAN

6-3 | 315 | CENTRAL FLORIDA

HOMETOWN: MIAMI, FLA. | AGE: 29

5TH NFL SEASON | 1ST WITH TEXANS | ACQUIRED: UFA-'21 (ATL)

2021 GP/GS: 15/8 | CAREER GP/GS: 65/27

TEAMS: GB '17-'19; CLE '19; ATL '20; HOU '21



64

TRANSACTIONS: Signed by the Tennessee Titans as a college free agent on May 12, 2014...Waived by the Titans on Aug. 30, 2014...Signed to the Titans practice squad on Aug. 31, 2014...Signed by the Titans on Dec. 29, 2014...Waived by the Titans on Aug. 30, 2015...Signed by the Green Bay Packers as an unrestricted free agent on March 29, 2017...Re-signed by the Packers on April 17, 2018...Re-signed by the Packers on April 2, 2019...Traded to the Cleveland Browns on Aug. 31, 2019...Signed by the Atlanta Falcons as an unrestricted free agent on March 22, 2020...Signed by the Houston Texans as an unrestricted free agent on March 22, 2021...Placed on the Reserve/COVID-19 List on Dec. 17, 2021...Activated on Dec. 25, 2021.

2021 (Houston 15/8):

- ✦ Tied his career highs in games played (15) and starts (eight) with six starts and right guard and two starts at center
- ✦ Played in his first game as a Texan vs. Jacksonville (9/12), appearing on offense and special teams, helping the offense score 37 points, the highest Week 1 point total in franchise history
- ✦ Made his first start as a Texan at Indianapolis (10/17) in place of injured OL Justin Britt, blocking for a rushing attack that combined for 124 yards on the ground and averaged 4.3 yards per carry at Indianapolis (10/17)
- ✦ Blocked for QB Davis Mills vs. the L.A. Rams (10/31) as he threw for 310 yards and completed 29-of-38 passes (76.3 percent), the best completion percentage of his career
- ✦ Helped pave the way for a rushing attack that totaled 96 yards on 24 attempts, averaging 4.0 yards per carry vs. the N.Y. Jets (11/28)
- ✦ Helped protect QB Davis Mills as he threw for a career-high 331 yards vs. Seattle (12/12)
- ✦ Blocked for QB Davis Mills vs. Tennessee (1/9/22) as he completed 23-of-33 passes (69.7 percent) for 301 yards, three touchdowns and a passer rating of 128.5

2020 (Atlanta 10/2):

- ✦ Appeared in 10 games with two starts at left guard in his first season with the Falcons
- ✦ Helped the Falcons offense average the fifth-most passing yards per game (272.7) in the league

2019 (Cleveland 15/4):

- ✦ Played in 15 games and notched four total starts at both right and left tackle
- ✦ Blocked for a rushing attack that averaged the fourth-best yards per carry (4.84) in the NFL
- ✦ Saw action in 12 games and made five starts at right guard for the Packers
- ✦ Assisted in blocking for a running game that recorded the second-best yards per carry average (5.02) in the league

2017 (Green Bay 13/8):

- ✦ Played a variety of positions across the offensive line, including right tackle, right guard and left guard in his 13 appearances (eight starts)
- ✦ Joined the Packers after playing with the Orlando Predators in the Arena Football League in 2016
- ✦ Helped an offense that had the third-best redzone efficiency (61.9 percent) in the NFL

COLLEGE:

- ✦ Played four seasons (2010-13) at the University of Central Florida in Orlando, Fla.
- ✦ Saw action in 31 games, making 16 starts during his collegiate career
- ✦ Named All-American Athletic Conference First Team as a senior in 2013 and was voted a team captain by his teammates
- ✦ Started seven games each at right guard and right tackle as a junior (2012)
- ✦ Appeared in 11 games (five starts) during his sophomore season (2011)
- ✦ Earned Conference USA All-Freshman Team honors in 2010

PERSONAL:

- ✦ Attended Southridge High School in Miami
- ✦ Has a twin brother, Jordan, who also played at Central Florida
- ✦ Was a district champion in wrestling as both a junior and sophomore
- ✦ Joined the Arena Football League with the Orlando Predators and played alongside his brother, Jordan, in 2015. Was assigned to the Tampa Bay Storm during a dispersal draft, where he played football in 2016 before re-entering the NFL the following year

TEXANS BIOS

JUSTIN MCCRAY'S NFL REGULAR SEASON STATISTICS

DATE	TEAM	GP	GS
2017	Packers	13	8
2018	Packers	12	5
2019	Packers	0	0
2019	Browns	15	4
2019	TOTAL	15	4
2020	Falcons	10	2
2021	Texans	15	8
NFL TOTALS		65	27

2021 GAME-BY-GAME REGULAR-SEASON STATISTICS (TEXANS)

W	DATE	OPPONENT	P/S	W/L	SCORE
01	09/12	Jaguars	P	W	37-21
02	09/19	at Browns	P	L	21-31
03	09/23	Panthers	P	L	9-24
04	10/03	at Bills	P	L	0-40
05	10/10	Patriots	P	L	22-25
06	10/17	at Colts	S	L	3-31
07	10/24	at Cardinals	P	L	5-31
08	10/31	Rams	S	L	22-38
09	11/07	at Dolphins	S	L	9-17
11	11/21	at Titans	S	W	22-13
12	11/28	Jets	S	L	14-21
13	12/05	Colts		L	0-31
14	12/12	Seahawks	S	L	13-33
15	12/19	at Jaguars		W	30-16
16	12/26	Chargers	P	W	41-29
17	01/02	at 49ers	S	L	7-23
18	01/09	Titans	S	L	25-28
2021 TOTALS		15-8		4-13	



DAVIS MILLS

QUARTERBACK

6-4 | 225 | STANFORD

HOMETOWN: DULUTH, GA. | AGE: 23
 ROOKIE | 1ST WITH TEXANS | ACQUIRED: D3A-'21
 2021 GP/GS: 13/11 | CAREER GP/GS: 13/11
 TEAMS: HOU '21



10

TRANSACTIONS: Selected by the Houston Texans with the third pick of the third round (67th overall) of the 2021 NFL Draft.

2021 (Houston 13/11):

- ✦ Played in 13 games (11 starts) and completed 263-of-394 passes (66.8 percent) for 2,664 yards, the most by a rookie in Texans history, 16 passing touchdowns, 10 interceptions and a passer rating of 88.8
- ✦ Ranks third in NFL history among all rookie quarterbacks with a completion percentage of 66.8 percent
- ✦ Recorded three games with a passer rating of 125.0 or higher, tied for the second-most among rookie quarterbacks since the 1970 AFL-NFL merger
- ✦ Made his NFL debut in place of injured QB Tyrod Taylor, completing 8-of-18 passes (44.4 percent) for 102 yards, one touchdown and one interception at Cleveland (9/19). Completed his first career touchdown pass to WR Brandin Cooks.
- ✦ Made his first career start vs. Carolina (9/23), completing 19-of-28 passes (67.9 percent) for 168 yards and a touchdown, posting a 95.5 passer rating
- ✦ Completed 21-of-29 passes (72.4 percent) and threw for 313 yards, three touchdowns and a career-high passer rating of 141.7 vs. New England (10/10). Became the first rookie quarterback in NFL history to finish a game with 300-plus passing yards, three-plus passing touchdowns and a passer rating of 140.0 or higher
- ✦ Completed 29-of-38 passes (76.3 percent) and threw for 310 yards, two touchdowns and a passer rating of 106.2 vs. the L.A. Rams (10/31)
- ✦ Threw for a career-high 331 yards vs. Seattle (12/12). Completed 33-of-49 passes (67.3 percent) for one touchdown and a 93.2 rating. Completed a franchise-record 14 consecutive passes to open the game, marking the most consecutive pass completions to start a game by a rookie quarterback since at least the 1991 season
- ✦ Passed for 254 yards, completing 21-of-27 passes (77.8 percent) for two touchdowns and a 130.6 passer rating, the second-highest rating of his career vs. the L.A. Chargers (12/26). Joined David Carr as the only rookie quarterbacks in Texans history to eclipse 2,000 single-season passing yards
- ✦ Completed 23-of-33 passes (69.7 percent) for 301 yards, three touchdowns and a 128.5 passer rating vs. Tennessee (1/9/22), posting his third game with a passer rating of at least 125.0, ranking first among all rookies

CAREER AT STANFORD:

- ✦ Spent four seasons (2017-20) at Stanford (Calif.)

University, where he played in 14 games (11 starts) and totaled 3,468 passing yards on 287-of-438 completions (65.5 percent) with 18 touchdowns and eight interceptions

2020 (Stanford):

- ✦ Started five of the team's six games and completed 129-of-195 passes (66.2 percent) for 1,508 yards, seven touchdowns and three interceptions
- ✦ Earned All-Pac-12 honorable mention honors from the coaches and was given the Irving S. Zeimer Award for Team MVP
- ✦ Made his season debut vs. Colorado (11/14) and went 31-for-56 passing (55.4 percent) for 327 yards, one passing touchdown and also added a rushing touchdown
- ✦ Completed 22-of-30 passes (73.3 percent) for 292 yards and one touchdown pass at Oregon State (12/12). Rushed eight times and scored two touchdowns for his first career multi-touchdown rushing game
- ✦ Passed for 428 yards on 32-of-47 completions (68.1 percent) for three touchdowns in a double-overtime victory at UCLA (12/19)

2019 (Stanford):

- ✦ Saw action in eight games (six starts) and passed for 1,960 yards on 158-of-241 passing (65.6%) with 11 touchdowns
- ✦ Honored with the Gundelach Award, given to the Most Outstanding Junior player for the Cardinal
- ✦ Made first career start at USC (9/7) and completed 22-of-36 passes (61.1 percent) for 237 yards and a touchdown. His 237 yards were the second-most for a Cardinal quarterback in his first career start since 2005 (Kevin Hogan, 254 in 2012)
- ✦ Earned Allstate Sugar Bowl Manning Award Star of the Week when he passed for 245 yards and three touchdowns in his second career start at Oregon State (9/28)
- ✦ Set the single-game school record with 504 passing yards on career highs of 33 completions and 50 attempts at Washington State (11/16), while also contributing three passing touchdowns

2018 (Stanford):

- ✦ Played in one game and when he made his collegiate debut in the win over UC Davis (9/15)

2017 (Stanford):

- ✦ Did not see action as a freshman

PERSONAL:

TEXANS BIOS

- ✦ Attended Greater Atlanta Christian (Ga.) School
- ✦ Was the nation's top-ranked quarterback by Scout and Rivals and totaled 6,290 career passing yards and 66 touchdowns in his high school career
- ✦ Named a three-time all-state selection and left high

- school as the career leader in touchdown passes and passing yards
- ✦ Has two sisters, Erin and Ali, who both played tennis at Tusculum and South Carolina, respectively
- ✦ Also played basketball in high school

DAVIS MILLS' NFL REGULAR SEASON PASSING STATISTICS

DATE	TEAM	GP	GS	ATT.	CMP.	PCT.	YDS	AVG.	TD	INT.	LG	SK	LST	RATE
2021	Texans	13	11	394	263	66.8	2,664	6.8	16	10	67t	31	206	88.8
TOTALS		13	11	394	263	66.8	2,664	6.8	16	10	67T	31	206	88.8

DAVIS MILLS' NFL REGULAR SEASON RUSHING STATISTICS

DATE	TEAM	NO.	YDS.	AVG.	LG	TD
2021	Texans	18	44	2.4	11	0
TOTALS		18	44	2.4	11	0

DAVIS MILLS' NFL REGULAR SEASON PASSING/RUSHING STATISTICS

DATE	TEAM	GP	GS	PASSING										RUSHING					
				ATT.	CMP.	PCT.	YDS	AVG.	TD	INT.	LG	SK	LST	RATE	NO.	YDS.	AVG.	LG	TD
2021	Texans	13	11	394	263	66.8	2,664	6.8	16	10	67t	31	206	88.8	18	44	2.4	11	0
TOTALS		13	11	394	263	66.8	2,664	6.8	16	10	67T	31	206	88.8	18	44	2.4	11	0

SINGLE-GAME HIGHS: QUARTERBACK

Pass Attempts	49 vs. Seattle Seahawks, Dec 12, 2021	Completion Percentage	77.8 vs. Los Angeles Chargers, Dec 26, 2021
Pass Completions	33 vs. Seattle Seahawks, Dec 12, 2021	Passer Rating	141.7 vs. New England Patriots, Oct 10, 2021
Yards Passing	331 vs. Seattle Seahawks, Dec 12, 2021	Rush Attempts	4 vs. Tennessee Titans, Jan 09, 2022
TD Passes	3 vs. Tennessee Titans, Jan 09, 2022 ...1 more at 3.	Rushing Yards	12 vs. Tennessee Titans, Jan 09, 2022
Long Passes	67t vs. New England Patriots, Oct 10, 2021	Longest Runs	11 vs. Tennessee Titans, Jan 09, 2022

300-YARD PASSING GAMES (4): REGULAR SEASON

DATE	TEAM	NO.	YDS.	AVG.	LG	TD
10/10/21	PATRIOTS	21	312	14.9	67t	3
10/31/21	RAMS	29	310	10.7	45t	2
12/12/21	SEAHAWKS	33	331	10.0	30	1
01/09/22	TITANS	23	301	13.1	37	3

TEXANS BIOS

2021 GAME-BY-GAME REGULAR-SEASON STATISTICS (TEXANS)

W	DATE	OPPONENT	P/S	PASSING										RUSHING				W/L	SCORE		
				ATT	CMP	YDS	PCT	Y/A	Y/C	TD	INT	LG	SK/YD	RATE	ATT	YDS	LG			TD	
01	09/12	Jaguars		DID NOT PLAY																W	37-21
02	09/19	at Browns	P	18	8	102	44.4	5.7	12.8	1	1	35	1/7	58.1	2	-1	2	0	L	21-31	
03	09/23	Panthers	S	28	19	168	67.9	6.0	8.8	1	0	30	4/17	95.5	1	0	0	0	L	9-24	
04	10/03	at Bills	S	21	11	87	52.4	4.1	7.9	0	4	16	3/26	23.4	1	2	2	0	L	0-40	
05	10/10	Patriots	S	29	21	312	72.4	10.8	14.9	3	0	67t	3/19	141.7	1	2	2	0	L	22-25	
06	10/17	at Colts	S	43	29	243	67.4	5.7	8.4	0	2	20	2/14	62.5	2	5	3	0	L	3-31	
07	10/24	at Cardinals	S	32	23	135	71.9	4.2	5.9	0	0	22	2/17	79.6	0	0	0	0	L	5-31	
08	10/31	Rams	S	38	29	310	76.3	8.2	10.7	2	1	45t	5/31	106.2	0	0	0	0	L	22-38	
09	11/07	at Dolphins		DID NOT PLAY																L	9-17
11	11/21	at Titans		DID NOT PLAY																W	22-13
12	11/28	Jets		DID NOT PLAY																L	14-21
13	12/05	Colts	P	14	6	49	42.9	3.5	8.2	0	0	14	2/13	52.4	2	11	8	0	L	0-31	
14	12/12	Seahawks	S	49	33	331	67.3	6.8	10.0	1	0	30	2/14	93.2	2	8	5	0	L	13-33	
15	12/19	at Jaguars	S	30	19	209	63.3	7.0	11.0	2	1	43t	1/3	92.2	1	2	2	0	W	30-16	
16	12/26	Chargers	S	27	21	254	77.8	9.4	12.1	2	0	41t	1/6	130.6	1	-1	-1	0	W	41-29	
17	01/02	at 49ers	S	32	21	163	65.6	5.1	7.8	1	1	24	3/27	75.4	1	4	4	0	L	7-23	
18	01/09	Titans	S	33	23	301	69.7	9.1	13.1	3	0	37	2/12	128.5	4	12	11	0	L	25-28	
2021 TOTALS			13-11	394	263	2,664	66.8	6.8	10.1	16	10	67T	31/206	88.8	18	44	11	0	4-13		



TERRANCE MITCHELL

DEFENSIVE BACK

5-11 | 191 | OREGON

HOMETOWN: SACRAMENTO, CALIF. | AGE: 29

8TH NFL SEASON | 1ST WITH TEXANS | ACQUIRED: UFA-'21 (CLE)

2021 GP/GS: 14/13 | CAREER GP/GS (POST): 83/51 (4/3)

TEAMS: CHI '14-15; DAL '15; KC '16-17; CLE '18-20; HOU '21



39

TRANSACTIONS: Selected by the Dallas Cowboys with the 39th pick of the seventh round (254th overall) of the 2014 NFL Draft...Waived by the Cowboys on Aug. 30, 2014...Signed to the Chicago Bears practice squad on Sept. 1, 2014...Signed to the Bears active roster from the practice squad on Oct. 13, 2014...Waived by the Bears on Nov. 17, 2015...Signed to the Bears practice squad on Nov. 18, 2015...Released from the Bears practice squad on Nov. 23, 2015...Signed to the Dallas Cowboys practice squad on Dec. 2, 2015...Signed to the Cowboys active roster from the practice squad on Dec. 18, 2015...Waived by the Cowboys on June 10, 2016...Claimed off waivers by the Houston Texans on June 13, 2016...Waived by the Texans on Sept. 3, 2016...Signed to the Kansas City Chiefs practice squad on Sept. 6, 2016...Signed to the Chiefs active roster on Oct. 18, 2016...Waived by the Chiefs on Nov. 7, 2016...Signed to the Chiefs practice squad on Nov. 9, 2016...Signed to the Chiefs active roster from the practice squad on Nov. 24, 2016...Signed by the Cleveland Browns as an unrestricted free agent on March 15, 2018...Signed by the Houston Texans as an unrestricted free agent on March 24, 2021...Placed on the Reserve/COVID-19 List on Dec. 16, 2021...Activated on Dec. 25, 2021.

2021 (Houston 14/13):

- ✦ Played in 14 games (13 starts) in his first season as a Texan, totaling 59 defensive tackles (45 solo), one tackle for loss, one interception, 10 passes defended, three forced fumbles and one special teams tackle
- ✦ Started in his first game as a Texan vs. Jacksonville (9/12) and recorded five solo tackles and one forced fumble
- ✦ Posted five tackles (three solo), one pass defended and one forced fumble at Buffalo (10/3)
- ✦ Finished third on the team with seven tackles (six solo) and one pass defended vs. New England (10/10). Forced a fumble by RB Damien Harris, bringing his season total to three forced fumbles, a new career high
- ✦ Logged three tackles (two solo) and two passes defended vs. the L.A. Rams (10/31), his 14th career game with multiple passes defended
- ✦ Finished tied for fourth on the team with eight tackles (five solo), posting one interception and one pass defended at Tennessee (11/21). Made a win-sealing interception of QB Ryan Tannehill in the fourth quarter for a 22-yard return, his first interception as a Texan
- ✦ Totaled three tackles (two solo) and tied a season high with two passes defended vs. the N.Y. Jets (11/28)
- ✦ Finished tied for third on the team with seven tackles (five solo), also notching one tackle for loss at San Francisco (1/2/22)

2020 (Cleveland 16/16, 2/2):

- ✦ Started all 16 games at cornerback, amassing a career-high 65 total tackles (54 solo), two tackles for loss, 13 passes defended and a career-best three forced fumbles
- ✦ Tied for a game high with three passes defended vs. Cincinnati (9/17)
- ✦ Posted three total tackles (one solo), one pass defended and one forced fumble vs. Washington (9/27)
- ✦ Tallied a career-best and game-high 12 total tackles (11 solo) at Dallas (10/4)
- ✦ Notched four total tackles (three solo) and one forced fumble at Tennessee (12/6)
- ✦ Started vs. Baltimore (12/14), totaling four total tackles (three solo) and one forced fumble

2019 (Cleveland 15/4):

- ✦ Appeared in 15 games (four starts) and recorded 20 total tackles (17 solo), three passes defended, one interception and two tackles for loss
- ✦ Started his first game of the season and added four solo tackles, including two for a loss vs. the L.A. Rams (9/22)
- ✦ Contributed a season-high six total tackles (five solo) vs. Seattle (10/13)
- ✦ Tallied his first interception of the season on Steelers QB Devlin Hodges in the fourth quarter and returned it 28 yards at Pittsburgh (12/1)

2018 (Cleveland 8/7):

- ✦ Played in eight games (seven starts) and amassed 38 total tackles (34 solo), six passes defended, one interception, two forced fumbles and a fumble recovery
- ✦ Posted two forced fumbles, a fumble recovery and five solo tackles at New Orleans (9/16)
- ✦ Notched his first interception of the season vs. the N.Y. Jets (9/20)
- ✦ Logged a season-high seven total tackles (five solo) and one pass defended at Baltimore (12/30)

2017 (Kansas City 15/9, 1/0):

- ✦ Saw action in 15 games (nine starts) and contributed 52 total tackles (47 solo), four interceptions and 18 passes defended
- ✦ Tied for the sixth-most passes defended (18) and 12th-most interceptions (four) in the NFL
- ✦ Recorded a season-high nine solo tackles, two interceptions and four passes defended at the L.A. Chargers (9/24). Became the only player in the NFL with at least eight total tackles, two interceptions and four passes defended in one game on the season

TEXANS BIOS

- ✦ Posted four solo tackles, one interception and three passes defended vs. Oakland (12/10)
- ✦ Intercepted Broncos QB Paxton Lynch and returned it 40 yards at Denver (12/31)

2016 (Kansas City 7/2, 1/1; Houston 0/0, 0/0):

- ✦ Spent training camp with the Texans before joining the Chiefs practice squad and appearing in seven games (two starts) for the team. Recorded 19 total tackles (17 solo) and six passes defended
- ✦ Notched two passes defended and five solo tackles in his first start of the season vs. Oakland (12/8)
- ✦ Amassed three passes defended vs. Tennessee (12/18)

2015 (Chicago 5/0; Dallas 3/0):

- ✦ Saw action in Weeks 1-5 with the Bears prior to being waived
- ✦ Logged one solo tackle and one pass defended with the Bears
- ✦ Joined the Cowboys practice squad before Week 13 and was signed to the active roster for Weeks 15-17
- ✦ Contributed 12 total tackles (nine solo), 1.0 sack, one interception, two passes defended and one forced fumble in three games with Dallas
- ✦ Tallied three total tackles (one solo) and an interception in his first appearance with the Cowboys vs. the N.Y. Jets

(12/19)

- ✦ Sacked QB Colt McCoy and forced a fumble on the play vs. Washington (1/3/16)

COLLEGE:

- ✦ Played three seasons (2011-13) at the University of Oregon in Eugene, Ore. after redshirting his freshman season (2010)
- ✦ Appeared in 13 games and totaled 59 tackles (37 solo), a team-high five interceptions and seven pass breakups as a junior (2013)
- ✦ Ranked third on the team in pass breakups (eight) and ninth in tackles (40) in his sophomore year (2012)
- ✦ Saw action in 14 games (12 starts), totaling a team-high 10 pass breakups and ranking third among defensive backs with 45 tackles as a freshman (2011)
- ✦ Redshirted his first season in 2010

PERSONAL:

- ✦ Attended Burbank (Calif.) High School
- ✦ Earned Metro League Offensive MVP honors in 2009 and was named a first-team All-City cornerback when he had six interceptions, a forced fumble and one blocked field goal
- ✦ Also played basketball where he was first-team All-Metro League as a sophomore and junior

TERRANCE MITCHELL'S NFL REGULAR SEASON DEFENSIVE STATISTICS

DATE	TEAM	GP	GS	TACKLES								INTERCEPTIONS					FUMBLES				ST				MISC						
				TK	S	A	TFL	YDS	SK	YDS	QBH	NO	YDS	LG	TD	PD	FF	FR	TD	YDS	TK	S	A	FF	FR	S	A				
2014	Bears	0	0	0	0	0	0	0	0.0	0.0	0	0	0	0	0	0	0	0	0	0	0	0	0	0	0	0	0	0	0	0	0
2015	Bears	5	0	1	1	0	0	0	0.0	0.0	0	0	0	0	0	1	0	0	0	0	0	0	0	0	0	0	0	0	0	0	0
2015	Cowboys	3	0	12	9	3	0	0	1.0	13.0	1	1	-2	0	0	2	1	0	0	0	0	0	0	0	0	0	0	0	0	0	0
2015	TOTAL	8	0	13	10	3	0	0	1.0	13.0	1	1	-2	0	0	3	1	0	0	0	0	0	0	0	0	0	0	0	0	0	0
2016	Chiefs	7	2	19	17	2	0	0	0.0	0.0	0	0	0	0	0	6	0	0	0	0	0	0	0	0	0	0	0	0	0	0	0
2017	Chiefs	15	9	52	47	5	0	0	0.0	0.0	0	4	40	40	0	18	0	0	0	0	0	1	1	0	0	0	0	0	0	0	0
2018	Browns	8	7	38	34	4	0	0	0.0	0.0	0	1	0	0	0	6	2	1	0	0	0	0	0	0	0	0	0	0	0	0	0
2019	Browns	15	4	20	17	3	2	3	0.0	0.0	0	1	28	28	0	3	0	0	0	0	0	1	0	1	0	0	0	0	0	0	0
2020	Browns	16	16	65	54	11	2	2	0.0	0.0	0	0	0	0	0	13	3	0	0	0	0	0	0	0	0	0	0	0	0	0	0
2021	Texans	14	13	59	45	14	1	0	0.0	0.0	0	1	22	22	0	10	3	0	0	0	0	1	0	1	0	0	0	0	0	0	0
NFL TOTALS		83	51	266	224	42	5	5	1.0	13.0	1	8	88	40	0	59	9	1	0	0	0	3	1	2	0	0	0	0	0	0	0

TERRANCE MITCHELL'S NFL POSTSEASON DEFENSIVE STATISTICS

DATE	TEAM	GP	GS	TACKLES								INTERCEPTIONS					FUMBLES				ST				MISC							
				TK	S	A	TFL	YDS	SK	YDS	QBH	NO	YDS	LG	TD	PD	FF	FR	TD	YDS	TK	S	A	FF	FR	S	A					
2016	Chiefs	1	1	1	0	1	0	0	0.0	0.0	0	0	0	0	0	0	0	0	0	0	0	0	0	0	0	0	0	0	0	0	0	0
2017	Chiefs	1	0	0	0	0	0	0	0.0	0.0	0	0	0	0	0	0	0	0	0	0	0	0	0	0	0	0	0	0	0	0	0	0
2020	Browns	2	2	13	10	3	0	0	0.0	0.0	0	0	0	0	0	1	0	0	0	0	0	0	0	0	0	0	0	0	0	0	0	0
NFL TOTALS		4	3	14	10	4	0	0	0.0	0.0	0	0	0	0	0	1	0	0	0	0	0	0	0	0	0	0	0	0	0	0	0	0

SINGLE-GAME HIGHS: DEFENSIVE

Total Tackles	12 at Dallas Cowboys, Oct 04, 2020	Tackles For Loss	2 vs. Los Angeles Rams, Sep 22, 2019
Sacks	1.0 vs. Washington, Jan 03, 2016	Interceptions	2 at Los Angeles Chargers, Sep 24, 2017
Passes Defended	4 at Los Angeles Chargers, Sep 24, 2017	Interception Return Yards	40 at Denver Broncos, Dec 31, 2017
Forced Fumbles	2 at New Orleans Saints, Sep 16, 2018	Special Teams Tackles	1 at Cleveland Browns, Sep 19, 2021
Fumble Recoveries	1 at New Orleans Saints, Sep 16, 2018		...2 more at 1.

SINGLE-GAME HIGHS - POSTSEASON: DEFENSIVE

Total Tackles	7 at Kansas City Chiefs, Jan 17, 2021	Passes Defended	1 at Pittsburgh Steelers, Jan 10, 2021
----------------------	---------------------------------------	------------------------	--

TEXANS BIOS

2021 GAME-BY-GAME REGULAR-SEASON STATISTICS (TEXANS)

W	DATE	OPPONENT	P/S	TACKLES								INTERCEPTIONS					FUMBLES				ST				MISC		W/L	SCORE							
				TK	S	A	SK	YDS	TFL	YDS	QBH	NO	YDS	LG	TD	PD	FF	FR	TD	YDS	TK	S	A	FF	FR	S			A						
01	09/12	Jaguars	S	5	4	1	0.0	0.0	0	0	0	0	0	0	0	0	0	0	0	0	0	0	0	0	0	0	0	0	0	0	0	0	0	W	37-21
02	09/19	at Browns	S	2	1	1	0.0	0.0	0	0	0	0	0	0	0	0	0	0	0	0	0	0	0	0	1	0	1	0	0	0	0	0	L	21-31	
03	09/23	Panthers		INACTIVE																									L	9-24					
04	10/03	at Bills	S	6	3	3	0.0	0.0	0	0	0	0	0	0	0	0	0	2	1	0	0	0	0	0	0	0	0	0	0	0	0	L	0-40		
05	10/10	Patriots	S	7	6	1	0.0	0.0	0	0	0	0	0	0	0	0	0	1	1	0	0	0	0	0	0	0	0	0	0	0	0	L	22-25		
06	10/17	at Colts	S	3	3	0	0.0	0.0	0	0	0	0	0	0	0	0	0	0	0	0	0	0	0	0	0	0	0	0	0	0	0	L	3-31		
07	10/24	at Cardinals	S	2	2	0	0.0	0.0	0	0	0	0	0	0	0	0	0	0	0	0	0	0	0	0	0	0	0	0	0	0	0	L	5-31		
08	10/31	Rams	S	3	2	1	0.0	0.0	0	0	0	0	0	0	0	0	0	2	0	0	0	0	0	0	0	0	0	0	0	0	0	L	22-38		
09	11/07	at Dolphins	S	4	3	1	0.0	0.0	0	0	0	0	0	0	0	0	0	1	0	0	0	0	0	0	0	0	0	0	0	0	0	L	9-17		
11	11/21	at Titans	S	8	5	3	0.0	0.0	0	0	0	1	22	22	0	1	0	0	0	0	0	0	0	0	0	0	0	0	0	0	0	W	22-13		
12	11/28	Jets	S	3	2	1	0.0	0.0	0	0	0	0	0	0	0	0	2	0	0	0	0	0	0	0	0	0	0	0	0	0	L	14-21			
13	12/05	Colts	S	6	6	0	0.0	0.0	0	0	0	0	0	0	0	0	0	0	0	0	0	0	0	0	0	0	0	0	0	0	L	0-31			
14	12/12	Seahawks	S	3	3	0	0.0	0.0	0	0	0	0	0	0	0	0	0	0	0	0	0	0	0	0	0	0	0	0	0	0	L	13-33			
15	12/19	at Jaguars		RESERVE/COVID-19																									W	30-16					
16	12/26	Chargers		INACTIVE																									W	41-29					
17	01/02	at 49ers	S	7	5	2	0.0	0.0	1	0	0	0	0	0	0	0	1	0	0	0	0	0	0	0	0	0	0	0	0	0	L	7-23			
18	01/09	Titans	P	0	0	0	0.0	0.0	0	0	0	0	0	0	0	0	0	0	0	0	0	0	0	0	0	0	0	0	0	0	L	25-28			
2021 TOTALS			14-13	59	45	14	0.0	0.0	1	0	0	1	22	22	0	10	3	0	0	0	0	1	0	1	0	0	0	0	0	0	4-13				



CHRIS MOORE

WIDE RECEIVER

6-1 | 200 | CINCINNATI

HOMETOWN: TAMPA, FLA. | AGE: 28

6TH NFL SEASON | 1ST WITH TEXANS | ACQUIRED: UFA-'21 (BAL)

2021 GP/GS: 12/1 | CAREER GP/GS (POST): 73/6 (3/0)

TEAMS: BAL '16-20; HOU '21



15

TRANSACTIONS: Selected by the Baltimore Ravens with the ninth pick of the fourth round (107th overall) of the 2016 NFL Draft...Signed by the Ravens as a free agent on March 24, 2020...Signed by the Houston Texans as an unrestricted free agent on March 24, 2021...Released by the Texans on Aug. 31, 2021...Signed to the Texans practice squad on Sept. 1, 2021...Elevated to the Texans active roster on Sept. 23, 2021...Reverted back to the Texans practice squad on Sept. 24, 2021...Elevated to the Texans active roster on Oct. 9, 2021...Reverted back to the Texans practice squad on Oct. 11, 2021...Signed to the Texans active roster on Oct. 12, 2021...Placed on the Reserve/COVID-19 List on Dec. 29, 2021...Activated from the Reserve/COVID-19 List on Jan. 5, 2022.

2021 (Houston 12/1):

- ✔ Played in 12 games (one start) in his first season as a Texan, posting a career-high 21 catches and amassing 227 receiving yards (10.8 avg.) and two touchdowns
- ✔ Made his first appearance as a Texan vs. Carolina (9/23)
- ✔ Recorded five receptions for a season-high 109 yards (21.8 avg.), both career highs, vs. New England (10/10). Caught a 67-yard touchdown pass from QB Davis Mills, the longest reception of his career and his first score as a Texan
- ✔ Made his first start as a Texan at Arizona (10/24)
- ✔ Caught four passes for 40 yards (10.0 avg.) vs. the L.A. Chargers (12/26), his second-highest receiving yardage total of the season
- ✔ Tallied three receptions for 38 yards (12.7 avg.) and one touchdown vs. Tennessee (1/9/22), a 28-yard touchdown pass from QB Davis Mills

2020 (Baltimore 3/0, 1/0):

- ✔ Appeared in three regular season games and totaled two special teams tackles
- ✔ Spent Weeks 9-15 on the Reserve/Injured List

2019 (Baltimore 14/1, 1/0):

- ✔ Played in 14 games (one start) and caught three passes for 21 yards (7.0 avg.), while also returning four kicks for 81 yards (20.3 avg.)

2018 (Baltimore 16/0, 1/0):

- ✔ Served as a key contributor on special teams appearing in 16 games and registering 22 kickoff returns for 491 yards (22.3 avg.). Also recorded a career-high 19 catches for 196 yards (10.3 avg.) and one touchdown

- ✔ Caught a five-yard touchdown pass and logged a season-high 92 kickoff return yards in Week 15 vs. Tampa Bay (12/16)

2017 (Baltimore 13/4):

- ✔ Played in 13 games (four starts) and posted single-season career highs in receiving yards (248) and touchdowns (three). Was also a key special teamer in which he returned 13 kickoffs for 346 yards (26.6 avg.)
- ✔ Contributed his first career touchdown reception in Week 7 at Minnesota (10/22)
- ✔ Posted a career-high 48 receiving yards on three receptions (16.0 avg.) and one touchdown in Week 14 at Pittsburgh (12/10)
- ✔ Caught a six-yard touchdown pass in Week 17 vs. Cincinnati (12/31) and also returned a kickoff 87 yards

2016 (Baltimore 15/0):

- ✔ Saw action in 15 games and totaled seven receptions for 46 yards (6.6 avg.) and seven kickoff returns for 162 yards (23.1 avg.) as a rookie
- ✔ Made his NFL debut in Week 1 vs. Buffalo (9/11) and caught one pass for 13 yards

COLLEGE:

- ✔ Played four seasons (2012-15) at the University of Cincinnati after redshirting in 2011
- ✔ Notched the eighth-best yards per reception average (21.1) in the country as a senior (2015) after compiling 39 receptions for 823 yards and seven touchdowns
- ✔ Posted 26 catches for 570 yards and six touchdowns as a junior (2014). Set the NCAA FBS record against Ohio State (9/27) for yards per reception average (73.7) when he totaled three receptions for 221 yards with all three catches scoring a touchdown (60, 83 and 78 yards)
- ✔ Caught 45 passes for 645 yards (14.3 avg.) and nine touchdowns in his sophomore year (2013)
- ✔ Totaled four receptions for 113 yards (28.3 avg.) and two touchdowns in his redshirt freshman season (2012)
- ✔ Redshirted his first year in 2011

PERSONAL:

- ✔ Attended Jefferson High School in Tampa, Fla.
- ✔ Led the school to an undefeated season and the Class 3A State Championship as a senior (2010) when he hauled in 49 catches for 1,500 yards (30.6 avg.) and 21 touchdowns
- ✔ Named Class 3A All-State Honorable Mention after his senior season

TEXANS BIOS

CHRIS MOORE'S NFL REGULAR SEASON RUSHING/RECEIVING STATISTICS

DATE	TEAM	GP	GS	RECEIVING					RUSHING				
				NO.	YDS.	AVG.	LG	TD	NO.	YDS.	AVG.	LG	TD
2016	Ravens	15	0	7	46	6.6	13	0	3	19	6.3	10	0
2017	Ravens	13	4	18	248	13.8	30t	3	2	-9	-4.5	-4	0
2018	Ravens	16	0	19	196	10.3	30	1	5	17	3.4	9	0
2019	Ravens	14	1	3	21	7.0	13	0	1	0	0.0	0	0
2020	Ravens	3	0	0	0	0.0	0	0	0	0	0.0	0	0
2021	Texans	12	1	21	227	10.8	67t	2	0	0	0.0	0	0
NFL TOTALS		73	6	68	738	10.9	67T	6	11	27	2.5	10	0

CHRIS MOORE'S NFL POSTSEASON RUSHING/RECEIVING STATISTICS

DATE	TEAM	GP	GS	RECEIVING					RUSHING				
				NO.	YDS.	AVG.	LG	TD	NO.	YDS.	AVG.	LG	TD
2018	Ravens	1	0	0	0	0.0	0	0	0	0	0.0	0	0
2019	Ravens	1	0	0	0	0.0	0	0	0	0	0.0	0	0
2020	Ravens	1	0	0	0	0.0	0	0	0	0	0.0	0	0
NFL TOTALS		3	0	0	0	0.0	0	0	0	0	0.0	0	0

CHRIS MOORE'S NFL REGULAR SEASON RETURN STATISTICS

DATE	TEAM	RET.	KICKOFF RETURNS				PUNT RETURNS					
			YDS.	AVG.	LG	TD	NO.	FC	YDS.	AVG.	LG	TD
2016	Ravens	7	162	23.1	34	0	0	0	0	0.0	0	0
2017	Ravens	13	346	26.6	87	0	0	0	0	0.0	0	0
2018	Ravens	22	491	22.3	39	0	0	0	0	0.0	0	0
2019	Ravens	4	81	20.3	26	0	0	0	0	0.0	0	0
2020	Ravens	0	0	0.0	0	0	0	0	0	0.0	0	0
2021	Texans	0	0	0.0	0	0	0	0	0	0.0	0	0
NFL TOTALS		46	1,080	23.5	87	0	0	0	0	0.0	0	0

CHRIS MOORE'S NFL POSTSEASON RETURN STATISTICS

DATE	TEAM	RET.	KICKOFF RETURNS				PUNT RETURNS					
			YDS.	AVG.	LG	TD	NO.	FC	YDS.	AVG.	LG	TD
2018	Ravens	0	0	0.0	0	0	0	0	0	0.0	0	0
2019	Ravens	0	0	0.0	0	0	0	0	0	0.0	0	0
2020	Ravens	0	0	0.0	0	0	0	0	0	0.0	0	0
NFL TOTALS		0	0	0.0	0	0	0	0	0	0.0	0	0

SINGLE-GAME HIGHS: RUSHING/RECEIVING

Rush Attempts	1 vs. Pittsburgh Steelers, Dec 29, 2019 ...10 more at 1.	Kickoff Returns	5 at Pittsburgh Steelers, Dec 10, 2017
Rushing Yards	10 vs. Cleveland Browns, Nov 10, 2016	Kickoff Return Yards	124 vs. Cincinnati Bengals, Dec 31, 2017
Longest Runs	10 vs. Cleveland Browns, Nov 10, 2016	Longest Kickoff Return	87 vs. Cincinnati Bengals, Dec 31, 2017
Receptions	5 vs. New England Patriots, Oct 10, 2021	Special Teams Tackles	2 at Jacksonville Jaguars, Dec 19, 2021 ...1 more at 2.
Receiving Yards	109 vs. New England Patriots, Oct 10, 2021	Miscellaneous Tackles	1 at Jacksonville Jaguars, Sep 25, 2016
Longest Receptions	67t vs. New England Patriots, Oct 10, 2021	Most TDs	1 vs. Tennessee Titans, Jan 09, 2022 ...8 more at 1.
Receiving TDs	1 vs. New England Patriots, Oct 10, 2021 ...4 more at 1.	Receiving Average	21.8 vs. New England Patriots, Oct 10, 2021
All-Purpose Yards	134 at Pittsburgh Steelers, Dec 10, 2017		

TEXANS BIOS

SINGLE-GAME HIGHS - POSTSEASON: RUSHING/RECEIVING

Special Teams Tackles 2 vs. Los Angeles Chargers, Jan 06, 2019

Miscellaneous Tackles 1 vs. Los Angeles Chargers, Jan 06, 2019

100-YARD RECEIVING GAMES (1): REGULAR SEASON

DATE	TEAM	NO.	YDS.	AVG.	LG	TD
10/10/21	PATRIOTS	5	109	21.8	67t	1

2021 GAME-BY-GAME REGULAR-SEASON STATISTICS (TEXANS)

W	DATE	OPPONENT	P/S	RECEIVING					RUSHING					W/L	SCORE
				NO.	YDS.	AVG.	LG	TD	NO.	YDS.	AVG.	LG	TD		
01	09/12	Jaguars												W	37-21
02	09/19	at Browns												L	21-31
03	09/23	Panthers	P	0	0	0.0	0	0	0	0	0.0	0	0	L	9-24
04	10/03	at Bills												L	0-40
05	10/10	Patriots												L	22-25
06	10/17	at Colts	P	4	14	3.5	11	0	0	0	0.0	0	0	L	3-31
07	10/24	at Cardinals	S	0	0	0.0	0	0	0	0	0.0	0	0	L	5-31
08	10/31	Rams	P	2	16	8.0	8	0	0	0	0.0	0	0	L	22-38
09	11/07	at Dolphins	P	1	4	4.0	4	0	0	0	0.0	0	0	L	9-17
11	11/21	at Titans	P	1	10	10.0	10	0	0	0	0.0	0	0	W	22-13
12	11/28	Jets	P	1	-4	-4.0	-4	0	0	0	0.0	0	0	L	14-21
13	12/05	Colts	P	0	0	0.0	0	0	0	0	0.0	0	0	L	0-31
14	12/12	Seahawks												L	13-33
15	12/19	at Jaguars	P	0	0	0.0	0	0	0	0	0.0	0	0	W	30-16
16	12/26	Chargers	P	4	40	10.0	23	0	0	0	0.0	0	0	W	41-29
17	01/02	at 49ers												L	7-23
18	01/09	Titans	P	3	38	12.7	28t	1	0	0	0.0	0	0	L	25-28
2021 TOTALS			11-1	16	118	7.4	28T	1	0	0	0.0	0	0	4-13	



A.J. MOORE JR.

DEFENSIVE BACK

5-11 | 200 | MISSISSIPPI

HOMETOWN: BASSFIELD, MISS. | AGE: 26
 4TH NFL SEASON | 4TH WITH TEXANS | ACQUIRED: W-'18 (NE)
 2021 GP/GS: 12/0 | CAREER GP/GS (POST): 55/5 (3/0)
 TEAMS: HOU '18-21



33

TRANSACTIONS: Signed by the New England Patriots as a college free agent on May 11, 2018...Waived by the Patriots on Sept. 1, 2018...Claimed off waivers by the Houston Texans on Sept. 2, 2018...Placed on the Reserve/Injured List on Sept. 2, 2021...Activated from the Reserve/Injured List on Oct. 2, 2021...Placed on the Reserve/COVID-19 List on Dec. 15, 2021...Activated from the Reserve/COVID-19 List on Dec. 30, 2021.

2021 (Houston 12/0):

- ✦ Played in 12 games and tallied two defensive tackles in addition to seven special teams tackles (all solo) and one forced fumble
- ✦ Made his first appearance of the season at Buffalo (10/3), recording a special teams tackle
- ✦ Logged his first defensive tackle of the season at Arizona (10/24)
- ✦ Forced a fumble on special teams at Miami (11/7), also logging one special teams tackle

2020 (Houston 11/5):

- ✦ Appeared in 11 games (five starts) and set career highs in total tackles (31), sacks (1.0), quarterback hits (two), passes defended (one) and forced fumbles (one)
- ✦ Made his first career start, recorded his first career pass defended and had a solo tackle at Kansas City (9/10)
- ✦ Finished with three total tackles (two solo), one quarterback hit and one special teams tackle at Pittsburgh (9/27)
- ✦ Notched three total tackles (two solo) and one special teams tackle vs. New England (11/22)
- ✦ Finished with four total tackles (two solo) and recorded his first career sack vs. Indianapolis (12/6)
- ✦ Became the fifth defensive back in franchise history with at least 10 total tackles and a forced fumble in a game and was the first since Kendrick Lewis in Week 3 of 2014 when he did so in Week 17 vs. Tennessee (1/3/21)

2019 (Houston 16/0, 2/0):

- ✦ Saw action in all 16 games in his second season and led the Texans with a single-season career-high 12 special teams tackles. Added two solo tackles and one tackle for loss on defense
- ✦ Played in the season opener at New Orleans (9/9) and recorded one special teams tackle
- ✦ Recorded two special teams tackles in the win vs. Jacksonville (9/15)
- ✦ Saw action on special teams vs. Carolina (9/29), notching one special teams tackle in the contest
- ✦ Posted one special teams tackle in the win at Kansas City

(10/13)

- ✦ Notched one special teams tackle at Indianapolis (10/20)
- ✦ Registered one total tackle and his first career tackle for loss at Baltimore (11/17), bringing down Ravens TE Mark Andrews behind the line on a fake field goal attempt
- ✦ Notched one special teams tackle and recovered a blocked field goal at Tennessee (12/15)
- ✦ Tallied a career-high three total special teams tackles at Tampa Bay (12/21)
- ✦ Recorded one solo tackle on defense and two tackles on special teams vs. Tennessee (12/29)
- ✦ Posted one quarterback hit and one special teams tackle in the win over Buffalo in the Wild Card Round (1/4/20)

2018 (Houston 16/0, 1/0):

- ✦ Finished with a team-leading 11 special teams tackles in 16 games as a rookie
- ✦ Made his NFL debut and contributed on special teams at New England (9/9)
- ✦ Appeared on special teams at Tennessee (9/16)
- ✦ Notched his first-career special teams total tackle vs. the N.Y. Giants (9/23)
- ✦ Registered one special teams tackle at Indianapolis (9/30)
- ✦ Appeared on special teams vs. Buffalo (10/14)
- ✦ Notched one special teams tackle and downed P Trevor Daniel's 55-yard punt at the 1-yard line at Jacksonville (10/21)
- ✦ Led the team with a career-high two special teams tackles at Denver (11/4)
- ✦ Recorded one special teams tackle at Washington (11/18)
- ✦ Contributed on special teams and recorded a fumble recovery vs. Tennessee (11/27)
- ✦ Tallied one special teams tackle vs. Cleveland (12/2)
- ✦ Notched two special teams tackles vs. Indianapolis (12/9). Leads the team with nine special teams tackles in 2018
- ✦ Recorded one special teams tackle at Philadelphia (12/23)
- ✦ Contributed on special teams in his postseason debut in the Wild Card Round vs. Indianapolis (1/5/19)

COLLEGE:

- ✦ Played four seasons (2014-17) at the University of Mississippi in Oxford, Miss., and appeared in 37 career games over four seasons for the Rebels, recording 132 total tackles, 2.0 sacks, five passes defended, three fumble recoveries and two forced fumbles
- ✦ Started every game at the nickel position as a senior and recorded a career-high 48 total tackles, three tackles for loss, 1.0 sack and three passes defended
- ✦ Recorded 42 total tackles and ranked fourth on the team

TEXANS BIOS

with five tackles for loss as a junior, appearing in all 12 games as a reserve and on special teams

- ✦ Notched 26 total tackles, 1.0 sack, two forced fumbles and two fumble recoveries in eight games as a sophomore
- ✦ Tallied 16 total tackles, 1.5 tackles for loss and one pass breakup in seven games as a true freshman

PERSONAL:

- ✦ Attended Bassfield (Miss.) High School
- ✦ Earned first-team all-state honors as a linebacker by *The Clarion-Ledger* after recording 132 total tackles, 11 tackles for loss and 3.5 sacks in addition to five rushing touchdowns as a senior in 2013
- ✦ Named the Class 2A Defensive Player of the Year and

Region 7-2A Defensive Player of the Year by the Mississippi Association of Coaches

- ✦ Led Bassfield to a 15-1 record and a second-consecutive Class 2A state championship as a senior
- ✦ Earned second-team Class 2A all-state honors by the Mississippi Association of Coaches as a junior
- ✦ Led Bassfield to a 16-0 record and a 2A state championship in 2012
- ✦ Participated in track and field and placed runner-up to former Ole Miss teammate Kailo Moore in the 100 and 200 meters at the 2013 Class 2A state track and field meet as a senior
- ✦ Twin brother, C.J., plays safety for the Detroit Lions
- ✦ General studies major at Ole Miss

A.J. MOORE JR.'S NFL REGULAR SEASON DEFENSIVE STATISTICS

DATE	TEAM	GP	GS	TACKLES							INTERCEPTIONS					FUMBLES				ST				MISC						
				TK	S	A	TFL	YDS	SK	YDS	QBH	NO	YDS	LG	TD	PD	FF	FR	TD	YDS	TK	S	A	FF	FR	S	A			
2018	Texans	16	0	0	0	0	0	0	0	0.0	0.0	0	0	0	0	0	0	0	0	0	0	0	0	11	7	4	0	1	0	0
2019	Texans	16	0	2	2	0	1	2	0.0	0.0	0	0	0	0	0	0	0	0	0	0	0	0	0	12	7	5	0	0	0	0
2020	Texans	11	5	31	18	13	1	10	1.0	10.0	2	0	0	0	0	1	1	0	0	0	0	0	4	3	1	0	0	0	0	
2021	Texans	12	0	2	0	2	0	0	0.0	0.0	0	0	0	0	0	0	0	0	0	0	0	0	7	7	0	1	0	0	0	
NFL TOTALS		55	5	35	20	15	2	12	1.0	10.0	2	0	0	0	0	1	1	0	0	0	0	0	34	24	10	1	1	0	0	

A.J. MOORE JR.'S NFL POSTSEASON DEFENSIVE STATISTICS

DATE	TEAM	GP	GS	TACKLES							INTERCEPTIONS					FUMBLES				ST				MISC						
				TK	S	A	TFL	YDS	SK	YDS	QBH	NO	YDS	LG	TD	PD	FF	FR	TD	YDS	TK	S	A	FF	FR	S	A			
2018	Texans	1	0	0	0	0	0	0	0.0	0.0	0	0	0	0	0	0	0	0	0	0	0	0	0	0	0	0	0	0	0	0
2019	Texans	2	0	0	0	0	0	0	0.0	0.0	1	0	0	0	0	0	0	0	0	0	0	0	0	1	0	1	0	0	0	0
NFL TOTALS		3	0	0	0	0	0	0	0.0	0.0	1	0	0	0	0	0	0	0	0	0	0	0	0	1	0	1	0	0	0	0

SINGLE-GAME HIGHS: DEFENSIVE

Total Tackles 10 vs. Tennessee Titans, Jan 03, 2021
Sacks 1.0 vs. Indianapolis Colts, Dec 06, 2020
Passes Defensed 1 at Kansas City Chiefs, Sep 10, 2020
Forced Fumbles 1 vs. Tennessee Titans, Jan 03, 2021

Tackles For Loss 1 vs. Indianapolis Colts, Dec 06, 2020
 ...1 more at 1.
Special Teams Tackles 3 at Tampa Bay Buccaneers, Dec 21, 2019
Special Teams Fumble Recoveries 1 vs. Tennessee Titans, Nov 26, 2018

SINGLE-GAME HIGHS - POSTSEASON: DEFENSIVE

Special Teams Tackles 1 vs. Buffalo Bills, Jan 04, 2020

TEXANS BIOS

2021 GAME-BY-GAME REGULAR-SEASON STATISTICS (TEXANS)

W	DATE	OPPONENT	P/S	TACKLES						INTERCEPTIONS					FUMBLES			ST				MISC		W/L	SCORE					
				TK	S	A	SK	YDS	TFL	YDS	QBH	NO	YDS	LG	TD	PD	FF	FR	TD	YDS	TK	S	A			FF	FR	S	A	
01	09/12	Jaguars																									RESERVE/INJURED	W	37-21	
02	09/19	at Browns																									RESERVE/INJURED	L	21-31	
03	09/23	Panthers																									RESERVE/INJURED	L	9-24	
04	10/03	at Bills	P	0	0	0	0.0	0.0	0	0	0	0	0	0	0	0	0	0	0	0	1	1	0	0	0	0	0		L	0-40
05	10/10	Patriots	P	0	0	0	0.0	0.0	0	0	0	0	0	0	0	0	0	0	0	0	0	0	0	0	0	0	0		L	22-25
06	10/17	at Colts	P	0	0	0	0.0	0.0	0	0	0	0	0	0	0	0	0	0	0	0	1	1	0	0	0	0	0		L	3-31
07	10/24	at Cardinals	P	1	0	1	0.0	0.0	0	0	0	0	0	0	0	0	0	0	0	0	0	0	0	0	0	0	0		L	5-31
08	10/31	Rams	P	0	0	0	0.0	0.0	0	0	0	0	0	0	0	0	0	0	0	0	0	0	0	0	0	0	0		L	22-38
09	11/07	at Dolphins	P	0	0	0	0.0	0.0	0	0	0	0	0	0	0	0	0	0	0	0	1	1	0	1	0	0	0		L	9-17
11	11/21	at Titans	P	0	0	0	0.0	0.0	0	0	0	0	0	0	0	0	0	0	0	0	2	2	0	0	0	0	0		W	22-13
12	11/28	Jets	P	0	0	0	0.0	0.0	0	0	0	0	0	0	0	0	0	0	0	0	0	0	0	0	0	0	0		L	14-21
13	12/05	Colts	P	1	0	1	0.0	0.0	0	0	0	0	0	0	0	0	0	0	0	0	1	1	0	0	0	0	0		L	0-31
14	12/12	Seahawks	P	0	0	0	0.0	0.0	0	0	0	0	0	0	0	0	0	0	0	0	0	0	0	0	0	0	0		L	13-33
15	12/19	at Jaguars																										RESERVE/COVID-19	W	30-16
16	12/26	Chargers																										RESERVE/COVID-19	W	41-29
17	01/02	at 49ers	P	0	0	0	0.0	0.0	0	0	0	0	0	0	0	0	0	0	0	0	0	0	0	0	0	0	0		L	7-23
18	01/09	Titans	P	0	0	0	0.0	0.0	0	0	0	0	0	0	0	0	0	0	0	0	1	1	0	0	0	0	0		L	25-28
2021 TOTALS			12-0	2	0	2	0.0	0.0	0	0	0	0	0	0	0	0	0	0	0	7	7	0	1	0	0	0		4-13		



JIMMY MORELAND

DEFENSIVE BACK

5-11 | 182 | JAMES MADISON

HOMETOWN: BELLE GLADE, FLA. | AGE: 26
 3RD NFL SEASON | 1ST WITH TEXANS | ACQUIRED: W-'21 (WAS)
 2021 GP/GS: 7/0 | CAREER GP/GS (POST): 37/10 (1/0)
 TEAMS: WAS '19-20; HOU '21



22

TRANSACTIONS: Selected in the seventh round (227th overall) by Washington in the 2019 NFL Draft...Waived by Washington on Aug. 31, 2021...Acquired from waivers from the Washington Football Team by the Houston Texans on Sept. 7, 2021.

2021 (Houston 7/0):

- Played in seven games and notched two special teams tackles in his first season as a Texan
- Made his first appearance as a Texan vs. Carolina (9/23), appearing on special teams
- Made one special teams tackle, his first as a Texan, vs. the N.Y. Jets (11/28)
- Logged his second special teams tackle of the season vs. Tennessee (1/9/22)

2020 (Washington 16/5, 1/0):

- Totaled a career-high 33 tackles, half a sack, one interception, one pass defended, two quarterback pressures, one tackle for loss and one forced fumble
- Notched his first career interception along with a 32-yard return and six tackles vs. Philadelphia (9/13)
- Posted his first career forced fumble vs. Carolina (12/27)

2019 (Washington 14/5):

- Amassed 32 tackles, a career-high four passes defended, one quarterback hurry and one tackle for loss as a rookie
- Tied for his season high in tackles with seven vs. Dallas (9/15) and at Green Bay (12/8)
- Recorded a pass defense in three of his last five games of the season

COLLEGE:

- Played four seasons (2014, 2016-18) at James Madison University in Harrisonburg, Va.
- Appeared in 56 games, tallying 208 tackles, 12.0 tackles for loss, 2.0 sacks, 18 interceptions, 63 passes defended, one forced fumble, six fumble recoveries and six blocked kicks
- Named a Consensus First Team All-American as a redshirt senior in 2018, when he totaled 56 tackles, 7.5 tackles for loss, 1.5 sacks, five interceptions, 10 passes defended, one forced fumble, one fumble recovery and a blocked punt
- Led the country in pick-sixes (three) and interception return yards (217) while also ranking tied ninth in interceptions his final season, when he finished as JMU's all-time leader in interceptions (18)
- Played in all 15 games with 13 starts as a redshirt junior in 2017, earning First Team All-CAA honors after amassing 68 tackles, 2.5 tackles for loss, a half sack, eight interceptions, two fumble recoveries and 14 passes defended
- Played in all 15 games with six starts in his comeback season as a redshirt sophomore in 2016, when he tallied 37 tackles, a fumble recovery, two interceptions and nine passes defended
- Played in all 13 games with 12 starts as a true freshman in 2014, totaling 47 tackles, 2.0 tackles for loss, three interceptions, two fumble recoveries and 12 passes defended

PERSONAL:

- Born in Belle Glade, Fla. and attended Royal Palm Beach High School in West Palm Beach, Fla.

JIMMY MORELAND'S NFL REGULAR SEASON DEFENSIVE STATISTICS

DATE	TEAM	GP	GS	TACKLES								INTERCEPTIONS					FUMBLES				ST				MISC					
				TK	S	A	TFL	YDS	SK	YDS	QBH	NO	YDS	LG	TD	PD	FF	FR	TD	YDS	TK	S	A	FF	FR	S	A			
2019	Washington	14	5	42	32	10	1	5	0.0	0.0	1	0	0	0	0	4	0	0	0	0	0	0	0	0	0	0	0	0	0	0
2020	Washington	16	5	44	33	11	1	6	0.5	2.5	2	1	32	32	0	1	1	0	0	0	0	0	0	0	0	0	0	0	0	0
2021	Texans	7	0	0	0	0	0	0	0.0	0.0	0	0	0	0	0	0	0	0	0	0	0	2	0	2	0	0	0	0	0	
NFL TOTALS		37	10	86	65	21	2	11	0.5	2.5	3	1	32	32	0	5	1	0	0	0	0	2	0	2	0	0	0	0	0	

JIMMY MORELAND'S NFL POSTSEASON DEFENSIVE STATISTICS

DATE	TEAM	GP	GS	TACKLES								INTERCEPTIONS					FUMBLES				ST				MISC					
				TK	S	A	TFL	YDS	SK	YDS	QBH	NO	YDS	LG	TD	PD	FF	FR	TD	YDS	TK	S	A	FF	FR	S	A			
2020	Washington	1	0	3	3	0	0	0	0.0	0.0	0	0	0	0	0	0	0	0	0	0	0	0	0	0	0	0	0	0	0	0
NFL TOTALS		1	0	3	3	0	0	0	0.0	0.0	0	0	0	0	0	0	0	0	0	0	0	0	0	0	0	0	0	0	0	

TEXANS BIOS

SINGLE-GAME HIGHS: DEFENSIVE


Total Tackles	7 at Green Bay Packers, Dec 08, 2019 ...1 more at 7.	Tackles For Loss	1 vs. Los Angeles Rams, Oct 11, 2020 ...1 more at 1.
Sacks	0.5 vs. Cincinnati Bengals, Nov 22, 2020	Interceptions	1 vs. Philadelphia Eagles, Sep 13, 2020
Passes Defensed	1 vs. Philadelphia Eagles, Sep 13, 2020 ...4 more at 1.	Interception Return Yards	32 vs. Philadelphia Eagles, Sep 13, 2020
Forced Fumbles	1 vs. Carolina Panthers, Dec 27, 2020		

SINGLE-GAME HIGHS - POSTSEASON: DEFENSIVE

Total Tackles	3 vs. Tampa Bay Buccaneers, Jan 09, 2021
----------------------	--

2021 GAME-BY-GAME REGULAR-SEASON STATISTICS (TEXANS)

W	DATE	OPPONENT	P/S	TACKLES							INTERCEPTIONS				FUMBLES			ST				MISC		W/L	SCORE				
				TK	S	A	SK	YDS	TFL	YDS	QBH	NO	YDS	LG	TD	PD	FF	FR	TD	YDS	TK	S	A			FF	FR	S	A
01	09/12	Jaguars																									W	37-21	
02	09/19	at Browns																									L	21-31	
03	09/23	Panthers	P	0	0	0	0.0	0.0	0	0	0	0	0	0	0	0	0	0	0	0	0	0	0	0	0	0	L	9-24	
04	10/03	at Bills																								L	0-40		
05	10/10	Patriots																								L	22-25		
06	10/17	at Colts																								L	3-31		
07	10/24	at Cardinals																								L	5-31		
08	10/31	Rams																								L	22-38		
09	11/07	at Dolphins	P	0	0	0	0.0	0.0	0	0	0	0	0	0	0	0	0	0	0	0	0	0	0	0	0	L	9-17		
11	11/21	at Titans	P	0	0	0	0.0	0.0	0	0	0	0	0	0	0	0	0	0	0	0	0	0	0	0	0	W	22-13		
12	11/28	Jets	P	0	0	0	0.0	0.0	0	0	0	0	0	0	0	0	0	0	0	1	0	1	0	0	0	L	14-21		
13	12/05	Colts	P	0	0	0	0.0	0.0	0	0	0	0	0	0	0	0	0	0	0	0	0	0	0	0	0	L	0-31		
14	12/12	Seahawks																								L	13-33		
15	12/19	at Jaguars																								W	30-16		
16	12/26	Chargers	P	0	0	0	0.0	0.0	0	0	0	0	0	0	0	0	0	0	0	0	0	0	0	0	0	W	41-29		
17	01/02	at 49ers																								L	7-23		
18	01/09	Titans	P	0	0	0	0.0	0.0	0	0	0	0	0	0	0	0	0	0	0	1	0	1	0	0	0	L	25-28		
2021 TOTALS				7-0	0	0	0	0.0	0.0	0	0	0	0	0	0	0	0	0	0	0	0	0	0	0	0	0	0	4-13	



JIMMY MORRISSEY

OFFENSIVE LINEMAN

6-3 | 303 | PITTSBURGH

HOMETOWN: HUNTINGDON VALLEY, PA. | AGE: 23

ROOKIE | 1ST WITH TEXANS | ACQUIRED: FA-'21

2021 GP/GS: 6/5 | CAREER GP/GS: 6/5

TEAMS: HOU '21; LV '21



79

TRANSACTIONS: Selected by the Las Vegas Raiders with the second pick of the seventh round (230th overall) in the 2021 NFL Draft...Released by the Raiders on Aug. 31, 2021...Signed to the Raiders practice squad on Sept. 1, 2021...Released from the Raiders practice squad on Oct. 19, 2021...Signed with the Houston Texans on Oct. 20, 2021.

2021 (Houston 6/5):

- ✔ Played in six games (five starts) in his first season as a Texan, making five starts at center in place of injured OL Justin Britt
- ✔ Made his first career start and appearance on the offensive line at Miami (11/7)
- ✔ Was part of an offensive line that did not allow a sack as QB Tyrod Taylor completed 14-of-24 passes (58.3 percent) for 107 yards and a passer rating of 69.3, also recording two rushing touchdowns at Tennessee (11/21)
- ✔ Helped pave the way for a rushing attack that totaled 96 yards on 24 attempts, averaging 4.0 yards per carry vs. the N.Y. Jets (11/28)
- ✔ Earned his first career snaps on special teams at Jacksonville (12/19)
- ✔ Blocked for a rushing attack that gained a season-high 189 yards and two touchdowns on the ground, averaging 5.3 yards per carry vs. the L.A. Chargers (12/26)

COLLEGE:

- ✔ Played four seasons (2017-20) at the University of Pittsburgh in Pittsburgh, Pa., after redshirting as a true

freshman walk-on in 2016

- ✔ Started all 47 games in his collegiate career, making 46 starts at center and one start at right guard
- ✔ As a redshirt senior, named recipient of the 2020 Burlsworth Trophy, annually presented to the most outstanding player in college football who began his career as a walk-on. Earned All-ACC honors for the third consecutive year, including first-team All-ACC recognition by the Associated Press and second-team All-ACC honors from the coaches and media
- ✔ In 2019, established himself as the top center in the ACC, not allowing a sack the entire season and was also rated as the Panthers' top run blocker. Earned first-team All-ACC honors and was a three-time Pro Football Focus ACC Team of the Week honoree
- ✔ Earned third-team All-ACC honors as a junior in 2018, becoming the first Pitt player at his position to earn such distinction
- ✔ Earned All-ACC Academic Football Team honors all four seasons that he played

PERSONAL:

- ✔ Attended La Salle College High School in Wyndmoor, Pa.
- ✔ Named a two-time All-Philadelphia Catholic League performer
- ✔ Named All-City by Philadelphia Daily News
- ✔ A three-year letterman, helping his high school to a 25-7 record during his varsity career, including a PCL title as a senior
- ✔ Selected to play in the Big 33 Football Classic

JIMMY MORRISSEY'S NFL REGULAR SEASON STATISTICS

DATE	TEAM	GP	GS
2021	Raiders	0	0
2021	Texans	6	5
2021	TOTAL	6	5
NFL TOTALS		6	5

TEXANS BIOS

2021 GAME-BY-GAME REGULAR-SEASON STATISTICS (RAIDERS/TEXANS)

W	DATE	OPPONENT	P/S		W/L	SCORE
01	09/13	Ravens		PRACTICE SQUAD	W	33-27+
02	09/19	at Steelers		PRACTICE SQUAD	W	26-17
03	09/26	Dolphins		PRACTICE SQUAD	W	31-28+
04	10/04	at Chargers		PRACTICE SQUAD	L	14-28
05	10/10	Bears		PRACTICE SQUAD	L	9-20
06	10/17	at Broncos		PRACTICE SQUAD	W	34-24
				Went from Raiders to Texans .		
07	10/24	at Cardinals		INACTIVE	L	5-31
08	10/31	Rams		DID NOT PLAY	L	22-38
09	11/07	at Dolphins	S		L	9-17
11	11/21	at Titans	S		W	22-13
12	11/28	Jets	S		L	14-21
13	12/05	Colts		DID NOT PLAY	L	0-31
14	12/12	Seahawks		DID NOT PLAY	L	13-33
15	12/19	at Jaguars	P		W	30-16
16	12/26	Chargers	S		W	41-29
17	01/02	at 49ers	S		L	7-23
18	01/09	Titans		DID NOT PLAY	L	25-28
2021 TOTALS			6-5		7-10	

+ - Overtime



ERIC MURRAY

DEFENSIVE BACK

5-11 | 199 | MINNESOTA

HOMETOWN: MILWAUKEE, WIS. | AGE: 28
 6TH NFL SEASON | 2ND WITH TEXANS | ACQUIRED: UFA-'20 (CLE)
 2021 GP/GS: 16/11 | CAREER GP/GS (POST): 84/40 (4/0)
 TEAMS: KC '16-18; CLE '19; HOU '20-21



23

TRANSACTIONS: Selected by the Kansas City Chiefs in the fourth round (106th overall) of the 2016 NFL Draft...Traded to the Cleveland Browns on April 1, 2019...Signed by the Houston Texans as an unrestricted free agent on March 21, 2020...Placed on the Reserve/COVID-19 List on Dec. 23, 2021...Activated from the Reserve/COVID-19 List on Dec. 29, 2021.

2021 (Houston 16/11):

- ✦ Played in 16 games (11 starts) and totaled a career-high 73 defensive tackles (47 solo), also notching one interception, four passes defended and three special teams tackles (one solo)
- ✦ Started in the season opener vs. Jacksonville (9/12) and recorded six tackles (four solo)
- ✦ Notched five tackles (three solo) at Cleveland (9/19)
- ✦ Registered four tackles (three solo) vs. Carolina (9/23)
- ✦ Tied for second on the team in tackles with eight (five solo), also tallying his second career interception at Miami (11/7)
- ✦ Finished tied for second on the team with 11 tackles (six solo) while also tallying one pass defended at Tennessee (11/21). Broke up a pass intended for TE Anthony Firkser from QB Ryan Tannehill, forcing a turnover on downs in the fourth quarter
- ✦ Tied for first on the team with eight tackles (five solo) vs. the N.Y. Jets (11/28)
- ✦ Finished tied for fourth on the team with eight tackles (four solo), also notching one pass defended at Jacksonville (12/19)
- ✦ Placed second on the team with eight tackles (six solo), also tallying one pass defended at San Francisco (1/2/22)

2020 (Houston 14/14):

- ✦ Started 14 games in his first season with the Texans and notched his single-season high 71 total tackles (47 solo) while also adding 2.0 sacks, two tackles for loss, four quarterback hits, two passes defended and one forced fumble
- ✦ Started his first game as a Texan and totaled the second-most tackles in his career (seven) in the season opener at Kansas City (9/10)
- ✦ Recorded back-to-back games with at least seven total tackles for the first time in his career vs. Baltimore (9/20)
- ✦ Totaled five solo tackles, one quarterback hit, one pass defended and the first forced fumble of his career at Pittsburgh (9/27)
- ✦ Finished with a career-high 11 total tackles (10 solo) and 2.0 sacks at Chicago (12/13). Became the fifth defensive back since 1994 with at least 11 total tackles and 2.0 sacks

in a single game

- ✦ Notched five total tackles (three solo) and his second pass defended of the season at Indianapolis (12/20)

2019 (Cleveland 9/4):

- ✦ Saw action in nine games (four starts) with the Browns, finishing the season with 23 tackles (15 solo), three tackles for loss, 1.0 sack, one quarterback hit and one pass defended
- ✦ Missed Weeks 9-15 with an injury but returned in Week 16
- ✦ Played in every defensive snap and recorded a season-high five total tackles (three solo) and added one tackle for loss and one pass defended vs. the L.A. Rams (9/22)
- ✦ Logged the second sack of his career at New England (10/27), dropping Patriots QB Tom Brady for a loss of four yards to force a punt

2018 (Kansas City 15/9, 2/0):

- ✦ Appeared in 15 games and started in a career-high nine, notching a single-season career high in tackles with 55 and added his first career interception, one tackle for loss, one quarterback hit and two passes defended
- ✦ Posted a single-game career-high nine total tackles (four solo) at the L.A. Chargers (9/9)
- ✦ Registered six total tackles (five solo) and his first career interception at Denver (10/1), picking off Broncos QB Case Keenum in the third quarter

2017 (Kansas City 14/2, 1/0):

- ✦ Played in 14 games (two starts) and logged 30 total tackles (26 solo), 1.0 sack, two tackles for loss, one quarterback hit and a single-season career-high five passes defended. Added six special teams tackles
- ✦ Registered a single-game career high with two passes defended vs. Philadelphia (9/17), and added a season-high six total tackles
- ✦ Notched his first career tackle for loss and added four solo tackles vs. Washington (10/2)
- ✦ Made his first career start at Houston (10/8) and recorded one solo tackle on defense and one tackle on special teams
- ✦ Logged his first career sack against the L.A. Chargers (12/16), bringing down QB Philip Rivers for a loss of nine yards that forced a Chargers punt. Added two total tackles, one tackle for loss and one quarterback hit in the contest

2016 (Kansas City 16/0, 1/0):

- ✦ Appeared in all 16 games of his rookie season, primarily

TEXANS BIOS

on special teams

- ✦ Notched three total tackles (three solo) and one fumble recovery on defense, while adding six solo tackles on special teams

COLLEGE:

- ✦ Played in 52 games (39 starts) at the University of Minnesota in Minneapolis and racked up 192 tackles, two interceptions, 24 passes defensed, three forced fumbles, three fumble recoveries and two blocked kicks
- ✦ Earned All-Big Ten second team honors as a junior and All-Big Ten third-team honors as a senior. Received the Carl Eller Award (team's top defensive player) in 2015 and was

named the team's Defensive Back of the Year

PERSONAL:

- ✦ Attended Riverside University High School in Milwaukee, where he played on both sides of the ball at running back and cornerback
- ✦ As a senior, rushed for 444 yards and six touchdowns, while tallying 434 receiving yards and five receiving touchdowns on offense and three interceptions on defense
- ✦ Earned first-team all-state honors as a defensive back, helping Riverside to an 11-2 record and a city championship in 2011
- ✦ Son of Lela Peavy

ERIC MURRAY'S NFL REGULAR SEASON DEFENSIVE STATISTICS

DATE	TEAM	GP	GS	TACKLES								INTERCEPTIONS					FUMBLES				ST				MISC				
				TK	S	A	TFL	YDS	SK	YDS	QBH	NO	YDS	LG	TD	PD	FF	FR	TD	YDS	TK	S	A	FF	FR	S	A		
2016	Chiefs	16	0	3	3	0	0	0	0.0	0.0	0	0	0	0	0	0	0	0	1	0	0	0	6	6	0	0	0	0	0
2017	Chiefs	14	2	30	26	4	2	13	1.0	9.0	1	0	0	0	0	5	0	0	0	0	0	6	5	1	0	0	0	0	
2018	Chiefs	15	9	55	43	12	1	11	0.0	0.0	1	1	0	0	0	2	0	0	0	0	0	0	0	0	0	0	0		
2019	Browns	9	4	23	15	8	3	8	1.0	4.0	1	0	0	0	0	1	0	0	0	0	0	1	0	1	0	0	0		
2020	Texans	14	14	71	47	24	2	18	2.0	18.0	4	0	0	0	0	2	1	0	0	0	0	0	0	0	0	0	0		
2021	Texans	16	11	73	47	26	0	0	0.0	0.0	0	1	0	0	0	4	0	0	0	0	0	3	1	2	0	0	0		
NFL TOTALS		84	40	255	181	74	8	50	4.0	31.0	7	2	0	0	0	14	1	1	0	0	16	12	4	0	0	0	0		

ERIC MURRAY'S NFL POSTSEASON DEFENSIVE STATISTICS

DATE	TEAM	GP	GS	TACKLES								INTERCEPTIONS					FUMBLES				ST				MISC		
				TK	S	A	TFL	YDS	SK	YDS	QBH	NO	YDS	LG	TD	PD	FF	FR	TD	YDS	TK	S	A	FF	FR	S	A
2016	Chiefs	1	0	0	0	0	0	0	0.0	0.0	0	0	0	0	0	0	0	0	0	0	0	1	1	0	0	0	0
2017	Chiefs	1	0	1	1	0	0	0	0.0	0.0	0	0	0	0	0	0	0	0	0	0	0	0	0	0	0	0	
2018	Chiefs	2	0	7	5	2	0	0	0.0	0.0	0	0	0	0	0	0	0	0	0	0	0	3	2	1	0	0	
NFL TOTALS		4	0	8	6	2	0	0	0.0	0.0	0	0	0	0	0	0	0	0	0	0	0	4	3	1	0	0	

SINGLE-GAME HIGHS: DEFENSIVE

Total Tackles 11 at Tennessee Titans, Nov 21, 2021
...1 more at 11.

Sacks 2.0 at Chicago Bears, Dec 13, 2020

Passes Defensed 2 vs. Philadelphia Eagles, Sep 17, 2017

Forced Fumbles 1 at Pittsburgh Steelers, Sep 27, 2020

Fumble Recoveries 1 vs. New York Jets, Sep 25, 2016

Tackles For Loss 2 at Chicago Bears, Dec 13, 2020
...1 more at 2.

Interceptions 1 at Miami Dolphins, Nov 07, 2021
...1 more at 1.

Special Teams Tackles 1 vs. Seattle Seahawks, Dec 12, 2021
...15 more at 1.

SINGLE-GAME HIGHS - POSTSEASON: DEFENSIVE

Total Tackles 5 vs. Indianapolis Colts, Jan 12, 2019

Special Teams Tackles 2 vs. Indianapolis Colts, Jan 12, 2019

TEXANS BIOS

2021 GAME-BY-GAME REGULAR-SEASON STATISTICS (TEXANS)

W	DATE	OPPONENT	P/S	TACKLES							INTERCEPTIONS					FUMBLES				ST				MISC		W/L	SCORE								
				TK	S	A	SK	YDS	TFL	YDS	QBH	NO	YDS	LG	TD	PD	FF	FR	TD	YDS	TK	S	A	FF	FR			S	A						
01	09/12	Jaguars	S	6	4	2	0.0	0.0	0	0	0	0	0	0	0	0	0	0	0	0	0	0	0	0	0	0	0	0	0	0	0	0	0	W	37-21
02	09/19	at Browns	S	5	3	2	0.0	0.0	0	0	0	0	0	0	0	0	0	0	0	0	0	0	0	0	0	0	0	0	0	0	0	0	L	21-31	
03	09/23	Panthers	S	4	3	1	0.0	0.0	0	0	0	0	0	0	0	0	0	0	0	0	0	0	0	0	0	0	0	0	0	0	0	0	L	9-24	
04	10/03	at Bills	P	0	0	0	0.0	0.0	0	0	0	0	0	0	0	0	0	0	0	0	0	0	0	0	0	0	0	1	0	1	0	0	0	L	0-40
05	10/10	Patriots	P	0	0	0	0.0	0.0	0	0	0	0	0	0	0	0	0	0	0	0	0	0	0	0	0	0	0	1	1	0	0	0	0	L	22-25
06	10/17	at Colts	P	0	0	0	0.0	0.0	0	0	0	0	0	0	0	0	0	0	0	0	0	0	0	0	0	0	0	0	0	0	0	0	0	L	3-31
07	10/24	at Cardinals	P	2	2	0	0.0	0.0	0	0	0	0	0	0	0	0	0	0	0	0	0	0	0	0	0	0	0	0	0	0	0	0	0	L	5-31
08	10/31	Rams	P	2	1	1	0.0	0.0	0	0	0	0	0	0	0	0	0	0	0	0	0	0	0	0	0	0	0	0	0	0	0	0	L	22-38	
09	11/07	at Dolphins	S	8	5	3	0.0	0.0	0	0	0	1	0	0	0	1	0	0	0	0	0	0	0	0	0	0	0	0	0	0	0	0	L	9-17	
11	11/21	at Titans	S	11	6	5	0.0	0.0	0	0	0	0	0	0	0	1	0	0	0	0	0	0	0	0	0	0	0	0	0	0	0	0	W	22-13	
12	11/28	Jets	S	8	5	3	0.0	0.0	0	0	0	0	0	0	0	0	0	0	0	0	0	0	0	0	0	0	0	0	0	0	0	0	L	14-21	
13	12/05	Colts	S	2	1	1	0.0	0.0	0	0	0	0	0	0	0	0	0	0	0	0	0	0	0	0	0	0	0	0	0	0	0	0	L	0-31	
14	12/12	Seahawks	S	3	2	1	0.0	0.0	0	0	0	0	0	0	0	0	0	0	0	0	0	0	0	0	0	0	0	1	0	1	0	0	0	L	13-33
15	12/19	at Jaguars	S	8	4	4	0.0	0.0	0	0	0	0	0	0	0	1	0	0	0	0	0	0	0	0	0	0	0	0	0	0	0	0	W	30-16	
16	12/26	Chargers																														W	41-29		
17	01/02	at 49ers	S	8	6	2	0.0	0.0	0	0	0	0	0	0	0	1	0	0	0	0	0	0	0	0	0	0	0	0	0	0	0	0	L	7-23	
18	01/09	Titans	S	6	5	1	0.0	0.0	0	0	0	0	0	0	0	0	0	0	0	0	0	0	0	0	0	0	0	0	0	0	0	0	L	25-28	
2021 TOTALS			16-11	73	47	26	0.0	0.0	0	0	0	1	0	0	0	4	0	0	0	0	3	1	2	0	0	0	0	0	0	0	4-13				



KEVIN PIERRE-LOUIS

LINEBACKER

6-0 | 231 | BOSTON COLLEGE

HOMETOWN: NORWALK, CONN. | AGE: 30
 8TH NFL SEASON | 1ST WITH TEXANS | ACQUIRED: UFA-'21 (WAS)
 2021 GP/GS: 9/1 | CAREER GP/GS (POST): 92/16 (5/0)
 TEAMS: SEA '14-16; KC '17; NYJ '18; CHI '19; WAS '20; HOU '21



57

TRANSACTIONS: Selected by the Seattle Seahawks with the 32nd pick of the fourth round (132nd overall) of the 2014 NFL Draft...Traded to the Kansas City Chiefs on July 28, 2017...Signed by the New York Jets as an unrestricted free agent on March 23, 2018...Signed by the Chicago Bears as an unrestricted free agent on May 8, 2019...Signed by the Washington Football Team as an unrestricted free agent on March 28, 2020...Signed by the Houston Texans as an unrestricted free agent on March 24, 2021...Placed on the Reserve/Injured List on Sept. 16, 2021...Activated from the Reserve/Injured List on Oct. 23, 2021...Placed on the Reserve/COVID-19 List on Dec. 31, 2021...Activated from the Reserve/COVID-19 List on Jan. 6, 2022.

2021 (Houston 9/1):

- ✦ Played in nine games (one start) in his first year as a Texan and made two defensive tackles (one solo) in addition to eight special teams tackles (seven solo) and one fumble recovery
- ✦ Made his Texans debut at Arizona (10/24) after being activated from the Reserve/Injured List, logging a special teams tackle
- ✦ Led the team with two special teams tackles at Miami (11/7), also recording one fumble recovery on special teams
- ✦ Made his first start of the season and posted two tackles (one solo), including his first defensive tackle as a Texan, in addition to one special teams tackle vs. Indianapolis (12/5)

2020 (Washington 13/11, 1/0):

- ✦ Played in 13 games and set single-season career highs in starts (11), total tackles (56) and tackles for loss (three). Also added 1.0 sack, two passes defended, three quarterback hits and a forced fumble
- ✦ Contributed a career-high 16 total tackles (10 solo) and logged a forced fumble in Week 2 at Arizona (9/20)
- ✦ Totaled six tackles (four solo) and one tackle for loss in Week 11 vs. Cincinnati (11/22)
- ✦ Notched tackles for loss in consecutive games in Weeks 13 and 14

2019 (Chicago 14/3):

- ✦ Appeared in 14 games (three starts), recording 32 total tackles (22 solo), one interception, three passes defended, two tackles for loss, two quarterback hits and five special teams tackles
- ✦ Tallied two passes defended, one quarterback hit and a tackle for loss in Week 14 vs. Dallas (12/5)
- ✦ Produced a season-high 12 total tackles (seven solo) and

one tackle for loss in Week 16 vs. Kansas City (12/22)

- ✦ Intercepted Vikings QB Sean Mannion and contributed six total tackles (two solo) in Week 17 at Minnesota (12/29)

2018 (N.Y. Jets 9/0):

- ✦ Saw action in nine games for the Jets, logging six solo tackles, 1.0 sack, two quarterback hits, one tackle for loss and one forced fumble
- ✦ Blocked a punt in the second quarter of Week 13 vs. Tennessee (12/2) to set up a field goal
- ✦ Strip-sacked Bills QB Josh Allen in the first quarter of Week 14 at Buffalo (12/9)

2017 (Kansas City 14/0, 1/0):

- ✦ Played in 14 games and amassed 35 total tackles (10 solo), two passes defended, one quarterback hit, one tackle for loss and six special teams tackles
- ✦ Totaled a season-high seven tackles (six solo), adding one tackle for loss in Week 9 at Dallas (11/5)
- ✦ Logged seven total tackles (four solo) and a quarterback hit in Week 13 at the N.Y. Jets (12/3)

2016 (Seattle 13/0, 2/0):

- ✦ Appeared in 13 games, primarily on special teams, and accumulated seven total tackles (three solo) and five special teams tackles
- ✦ Contributed a season-high three solo tackles in Week 12 at Tampa Bay (11/27)

2015 (Seattle 14/1, 1/0):

- ✦ Logged 12 total tackles (three solo), one pass defended, one quarterback hit and six special teams tackles in 14 games (one start) for the Seahawks
- ✦ Earned his first career start and produced a season-high 11 total tackles (11 solo) and one pass defended in Week 6 vs. Carolina (10/18)

2014 (Seattle 7/0, 0/0):

- ✦ Played in seven games and notched 10 total tackles (seven solo), one tackle for loss, one fumble recovery and three special teams tackles in his rookie season
- ✦ Recovered a fumble in his second career game in Week 6 vs. Dallas (10/12)
- ✦ Tallied three total tackles (two solo) and one tackle for loss in Week 8 at Carolina (10/26)

COLLEGE:

- ✦ Played four seasons (2010-13) at Boston College in Chestnut Hill, Mass.
- ✦ Started in all 44 games and collected 360 total tackles (214 solo), which was good for the eighth-most in school

TEXANS BIOS

history. Also contributed 8.0 sacks, 23.0 tackles for loss, 12 passes defended, two fumble recoveries, one interception and one forced fumble

- ✦ Earned All-ACC first-team honors as a senior (2013) after notching 108 total tackles (67 solo), 10.5 tackles for loss and 6.0 sacks
- ✦ Garnered All-ACC honorable mention honors in his junior year (2012) when he finished the season ranked fourth on the team with 85 total tackles (51 solo)
- ✦ Started in nine games as a sophomore (2011) and logged 74 total tackles (37 solo)

- ✦ Named to the Rivals.com Freshman All-America team after starting all 13 games and logging the second-most total tackles on the team with 93

PERSONAL:

- ✦ Attended King Low Heywood Thomas in Stamford, Conn.
- ✦ Selected as the 2009-10 Gatorade Connecticut Football Player of the Year when he contributed 159 tackles as a linebacker along with 914 rushing yards and 13 rushing touchdowns as a fullback
- ✦ Also played for the school's basketball and lacrosse teams

KEVIN PIERRE-LOUIS' NFL REGULAR SEASON DEFENSIVE STATISTICS

DATE	TEAM	GP	GS	TACKLES							INTERCEPTIONS					FUMBLES				ST				MISC			
				TK	S	A	TFL	YDS	SK	YDS	QBH	NO	YDS	LG	TD	PD	FF	FR	TD	YDS	TK	S	A	FF	FR	S	A
2014	Seahawks	7	0	10	7	3	1	1	0.0	0.0	0	0	0	0	0	0	0	0	0	0	3	3	0	0	1	0	0
2015	Seahawks	14	1	12	3	9	0	0	0.0	0.0	1	0	0	0	0	1	0	0	0	0	6	5	1	0	0	0	0
2016	Seahawks	13	0	7	3	4	0	0	0.0	0.0	0	0	0	0	0	0	0	0	0	0	5	4	1	0	0	0	0
2017	Chiefs	13	0	35	25	10	1	4	0.0	0.0	1	0	0	0	0	2	0	0	0	0	6	6	0	0	0	0	0
2018	Jets	9	0	4	4	0	1	1	1.0	0.0	2	0	0	0	0	0	1	0	0	0	3	2	1	0	0	0	0
2019	Bears	14	3	32	22	10	2	4	0.0	0.0	2	1	2	2	0	3	0	0	0	0	5	5	0	0	0	0	0
2020	Washington	13	11	56	36	20	3	16	1.0	9.0	2	0	0	0	0	2	1	0	0	0	0	0	0	0	0	0	0
2021	Texans	9	1	2	1	1	0	0	0.0	0.0	0	0	0	0	0	0	0	0	0	0	8	7	1	0	1	0	0
NFL TOTALS		92	16	158	101	57	8	26	2.0	9.0	8	1	2	2	0	8	2	0	0	0	36	32	4	0	2	0	0

KEVIN PIERRE-LOUIS' NFL POSTSEASON DEFENSIVE STATISTICS

DATE	TEAM	GP	GS	TACKLES							INTERCEPTIONS					FUMBLES				ST				MISC				
				TK	S	A	TFL	YDS	SK	YDS	QBH	NO	YDS	LG	TD	PD	FF	FR	TD	YDS	TK	S	A	FF	FR	S	A	
2014	Seahawks	0	0	0	0	0	0	0	0.0	0.0	0	0	0	0	0	0	0	0	0	0	0	0	0	0	0	0	0	0
2015	Seahawks	1	0	0	0	0	0	0	0.0	0.0	0	0	0	0	0	0	0	0	0	0	1	1	0	0	0	0	0	0
2016	Seahawks	2	0	0	0	0	0	0	0.0	0.0	0	0	0	0	0	0	0	0	0	0	0	0	0	0	0	0	0	0
2017	Chiefs	1	0	5	3	2	0	0	0.0	0.0	0	0	0	0	0	1	0	0	0	0	1	1	0	0	0	0	0	0
2020	Washington	1	0	0	0	0	0	0	0.0	0.0	0	0	0	0	0	0	0	0	0	0	1	0	1	0	0	0	0	0
NFL TOTALS		5	0	5	3	2	0	0	0.0	0.0	0	0	0	0	0	1	0	0	0	0	3	2	1	0	0	0	0	0

SINGLE-GAME HIGHS: DEFENSIVE

Total Tackles 16 at Arizona Cardinals, Sep 20, 2020
Sacks 1.0 at San Francisco 49ers, Dec 13, 2020
 ...1 more at 1.0.
Passes Defensed 2 vs. Dallas Cowboys, Dec 05, 2019
Forced Fumbles 1 at Arizona Cardinals, Sep 20, 2020
 ...1 more at 1.
Tackles For Loss 1 at San Francisco 49ers, Dec 13, 2020
 ...7 more at 1.

Interceptions 1 at Minnesota Vikings, Dec 29, 2019
Interception Return Yards 2 at Minnesota Vikings, Dec 29, 2019
Special Teams Tackles 2 vs. Indianapolis Colts, Dec 05, 2021
 ...3 more at 2.
Special Teams Fumble Recoveries 1 at Miami Dolphins, Nov 07, 2021
 ...1 more at 1.

SINGLE-GAME HIGHS - POSTSEASON: DEFENSIVE

Total Tackles 5 vs. Tennessee Titans, Jan 06, 2018
Forced Fumbles 1 vs. Tennessee Titans, Jan 06, 2018

Special Teams Tackles 1 vs. Tampa Bay Buccaneers, Jan 09, 2021
 ...2 more at 1.

TEXANS BIOS

2021 GAME-BY-GAME REGULAR-SEASON STATISTICS (TEXANS)

W	DATE	OPPONENT	P/S	TACKLES						INTERCEPTIONS					FUMBLES			ST				MISC		W/L/T	SCORE			
				TK	S	A	SK	YDS	TFL	YDS	QBH	NO	YDS	LG	TD	PD	FF	FR	TD	YDS	TK	S	A			FF	FR	S
01	09/12	Jaguars		INACTIVE																							W	37-21
02	09/19	at Browns		RESERVE/INJURED																							L	21-31
03	09/23	Panthers		RESERVE/INJURED																							L	9-24
04	10/03	at Bills		RESERVE/INJURED																							L	0-40
05	10/10	Patriots		INJURED RESERVE - DESIGNATED FOR RETURN																							L	22-25
06	10/17	at Colts		INJURED RESERVE - DESIGNATED FOR RETURN																							L	3-31
07	10/24	at Cardinals	P	0	0	0	0.0	0.0	0	0	0	0	0	0	0	0	0	0	0	1	1	0	0	0	0	0	L	5-31
08	10/31	Rams	P	0	0	0	0.0	0.0	0	0	0	0	0	0	0	0	0	0	0	1	1	0	0	0	0	0	L	22-38
09	11/07	at Dolphins	P	0	0	0	0.0	0.0	0	0	0	0	0	0	0	0	0	0	2	2	0	0	1	0	0	L	9-17	
11	11/21	at Titans	P	0	0	0	0.0	0.0	0	0	0	0	0	0	0	0	0	0	1	1	0	0	0	0	0	W	22-13	
12	11/28	Jets	P	0	0	0	0.0	0.0	0	0	0	0	0	0	0	0	0	0	0	0	0	0	0	0	0	L	14-21	
13	12/05	Colts	S	2	1	1	0.0	0.0	0	0	0	0	0	0	0	0	0	2	1	1	0	0	0	0	L	0-31		
14	12/12	Seahawks		INACTIVE																							L	13-33
15	12/19	at Jaguars	P	0	0	0	0.0	0.0	0	0	0	0	0	0	0	0	0	0	1	1	0	0	0	0	0	W	30-16	
16	12/26	Chargers	P	0	0	0	0.0	0.0	0	0	0	0	0	0	0	0	0	0	0	0	0	0	0	0	0	W	41-29	
17	01/02	at 49ers		RESERVE/COVID-19																							L	7-23
18	01/09	Titans	P	0	0	0	0.0	0.0	0	0	0	0	0	0	0	0	0	0	0	0	0	0	0	0	0	L	25-28	
2021 TOTALS			9-1	2	1	1	0.0	0.0	0	0	0	0	0	0	0	0	0	8	7	1	0	1	0	0	4-13			



JUSTIN REID

DEFENSIVE BACK

6-1 | 203 | STANFORD

HOMETOWN: PRAIRIEVILLE, LA. | AGE: 24
 4TH NFL SEASON | 4TH WITH TEXANS | ACQUIRED: D3A-'18
 2021 GP/GS: 13/13 | CAREER GP/GS (POST): 57/53 (3/3)
 TEAMS: HOU '18-21



20

TRANSACTIONS: Selected by the Houston Texans with the fourth pick of the third round (68th overall) in the 2018 NFL Draft...Placed on the Reserve/COVID-19 List on Jan. 3, 2022.

2021 (Houston 13/13):

- ✦ Started in 13 games games while recording 64 tackles (39 solo), two tackles for loss, two interceptions, one fumble recovery and two special teams tackles
- ✦ Started in the season opener vs. Jacksonville (9/12), recording an interception and returning it 21 yards to surpass 200 career interception return yards (204)
- ✦ Logged four tackles (all solo) and one forced fumble at Cleveland (9/19). Intercepted a pass from QB Baker Mayfield and returned it 25 yards
- ✦ Tied his season high with six tackles (three solo) and recorded one pass defended vs. New England (10/10)
- ✦ Led the team with 10 tackles (five solo) vs. the L.A. Rams (10/31), the fourth game of his career with 10-or-more tackles
- ✦ Posted four tackles (two solo) vs. Seattle (12/12)
- ✦ Tied his second-highest mark of the season with seven tackles (three solo) vs. the L.A. Chargers (12/26)
- ✦ Made a season-high two tackles for loss in addition to six tackles (five solo) at San Francisco (1/2/22). Shared a tackle for a loss of three yards with DL Jacob Martin on RB Elijah Mitchell to force a turnover on downs

2020 (Houston 13/13):

- ✦ Started 13 games and tied his career high in total tackles (81), while adding six tackles for loss, 2.0 sacks, four quarterback hits, four passes defended and two special teams tackles
- ✦ Started in the season opener at Kansas City (9/10) and notched five solo tackles and one pass defended
- ✦ Tied his career high with 10 total tackles (eight solo) and added one tackle for loss vs. Baltimore (9/20), becoming the sixth defensive back in franchise history with at least 10 total tackles and one tackle for loss in a game
- ✦ Recorded seven total tackles (five solo), one pass defended and his first career blocked kick when he batted Titans K Stephen Gostkowski's 27-yard field goal attempt in the third quarter (10/18)
- ✦ Notched six total tackles (five solo), including one on fourth down to stop RB James Robinson and turn the ball over on downs in the fourth quarter at Jacksonville (11/8)
- ✦ Recorded nine total tackles (seven solo), three tackles for loss, 1.0 sack and two quarterback hits vs. New England (11/22) as he became the second defensive back in franchise history with three tackles for loss in a single

- game
- ✦ Recorded eight total tackles (five solo), 1.0 sack, one tackle for loss and two quarterback hits at Detroit (11/26) and became the fourth defensive back in franchise history with a sack in back-to-back games
- ✦ Totaled seven tackles (six solo), one tackle for loss and one special teams tackle vs. Indianapolis (12/6) and became the fourth defensive back in franchise history with a tackle for loss in three consecutive games

2019 (Houston 15/15, 2/2):

- ✦ Played in 15 games (15 starts) in his second season and finished third on the defense with 78 tackles (57 solo) and added one tackle for loss, one quarterback hit, two interceptions and one fumble recovery
- ✦ Started in both postseason games and tallied 10 total tackles (seven solo), one tackle for loss and one pass defended
- ✦ Led the team with 10 total tackles (eight solo) in the season opener at New Orleans (9/9), which set a single-game career high
- ✦ Finished with four total tackles (two solo) vs. Jacksonville (9/15), including a stop on Jaguars RB Leonard Fournette on a two-point conversion attempt with 30 seconds left in the game
- ✦ Tied his single-game career high with 10 total tackles (nine solo) vs. Carolina (9/29)
- ✦ Registered his first pass defended of the season and added five total tackles (three solo) vs. Oakland (10/27)
- ✦ Logged two total tackles (two solo), one pass defended and his fourth career interception against Jacksonville in London (11/3), picking of Jaguars QB Gardner Minshew II in the fourth quarter and returning it 37 yards to the Jaguars' three-yard line
- ✦ Tallied six total tackles (five solo) and one pass defended at Tennessee (12/15), including a pass breakup that was intercepted by OLB Whitney Mercilus and returned 86 yards
- ✦ Finished with four total tackles (four solo), one interception, one fumble recovery and one pass defended at Tampa Bay (12/21). Became the ninth player in franchise history to record an interception and fumble recovery in the same game and the first since Tyrann Mathieu in Week 1 of 2018 at New England
- ✦ Posted seven total tackles (four solo) and his first career postseason tackle for loss in the win over Buffalo in the Wild Card Round (1/4/20)
- ✦ Finished with three total tackles (three solo) and one pass defended in the Divisional Round at Kansas City (1/12/20)

TEXANS BIOS

2018 (Houston 16/12, 1/1):

- ✔ Compiled 81 total tackles, three interceptions including one returned 101 yards for a touchdown, 10 passes defended, one quarterback hit, two tackles for loss, one forced fumble, two fumble recoveries and seven special teams tackles in 16 games as a rookie
- ✔ Notched one solo tackle and one pass defended, breaking up a Patriots QB Tom Brady pass attempt to TE Rob Gronkowski on 3rd and 4, in his NFL debut at New England (9/9)
- ✔ Recorded five total tackles (four solo) and one quarterback hit, forcing Titans QB Blaine Gabbert to commit intentional grounding in the first start of his NFL career
- ✔ Finished with a six total tackles (five solo) and recorded his first career interception vs. Dallas (10/7)
- ✔ Intercepted Cowboys QB Dak Prescott in the 3rd quarter to set up a game-tying 21-yard field goal by K Ka’imi Fairbairn (10/7)
- ✔ Tallied a career-high eight total tackles (four solo), one interception, two passes defended and one special teams tackle vs. Miami (10/25). Became the first player in the NFL since 49ers S Jimmie Ward in Week 14 of the 2016 season to record eight tackles, one interception, two passes defended and a special teams tackle in a single game
- ✔ Led the team with a career-high nine total tackles (eight solo), one fumble recovery and one special teams tackle at Denver (11/4)
- ✔ Recorded three total tackles (one solo), two passes defended and one interception returned for a touchdown at Washington (11/18). His 101-yard interception return tied for the second-longest interception return touchdown by a rookie in league history, trailing only Pete Barnum’s 103-yard return in 1926
- ✔ Tallied three total tackles (two solo) and his first career tackle for loss vs. Tennessee (11/26)
- ✔ Recorded four total tackles (three solo), two passes defended and his first career forced fumble vs. Cleveland (12/2)
- ✔ Finished with seven total tackles (six solo), one tackle for

- loss and two special teams tackles vs. Indianapolis (12/9)
- ✔ Registered seven solo tackles, one fumble recovery and one special teams tackle at Philadelphia (12/23)
- ✔ Finished with four total tackles (one solo), one pass defended and one tackle on special teams vs. Jacksonville (12/30)
- ✔ Recorded three total tackles (one solo) and two passes defended in his postseason debut in the Wild Card Round vs. Indianapolis (1/5/19)

COLLEGE:

- ✔ Played three seasons at Stanford (Calif.) University (2015-17), where he recorded 179 total tackles (105 solo), 20 passes defended, 10.5 tackles for loss, two interceptions, one fumble recovery and 1.0 sack in 39 career games played
- ✔ As a junior, ranked first among Pac-12 players and 11th nationally with five interceptions and ✔ compiled 99 total tackles (52 solo), 6.5 tackles for loss, 1.0 sack and six pass breakups, earning FWAA All-America Second Team (defensive back) honors, AP All-America Second Team (safety) honors, All-Pac-12 First Team honors, Pac-12 All-Academic Second Team honors and was a Jim Thorpe Award semifinalist
- ✔ 14th among Pac-12 players with 7.1 tackles/game
- ✔ Played in 13 games as a sophomore and logged 57 tackles (37 solo), 4.0 tackles for loss and seven pass breakups, earning him All-Pac-12 honorable mention
- ✔ Saw action in 12 games as a true freshman and recorded 23 total tackles (16 solo), one interception and one pass breakup

PERSONAL:

- ✔ Son of Eric Reid Sr. and Sharon Guillory-Reid
- ✔ Father ran track at LSU
- ✔ Mother was a tight end and defensive end for the Baton Rouge Wildcats of the Women’s American Football League
- ✔ Brother, Eric, played football at LSU and was a first-round selection by the San Francisco 49ers
- ✔ Attended Dutchtown (La.) High School
- ✔ Earned all-state honors in 2013 and 2014
- ✔ Also lettered in track and field and soccer

JUSTIN REID'S NFL REGULAR SEASON DEFENSIVE STATISTICS

DATE	TEAM	GP	GS	TACKLES								INTERCEPTIONS					FUMBLES				ST				MISC		
				TK	S	A	TFL	YDS	SK	YDS	QBH	NO	YDS	LG	TD	PD	FF	FR	TD	YDS	TK	S	A	FF	FR	S	A
2018	Texans	16	12	81	64	17	2	6	0.0	0.0	1	3	128	101t	1	10	1	2	0	1	7	6	1	0	0	0	0
2019	Texans	15	15	78	57	21	1	0	0.0	0.0	1	2	55	37	0	5	0	1	0	0	0	0	0	0	0	0	
2020	Texans	13	13	81	60	21	6	27	2.0	16.0	4	0	0	0	0	4	0	0	0	0	2	2	0	0	0	0	
2021	Texans	13	13	64	39	25	2	2	0.0	0.0	0	2	45	24	0	4	1	0	0	0	2	2	0	0	0	0	
NFL TOTALS		57	53	304	220	84	11	35	2.0	16.0	6	7	228	101T	1	23	2	3	0	1	11	10	1	0	0	0	

JUSTIN REID'S NFL POSTSEASON DEFENSIVE STATISTICS

DATE	TEAM	GP	GS	TACKLES								INTERCEPTIONS					FUMBLES				ST				MISC	
				TK	S	A	TFL	YDS	SK	YDS	QBH	NO	YDS	LG	TD	PD	FF	FR	TD	YDS	TK	S	A	FF	FR	S
2018	Texans	1	1	3	2	1	0	0	0.0	0.0	0	0	0	0	0	2	0	0	0	0	0	0	0	0	0	0
2019	Texans	2	2	10	7	3	1	0	0.0	0.0	0	0	0	0	0	1	0	0	0	0	0	0	0	0	0	
NFL TOTALS		3	3	13	9	4	1	0	0.0	0.0	0	0	0	0	0	3	0	0	0	0	0	0	0	0	0	

TEXANS BIOS

SINGLE-GAME HIGHS: DEFENSIVE

Total Tackles	10 vs. Los Angeles Rams, Oct 31, 2021 ...3 more at 10.	Tackles For Loss	3 vs. New England Patriots, Nov 22, 2020
Sacks	1.0 at Detroit Lions, Nov 26, 2020 ...1 more at 1.0.	Interceptions	1 at Cleveland Browns, Sep 19, 2021 ...6 more at 1.
Passes Defensed	2 vs. Cleveland Browns, Dec 02, 2018 ...2 more at 2.	Interception Return Yards	101 at Washington Football Team, Nov 18, 2018
Forced Fumbles	1 at Cleveland Browns, Sep 19, 2021 ...1 more at 1.	Special Teams Tackles	2 vs. Indianapolis Colts, Dec 09, 2018
Fumble Recoveries	1 at Tampa Bay Buccaneers, Dec 21, 2019 ...2 more at 1.	Longest Opponent's Fumble Return	1 at Denver Broncos, Nov 04, 2018

SINGLE-GAME HIGHS - POSTSEASON: DEFENSIVE

Total Tackles	7 vs. Buffalo Bills, Jan 04, 2020	Tackles For Loss	1 vs. Buffalo Bills, Jan 04, 2020
Passes Defensed	2 vs. Indianapolis Colts, Jan 05, 2019		

2021 GAME-BY-GAME REGULAR-SEASON STATISTICS (TEXANS)

W	DATE	OPPONENT	P/S	TACKLES							INTERCEPTIONS					FUMBLES				ST			MISC		W/L	SCORE								
				TK	S	A	SK	YDS	TFL	YDS	QBH	NO	YDS	LG	TD	PD	FF	FR	TD	YDS	TK	S	A	FF			FR	S	A					
01	09/12	Jaguars	S	4	2	2	0.0	0.0	0	0	0	1	21	21	0	1	0	0	0	0	0	0	0	0	0	0	0	0	0	0	0	0	W	37-21
02	09/19	at Browns	S	4	4	0	0.0	0.0	0	0	0	1	24	24	0	1	1	0	0	0	0	0	0	0	0	0	0	0	0	0	0	L	21-31	
03	09/23	Panthers		INACTIVE																								L	9-24					
04	10/03	at Bills	S	6	5	1	0.0	0.0	0	0	0	0	0	0	0	0	0	0	0	0	0	0	0	0	0	0	0	0	0	0	L	0-40		
05	10/10	Patriots	S	6	3	3	0.0	0.0	0	0	0	0	0	0	0	1	0	0	0	0	0	0	0	0	0	0	0	0	0	0	L	22-25		
06	10/17	at Colts	S	1	1	0	0.0	0.0	0	0	0	0	0	0	0	1	0	0	0	0	0	0	0	0	0	0	0	0	0	L	3-31			
07	10/24	at Cardinals	S	7	4	3	0.0	0.0	0	0	0	0	0	0	0	0	0	0	0	0	0	0	0	1	1	0	0	0	0	L	5-31			
08	10/31	Rams	S	10	5	5	0.0	0.0	0	0	0	0	0	0	0	0	0	0	0	0	0	0	0	0	0	0	0	0	0	L	22-38			
09	11/07	at Dolphins	S	1	1	0	0.0	0.0	0	0	0	0	0	0	0	0	0	0	0	0	0	0	0	0	0	0	0	0	0	L	9-17			
11	11/21	at Titans	S	2	1	1	0.0	0.0	0	0	0	0	0	0	0	0	0	0	0	0	0	0	0	0	0	0	0	0	0	W	22-13			
12	11/28	Jets		INACTIVE																								L	14-21					
13	12/05	Colts	S	6	3	3	0.0	0.0	0	0	0	0	0	0	0	0	0	0	0	0	0	0	0	1	1	0	0	0	0	L	0-31			
14	12/12	Seahawks	S	4	2	2	0.0	0.0	0	0	0	0	0	0	0	0	0	0	0	0	0	0	0	0	0	0	0	0	0	L	13-33			
15	12/19	at Jaguars		INACTIVE																								W	30-16					
16	12/26	Chargers	S	7	3	4	0.0	0.0	0	0	0	0	0	0	0	0	0	0	0	0	0	0	0	0	0	0	0	0	0	W	41-29			
17	01/02	at 49ers		RESERVE/COVID-19																								L	7-23					
18	01/09	Titans		RESERVE/COVID-19																								L	25-28					
2021 TOTALS			12-12	58	34	24	0.0	0.0	0	0	0	2	45	24	0	4	1	0	0	0	0	2	2	0	0	0	0	0	0	4-13				



DEREK RIVERS

DEFENSIVE LINEMAN

6-5 | 250 | YOUNGSTOWN STATE

HOMETOWN: KINSTON, N.C. | AGE: 27

5TH NFL SEASON | 1ST WITH TEXANS | ACQUIRED: UFA-'21 (LAR)

2021 GP/GS: 5/1 | CAREER GP/GS (POST): 24/1 (3/0)

TEAMS: NE '17-'20; LAR '20; HOU '21



95

TRANSACTIONS: Selected by the New England Patriots with the 19th pick of the third round (83rd overall) of the 2017 NFL Draft...Waived by the Patriots on Nov. 21, 2020...Claimed off of waivers by the Los Angeles Rams on Nov. 24, 2020...Signed by the Houston Texans as an unrestricted free agent on March 23, 2021...Released by the Texans on Aug. 31, 2021...Signed to the Texans practice squad on Sept. 1, 2021...Elevated to the Texans active roster on Nov. 20, 2021...Reverted back to the Texans practice squad on Nov. 22, 2021...Signed to the Texans active roster on Nov. 24, 2021...Placed on the Reserve/COVID-19 List on Dec. 20, 2021...Activated from the Reserve/COVID-19 List on Dec. 29, 2021.

2021 (Houston 5/1):

- ✦ Appeared in five games (one start) and notched nine tackles (seven solo), two tackles for loss, 1.0 sack and one quarterback hit
- ✦ Played in his first game as a Texan and notched two tackles (both solo) at Tennessee (11/21)
- ✦ Made his first career start and recorded three tackles (two solo), 1.0 sack, one quarterback hit and a career-high two tackles for loss at Jacksonville (12/19). Sacked QB Trevor Lawrence for an 11-yard loss in the third quarter, his first sack as a Texan

2020 (L.A. Rams 5/0, 2/0; New England 8/0):

- ✦ Spent the first 10 weeks of the season with the Patriots and totaled 1.5 sacks, four quarterback hits and a tackle for loss
- ✦ Produced 1.0 sack for a nine-yard loss in Week 1 vs. Miami (9/13)
- ✦ Claimed off waivers by the Rams prior to Week 12 and played in five regular season games, contributing one tackle for loss

2019 (New England 0/0, 0/0):

- ✦ Spent the entire season on the Reserve/Injured list

2018 (New England 6/0, 1/0):

- ✦ Appeared in six games and logged two solo tackles, 1.0 sack, two quarterback hits and a tackle for loss
- ✦ Contributed his first sack of the season for a 10-yard loss in Week 17 vs. the N.Y. Jets (12/30)

2017 (New England 0/0, 0/0):

- ✦ Spent the entire season on the Reserve/Injured list

COLLEGE:

- ✦ Played four seasons (2013-16) at Youngstown (Ohio) State University
- ✦ AP Second-Team All-America selection and a finalist for the Buck Buchanan Award for the nation's top FCS Defensive Player as a senior (2016). Credited with 58 total tackles (44 solos), 19.5 tackles for loss and 15 sacks and led the Penguins to a National Championship Game appearance
- ✦ First-team All-Missouri Valley Football Conference selection as a junior (2015) after notching 52 total tackles (37 solo), 15.5 tackles for loss and nine sacks
- ✦ In his sophomore season (2014), earned first-team All-Missouri Valley Football Conference honors after playing in 12 games (11 stats) and producing 17 tackles for loss and 14 sacks
- ✦ Had a successful freshman season (2013) after appearing in 10 games and posting 13 tackles (seven solo) and 3.0 sacks

PERSONAL:

- ✦ Attended Fork Union (Va.) Military Academy for a prep season after attending Kinston (N.C.) High School
- ✦ Helped Kinston advanced to the NCHSAA 2A State Championship Game during his senior season (2011)
- ✦ Also played basketball in high school and won an NCHSAA 2A Championship in 2011-12

TEXANS BIOS

DEREK RIVERS' NFL REGULAR SEASON DEFENSIVE STATISTICS

DATE	TEAM	GP	GS	TACKLES							INTERCEPTIONS						FUMBLES				ST				MISC		
				TK	S	A	TFL	YDS	SK	YDS	QBH	NO	YDS	LG	TD	PD	FF	FR	TD	YDS	TK	S	A	FF	FR	S	A
2017	Patriots	0	0	0	0	0	0	0	0.0	0.0	0	0	0	0	0	0	0	0	0	0	0	0	0	0	0	0	0
2018	Patriots	6	0	2	2	0	1	10	1.0	10.0	2	0	0	0	0	0	0	0	0	0	0	0	0	0	0	0	0
2019	Patriots	0	0	0	0	0	0	0	0.0	0.0	0	0	0	0	0	0	0	0	0	0	0	0	0	0	0	0	0
2020	Patriots	8	0	4	1	3	1	9	1.5	10.0	4	0	0	0	0	0	0	0	0	0	0	0	0	0	0	0	0
2020	Rams	5	0	1	1	0	1	4	0.0	0.0	0	0	0	0	0	0	0	0	0	0	0	0	0	0	0	0	0
2020	TOTAL	13	0	5	2	3	2	13	1.5	10.0	4	0	0	0	0	0	0	0	0	0	0	0	0	0	0	0	0
2021	Texans	5	1	9	7	2	2	12	1.0	11.0	1	0	0	0	0	0	0	0	0	0	0	0	0	0	0	0	0
NFL TOTALS		24	1	16	11	5	5	35	3.5	31.0	7	0	0	0	0	0	0	0	0	0	0	0	0	0	0	0	0

DEREK RIVERS' NFL POSTSEASON DEFENSIVE STATISTICS

DATE	TEAM	GP	GS	TACKLES							INTERCEPTIONS						FUMBLES				ST				MISC		
				TK	S	A	TFL	YDS	SK	YDS	QBH	NO	YDS	LG	TD	PD	FF	FR	TD	YDS	TK	S	A	FF	FR	S	A
2017	Patriots	0	0	0	0	0	0	0	0.0	0.0	0	0	0	0	0	0	0	0	0	0	0	0	0	0	0	0	0
2018	Patriots	1	0	0	0	0	0	0	0.0	0.0	0	0	0	0	0	0	0	0	0	0	0	0	0	0	0	0	0
2019	Patriots	0	0	0	0	0	0	0	0.0	0.0	0	0	0	0	0	0	0	0	0	0	0	0	0	0	0	0	0
2020	Rams	2	0	0	0	0	0	0	0.0	0.0	0	0	0	0	0	0	0	0	0	0	0	0	1	1	0	0	0
NFL TOTALS		3	0	0	0	0	0	0	0.0	0.0	0	0	0	0	0	0	0	0	0	0	0	0	1	1	0	0	0

SINGLE-GAME HIGHS: DEFENSIVE

Total Tackles 3 at Jacksonville Jaguars, Dec 19, 2021
Sacks 1.0 vs. Miami Dolphins, Sep 13, 2020
 ...1 more at 1.0.

Tackles For Loss 2 at Jacksonville Jaguars, Dec 19, 2021

SINGLE-GAME HIGHS - POSTSEASON: DEFENSIVE

Special Teams Tackles

1 at Seattle Seahawks, Jan 09, 2021

2021 GAME-BY-GAME REGULAR-SEASON STATISTICS (TEXANS)

W	DATE	OPPONENT	P/S	TACKLES							INTERCEPTIONS						FUMBLES				ST				MISC		W/L	SCORE
				TK	S	A	SK	YDS	TFL	YDS	QBH	NO	YDS	LG	TD	PD	FF	FR	TD	YDS	TK	S	A	FF	FR	S		
	01	09/12																									W	37-21
	02	09/19																									L	21-31
	03	09/23																									L	9-24
	04	10/03																									L	0-40
	05	10/10																									L	22-25
	06	10/17																									L	3-31
	07	10/24																									L	5-31
	08	10/31																									L	22-38
	09	11/07																									L	9-17
	11	11/21																									W	22-13
	12	11/28	P	1	1	0	0.0	0.0	0	0	0	0	0	0	0	0	0	0	0	0	0	0	0	0	0	0	L	14-21
	13	12/05	P	2	1	1	0.0	0.0	0	0	0	0	0	0	0	0	0	0	0	0	0	0	0	0	0	0	L	0-31
	14	12/12	P	1	1	0	0.0	0.0	0	0	0	0	0	0	0	0	0	0	0	0	0	0	0	0	0	0	L	13-33
	15	12/19																									W	30-16
	16	12/26																									W	41-29
	17	01/02																									L	7-23
	18	01/09																									L	25-28
2021 TOTALS			3-0	4	3	1	0.0	0.0	0	0	0	0	0	0	0	0	0	0	0	0	0	0	0	0	0	0	0	4-13



MAX SCHARPING

OFFENSIVE LINEMAN

6-6 | 327 | NORTHERN ILLINOIS

HOMETOWN: GREEN BAY, WIS. | AGE: 25
 3RD NFL SEASON | 3RD WITH TEXANS | ACQUIRED: D2B-'19
 2021 GP/GS: 17/11 | CAREER GP/GS (POST): 48/33 (2/2)
 TEAMS: HOU '19-21



74

TRANSACTIONS: Selected by the Houston Texans with the 23rd pick in the second round (55th overall) of the 2019 NFL Draft.

2021 (Houston 16/11):

- ✦ Played in 16 games with 11 starts at right guard
- ✦ Started the season opener vs. Jacksonville (9/12) and helped the offense score 37 points, the highest Week 1 point total in franchise history
- ✦ Blocked for QB Davis Mills vs. New England (10/10), helping him become the first rookie quarterback in NFL history to finish a game with 300-plus passing yards, three-plus passing touchdowns and a passer rating of 140.0 or higher
- ✦ Helped pave the way for a rushing attack that combined for 124 yards on the ground and averaged 4.3 yards per carry at Indianapolis (10/17)
- ✦ Blocked for QB Davis Mills vs. the L.A. Rams (10/31) as he threw for 310 yards and completed 29-of-38 passes (76.3 percent), the best completion percentage of his career
- ✦ Stepped in for injured OL Justin McCray and helped block for a rushing attack that totaled 96 yards on 24 attempts, averaging 4.0 yards per carry vs. the N.Y. Jets (11/28)
- ✦ Blocked for QB Davis Mills as he threw for 209 yards, two touchdowns and a passer rating of 92.2 in the win at Jacksonville (12/19)
- ✦ Blocked for a rushing attack that gained a season-high 189 yards and two touchdowns on the ground, averaging 5.3 yards per carry vs. the L.A. Chargers (12/26)
- ✦ Helped protect QB Davis Mills vs. Tennessee (1/9/22) as he completed 23-of-33 passes (69.7 percent) for 301 yards, three touchdowns and a passer rating of 128.5

2020 (Houston 15/8):

- ✦ Played in 15 games (eight starts) in his second season with the team, which recorded the highest passing yards per play in the NFL (8.31)
- ✦ Started at left guard at Kansas City (9/10) in which the Texans rushed for 5.4 yards per attempt
- ✦ Started at left guard as part of an offensive line that did not allow a sack and helped QB Deshaun Watson pass for 344 yards and two touchdowns vs. New England (11/22)
- ✦ Blocked for QB Deshaun Watson at left guard as Watson passed for 318 yards and four passing touchdowns at Detroit (11/26)
- ✦ Came in at left guard after Brent Qvale went out injured and helped the Texans offense average a franchise record 9.6 yards per play vs. Cincinnati (12/27)

2019 (Houston 16/14, 2/2):

- ✦ Played in all 16 games (14 starts) as a rookie at left guard and helped the rushing attack average 4.63 yards per carry, which marked the second-best clip in Texans history and the most since 2010
- ✦ Made his NFL debut in the season opener at New Orleans (9/9) and saw action on special teams
- ✦ Notched his first-career NFL start, starting at left guard in the Week 3 win over the L.A. Chargers (9/22). Part of an offensive line that helped block for QB Deshaun Watson's 351-yard three-touchdown performance
- ✦ Played in every offensive snap at left guard vs. Atlanta (10/6), protecting QB Deshaun Watson who registered 426 passing yards and five passing touchdowns
- ✦ Started at left guard at Kansas City (10/13) as part of an offensive line that did not allow a sack on QB Deshaun Watson for the second-consecutive week, the first time the Texans had accomplished the feat since Weeks 1-2 of the 2014 season
- ✦ Started at left guard as part of an offensive line that blocked for 388 yards of total offense vs. Oakland (10/27)
- ✦ Started at left guard in the win over Jacksonville at Wembley Stadium in London (11/3) as part of an offensive line that paved the way for 216 total rushing yards, the most rushing yards in a single game since Week 12 of the 2018 season vs. Tennessee (281) and the second-most yards in a game under Head Coach Bill O'Brien (2014-19)
- ✦ Started at left guard vs. Indianapolis (11/21) and helped block for 396 total net yards of offense, the eighth time on the season the Texans posted more than 350 total net yards
- ✦ Helped block for 276 net yards and four total touchdowns on offense as a starter at left guard vs. New England (12/1)
- ✦ Played every offensive snap as part of an offensive line that only allowed one sack at Tennessee (12/15) and helped pave the way for RB Carlos Hyde's 104 rushing yards
- ✦ Started at left guard in the Wild Card Round vs. Buffalo (1/4/20), which was his first career playoff game, and helped the offense record 141 total rushing yards, the third-most rushing yards in a postseason game in franchise history
- ✦ Started at left guard in the Divisional Round at Kansas City (1/12/20) and helped the offense gain the most total net yards (442) and most net passing yards (348) in a postseason game in franchise history

COLLEGE:

- ✦ Played four seasons (2015-18) at Northern Illinois

TEXANS BIOS

- University in DeKalb, Ill. after redshirting the 2014 campaign
- Started every game of his college career (53 games) and did not miss a snap as a senior in 2018
- Earned All-MAC honors at right tackle in 2016 and left tackle in 2017
- Did not miss a snap in 2018 after starting all 14 games and leading the Huskies to a MAC Championship, earning a \$13,000 scholarship as a National Football Foundation Scholar-Athlete and was one of 12 finalists for the Williams Campbell Trophy.
- Earned first-team All-MAC honors at left tackle after starting all 13 games in 2017, leading the way for Huskie running backs to run for more than 100 yards in four games. Named to the Academic All-MAC for the third time and was a MAC Distinguished Scholar-Athlete
- Earned All-MAC honors at right tackle
- Started every game for a second-consecutive year,

- including seven starts at right guard, also earning All-MAC honors at right tackle. Was a member of an offensive line that led the nation in fewest sacks allowed with eight
- Started all 14 games for the Huskies as a freshman in 2015 and was named to the FWAA Freshman All-American Team as the MAC's only representative on the team. Earned Academic All-MAC and MAC Distinguished Scholar Athlete recognition
- Redshirted his first season at Northern Illinois in 2014

PERSONAL:

- Attended Southwest High School in Green Bay, Wisc.
- Named first-team all-state as a senior in 2013
- Three-time all-conference and two-time all-area selection
- Started all but one game over three seasons on the offensive and defensive lines
- Earned his undergraduate degree in kinesiology and completed his master's degree in December 2018

2021 GAME-BY-GAME REGULAR-SEASON STATISTICS (TEXANS)

W	DATE	OPPONENT	P/S	W/L	SCORE
01	09/12	Jaguars	S	W	37-21
02	09/19	at Browns	S	L	21-31
03	09/23	Panthers	S	L	9-24
04	10/03	at Bills	S	L	0-40
05	10/10	Patriots	S	L	22-25
06	10/17	at Colts	S	L	3-31
07	10/24	at Cardinals	S	L	5-31
08	10/31	Rams	S	L	22-38
09	11/07	at Dolphins	P	L	9-17
11	11/21	at Titans	P	W	22-13
12	11/28	Jets	P	L	14-21
13	12/05	Colts	S	L	0-31
14	12/12	Seahawks	P	L	13-33
15	12/19	at Jaguars	S	W	30-16
16	12/26	Chargers	S	W	41-29
17	01/02	at 49ers	P	L	7-23
18	01/09	Titans	P	L	25-28
2021 TOTALS			17-11	4-13	



CHRIS SMITH

DEFENSIVE LINEMAN

6-1 | 266 | ARKANSAS

HOMETOWN: MOUNT ULLA, N.C. | AGE: 29

7TH NFL SEASON | 1ST WITH TEXANS | ACQUIRED: FA-'21

2021 GP/GS: 4/0 | CAREER GP/GS: 72/2

TEAMS: JAX '14-16; CIN '17; CLE '18-19; LV '20; BAL '21; HOU '21



92

TRANSACTIONS: Selected by the Jacksonville Jaguars in the fifth round (159th overall) of the 2014 NFL Draft...Released by the Jaguars on Sept. 13, 2014...Signed to the Jaguars practice squad on Sept. 16, 2014...Elevated to the Jaguars active roster on Oct. 20, 2014...Traded to the Cincinnati Bengals on April 11, 2017...Signed by the Cleveland Browns on March 15, 2018...Released by the Browns on Dec. 3, 2019...Signed by the Carolina Panthers on March 5, 2020...Released by the Panthers on July 30, 2020...Signed by the Las Vegas Raiders on Aug. 24, 2020...Released by the Raiders on Sept. 5, 2020...Signed to the Raiders practice squad on Sept. 6, 2020...Elevated to the Raiders active roster on Oct. 10, 2020...Reverted back to the Raiders practice squad on Oct. 12, 2020...Elevated to the Raiders active roster on Oct. 31, 2020...Reverted back to the Raiders practice squad on Nov. 2, 2020...Elevated to the Raiders active roster on Nov. 7, 2020...Reverted back to the Raiders practice squad on Nov. 9, 2020...Elevated to the Raiders active roster as a COVID-19 Replacement on Nov. 21, 2020...Reverted back to the Raiders practice squad on Nov. 23, 2020...Elevated to the active roster as a COVID-19 Replacement on Nov. 28, 2020...Reverted back to the Raiders practice squad on Nov. 30, 2020...Elevated to the Raiders active roster on Dec. 12, 2020...Signed by the Baltimore Ravens on July 27, 2021...Released by the Ravens on Aug. 31, 2021...Signed to the Ravens practice squad on Sept. 1, 2021...Released from the Raiders practice squad on Oct. 19, 2021...Signed to the Houston Texans practice squad on Nov. 3, 2021...Elevated to the Texans active roster on Dec. 4, 2021...Reverted back to the Texans practice squad on Dec. 6, 2021...Elevated to the Texans active roster on Dec. 11, 2021...Reverted back to the Texans practice squad on Dec. 13, 2021...Elevated to the Texans active roster as a COVID-19 Replacement on Dec. 18, 2021...Reverted back to the Texans practice squad on Dec. 20, 2021...Signed to the Texans active roster on Dec. 23, 2021.

2021 (Houston 4/0):

- ✦ Appeared in four games in his first season as a Texan and totaled eight tackles (four solo), one tackle for loss, 1.5 sacks and three quarterback hits
- ✦ Played in his first game as a Texan vs. Indianapolis (12/5), earning snaps mostly at linebacker
- ✦ Notched his first tackle as a Texan vs. Seattle (12/12)
- ✦ Recorded a season-high four tackles (two solo), also tallying 1.0 sack, two quarterback hits and one tackle for loss at Jacksonville (12/19). Sacked QB Trevor Lawrence for a loss of nine yards in the second quarter, his first sack as a Texan
- ✦ Posted two tackles (one solo), a half-sack and one quarterback hit vs. the L.A. Chargers (12/26). Split a sack

with DL Michael Dwumfour on QB Justin Herbert for a loss of eight yards

2020 (Las Vegas 8/0):

- ✦ Totaled five tackles (four solo), one sack and four quarterback hits in eight games with the Raiders

2019 (Cleveland 9/0):

- ✦ Tallied one tackle, one quarterback hit and one pass defended in nine games with the Browns

2018 (Cleveland 16/2):

- ✦ Amassed 21 tackles (14 solo), one sack, two quarterback hits, four tackles for loss and one forced fumble
- ✦ Made his second start of the season vs. the N.Y. Jets (9/20), notching three tackles (all solo), one quarterback hit and three tackles for loss
- ✦ Recorded his only sack of the season for a loss of 13 yards vs. Atlanta (11/11), notching three tackles (two solo)

2017 (Cincinnati 16/0):

- ✦ Set career highs in tackles (26), sacks (3.0) and quarterback hits (nine), while also having four tackles for loss, one forced fumble and two passes defended in 16 games with the Bengals
- ✦ Logged a season-high six tackles (three solo) along with one sack vs. Houston (9/14)

2016 (Jacksonville 6/0):

- ✦ Totaled four tackles (all solo) and one sack in six games with the Jaguars

2015 (Jacksonville 6/0):

- ✦ Notched a season-high four tackles (all solo), including one tackle for loss and one pass defended in the season opener vs. Carolina (9/13)

2014 (Jacksonville 7/0):

- ✦ Logged five tackles (three solo), three sacks, four quarterback hits, one tackle for loss and one forced fumble as a rookie
- ✦ Posted two tackles (both solo) and one sack vs. Tennessee (12/18)

COLLEGE:

- ✦ Played four seasons (2010-13) at the University of Arkansas in Fayetteville, Ark.
- ✦ Totaled 37 tackles and 8.5 games in 12 games as a senior in 2013, earning second-team All-SEC recognition
- ✦ Started all 12 games as a junior in 2012, amassing 52 tackles and 9.5 sacks

TEXANS BIOS

PERSONAL:

Attended West Rowan High School in Mount Ulla, N.C.



Tallied 98 tackles and 16.5 sacks as a senior in high school

CHRIS SMITH'S NFL REGULAR SEASON DEFENSIVE STATISTICS

DATE	TEAM	GP	GS	TACKLES								INTERCEPTIONS					FUMBLES				ST				MISC							
				TK	S	A	TFL	YDS	SK	YDS	QBH	NO	YDS	LG	TD	PD	FF	FR	TD	YDS	TK	S	A	FF	FR	S	A					
2014	Jaguars	7	0	5	3	2	1	5	3.0	24.0	4	0	0	0	0	1	0	0	0	0	0	0	0	0	0	0	0	0	0	0	0	
2015	Jaguars	6	0	10	8	2	1	6	0.5	2.5	2	0	0	0	0	1	0	0	0	0	0	0	0	0	0	0	0	0	0	0	0	
2016	Jaguars	6	0	4	4	0	1	4	1.0	4.0	1	0	0	0	0	0	0	0	0	0	0	0	0	0	0	0	0	0	0	0	0	
2017	Bengals	16	0	26	17	9	4	28	3.0	36.0	9	0	0	0	0	2	1	0	0	0	0	0	0	0	0	0	0	0	0	0	0	
2018	Browns	16	2	21	14	7	4	5	1.0	13.0	2	0	0	0	0	2	1	0	0	0	0	0	0	0	0	0	0	0	0	0	0	
2019	Browns	9	0	1	0	1	0	0	0.0	0.0	1	0	0	0	0	1	0	0	0	0	0	0	0	0	0	0	0	0	0	0	0	
2020	Raiders	8	0	5	4	1	0	0	1.0	0.0	4	0	0	0	0	0	0	0	0	0	0	0	0	0	0	0	0	0	0	0	0	
2021	Ravens	0	0	0	0	0	0	0	0.0	0.0	0	0	0	0	0	0	0	0	0	0	0	0	0	0	0	0	0	0	0	0	0	
2021	Texans	4	0	8	4	4	1	9	1.5	13.0	3	0	0	0	0	0	0	0	0	0	0	0	0	0	0	0	0	0	0	0	0	
2021	TOTAL	4	0	8	4	4	1	9	1.5	13.0	3	0	0	0	0	0	0	0	0	0	0	0	0	0	0	0	0	0	0	0	0	
NFL TOTALS		72	2	80	54	26	12	57	11.0	92.5	26	0	0	0	0	6	3	0	0	0	0	0	0	0	0	0	0	0	0	0	0	0

SINGLE-GAME HIGHS: DEFENSIVE

Total Tackles 6 vs. Houston Texans, Sep 14, 2017
Sacks 1.0 at Jacksonville Jaguars, Dec 19, 2021
 ...7 more at 1.0.
Passes Defensed 1 at New York Jets, Sep 16, 2019
 ...5 more at 1.

Forced Fumbles 1 vs. Atlanta Falcons, Nov 11, 2018
 ...2 more at 1.
Tackles For Loss 3 vs. New York Jets, Sep 20, 2018

2020 GAME-BY-GAME REGULAR-SEASON STATISTICS (RAIDERS)

W	DATE	OPPONENT	P/S	TACKLES								INTERCEPTIONS					FUMBLES				ST				MISC		W/L	SCORE							
				TK	S	A	SK	YDS	TFL	YDS	QBH	NO	YDS	LG	TD	PD	FF	FR	TD	YDS	TK	S	A	FF	FR	S			A						
01	09/13	at Panthers																															W	34-30	
02	09/21	Saints																															W	34-24	
03	09/27	at Patriots																															L	20-36	
04	10/04	Bills																															L	23-30	
05	10/11	at Chiefs	P	2	2	0	1.0	0.0	0	0	1	0	0	0	0	0	0	0	0	0	0	0	0	0	0	0	0	0	0	0	0	0	W	40-32	
07	10/25	Buccaneers																															L	20-45	
08	11/01	at Browns	P	1	1	0	0.0	0.0	0	0	1	0	0	0	0	0	0	0	0	0	0	0	0	0	0	0	0	0	0	0	0	0	W	16-6	
09	11/08	at Chargers																																W	31-26
10	11/15	Broncos																															W	37-12	
11	11/22	Chiefs	P	1	1	0	0.0	0.0	0	0	2	0	0	0	0	0	0	0	0	0	0	0	0	0	0	0	0	0	0	0	0	0	L	31-35	
12	11/29	at Falcons	P	0	0	0	0.0	0.0	0	0	0	0	0	0	0	0	0	0	0	0	0	0	0	0	0	0	0	0	0	0	0	0	L	6-43	
13	12/06	at Jets																																W	31-28
14	12/13	Colts	P	1	0	1	0.0	0.0	0	0	0	0	0	0	0	0	0	0	0	0	0	0	0	0	0	0	0	0	0	0	0	0	L	27-44	
15	12/17	Chargers	P	0	0	0	0.0	0.0	0	0	0	0	0	0	0	0	0	0	0	0	0	0	0	0	0	0	0	0	0	0	0	0	L	27-30+	
16	12/26	Dolphins																																L	25-26
17	01/03	at Broncos	P	0	0	0	0.0	0.0	0	0	0	0	0	0	0	0	0	0	0	0	0	0	0	0	0	0	0	0	0	0	0	0	W	32-31	
2020 TOTALS			7-0	5	4	1	1.0	0.0	0	0	4	0	0	0	0	0	0	0	0	0	0	0	0	0	0	0	0	0	0	0	0	0	8-8		

+ - Overtime

TEXANS BIOS

2021 GAME-BY-GAME REGULAR-SEASON STATISTICS (RAVENS/TEXANS)

W	DATE	OPPONENT	P/S	TACKLES						INTERCEPTIONS					FUMBLES			ST				MISC		W/L	SCORE		
				TK	S	A	SK	YDS	TFL	YDS	QBH	NO	YDS	LG	TD	PD	FF	FR	TD	YDS	TK	S	A			FF	FR
01	09/13	at Raiders																								L	27-33+
02	09/19	Chiefs																								W	36-35
03	09/26	at Lions																								W	19-17
04	10/03	at Broncos																								W	23-7
05	10/11	Colts																								W	31-25+
06	10/17	Chargers																								W	34-6
Went from Ravens to Texans .																											
09	11/07	at Dolphins																								L	9-17
11	11/21	at Titans																								W	22-13
12	11/28	Jets																								L	14-21
13	12/05	Colts	P	0	0	0	0.0	0.0	0	0	0	0	0	0	0	0	0	0	0	0	0	0	0	0	0	L	0-31
14	12/12	Seahawks	P	1	1	0	0.0	0.0	0	0	0	0	0	0	0	0	0	0	0	0	0	0	0	0	0	L	13-33
15	12/19	at Jaguars	P	5	2	3	1.0	9.0	1	9	2	0	0	0	0	0	0	0	0	0	0	0	0	0	0	W	30-16
16	12/26	Chargers	P	2	1	1	0.5	4.0	0	0	1	0	0	0	0	0	0	0	0	0	0	0	0	0	0	W	41-29
17	01/02	at 49ers																								L	7-23
18	01/09	Titans																								L	25-28
2021 TOTALS			4-0	8	4	4	1.5	13.0	1	9	3	0	0	0	0	0	0	0	0	0	0	0	0	0	0	8-7	

+ - Overtime



TREMON SMITH

DEFENSIVE BACK

5-11 | 190 | CENTRAL ARKANSAS

HOMETOWN: ANNISTON, ALA. | AGE: 25

4TH NFL SEASON | 1ST WITH TEXANS | ACQUIRED: FA-'21

2021 GP/GS: 17/2 | CAREER GP/GS (POST): 49/3 (3/0)

TEAMS: KC '18-'19; GB '19; IND '20; HOU '21



24

TRANSACTIONS: Selected by the Kansas City Chiefs with the 22nd pick of the sixth round (196th overall) of the 2018 NFL Draft...Waived by the Chiefs on Sept. 14, 2019...Claimed off waivers by the Green Bay Packers on Sept. 16, 2019...Waived by the Packers on Oct. 14, 2019...Signed to the Packers practice squad on Oct. 16, 2019...Signed to the Packers active roster on Oct. 29, 2019...Waived by the Packers on Dec. 2, 2019...Signed to the Philadelphia Eagles practice squad on Dec. 4, 2019...Signed by the Eagles on Jan. 6, 2020...Waived by the Eagles on July 26, 2020...Signed by the Indianapolis Colts on Aug. 16, 2020...Waived by the Colts on Sept. 5, 2020...Signed to the Colts practice squad on Sept. 6, 2020...Signed to the Colts active roster on Sept. 22, 2020...Signed by the Houston Texans as a free agent on March 22, 2021...Signed an extension with the Texans on Dec. 4, 2021.

2021 (Houston 17/2):

- ✦ Appeared in all 17 games (two starts) and totaled 13 defensive tackles (eight solo), eight special teams tackles (all solo) and one fumble recovery
- ✦ Took over kick return duties at Arizona (10/24) and totaled 21 kick returns on the season for 533 yards (25.4 avg.), including a 98-yard kick return touchdown, his first career score
- ✦ Played in his first game as a Texan vs. Jacksonville (9/12) and recorded two special teams tackles
- ✦ Made his first start with the Texans vs. Carolina (9/23) and registered three tackles (two solo)
- ✦ Led the team with two special teams tackles at Buffalo (10/3)
- ✦ Paced the Texans with two special teams tackles and recorded a 44-yard kickoff return vs. the L.A. Rams (10/31)
- ✦ Recovered a muffed punt by PR Chester Rogers at the Titans five-yard line at Tennessee (11/21)
- ✦ Posted season highs with three kick returns for 52 yards, averaging 17.3 yards per return vs. Seattle (12/12)
- ✦ Recorded one solo tackle, one special teams tackle and had two kick returns for 121 yards (60.5 avg.) and one touchdown, the first score of his NFL career. Returned a 98-yard kickoff for a touchdown, marking the first Texans kickoff return touchdown since Week 4 of the 2009 season vs. Oakland
- ✦ Started at cornerback and tied a career high with four tackles (three solo) vs. the L.A. Chargers (12/26). Lined up at running back and rushed for a seven-yard carry on offense, the first rushing attempt of his NFL career
- ✦ Returned five kicks for 98 yards (19.6 avg.), his second-most kick return yards of the season at San Francisco

(1/2/22)

2020 (Indianapolis 10/0, 1/0):

- ✦ Played in 10 regular season games and one postseason contest for the Colts and contributed two special teams tackles

2019 (Green Bay 7/0; Kansas City 1/0; Philadelphia 0/0, 0/0):

- ✦ Played in the season opener for the Chiefs at Jacksonville (9/8)
- ✦ Joined the Packers and appeared in seven games for the team, returning 13 kickoffs for 303 yards (23.3 avg.)
- ✦ Spent the final four weeks of the regular season on the Eagles practice squad

2018 (Kansas City 14/1, 2/0):

- ✦ Saw action in 14 games (one start) as a rookie and recorded one solo tackle, one pass defended and one fumble recovery. Also tallied four special teams tackles and 33 kickoff returns for 886 yards (26.8 avg.)
- ✦ Returned a kickoff 97 yards at New England
- ✦ Logged his first start and added one pass defended and a fumble recovery at Seattle (12/23)
- ✦ Recovered a fumble in the AFC Divisional Round game vs. Indianapolis (1/12/19)

COLLEGE:

- ✦ Played four seasons (2014-17) at the University of Central Arkansas in Conway, Ark.
- ✦ Appeared in 48 games and accumulated 146 total tackles (113 solo), nine tackles for loss, 1.0 sack, 38 passes defended, 15 interceptions, two forced fumbles and one fumble recovery. Also recorded 38 punt returns for 290 yards (7.6 avg.) and one touchdown
- ✦ Saw action in 12 games as a senior (2017) and totaled 41 tackles (27 solo), 2.5 tackles for loss, 11 passes defended and five interceptions
- ✦ Selected First Team All-Southland Conference as a junior (2016) after notching 35 total tackles (28 solo), 2.5 tackles for loss, 11 passes defended, two interceptions and a fumble recovery. Also earned All-Southland Conference honorable mention as a punt returner when he returned 24 punts for 219 yards (9.1 avg.) and one touchdown
- ✦ Named First Team All-Southland Conference in his sophomore season (2015) when he started 11 games and amassed 51 total tackles (42 solo), 3.0 tackles for loss, 1.0 sack, a career-high 12 passes defended, five interceptions and two forced fumbles
- ✦ Notched a team-high three interceptions and added 19 total tackles (16 solo) as a freshman (2014)

TEXANS BIOS

PERSONAL:

- Attended Saks High School in Anniston, Ala.
- Played both quarterback and defensive back and was

- named to the all-region first team in 2013 and 2014
- Holds the school record for the most career touchdowns
- Selected as the Player of the Year for District 8 in 2014

TREMON SMITH'S NFL REGULAR SEASON DEFENSIVE STATISTICS

DATE	TEAM	GP	GS	TACKLES							INTERCEPTIONS					FUMBLES				ST				MISC			
				TK	S	A	TFL	YDS	SK	YDS	QBH	NO	YDS	LG	TD	PD	FF	FR	TD	YDS	TK	S	A	FF	FR	S	A
2018	Chiefs	14	1	1	1	0	0	0	0.0	0.0	0	0	0	0	0	1	0	0	0	0	4	3	1	0	1	0	0
2019	Chiefs	1	0	0	0	0	0	0	0.0	0.0	0	0	0	0	0	0	0	0	0	0	0	0	0	0	0	0	
2019	Packers	7	0	0	0	0	0	0	0.0	0.0	0	0	0	0	0	0	0	0	0	0	3	2	1	0	0	0	
2019	TOTAL	8	0	0	0	0	0	0	0.0	0.0	0	0	0	0	0	0	0	0	0	0	3	2	1	0	0	0	
2020	Colts	10	0	0	0	0	0	0	0.0	0.0	0	0	0	0	0	0	0	0	0	0	2	2	0	0	0	0	
2021	Texans	17	2	13	8	5	0	0	0.0	0.0	0	0	0	0	0	0	0	0	0	0	8	8	0	0	1	0	
NFL TOTALS		49	3	14	9	5	0	0	0.0	0.0	0	0	0	0	0	1	0	0	0	0	17	15	2	0	2	0	

TREMON SMITH'S NFL POSTSEASON DEFENSIVE STATISTICS

DATE	TEAM	GP	GS	TACKLES							INTERCEPTIONS					FUMBLES				ST				MISC			
				TK	S	A	TFL	YDS	SK	YDS	QBH	NO	YDS	LG	TD	PD	FF	FR	TD	YDS	TK	S	A	FF	FR	S	A
2018	Chiefs	2	0	1	1	0	0	0	0.0	0.0	0	0	0	0	0	0	0	0	0	0	0	0	0	0	0	1	0
2019	Packers	0	0	0	0	0	0	0	0.0	0.0	0	0	0	0	0	0	0	0	0	0	0	0	0	0	0	0	
2020	Colts	1	0	0	0	0	0	0	0.0	0.0	0	0	0	0	0	0	0	0	0	0	0	0	0	0	0	0	
NFL TOTALS		3	0	1	1	0	0	0	0.0	0.0	0	0	0	0	0	0	0	0	0	0	0	0	0	0	1	0	

TREMON SMITH'S NFL REGULAR SEASON RETURN STATISTICS

DATE	TEAM	KICKOFF RETURNS					PUNT RETURNS					
		RET.	YDS.	AVG.	LG	TD	NO.	FC	YDS.	AVG.	LG	TD
2018	Chiefs	33	886	26.8	97	0	0	0	0	0.0	0	0
2019	Chiefs	0	0	0.0	0	0	0	0	0	0.0	0	0
2019	Packers	13	303	23.3	36	0	4	3	0	0.0	3	0
2019	TOTAL	13	303	23.3	36	0	4	3	0	0.0	3	0
2020	Colts	8	180	22.5	33	0	0	0	0	0.0	0	0
2021	Texans	21	533	25.4	98t	1	1	1	1	1.0	1	0
NFL TOTALS		75	1,902	25.4	98T	1	5	4	1	0.2	3	0

TREMON SMITH'S NFL POSTSEASON RETURN STATISTICS

DATE	TEAM	KICKOFF RETURNS					PUNT RETURNS					
		RET.	YDS.	AVG.	LG	TD	NO.	FC	YDS.	AVG.	LG	TD
2018	Chiefs	6	138	23.0	29	0	0	0	0	0.0	0	0
2019	Packers	0	0	0.0	0	0	0	0	0	0.0	0	0
2020	Colts	0	0	0.0	0	0	0	0	0	0.0	0	0
NFL TOTALS		6	138	23.0	29	0	0	0	0	0.0	0	0

SINGLE-GAME HIGHS: DEFENSIVE

Total Tackles 4 vs. Los Angeles Chargers, Dec 26, 2021
...1 more at 4.

Special Teams Tackles

2 vs. Los Angeles Rams, Oct 31, 2021
...3 more at 2.

Passes Defensed 1 at Seattle Seahawks, Dec 23, 2018

Special Teams Fumble Recoveries 1 at Seattle Seahawks, Dec 23, 2018

SINGLE-GAME HIGHS - POSTSEASON: DEFENSIVE

Total Tackles 1 vs. Indianapolis Colts, Jan 12, 2019

Special Teams Fumble Recoveries 1 vs. Indianapolis Colts, Jan 12, 2019

TEXANS BIOS

SINGLE-GAME HIGHS: RUSHING/RECEIVING

Longest Runs 7 vs. Los Angeles Chargers, Dec 26, 2021
All-Purpose Yards 207 at Los Angeles Rams, Nov 19, 2018
Kickoff Returns 7 at Los Angeles Rams, Nov 19, 2018
Kickoff Return Yards 207 at Los Angeles Rams, Nov 19, 2018
Longest Kickoff Return 98t at Jacksonville Jaguars, Dec 19, 2021
Fair Catches 2 at San Francisco 49ers, Nov 24, 2019

Punt Return Yards 3 at New York Giants, Dec 01, 2019
Longest Punt Return 3 at New York Giants, Dec 01, 2019
Punt Returns 2 at San Francisco 49ers, Nov 24, 2019
Special Teams Tackles 2 vs. Los Angeles Rams, Oct 31, 2021
 ...3 more at 2.
Most TDs 1 at Jacksonville Jaguars, Dec 19, 2021
Kickoff Return Average 45.0 at New England Patriots, Oct 14, 2018

SINGLE-GAME HIGHS - POSTSEASON: RUSHING/RECEIVING

All-Purpose Yards 99 vs. New England Patriots, Jan 20, 2019
Kickoff Returns 4 vs. New England Patriots, Jan 20, 2019

Kickoff Return Yards 99 vs. New England Patriots, Jan 20, 2019
Longest Kickoff Return 29 vs. New England Patriots, Jan 20, 2019

SINGLE-GAME HIGHS: QUARTERBACK

Longest Runs 7 vs. Los Angeles Chargers, Dec 26, 2021

SINGLE-GAME HIGHS: KICKER

Special Teams Tackles 2 vs. Los Angeles Rams, Oct 31, 2021
 ...3 more at 2.

2021 GAME-BY-GAME REGULAR-SEASON STATISTICS (TEXANS)

W	DATE	OPPONENT	P/S	TACKLES						INTERCEPTIONS						FUMBLES						ST						MISC		W/L/T	SCORE
				TK	S	A	SK	YDS	TFL	YDS	QBH	NO	YDS	LG	TD	PD	FF	FR	TD	YDS	TK	S	A	FF	FR	S	A				
01	09/12	Jaguars	P	1	0	1	0.0	0.0	0	0	0	0	0	0	0	0	0	0	0	2	2	0	0	0	0	0	0	W	37-21		
02	09/19	at Browns	P	4	2	2	0.0	0.0	0	0	0	0	0	0	0	0	0	0	0	0	0	0	0	0	0	0	L	21-31			
03	09/23	Panthers	S	3	2	1	0.0	0.0	0	0	0	0	0	0	0	0	0	0	0	0	0	0	0	0	0	0	L	9-24			
04	10/03	at Bills	P	0	0	0	0.0	0.0	0	0	0	0	0	0	0	0	0	0	0	2	2	0	0	0	0	0	L	0-40			
05	10/10	Patriots	P	0	0	0	0.0	0.0	0	0	0	0	0	0	0	0	0	0	0	0	0	0	0	0	0	0	L	22-25			
06	10/17	at Colts	P	0	0	0	0.0	0.0	0	0	0	0	0	0	0	0	0	0	0	0	0	0	0	0	0	0	L	3-31			
07	10/24	at Cardinals	P	0	0	0	0.0	0.0	0	0	0	0	0	0	0	0	0	0	0	0	0	0	0	0	0	0	L	5-31			
08	10/31	Rams	P	0	0	0	0.0	0.0	0	0	0	0	0	0	0	0	0	0	0	2	2	0	0	0	0	0	L	22-38			
09	11/07	at Dolphins	P	0	0	0	0.0	0.0	0	0	0	0	0	0	0	0	0	0	0	0	0	0	0	0	0	0	L	9-17			
11	11/21	at Titans	P	0	0	0	0.0	0.0	0	0	0	0	0	0	0	0	0	0	0	0	0	0	1	0	0	W	22-13				
12	11/28	Jets	P	0	0	0	0.0	0.0	0	0	0	0	0	0	0	0	0	0	0	0	0	0	0	0	0	0	L	14-21			
13	12/05	Colts	P	0	0	0	0.0	0.0	0	0	0	0	0	0	0	0	0	0	0	0	0	0	0	0	0	0	L	0-31			
14	12/12	Seahawks	P	0	0	0	0.0	0.0	0	0	0	0	0	0	0	0	0	0	0	0	0	0	0	0	0	0	L	13-33			
15	12/19	at Jaguars	P	1	1	0	0.0	0.0	0	0	0	0	0	0	0	0	0	0	0	1	1	0	0	0	0	0	W	30-16			
16	12/26	Chargers	S	4	3	1	0.0	0.0	0	0	0	0	0	0	0	0	0	0	0	0	0	0	0	0	0	0	W	41-29			
17	01/02	at 49ers	P	0	0	0	0.0	0.0	0	0	0	0	0	0	0	0	0	0	0	0	0	0	0	0	0	0	L	7-23			
18	01/09	Titans	P	0	0	0	0.0	0.0	0	0	0	0	0	0	0	0	0	0	0	1	1	0	0	0	0	0	L	25-28			
2021 TOTALS			17-2	13	8	5	0.0	0.0	0	0	0	0	0	0	0	0	0	0	0	8	8	0	0	1	0	0	4-13				

TEXANS BIOS

2021 GAME-BY-GAME REGULAR-SEASON STATISTICS (TEXANS)

W	DATE	OPPONENT	P/S	KICKOFF RETURNS					PUNT RETURNS					W/L	SCORE	
				RET	YDS	AVG	LG	TD	NO	FC	YDS	AVG	LG			TD
01	09/12	Jaguars	P	0	0	0.0	0	0	0	0	0	0.0	0	0	W	37-21
02	09/19	at Browns	P	0	0	0.0	0	0	0	0	0	0.0	0	0	L	21-31
03	09/23	Panthers	S	0	0	0.0	0	0	0	0	0	0.0	0	0	L	9-24
04	10/03	at Bills	P	0	0	0.0	0	0	0	0	0	0.0	0	0	L	0-40
05	10/10	Patriots	P	0	0	0.0	0	0	0	0	0	0.0	0	0	L	22-25
06	10/17	at Colts	P	0	0	0.0	0	0	0	0	0	0.0	0	0	L	3-31
07	10/24	at Cardinals	P	1	27	27.0	27	0	0	0	0	0.0	0	0	L	5-31
08	10/31	Rams	P	1	44	44.0	44	0	1	1	1	1.0	1	0	L	22-38
09	11/07	at Dolphins	P	1	18	18.0	18	0	0	0	0	0.0	0	0	L	9-17
11	11/21	at Titans	P	1	17	17.0	17	0	0	0	0	0.0	0	0	W	22-13
12	11/28	Jets	P	2	50	25.0	28	0	0	0	0	0.0	0	0	L	14-21
13	12/05	Colts	P	2	48	24.0	26	0	0	0	0	0.0	0	0	L	0-31
14	12/12	Seahawks	P	3	52	17.3	24	0	0	0	0	0.0	0	0	L	13-33
15	12/19	at Jaguars	P	2	121	60.5	98t	1	0	0	0	0.0	0	0	W	30-16
16	12/26	Chargers	S	0	0	0.0	0	0	0	0	0	0.0	0	0	W	41-29
17	01/02	at 49ers	P	5	98	19.6	26	0	0	0	0	0.0	0	0	L	7-23
18	01/09	Titans	P	3	58	19.3	24	0	0	0	0	0.0	0	0	L	25-28
2021 TOTALS			17-2	21	533	25.4	98T	1	1	1	1	1.0	1	0	4-13	

2020 GAME-BY-GAME POSTSEASON STATISTICS (COLTS)

W	DATE	OPPONENT	P/S	KICKOFF RETURNS					PUNT RETURNS					W/L	SCORE	
				RET	YDS	AVG	LG	TD	NO	FC	YDS	AVG	LG			TD
01	01/09	at Bills	P	0	0	0.0	0	0	0	0	0	0.0	0	0	L	24-27
2020 TOTALS			1-0	0	0	0.0	0	0	0	0	0	0.0	0	0	0-1	



LANE TAYLOR

OFFENSIVE LINEMAN

6-3 | 324 | OKLAHOMA STATE

HOMETOWN: ARLINGTON, TEXAS | AGE: 32

9TH NFL SEASON | 1ST WITH TEXANS | ACQUIRED: UFA-'21 (GB)

2021 GP/GS: 7/5 | CAREER GP/GS (POST): 86/55 (7/3)

TEAMS: GB '13-20; HOU '21



65

TRANSACTIONS: Signed by the Green Bay Packers as a college free agent on May 10, 2013...Re-signed by the Packers on March 8, 2016...Signed to a contract extension by the Packers on Sept. 4, 2017...Signed by the Houston Texans as an unrestricted free agent on April 16, 2021...Released by the Texans on Aug. 31, 2021...Signed to the Texans practice squad on Sept. 1, 2021...Elevated to the Texans active roster on Oct. 16, 2021...Reverted back to the Texans practice squad on Oct. 18, 2021...Elevated to the Texans active roster on Oct. 30, 2021...Reverted back to the Texans practice squad on Nov. 1, 2021...Signed to the Texans active roster on Nov. 27, 2021...Placed on the Reserve/COVID-19 List on Dec. 18, 2021...Activated from the Reserve/COVID-19 List on Dec. 29, 2021.

CAREER:

- ✦ Has played in 86 regular season games (55 starts) with starts at both guard and tackle
- ✦ Was part of a Packers offensive line that helped record the best yards per carry average (4.66) in the NFL from 2016-18. Started all 45 games he played in during that time, the most by a Green Bay player over that span
- ✦ Helped Green Bay's offense post three games of 500-plus yards in 2018, tying the most in a season in team history (1983)
- ✦ Played under current Texans Offensive Line Coach James Campen in Green Bay from 2013-18

2021 (Houston 7/5):

- ✦ Played in seven games and made five starts at left guard in his first season as a Texan
- ✦ Appeared in his first game as a Texan on special teams at Indianapolis (10/17)
- ✦ Made his first start as a Texan, helping pave the way for a rushing attack that totaled 96 yards on 24 attempts, averaging 4.0 yards per carry vs. the N.Y. Jets (11/28)
- ✦ Helped protect QB Davis Mills as he threw for a career-high 331 yards vs. Seattle (12/12)
- ✦ Blocked for QB Davis Mills vs. Tennessee (1/9/22) as he completed 23-of-33 passes (69.7 percent) for 301 yards, three touchdowns and a passer rating of 128.5

2020 (Green Bay 1/1, 0/0):

- ✦ Started in Week 1 at Minnesota (9/13) but suffered a season-ending injury and was placed on the Reserve/Injured list

2019 (Green Bay 2/2, 0/0):

- ✦ Started Weeks 1-2 at left guard for the Packers
- ✦ Spent the rest of the season on the Reserve/Injured list

2018 (Green Bay 15/14):

- ✦ Appeared in 15 games (14 starts) for an offense that ranked second in the NFL in yards per carry (5.01) and giveaways (15). Also blocked for the ninth-best net passing unit (264.9 yards per game) in the league
- ✦ Paved the way for RB Aaron Jones, who became the first Packer to lead the league in yards per carry (5.47) since 1978
- ✦ Blocked for an offense that produced a single-season franchise-record seven games with 100-plus rushing yards on 25 or fewer attempts, tied with Miami for the most in the league on the season and for the most by an NFL team since the 1970 merger
- ✦ Helped protect QB Aaron Rodgers as he connected on 20-of-30 passes (66.7%) for 286 yards and three touchdowns with no interceptions for a 130.7 passer rating in Week 1 vs. Chicago (9/9)
- ✦ Assisted QB Aaron Rodgers as he threw for 442 yards, the third most in a game in franchise history, and three touchdowns on 32-of-52 completions (61.5 percent) in Week 5 at Detroit (10/7)
- ✦ Protected QB Aaron Rodgers as he became the first player in NFL history to record back-to-back 400-yard passing games with no interceptions in Week 6 vs. San Francisco (10/15). Also was part of a Packers offense that posted 521 yards, which was just the second time in franchise history (1983) that the team registered back-to-back 500-yard games
- ✦ Cleared the way for the offense to rush for a season-high 195 yards and two touchdowns on just 25 carries (7.8 avg.) in Week 10 vs. Miami (11/11)

2017 (Green Bay 15/15):

- ✦ Started all 15 games he appeared in with 13 of them at left guard and two at left tackle
- ✦ Was not flagged for a penalty on the season and helped the offense rank third in red zone scoring (61.9%) and fifth in yards per carry (4.5 avg.)
- ✦ Started in Week 5 at Dallas (10/8) and blocked for an offense that racked up 160 rushing yards on 25 carries (6.4 avg.), highlighted by a 125-yard effort from RB Aaron Jones on 19 attempts (6.6 avg.). Also protected QB Aaron Rodgers as he threw three touchdown passes, which was his third straight game with at least three passing touchdowns
- ✦ Blocked for QB Brett Hundley in Week 12 at Pittsburgh (11/26) as he posted a career-high 134.3 passer rating when he connected on 17-of-26 passes (65.3%) for 245

yards and three touchdowns with zero interceptions

- Was part of an offense that registered a season-high 199 rushing yards and two touchdowns on 29 carries (6.9 avg.), including a career-best 113 yards and a touchdown on 21 carries (5.4 avg.) from RB Jamaal Williams in Week 13 vs. Tampa Bay (12/3)

2016 (Green Bay 16/16, 3/3):

- Started all 16 games at left guard and was one of three Green Bay linemen (David Bakhtiari and Bryan Bulaga) to start every contest. Also started all three postseason games
- Part of a line that helped the Packers rank fourth in the NFL in points per game (27.0), eighth in yards per game (368.8), seventh in passing yards per game (262.4) and yards per carry (4.55), second in third-down conversions (46.7%) and seventh in first downs (349)
- Protected QB Aaron Rodgers in Week 7 vs. Chicago (10/20) as he completed a franchise-record 39 passes, including at least 10 passes to three different players (WRs Davante Adams, Randall Cobb and Ty Montgomery), which was only the second time in NFL history that a team had accomplished that feat in a game
- Blocked for an offensive line that didn't allow a sack and provided time for QB Aaron Rodgers to complete 30-of-39 passes (76.9%) for 313 yards and two touchdowns for a 116.7 passer rating in Week 12 at Philadelphia (11/28)
- Was part of an offense that racked up a season-best 451 total yards, highlighted by a season-high 226 yards rushing and three touchdowns on just 23 carries (9.8 avg.) in Week 15 at Chicago (12/18). The 9.8 yards per carry was the best in franchise history (min. 20 attempts)
- Blocked for a line that helped protect QB Aaron Rodgers as he completed 25-of-40 passes (62.5%) for 362 yards, four touchdowns, zero interceptions and a 125.2 rating in the Wild Card Round game vs. the N.Y. Giants (1/8/17)
- Started and assisted QB Aaron Rodgers as he became just the second quarterback in NFL history (Drew Brees, 2011) to throw for at least 350 yards in back-to-back games in a single postseason when he passed for 355 yards and two touchdowns on 28-of-43 attempts (65.1%) in the NFC Divisional Round game at Dallas (1/15/17)

2015 (Green Bay 4/2, 2/0):

Saw action in four games (two starts) and appeared in

- both playoff contests on special teams
- Made his first career start at right guard in Week 13 at Detroit (12/3) and helped protect QB Aaron Rodgers as he threw for 273 yards and two touchdowns on 24-of-36 passing (66.7%)
- Moved to left guard and made his second start of the season in Week 17 vs. Minnesota (1/3/16)

2014 (Green Bay 16/0, 2/0):

- Played in all 16 games and saw limited action at both guard spots and as an extra lineman. Also appeared in both playoff contests
- Saw extended action in Week 8 at New Orleans (10/26) for QB Aaron Rodgers who passed for 418 yards on 28-of-39 attempts (71.8%), which tied for the third-most passing yards in a game in franchise history

2013 (Green Bay 10/0, 0/0):

- Appeared in 10 games in his first season, seeing time primarily on special teams
- Recorded his NFL debut in Week 5 vs. Detroit (10/6)

COLLEGE:

- Played four seasons (2009-12) at Oklahoma State University in Stillwater, Okla., after redshirting in 2008
- Was a unanimous first-team All-Big 12 selection as a senior (2012) by the coaches and Associated Press after starting all 13 games and not allowing a sack
- Earned honorable mention All-Big 12 honors in his junior year (2011) when he led an offensive line that surrendered just 12 sacks in 13 games
- Started all 13 games as a sophomore (2010), helping the Cowboys finish third nationally in scoring offense (44.2 points per game) and total offense (520.2 yards per game)
- Saw action in 11 games (10 starts) in his redshirt freshman season and assisted an Oklahoma State offense that led the Big 12 in rushing at 187.8 yards per game
- Redshirted his first season (2008) with the Cowboys

PERSONAL:

- Attended Martin High School in Arlington, Texas
- Earned Texas 5A honorable mention all-state recognition from the Associated Press as a senior
- Lettered two years in football and four years in track and field at Martin

LANE TAYLOR'S NFL REGULAR SEASON STATISTICS

DATE	TEAM	GP	GS
2013	Packers	10	0
2014	Packers	16	0
2015	Packers	4	2
2016	Packers	16	16
2017	Packers	15	15
2018	Packers	15	14
2019	Packers	2	2
2020	Packers	1	1
2021	Texans	7	5
NFL TOTALS		86	55

TEXANS BIOS

LANE TAYLOR'S NFL POSTSEASON STATISTICS

DATE	TEAM	GP	GS
2013	Packers	0	0
2014	Packers	2	0
2015	Packers	2	0
2016	Packers	3	3
2019	Packers	0	0
2020	Packers	0	0
NFL TOTALS		7	3

2021 GAME-BY-GAME REGULAR-SEASON STATISTICS (TEXANS)

W	DATE	OPPONENT	P/S		W/L	SCORE
01	09/12	Jaguars		PRACTICE SQUAD	W	37-21
02	09/19	at Browns		PRACTICE SQUAD	L	21-31
03	09/23	Panthers		PRACTICE SQUAD	L	9-24
04	10/03	at Bills		PRACTICE SQUAD	L	0-40
05	10/10	Patriots		PRACTICE SQUAD	L	22-25
06	10/17	at Colts		PRACTICE SQUAD	L	3-31
07	10/24	at Cardinals		PRACTICE SQUAD	L	5-31
08	10/31	Rams		PRACTICE SQUAD	L	22-38
09	11/07	at Dolphins		PRACTICE SQUAD	L	9-17
11	11/21	at Titans		PRACTICE SQUAD	W	22-13
12	11/28	Jets	S		L	14-21
13	12/05	Colts	S		L	0-31
14	12/12	Seahawks	S		L	13-33
15	12/19	at Jaguars		RESERVE/COVID-19	W	30-16
16	12/26	Chargers		RESERVE/COVID-19	W	41-29
17	01/02	at 49ers	S		L	7-23
18	01/09	Titans	S		L	25-28
2021 TOTALS			5-5		4-13	



TYROD TAYLOR

QUARTERBACK

6-1 | 217 | VIRGINIA TECH

HOMETOWN: HAMPTON, VA. | AGE: 32

11TH NFL SEASON | 1ST WITH TEXANS | ACQUIRED: UFA-'21 (LAC)

2021 GP/GS: 6/6 | CAREER GP/GS (POST): 78/53 (1/1)

TEAMS: BAL '11-14; BUF '15-17; CLE '18; LAC '19-20; HOU '21



5

TRANSACTIONS: Selected by the Baltimore Ravens with the 15th pick of the sixth round (180th overall) of the 2011 NFL Draft...Signed by the Buffalo Bills as an unrestricted free agent on March 12, 2015...Signed a contract extension with the Bills on Aug. 12, 2016...Traded to the Cleveland Browns on March 14, 2018...Signed by the Los Angeles Chargers as an unrestricted free agent on March 13, 2019...Signed by the Houston Texans as an unrestricted free agent on March 22, 2021...Placed on the Reserve/Injured List on Sept. 21, 2021...Designated for return on Oct. 27, 2021...Activated on Nov. 6, 2021.

HONORS:

- Pro Bowl selection (2015)

CAREER:

- One of five quarterbacks since 2015 to total at least 10,000 passing yards and 2,000 rushing yards (Josh Allen, Lamar Jackson, Cam Newton and Russell Wilson)
- Became just the sixth quarterback in NFL history to register at least 3,000 passing yards and 500 rushing yards in consecutive seasons when he did so in 2015-16
- Posted 10 games with a passing and rushing touchdown with Buffalo, which is the third-most by a quarterback in Bills history, trailing only Josh Allen (19) and Jack Kemp (13)
- Set a Bills franchise record in 2015 by going 222-consecutive pass attempts without an interception
- Ranks seventh in Bills history in completions (774) and passing yards (8,857), as well as third in rushing touchdowns (14) by a quarterback

2021 (Houston 6/6):

- Started six games in his first season as a Texan and completed 91-of-150 passes (60.7 percent) for 966 yards (6.4 avg.), five touchdowns, five interceptions and a passer rating of 76.7
- Started his first game as a Texan vs. Jacksonville (9/12) and completed 21-of-33 passes (63.6 percent) for 291 yards with two passing touchdowns. Posted a 112.1 passer rating, the second-highest passer rating by a Texans quarterback in a Week 1 game. Recorded 229 passing yards in the first half, the fifth-highest first-half total in Texans history
- Completed 10-of-11 passes (90.9 percent) for 125 yards, one passing touchdown and one rushing score for a 144.3 passer rating before exiting the game with an injury at Cleveland (9/19)
- Completed 24-of-43 passes (55.8 percent) for 240 yards and three interceptions for a passer rating of 42.8 in his

return from the Reserve/Injured List at Miami (11/7)

- Recorded a career-high two rushing touchdowns on six carries for 28 yards (4.7 avg.) and completed 14-of-24 passes (58.3 percent) for 107 yards and a 69.3 passer rating at Tennessee (11/21)
- Passed for 158 yards, two touchdowns and one interception, connecting on 17-of-26 passes (65.4 percent) and earning a passer rating of 91.5 vs. the N.Y. Jets (11/28)

2020 (L.A. Chargers 2/1):

- Saw action in two games (one start) and served as a mentor for QB Justin Herbert who won the NFL Offensive Rookie of the Year
- Started in Week 1 at Cincinnati (9/13) and completed 16-of-30 passes (53.3%) for 208 yards in the win
- Missed six games after recovering from a lung injury

2019 (L.A. Chargers 8/0):

Appeared in eight games, completing four-of-six passes (66.7%) for 33 yards and one touchdown

2018 (Cleveland 4/3):

- Played in four games (three starts) for the Browns and notched 42-of-85 completions (49.4%) for 473 yards, two touchdowns and two interceptions. Also rushed 16 times for 125 yards (7.8 avg.) and one touchdown
- Passed for 197 yards and one touchdown while rushing eight times for 77 yards (9.6 avg.) in Week 1 vs. Pittsburgh (9/9)
- Completed 22-of-30 passes (73.3%) for 246 yards, one touchdown pass, one interception and a 94.6 passer rating in Week 2 at New Orleans (9/16)

2017 (Buffalo 15/14, 1/1):

- Appeared in 15 contests (14 starts) for the Bills and completed 263 passes on 420 attempts (62.6%) for 2,799 yards and 14 touchdowns with four interceptions and an 89.2 passer rating. Carried the ball 84 times for 427 yards (5.1 avg.) and four touchdowns
- Led the Bills to their first playoff appearance since 1999
- Threw a touchdown in six-straight contests from Week 3-9
- Ran for a season-high 55 yards on eight attempts (6.9 avg.) in Week 2 at Carolina (9/17)
- Set a season high with a 126.0 passer rating, completing 76.9% of his passes (20-of-26) for 213 yards and two touchdowns in Week 3 vs. Denver (9/24)
- Ran six times for 53 yards (8.8 avg.) and completed 20-of-33 passes (60.6%) for 268 yards and a touchdown with

- a 96.5 rating in Week 7 vs. Tampa Bay (10/22)
- Passed for a season-high 285 yards on 29-of-40 completions (72.5%) and two touchdowns in Week 9 at the N.Y. Jets (11/2). Also rushed six times for 35 yards (5.8 avg.) and a touchdown
- Came off the bench in the second half of Week 11 at the L.A. Chargers (11/19), finishing with 158 passing yards, one touchdown and a 91.8 passer rating. Added 38 rushing yards and a touchdown on four attempts (9.5 avg.)
- Threw for 224 yards and one touchdown pass while rushing for 42 yards and a score on six attempts (7.0 avg.) in Week 15 vs. Miami (12/17)

2016 (Buffalo 15/15):

- Named an alternate selection for the Pro Bowl after starting 15 games, completing 269 passes on 436 attempts (61.7%) for 3,023 yards and 17 touchdowns with six interceptions and an 89.7 rating. Ran for 580 yards and six touchdowns on 95 attempts (6.1 avg.)
- Recorded his second-straight season with at least 3,000 passing yards and 500 rushing yards
- Threw for 297 yards and three touchdown passes with one interception on 18-of-30 completions (60.0%), registering a 112.8 passer rating in Week 2 vs. the N.Y. Jets (9/15)
- Led the Bills to a shutout win in Week 4 at New England (10/2), completing 27 passes on 39 attempts (69.2%) for 246 yards and a touchdown with a 94.6 passer rating
- Recorded his third-straight game with a rushing touchdown, doing so on eight attempts for 43 yards (5.4 avg.) in Week 9 at Seattle (11/7). Also completed 27-of-38 passes (71.1%) for 289 yards and a touchdown with one interception and a 90.8 passer rating
- Notched the first 300-yard performance of his career when he threw for 329 yards and three touchdowns, completed 26-of-39 passes (66.7%) in Week 16 vs. Miami (12/24). Also registered a season-high 118.4 passer rating while rushing 12 times for 60 yards (5.0 avg.)

2015 (Buffalo 14/14):

- Selected to his first Pro Bowl, replacing Panthers QB Cam Newton after initially being named as an alternate
- Started 14 games (13 at quarterback), throwing for 3,035 yards and a single-season career-high 20 touchdowns with six interceptions on 242-of-380 passing (63.7%) and a 99.4 passer rating
- Added 568 rushing yards and four rushing touchdowns on 104 attempts (5.5 avg.)
- Set a Bills franchise record with 222-consecutive pass attempts without an interception
- Started at wide receiver in the wildcat formation in Week 1 vs. Indianapolis (9/13) before taking over quarterback duties for the remainder of the game, completing 14-of-19 passes (73.7%) for 195 yards, one touchdown and a 123.8 passer rating
- Completed 23-of-30 passes (76.7%) for 242 yards and three touchdowns, while also adding five rushing attempts for 43 yards (8.6 avg.) and a score in Week 2 vs. New England (9/20)
- Threw for 277 yards and three touchdowns while completing 21 passes on 29 attempts (72.4%) for a 136.7 passer rating in Week 3 at Miami (9/27). Marked his second-straight game with at least three passing touchdowns

- Set a season high with a 146.5 passer rating after completing 11-of-12 passes (91.7%) for 181 yards and a touchdown in Week 9 vs. Miami (11/8)
- Amassed four total touchdowns (three passing, one rushing) and recorded 211 passing yards and a 127.2 passer rating in Week 13 vs. Houston (12/6). Completed a 40-yard touchdown pass to TE Charles Clay for what proved to be the game-winning score with just under two minutes remaining
- Rushed for a season-high 79 yards on nine carries (8.8 avg.) while adding 235 passing yards, two touchdowns and a 112.4 passer rating in Week 15 at Washington (12/20)

2014 (Baltimore 1/0, 0/0):

- Was active for all 16 games, but only saw game action in Week 6 at Tampa Bay (10/12)

2013 (Baltimore 3/0):

- Dressed in all 16 games as the backup quarterback, seeing action in three and totaling two passing yards, 64 rushing yards and six receiving yards

2012 (Baltimore 7/0, 0/0):

- Appeared in seven regular season games for the Super Bowl XLVII champions and completed 17-of-29 passes (58.6%) for 179 yards and one interception. Also ran 14 times for 73 yards (5.2 avg.) and one touchdown
- Rushed nine times for 65 yards (7.2 avg.), including his first-career rushing touchdown in Week 17 at Cincinnati (12/30)

2011 (Baltimore 3/0, 0/0):

- Played in three games, completing an 18-yard pass and notching a two-yard rush in his rookie season

COLLEGE:

- Played four seasons (2007-10) at Virginia Tech University in Blacksburg, Va.
- Named ACC Player of the Year as a senior (2010) after throwing for 2,521 yards and 23 touchdowns with just four interceptions on 172-of-284 passing (60.6%). Also rushed for 637 yards and five scores
- Led the Hokies to an ACC Championship game victory over Florida State (12/4/10) after earning the game's MVP award when he threw for three touchdowns and rushed for one
- Started every game as a junior (2009), completing 136-of-243 passes (56.0%) for 2,311 yards, 13 touchdowns and just five interceptions. Also had 370 yards rushing on 106 carries (3.5 avg.) and five touchdowns
- Opened his sophomore season (2008) as a redshirt but ended up playing in 12 games and notching 99-of-173 completions (57.2%) for 1,036 yards and two touchdowns, including 738 rushing yards and seven touchdowns on 147 attempts (5.0 avg.)
- Played in 11 games (five starts) as a true freshman (2007) and was second on the team in rushing with 429 yards and six touchdowns on 102 carries (4.2 avg.). Completed 72-of-134 passes (53.7%) for 927 yards, five touchdowns and three interceptions

PERSONAL:

- Attended Hampton (Va.) High School
- Accounted for 7,690 yards of total offense and 100 touchdowns in his three seasons as a starter

TEXANS BIOS

- Named the 2006 Gatorade Player of the Year in Virginia as a senior
- Earned AP first-team all-state honors as a junior when he

- led Hampton to its 17th state championship
- Started the Tyrod Taylor Foundation, which gives back to his home state of Virginia

TYROD TAYLOR'S NFL REGULAR SEASON PASSING STATISTICS

DATE	TEAM	GP	GS	ATT.	CMP.	PCT.	YDS	AVG.	TD	INT.	LG	SK	LST	RATE
2011	Ravens	3	0	1	1	100.0	18	18.0	0	0	18	2	3	118.8
2012	Ravens	7	0	29	17	58.6	179	6.2	0	1	25	3	30	62.3
2013	Ravens	3	0	5	1	20.0	2	0.4	0	1	2	0	0	0.0
2014	Ravens	1	0	0	0	0.0	0	0.0	0	0	0	0	0	0.0
2015	Bills	14	14	380	242	63.7	3,035	8.0	20	6	63	36	212	99.4
2016	Bills	15	15	436	269	61.7	3,023	6.9	17	6	84t	42	192	89.7
2017	Bills	15	14	420	263	62.6	2,799	6.7	14	4	47	46	256	89.2
2018	Browns	4	3	85	42	49.4	473	5.6	2	2	47t	13	81	64.5
2019	Chargers	8	0	6	4	66.7	33	5.5	1	0	14t	0	0	120.1
2020	Chargers	2	1	30	16	53.3	208	6.9	0	0	37	2	1	75.4
2021	Texans	6	6	150	91	60.7	966	6.4	5	5	52	13	119	76.7
TOTALS		78	53	1,542	946	61.3	10,736	7.0	59	25	84T	157	894	88.2

TYROD TAYLOR'S NFL POSTSEASON PASSING STATISTICS

DATE	TEAM	GP	GS	ATT.	CMP.	PCT.	YDS	AVG.	TD	INT.	LG	SK	LST	RATE
2011	Ravens	0	0	0	0	0.0	0	0.0	0	0	0	0	0	0.0
2012	Ravens	0	0	0	0	0.0	0	0.0	0	0	0	0	0	0.0
2014	Ravens	0	0	0	0	0.0	0	0.0	0	0	0	0	0	0.0
2017	Bills	1	1	37	17	45.9	134	3.6	0	1	16	2	15	44.2
TOTALS		1	1	37	17	45.9	134	3.6	0	1	16	2	15	44.2

TYROD TAYLOR'S NFL REGULAR SEASON RUSHING STATISTICS

DATE	TEAM	NO.	YDS.	AVG.	LG	TD
2011	Ravens	1	2	2.0	2	0
2012	Ravens	14	73	5.2	28	1
2013	Ravens	8	64	8.0	25	0
2014	Ravens	4	-3	-0.8	0	0
2015	Bills	104	568	5.5	31	4
2016	Bills	95	580	6.1	49	6
2017	Bills	84	427	5.1	32	4
2018	Browns	16	125	7.8	24	1
2019	Chargers	10	7	0.7	9	0
2020	Chargers	6	7	1.2	4	0
2021	Texans	19	151	7.9	30	3
TOTALS		361	2,001	5.5	49	19

TYROD TAYLOR'S NFL POSTSEASON RUSHING STATISTICS

DATE	TEAM	NO.	YDS.	AVG.	LG	TD
2011	Ravens	0	0	0.0	0	0
2012	Ravens	0	0	0.0	0	0
2014	Ravens	0	0	0.0	0	0
2017	Bills	7	27	3.9	9	0
TOTALS		7	27	3.9	9	0

TEXANS BIOS

TYROD TAYLOR'S NFL REGULAR SEASON PASSING/RUSHING STATISTICS

DATE	TEAM	GP	GS	PASSING										RUSHING					
				ATT.	CMP.	PCT.	YDS	AVG.	TD	INT.	LG	SK	LST	RATE	NO.	YDS.	AVG.	LG	TD
2011	Ravens	3	0	1	1	100.0	18	18.0	0	0	18	2	3	118.8	1	2	2.0	2	0
2012	Ravens	7	0	29	17	58.6	179	6.2	0	1	25	3	30	62.3	14	73	5.2	28	1
2013	Ravens	3	0	5	1	20.0	2	0.4	0	1	2	0	0	0.0	8	64	8.0	25	0
2014	Ravens	1	0	0	0	0.0	0	0.0	0	0	0	0	0.0	4	-3	-0.8	0	0	
2015	Bills	14	14	380	242	63.7	3,035	8.0	20	6	63	36	212	99.4	104	568	5.5	31	4
2016	Bills	15	15	436	269	61.7	3,023	6.9	17	6	84t	42	192	89.7	95	580	6.1	49	6
2017	Bills	15	14	420	263	62.6	2,799	6.7	14	4	47	46	256	89.2	84	427	5.1	32	4
2018	Browns	4	3	85	42	49.4	473	5.6	2	2	47t	13	81	64.5	16	125	7.8	24	1
2019	Chargers	8	0	6	4	66.7	33	5.5	1	0	14t	0	0	120.1	10	7	0.7	9	0
2020	Chargers	2	1	30	16	53.3	208	6.9	0	0	37	2	1	75.4	6	7	1.2	4	0
2021	Texans	6	6	150	91	60.7	966	6.4	5	5	52	13	119	76.7	19	151	7.9	30	3
TOTALS		78	53	1,542	946	61.3	10,736	7.0	59	25	84T	157	894	88.2	361	2,001	5.5	49	19

TYROD TAYLOR'S NFL POSTSEASON PASSING/RUSHING STATISTICS

DATE	TEAM	GP	GS	PASSING										RUSHING					
				ATT.	CMP.	PCT.	YDS	AVG.	TD	INT.	LG	SK	LST	RATE	NO.	YDS.	AVG.	LG	TD
2011	Ravens	0	0	0	0	0.0	0	0.0	0	0	0	0	0	0.0	0	0	0.0	0	0
2012	Ravens	0	0	0	0	0.0	0	0.0	0	0	0	0	0	0.0	0	0	0.0	0	0
2014	Ravens	0	0	0	0	0.0	0	0.0	0	0	0	0	0	0.0	0	0	0.0	0	0
2017	Bills	1	1	37	17	45.9	134	3.6	0	1	16	2	15	44.2	7	27	3.9	9	0
TOTALS		1	1	37	17	45.9	134	3.6	0	1	16	2	15	44.2	7	27	3.9	9	0

SINGLE-GAME HIGHS: QUARTERBACK

Pass Attempts	43 at Miami Dolphins, Nov 07, 2021	Passer Rating	146.5 vs. Miami Dolphins, Nov 08, 2015
Pass Completions	29 at New York Jets, Nov 02, 2017	Rush Attempts	14 vs. Dallas Cowboys, Dec 27, 2015
Yards Passing	329 vs. Miami Dolphins, Dec 24, 2016	Rushing Yards	79 at Washington Football Team, Dec 20, 2015
TD Passes	3 vs. Miami Dolphins, Dec 24, 2016 ...5 more at 3.	Longest Runs	49 vs. Arizona Cardinals, Sep 25, 2016
Long Passes	84t vs. New York Jets, Sep 15, 2016	Rushing TDs	2 at Tennessee Titans, Nov 21, 2021
Completion Percentage	76.9 vs. Denver Broncos, Sep 24, 2017	Rushing Average	9.6 vs. Pittsburgh Steelers, Sep 09, 2018

SINGLE-GAME HIGHS - POSTSEASON: QUARTERBACK

Pass Attempts	37 at Jacksonville Jaguars, Jan 07, 2018	Passer Rating	44.2 at Jacksonville Jaguars, Jan 07, 2018
Pass Completions	17 at Jacksonville Jaguars, Jan 07, 2018	Rush Attempts	7 at Jacksonville Jaguars, Jan 07, 2018
Yards Passing	134 at Jacksonville Jaguars, Jan 07, 2018	Rushing Yards	27 at Jacksonville Jaguars, Jan 07, 2018
Long Passes	16 at Jacksonville Jaguars, Jan 07, 2018	Longest Runs	9 at Jacksonville Jaguars, Jan 07, 2018
Completion Percentage	45.9 at Jacksonville Jaguars, Jan 07, 2018		

300-YARD PASSING GAMES (1): REGULAR SEASON

DATE	TEAM	NO.	YDS.	AVG.	LG	TD
12/24/16	DOLPHINS	26	329	12.7	53	3

TEXANS BIOS

2021 GAME-BY-GAME REGULAR-SEASON STATISTICS (TEXANS)

W	DATE	OPPONENT	P/S	PASSING										RUSHING				W/L	SCORE	
				ATT	CMP	YDS	PCT	Y/A	Y/C	TD	INT	LG	SK/YD	RATE	ATT	YDS	LG			TD
01	09/12	Jaguars	S	33	21	291	63.6	8.8	13.9	2	0	52	1/2	112.1	4	40	29	0	W	37-21
02	09/19	at Browns	S	11	10	125	90.9	11.4	12.5	1	0	32	0/0	144.3	1	15	15	1	L	21-31
03	09/23	Panthers																	L	9-24
04	10/03	at Bills																	L	0-40
05	10/10	Patriots																	L	22-25
06	10/17	at Colts																	L	3-31
07	10/24	at Cardinals																	L	5-31
08	10/31	Rams																	L	22-38
09	11/07	at Dolphins	S	43	24	240	55.8	5.6	10.0	0	3	39	5/41	42.8	3	23	10	0	L	9-17
11	11/21	at Titans	S	24	14	107	58.3	4.5	7.6	0	0	13	0/0	69.3	6	28	7	2	W	22-13
12	11/28	Jets	S	26	17	158	65.4	6.1	9.3	2	1	40	5/52	91.5	2	30	30	0	L	14-21
13	12/05	Colts	S	13	5	45	38.5	3.5	9.0	0	1	15	2/24	16.5	3	15	7	0	L	0-31
14	12/12	Seahawks																	L	13-33
15	12/19	at Jaguars																	W	30-16
16	12/26	Chargers																	W	41-29
17	01/02	at 49ers																	L	7-23
18	01/09	Titans																	L	25-28
2021 TOTALS			6-6	150	91	966	60.7	6.4	10.6	5	5	52	13/119	76.7	19	151	30	3	4-13	



TAVIERRE THOMAS

DEFENSIVE BACK

5-10 | 205 | FERRIS STATE

HOMETOWN: DETROIT, MICH. | AGE: 25

4TH NFL SEASON | 1ST WITH TEXANS | ACQUIRED: FA-'21

2021 GP/GS: 17/8 | CAREER GP/GS (POST): 62/11 (2/0)

TEAMS: CLE '18-20; HOU '21



37

TRANSACTIONS: Signed by the Arizona Cardinals as a college free agent on April 30, 2018...Waived by the Cardinals on Sept. 1, 2018...Claimed off waivers by the Cleveland Browns on Sept. 2, 2018...Signed by the Houston Texans as a free agent on March 22, 2021.

2021 (Houston 17/8):

- ✦ Posted career highs in games played (17), starts (eight), tackles (78 total, 46 solo), interceptions (two) and passes defended (four). Also tallied one tackle for loss, one quarterback hit, his first career pick-six, first career forced fumble and eight special teams tackles (five solo)
- ✦ Appeared in his first game as a Texan vs. Jacksonville (9/12), playing on special teams
- ✦ Registered his first tackle as a Texan at Cleveland (9/19)
- ✦ Made his first start as a Texan at Buffalo (10/3), tallying seven tackles (four solo)
- ✦ Logged four tackles (two solo) vs. New England (10/10)
- ✦ Made his second start of the season at Indianapolis (10/17), totaling five tackles (three solo) on defense and one tackle on special teams
- ✦ Finished tied for second on the team with seven tackles (two solo) along with one pass defended vs. the L.A. Rams (10/31)
- ✦ Tied for second-most tackles on the team with eight (six solo) at Miami (11/7)
- ✦ Led the team with three special teams tackles, also tallying five tackles on defense (three solo) at Tennessee (11/21)
- ✦ Finished with three tackles (all solo), a pass defended and one special teams tackle vs. the N.Y. Jets (11/28). Recorded his first career interception, picking off a pass from QB Zach Wilson
- ✦ Finished with four tackles (two solo), one tackle for loss and his first forced fumble of his career vs. Indianapolis (12/5)
- ✦ Tied for the team lead with a career-high 11 tackles (seven solo) at Jacksonville (12/19)
- ✦ Placed second on the team with eight tackles (six solo), tied for the third-highest total of his career, vs. the L.A. Chargers (12/26). Intercepted a pass from QB Justin Herbert and returned it 48 yards for a touchdown, his second interception of the season and first career score
- ✦ Finished with seven tackles (five solo), a quarterback hit

and two special teams tackles vs. Tennessee (1/9/22)

2020 (Cleveland 16/3, 2/0):

- ✦ Played in all 16 regular season games (three starts) and notched 20 total tackles (19 solo), 1.0 sack, two tackles for loss, one quarterback hit, one forced fumble and one fumble recovery. Also finished second on the browns with 11 special teams tackles
- ✦ Recorded his first sack of the season at Baltimore (9/13) for a seven-yard loss
- ✦ Started his first game for the Browns and logged a season-high nine solo tackles vs. Cincinnati (9/17)
- ✦ Registered five special teams tackles at Dallas (10/4), which was the most by a Browns player since 2004

2019 (Cleveland 16/0):

- ✦ Saw action in all 16 games, primarily on special teams and accumulated nine special teams tackles and one fumble recovery

2018 (Cleveland 13/0):

- ✦ Appeared in 13 games, totaling seven special teams tackles and one solo tackle

COLLEGE:

- ✦ Played four seasons (2014-17) at Ferris State University in Big Rapids, Mich.
- ✦ Named Great Lakes Intercollegiate Athletic Conference (GLIAC) defensive back of the year as a senior when he led Ferris to a fourth-straight playoff appearance as a senior (2017). Tallied four interceptions and a team-high 18 pass breakups
- ✦ Earned consensus All-America accolades as a junior (2016) after finishing the year with 59 total tackles (36 solo), a team-high six interceptions and 15 pass breakups
- ✦ Notched 48 total tackles (28 solo), three interceptions and one forced fumble in his sophomore season (2015) for the Bulldogs
- ✦ Walked on as a freshman (2014), appearing in five games and logging one interception

PERSONAL:

- ✦ Attended Detroit (Mich.) Allen High School
- ✦ Played against Texans DB Desmond King in high school
- ✦ Went to Ferris State on an academic scholarship after posting a 3.8 GPA in high school

TEXANS BIOS

TAVIERRE THOMAS' NFL REGULAR SEASON DEFENSIVE STATISTICS

DATE	TEAM	GP	GS	TACKLES							INTERCEPTIONS						FUMBLES					ST				MISC		
				TK	S	A	TFL	YDS	SK	YDS	QBH	NO	YDS	LG	TD	PD	FF	FR	TD	YDS	TK	S	A	FF	FR	S	A	
2018	Browns	13	0	1	1	0	0	0	0.0	0.0	0	0	0	0	0	0	0	0	0	0	0	7	6	1	0	0	0	0
2019	Browns	16	0	0	0	0	0	0	0.0	0.0	0	0	0	0	0	0	0	0	0	0	0	9	4	5	0	1	0	0
2020	Browns	16	3	20	19	1	2	12	1.0	7.0	1	0	0	0	0	0	0	0	1	0	0	10	10	0	1	0	0	0
2021	Texans	17	8	78	46	32	1	0	0.0	0.0	1	2	48	48t	1	4	1	0	0	0	0	8	5	3	0	0	0	0
NFL TOTALS		62	11	99	66	33	3	12	1.0	7.0	2	2	48	48T	1	4	1	1	0	0	34	25	9	1	1	0	0	

TAVIERRE THOMAS' NFL POSTSEASON DEFENSIVE STATISTICS

DATE	TEAM	GP	GS	TACKLES							INTERCEPTIONS						FUMBLES					ST				MISC		
				TK	S	A	TFL	YDS	SK	YDS	QBH	NO	YDS	LG	TD	PD	FF	FR	TD	YDS	TK	S	A	FF	FR	S	A	
2020	Browns	2	0	1	1	0	0	0	0.0	0.0	0	0	0	0	0	0	0	0	0	0	0	3	1	2	0	0	0	0
NFL TOTALS		2	0	1	1	0	0	0	0.0	0.0	0	0	0	0	0	0	0	0	0	0	0	3	1	2	0	0	0	0

SINGLE-GAME HIGHS: DEFENSIVE

Total Tackles 11 at Jacksonville Jaguars, Dec 19, 2021
Sacks 1.0 at Baltimore Ravens, Sep 13, 2020
Passes Defensed 1 vs. Los Angeles Chargers, Dec 26, 2021
...3 more at 1.
Forced Fumbles 1 vs. Indianapolis Colts, Dec 05, 2021
Fumble Recoveries 1 vs. Washington, Sep 27, 2020
Tackles For Loss 1 vs. Washington Football Team, Sep 27, 2020
...1 more at 1.

Interceptions 1 vs. Los Angeles Chargers, Dec 26, 2021
...1 more at 1.
Interception Return Yards 48 vs. Los Angeles Chargers, Dec 26, 2021
Special Teams Tackles 5 at Dallas Cowboys, Oct 04, 2020
Special Teams Forced Fumbles 1 at New York Giants, Dec 20, 2020
Special Teams Fumble Recoveries 1 at New England Patriots, Oct 27, 2019

SINGLE-GAME HIGHS - POSTSEASON: DEFENSIVE

Total Tackles 1 at Pittsburgh Steelers, Jan 10, 2021

Special Teams Tackles 3 at Pittsburgh Steelers, Jan 10, 2021

2021 GAME-BY-GAME REGULAR-SEASON STATISTICS (TEXANS)

W	DATE	OPPONENT	P/S	TACKLES							INTERCEPTIONS						FUMBLES					ST				MISC		W/L	SCORE
				TK	S	A	SK	YDS	TFL	YDS	QBH	NO	YDS	LG	TD	PD	FF	FR	TD	YDS	TK	S	A	FF	FR	S	A		
01	09/12	Jaguars	P	0	0	0	0.0	0.0	0	0	0	0	0	0	0	0	0	0	0	0	0	0	0	0	0	0	W	37-21	
02	09/19	at Browns	P	1	0	1	0.0	0.0	0	0	0	0	0	0	0	0	0	0	0	0	0	0	0	0	0	L	21-31		
03	09/23	Panthers	P	0	0	0	0.0	0.0	0	0	0	0	0	0	0	0	0	0	0	0	0	0	0	0	0	L	9-24		
04	10/03	at Bills	S	7	3	4	0.0	0.0	0	0	0	0	0	0	0	0	0	0	0	0	0	0	0	0	0	L	0-40		
05	10/10	Patriots	P	4	2	2	0.0	0.0	0	0	0	0	0	0	0	0	0	0	0	0	0	0	0	0	0	L	22-25		
06	10/17	at Colts	S	5	3	2	0.0	0.0	0	0	0	0	0	0	0	0	0	0	0	0	1	1	0	0	0	L	3-31		
07	10/24	at Cardinals	P	4	2	2	0.0	0.0	0	0	0	0	0	0	0	1	0	0	0	0	0	0	0	0	0	L	5-31		
08	10/31	Rams	S	7	2	5	0.0	0.0	0	0	0	0	0	0	1	0	0	0	0	0	0	0	0	0	0	L	22-38		
09	11/07	at Dolphins	P	8	6	2	0.0	0.0	0	0	0	0	0	0	0	0	0	0	0	0	0	0	0	0	0	L	9-17		
11	11/21	at Titans	P	5	3	2	0.0	0.0	0	0	0	0	0	0	0	0	0	0	0	0	4	3	1	0	0	W	22-13		
12	11/28	Jets	S	3	3	0	0.0	0.0	0	0	0	1	0	0	0	1	0	0	0	0	1	0	1	0	0	L	14-21		
13	12/05	Colts	P	4	3	1	0.0	0.0	1	0	0	0	0	0	0	0	1	0	0	0	0	0	0	0	0	L	0-31		
14	12/12	Seahawks	S	2	0	2	0.0	0.0	0	0	0	0	0	0	0	0	0	0	0	0	0	0	0	0	0	L	13-33		
15	12/19	at Jaguars	S	11	7	4	0.0	0.0	0	0	0	0	0	0	0	0	0	0	0	0	0	0	0	0	0	W	30-16		
16	12/26	Chargers	S	8	6	2	0.0	0.0	0	0	0	1	48	48	1	1	0	0	0	0	0	0	0	0	0	W	41-29		
17	01/02	at 49ers	P	2	1	1	0.0	0.0	0	0	0	0	0	0	0	0	0	0	0	0	0	0	0	0	0	L	7-23		
18	01/09	Titans	S	7	5	2	0.0	0.0	0	0	1	0	0	0	0	0	0	0	0	0	2	1	1	0	0	L	25-28		
2021 TOTALS			17-8	78	46	32	0.0	0.0	1	0	1	2	48	48T	1	4	1	0	0	0	8	5	3	0	0	0	4-13		



DEMARCUS WALKER

DEFENSIVE LINEMAN

6-4 | 280 | FLORIDA STATE

HOMETOWN: JACKSONVILLE, FLA. | AGE: 27

5TH NFL SEASON | 1ST WITH TEXANS | ACQUIRED: UFA-'21 (DEN)

2021 GP/GS: 13/2 | CAREER GP/GS: 49/7

TEAMS: DEN '17-'20; HOU '21



55

TRANSACTIONS: Selected by the Denver Broncos with the 19th pick of the second round (51st overall) of the 2017 NFL Draft...Signed by the Houston Texans as an unrestricted free agent on April 16, 2021...Placed on the Reserve/Injured List on Dec. 4, 2021...Placed on the Reserve/COVID-19 List on Dec. 15, 2021...Designated for return to the active roster on Dec. 23, 2021...Activated on Dec. 25, 2021.

2021 (Houston 13/2):

- ✦ Played in 13 games (two starts) in his first season as a Texan and posted a career-high 31 tackles (21 solo), also notching four tackles for loss, 2.0 sacks, one pass defended, one forced fumble and a career-high seven quarterback hits
- ✦ Appeared in his first game as a Texan vs. Jacksonville (9/12) and recorded one quarterback hit
- ✦ Recorded four tackles (all solo) at Buffalo (10/3)
- ✦ Logged three total tackles (one solo), one quarterback hit and one tackle for loss at Indianapolis (10/17)
- ✦ Finished with four tackles (all solo), one sack and two tackles for loss at Arizona (10/24). Sacked QB Kyler Murray for a loss of 14 yards, his first sack as a Texan
- ✦ Started his first game as a Texan at Tennessee (11/21), notching one tackle and one quarterback hit
- ✦ Tallied two tackles (one solo), one sack and a tackle for loss vs. the N.Y. Jets (11/28). Sacked QB Zach Wilson for a three-yard loss
- ✦ Posted two tackles (one solo) and one forced fumble vs. the L.A. Chargers (12/26). Forced a fumble from RB Justin Jackson that was recovered by DB Jonathan Owens, marking the second forced fumble of his career
- ✦ Tied his season high with four tackles (all solo) while adding a quarterback hit and his second career pass defended vs. Tennessee (1/9/22)

2020 (Denver 13/4):

- ✦ Appeared in 13 games (four starts) and logged a single-season career-high 4.5 sacks, while also adding 18 total tackles (nine solo), five quarterback hits, three tackles for loss and a forced fumble
- ✦ Made his first start of the season at Atlanta (11/8) and contributed his first sack of the year for a six-yard loss
- ✦ Notched the second multi-sack game of his career vs. New Orleans (11/29) when he took down Saints QB Taysom Hill twice and also forced a fumble in the contest
- ✦ Recorded 1.0 sack for an eight-yard loss at Carolina (12/13), which marked his single-season career high in sacks (4.5)

2019 (Denver 10/1):

- ✦ Saw action in 10 games (one start), accumulating 22 total tackles (13 solo), 4.0 sacks, five tackles for loss, five quarterback hits and one pass defended
- ✦ Started his first game of the season vs. Jacksonville (9/29) and notched four total tackles (three solo) and 1.0 sack
- ✦ Tallied his first career multi-sack game vs. Tennessee (10/13) when he took down Titans QB Ryan Tannehill twice for 18 yards in a shutout victory
- ✦ Posted a season-high five total tackles (three solo), 1.0 sack, one tackle for loss and one quarterback hit vs. Kansas City (10/17). Recorded consecutive games with a sack for the first time in his career

2018 (Denver 3/0):

- ✦ Played in three games, logging four total tackles (two solo), 1.0 sack, one quarterback hit, one tackle for loss and one fumble recovery
- ✦ Recovered a fumble in the third quarter to set up a Broncos touchdown at Arizona (10/18)
- ✦ Added his first sack of the season when he took down Texans QB Deshaun Watson for a six-yard loss at Houston (11/4)

2017 (Denver 10/0):

- ✦ Appeared in 10 games and contributed seven solo tackles, 1.0 sack, five quarterback hits and one tackle for loss
- ✦ Made his NFL debut at the L.A. Chargers (9/11)
- ✦ Notched his first quarterback hit of the season at Buffalo (9/24)
- ✦ Recorded his first career sack and added two quarterback hits vs. Kansas City (12/31)

COLLEGE:

- ✦ Played four seasons (2013-16) at Florida State University in Tallahassee, Fla.
- ✦ Was named a consensus All-American and the ACC Defensive Player of the Year as a senior (2016) after finishing the season with 68 total tackles (46 solo), 21.5 tackles for loss, 16.0 sacks, three forced fumbles and two fumble recoveries. His 16.0 sacks were the second highest in the nation and third most in a season at FSU
- ✦ Earned All-ACC Second Team honors from the media after establishing single-season career highs in total tackles (58), tackles for loss (15.5), sacks (10.5), pass breakups (five) and forced fumbles (four) in his junior season (2015)
- ✦ Saw action in all 14 games (11 starts) and boasted 38 total tackles (27 solo), 6.0 tackles for loss, 1.0 sack, four quarterback hits and one forced fumble as a sophomore

TEXANS BIOS

(2014)

- Played in 12 games (three starts) and finished his freshman campaign (2013) with 18 total tackles (nine solo), 2.0 tackles for loss, 1.0 sack and three quarterback hits during the Seminoles run to a BCS National Championship

PERSONAL:

- Attended Sandalwood High School in Jacksonville, Fla.
- Garnered all-state honors by the Associated Press and All-Area by the Florida Times Union in 2012 and 2011
- Has returned to speak to Sandalwood and Rufus E. Payne Elementary School students about his experiences growing up in Jacksonville

DEMARCUS WALKER'S NFL REGULAR SEASON DEFENSIVE STATISTICS

DATE	TEAM	GP	GS	TACKLES							INTERCEPTIONS					FUMBLES				ST				MISC					
				TK	S	A	TFL	YDS	SK	YDS	QBH	NO	YDS	LG	TD	PD	FF	FR	TD	YDS	TK	S	A	FF	FR	S	A		
2017	Broncos	10	0	7	7	0	1	7	1.0	7.0	5	0	0	0	0	0	0	0	0	0	0	0	0	0	0	0	0	0	0
2018	Broncos	3	0	4	2	2	1	6	1.0	6.0	1	0	0	0	0	0	0	0	0	1	0	0	0	0	0	0	0	0	0
2019	Broncos	10	1	22	13	9	5	27	4.0	24.0	5	0	0	0	0	1	0	0	0	0	0	0	0	0	0	0	0	0	0
2020	Broncos	13	4	18	9	9	3	22	4.5	28.5	5	0	0	0	0	0	1	0	0	0	0	0	0	0	0	0	0	0	0
2021	Texans	13	2	31	21	10	4	18	2.0	17.0	7	0	0	0	0	1	1	0	0	0	0	0	0	0	0	0	0	0	0
NFL TOTALS		49	7	82	52	30	14	80	12.5	82.5	23	0	0	0	0	2	2	1	0	0	0	0	0	0	0	0	0	0	0

SINGLE-GAME HIGHS: DEFENSIVE

Total Tackles	5 vs. Kansas City Chiefs, Oct 17, 2019	Forced Fumbles	1 vs. Los Angeles Chargers, Dec 26, 2021 ...1 more at 1.
Sacks	2.0 vs. New Orleans Saints, Nov 29, 2020 ...1 more at 2.0.	Fumble Recoveries	1 at Arizona Cardinals, Oct 18, 2018
Passes Defensed	1 vs. Tennessee Titans, Jan 09, 2022 ...1 more at 1.	Tackles For Loss	2 at Arizona Cardinals, Oct 24, 2021 ...1 more at 2.

2021 GAME-BY-GAME REGULAR-SEASON STATISTICS (TEXANS)

W	DATE	OPPONENT	P/S	TACKLES							INTERCEPTIONS					FUMBLES				ST				MISC		W/L	SCORE					
				TK	S	A	SK	YDS	TFL	YDS	QBH	NO	YDS	LG	TD	PD	FF	FR	TD	YDS	TK	S	A	FF	FR			S	A			
01	09/12	Jaguars	P	1	0	1	0.0	0.0	0	0	1	0	0	0	0	0	0	0	0	0	0	0	0	0	0	0	0	0	0	0	W	37-21
02	09/19	at Browns		INACTIVE																							L	21-31				
03	09/23	Panthers	P	2	1	1	0.0	0.0	0	0	1	0	0	0	0	0	0	0	0	0	0	0	0	0	0	0	0	0	0	L	9-24	
04	10/03	at Bills	P	4	4	0	0.0	0.0	0	0	0	0	0	0	0	0	0	0	0	0	0	0	0	0	0	0	0	0	0	L	0-40	
05	10/10	Patriots	P	2	2	0	0.0	0.0	0	0	0	0	0	0	0	0	0	0	0	0	0	0	0	0	0	0	0	0	L	22-25		
06	10/17	at Colts	P	3	1	2	0.0	0.0	1	0	1	0	0	0	0	0	0	0	0	0	0	0	0	0	0	0	0	0	L	3-31		
07	10/24	at Cardinals	P	4	4	0	1.0	14.0	2	15	1	0	0	0	0	0	0	0	0	0	0	0	0	0	0	0	0	L	5-31			
08	10/31	Rams	P	3	1	2	0.0	0.0	0	0	1	0	0	0	0	0	0	0	0	0	0	0	0	0	0	0	0	L	22-38			
09	11/07	at Dolphins	P	1	0	1	0.0	0.0	0	0	0	0	0	0	0	0	0	0	0	0	0	0	0	0	0	0	0	L	9-17			
11	11/21	at Titans	S	1	0	1	0.0	0.0	0	0	1	0	0	0	0	0	0	0	0	0	0	0	0	0	0	0	0	W	22-13			
12	11/28	Jets	P	2	1	1	1.0	3.0	1	3	0	0	0	0	0	0	0	0	0	0	0	0	0	0	0	0	L	14-21				
13	12/05	Colts		RESERVE/INJURED																							L	0-31				
14	12/12	Seahawks		RESERVE/INJURED																							L	13-33				
15	12/19	at Jaguars		RESERVE/COVID-19																							W	30-16				
16	12/26	Chargers	S	2	1	1	0.0	0.0	0	0	0	0	0	0	0	0	1	0	0	0	0	0	0	0	0	0	0	W	41-29			
17	01/02	at 49ers	P	2	2	0	0.0	0.0	0	0	0	0	0	0	0	0	0	0	0	0	0	0	0	0	0	0	0	L	7-23			
18	01/09	Titans	P	4	4	0	0.0	0.0	0	0	1	0	0	0	0	1	0	0	0	0	0	0	0	0	0	0	0	L	25-28			
2021 TOTALS		13-2	31	21	10	2.0	17.0	4	18	7	0	0	0	0	1	1	0	0	0	0	0	0	0	0	0	0	0	4-13				



GARRET WALLOW

LINEBACKER

6-2 | 230 | TCU

HOMETOWN: NEW ORLEANS, LA. | AGE: 22
 ROOKIE | 1ST WITH TEXANS | ACQUIRED: D5B-'21
 2021 GP/GS: 17/2 | CAREER GP/GS: 17/2
 TEAMS: HDU '21



32

TRANSACTIONS: Selected by the Houston Texans with the 26th pick of the fifth round (170th overall) of the 2021 NFL Draft.

2021 (Houston 17/2):

- ✔ Played in all 17 games and made two starts, totaling 20 defensive tackles (13 solo), two tackles for loss, 1.0 sack, one quarterback hit and three special teams tackles (two solo)
- ✔ Made his NFL debut in the season opener vs. Jacksonville (9/12), appearing on special teams
- ✔ Recorded his first career tackle on special teams vs. Carolina (9/23)
- ✔ Logged a career-high two tackles (both solo) vs. Indianapolis (12/5)
- ✔ Tallied two tackles (both solo) and his first career tackle for loss vs. Seattle (12/12)
- ✔ Made his first career start and tied for the team lead with a career-high 11 tackles (six solo), also notching 1.0 sack, one quarterback hit and one tackle for loss at Jacksonville (12/19). Sacked QB Trevor Lawrence for a one-yard loss in the fourth quarter, his first career sack
- ✔ Logged four tackles (two solo) vs. the L.A. Chargers (12/26)

COLLEGE:

- ✔ Played four seasons (2017-20) at Texas Christian

University in Fort Worth, Texas, where he appeared in 49 games over his collegiate career and totaled 295 tackles (177 solo), 32.5 tackles for loss, 9.5 sacks, five passes defended, three forced fumbles and one interception

- ✔ Earned First Team All-Big 12 honors in 2020 after logging 90 total tackles (50 solo), which was the second most in the Big 12 on the year. Also contributed 9.0 tackles for loss, 3.0 sacks, three forced fumbles and five quarterback hits
- ✔ Ranked tied for ninth nationally at 10.4 tackles per game in 2019
- ✔ Made seven starts while seeing action in all 13 contests and placed third on the team with 72 tackles (46 solo) on the 2018 season
- ✔ Appeared in all 14 games as a true freshman and recorded eight total tackles on the season (four solo) while leading the team in special teams tackles with seven in 2017

PERSONAL:

- ✔ Attended John Curtis Christian School in New Orleans
- ✔ Totaled 67 stops, including a sack, with an interception and forced fumble his senior year
- ✔ Was named First Team All-State twice as a safety
- ✔ Lettered in basketball and also ran track as a senior at John Curtis, clocking personal bests in the 100 meters (11.30) and 400 meters (52.36)

GARRET WALLOW'S NFL REGULAR SEASON DEFENSIVE STATISTICS

DATE	TEAM	GP	GS	TACKLES							INTERCEPTIONS					FUMBLES				ST				MISC				
				TK	S	A	TFL	YDS	SK	YDS	QBH	NO	YDS	LG	TD	PD	FF	FR	TD	YDS	TK	S	A	FF	FR	S	A	
2021	Texans	17	2	20	13	7	2	4	1.0	1.0	1	0	0	0	0	0	0	0	0	0	0	3	2	1	0	0	0	0
NFL TOTALS		17	2	20	13	7	2	4	1.0	1.0	1	0	0	0	0	0	0	0	0	0	0	3	2	1	0	0	0	0

SINGLE-GAME HIGHS: DEFENSIVE

Total Tackles 11 at Jacksonville Jaguars, Dec 19, 2021
Sacks 1.0 at Jacksonville Jaguars, Dec 19, 2021

Tackles For Loss 1 at Jacksonville Jaguars, Dec 19, 2021
 ...1 more at 1.
Special Teams Tackles 1 at Buffalo Bills, Oct 03, 2021
 ...1 more at 1.

TEXANS BIOS

2021 GAME-BY-GAME REGULAR-SEASON STATISTICS (TEXANS)

W	DATE	OPPONENT	P/S	TACKLES							INTERCEPTIONS					FUMBLES				ST				MISC		W/L	SCORE									
				TK	S	A	SK	YDS	TFL	YDS	QBH	NO	YDS	LG	TD	PD	FF	FR	TD	YDS	TK	S	A	FF	FR			S	A							
01	09/12	Jaguars	P	0	0	0	0.0	0.0	0	0	0	0	0	0	0	0	0	0	0	0	0	0	0	0	0	0	0	0	0	0	0	0	0	0	W	37-21
02	09/19	at Browns	P	0	0	0	0.0	0.0	0	0	0	0	0	0	0	0	0	0	0	0	0	0	0	0	0	0	0	0	0	0	0	0	0	L	21-31	
03	09/23	Panthers	P	0	0	0	0.0	0.0	0	0	0	0	0	0	0	0	0	0	0	0	0	0	0	0	0	0	0	1	1	0	0	0	0	L	9-24	
04	10/03	at Bills	P	1	1	0	0.0	0.0	0	0	0	0	0	0	0	0	0	0	0	0	0	0	0	0	0	0	1	0	1	0	0	0	0	L	0-40	
05	10/10	Patriots	P	0	0	0	0.0	0.0	0	0	0	0	0	0	0	0	0	0	0	0	0	0	0	0	0	0	0	0	0	0	0	0	0	L	22-25	
06	10/17	at Colts	P	0	0	0	0.0	0.0	0	0	0	0	0	0	0	0	0	0	0	0	0	0	0	0	0	0	0	0	0	0	0	0	0	L	3-31	
07	10/24	at Cardinals	P	0	0	0	0.0	0.0	0	0	0	0	0	0	0	0	0	0	0	0	0	0	0	0	0	0	0	0	0	0	0	0	0	L	5-31	
08	10/31	Rams	P	0	0	0	0.0	0.0	0	0	0	0	0	0	0	0	0	0	0	0	0	0	0	0	0	0	0	0	0	0	0	0	0	L	22-38	
09	11/07	at Dolphins	P	0	0	0	0.0	0.0	0	0	0	0	0	0	0	0	0	0	0	0	0	0	0	0	0	0	0	0	0	0	0	0	0	L	9-17	
11	11/21	at Titans	P	0	0	0	0.0	0.0	0	0	0	0	0	0	0	0	0	0	0	0	0	0	0	0	0	0	0	0	0	0	0	0	0	W	22-13	
12	11/28	Jets	P	0	0	0	0.0	0.0	0	0	0	0	0	0	0	0	0	0	0	0	0	0	0	0	0	0	0	0	0	0	0	0	0	L	14-21	
13	12/05	Colts	P	2	2	0	0.0	0.0	0	0	0	0	0	0	0	0	0	0	0	0	0	0	0	0	0	0	0	0	0	0	0	0	0	L	0-31	
14	12/12	Seahawks	P	2	2	0	0.0	0.0	1	3	0	0	0	0	0	0	0	0	0	0	0	0	0	0	0	0	0	0	0	0	0	0	0	L	13-33	
15	12/19	at Jaguars	S	11	6	5	1.0	1.0	1	1	1	0	0	0	0	0	0	0	0	0	0	0	0	0	0	0	0	0	0	0	0	0	0	W	30-16	
16	12/26	Chargers	S	4	2	2	0.0	0.0	0	0	0	0	0	0	0	0	0	0	0	0	0	0	0	0	0	0	0	0	0	0	0	0	0	W	41-29	
17	01/02	at 49ers	P	0	0	0	0.0	0.0	0	0	0	0	0	0	0	0	0	0	0	0	0	0	0	0	0	0	1	1	0	0	0	0	0	L	7-23	
18	01/09	Titans	P	0	0	0	0.0	0.0	0	0	0	0	0	0	0	0	0	0	0	0	0	0	0	0	0	0	0	0	0	0	0	0	0	L	25-28	
2021 TOTALS			17-2	20	13	7	1.0	1.0	2	4	1	0	0	0	0	0	0	0	0	0	0	0	0	0	0	3	2	1	0	0	0	0	4-13			



DESHAUN WATSON

QUARTERBACK

6-2 | 215 | CLEMSON

HOMETOWN: GAINESVILLE, GA. | AGE: 26
 5TH NFL SEASON | 5TH WITH TEXANS | ACQUIRED: D1-'17
 CAREER GP/GS (POST): 54/53 (3/3)
 TEAMS: HOU '17-21



4

TRANSACTIONS: Selected by the Houston Texans with the 12th pick in the first round (12th overall) of the 2017 NFL Draft...Signed contract extension with the Texans on Sept. 5, 2020.

HONORS:

- ✦ AFC Offensive Player of the Month (2x – October 2017, October 2019)
- ✦ AFC Offensive Player of the Week (5x – Week 4, 2017; Week 3, 2019; Week 5, 2019; Week 13, 2019; Week 11, 2020)
- ✦ Pro Bowl selection (3x – 2018-20)
- ✦ Pro Football Weekly All-Rookie (2017)
- ✦ NFL Offensive Rookie of the Month (October 2017)
- ✦ FedEx Air Player of the Week (Week 4, 2017)

CAREER:

- ✦ Owns 14,539 passing yards, 104 passing touchdowns, 1,677 rushing yards and 17 rushing touchdowns in 54 career games (53 starts)
- ✦ Led the NFL in passing yards in 2020 with 4,823, while also setting the franchise's single-season record for passing touchdowns (33)
- ✦ Only player in NFL history to record consecutive seasons with 25-or-more passing touchdowns and five-or-more rushing touchdowns. Joins Steve Young (1994, 1998) as the only quarterbacks in NFL history with more than one of such season
- ✦ First player in NFL history to surpass 10,000 career passing yards and 1,000 career rushing yards in his first 40 career games
- ✦ First player in NFL history to record over 70 passing touchdowns and 15 rushing touchdowns in his first 40 games
- ✦ Joined Aaron Rodgers, Drew Brees, Steve Young and Peyton Manning (twice) as the only five players with at least 275 passing yards and a 105.0 passer rating in five consecutive games in a season in NFL history
- ✦ Became the fifth player since the AFL/NFL merger to record over 26 passing touchdowns and seven rushing touchdowns in a single season, joining Steve Young (1994), Daunte Culpepper (2000), Cam Newton (2015) and Lamar Jackson (2019)
- ✦ Owns 12 career games with at least 250 passing yards and 40 rushing yards, which passes Daunte Culpepper for the sixth-most in NFL history and is the most in the NFL since 2017
- ✦ Eclipsed 1,000 career rushing yards in his 30th game. Only seven quarterbacks in NFL history reached 1,000 career rushing yards faster: Lamar Jackson, Cam Newton,

Michael Vick, Randall Cunningham, Robert Griffin, Josh Allen and Bobby Douglass

- ✦ Owns three games of five-or-more passing touchdowns and no interceptions, and did so within his first 28 career games. The next fastest player to record three-or-more games with five touchdown passes and no interceptions was Peyton Manning, who accomplished the feat in his 99th career game
- ✦ Became the fastest player to record 50 passing touchdowns and 10 rushing touchdowns in NFL history (27 games)
- ✦ Owns the most career postseason passing yards (870), postseason passing touchdowns (four), postseason completions (80) and the second-most postseason rushing yards (168) in Texans history

2021 (Houston 0/0):

- ✦ Was inactive in all 17 games

2020 (Houston 16/16):

- ✦ Started all 16 games and passed for an NFL-leading 4,823 yards with a franchise record 33 touchdown passes, 8.9 yards per attempt and a 112.4 passer rating while only throwing seven interceptions. Also rushed for 444 yards on 90 carries (4.9 avg.) with three touchdowns
- ✦ Completed 20-of-32 passes (62.5 percent) for 253 passing yards, one touchdown, one interception and a 84.5 rating while adding 27 rushing yards and one touchdown on six carries (4.5 avg.). Passed David Carr (1,235) for the most rushing yards by a quarterback in franchise history and the eighth-most rushing yards by any player in team history
- ✦ Threw for 275 yards and one touchdown pass on 25-of-36 completions (69.4 percent) and became the first player in NFL history with 10,000 passing yards and 1,000 rushing yards in their first 40 games in Week 2 vs. Baltimore (9/20)
- ✦ Completed 19-of-27 passes (70.4 percent) for 264 yards, two touchdowns, one interception and a 110.7 rating in Week 3 at Pittsburgh (9/27)
- ✦ Completed 20-of-33 passes (60.6 percent) for 300 yards, two touchdowns, no interceptions and a 110.7 rating in Week 4 vs. Minnesota (10/4), becoming the first quarterback in franchise history to throw for at least 250 passing yards in each of the first four games of a season
- ✦ Finished with 359 passing yards on 25-of-35 completed passes (71.4 percent), three touchdowns, two interceptions with a 109.1 rating in Week 5 vs. Jacksonville (10/11), tying for the longest streak in

franchise history (three games) with at least 250 passing yards and two touchdown passes

- ✦ Completed 28-of-37 passes (75.7 percent) for 335 yards, four touchdowns, zero interceptions and a 138.9 rating in Week 6 at Tennessee (10/18). Logged his 12th career game with at least three touchdown passes, which ties Matt Schaub for the most in team history
- ✦ Completed 29-of-39 passes (74.4 percent) for 309 yards, two touchdowns, zero interceptions and an 114.2 rating in Week 7 vs. Green Bay (10/25), notching his fifth-straight game with a passer rating of at least 100.0, which is a career-best and franchise record
- ✦ Finished with 281 passing yards on 19-of-32 completions (59.4 percent) with two touchdowns, zero interceptions and a 109.0 rating, while also adding 50 rushing yards on 10 carries (5.0 avg.) in Week 9 at Jacksonville (11/8). Became the eighth quarterback in NFL history and first in franchise history with at least 250 passing yards and one touchdown in each of the first eight games of a season
- ✦ Earned AFC Player of the Week Honors when he completed 28-of-37 passes (75.7 percent) for 344 yards, two touchdowns, zero interceptions and a 121.9 rating and ran for 36 yards and one touchdown on six carries (6.0 avg.) in Week 11 vs. New England. Became the fourth quarterback since 2017 with at least five player of the week awards
- ✦ Completed 17-of-28 passes (68.0 percent) for 318 yards, four touchdowns, zero interceptions and an 150.4 rating in Week 12 at Detroit (11/26) and joined QB Tom Brady as the only players in NFL history with at least four touchdown passes and a 150.0 quarterback rating on Thanksgiving Day
- ✦ Passed for 341 yards on 26-of-38 completions (68.4 percent) and ran for 38 yards and one touchdown on seven carries (5.4 avg.) in Week 13 vs. Indianapolis (12/6). Became the first quarterback in NFL history with at least 13,000 passing yards and 1,500 rushing yards in their first 50 games
- ✦ Completed 21-of-30 passes (70.0 percent) for 219 yards, one touchdown, zero interceptions and a 101.9 rating in Week 14 at Chicago (12/14). Recorded the most games with a 100.0 passer rating in a single season in franchise history (nine)
- ✦ Notched 33-of-41 completions (80.5 percent) for 373 yards, two touchdowns, zero interceptions and a 120.8 rating and became the first player in Texans history to complete at least 80 percent of his passes in a game (min. 40 attempts) in Week 15 at Indianapolis (12/20)
- ✦ Completed 24-of-33 passes (72.7 percent) for 324 yards, three touchdowns, zero interceptions and a 133.9 rating in Week 16 vs. Cincinnati (12/27). Set the single-season franchise record for touchdown passes (30) and became the fifth-fastest player to 100 passing touchdowns in NFL history.
- ✦ Recorded 28-of-39 completions (71.8 percent) for 365 yards, three touchdowns, one interception and a 115.9 rating in Week 17 vs. Tennessee (1/3/21), which gave him the most 300-yard passing games (10) and multiple passing touchdown games (11) in a single season in franchise history

2019 (Houston 15/15, 2/2):

- ✦ Started in 15 games and threw for 3,852 passing yards, 26 passing touchdowns and 12 interceptions, while rushing

82 times for 413 yards (5.0 avg.) and seven touchdowns

- ✦ Started both postseason contests and totaled 635 pass yards and three touchdowns with no interceptions, while rushing 20 times for 92 yards (4.6 avg.) and two touchdowns
- ✦ In the season opener at New Orleans (9/9), completed 20-of-30 passes (66.7 percent) for 268 yards, three touchdowns, one interception and a 114.3 rating, while rushing for 40 yards and a touchdown.
- ✦ Completed 25-of-34 passes (73.5 percent) for 351 yards, three touchdowns, no interceptions and a 135.8 passer rating in the Week 3 victory over the L.A. Chargers (9/22). Became the fastest player in NFL history (26 games) to record 6,500 passing yards and 500 rushing yards, the fastest player in NFL history (26 games) to record 50 passing touchdowns and five rushing touchdowns and the fourth-fastest player in NFL history (26 games) to record 50 career passing touchdowns
- ✦ Completed 28-of-33 passes (84.8 percent) for 426 yards, five touchdowns, no interceptions and a 158.3 rating vs. Atlanta (10/6). Became the first player to throw for at least 400 yards and five touchdowns with five-or-fewer incompletions in a single game in NFL history. Became the third quarterback since 1950 to post at least 400 passing yards, five passing touchdowns and a 158.3 passer rating, joining Nick Foles (2003) and Jared Goff (2018)
- ✦ Completed 30-of-42 passes (71.4 percent) for 280 passing yards, one passing touchdown and one interception, while rushing for 42 yards and two touchdowns on 10 carries (4.2 avg.) at Kansas City (10/13), marking his second-career game with multiple rushing touchdowns, which passed David Carr for the most among quarterbacks in franchise history
- ✦ Completed 27-of-39 passes (69.2 percent) for 279 yards, three touchdowns, no interceptions and a 115.2 passer rating vs. Oakland (10/27), while also rushing for 46 yards on 10 carries (4.6 avg.)
- ✦ Finished with 201 passing yards and two touchdowns with no interceptions, completing 22-of-28 passes (78.6 percent) for a 120.4 passer rating in the win over Jacksonville at Wembley Stadium in London (11/3) while also adding 37 rushing yards on seven carries (5.3 avg.). Became the first player in NFL history to record over 17 passing touchdowns (18) and five rushing touchdowns (five) through the first nine games of a season
- ✦ Threw for 298 yards, two touchdowns and one interception in the Thursday night win over Indianapolis (11/21), completing 19-of-30 passes (63.3 percent) while also rushing for 10 yards on three carries (3.3 avg.). Joined Steve Young (1994) as the only players to record over 20 passing touchdowns, five rushing touchdowns and a passer rating above 100 through the first 11 games of a season in NFL history
- ✦ Completed 18-of-25 passes (72.0 percent) for 234 yards, three touchdowns, no interceptions and a 140.7 rating and also caught a six-yard touchdown pass in the fourth quarter vs. New England (12/1). Joined Jim McMahon (Week 4 of 1985) as the only players to have at least three passing touchdowns and a receiving touchdown in a single game in the Super Bowl era
- ✦ Posted 292 passing yards, two touchdowns, two interceptions and a 63.1 passer rating vs. Denver (12/8), while rushing for 44 yards and two touchdowns on six carries (7.3 avg.). Became the third player in NFL history

to record over 24 passing touchdowns and seven rushing touchdowns while maintaining a passer rating above 100 through the first 13 games of a season (Steve Young and Lamar Jackson)

- ✦ Completed 20-of-25 passes (80.0 percent) for 247 yards, one touchdown, no interceptions and a 121.2 passer rating, while rushing for a team-high 55 yards and one touchdown on 14 carries (3.9 avg.) in the win over Buffalo in the Wild Card Round (1/4/20). Notched the second-highest passer rating in a postseason game since 2017, registered the second-longest rushing touchdown in Texans postseason history and set Texans single-game postseason records in passer rating (121.2), completion percentage (80.0) and yards per attempt (9.88)
- ✦ Completed 31-of-52 passes (59.6 percent) for 388 passing yards, two touchdowns, no interceptions and a 95.7 rating and ran for 37 yards and one touchdown on six carries (6.2 avg.) in the Divisional Round at Kansas City (1/12/20). Became the sixth player in NFL history to throw for over 375 passing yards and rush for over 25 rushing yards in a postseason game in NFL history, the fourth NFL player with over 375 passing yards and two passing touchdowns in a playoff game since he entered the league in 2017 and the first player in Texans history to throw a touchdown in three-consecutive postseason games

2018 (Houston 16/16, 1/1)

- ✦ Finished the season 345-of-505 passing (68.3 percent) for 4,165 yards, 26 touchdowns, nine interceptions and a franchise-record 103.1 passer rating. Also rushed 99 times for 551 yards (5.6 avg.) and five touchdowns
- ✦ Became the first quarterback to record at least 4,000 yards and 25 passing touchdowns and rush for 500 yards and five touchdowns in a single season in NFL history
- ✦ Threw for 310 yards, two touchdowns and one interception on 22-of-32 passing (68.8 percent) and rushed for 44 yards on five carries (8.8 avg.) at Tennessee (9/16)
- ✦ Completed 24-of-40 passes (60.0 percent) for 285 yards, two touchdowns, one interception and a 98.4 passer rating vs. the N.Y. Giants (9/23). Also rushed for a team-high 36 yards on five carries (7.2 avg.)
- ✦ Completed 29-of-42 passes (69.0 percent) for 375 yards and two touchdowns with one interception at Indianapolis (9/30). Also ran for 41 yards on six carries (6.8 avg.) and one touchdown. Became only the third quarterback since the NFL/AFL merger to throw for at least 375 yards and two touchdowns and rush for 40-or-more yards and one touchdown. Matched Kurt Warner and Marc Bulger for the most games (eight) with multiple touchdown passes through a player's first 11 career games in NFL history
- ✦ Threw for 375 yards and one touchdown on 33-of-44 passing (75.0 percent) and rushed 10 times for 40 yards (4.0 avg.) vs. Dallas (10/7). Extended his streak of games with at least 375 yards passing and 35 yards rushing to three. No other quarterback has ever accomplished that feat in back-to-back games in NFL history
- ✦ Completed 16-of-20 passes (80.0 percent) for 239 yards, five touchdowns, no interceptions and a 156.0 passer rating vs. Miami (10/25). Recorded more touchdown passes (five) than incompletions (four) and led the team to three touchdown drives that lasted under one minute. Became the first quarterback to record multiple games

with at least five touchdown passes within a player's first 15 career games since the AFL/NFL merger and the first since QB Norm Van Brocklin in 1950

- ✦ Finished with 210 yards and two touchdowns on 19-of-24 passing (79.2 percent) and rushed for a career-high 70 yards and one touchdown vs. Tennessee (11/26)
- ✦ Completed 22-of-31 passes (71.0 percent) for 224 yards and one touchdown and rushed seven times for 30 yards (4.3 avg.) vs. Cleveland (12/2). Set a franchise record for the most consecutive games with a touchdown pass (17)
- ✦ Threw for 267 yards and one touchdown, no interceptions and a 99.3 passer rating on 27-of-38 passing (71.1 percent) vs. Indianapolis (12/9). Rushed for 35 yards on five carries (7.0 avg.). Joined Cam Newton (2017) and Russell Wilson (2017) as the only quarterbacks to throw for at least 3,000 yards and 20 touchdowns and rush for 400 yards in a single season since the beginning of the 2016 season
- ✦ Completed 22-of-28 passes (78.6 percent) for 294 yards and two touchdowns at the N.Y. Jets (12/15). Also rushed for 26 yards on four attempts (6.5 avg.)
- ✦ Recorded 339 yards on 29-of-40 passes (72.5 percent) and two touchdowns, and rushed eight times for 49 yards (6.1 avg.) and two touchdowns at Philadelphia (12/23). Became the first quarterback to throw for at least 330 yards and two touchdowns and rush for 40 yards and two touchdowns in a single game since Michael Vick in Week 10 of the 2010 season. Watson, Vick and Steve Young are the only three quarterbacks in NFL history to accomplish the feat in a game
- ✦ Finished with 235 yards on 29-of-49 passing (59.1 percent) with one touchdown and one interception vs Indianapolis (1/5/19) in the Wild Card Round. Also rushed eight times for a career-high 76 yards (9.5 avg.). Joined Donovan McNabb and Colin Kaepernick as the only quarterbacks to throw for at least 200 yards and rush for 75 yards in a postseason game since 2000

2017 (Houston 7/6):

- ✦ Completed 126-of-204 passes (61.8 percent) for 1,699 yards and 19 touchdowns, while rushing for 269 yards and two touchdowns on 36 carries (7.5 avg.) in seven games as a rookie
- ✦ Set NFL records for most passing touchdowns (19) through a player's first seven career games and most passing touchdowns (18 in Weeks 3-8) by a rookie over any five-game span in NFL history
- ✦ Recorded three games with four-or-more passing touchdowns, joining Fran Tarkenton as the only rookies in NFL history to do so
- ✦ Joined Cam Newton as the only rookies in NFL history to average 240-or-more passing yards and 35-or-more rushing yards per game
- ✦ Was the first rookie quarterback in NFL history with two games of 300-or-more passing yards and 40-or-more rushing yards in a season
- ✦ Played in the second half of the season opener vs. Jacksonville (9/10). Threw for a touchdown on the first drive of his NFL career
- ✦ Made his first career start at Cincinnati (9/14) and recorded the longest rush ever by a Texans quarterback (49 yards), compiled the most rushing yards ever by a Texans quarterback (67), became the first quarterback to score touchdowns in his first two games with the Texans

and led the team in both rushing and passing

- Became the first quarterback in franchise history and fourth rookie since 2000 to record 300-plus passing yards and 40-plus rushing yards in a single game at New England (9/24). Watson's 301 passing yards established a Texans single-game rookie record and he became the first rookie quarterback to throw for 300-plus yards against the defending Super Bowl champions since Cam Newton did so against the Green Bay Packers in 2011. Recorded his first multi-touchdown game and guided the Texans to their most points (30) since Week 16 of the 2015 season. Watson and RB D'Onta Foreman combined for 664 yards passing and rushing through the first three games of the season, the most by a rookie combination in franchise history and second most among rookie combinations in the NFL
- Completed 25-of-34 passes (73.5 percent) for 283 yards and four touchdowns and added 24 yards and one score on the ground vs. Tennessee (10/1). With his performance, Watson tied the all-time rookie quarterback record with five touchdowns in the game and became the first quarterback to throw for four touchdowns and run for one since Fran Tarkenton in 1961. Watson became the only rookie in NFL history with seven-or-more passing touchdowns and two-or-more rushing touchdowns in his team's first four games of a season, became the first rookie quarterback in team history with three-or-more touchdown passes in a game and led the Texans to a team-record 57 points
- Completed 16-of-31 passes (51.6 percent) for 261 yards and five touchdowns and added 31 rushing yards vs. Kansas City (10/8). With his Week 5 performance, Watson became the first rookie quarterback in NFL history to produce five-or-more touchdowns in consecutive games and became the second rookie quarterback to throw for four-or-more touchdowns in back-to-back games. Watson also became the first rookie quarterback to throw for 260 yards and rush for 20 yards in three consecutive games and became the first rookie quarterback to total 12 touchdowns in his first five games
- Threw for 225 yards and three touchdowns and added 23 rushing yards vs. Cleveland (10/15). His 15 passing touchdowns were the most by a rookie in his first six games and tied the NFL record for most passing touchdowns for a quarterback through his first six career games. Became the first rookie since the merger to throw for three-or-more touchdown passes in three consecutive games and became the first rookie in NFL history with 225-or-more passing yards and 20-or-more rushing yards in four consecutive games. With the performance, Watson passed Ryan Mallet (1,170) for the ninth-most passing yards in Texans history, Ryan Fitzpatrick (184) for the third-most rushing yards by a quarterback in franchise history and tied Brock Osweiler (15) for the sixth-most passing touchdowns in team history
- Tallied 402 passing yards with four touchdowns and added 67 rushing yards on eight carries (8.4 avg.) at Seattle (10/29). He became the first quarterback in NFL history with 400-or-more passing yards, four-or-more passing touchdowns and 50-or-more rushing yards in a single game while also passing Kurt Warner for the most passing touchdowns (18) through a player's first seven career games in NFL history. His 18 passing touchdowns in his past five games are the most by a rookie over any five-

game span in NFL history. Watson became the fifth quarterback and first rookie in NFL history to have a five-game stretch of 225-or-more passing yards and 20-or-more rushing yards, joining Andrew Luck (2015-16), Aaron Rodgers (2016), Daunte Culpepper (2004) and Randall Cunningham (1990). His four passing touchdowns tied Peyton Manning, Marcus Mariota and Dak Prescott for the most games (four) of three-or-more passing touchdowns by a rookie in NFL history

- Placed on the Reserve/Injured list on Nov. 3

COLLEGE:

- Played three seasons (2014-16) at Clemson (S.C.) University
- Put up record numbers and guided Clemson to consecutive College Football Playoff appearances, with the school's second National Championship in 2016
- Led Clemson to 28 wins over his final two seasons and compiled a 32-3 record as a starter, which was the best winning percentage in school history for a quarterback
- Two-time Heisman Trophy finalist; finished third in the 2015 balloting with 148 first-place votes and second in 2016 with 269 first-place votes
- The first ACC player to finish in the top three of the voting on multiple occasions
- Two-time recipient of the Davey O'Brien Award, one of only four quarterbacks who can make that claim, and the first since Oklahoma's Jason White in 2003-04, also two-time winner of the Manning Award
- Finished third in ACC history in total offense (12,094), behind only NC State's Philip Rivers and Clemson's Tajh Boyd
- Threw for 10,163 yards and 90 career touchdowns
- Tops in Clemson history in career completion percentage (.674), passing efficiency (157.5) and total offense per game (318.3)
- In his career in the fourth quarter, passed for 16 touchdowns with only two interceptions
- CFP National Champion (2016)
- National Championship Game Most Valuable Offensive Player (2016)
- Fiesta Bowl Most Valuable Offensive Player (2016)
- Capital One Orange Bowl Offensive Most Valuable Player (2015)
- Scout.com National Player of the Year (2016)
- First-team All-America by AFCA, Associated Press, CBS Sports, ESPN.com, Football Writers Association and USA Today (2015)
- ACC Player of the Year (2015)
- ACC Championship Game Most Valuable Player (2015)
- Second-team All-America by AFCA and Associated Press (2016)
- Second-team All-America by Sporting News, Sports Illustrated and Walter Camp (2015, 2016)
- One of four quarterbacks to win the Davey O'Brien Award twice (2015, 2016)
- Manning Award (2015, 2016)
- All-ACC Academic Team (2015, 2016)
- Johnny Unitas Award (2016)
- Bobby Bowden Award (2016)
- Walter Camp Player of the Year finalist (2015, 2016)
- Maxwell Award semi-finalist (2016)
- Maxwell Award finalist (2015)
- Heisman Trophy Finalist (3rd - 2015, 2nd - 2016)

TEXANS BIOS

- Turned in one of the most decorated seasons in college football history, including being named a Heisman finalist and National Championship Game Most Valuable Offensive Player after leading Clemson to its second National Championship in 2016
- Set Clemson records by throwing for 4,593 yards and 41 touchdowns as a junior
- Completed 67 percent of his passes and accounted for 5,219 yards of total offense, 10 more than his total from the 2015 season
- Accounted for 50 touchdowns in all, with nine rushing scores
- Posted 463 yards of total offense and four total touchdowns to lead Tigers to dramatic 35-31 win over Alabama in the National Championship Game (1/9/17)
- Became Clemson's first winner of the prestigious Davey O'Brien and Manning Awards in 2015
- First player in FBS history with at least 4,000 passing yards and 1,000 rushing yards in a season as a sophomore
- Set National Championship Game record with 478 yards of total offense, including a passing total of 405 yards and four touchdowns vs. Alabama (1/11/16) as a sophomore
- Completed 93-of-137 passes for 1,466 yards and 14 touchdowns against only two interceptions in 330 snaps over eight games as a freshman in 2014

PERSONAL:

- Four-year starter at Gainesville (Ga.) High School
- Set state career records for total offense yards (17,134) and total touchdowns (218)
- Notched 13,077 passing yards and 155 touchdowns along with 4,057 rushing yards and 63 touchdowns in his career
- Set the state career records for passing touchdowns and total offense yards by the end of his junior season
- Named state player of the year as a sophomore, junior and senior and earned Gatorade Player of the Year honors in Georgia as a senior
- Amassed 4,431 passing yards and 57 touchdowns against only five interceptions along with 1,057 rushing yards and 14 touchdowns as a senior
- Logged 5,700 total offense yards and 64 touchdowns, including 4,024 passing yards and 50 touchdowns, as a junior
- No. 16 player and No. 1 dual-threat quarterback in the nation by ESPN
- No. 31 player and No. 1 dual-threat quarterback in the nation and No. 2 player in Georgia by Rivals.com
- Selected to play in the U.S. Army All-American Game and Under Armour All-American Game
- Earned undergraduate degree in communication in December 2016

DESHAUN WATSON'S NFL REGULAR SEASON PASSING/RUSHING STATISTICS

DATE	TEAM	GP	GS	PASSING										RUSHING					
				ATT.	CMP.	PCT.	YDS	AVG.	TD	INT.	LG	SK	LST	RATE	NO.	YDS.	AVG.	LG	TD
2017	Texans	7	6	204	126	61.8	1,699	8.3	19	8	72t	19	116	103.0	36	269	7.5	49t	2
2018	Texans	16	16	505	345	68.3	4,165	8.2	26	9	73t	62	384	103.1	99	551	5.6	34	5
2019	Texans	15	15	495	333	67.3	3,852	7.8	26	12	54	44	257	98.0	82	413	5.0	30	7
2020	Texans	16	16	544	382	70.2	4,823	8.9	33	7	77t	49	293	112.4	90	444	4.9	16	3
2021	Texans	0	0	0	0	0.0	0	0.0	0	0	0	0	0	0.0	0	0	0.0	0	0
TOTALS		54	53	1,748	1,186	67.8	14,539	8.3	104	36	77T	174	1,050	104.5	307	1,677	5.5	49T	17

DESHAUN WATSON'S NFL POSTSEASON PASSING/RUSHING STATISTICS

DATE	TEAM	GP	GS	PASSING										RUSHING					
				ATT.	CMP.	PCT.	YDS	AVG.	TD	INT.	LG	SK	LST	RATE	NO.	YDS.	AVG.	LG	TD
2018	Texans	1	1	49	29	59.2	235	4.8	1	1	20	3	18	69.7	8	76	9.5	21	0
2019	Texans	2	2	77	51	66.2	635	8.2	3	0	54t	11	54	104.6	20	92	4.6	20t	2
TOTALS		3	3	126	80	63.5	870	6.9	4	1	54T	14	72	91.0	28	168	6.0	21	2

SINGLE-GAME HIGHS: QUARTERBACK

Pass Attempts 50 vs. Denver Broncos, Dec 08, 2019
Pass Completions 33 at Indianapolis Colts, Dec 20, 2020
 ...1 more at 33.
Yards Passing 426 vs. Atlanta Falcons, Oct 06, 2019
TD Passes 5 vs. Atlanta Falcons, Oct 06, 2019
 ...2 more at 5.
Long Passes 77t at Jacksonville Jaguars, Nov 08, 2020
Completion Percentage 84.8 vs. Atlanta Falcons, Oct 06, 2019

Passer Rating 158.3 vs. Atlanta Falcons, Oct 06, 2019
Rush Attempts 13 vs. Jacksonville Jaguars, Dec 30, 2018
Rushing Yards 70 vs. Tennessee Titans, Nov 26, 2018
Longest Runs 49t at Cincinnati Bengals, Sep 14, 2017
Rushing TDs 2 vs. Denver Broncos, Dec 08, 2019
 ...2 more at 2.
Rushing Average 8.4 at Seattle Seahawks, Oct 29, 2017

TEXANS BIOS

SINGLE-GAME HIGHS - POSTSEASON: QUARTERBACK

Pass Attempts	52 at Kansas City Chiefs, Jan 12, 2020	Passer Rating	121.2 vs. Buffalo Bills, Jan 04, 2020
Pass Completions	31 at Kansas City Chiefs, Jan 12, 2020	Rush Attempts	14 vs. Buffalo Bills, Jan 04, 2020
Yards Passing	388 at Kansas City Chiefs, Jan 12, 2020	Rushing Yards	76 vs. Indianapolis Colts, Jan 05, 2019
TD Passes	2 at Kansas City Chiefs, Jan 12, 2020	Longest Runs	21 vs. Indianapolis Colts, Jan 05, 2019
Long Passes	54t at Kansas City Chiefs, Jan 12, 2020	Rushing TDs	1 at Kansas City Chiefs, Jan 12, 2020
Completion Percentage	80.0 vs. Buffalo Bills, Jan 04, 2020		...1 more at 1.

2021 GAME-BY-GAME REGULAR-SEASON STATISTICS (TEXANS)

W	DATE	OPPONENT	P/S	PASSING										RUSHING				W/L	SCORE			
				ATT	CMP	YDS	PCT	Y/A	Y/C	TD	INT	LG	SK/YD	RATE	ATT	YDS	LG			TD		
01	09/12	Jaguars																			W	37-21
02	09/19	at Browns																			L	21-31
03	09/23	Panthers																			L	9-24
04	10/03	at Bills																			L	0-40
05	10/10	Patriots																			L	22-25
06	10/17	at Colts																			L	3-31
07	10/24	at Cardinals																			L	5-31
08	10/31	Rams																			L	22-38
09	11/07	at Dolphins																			L	9-17
11	11/21	at Titans																			W	22-13
12	11/28	Jets																			L	14-21
13	12/05	Colts																			L	0-31
14	12/12	Seahawks																			L	13-33
15	12/19	at Jaguars																			W	30-16
16	12/26	Chargers																			W	41-29
17	01/02	at 49ers																			L	7-23
18	01/09	Titans																			L	25-28
2021 TOTALS			0-0	0	0	0	0.0	0.0	0.0	0	0	0	0/0	0.0	0	0	0	0	0	0	4-13	



JON WEEKS

LONG SNAPPER

5-10 | 242 | BAYLOR

HOMETOWN: BETHPAGE, N.Y. | AGE: 35

12TH NFL SEASON | 12TH WITH TEXANS | ACQUIRED: FA-'10

2021 GP/GS: 17/0 | CAREER GP/GS (POST): 193/0 (10/0)

TEAMS: HOU '10-21



46

TRANSACTIONS: Signed by the Houston Texans as a free agent on April 28, 2010...Re-signed with the Texans on March 5, 2012...Signed a contract extension with the Texans on Sept. 7, 2015...Re-signed with the Texans on March 21, 2020...Released by the Texans on Sept. 5, 2020...Signed by the Texans on Sept. 7, 2020...Re-signed by the Texans on March 29, 2021.

CAREER:

- ✦ Named to the 2015 Pro Bowl
- ✦ Signed by the Texans during the 2010 offseason and made the roster out of training camp
- ✦ Has handled 1,775 extra point, field goal and punt snaps and has contributed with 33 special teams tackles
- ✦ Holds the record for the most games played in Texans franchise history (193), having played in every game since 2010
- ✦ Owns a streak of 193 consecutive regular season games played, the longest streak in Texans history and the NFL's third-longest active streak, trailing only Green Bay's Mason Crosby (241) and Carolina's J.J. Jansen (207)
- ✦ The only Texan to play in every postseason game in team history
- ✦ One of only 10 players across the NFL to play in every game of the 2010s decade

2021 (Houston 17/0):

- ✦ Played in all 17 games for the Texans, extending his franchise record of both consecutive and total games played with 193 appearances
- ✦ Logged a season-high 13 special teams snaps in the season opener vs. Jacksonville (9/12)
- ✦ Made his first special teams tackle of the season at Indianapolis (10/17)
- ✦ Handled the snap for K Ka'imi Fairbairn's franchise-record 61-yard field goal vs. Seattle (12/12)
- ✦ Posted his second special teams tackle of the season at San Francisco (1/2/22)

2020 (Houston 16/0):

- ✦ Snapped for every punt and kick in 16 regular season games (126 total snaps)
- ✦ Appeared in the season opener at Kansas City (9/10)
- ✦ Notched his first special teams tackle of the season at Pittsburgh (9/27)
- ✦ Tied Andre Johnson for the most games played in franchise history (169) at Cleveland (11/15)
- ✦ Set the record for the most games played in Texans franchise history (170) vs. New England (11/22)
- ✦ Handled eight total kicks vs. Tennessee (1/3/21)

2019 (Houston 16/0, 2/0):

- ✦ Snapped for every punt and kick in 16 regular season games and two postseason contests
- ✦ Handled nine total kicks in the Wild Card Round vs. Buffalo (1/4/20), including the game-winning field goal in overtime
- ✦ Handled 10 total kicks including six punts, three field goals and one extra point at Tampa Bay (12/21)
- ✦ Snapped for 10 total kicks, including seven punts, two field goals and one extra point vs. Jacksonville (9/25)

2018 (Houston 16/0, 1/0):

- ✦ Snapped on all punts and kicks in all 16 games, helping K Ka'imi Fairbairn score 150 points, the most points in a single season in franchise history
- ✦ Handled Fairbairn's 37 made field goals, which set a single-season franchise record
- ✦ Set a new Texans franchise record by playing in his 129th consecutive game (2010-18), passing K Kris Brown (123 straight games from 2002-09)

2017 (Houston 16/0):

- ✦ Served as long snapper on extra points, field goals and punts in all 16 regular season games
- ✦ Notched a special teams tackle at Cincinnati (9/14)
- ✦ Played in his 115th straight game at New England (9/24), passing Chester Pitts for the second-longest streak in Texans history
- ✦ Handled seven extra points, three field goals and two punts vs. Tennessee (10/1)
- ✦ Handled five punts, five extra points and one field goal at Seattle (10/29)
- ✦ Recorded his second special teams tackle of the season vs. Indianapolis (11/5)
- ✦ Handled three field goal attempts, one extra point attempt and four punts at Baltimore (11/27)
- ✦ Notched two special teams tackles vs. Pittsburgh (12/25)

2016 (Houston 16/0, 2/0):

- ✦ Served as long snapper on extra points, field goals and punts in all 16 regular season games and both postseason contests
- ✦ Helped K Nick Novak set the franchise single-season record with 35 made field goals
- ✦ Played in the 100th regular season game of his career vs. Tennessee (10/2)
- ✦ Logged special teams tackles at New England (9/22) and vs. Tennessee (10/2)

2015 (Houston 16/0, 1/0):

TEXANS BIOS

- ✦ Named to his first Pro Bowl
- ✦ Served as long snapper on extra points, field goal and punts in all 16 games
- ✦ Notched a career-high eight special teams tackles
- ✦ Recovered a fumble on a punt return by Titans WR Harry Douglas in the first quarter at Tennessee (12/27). RB Alfred Blue forced the fumble on the play, which led to a 22-yard field goal by K Nick Novak
- ✦ Served as the long snapper in Wild Card Game vs. Kansas City (1/9/16), his fifth career postseason game

2014 (Houston 16/0):

- ✦ Served as long snapper on extra points, field goal and punts in all 16 games
- ✦ Made a special teams tackle at N.Y. Giants (9/21)
- ✦ Recorded a special teams tackle at Dallas (10/5)

2013 (Houston 16/0):

- ✦ Saw action on special teams in all 16 games and made a career-high six special teams tackles

2012 (Houston 16/0, 2/0):

- ✦ Served as long snapper on extra points, field goal and punts in all 16 games plus both playoff games
- ✦ Helped K Shayne Graham set the team scoring record with 138 points
- ✦ Helped P Donnie Jones set the team punting record with a net average of 40.5 yards
- ✦ Recorded a special teams tackle at Denver (9/30)

2011 (Houston 16/0, 2/0):

- ✦ Served as long snapper on extra points, field goal and punts for all 16 games of the season
- ✦ Helped K Neil Rackers set then-team records for field goals made (32) and points in a season (135)
- ✦ Made his postseason debut and saw action on special teams in AFC Wild Card Playoff vs. Cincinnati (1/7/12)

2010 (Houston 16/0):

- ✦ Served as long snapper on extra points, field goal and punts in all 16 contests
- ✦ Efforts helped K Neil Rackers convert 27-of-30 field goal attempts and 43-of-43 extra point opportunities
- ✦ Made his professional debut long snapping in the season opener vs. Indianapolis (9/12)
- ✦ Snapped on punt and field goal attempts at Washington (9/19) including Rackers' game-winning 35-yard field goal
- ✦ Contributed to Rackers hitting all three field goal attempts including a career long of 57 yards at Denver (12/26)

COLLEGE:

- ✦ Played four seasons (2004-07) at Baylor University in Waco, Texas
- ✦ Originally attended Baylor as an invited walk-on
- ✦ Earned a scholarship after his freshman season
- ✦ Was discovered at a special teams camp by the Baylor special teams coach
- ✦ Snapped for two-time Ray Guy Award winner Daniel Sepulveda
- ✦ Handled the long-snapping chores for Baylor from 2004-07 and earned four varsity letters

PERSONAL:

- ✦ Was in training to be an EMT when called by the Texans for a tryout
- ✦ An all-region offensive and defensive lineman for Mountain Ridge High School in Glendale, Ariz.
- ✦ Two-way player of the year selection
- ✦ Friday Night Fever Defensive Line Player of the Year
- ✦ Received the Curley Culp Award as Arizona's best defensive lineman
- ✦ Mountain Ridge recorded four straight winning records during his prep career and captured regional titles in both 2000 and 2002
- ✦ Mountain Lions went 24-2 during Weeks' last two seasons, which included a 14-1 mark and a state semifinal appearance as a junior in 2002

JON WEEKS' NFL REGULAR SEASON SPECIAL TEAMS STATISTICS

DATE	TEAM	GP	GS	TK	S	A	FF	FR
2010	Texans	16	0	3	1	2	0	0
2011	Texans	16	0	0	0	0	0	0
2012	Texans	16	0	2	0	2	0	0
2013	Texans	16	0	6	2	4	0	0
2014	Texans	16	0	2	2	0	0	0
2015	Texans	16	0	8	6	2	0	1
2016	Texans	16	0	2	2	0	0	0
2017	Texans	16	0	4	1	3	0	0
2018	Texans	16	0	1	0	1	0	0
2019	Texans	16	0	2	0	2	0	0
2020	Texans	16	0	1	1	0	0	0
2021	Texans	17	0	2	1	1	0	0
NFL TOTALS		193	0	33	16	17	0	1

TEXANS BIOS

JON WEEKS' NFL POSTSEASON SPECIAL TEAMS STATISTICS

DATE	TEAM	GP	GS	TK	S	A	FF	FR
2011	Texans	2	0	1	1	0	0	0
2012	Texans	2	0	0	0	0	0	0
2015	Texans	1	0	0	0	0	0	0
2016	Texans	2	0	0	0	0	0	0
2018	Texans	1	0	0	0	0	0	0
2019	Texans	2	0	0	0	0	0	0
NFL TOTALS		10	0	1	1	0	0	0

2021 GAME-BY-GAME REGULAR-SEASON STATISTICS (TEXANS)

W	DATE	OPPONENT	P	W/L	SCORE
01	09/12	Jaguars	P	W	37-21
02	09/19	at Browns	P	L	21-31
03	09/23	Panthers	P	L	9-24
04	10/03	at Bills	P	L	0-40
05	10/10	Patriots	P	L	22-25
06	10/17	at Colts	P	L	3-31
07	10/24	at Cardinals	P	L	5-31
08	10/31	Rams	P	L	22-38
09	11/07	at Dolphins	P	L	9-17
11	11/21	at Titans	P	W	22-13
12	11/28	Jets	P	L	14-21
13	12/05	Colts	P	L	0-31
14	12/12	Seahawks	P	L	13-33
15	12/19	at Jaguars	P	W	30-16
16	12/26	Chargers	P	W	41-29
17	01/02	at 49ers	P	L	7-23
18	01/09	Titans	P	L	25-28
2021 TOTALS			17	4-13	

TEXANS BIOS

2021 GAME-BY-GAME REGULAR-SEASON STATISTICS (TEXANS)

W	DATE	OPPONENT	P/S	TACKLES							INTERCEPTIONS					FUMBLES				ST				MISC		W/L	SCORE		
				TK	S	A	SK	YDS	TFL	YDS	QBH	NO	YDS	LG	TD	PD	FF	FR	TD	YDS	TK	S	A	FF	FR			S	A
01	09/12	Jaguars	P	0	0	0	0.0	0.0	0	0	0	0	0	0	0	0	0	0	0	0	0	0	0	0	0	0	0	W	37-21
02	09/19	at Browns	P	0	0	0	0.0	0.0	0	0	0	0	0	0	0	0	0	0	0	0	0	0	0	0	0	0	L	21-31	
03	09/23	Panthers	P	0	0	0	0.0	0.0	0	0	0	0	0	0	0	0	0	0	0	0	0	0	0	0	0	0	L	9-24	
04	10/03	at Bills	P	0	0	0	0.0	0.0	0	0	0	0	0	0	0	0	0	0	0	0	0	0	0	0	0	0	L	0-40	
05	10/10	Patriots	P	0	0	0	0.0	0.0	0	0	0	0	0	0	0	0	0	0	0	0	0	0	0	0	0	0	L	22-25	
06	10/17	at Colts	P	0	0	0	0.0	0.0	0	0	0	0	0	0	0	0	0	0	0	0	1	1	0	0	0	0	L	3-31	
07	10/24	at Cardinals	P	0	0	0	0.0	0.0	0	0	0	0	0	0	0	0	0	0	0	0	0	0	0	0	0	0	L	5-31	
08	10/31	Rams	P	0	0	0	0.0	0.0	0	0	0	0	0	0	0	0	0	0	0	0	0	0	0	0	0	0	L	22-38	
09	11/07	at Dolphins	P	0	0	0	0.0	0.0	0	0	0	0	0	0	0	0	0	0	0	0	0	0	0	0	0	0	L	9-17	
11	11/21	at Titans	P	0	0	0	0.0	0.0	0	0	0	0	0	0	0	0	0	0	0	0	0	0	0	0	0	0	W	22-13	
12	11/28	Jets	P	0	0	0	0.0	0.0	0	0	0	0	0	0	0	0	0	0	0	0	0	0	0	0	0	0	L	14-21	
13	12/05	Colts	P	0	0	0	0.0	0.0	0	0	0	0	0	0	0	0	0	0	0	0	0	0	0	0	0	0	L	0-31	
14	12/12	Seahawks	P	0	0	0	0.0	0.0	0	0	0	0	0	0	0	0	0	0	0	0	0	0	0	0	0	0	L	13-33	
15	12/19	at Jaguars	P	0	0	0	0.0	0.0	0	0	0	0	0	0	0	0	0	0	0	0	0	0	0	0	0	0	W	30-16	
16	12/26	Chargers	P	0	0	0	0.0	0.0	0	0	0	0	0	0	0	0	0	0	0	0	0	0	0	0	0	0	W	41-29	
17	01/02	at 49ers	P	0	0	0	0.0	0.0	0	0	0	0	0	0	0	0	0	0	0	0	1	0	1	0	0	0	L	7-23	
18	01/09	Titans	P	0	0	0	0.0	0.0	0	0	0	0	0	0	0	0	0	0	0	0	0	0	0	0	0	0	L	25-28	
2021 TOTALS			17-0	0	0	0	0.0	0.0	0	0	0	0	0	0	0	0	0	0	0	0	0	0	0	0	0	0	4-13		



ERIC WILSON

LINEBACKER

6-1 | 230 | CINCINNATI

HOMETOWN: REDFORD, MICH. | AGE: 27

5TH NFL SEASON | 1ST WITH TEXANS | ACQUIRED: W-'21 (PHI)

2021 GP/GS: 14/2 | CAREER GP/GS (POST): 78/27 (4/2)

TEAMS: MIN '17-20; HOU '21; PHI '21



59

TRANSACTIONS: Signed with the Minnesota Vikings as a college free agent on May 1, 2017...Signed an extension with the Vikings on May 8, 2020...Signed by the Philadelphia Eagles as an unrestricted free agent on April 14, 2021...Waived by the Eagles on Nov. 3, 2021...Acquired via waivers by the Houston Texans on Nov. 4, 2021...Placed on the Reserve/COVID-19 List on Dec. 22, 2021...Activated from the Reserve/COVID-19 List on Dec. 29, 2021.

2021 (Philadelphia 7/2; Houston 7/0):

- ✦ Appeared in seven games (two starts) for the Eagles and totaled 43 tackles (18 solo) with one tackle for loss, one quarterback hit, one interception and one pass defended. Was acquired by the Texans and played seven games for Houston, making one solo defensive tackle and two special teams tackles (one solo)
- ✦ Played in his first game as a Texan at Tennessee (11/21), earning snaps on special teams
- ✦ Recorded his first tackles as a Texan, one on defense and one on special teams at Jacksonville (12/19)

2020 (Minnesota 16/15):

- ✦ Was the Vikings leading tackler with 121 tackles (62 solo), in addition to 3.0 sacks, three interceptions, nine quarterback hits, eight tackles for loss, one forced fumble, two fumble recoveries and eight passes defended on the season
- ✦ Posted seven tackles (four solo) and his first sack of the season vs. Tennessee (9/27)
- ✦ Notched six tackles (four solo), one sack, one interception, three quarterback hits and two tackles for loss at Seattle (10/11)
- ✦ Led the team with a career-high 13 tackles (eight solo), in addition to half a sack and one interception vs. Detroit (11/8)

2019 (Minnesota 16/6, 2/2):

- ✦ Recorded 57 tackles (32 solo), 3.0 sacks, five quarterback hits, six tackles for loss and one fumble recovery on the season
- ✦ Led the team in tackles with 11 (seven solo) and notched

- 2.0 sacks vs. Oakland (9/22)
- ✦ Paced the team with a season-high 12 tackles (seven solo), also tallying one sack and two tackles for loss vs. Chicago (12/29)
- ✦ Led the team with 10 tackles (seven solo), also tallying a quarterback hit in the Divisional Round playoff game at San Francisco (1/11/20)

2018 (Minnesota 16/4):

- ✦ Totaled 32 tackles (23 solo), 2.0 sacks, five quarterback hits and four tackles for loss on the season
- ✦ Logged seven tackles (five solo) and one sack at Chicago (11/18)
- ✦ Led the team with a season-high nine tackles (five solo) in the season finale vs. Chicago (12/30)

2017 (Minnesota 16/0, 2/0):

- ✦ Appeared on special teams as a rookie, tallying five special teams tackles and one forced fumble on the season

COLLEGE:

- ✦ Played three seasons (2014-16) at the University of Cincinnati in Cincinnati, Ohio after transferring from Northwestern, where he redshirted in 2012
- ✦ Named First Team All-AAC in 2016 and Second Team All-AAC in 2015, playing in 38 games (24 starts) through his career
- ✦ Totaled 261 tackles (126 solo), 3.0 sacks, four passes defended, six forced fumbles and seven fumble recoveries with one returned for a touchdown in three seasons

PERSONAL:

- ✦ Attended Lee M. Thurston High School in Redford, Mich., where he played safety, linebacker and wide receiver
- ✦ Tallied 64 tackles and four sacks as a senior
- ✦ Earned All-State, All-Conference, All-Metro and Team MVP honors in high school, lettering three years in football, four years in track and one year in basketball
- ✦ Won the state championship in long jump

TEXANS BIOS

ERIC WILSON'S NFL REGULAR SEASON DEFENSIVE STATISTICS

DATE	TEAM	GP	GS	TACKLES							INTERCEPTIONS					FUMBLES				ST				MISC			
				TK	S	A	TFL	YDS	SK	YDS	QBH	NO	YDS	LG	TD	PD	FF	FR	TD	YDS	TK	S	A	FF	FR	S	A
2017	Vikings	16	0	0	0	0	0	0	0.0	0.0	0	0	0	0	0	0	0	0	0	0	8	5	3	1	0	0	0
2018	Vikings	16	4	32	23	9	4	18	2.0	13.0	5	0	0	0	0	0	0	0	0	0	10	8	2	0	0	0	0
2019	Vikings	16	6	57	32	25	6	28	3.0	24.0	5	0	0	0	0	0	0	0	0	5	4	1	0	1	0	0	0
2020	Vikings	16	15	121	62	59	8	36	3.0	14.5	9	3	23	16	0	8	1	2	0	7	1	0	1	0	0	0	0
2021	Eagles	7	2	43	18	25	1	3	0.0	0.0	1	1	7	7	0	1	0	0	0	0	0	0	0	0	0	0	0
2021	Texans	7	0	1	1	0	0	0	0.0	0.0	0	0	0	0	0	0	0	0	0	0	2	1	1	0	0	0	0
2021	TOTAL	14	2	44	19	25	1	3	0.0	0.0	1	1	7	7	0	1	0	0	0	0	2	1	1	0	0	0	0
NFL TOTALS		78	27	254	136	118	19	85	8.0	51.5	20	4	30	16	0	9	1	2	0	7	26	18	8	1	1	0	0

ERIC WILSON'S NFL POSTSEASON DEFENSIVE STATISTICS

DATE	TEAM	GP	GS	TACKLES							INTERCEPTIONS					FUMBLES				ST				MISC				
				TK	S	A	TFL	YDS	SK	YDS	QBH	NO	YDS	LG	TD	PD	FF	FR	TD	YDS	TK	S	A	FF	FR	S	A	
2017	Vikings	2	0	0	0	0	0	0	0.0	0.0	0	0	0	0	0	0	0	0	0	0	1	0	1	0	0	0	0	0
2019	Vikings	2	2	13	9	4	0	0	0.0	0.0	1	0	0	0	0	0	0	0	0	0	0	0	0	0	0	0	0	0
NFL TOTALS		4	2	13	9	4	0	0	0.0	0.0	1	0	0	0	0	0	0	0	0	0	1	0	1	0	0	0	0	0

SINGLE-GAME HIGHS: DEFENSIVE

Total Tackles	13 vs. Detroit Lions, Nov 08, 2020	Interceptions	1 vs. Detroit Lions, Nov 08, 2020
Sacks	2.0 vs. Oakland Raiders, Sep 22, 2019	Interception Return Yards	16 vs. Detroit Lions, Nov 08, 2020
Passes Defensed	2 at New Orleans Saints, Dec 25, 2020	Special Teams Tackles	2 at Detroit Lions, Dec 23, 2018
Forced Fumbles	1 vs. Green Bay Packers, Sep 13, 2020		...4 more at 2.
Fumble Recoveries	1 at Green Bay Packers, Nov 01, 2020	Special Teams Forced Fumbles	1 vs. Cincinnati Bengals, Dec 17, 2017
	...1 more at 1.	Special Teams Fumble Recoveries	1 vs. Denver Broncos, Nov 17, 2019
Tackles For Loss	3 at Detroit Lions, Dec 23, 2018		

SINGLE-GAME HIGHS - POSTSEASON: DEFENSIVE

Total Tackles	10 at San Francisco 49ers, Jan 11, 2020	Special Teams Tackles	1 vs. New Orleans Saints, Jan 14, 2018
----------------------	---	------------------------------	--

2020 GAME-BY-GAME REGULAR-SEASON STATISTICS (VIKINGS)

W	DATE	OPPONENT	P/S	TACKLES							INTERCEPTIONS					FUMBLES				ST				MISC		W/L	SCORE	
				TK	S	A	SK	YDS	TFL	YDS	QBH	NO	YDS	LG	TD	PD	FF	FR	TD	YDS	TK	S	A	FF	FR			S
01	09/13	Packers	S	3	3	0	0.0	0.0	0	0	0	0	0	0	0	1	0	0	0	0	0	0	0	0	0	0	L	34-43
02	09/20	at Colts	P	7	5	2	0.0	0.0	1	7	0	1	0	0	0	1	0	0	0	0	1	0	1	0	0	0	L	11-28
03	09/27	Titans	S	7	4	3	1.0	0.0	1	11	1	0	0	0	0	0	0	0	0	0	0	0	0	0	0	L	30-31	
04	10/04	at Texans	S	9	3	6	0.0	0.0	0	0	0	0	0	0	0	0	0	0	0	0	0	0	0	0	0	W	31-23	
05	10/11	at Seahawks	S	6	4	2	1.0	9.0	2	15	3	1	7	7	0	1	0	0	0	0	0	0	0	0	0	L	26-27	
06	10/18	Falcons	S	4	0	4	0.0	0.0	0	0	0	0	0	0	0	0	1	0	3	0	0	0	0	0	0	L	23-40	
08	11/01	at Packers	S	4	2	2	0.0	0.0	0	0	0	0	0	0	0	1	0	4	0	0	0	0	0	0	0	W	28-22	
09	11/08	Lions	S	13	8	5	0.5	2.0	0	0	1	1	16	16	0	1	0	0	0	0	0	0	0	0	0	W	34-20	
10	11/16	at Bears	S	7	4	3	0.5	3.5	1	1	2	0	0	0	0	1	0	0	0	0	0	0	0	0	0	W	19-13	
11	11/22	Cowboys	S	9	4	5	0.0	0.0	0	0	0	0	0	0	0	0	0	0	0	0	0	0	0	0	0	L	28-31	
12	11/29	Panthers	S	9	4	5	0.0	0.0	0	0	0	0	0	0	0	0	0	0	0	0	0	0	0	0	0	W	28-27	
13	12/06	Jaguars	S	11	4	7	0.0	0.0	0	0	0	0	0	0	0	1	0	0	0	0	0	0	0	0	0	W	27-24+	
14	12/13	at Buccaneers	S	5	2	3	0.0	0.0	0	0	1	0	0	0	0	1	0	0	0	0	0	0	0	0	0	L	14-26	
15	12/20	Bears	S	11	5	6	0.0	0.0	1	0	1	0	0	0	0	0	0	0	0	0	0	0	0	0	0	L	27-33	
16	12/25	at Saints	S	9	6	3	0.0	0.0	0	0	0	0	0	0	0	2	0	0	0	0	0	0	0	0	0	L	33-52	
17	01/03	at Lions	S	7	4	3	0.0	0.0	2	2	0	0	0	0	0	0	0	0	0	0	0	0	0	0	0	W	37-35	
2020 TOTALS		16-15		121	62	59	3.0	14.5	8	36	9	3	23	16	0	8	1	2	0	7	1	0	1	0	0	0	7-9	

+ - Overtime

TEXANS BIOS

2021 GAME-BY-GAME REGULAR-SEASON STATISTICS (EAGLES/TEXANS)

W	DATE	OPPONENT	P/S	TACKLES							INTERCEPTIONS					FUMBLES				ST				MISC		W/L	SCORE					
				TK	S	A	SK	YDS	TFL	YDS	QBH	NO	YDS	LG	TD	PD	FF	FR	TD	YDS	TK	S	A	FF	FR			S	A			
01	09/12	at Falcons	S	8	2	6	0.0	0.0	0	0	0	0	0	0	0	0	0	0	0	0	0	0	0	0	0	0	0	0	0	0	W	32-6
02	09/19	49ers	P	10	5	5	0.0	0.0	0	0	0	0	0	0	0	0	0	0	0	0	0	0	0	0	0	0	0	0	0	L	11-17	
03	09/27	at Cowboys	P	6	2	4	0.0	0.0	0	0	0	0	0	0	0	0	0	0	0	0	0	0	0	0	0	0	0	0	L	21-41		
04	10/03	Chiefs	S	11	6	5	0.0	0.0	0	0	1	1	7	7	0	1	0	0	0	0	0	0	0	0	0	0	0	L	30-42			
05	10/10	at Panthers	P	1	0	1	0.0	0.0	0	0	0	0	0	0	0	0	0	0	0	0	0	0	0	0	0	0	0	W	21-18			
06	10/14	Buccaneers	P	2	0	2	0.0	0.0	0	0	0	0	0	0	0	0	0	0	0	0	0	0	0	0	0	0	0	L	22-28			
07	10/24	at Raiders	P	5	3	2	0.0	0.0	1	3	0	0	0	0	0	0	0	0	0	0	0	0	0	0	0	0	0	L	22-33			
08	10/31	at Lions		INACTIVE																							W	44-6				
09	11/07	Chargers		INACTIVE																							L	24-27				
				Went from Eagles to Texans.																												
11	11/21	at Titans	P	0	0	0	0.0	0.0	0	0	0	0	0	0	0	0	0	0	0	0	0	0	0	0	0	0	0	W	22-13			
12	11/28	Jets	P	0	0	0	0.0	0.0	0	0	0	0	0	0	0	0	0	0	0	0	0	0	0	0	0	0	0	L	14-21			
13	12/05	Colts	P	0	0	0	0.0	0.0	0	0	0	0	0	0	0	0	0	0	0	0	0	0	0	0	0	0	0	L	0-31			
14	12/12	Seahawks	P	0	0	0	0.0	0.0	0	0	0	0	0	0	0	0	0	0	0	0	0	0	0	0	0	0	0	L	13-33			
15	12/19	at Jaguars	P	1	1	0	0.0	0.0	0	0	0	0	0	0	0	0	0	0	0	0	1	0	1	0	0	0	0	W	30-16			
16	12/26	Chargers		RESERVE/COVID-19																							W	41-29				
17	01/02	at 49ers	P	0	0	0	0.0	0.0	0	0	0	0	0	0	0	0	0	0	0	0	0	1	1	0	0	0	0	L	7-23			
18	01/09	Titans	P	0	0	0	0.0	0.0	0	0	0	0	0	0	0	0	0	0	0	0	0	0	0	0	0	0	0	L	25-28			
2021 TOTALS			14-2	44	19	25	0.0	0.0	1	3	1	1	7	7	0	1	0	0	0	0	2	1	0	0	0	0	6-11					



HOUSTON
TEXANS

TEXANS RECORDS

TEXANS RECORDS - LEADERS

ALL-TIME LEADERS

RUSHING YARDS

Player	Att	Yds	Avg	Lg	TD
Arian Foster, 2009-15	1,454	6,472	4.5	74t	54
Domanick Williams#, 2003-05	770	3,195	4.2	51	23
Lamar Miller, 2016-19	716	2,934	4.1	97t	13
Alfred Blue, 2014-18	673	2,407	3.6	48	8
Ben Tate, 2011-13	421	1,992	4.7	60	10
Steve Slaton, 2008-11	425	1,832	4.3	71t	12
Deshaun Watson, 2017-21	307	1,677	5.5	49t	17
Ron Dayne, 2006-07	345	1,385	4	39	11
David Carr, 2002-06	268	1,235	4.6	36	8
Jonathan Wells, 2002-05	374	1,167	3.1	37	10

- Domanick Williams known as Domanick Davis prior to 2006.

RECEIVING YARDS

Player	Rec	Yds	Avg	Lg	TD
Andre Johnson, 2003-14	1,012	13,597	13.4	77t	64
DeAndre Hopkins, 2013-19	632	8,602	13.6	76t	54
Owen Daniels, 2006-13	385	4,617	12.0	44	29
Kevin Walter, 2006-12	326	4,083	12.5	61	24
Will Fuller V, 2016-20	209	3,110	14.9	77t	24
Arian Foster, 2009-15	249	2,268	9.1	78t	14
Brandin Cooks, 2020-21	171	2,187	12.8	57t	12
Jabar Gaffney, 2002-05	171	2,009	11.8	69	7
Corey Bradford, 2002-05	130	1,992	15.3	81	18
Jacoby Jones, 2007-11	127	1,741	13.7	80t	11

SCRIMMAGE YARDS (RUSHING & RECEIVING)

Player	Rushing	Receiving	Total
Andre Johnson, 2003-14	54	13,597	13,651
Arian Foster, 2009-15	6,472	2,268	8,740
DeAndre Hopkins, 2013-19	11	8,602	8,613
Owen Daniels, 2006-13	-	4,617	4,617
Domanick Williams#, 2003-05	3,195	1,276	4,471
Kevin Walter, 2006-12	82	4,083	4,165
Lamar Miller, 2016-19	2,934	678	3,612
Will Fuller V, 2016-20	6	3,110	3,116
Alfred Blue, 2014-18	2,407	470	2,877
Steve Slaton, 2008-11	1,832	811	2,643

- Domanick Williams known as Domanick Davis prior to 2006.

ALL-PURPOSE YARDS

Player	Total	Rush	Rec.	PR/KR
Andre Johnson, 2003-14	13,651	54	13,597	-/-
Arian Foster, 2009-15	8,740	6,472	2,268	-/-
DeAndre Hopkins, 2013-19	8,613	11	8,602	-/-
Jacoby Jones, 2007-11	5,091	40	1,741	1,820/1,490
Owen Daniels, 2006-13	4,617	-	4,617	-/-
Domanick Williams#, 2003-05	4,585	3,195	1,276	24/90
Kevin Walter, 2006-12	4,172	82	4,083	0/7
Lamar Miller, 2016-19	3,612	2,934	678	-/-

André Davis, 2007-09	3,598	-	855	0/2,743
Steve Slaton, 2008-11	3,410	1,832	811	0/767

- Domanick Williams known as Domanick Davis prior to 2006.

PASSING (Min. 500 att.)

Player	Att	Comp	Pct	Yds	TD	INT	Lg	Rtg
Matt Schaub, 2007-13	3,020	1,951	64.6	23,221	124	78	80t	90.9
Deshaun Watson, 2017-21	1,748	1,186	67.8	14,539	104	36	77t	104.5
David Carr, 2002-06	2,070	1,243	60.1	13,391	59	65	81	75.5
Brock Osweiler, 2016	510	301	59.0	2,957	15	16	53	72.2

PASSING YARDS

Player	Att	Comp	Pct	Yds	TD	INT	Lg	Rtg
Matt Schaub, 2007-13	3,020	1,951	64.6	23,221	124	78	80t	90.9
Deshaun Watson, 2017-21	1,748	1,186	67.8	14,539	104	36	77t	104.5
David Carr, 2002-06	2,070	1,243	60	13,391	59	65	81	75.5
Sage Rosenfels, 2006-08	453	297	65.6	3,380	24	23	61	84.3
Brock Osweiler, 2016	510	301	59	2,957	15	16	53	72.2
Brian Hoyer, 2015	369	224	60.7	2,606	19	7	49	91.4
Ryan Fitzpatrick, 2014	312	197	63.1	2,483	17	8	76t	95.3
Case Keenum, 2013-14	330	182	55.2	2,195	11	8	66	76.8
Tom Savage, 2014, 2016-17	315	181	57.5	2,000	5	7	57	72.5
T.J. Yates, 2011-13, 2015, 2017	320	176	55	1,993	10	10	61t	71.3

SCORING

Player	TD	PAT	FG	2PT	TP
Kris Brown, 2002-09	0	251	172	0	767
Ka'imi Fairbairn, 2016-21	0	161	119	0	518
Arian Foster, 2009-15	68	0	0	1	410
Andre Johnson, 2003-14	64	0	0	2	388
DeAndre Hopkins, 2013-19	54	0	0	2	328
Neil Rackers, 2010-11	0	82	59	0	259
Randy Bullock, 2013-15	0	69	61	0	252
Nick Novak, 2015-17	0	51	53	0	210
Owen Daniels, 2006-13	29	0	0	0	174
Domanick Williams#, 2003-05	28	0	0	0	168

- Domanick Williams known as Domanick Davis prior to 2006.

FIELD GOALS

Player	FGM	FGA	Pct.	Lg
Kris Brown, 2002-09	172	223	77.1	57
Ka'imi Fairbairn, 2016-21	119	142	83.8	61
Randy Bullock, 2013-15	61	76	80.2	55
Neil Rackers, 2010-11	59	68	86.8	57

TEXANS RECORDS - LEADERS

Nick Novak, 2015-16	53	62	85.5	53
Shayne Graham, 2012	31	38	81.6	51

PUNTING AVERAGE (Min. 250 punts)

Player	No	Yds	Avg	In20	Lg	Blk
Shane Lechler, 2013-17	430	20,463	47.6	147	71	1
Matt Turk, 2007-11	254	10,735	42.3	88	62	0
Chad Stanley, 2002-06	437	17,908	41	135	62	2

PUNT RETURN YARDS

Player	No	Yds	Avg	Lg	TD
Jacoby Jones, 2007-11	179	1,820	10.2	79t	3
Keshawn Martin, 2012-15	86	766	8.9	87t	1
J.J. Moses, 2003-04	72	553	7.7	40	0
Tyler Ervin, 2016-18	56	496	8.9	57	0
DeAndre Carter, 2018-20	49	456	9.3	30	0
Will Fuller V, 2016-20	22	314	14.3	67t	1
Keith Mumphery, 2015-16	36	280	7.8	20	0
Jermaine Lewis, 2002	36	280	7.8	48	0
Avion Black, 2002	14	188	13.4	76t	1
Phillip Buchanon, 2005-06	20	180	9	45	0

KICKOFF RETURN YARDS

Player	No	Yds	Avg	Lg	TD
André Davis, 2007-09	108	2,743	25.4	104t	3
J.J. Moses, 2003-04	117	2,658	22.7	70	0
Jerome Mathis, 2005-07	72	2,054	28.5	99t	3
Keshawn Martin, 2012-15	68	1,707	25.1	54	0
Jacoby Jones, 2007-11	64	1,490	23.3	95t	1
Dexter Wynn, 2006-07	52	1,193	22.9	39	0
Jermaine Lewis, 2002	46	961	20.9	45	0
DeAndre Carter, 2018-20	35	779	22.3	31	0
Steve Slaton, 2008-11	39	767	19.7	50	0
Danieal Manning, 2011-14	28	659	23.5	46	0

INTERCEPTIONS

Player	No	Yds	Avg	Lg	TD
Johnathan Joseph, 2011-19	17	410	24	82t	4
Kareem Jackson, 2010-18	16	336	21	65	3
Dunta Robinson, 2004-09	13	162	12.5	61	1
Andre Hal, 2014-18	12	102	9	31	1
Marcus Coleman, 2002-05	11	217	19.7	102t	1
Aaron Glenn, 2002-04	11	221	20.1	70t	2
Quintin Demps, 2010-16	9	101	11.2	42	0
Brian Cushing, 2009-17	8	50	6.3	20	1
Justin Reid, 2018-21	7	228	32.6	101t	1
Jason Allen, 2010-11	7	35	5	34	0

TACKLES

Player	Solo	Assist	Total
Brian Cushing, 2009-17	424	240	664
DeMeco Ryans, 2006-11	479	157	636
Kareem Jackson, 2010-18	465	91	556
Zach Cunningham, 2017-21	350	204	554

J.J. Watt, 2011-20	409	122	531
Benardrick McKinney, 2015-20	314	216	530
Johnathan Joseph, 2011-19	421	61	482
Jamie Sharper, 2002-04	300	142	442
Dunta Robinson, 2004-09	332	64	396
Morlon Greenwood, 2005-08	289	96	385

SACKS

Player	Sacks	Yards
J.J. Watt, 2011-20	101.0	713.5
Whitney Mercilus, 2012-21	57.0	322
Mario Williams, 2006-11	53.0	320.5
Jadeveon Clowney, 2011-18	29.0	230
Antonio Smith, 2009-13, 2016	27.5	182
Connor Barwin, 2009-12	19.0	136.5
Kailee Wong, 2002-06	15.0	68.5
Brooks Reed, 2011-14	14.5	83.5
Brian Cushing, 2009-17	13.5	80.5
Jason Babin, 2004-06	13.0	85

YEAR-BY-YEAR LEADERS

RUSHING YARDS

Year	Player	Att	Yds	Avg	Long	TD
2002	Jonathan Wells	197	529	2.7	37	3
2003	Domanick Williams	238	1,031	4.3	51	8
2004	Domanick Williams	302	1,188	3.9	44	13
2005	Domanick Williams	230	976	4.2	44	2
2006	Ron Dayne	151	612	4.1	19	5
2007	Ron Dayne	194	773	4	39	6
2008	Steve Slaton	268	1,282	4.8	71t	9
2009	Steve Slaton	131	437	3.3	32t	3
2010	Arian Foster	327	1,616	4.9	74t	16
2011	Arian Foster	278	1,224	4.4	43	10
2012	Arian Foster	351	1,424	4.1	46	15
2013	Ben Tate	181	771	4.3	60	4
2014	Arian Foster	260	1,246	4.8	51	8
2015	Alfred Blue	183	698	3.8	41	2
2016	Lamar Miller	268	1,073	4	45	5
2017	Lamar Miller	238	888	3.7	21	3
2018	Lamar Miller	210	973	4.63	97	5
2019	Carlos Hyde	245	1,070	4.37	58	6
2020	David Johnson	147	691	4.7	48	6
2021	Rex Burkhead	122	427	3.5	36	3

RECEIVING YARDS

Year	Player	Rec	Yds	Avg	Long	TD
2002	Corey Bradford	45	697	15.5	81	6
2003	Andre Johnson	66	976	14.8	46t	4
2004	Andre Johnson	79	1,142	14.5	54t	6
2005	Andre Johnson	63	688	10.9	53t	2
2006	Andre Johnson	103	1,147	11.1	53	5
2007	Andre Johnson	60	581	14.2	77t	8
2008	Andre Johnson	115	1,575	13.7	65	8
2009	Andre Johnson	101	1,569	15.5	72t	9
2010	Andre Johnson	86	1,216	14.1	60	8

TEXANS RECORDS - LEADERS

2011	Owen Daniels	54	677	12.5	34	3
2012	Andre Johnson	112	1,598	14.3	60t	4
2013	Andre Johnson	109	1,407	12.9	62t	5
2014	DeAndre Hopkins	76	1,210	15.9	76t	6
2015	DeAndre Hopkins	111	1,521	13.7	61t	11
2016	DeAndre Hopkins	78	954	12.2	51	4
2017	DeAndre Hopkins	96	1,378	14.4	72t	13
2018	DeAndre Hopkins	115	1,572	13.7	49	11
2019	DeAndre Hopkins	100	1,165	11.2	43	7
2020	Brandin Cooks	81	1,150	14.2	57t	6
2021	Brandin Cooks	90	1,037	11.5	52	6

RECEPTIONS

Year	Player	Rec	Yds	Avg	Long	TD
2002	Billy Miller	51	613	12	42	3
2003	Andre Johnson	66	976	14.8	46t	4
2004	Andre Johnson	79	1,142	14.5	54t	6
2005	Andre Johnson	63	688	10.9	53t	2
2006	Andre Johnson	103	1,147	11.1	53	5
2007	Kevin Walter	65	800	12.3	46	4
2008	Andre Johnson	115	1,575	13.7	65	8
2009	Andre Johnson	101	1,569	15.5	72t	9
2010	Andre Johnson	86	1,216	14.1	60	8
2011	Owen Daniels	54	677	12.5	34	3
2012	Andre Johnson	112	1,598	14.3	60t	4
2013	Andre Johnson	109	1,407	12.9	62t	5
2014	Andre Johnson	85	936	11	35	3
2015	DeAndre Hopkins	111	1,521	13.7	61t	11
2016	DeAndre Hopkins	78	954	12.2	51	4
2017	DeAndre Hopkins	96	1,378	14.4	72t	13
2018	DeAndre Hopkins	115	1,572	13.7	49	11
2019	DeAndre Hopkins	100	1,165	11.2	43	7
2020	Brandin Cooks	81	1,150	14.2	57t	6
2021	Brandin Cooks	90	1,037	11.5	52	6

SCRIMMAGE YARDS (RUSHING & RECEIVING)

Year	Player	Rushing	Receiving	Total
2002	James Allen	519	302	821
2003	Domanick Williams	1,031	351	1,382
2004	Domanick Williams	1,188	588	1,776
2005	Domanick Williams	976	337	1,313
2006	Andre Johnson	14	1,147	1,161
2007	Ron Dayne	773	112	885
2008	Steve Slaton	1,282	377	1,659
2009	Andre Johnson	10	1,569	1,579
2010	Arian Foster	1,616	604	2,220
2011	Arian Foster	1,224	617	1,841
2012	Arian Foster	1,424	217	1,641
2013	Andre Johnson	0	1,407	1,407
2014	Arian Foster	1,246	327	1,573
2015	DeAndre Hopkins	0	1,521	1,521
2016	Lamar Miller	1,073	188	1,261
2017	DeAndre Hopkins	0	1,378	1,378
2018	DeAndre Hopkins	-7	1,572	1,565
2019	DeAndre Hopkins	18	1,165	1,183
2020	Brandin Cooks	0	1,150	1,150
2021	Brandin Cooks	21	1,037	1,058

PASSING YARDS

Year	Player	A	C	Pct	Yds	TD	Int	Lg	Rtg
------	--------	---	---	-----	-----	----	-----	----	-----

2002	David Carr	444	233	52.5	2,592	9	15	81	62.8
2003	David Carr	295	167	56.6	2,013	9	13	78t	69.5
2004	David Carr	466	285	61.2	3,531	16	14	69	83.5
2005	David Carr	423	256	60.5	2,488	14	11	53t	77.2
2006	David Carr	442	302	68.3	2,767	11	12	53	82.1
2007	Matt Schaub	289	192	66.4	2,241	9	9	77t	87.2
2008	Matt Schaub	380	251	66.1	3,043	15	10	65	92.7
2009	Matt Schaub	583	396	67.9	4,770	29	15	72t	98.6
2010	Matt Schaub	574	365	63.6	4,370	24	12	60	92
2011	Matt Schaub	292	178	61	2,479	15	6	80t	96.8
2012	Matt Schaub	544	350	64.3	4,008	22	12	60t	90.7
2013	Matt Schaub	358	219	61.2	2,310	10	14	46	73
2014	Ryan Fitzpatrick	312	197	63.1	2,483	17	8	76t	95.3
2015	Brian Hoyer	369	224	60.7	2,606	19	7	49	91.4
2016	Brock Osweiler	510	301	59	2,957	15	16	53	72.2
2017	Deshaun Watson	204	126	61.8	1,699	19	8	72t	103
2018	Deshaun Watson	505	345	68.3	4,165	26	9	73t	103.1
2019	Deshaun Watson	495	333	67.3	3,852	26	12	54	98.0
2020	Deshaun Watson	544	382	70.2	4,823	33	7	77t	112.4
2021	Davis Mills	394	263	66.8	2,664	16	10	67t	88.8

SCORING

Year	Player	TD	PAT	2PT	FG	TP
2002	Kris Brown	-	20/20	-	17/24	71
2003	Kris Brown	-	27/27	-	18/22	81
2004	Kris Brown	-	34/34	-	17/24	85
2005	Kris Brown	-	24/24	-	26/34	102
2006	Kris Brown	-	26/27	-	19/25	83
2007	Kris Brown	-	40/40	-	25/29	115
2008	Kris Brown	-	37/37	-	29/33	124
2009	Kris Brown	-	43/44	-	21/32	106
2010	Neil Rackers	-	43/43	-	27/30	124
2011	Neil Rackers	-	39/40	-	32/38	135
2012	Shayne Graham	-	45/45	-	31/38	138
2013	Randy Bullock	-	26/26	-	26/35	104
2014	Randy Bullock	-	40/40	-	30/35	130
2015	Nick Novak	-	29/31	-	18/21	83
2016	Nick Novak	-	22/25	-	35/41	127
2017	Ka'imi Fairbairn	-	32/35	-	20/25	92
2018	Ka'imi Fairbairn	-	39/41	-	37/42	150
2019	Ka'imi Fairbairn	-	40/45	-	20/25	98
2020	Ka'imi Fairbairn	-	37/40	-	27/31	118
2021	Ka'imi Fairbairn	-	13/16	-	15/19	58

FIELD GOALS

Year	Player	FGA	FGM	Pct	Long
2002	Kris Brown	24	17	70.8	51
2003	Kris Brown	22	18	81.8	50
2004	Kris Brown	24	17	70.8	50
2005	Kris Brown	34	26	76.5	53
2006	Kris Brown	25	19	76	49
2007	Kris Brown	29	25	86.2	57
2008	Kris Brown	33	29	87.9	53
2009	Kris Brown	32	21	65.6	56
2010	Neil Rackers	30	27	90	57
2011	Neil Rackers	38	32	84.2	54

TEXANS RECORDS - LEADERS

2012	Shayne Graham	38	31	81.6	51
2013	Randy Bullock	35	26	74.3	51
2014	Randy Bullock	35	30	85.7	55
2015	Nick Novak	21	18	85.7	51
2016	Nick Novak	41	35	85.4	53
2017	Ka'imi Fairbairn	25	20	80	55
2018	Ka'imi Fairbairn	42	37	88.1	54
2019	Ka'imi Fairbairn	25	20	80.0	54
2020	Ka'imi Fairbairn	31	27	87.1	54
2021	Ka'imi Fairbairn	19	15	78.9	61

PUNTING AVERAGE

Year	Player	No	Yds	Avg	Long	Blk
2002	Chad Stanley	114	4,720	41.4	62	2
2003	Chad Stanley	97	4,028	41.5	58	0
2004	Chad Stanley	73	3,009	41.2	57	0
2005	Chad Stanley	77	2,990	38.8	61	0
2006	Chad Stanley	76	3,161	41.6	62	0
2007	Matt Turk	55	2,296	41.7	59	0
2008	Matt Turk	53	2,240	42.3	59	0
2009	Matt Turk	67	2,866	42.8	62	0
2010	Matt Turk	63	2,650	42.1	60	0
2011	Brett Hartmann	58	2,573	44.4	69	0
2012	Donnie Jones	88	4,150	47.2	66	0
2013	Shane Lechler	88	4,189	47.6	65	0
2014	Shane Lechler	83	3,845	46.3	71	1
2015	Shane Lechler	95	4,497	47.3	64	0
2016	Shane Lechler	72	3,423	47.5	62	0
2017	Shane Lechler	92	4,507	49	68	0
2018	Trevor Daniel	74	3,237	43.7	61	0
2019	Bryan Anger	45	2,094	46.5	71	0
2020	Bryan Anger	54	2,505	46.4	67	0
2021	Cameron Johnston	88	4,108	46.7	69	0

PUNT RETURN YARDS

Year	Player	No	Yds	Avg	Long	TD
2002	Jermaine Lewis	36	280	7.8	48	0
2003	J.J. Moses	36	244	6.8	40	0
2004	J.J. Moses	36	309	8.6	27	0
2005	Phillip Buchanon	12	101	8.4	37	0
2006	Dexter Wynn	12	139	11.6	58	0
2007	Jacoby Jones	30	286	9.5	74	0
2008	Jacoby Jones	32	386	12.1	73t	2
2009	Jacoby Jones	39	426	10.9	62	0
2010	Jacoby Jones	29	204	7	39	0
2011	Jacoby Jones	49	518	10.6	79t	1
2012	Keshawn Martin	22	267	12.1	71	0
2013	Keshawn Martin	39	345	8.8	87t	1
2014	Keshawn Martin	25	154	6.2	21	0
2015	Keith Mumphrey	36	280	7.8	20	0
2016	Tyler Ervin	27	261	9.7	57	0
2017	Will Fuller V	9	135	15	49	0
2018	Tyler Ervin	21	175	8.3	27	0
2019	DeAndre Carter	22	214	9.7	23	0
2020	DeAndre Carter	11	96	8.7	19	0
2021	Desmond King II	17	154	9.1	20	0

KICKOFF RETURN YARDS

Year	Player	No	Yds	Avg	Long	TD
2002	Jermaine Lewis	46	961	20.9	45	0

2003	J.J. Moses	58	1,355	23.4	70	0
2004	J.J. Moses	59	1,303	22.1	49	0
2005	Jerome Mathis	54	1,542	28.6	99t	2
2006	Dexter Wynn	30	670	22.3	38	0
2007	André Davis	32	968	30.3	104t	3
2008	André Davis	43	993	23.1	50	0
2009	André Davis	33	782	23.7	63	0
2010	Steve Slaton	39	767	19.7	50	0
2011	Danieal Manning	13	356	27.4	46	0
2012	Keshawn Martin	31	741	23.9	54	0
2013	Keshawn Martin	36	947	26.3	50	0
2014	Danieal Manning	13	267	20.5	41	0
2015	Keith Mumphrey	14	338	24.1	41	0
2016	Tyler Ervin	14	263	18.8	33	0
2017	Chris Thompson	17	369	21.7	42	0
2018	Tyler Ervin	10	253	25.3	36	0
2019	DeAndre Carter	14	308	22.0	28	0
2020	DeAndre Carter	12	250	20.8	19	0
2021	Tremon Smith	21	533	25.4	98t	1

INTERCEPTIONS

Year	Player	No	Yds	Avg	Long	TD
2002	Aaron Glenn	5	181	36.2	70t	2
2003	Marcus Coleman	7	95	13.6	41	0
2004	Dunta Robinson	6	146	24.3	61	0
2005	Glenn Earl	2	2	1	2	0
2006	Dunta Robinson	2	9	4.5	9	1
	DeMarcus Faggins	2	0	0	0	0
2007	Fred Bennet	3	47	15.7	33	0
2008	Jacques Reeves	4	108	27	44t	1
2009	Bernard Pollard	4	121	30.3	70t	1
	Brian Cushing	4	26	6.5	20	0
2010	Troy Nolan	3	35	11.7	20	0
	Glover Quin	3	12	4	10	0
	Jason Allen	3	1	0.3	1	0
2011	Johnathan Joseph	4	40	10	29	0
	Jason Allen	4	34	8.5	34	0
2012	Kareem Jackson	4	71	17.8	63t	1
2013	Johnathan Joseph	3	64	21.3	32	0
2014	A.J. Bouye	3	120	40	67	1
	Kareem Jackson	3	97	32.3	65	0
	Jumal Rolle	3	25	8.3	13	0
2015	Andre Hal	4	54	13.5	31t	1
2016	Quintin Demps	6	54	9	19	0
2017	Andre Hal	3	10	3.3	7	0
2018	Two Players	3	-	-	-	-
2019	Tashaun Gipson Sr.	3	105	35.0	79t	1
2020	3 Players Tied	1	-	-	19t	1
2021	Lonnie Johnson Jr.	3	47	15.7	32	0
	Desmond King II	3	25	8.3	25	0

TOTAL TACKLES

Year	Player, Pos.	Solo	Assist	Total
2002	Jay Foreman	101	36	137
	Jamie Sharper	95	42	137
2003	Jamie Sharper	107	59	166
2004	Jamie Sharper	98	41	139
2005	Morlon Greenwood	82	30	112
2006	DeMeco Ryans	126	30	156
2007	DeMeco Ryans	98	29	127

TEXANS RECORDS - LEADERS

2008	DeMeco Ryans	86	26	112
2009	Brian Cushing	86	47	133
2010	Bernard Pollard	82	30	112
2011	Brian Cushing	76	38	114
2012	Glover Quin	64	20	84
2013	Darryl Sharpton	56	31	87
2014	Kendrick Lewis	52	32	84
2015	Brian Cushing	63	47	110
2016	Benardrick McKinney	79	50	129
2017	Benardrick McKinney	62	33	95
2018	Zach Cunningham	73	34	105
2019	Zach Cunningham	95	42	137
2020	Zach Cunningham	106	58	164
2021	Kamu Grugier-Hill	70	36	106

SACKS

Year	Player, Pos.	Sacks	Yards
2002	Jeff Posey	8	77
2003	Jamie Sharper	4	19
2004	Kailee Wong	5.5	29
2005	Shantee Orr	7	40
2006	Jason Babin	5.5	39
2007	Mario Williams	14	82.5
2008	Mario Williams	12	82
2009	Mario Williams	9	52
2010	Mario Williams	8.5	54.5
2011	Connor Barwin	11.5	78.5
2012	J.J. Watt	20.5	138.5
2013	J.J. Watt	10.5	70.5
2014	J.J. Watt	20.5	140

2015	J.J. Watt	17.5	118
2016	Whitney Mercilus	7.5	56.5
2017	Jadeveon Clowney	9.5	67
2018	J.J. Watt	16.0	119.0
2019	Whitney Mercilus	7.5	44.5
2020	J.J. Watt	5	41
2021	Jonathan Greenard	8	50

SPECIAL TEAMS TACKLES

Year	Player, Pos.	Solo	Assist	Total
2002	Jason Bell	14	2	16
2003	Ramon Walker	13	4	17
2004	Antwan Peek	10	8	18
2005	Ramon Walker	12	6	18
2006	Troy Evans	11	2	13
2007	Jameel Cook	12	1	13
2008	Kevin Bentley	16	7	23
2009	Kevin Bentley	9	11	20
2010	James Casey	10	7	17
2011	Tim Dobbins	9	0	9
2012	Bryan Braman	14	2	16
2013	Justin Tuggle	10	1	11
2014	Jeff Tarpinian	7	5	12
2015	Brian Peters	11	6	17
2016	Don Jones	9	2	11
2017	Kurtis Drummond	8	3	11
2018	A.J. Moore Jr.	7	4	11
2019	A.J. Moore Jr.	7	5	12
2020	Keion Crossen	8	4	12
2021	Neville Hewitt	5	4	9

TEXANS RECORDS - LEADERS

TEXANS RECORDS - REGULAR SEASON INDIVIDUAL

TOTAL OFFENSE

YARDS FROM SCRIMMAGE (RUSHING, RECEIVING)

Career

13,651	Andre Johnson, 2003-14
8,740	Arian Foster, 2009-15
8,613	DeAndre Hopkins, 2013-19
4,617	Owen Daniels, 2006-13
4,471	Domanick Williams#, 2003-05

Season

2,220	Arian Foster, 2010
1,841	Arian Foster, 2011
1,776	Domanick Williams#, 2004
1,649	Steve Slaton, 2008
1,641	Arian Foster, 2012

Season, Rookie

1,659	Steve Slaton, 2008
1,382	Domanick Williams#, 2003
966	Andre Johnson, 2003

- Domanick Williams known as Domanick Davis prior to 2006.

COMBINED NET YARDS GAINED (RUSHING, RECEIVING, RETURNS)

Most Seasons Leading Team

4	DeAndre Hopkins, 2015, 2017-19 Arian Foster, 2010-12, 2014
2	Brandin Cooks, 2020-21 Andre Johnson, 2006, 2009

Most Consecutive Seasons Leading Team

3	Arian Foster, 2010-12 DeAndre Hopkins, 2017-19
---	---

Career

13,651	Andre Johnson, 2003-14
8,740	Arian Foster, 2009-15
8,613	DeAndre Hopkins, 2013-19
5,004	Jacoby Jones, 2007-11
4,617	Owen Daniels, 2006-13

Season

2,220	Arian Foster, 2010
1,841	Arian Foster, 2011
1,776	Domanick Williams#, 2004
1,675	Jerome Mathis, 2005

- Domanick Williams known as Domanick Davis prior to 2006.

COMBINED ATTEMPTS (RUSHING, RECEIVING, RETURNS)

Career

1,703	Arian Foster, 2009-15
1,035	Andre Johnson, 2003-14
931	Domanick Williams#, 2003-05
808	Lamar Miller, 2016-2019
742	Alfred Blue, 2014-18
632	DeAndre Hopkins, 2013-19

562 Steve Slaton, 2008-11

- Domanick Williams known as Domanick Davis prior to 2006.

Season

393	Arian Foster, 2010
391	Arian Foster, 2012
370	Domanick Williams#, 2004
331	Arian Foster, 2011

- Domanick Williams known as Domanick Davis prior to 2006.

Game

39	Arian Foster vs. Tennessee, 11/28/10
38	Domanick Williams# at Indianapolis, 11/14/04
36	Alfred Blue at Cleveland, 11/16/14 Domanick Williams# at Detroit, 9/19/04 Domanick Williams# vs. N.Y. Jets, 10/19/03

- Domanick Williams known as Domanick Davis prior to 2006.

Game, Opponent

45	Rudi Johnson at Cincinnati, 11/9/03
37	Larry Johnson vs. Kansas City, 11/20/05 Christian McCaffrey vs. Carolina, 09/29/19 DeMarco Murray at Dallas, 10/05/14

RUSHING

RUSHING ATTEMPTS

Most Seasons Leading Team

4	Arian Foster, 2010-12, 14
3	Lamar Miller, 2016-18 Domanick Williams#, 2003-05
2	Steve Slaton, 2008-09 Ron Dayne, 2006-07

- Domanick Williams known as Domanick Davis prior to 2006.

Most Consecutive Seasons Leading Team

3	Arian Foster, 2010-12 Lamar Miller, 2016-18 Domanick Williams#, 2003-05
2	Steve Slaton, 2008-09 Ron Dayne, 2006-07

- Domanick Williams known as Domanick Davis prior to 2006.

Career

1,454	Arian Foster, 2009-15
770	Domanick Williams#, 2003-05
716	Lamar Miller, 2016-19
673	Alfred Blue, 2014-18

- Domanick Williams known as Domanick Davis prior to 2006.

Season

351	Arian Foster, 2012
327	Arian Foster, 2010
302	Domanick Williams#, 2004
278	Arian Foster, 2011

- Domanick Williams known as Domanick Davis prior to 2006.

Season, Rookie

TEXANS RECORDS - REGULAR SEASON INDIVIDUAL

268	Steve Slaton, 2008
238	Domanick Williams#, 2003
197	Jonathan Wells, 2002
# - Domanick Williams known as Domanick Davis prior to 2006.	
Game	
36	Alfred Blue at Cleveland, 11/16/14
33	Arian Foster vs. Jacksonville, 10/30/11
	Arian Foster vs. Indianapolis, 9/12/10
Game, Rookie	
36	Alfred Blue at Cleveland, 11/16/14
27	Domanick Williams# vs. N.Y. Jets, 10/19/03
26	Domanick Williams# at Buffalo, 11/16/03
	Steve Slaton at Green Bay, 12/7/08
# - Domanick Williams known as Domanick Davis prior to 2006.	
Game, Opponent	
43	Rudi Johnson, at Cincinnati, 11/9/03
36	Larry Johnson, vs. Kansas City, 11/20/05
34	Thomas Jones, at Tampa Bay, 12/14/03
	Rashad Jennings at N.Y. Giants, 9/21/14

RUSHING YARDS GAINED

Most Seasons Leading Team	
4	Arian Foster, 2010-12, 14
3	Lamar Miller, 2016-18
	Domanick Williams#, 2003-05
2	Steve Slaton, 2008-09
	Ron Dayne, 2006-07
# - Domanick Williams known as Domanick Davis prior to 2006.	
Most Consecutive Seasons Leading Team	
3	Lamar Miller, 2016-18
	Arian Foster, 2010-12
	Domanick Williams#, 2003-05
2	Steve Slaton, 2008-09
	Ron Dayne, 2006-07
# - Domanick Williams known as Domanick Davis prior to 2006.	
Career	
6,472	Arian Foster, 2009-15
3,195	Domanick Williams#, 2003-05
2,934	Lamar Miller, 2016-19
2,407	Alfred Blue, 2014-18
1,992	Ben Tate, 2011-13
# - Domanick Williams known as Domanick Davis prior to 2006.	
Seasons, 1,000 or More Yards Rushing	
4	Arian Foster, 2010-12, 14
2	Domanick Williams#, 2003-04
1	Steve Slaton, 2008
	Lamar Miller, 2016
	Carlos Hyde, 2019
# - Domanick Williams known as Domanick Davis prior to 2006.	
Consecutive Seasons, 1,000 or More Yards Rushing	
3	Arian Foster, 2010-12
2	Domanick Williams#, 2003-04

# - Domanick Williams known as Domanick Davis prior to 2006.	
Season	
1,616	Arian Foster, 2010
1,424	Arian Foster, 2012
1,282	Steve Slaton, 2008
1,246	Arian Foster, 2014
1,224	Arian Foster, 2011
1,188	Domanick Williams#, 2004
1,073	Lamar Miller, 2016
1,070	Carlos Hyde, 2019
1,031	Domanick Williams#, 2003
# - Domanick Williams known as Domanick Davis prior to 2006.	
Season, Rookie	
1,282	Steve Slaton, 2008
1,031	Domanick Williams#, 2003
529	Jonathan Wells, 2002
528	Alfred Blue, 2014
# - Domanick Williams known as Domanick Davis prior to 2006.	
Game	
231	Arian Foster vs. Indianapolis, 9/12/10
180	Arian Foster vs. Jacksonville, 1/2/11
165	Arian Foster vs. Indianapolis, 12/16/12
162	Lamar Miller vs. Tennessee, 11/27/18
160	Carlos Hyde at Jacksonville, 11/3/19
158	Arian Foster at Indianapolis, 12/22/11
	Domanick Williams# at Jacksonville, 12/26/04
# - Domanick Williams known as Domanick Davis prior to 2006.	
Game, Opponent	
250	Derrick Henry vs. Tennessee, 1/3/21
212	Derrick Henry vs. Tennessee, 10/18/20
211	Larry Johnson vs. Kansas City, 11/20/05
	Derrick Henry vs. Tennessee, 12/29/19
197	Chris Johnson at Tennessee, 9/20/09
182	Rudi Johnson at Cincinnati, 11/9/03
Game, Rookie	
156	Alfred Blue at Cleveland, 11/16/14
	Steve Slaton at Indianapolis, 11/16/08
130	Steve Slaton vs. Jacksonville, 12/01/08
Games, 100 or More Yards Rushing	
32	Arian Foster, 2009-14
11	Domanick Williams#, 2003-05
8	Lamar Miller, 2016-18
5	Ben Tate, 2011-13
	Alfred Blue, 2014-17
	Steve Slaton, 2008
# - Domanick Williams known as Domanick Davis prior to 2006.	
Consecutive Games, 100 or More Yards	
4	Arian Foster, 10/5/14-10/26/14
3	Arian Foster, 10/23/11-11/6/11
	Steve Slaton, 12/1/08-12/14/08
Longest Run From Scrimmage	
97t	Lamar Miller vs. Tennessee, 11/27/18

TEXANS RECORDS - REGULAR SEASON INDIVIDUAL

81t	Justin Forsett at Detroit, 11/22/12
74t	Arian Foster at Oakland, 10/3/10
71t	Steve Slaton at Indianapolis, 11/16/08
60	Ben Tate vs. Tennessee, 9/15/13
58	Carlos Hyde at Jacksonville, 11/3/19
	Lamar Miller vs. Miami, 10/25/18
56	Arian Foster vs. Jacksonville, 1/2/11
	Ben Tate at Tennessee, 1/1/12
Longest Run From Scrimmage, Opponent	
91t	Chris Johnson at Tennessee, 9/20/09
85t	Lamar Miller at Miami, 10/25/15
83	Jonathan Taylor at Indianapolis, 10/17/21
80t	Rashad Jennings vs. Oakland, 11/17/13
76	Fred Taylor at Jacksonville, 10/14/07

RUSHING AVERAGE GAIN

Career (750 attempts)

4.45	Arian Foster, 2009-15
4.15	Domanick Williams#, 2003-05
# - Domanick Williams known as Domanick Davis prior to 2006.	
Season (100 attempts)	
5.38	Ben Tate, 2011 (175-942)
4.94	Arian Foster, 2010 (327-1,616)
4.79	Arian Foster, 2014 (260-1,246)
4.78	Steve Slaton, 2008 (268-1,282)
4.63	Lamar Miller, 2018 (210-973)
4.48	Arian Foster, 2013 (121-542)
4.40	Arian Foster, 2011 (278-1,224)

Game (10 attempts)

13.5	Lamar Miller vs. Tennessee, 11/27/18 (12-162)
11.1	Steve Slaton at Indianapolis, 11/16/08 (14-156)
10.6	David Johnson vs. Cincinnati Bengals 12/27/20 (12-128)
9.6	Ben Tate vs. Cleveland, 11/6/11 (12-115)
8.6	Darius Walker vs. Jacksonville, 12/30/07 (10-86)
8.4	Carlos Hyde at Jacksonville, 11/3/19 (19-160)
8.3	Carlos Hyde at New Orleans, 9/9/19 (10-83)
8.1	Domanick Williams# vs. Tennessee, 11/28/04 (16-129)
7.8	Arian Foster at Oakland, 10/3/10 (17-133)

- Domanick Williams known as Domanick Davis prior to 2006.

RUSHING TOUCHDOWNS

Seasons Leading Team

4	Arian Foster, 2010-12, 14
3	Lamar Miller, 2016-18
2	Deshaun Watson, 2018-19
	Jonathan Wells, 2002, 05
	Domanick Williams#, 2003-04
	Ron Dayne, 2006-07

- Domanick Williams known as Domanick Davis prior to 2006.

Consecutive Seasons Leading Team

3	Lamar Miller, 2016-18
	Arian Foster, 2010-12
2	Deshaun Watson, 2018-19
	Domanick Williams#, 2003-04
	Ron Dayne, 2006-07

- Domanick Williams known as Domanick Davis prior to 2006.

Career

54	Arian Foster, 2009-15
23	Domanick Williams#, 2003-05
17	Deshaun Watson, 2017-20
13	Lamar Miller, 2016-19
12	Steve Slaton, 2008-11

- Domanick Williams known as Domanick Davis prior to 2006.

Season

16	Arian Foster, 2010
15	Arian Foster, 2012
13	Domanick Williams#, 2004
10	Arian Foster, 2011
9	Steve Slaton, 2008

- Domanick Williams known as Domanick Davis prior to 2006.

Game

3	Ben Tate vs. New England, 12/1/13
3	Arian Foster vs. Indianapolis, 9/12/10
3	Ryan Moats at Buffalo, 11/1/09

Game, Rookie

2	8x - last: D'Onta Foreman vs. Arizona, 11/19/2017
---	---

Game, Opponent

4	Shaun Alexander at Seattle, 10/16/05
3	Derrick Henry vs. Tennessee, 12/29/19
	Devonta Freeman at Atlanta, 10/4/15
	Maurice Jones-Drew vs. Jacksonville, 9/27/09
	Willie Parker vs. Pittsburgh, 9/7/08
	LaBrandon Toefield vs. Jacksonville, 12/24/05

Consecutive Games With A Rushing Touchdown

6	Arian Foster, 10/23/11 – 12/4/11
	Domanick Williams#, 11/28/04 – 1/2/05
5	Arian Foster, 9/30/12 – 11/4/12
	Arian Foster, 10/17/10 – 11/21/10
4	Deshaun Watson, 12/23/18 – 9/15/19
	Arian Foster, 12/18/11 – 9/16/12

- Domanick Williams known as Domanick Davis prior to 2006.

PASSING

PASSING

Seasons Leading Team

7	Matt Schaub, 2007-13
5	David Carr, 2002-06

Consecutive Seasons Leading Team

7	Matt Schaub, 2007-13
5	David Carr, 2002-06

TEXANS RECORDS - REGULAR SEASON INDIVIDUAL

PASSER RATING

Career (1,500 attempts)

104.5 Deshaun Watson, 2017-20

90.9 Matt Schaub, 2007-13

75.5 David Carr, 2002-06

Season (204 attempts)

112.4 Deshaun Watson, 2020

103.1 Deshaun Watson, 2018

103.0 Deshaun Watson, 2017

98.6 Matt Schaub, 2009

98.0 Deshaun Watson, 2019

96.8 Matt Schaub, 2011

95.3 Ryan Fitzpatrick, 2014

92.7 Matt Schaub, 2008

Season, Rookie (204 attempts)

103.0 Deshaun Watson, 2017

88.8 Davis Mills, 2021

62.8 David Carr, 2002

Game (20 attempts)

158.3 Deshaun Watson vs. Atlanta, 10/6/19

156.0 Deshaun Watson vs. Miami, 10/25/18

150.4 Deshaun Watson vs. Detroit, 11/26/20

147.7 Matt Schaub at Tennessee, 10/23/11

147.5 Ryan Fitzpatrick vs. Tennessee, 11/30/14

144.0 Matt Schaub vs. Cincinnati, 10/26/08

141.7 Davis Mills vs. New England, 10/10/21

140.7 Deshaun Watson vs. New England, 12/01/19

140.2 David Carr at Indianapolis, 9/17/06

135.8 Deshaun Watson at Los Angeles Chargers, 9/22/19

134.2 Deshaun Watson vs. New York Jets, 12/15/18

130.9 Deshaun Watson vs. Tennessee, 11/27/18

130.6 Davis Mills vs. Los Angeles Chargers, 12/26/21

Game, Opponent (20 attempts)

147.7 Marcus Mariota vs. Tennessee, 11/27/18

146.8 Steve McNair at Tennessee, 10/12/03

146.8 Jon Kitna vs. Cincinnati, 11/3/02

146.2 Tom Brady at New England, 9/24/17

143.8 Blake Bortles at Jacksonville, 12/17/17

139.8 Ben Roethlisberger vs. Pittsburgh, 9/18/05

139.2 Lamar Jackson at Baltimore, 11/17/19

PASSING ATTEMPTS

Seasons Leading Team

7 Matt Schaub, 2007-13

5 David Carr, 2002-06

Consecutive Seasons Leading Team

7 Matt Schaub, 2007-13

5 David Carr, 2002-06

Career

3,020 Matt Schaub, 2007-13

2,070 David Carr, 2002-06

1,748 Deshaun Watson, 2017-20

510 Brock Osweiler, 2016

Season

583 Matt Schaub, 2009

574 Matt Schaub, 2010

544 Deshaun Watson, 2020

Matt Schaub, 2012

510 Brock Osweiler, 2016

505 Deshaun Watson, 2018

495 Deshaun Watson, 2019

466 David Carr, 2004

Season, Rookie

444 David Carr, 2002

394 Davis Mills, 2021

204 Deshaun Watson, 2017

134 T.J. Yates, 2011

Game

62 Matt Schaub vs. Baltimore, 12/13/10

58 Ryan Mallett at Carolina, 9/20/15

55 Matt Schaub vs. Jacksonville, 11/18/12

54 Matt Schaub at Tennessee, 12/19/10

David Carr at N.Y. Jets, 11/26/06

52 Matt Schaub at Washington, 9/19/10

51 Matt Schaub vs. Oakland, 10/9/11

50 Matt Schaub at Arizona, 10/11/09

Deshaun Watson vs. Denver, 12/8/19

Game, Opponent

62 Andrew Luck vs. Indianapolis, 9/30/18

61 Matthew Stafford at Detroit, 11/22/12

57 Peyton Manning vs. Indianapolis, 9/12/10

Tommy Maddox at Pittsburgh, 12/8/02

55 Chad Henne at Miami, 12/27/09

53 Blake Bortles at Jacksonville, 10/18/15

52 Peyton Manning at Denver, 9/23/12

51 Peyton Manning vs. Denver, 12/22/13

Zach Mettenberger at Tennessee, 12/27/15

PASS COMPLETIONS

Seasons Leading Team

7 Matt Schaub, 2007-13

5 David Carr, 2002-06

Consecutive Seasons Leading Team

7 Matt Schaub, 2007-13

5 David Carr, 2002-06

Career

1,951 Matt Schaub, 2007-13

1,243 David Carr, 2002-06

1,186 Deshaun Watson, 2017-20

301 Brock Osweiler, 2016

297 Sage Rosenfels, 2006-08

Season

TEXANS RECORDS - REGULAR SEASON INDIVIDUAL

396	Matt Schaub, 2009
382	Deshaun Watson, 2020
365	Matt Schaub, 2010
350	Matt Schaub, 2012
Season, Rookie	
263	Davis Mills, 2021
233	David Carr, 2002
126	Deshaun Watson, 2017
82	T.J. Yates, 2011
Game	
43	Matt Schaub vs. Jacksonville, 11/18/12
39	David Carr at N.Y. Jets, 11/26/06
38	Matt Schaub at Washington, 9/19/10
35	Matt Schaub at Tennessee, 12/19/10
	Matt Schaub at Arizona, 10/11/09
Game, Opponent	
40	Andrew Luck at Indianapolis, 9/30/18
	Peyton Manning vs. Indianapolis, 9/12/10
36	Daunte Culpepper vs. Minnesota, 10/10/04
35	Nick Foles at Philadelphia, 12/23/18
	Chad Henne at Miami, 12/27/09
34	Peyton Manning at Indianapolis, 11/8/09
Consecutive Completions	
*22	David Carr vs. Buffalo, 11/19/06
17	Matt Schaub vs. Jacksonville, 11/18/12
16	Matt Schaub vs. Indianapolis (14), 9/23/07; at Atlanta (2), 9/30/07
14	Davis Mills vs. Seattle, 12/12/21
13	David Carr at Indianapolis (9), 9/17/06; vs. Washington (4), 9/24/06
	Ryan Fitzpatrick vs. Washington (5), 9/7/14; at Oakland (8), 9/14/14

*Tied NFL record at the time	
Consecutive Completions, Opponent	
*22	Mark Brunell vs. Washington, 9/24/06
19	Marcus Mariota vs. Tennessee, 11/26/18
*Tied NFL record at the time	

PASSING COMPLETION PERCENTAGE

Seasons Leading Team	
6	Matt Schaub, 2007, 2009-13
5	David Carr, 2002-06
Consecutive Seasons Leading Team	
5	Matt Schaub, 2009-13
5	David Carr, 2002-06
Career (1,500 attempts)	
67.8	Deshaun Watson, 2017-20
64.6	Matt Schaub, 2007-13
60.1	David Carr, 2002-06
Season (224 attempts)	
70.2	Deshaun Watson, 2020
68.3	Deshaun Watson, 2018

	David Carr, 2006
67.9	Matt Schaub, 2009
67.3	Deshaun Watson, 2019
66.8	Davis Mills, 2021
66.4	Matt Schaub, 2007
66.1	Matt Schaub, 2008
64.3	Matt Schaub, 2012
Game (20 attempts)	
85.7	Matt Schaub vs. Cincinnati, 10/26/08
84.9	Deshaun Watson vs. Atlanta, 10/7/19
84.6	David Carr at Indianapolis, 9/17/06
83.9	Matt Schaub vs. Detroit, 10/19/08
83.3	David Carr vs. Buffalo, 11/19/06
81.8	Matt Schaub vs. Indianapolis, 9/23/07
	Matt Schaub vs. Jacksonville, 1/2/11

PASSING YARDS GAINED

Seasons Leading Team	
7	Matt Schaub, 2007-13
5	David Carr, 2002-06
Consecutive Seasons Leading Team	
7	Matt Schaub, 2007-13
5	David Carr, 2002-06
Career	
23,221	Matt Schaub, 2007-13
14,539	Deshaun Watson, 2017-20
13,391	David Carr, 2002-06
3,380	Sage Rosenfels, 2006-08
Seasons, 4,000 or More Yards Passing	
3	Matt Schaub, 2009-10, 12
2	Deshaun Watson, 2018, 2020
Seasons, 3,000 or More Yards Passing	
4	Matt Schaub, 2008-10, 2012
3	Deshaun Watson, 2018, 2019, 2020
1	David Carr, 2004
Season	
4,823	Deshaun Watson, 2020
4,770	Matt Schaub, 2009
4,370	Matt Schaub, 2010
4,165	Deshaun Watson, 2018
4,008	Matt Schaub, 2012
3,852	Deshaun Watson, 2019
Season, Rookie	
2,664	Davis Mills, 2021
2,592	David Carr, 2002
1,699	Deshaun Watson, 2017
949	T.J. Yates, 2011
Game	
527	Matt Schaub vs. Jacksonville, 11/18/12 (OT)
497	Matt Schaub at Washington, 9/19/10 (OT)
426	Deshaun Watson vs. Atlanta, 10/6/19
416	Matt Schaub vs. Oakland, 10/9/11

TEXANS RECORDS - REGULAR SEASON INDIVIDUAL

414	Matt Schaub at Green Bay, 12/7/08
402	Deshaun Watson at Seattle, 10/29/17
Game, Opponent	
471	Nick Foles at Philadelphia, 12/24/18
464	Andrew Luck at Indianapolis, 9/30/18
452	Russell Wilson at Seattle, 10/29/17
441	Matthew Stafford at Detroit, 11/22/12 (OT)
433	Peyton Manning vs. Indianapolis, 9/12/10
426	Donovan McNabb at Washington, 9/19/10
Games, 300 or More Yards Passing, Season	
10	Deshaun Watson, 2020
9	Matt Schaub, 2009
7	Matt Schaub, 2010
5	Deshaun Watson, 2018
	Matt Schaub, 2008
Games, 300 or More Yards Passing, Career	
27	Matt Schaub, 2007-13
20	Deshaun Watson, 2017-20
4	David Carr, 2003-06
1	Davis Mills, 2021
	Tom Savage, 2017
	Brian Hoyer, 2015
	Ryan Fitzpatrick, 2014
	Case Keenum, 2013
	T.J. Yates, 2011
Longest Pass Completion	
81	David Carr to Corey Bradford vs. Buffalo, 10/13/02
80t	Matt Schaub to Jacoby Jones at Tampa Bay, 11/13/11
78t	Matt Schaub to Arian Foster at Tampa Bay, 11/13/11
78t	Matt Schaub to Arian Foster at Tennessee, 10/23/11
78t	David Carr to Corey Bradford at Miami, 9/7/03
77t	Deshaun Watson to Will Fuller V vs. Jacksonville, 11/8/20
	Matt Schaub to Andre Johnson vs. Kansas City, 9/9/07

PASSING YARDS PER COMPLETION

Seasons Leading Team (224 attempts/season)	
7	Matt Schaub, 2007-13
5	David Carr, 2002-06
Consecutive Seasons Leading Team	
7	Matt Schaub, 2007-13
5	David Carr, 2002-06
Career (1,500 attempts)	
12.26	Deshaun Watson, 2017-20
11.90	Matt Schaub, 2007-13
10.77	David Carr, 2002-06
Season (204 attempts)	
13.93	Matt Schaub, 2011
13.48	Deshaun Watson, 2017
12.85	Case Keenum, 2013
12.63	Deshaun Watson, 2020
12.60	Ryan Fitzpatrick, 2014

12.39	David Carr, 2004
12.12	Matt Schaub, 2008
Season, Rookie (204 attempts)	
13.48	Deshaun Watson, 2017
11.12	David Carr, 2002
Game (20 attempts)	
21.16	Deshaun Watson at Seattle, 10/29/17
20.36	Matt Schaub vs. Oakland, 10/04/09
18.71	Deshaun Watson at Detroit 11/26/20
18.17	David Carr vs. Buffalo, 10/13/02
18.13	Case Keenum vs. New England, 12/01/13
18.07	Case Keenum at Kansas City, 10/20/13

PASSING YARDS PER ATTEMPT

Seasons Leading Team (224 attempts/season)	
6	Matt Schaub, 2007-12
5	David Carr, 2002-06
Consecutive Seasons Leading Team	
6	Matt Schaub, 2007-12
5	David Carr, 2002-06
Career (1,500 attempts)	
8.32	Deshaun Watson, 2017-20
7.69	Matt Schaub, 2007-13
6.47	David Carr, 2002-06
Season (204 attempts)	
8.87	Deshaun Watson, 2020
8.49	Matt Schaub, 2011
8.33	Deshaun Watson, 2017
8.25	Deshaun Watson, 2018
8.18	Matt Schaub, 2009
8.01	Matt Schaub, 2010
7.96	Ryan Fitzpatrick, 2014
7.78	Deshaun Watson, 2019
Season, Rookie (204 attempts)	
8.33	Deshaun Watson, 2017
6.76	Davis Mills, 2021
5.84	David Carr, 2002
Game (20 attempts)	
13.40	Deshaun Watson at Seattle, 10/29/17
12.91	Deshaun Watson vs. Atlanta, 10/6/19
12.87	Matt Schaub at Tennessee, 10/23/11
12.72	Deshaun Watson at Detroit 11/26/20
11.95	Deshaun Watson vs. Miami, 10/25/18
11.50	Matt Schaub vs. Jacksonville, 01/02/11
10.85	Ryan Fitzpatrick vs. Tennessee, 11/30/14
Average Gain, Game, Opponent (20 attempts)	
15.59	Steve McNair at Tennessee, 10/12/03
13.17	Marcus Mariota vs. Tennessee, 11/26/18
12.83	Philip Rivers vs. San Diego, 11/7/10
12.10	Ben Roethlisberger vs. Pittsburgh, 9/18/05
11.85	Peyton Manning at Indianapolis, 11/14/04

TEXANS RECORDS - REGULAR SEASON INDIVIDUAL

PASSING TOUCHDOWNS

Seasons Leading Team

6 Matt Schaub, 2008-13

5 David Carr, 2002-06

Consecutive Seasons Leading Team

6 Matt Schaub, 2008-13

5 David Carr, 2002-06

Career

124 Matt Schaub, 2007-13

104 Deshaun Watson, 2017-20

59 David Carr, 2002-06

24 Sage Rosenfels, 2006-08

19 Brian Hoyer, 2015

Season

33 Deshaun Watson, 2020

29 Matt Schaub, 2009

26 Deshaun Watson, 2019

Deshaun Watson, 2018

25 Matt Schaub, 2010

22 Matt Schaub, 2012

19 Deshaun Watson, 2017

Brian Hoyer, 2015

Season, Rookie

19 Deshaun Watson, 2017

16 Davis Mills, 2021

9 David Carr, 2002

3 T.J. Yates, 2011

Game

6 Ryan Fitzpatrick vs. Tennessee, 11/30/14

5 Deshaun Watson vs. Atlanta Falcons, 10/6/19

Deshaun Watson vs. Miami, 10/25/18

Deshaun Watson vs. Kansas City, 10/8/17

Matt Schaub vs. Jacksonville, 11/18/12

4 Deshaun Watson at Seattle, 10/1/17

Deshaun Watson vs. Tennessee, 10/29/17

Deshaun Watson at Tennessee, 10/18/20

Deshaun Watson at Detroit, 11/26/20

Matt Schaub at Denver, 9/23/12

Matt Schaub at Cincinnati, 10/18/09

Matt Schaub at Tennessee, 9/20/09

Sage Rosenfels vs. Tennessee, 10/21/07

Game, Opponent

6 Aaron Rodgers vs. Green Bay, 10/14/12

5 Daunte Culpepper vs. Minnesota, 10/10/04

Peyton Manning at Indianapolis, 11/14/04

Tom Brady at New England, 9/24/17

Games, Four or More Touchdown Passes, Career

7 Deshaun Watson, 2017-20

4 Matt Schaub, 2009-12

1 Ryan Fitzpatrick, 2014

Sage Rosenfels, 2007

Games, Four or More Touchdown Passes, Season

3 Deshaun Watson, 2017

2 Deshaun Watson, 2020

Matt Schaub, 2012

Matt Schaub, 2009

1 Deshaun Watson, 2019

Deshaun Watson, 2018

Ryan Fitzpatrick, 2014

Sage Rosenfels, 2007

Consecutive Games, Touchdown Passes

20 Deshaun Watson, 9/24/17 - 12/23/18

16 Matt Schaub, 11/14/10 - 10/30/11

12 Matt Schaub, 11/8/09 - 10/3/10

Sage Rosenfels, 10/14/07 - 11/9/08

11 Deshaun Watson, 9/10/20 - 11/26/20

8 David Carr, 9/18/05 - 11/13/05

6 Brian Hoyer, 9/13/15 - 11/1/15

Matt Schaub, 10/21/12 - 12/2/12

Matt Schaub, 9/20/09 - 10/25/09

David Carr, 9/19/04 - 10/31/04

PASSES HAD INTERCEPTED

Career

78 Matt Schaub, 2007-13

65 David Carr, 2002-06

36 Deshaun Watson, 2017-20

23 Sage Rosenfels, 2006-08

Season

16 Brock Osweiler, 2016

15 Matt Schaub, 2009

David Carr, 2002

14 Matt Schaub, 2013

David Carr, 2004

Game

4 Sage Rosenfels vs. Baltimore, 11/9/08

David Carr at New England, 12/17/06

Game, Opponent

4 David Garrard at Jacksonville, 11/12/06

Steve McNair at Tennessee, 10/17/04

Jameis Winston at Tampa Bay, 12/21/19

Consecutive Passes without an Interception

238 Deshaun Watson 10/11/20 - 12/06/20

216 Deshaun Watson 11/18/18 - 1/05/19

159 Deshaun Watson 9/09/19 - 10/13/19

117 Deshaun Watson 12/06/20 - 1/03/21

110 Matt Schaub 11/14/10 - 12/2/10

105 Case Keenum 10/20/13 - 11/17/13

Attempts, No Interceptions, Game

44 Tom Savage vs. Indianapolis, 11/5/17

43 Case Keenum at Arizona, 11/10/13

42 David Carr vs. Minnesota, 10/10/04

41 Brock Osweiler at Denver, 10/24/16

TEXANS RECORDS - REGULAR SEASON INDIVIDUAL

David Carr at Denver, 11/7/04

Deshaun Watson at Indianapolis, 12/20/20

40 Deshaun Watson at Philadelphia, 12/23/18

Matt Schaub at St. Louis, 12/20/09

Matt Schaub at Jacksonville, 9/28/08

Matt Schaub at Atlanta, 9/30/07

Attempts, No Interceptions, Game, Opponent

62 Andrew Luck at Indianapolis, 9/30/18

61 Matthew Stafford at Detroit, 11/22/12

57 Peyton Manning vs. Indianapolis, 9/12/10

52 Peyton Manning at Denver, 9/23/12

51 Peyton Manning vs. Denver, 12/22/13

LOWEST INTERCEPTION PERCENTAGE

Seasons Leading Team

6 Matt Schaub, 2007-12

5 David Carr, 2002-06

Career (1,500 attempts)

2.6 Matt Schaub, 2007-13

2.1 Deshaun Watson, 2017-20

3.1 David Carr, 2002-06

Season (224 attempts)

1.3 Deshaun Watson, 2020

1.8 Deshaun Watson, 2018

1.9 Brian Hoyer, 2015

2.1 Matt Schaub, 2011

2.1 Matt Schaub, 2010

2.2 Matt Schaub, 2012

2.4 Case Keenum, 2013

2.4 Deshaun Watson, 2019

Season, Rookie (204 attempts)

2.54 Davis Mills, 2021

3.38 David Carr, 2002

3.92 Deshaun Watson, 2017

TIMES SACKED

Career

249 David Carr, 2002-06

174 Deshaun Watson, 2017-20

160 Matt Schaub, 2007-13

36 T.J. Yates, 2011-13, 2015, 2017

27 Tom Savage, 2014-17

Brock Osweiler, 2016

Season

*76 David Carr, 2002

68 David Carr, 2005

62 Deshaun Watson, 2018

49 Deshaun Watson, 2020

David Carr, 2004

* NFL record

Game

9 David Carr at San Diego, 9/15/03

8 David Carr at Cleveland, 10/20/02

David Carr vs. Pittsburgh, 9/18/05

7 Deshaun Watson vs. Buffalo, 10/14/18

Deshaun Watson at Indianapolis, 9/30/18

David Carr vs. Tennessee, 10/9/05

David Carr at Cincinnati, 10/2/05

David Carr at Philadelphia, 9/29/02

Game, Opponent

8 Blake Bortles vs. Jacksonville, 1/3/16

7 Zach Mettenberger vs. Tennessee, 11/1/15

6 Marcus Mariota vs. Tennessee, 11/26/18

Jake Locker at Tennessee, 12/2/12

Blaine Gabbert at Jacksonville, 11/27/11

Tommy Maddox at Pittsburgh, 12/8/02

RECEIVING

RECEPTIONS

Seasons Leading Team

10 Andre Johnson, 2003-06, 08-10, 12-14

5 DeAndre Hopkins, 2015-19

Consecutive Seasons Leading Team

5 DeAndre Hopkins, 2015-19

4 Andre Johnson, 2003-06

3 Andre Johnson, 2008-10

Andre Johnson, 2012-14

Career

1,012 Andre Johnson, 2003-14

632 DeAndre Hopkins, 2013-19

385 Owen Daniels, 2006-13

326 Kevin Walter, 2006-12

Seasons, 50 or More Pass Receptions

11 Andre Johnson, 2003-10, 2012-14

7 DeAndre Hopkins, 2013-19

4 Kevin Walter, 2007-10

Owen Daniels, 2007-08, 2011-12

2 Arian Foster, 2010-11

Brandin Cooks, 2020-21

Season

115 DeAndre Hopkins, 2018

Andre Johnson, 2008

112 Andre Johnson, 2012

111 DeAndre Hopkins, 2015

109 Andre Johnson, 2013

104 DeAndre Hopkins, 2019

103 Andre Johnson, 2006

Season, Rookie

66 Andre Johnson, 2003

52 DeAndre Hopkins, 2013

50 Steve Slaton, 2008

TEXANS RECORDS - REGULAR SEASON INDIVIDUAL

47	Will Fuller V, 2016
	Domanick Williams#, 2003
	# - Domanick Williams known as Domanick Davis prior to 2006.
Game	
14	Will Fuller V vs. Atlanta, 10/6/19
	Andre Johnson vs. Jacksonville, 11/18/12 (OT)
13	Andre Johnson at Jacksonville, 12/5/13
12	7x - last: DeAndre Hopkins vs. Jacksonville, 12/30/18
Game, Opponent	
14	Dallas Clark at Indianapolis, 11/8/09
13	Keenan Allen vs. Houston Texans, 9/22/19
12	5x - last: Zach Ertz at Philadelphia, 12/23/18
Consecutive Games Played, Pass Reception	
133	Andre Johnson, 11/6/05 – 12/21/14
110	DeAndre Hopkins, 9/9/13 – 12/21/19
88	Owen Daniels, 12/10/06 – 10/6/13
44	Will Fuller V, 9/11/16– 9/10/20
37	Arian Foster, 1/3/10 – 10/21/12
35	Andre Johnson, 9/7/03 – 10/2/05
	Kevin Walter, 9/7/08 – 10/10/10

RECEIVING YARDS GAINED

Seasons Leading Team	
10	Andre Johnson, 2003-10, 12-13
6	DeAndre Hopkins, 2014-19
1	Owen Daniels, 2011
	Corey Bradford, 2002
Consecutive Seasons Leading Team	
8	Andre Johnson, 2003-10
6	DeAndre Hopkins, 2014-19
Career	
13,597	Andre Johnson, 2003-14
8,602	DeAndre Hopkins, 2013-19
4,617	Owen Daniels, 2006-13
4,083	Kevin Walter, 2006-12
3,110	Will Fuller V, 2016-20
Seasons, 1,000 or More Yards	
7	Andre Johnson – 2004, 2006, 2008-10, 2012-13
5	DeAndre Hopkins – 2014-15, 2017-19
Season	
1,598	Andre Johnson, 2012
1,575	Andre Johnson, 2008
1,572	DeAndre Hopkins, 2018
1,569	Andre Johnson, 2009
1,521	DeAndre Hopkins, 2015
Season, Rookie	
976	Andre Johnson, 2003
802	DeAndre Hopkins, 2013
635	Will Fuller V, 2016
483	Jabar Gaffney, 2002
446	Nico Collins, 2021

377	Steve Slaton, 2008
Game	
273	Andre Johnson vs. Jacksonville, 11/18/12 (OT)
238	DeAndre Hopkins vs. Tennessee, 11/30/14
229	Andre Johnson vs. Indianapolis, 11/3/13
224	DeAndre Hopkins at Seattle, 10/29/17
217	Will Fuller V vs. Atlanta, 10/6/19
207	Andre Johnson vs. Tennessee, 12/14/08
196	Andre Johnson at St. Louis, 12/20/09
193	Andre Johnson vs. Seattle, 12/13/09
Game, Opponent	
265	Lee Evans vs. Buffalo, 11/19/06
236	Justin Blackmon vs. Jacksonville, 11/18/12 (OT)
223	T.Y. Hilton vs. Indianapolis, 10/9/14
199	T.Y. Hilton vs. Indianapolis, 12/9/18
186	Keelan Cole at Jacksonville, 12/17/17
183	Keenan Allen at Los Angeles Chargers, 9/22/19
Games, 100 or More Yards, Career	
51	Andre Johnson, 2003-14
30	DeAndre Hopkins, 2013-19
13	Will Fuller V, 2016-20
7	Brandin Cooks, 2020-21
4	Owen Daniels, 2006-12
3	Arian Foster, 2009-15
	Corey Bradford, 2002-05
	Kevin Walter, 2006-12
Games, 100 or More Yards, Season	
8	Andre Johnson, 2008
7	DeAndre Hopkins, 2018
6	DeAndre Hopkins, 2015
	Andre Johnson, 2009-10, 2012-13
5	DeAndre Hopkins, 2017
	DeAndre Hopkins, 2019
Consecutive Games, 100 or More Yards	
4	Andre Johnson, 10/5/08 - 10/26/08
	DeAndre Hopkins, 9/27/15 - 10/18/15
3	Brandin Cooks, 12/27/20 - 9/12/21
	DeAndre Hopkins, 12/15/18 - 12/31/18
	Andre Johnson, 9/9/07 - 11/18/07
Longest Reception	
81	Corey Bradford from David Carr vs. Buffalo, 10/13/02
80t	Jacoby Jones from Matt Schaub at Tampa Bay, 11/13/11
78t	Arian Foster from Matt Schaub at Tampa Bay, 11/13/11
	Arian Foster from Matt Schaub at Tennessee, 10/23/11
	Corey Bradford from David Carr at Miami, 9/7/03
77t	Andre Johnson from Matt Schaub vs. Kansas City, 9/9/07
Longest Reception, Opponent	
96t	Calvin Johnson vs. Detroit, 10/19/08

TEXANS RECORDS - REGULAR SEASON INDIVIDUAL

94t	Robert Woods at Los Angeles, 11/12/17
86t	Brandon LaFell vs. Cincinnati, 12/24/16
84t	Troy Edwards vs. Jacksonville, 10/28/03
83t	Nelson Agholor at Philadelphia, 12/23/18
	Lee Evans vs. Buffalo, 11/19/06
	Lee Evans vs. Buffalo, 11/19/06

RECEIVING AVERAGE

Average Gain, Career (200 receptions)

14.9	Will Fuller V, 2016-20
13.6	DeAndre Hopkins, 2013-19
13.4	Andre Johnson, 2003-14
12.5	Kevin Walter, 2006-12
12.0	Owen Daniels, 2006-13

Average Gain, Season (32 receptions)

17.7	André Davis, 2007
16.6	Will Fuller V, 2020
15.9	DeAndre Hopkins, 2014
15.7	Will Fuller V, 2018
15.5	Andre Johnson, 2009
15.5	Corey Bradford, 2002
15.4	DeAndre Hopkins, 2013

Average Gain, Game (min. 3 receptions)

30.5	Andre Johnson at Buffalo, 11/16/03 (4-122)
28.7	Andre Johnson at Detroit, 9/19/04 (3-86)
28.5	Will Fuller V at Detroit, 11/26/20 (6-171)
28.0	DeAndre Hopkins at Seattle, 10/29/17 (8-224)
27.3	Jabar Gaffney at Chicago, 12/19/04 (4-109)
26.5	Joel Dreessen at N.Y. Jets, 11/21/10 (4-106)
26.4	DeAndre Hopkins vs. Tennessee, 11/30/14 (9-238)

Brandin Cooks vs. Jacksonville, 9/12/21 (5-132)

RECEIVING TOUCHDOWNS

Seasons Leading Team

8	Andre Johnson, 2003-04, 2006-10, 2013
6	DeAndre Hopkins, 2014-19
3	Corey Bradford, 2002-03, 2005

Consecutive Seasons Leading Team

6	DeAndre Hopkins, 2015-19
5	Andre Johnson, 2006-10

Career

64	Andre Johnson, 2003-14
54	DeAndre Hopkins, 2013-19
29	Owen Daniels, 2006-13
24	Will Fuller V, 2016-20

Kevin Walter, 2006-12

18	Corey Bradford, 2002-05
----	-------------------------

Season

13	DeAndre Hopkins, 2017
11	DeAndre Hopkins, 2018
	DeAndre Hopkins, 2015

9	Andre Johnson, 2009
8	Andre Johnson, 2010
	Andre Johnson, 2008
	Kevin Walter, 2008
	Andre Johnson, 2007

Season, Rookie

5	Owen Daniels, 2006
4	Jordan Thomas, 2018
	Andre Johnson, 2003

Game

3	Will Fuller V vs. Atlanta, 10/7/19
	DeAndre Hopkins vs. Kansas City, 10/8/17
	Andre Johnson vs. Indianapolis, 11/3/13

Game, Rookie

2	Jordan Thomas vs. Miami, 10/25/18
	Jaelen Strong vs. Indianapolis, 10/8/15
	Owen Daniels at Tennessee, 10/29/06
	Andre Johnson vs. Kansas City, 9/21/03

Game, Opponent

3	T.Y. Hilton vs. Indianapolis, 11/3/13
	Jordy Nelson vs. Green Bay, 10/14/12
	Vernon Davis vs. San Francisco, 10/25/09
	Steve Smith at Carolina, 9/16/07
	Terrell Owens at Dallas, 10/15/06
	Derrick Mason at Tennessee, 10/12/03

Consecutive Games, Touchdowns

6	Will Fuller V, 9/27/20 - 11/8/20
5	DeAndre Hopkins, 10/14/18 - 11/18/18
	DeAndre Hopkins, 10/1/17 - 11/5/17
4	Will Fuller V, 10/1/17 - 10/29/17
	Arian Foster, 10/20/14 - 11/30/14
	Andre Johnson, 12/13/10 - 9/18/11
	Andre Johnson, 12/2/07 - 12/23/07

PUNTING

PUNTING

Seasons Leading Team

5	Shane Lechler, 2013-17
	Chad Stanley, 2002-06
4	Matt Turk, 2007-10

Consecutive Seasons Leading Team

5	Shane Lechler, 2013-17
	Chad Stanley, 2002-06
4	Matt Turk, 2007-10

PUNTS

Career

437	Chad Stanley, 2002-06
430	Shane Lechler, 2013-17
254	Matt Turk, 2007-11

TEXANS RECORDS - REGULAR SEASON INDIVIDUAL

99	Bryan Anger, 2019-20
88	Donnie Jones, 2012
Season	
114	Chad Stanley, 2002
97	Chad Stanley, 2003
95	Shane Lechler, 2015
92	Shane Lechler, 2017
88	Cameron Johnston, 2021
	Shane Lechler, 2013
	Donnie Jones, 2012
Game	
11	Shane Lechler at Jacksonville, 12/17/17
	Chad Stanley at Indianapolis, 12/1/02
10	Donnie Jones at Tennessee, 12/2/12
	Brett Hartmann at Jacksonville, 11/27/11
	Chad Stanley at Jacksonville, 12/7/03
	Chad Stanley at Pittsburgh, 12/8/02
	Chad Stanley at San Diego, 9/15/02
	Chad Stanley vs. Dallas, 9/8/02
Game, Opponent	
11	Marquette King vs. Oakland, 11/17/13
10	Darren Bennett at San Diego, 9/15/02
9	8 times, last Logan Cooke vs. Jacksonville, 12/30/18
Longest Punt	
71	Bryan Anger vs. Carolina, 9/29/19
	Shane Lechler vs. Indianapolis, 10/9/14
69	Cameron Johnston at Arizona, 10/24/21
	Brett Hartmann at Miami, 9/18/11
67	Bryan Anger vs. Green Bay, 10/25/20
66	Donnie Jones at Denver, 9/23/12
	Brett Hartmann vs. Atlanta, 12/4/11
65	Shane Lechler at Oakland, 9/14/14
	Shane Lechler at Arizona, 11/10/13
	Donnie Jones vs. Minnesota, 12/23/12
Longest Punt, Opponent	
75	Mat McBriar at Dallas, 10/15/06
74	Sam Koch vs. Baltimore, 11/9/08
70	Brett Kern at Tennessee, 12/2/12
	Brandon Fields vs. Miami, 9/18/11

PUNT AVERAGE

Career (250 punts)	
47.6	Shane Lechler, 2013-17
42.3	Matt Turk, 2007-11
41.0	Chad Stanley, 2002-06
Season (40 punts)	
49.0	Shane Lechler, 2017
47.6	Shane Lechler, 2013
47.5	Shane Lechler, 2016
47.3	Shane Lechler, 2015
47.2	Donnie Jones, 2012

46.7	Cameron Johnston, 2021
46.5	Bryan Anger, 2019
46.4	Bryan Anger, 2020
Game (4 punts)	
58.9	Shane Lechler at Arizona, 11/10/13 (7 punts)
58.5	Shane Lechler at New England, 9/24/17 (4 punts)
54.5	Shane Lechler vs. Indianapolis, 10/9/14 (4 punts)
54.2	Donnie Jones at Denver, 9/23/12 (5 punts)
53.0	Shane Lechler at Seattle, 10/29/17 (5 punts)
Game, Opponent (4 punts)	
56.8	Shane Lechler at Oakland, 12/3/06 (4 punts)
	Mat McBriar at Dallas, 10/15/06 (4 punts)
53.9	Brett Nortman at Carolina, 9/20/15 (7 punts)
53.4	Shane Lechler vs. Oakland, 10/4/09 (8 punts)
52.8	Mike Scifres at San Diego, 10/28/07 (5 punts)
52.5	Brad Nortman vs. Jacksonville, 12/18/16 (6 punts)

PUNTS HAD BLOCKED

Consecutive Punts, None Blocked	
327	Chad Stanley, 2002-06
324	Shane Lechler, 2014-17
254	Matt Turk, 2007-11
99	Shane Lechler, 2013-14
	Bryan Anger, 2019-20
Punts Had Blocked, Career	
2	Chad Stanley, 2002-06
1	Shane Lechler, 2013-15
Punts Had Blocked, Season	
2	Chad Stanley, 2002
1	Shane Lechler, 2014

PUNTS INSIDE THE 20

Career	
147	Shane Lechler, 2013-17
135	Chad Stanley, 2002-06
88	Matt Turk, 2007-11
Season	
37	Cameron Johnston, 2021
36	Trevor Daniel, 2018
	Chad Stanley, 2002
	Chad Stanley, 2003
34	Shane Lechler, 2013
32	Shane Lechler, 2017
Game	
6	Chad Stanley vs. Dallas, 9/8/02
5	Cameron Johnston at Tennessee, 11/21/21
	Shane Lechler vs. Indianapolis, 11/5/17
	Shane Lechler vs. Tennessee, 9/15/13
	Donnie Jones at Tennessee, 12/2/12
	Chad Stanley at San Francisco, 1/1/06
Game, Opponent	
6	Brett Kern at Tennessee, 12/29/13

TEXANS RECORDS - REGULAR SEASON INDIVIDUAL

Andy Lee vs. Arizona, 11/19/17

5 Sam Koch vs. Baltimore, 12/13/10

Mike Scifres at San Diego, 10/28/07

Craig Hentrich vs. Tennessee, 12/10/06

PUNT RETURNS

PUNT RETURNS

Seasons Leading Team

5 Jacoby Jones, 2007-11

3 Keshawn Martin, 2012-14

2 Tyler Ervin, 2016, 2018

J.J. Moses, 2003-04

DeAndre Carter, 2019-20

Career

179 Jacoby Jones, 2007-11

86 Keshawn Martin, 2012-15

72 J.J. Moses, 2003-04

Season

49 Jacoby Jones, 2011

39 Jacoby Jones, 2009

Keshawn Martin, 2013

36 Keith Mumphery, 2015

J.J. Moses, 2003-04

Jermaine Lewis, 2002

Season, Rookie

36 Keith Mumphery, 2015

30 Jacoby Jones, 2007

27 Tyler Ervin, 2016

22 Keshawn Martin, 2012

12 Jerome Mathis, 2005

Game

7 Keshawn Martin vs. Oakland, 11/17/13

Jacoby Jones at Jacksonville, 11/27/11

Jacoby Jones vs. Oakland, 10/4/09

6 DeAndre Carter vs. Jacksonville, 12/30/18

Trindon Holliday at Jacksonville, 9/16/12

Keith Mumphery at Carolina, 9/20/15

Game, Opponent

6 Jabrill Peppers vs. Cleveland, 10/15/17

Alex Erickson vs. Cincinnati, 12/24/16

Patrick Peterson at Arizona, 11/10/13

Marcus Sherels vs. Minnesota, 12/23/12

Darius Reynaud at Tennessee, 12/2/12

David Allen at Jacksonville, 12/7/03

Antwaan Randle El at Pittsburgh, 12/8/02

Troy Walters at Indianapolis, 12/1/02

FAIR CATCHES

Career

60 Jacoby Jones, 2007-11

55 Keshawn Martin, 2012-14

34 Tyler Ervin, 2016-18

31 DeAndre Carter, 2018-20

20 J.J. Moses, 2003-04

Season

24 Keshawn Martin, 2014

21 Keshawn Martin, 2013

18 DeAndre Carter, 2019

17 Jacoby Jones, 2008

Jermaine Lewis, 2002

15 Jacoby Jones, 2010

Game

4 Keshawn Martin vs. Indianapolis, 10/9/14

Keshawn Martin at Tennessee, 12/29/13

Dexter Wynn vs. Buffalo, 11/19/06

Jermaine Lewis vs. Dallas, 9/8/02

Game, Opponent

5 Dante Hall vs. Kansas City, 9/21/03

4 7 times, last by Ace Sanders vs. Jacksonville, 11/24/2013

PUNT RETURN YARDS GAINED

Seasons Leading Team

5 Jacoby Jones, 2007-11

3 Keshawn Martin, 2012-14

2 Tyler Ervin, 2016, 2018

J.J. Moses, 2003-04

Career

1,820 Jacoby Jones, 2007-11

766 Keshawn Martin, 2012-15

553 J.J. Moses, 2003-04

496 Tyler Ervin, 2016-18

Season

518 Jacoby Jones, 2011

427 Jacoby Jones, 2009

386 Jacoby Jones, 2008

Season, Rookie

286 Jacoby Jones, 2007

280 Keith Mumphery, 2015

267 Keshawn Martin, 2012

261 Tyler Ervin, 2016

Game

125 Keshawn Martin vs. Oakland, 11/17/13

100 Jacoby Jones at Arizona, 10/11/09

92 Avion Black vs. Baltimore, 12/15/02

91 Jacoby Jones at Jacksonville, 11/27/11

Jacoby Jones vs. Indianapolis, 9/11/11

Game, Opponent

100 Marcus Sherels at Minnesota, 10/9/16

93 Tandon Doss at Baltimore, 9/22/13

82 Eli Rogers vs. Pittsburgh, 12/25/17

TEXANS RECORDS - REGULAR SEASON INDIVIDUAL

81	DeAnthony Thomas vs. Kansas City, 9/13/15
80	Johnnie Lee Higgins at Oakland, 12/21/08
	Adam Jones at Tennessee, 12/11/05

Longest Punt Return

87	Keshawn Martin vs. Oakland, 11/17/13
79t	Jacoby Jones vs. Indianapolis, 9/11/11
76	Avion Black vs. Baltimore, 12/15/02
74	Jacoby Jones vs. Indianapolis, 9/23/07
73t	Jacoby Jones vs. Cincinnati, 10/26/08

PUNT RETURN AVERAGE

Career (75 returns)

10.2	Jacoby Jones, 2007-11
8.9	Keshawn Martin, 2012-14

Season (20 returns)

12.14	Keshawn Martin, 2012
12.06	Jacoby Jones, 2008
10.92	Jacoby Jones, 2009
10.57	Jacoby Jones, 2011
9.73	DeAndre Carter, 2019

Season, rookie (20 returns)

12.1	Keshawn Martin, 2012
9.7	Tyler Ervin, 2016

Game (3 returns)

30.7	Avion Black vs. Baltimore, 12/15/02
30.3	Jacoby Jones vs. Indianapolis, 9/11/11
21.8	Jacoby Jones vs. Miami, 10/12/08
20.0	Jacoby Jones at Arizona, 10/11/09

Game, Opponent (3 returns)

26.7	Adam Jones at Tennessee, 12/11/05
25.0	Marcus Sherels vs. Minnesota, 10/9/16
22.3	Griff Whalen at Indianapolis, 12/16/13

PUNT RETURN TOUCHDOWNS

Career

3	Jacoby Jones, 2007-11
1	Keshawn Martin, 2012-15
	Avion Black, 2002
	Will Fuller V, 2016-20

Season

2	Jacoby Jones, 2008
1	Keshawn Martin, 2013
	Jacoby Jones, 2011
	Avion Black, 2002
	Will Fuller V, 2016

Game

1	Will Fuller V vs. Tennessee, 10/2/16 (67 yards)
	Keshawn Martin vs. Oakland, 11/17/13 (87)
	Jacoby Jones vs. Indianapolis, 9/11/11 (79)
	Jacoby Jones vs. Cincinnati, 10/26/08 (73)
	Jacoby Jones vs. Miami, 10/12/08 (70)
	Avion Black vs. Baltimore, 12/15/02 (76)

Game, Opponent

1	Tyreek Hill vs. Kansas City, 10/8/17 (82 yards)
	Marcus Sherels at Minnesota, 10/9/16 (79)
	Tandon Doss at Baltimore, 9/22/13 (82)
	Marcus Thigpen vs. Miami, 9/9/12 (72)
	Johnnie Lee Higgins at Oakland, 12/21/08 (80)
	Adam Jones at Tennessee, 10/29/06 (53)
	Adam Jones at Tennessee, 12/11/05 (52)
	Dante Hall vs. Kansas City, 9/21/03 (73)

KICKOFF RETURNS

KICKOFF RETURNS

Seasons Leading Team

3	André Davis, 2007-09
2	Tyler Ervin, 2016, 2018
	Keshawn Martin, 2012-13
	Danieal Manning, 2011, 2014
	J.J. Moses, 2003-04
	DeAndre Carter, 2019-20

Career

117	J.J. Moses, 2003-04
108	André Davis, 2007-09
72	Jerome Mathis, 2005-07
68	Keshawn Martin, 2012-15

Season

59	J.J. Moses, 2004
58	J.J. Moses, 2003
54	Jerome Mathis, 2005

Season, Rookie

54	Jerome Mathis, 2005
31	Keshawn Martin, 2012
20	Vernand Morency, 2005

Game

8	Dexter Wynn at New England, 12/17/06
7	10x - last: Jacoby Jones at Indianapolis, 11/1/2010

Game, Opponent

7	Devin Moore vs. Indianapolis, 9/12/10
	Reggie Swinton vs. Arizona, 12/18/05
	Doug Gabriel vs. Oakland, 10/3/04

KICKOFF RETURN YARDS

Seasons Leading Team

3	André Davis, 2007-09
2	Tyler Ervin, 2016, 2018
	Keshawn Martin, 2012-13
	J.J. Moses, 2003-04
	Danieal Manning, 2011, 2014
	DeAndre Carter, 2019-20

Career

2,743	André Davis, 2007-09
-------	----------------------

TEXANS RECORDS - REGULAR SEASON INDIVIDUAL

2,658	J.J. Moses, 2003-04
2,054	Jerome Mathis, 2005-07
1,707	Keshawn Martin, 2012-15
Season	
1,542	Jerome Mathis, 2005
1,355	J.J. Moses, 2003
1,303	J.J. Moses, 2004
Season, Rookie	
1,542	Jerome Mathis, 2005
741	Keshawn Martin, 2012
437	Vernand Morency, 2005
Game	
266	Jerome Mathis vs. Kansas City, 11/20/05
	Jerome Mathis vs. Indianapolis, 10/23/05
234	André Davis vs. Jacksonville, 12/30/07
233	Jerome Mathis vs. Indianapolis, 9/23/07
186	J.J. Moses at Cincinnati, 11/9/03
Game, Opponent	
233	David Reed vs. Baltimore, 12/13/10
199	Doug Gabriel vs. Oakland, 10/3/04
196	Jacoby Jones vs. Baltimore, 10/21/12
187	Danieal Manning vs. Chicago, 12/28/08
178	Fred Jackson at Buffalo, 11/1/09
Longest, Game (All TDs)	
104	André Davis vs. Jacksonville, 12/30/07
99	Jerome Mathis vs. Kansas City, 11/20/05
98	Tremon Smith at Jacksonville, 12/19/21
97	André Davis vs. Jacksonville, 12/30/07
	André Davis vs. Tampa Bay, 12/9/07
95	Jacoby Jones vs. Oakland, 10/4/09
Longest, Game, Opponent (ALL TDS)	
103	David Reed vs. Baltimore, 12/13/10
101	Deji Karim at Indianapolis, 12/30/12
100	Marqise Lee vs. Jacksonville, 12/18/16
	Joe McKnight at N.Y. Jets, 10/8/12
99	Eddie Drummond at Detroit, 9/19/04

KICKOFF RETURN AVERAGE

Career (75 returns)	
25.4	André Davis, 2007-09
22.7	J.J. Moses, 2003-04
Season (20 returns)	
30.3	André Davis, 2007
28.6	Jerome Mathis, 2005
26.6	Jacoby Jones, 2009
Season, Rookie (20 returns)	
28.6	Jerome Mathis, 2005
23.1	Keshawn Martin, 2012
Game (3 returns)	
46.8	André Davis vs. Jacksonville, 12/30/07
38.0	Jerome Mathis vs. Kansas City, 11/20/05
	Jerome Mathis vs. Indianapolis, 10/23/05

37.0	Jerome Mathis at Oakland, 12/3/06
Game, Opponent (3 returns)	
53.0	Deji Karim at Indianapolis, 12/30/12
42.0	André Davis at Cleveland, 10/20/02
39.3	Eddie Drummond at Detroit, 9/19/04
38.8	David Reed vs. Baltimore, 12/13/10

KICKOFF RETURN TOUCHDOWNS

Career	
3	André Davis, 2007
	Jerome Mathis, 2005, 2007
1	Tremon Smith, 2021
	Jacoby Jones, 2009
Season	
3	André Davis, 2007
2	Jerome Mathis, 2005
1	Tremon Smith, 2021
	Jacoby Jones, 2009
	Jerome Mathis, 2007
Rookie, Season	
2	Jerome Mathis, 2005
Game	
*2	André Davis vs. Jacksonville, 12/30/07 (104 and 97 yards)
1	Tremon Smith at Jacksonville, 12/19/21 (98)
	Jacoby Jones vs. Oakland, 10/4/09 (95)
	André Davis vs. Tampa Bay, 12/9/07 (97)
	Jerome Mathis vs. Indianapolis, 9/23/07 (94)
	Jerome Mathis vs. Kansas City, 11/20/05 (99)
	Jerome Mathis vs. Indianapolis, 10/23/05 (89)
* Tied NFL record	
Game, Opponent	
1	Marqise Lee vs. Jacksonville, 12/18/16 (100 yards)
	Deji Karim at Indianapolis, 12/30/12 (101)
	Joe McKnight at N.Y. Jets, 10/8/12 (100)
	David Reed vs. Baltimore, 12/13/10 (103)
	Ellis Hobbs at New England, 12/17/06 (93)
	Eddie Drummond at Detroit, 9/19/04 (99)
	André Davis at Cleveland, 10/20/02 (95)

BLOCKED PUNTS

BLOCKED PUNTS

Career	
2	Bryan Braman, 2011-13
	Ramon Walker, 2002-05
1	Buddy Howell, 2020
	Tyrell Adams, 2018-19
	Alfred, Blue, 2014-18
	Antwan Peek, 2003-05
	Jimmy McClain, 2002

TEXANS RECORDS - REGULAR SEASON INDIVIDUAL

Season

2	Bryan Braman, 2012
1	Ramon Walker, 2005
	Antwan Peek, 2004
	Ramon Walker, 2003
	Jimmy McClain, 2002
	Alfred Blue, 2014
	Tyrell Adams, 2018
	Buddy Howell, 2020

Game

1	Buddy Howell vs. Green Bay, 10/25/20
	Tyrell Adams vs. Buffalo, 10/14/18
	Alfred Blue vs. Washington, 9/7/14
	Bryan Braman vs. Indianapolis, 12/16/12
	Bryan Braman vs. Green Bay, 10/14/12
	Ramon Walker at San Francisco, 1/1/06
	Antwan Peek at Denver, 11/7/04
	Ramon Walker vs. New England, 11/23/03
	Jimmy McClain at Washington, 12/22/02

Game, Opponent

1	Demontre Moore at N.Y. Giants, 9/21/14
	Randy Starks vs. Tennessee, 11/28/04
	Rocky Boiman vs. Tennessee, 12/29/02
	Eric Westmoreland at Jacksonville, 10/27/02

BLOCKED PUNT RETURNS

Career

1	Brennan Scarlett, 2016-20
	Alfred Blue, 2014-18
	DeVier Posey, 2012-14
	Bryan Braman, 2011-13
	Jonathan Wells, 2002-05
	Kevin Williams, 2002

Season

1	Brennan Scarlett, 2018
	Alfred Blue, 2014
	DeVier Posey, 2012
	Bryan Braman, 2012
	Jonathan Wells, 2002
	Kevin Williams, 2002

Game

1	Brennan Scarlett vs. Buffalo Bills, 10/14/18
	Alfred Blue vs. Washington, 9/7/14 for TD
	Bryan Braman vs. Indianapolis, 12/16/12 for TD
	DeVier Posey vs. Green Bay, 10/14/12 for TD
	Jonathan Wells at Denver, 11/7/04
	Kevin Williams at Washington, 12/22/02 for TD

SPECIAL TEAMS TOUCHDOWNS

SPECIAL TEAMS TOUCHDOWNS

Career

4	Jacoby Jones, 2007-11
3	André Davis, 2007-09
	Jerome Mathis, 2005-07

Season

3	André Davis, 2007
2	Jerome Mathis, 2005
	Jacoby Jones, 2008

Game

*2	André Davis vs. Jacksonville, 12/30/07 (104 yards KR and 97 KR)
1	Tremon Smith at Jacksonville, 12/19/21 (98 KR)
	Will Fuller V vs. Tennessee, 10/2/16 (67 PR)
	Alfred Blue vs. Washington, 9/7/14 (5 BP)
	Keshawn Martin vs. Oakland, 11/17/13 (87 PR)
	Bryan Braman vs. Indianapolis, 12/16/12 (8 BP)
	DeVier Posey vs. Green Bay, 10/14/12 (0 BP)
	Jacoby Jones vs. Indianapolis, 9/11/11 (79 PR)
	Jacoby Jones vs. Oakland, 10/4/09 (95 KR)
	Jacoby Jones vs. Cincinnati, 10/26/08 (73 PR)
	Jacoby Jones vs. Miami, 10/12/08 (70 PR)
	André Davis vs. Tampa Bay, 12/9/07 (97 KR)
	Jerome Mathis vs. Indianapolis, 9/23/07 (94 KR)
	Jerome Mathis vs. Kansas City, 11/20/05 (99 KR)
	Jerome Mathis vs. Indianapolis, 10/23/05 (89 KR)
	Kevin Williams at Washington, 12/22/02 (0 BP)
	Avion Black vs. Baltimore, 12/15/02 (76 PR)

* Tied NFL record

INTERCEPTIONS

INTERCEPTIONS

Seasons Leading Team

3	Andre Hal, 2015, 2017-18
2	Kareem Jackson, 2012, 2014
	Johnathan Joseph, 2011, 2013
	Jason Allen, 2010-11
	Dunta Robinson, 2004, 2006

Career

17	Johnathan Joseph, 2011-19
16	Kareem Jackson, 2010-18
13	Dunta Robinson, 2004-09
12	Andre Hal, 2014-18
11	Marcus Coleman, 2002-05
	Aaron Glenn, 2002-04
9	Quintin Demps, 2010-16
8	Brian Cushing, 2009-17
7	Jason Allen, 2010-11
	Justin Reid, 2018-21

Season

TEXANS RECORDS - REGULAR SEASON INDIVIDUAL

7	Marcus Coleman, 2003
6	Quintin Demps, 2016
	Dunta Robinson, 2004
5	Aaron Glenn, 2004
	Aaron Glenn, 2002

Season, Rookie

6	Dunta Robinson, 2004
4	Brian Cushing, 2009
3	Justin Reid, 2018
	Fred Bennett, 2007
2	Dylan Cole, 2017
	Kareem Jackson, 2010

Game

3	Glover Quin vs. Tennessee, 11/28/10
2	12x - last: Desmond King II at Tennessee, 11/21/2021

Game, Opponent

2	16x - last: Richard Sherman at Seattle, 10/29/17
---	--

Consecutive Games With An Interception

4	Quintin Demps, 12/11/16-1/1/17
---	--------------------------------

INTERCEPTION YARDS

Seasons Leading Team

3	Johnathan Joseph, 2012-13, 2017
1	16 times, last by Tashaun Gipson, 2019

Gained, Career

410	Johnathan Joseph, 2011-19
336	Kareem Jackson, 2010-18
228	Justin Reid, 2018-21
221	Aaron Glenn, 2002-04
217	Marcus Coleman, 2002-05
162	Dunta Robinson, 2004-09

Season

181	Aaron Glenn, 2002
146	Dunta Robinson, 2004
128	Justin Reid, 2018
121	Bernard Pollard, 2009
120	A.J. Bouye, 2014
116	Marcus Coleman, 2004

Season, Rookie

146	Dunta Robinson, 2004
128	Justin Reid, 2018
47	Fred Bennett, 2007
28	Dylan Cole, 2017
26	Brian Cushing, 2009

Game

135	Aaron Glenn at Pittsburgh, 12/8/02
102	Marcus Coleman at Kansas City, 9/28/04
101	Justin Reid at Washington, 11/18/18
95	Marlon McCree vs. Tennessee, 12/21/03

Game, Opponent

102	Artrell Hawkins vs. Cincinnati, 11/3/02
99	Cortland Finnegan vs. Tennessee, 9/21/08

98	Alec Ogletree vs. St. Louis, 10/13/13
----	---------------------------------------

Longest Return

102t	Marcus Coleman at Kansas City, 9/26/04
101t	Justin Reid at Washington, 11/18/18
95t	Marlon McCree vs. Tennessee, 12/21/03
86	Brice McCain at N.Y. Jets, 10/8/12
	Whitney Mercilus at Tennessee, 12/15/19
82t	Johnathan Joseph vs. Cleveland, 10/15/17
82	Kamu Grugier-Hill at Tennessee, 11/21/21
80t	J.J. Watt vs. Buffalo Bills, 9/28/14

Longest Return, Opponent (All TDs)

102	Artrell Hawkins vs. Cincinnati, 11/3/02
99	Cortland Finnegan vs. Tennessee, 9/21/08
98	Alec Ogletree vs. St. Louis, 10/13/13
91	Darius Butler vs. New England, 1/3/10

INTERCEPTIONS RETURNED FOR TOUCHDOWN

Interceptions Returned For Touchdowns Career

4	Johnathan Joseph, 2011-19
3	Kareem Jackson, 2010-18
2	Aaron Glenn, 2002-04
	J.J. Watt, 2011-20
1	Justin Reid, 2018-21

Season

2	Aaron Glenn, 2002
1	26x - last: J.J. Watt, 2020

Game

2	Aaron Glenn vs. Pittsburgh, 12/8/02
---	-------------------------------------

PASS DEFENSE

PASSES DEFENSED

Seasons Leading Team

5	Johnathan Joseph, 2011; 2013-15; 2019
3	Kareem Jackson, 2012, 2017-18
	Dunta Robinson, 2004-06
2	Marcus Coleman, 2002-03
	Glover Quin, 2009-10

Career

118	Johnathan Joseph, 2011-19
88	Kareem Jackson, 2010-18
63	Dunta Robinson, 2004-09
61	J.J. Watt, 2011-20
	Marcus Coleman, 2002-05
47	Glover Quin, 2009-12

Season

22	Johnathan Joseph, 2015
	Marcus Coleman, 2003
	Marcus Coleman, 2002
19	Jacques Reeves, 2008
	Dunta Robinson, 2004

TEXANS RECORDS - REGULAR SEASON INDIVIDUAL

18	Aaron Glenn, 2002
17	Kareem Jackson, 2012, 2018
Game	
6	Aaron Glenn vs. Dallas, 9/8/02
5	4x - last: Johnathan Joseph vs. Tampa Bay, 9/27/15

TACKLES AND SACKS

TOTAL TACKLES

Career	
664	Brian Cushing, 2009-17
636	DeMeco Ryans, 2006-11
556	Kareem Jackson, 2010-18
554	Zach Cunningham, 2017-21
531	J.J. Watt, 2011-20
525	Benardrick McKinney, 2015-20
Season	
166	Jamie Sharper, 2003
163	Zach Cunningham, 2020
156	DeMeco Ryans, 2006
139	Jamie Sharper, 2004
137	Zach Cunningham, 2019
	Jay Foreman, 2002
	Jamie Sharper, 2002
Game	
19	Kamu Grugier-Hill vs. Indianapolis, 12/5/21
17	Brian Cushing at N.Y. Giants, 9/21/14
	Jamie Sharper at Tampa Bay, 12/14/03
	Jamie Sharper at Cincinnati, 11/9/03
	Tyrell Adams at Detroit, 11/26/20
16	Benardrick McKinney at New England, 9/22/16
	Zach Cunningham vs. Denver, 12/8/19
	Zach Cunningham vs. Indianapolis, 11/21/19
	Jay Foreman vs. New England, 11/23/03

SOLO TACKLES

Solo Tackles, Career	
479	DeMeco Ryans, 2006-11
461	Kareem Jackson, 2010-18
424	Brian Cushing, 2009-16
409	J.J. Watt, 2011-20
398	Johnathan Joseph, 2011-19
350	Zach Cunningham, 2017-21
Solo Tackles, Season	
126	DeMeco Ryans, 2006
107	Jamie Sharper, 2003
101	Jay Foreman, 2003
	Jay Foreman, 2002
Solo Tackles, Game	
14	DeMeco Ryans at Oakland, 12/3/06

	Jay Foreman vs. New England, 11/23/03
13	Glover Quin at Jacksonville, 11/14/10
	Xavier Adibi at Indianapolis, 11/16/08
	DeMeco Ryans at N.Y. Jets, 11/26/06

SACKS

Seasons Leading Team	
5	J.J. Watt, 2012-15, 2018
4	Mario Williams, 2007-10
2	Whitney Mercilus, 2016, 2019
1	7x - last: Jadeveon Clowney, 2017
Career	
101.0	J.J. Watt, 2011-20
57.0	Whitney Mercilus, 2012-21
53.0	Mario Williams, 2006-11
29.0	Jadeveon Clowney, 2014-18
27.5	Antonio Smith, 2009-13, 2016
Season	
20.5	J.J. Watt, 2014
	J.J. Watt, 2012
17.5	J.J. Watt, 2015
16.0	J.J. Watt, 2018
14.0	Mario Williams, 2007
12.0	Whitney Mercilus, 2015
	Mario Williams, 2008
11.5	Connor Barwin, 2011

FUMBLES

FUMBLES LOST

Career	
22	David Carr, 2002-06
14	Matt Schaub, 2007-13
11	Arian Foster, 2009-15
10	Deshaun Watson, 2017-21
9	Tom Savage, 2014-17
8	Domanick Williams#, 2003-05
7	Andre Johnson, 2003-14
	Steve Slaton, 2008-10
Season	
21	David Carr, 2002
17	David Carr, 2005
16	David Carr, 2006
10	Matt Schaub, 2008
	David Carr, 2004
Game	
3	8x - last: Sage Rosenfels vs. Indianapolis, 10/5/2008

FUMBLES FORCED

Career	
---------------	--

TEXANS RECORDS - REGULAR SEASON INDIVIDUAL

25	J.J. Watt, 2011-20
13	Whitney Mercilus, 2012-21
11	Mario Williams, 2006-11
9	Brian Cushing, 2009-17
7	Antonio Smith, 2009-13
6	Kareem Jackson, 2010-18
	Dunta Robinson, 2004-09
	DeMeco Ryans, 2006-11
	Jamie Sharper, 2002-04

Season

7	J.J. Watt, 2018
4	Whitney Mercilus, 2019
	J.J. Watt, 2014
	J.J. Watt, 2013
	J.J. Watt, 2012
	Mario Williams, 2008
	Shantee Orr, 2005

Game

2	11x - last: Whitney Mercilus vs. Jacksonville, 9/15/19
---	--

OWN FUMBLES RECOVERED

Career

28	David Carr, 2002-06
11	Matt Schaub, 2007-13
10	Deshaun Watson, 2017-21
6	Chester Pitts, 2002-09
4	Ryan Fitzpatrick, 2014
	Duane Brown, 2008-14
	Arian Foster, 2009-14
	Andre Johnson, 2003-14
	Jacoby Jones, 2007-11

Season

12	David Carr, 2002
6	David Carr, 2005
5	David Carr, 2006
	Deshaun Watson, 2019
4	Ryan Fitzpatrick, 2014
	Matt Schaub, 2008
	David Carr, 2004

Game

2	Wade Smith at Baltimore, 10/16/11
	David Carr vs. Kansas City, 11/20/05
	David Carr at Detroit, 9/19/04
	David Carr at Washington, 12/22/02
	David Carr at Pittsburgh, 12/8/02
	Deshaun Watson vs. Atlanta, 10/7/19

OPPONENTS' FUMBLES RECOVERED

Career

16	J.J. Watt, 2011-20
8	Whitney Mercilus, 2012-21

	DeMeco Ryans, 2006-10
5	Jadeveon Clowney, 2014-18
	Morlon Greenwood, 2005-07
4	Tim Dobbins, 2011-13
	C.C. Brown, 2005-08
	Jamie Sharper, 2002-04

Season

5	J.J. Watt, 2014
4	Tim Dobbins, 2012
3	DeMeco Ryans, 2008
	DeMeco Ryans, 2007
	C.C. Brown, 2007
	Morlon Greenwood, 2006
	Jamie Sharper, 2002

Game

2	J.J. Watt at Arizona, 11/10/13
	DeMeco Ryans vs. Tennessee, 10/21/07

FUMBLE RETURN YARDS

Career Return Yards

102	DeMeco Ryans, 2006-11
73	Johnathan Joseph, 2010-18
71	Jadeveon Clowney, 2014-18
68	J.J. Watt, 2011-19
66	Antwan Peek, 2003-06
60	Charlie Anderson, 2004-07

Longest Fumble Return

66	Antwan Peek at Jacksonville, 12/26/04 (TD)
60	Charlie Anderson at Chicago, 12/19/04 (TD)
58	DeMarcus Faggins at Oakland, 12/3/06 (TD)

FUMBLES RETURNED FOR TOUCHDOWNS

Career

2	Jadeveon Clowney, 2014-18
---	---------------------------

Season

1	17x - last: Jadeveon Clowney, 2018
---	------------------------------------

Game

1	17x - last: Jadeveon Clowney, 0 yards at Indianapolis, 9/30/18
---	--

SCORING

SCORING

Seasons Leading Team

8	Kris Brown, 2002-09
5	Ka'imi Fairbairn, 2017-21
2	Nick Novak, 2015-16
	Randy Bullock, 2013-14
	Neil Rackers, 2010-11

Consecutive Seasons Leading Team

8	Kris Brown, 2002-09
---	---------------------

TEXANS RECORDS - REGULAR SEASON INDIVIDUAL

5	Ka'imi Fairbairn, 2017-21
2	Nick Novak, 2015-16
	Randy Bullock, 2013-14
	Neil Rackers, 2010-11

POINTS

Career	
767	Kris Brown, 2002-09
518	Ka'imi Fairbairn, 2017-21
410	Arian Foster, 2009-14
388	Andre Johnson, 2003-14
328	DeAndre Hopkins, 2013-19
259	Neil Rackers, 2010-11
Season	
150	Ka'imi Fairbairn, 2018
138	Shayne Graham, 2012
135	Neil Rackers, 2011
130	Randy Bullock, 2014
127	Nick Novak, 2016
Points, No Touchdowns, Season	
150	Ka'imi Fairbairn, 2018
138	Shayne Graham, 2012
135	Neil Rackers, 2011
130	Randy Bullock, 2014
127	Nick Novak, 2016
Points, No Touchdowns, Career	
767	Kris Brown, 2002-09
518	Ka'imi Fairbairn, 2017-21
259	Neil Rackers, 2010-11
252	Randy Bullock, 2013-15
Seasons, 100 or More Points	
4	Kris Brown, 2005, 2007-09
3	Ka'imi Fairbairn, 2018-20
2	Randy Bullock, 2013-14
	Arian Foster, 2010, 2012
	Neil Rackers, 2010-11
Season, Rookie	
60	Steve Slaton, 2008
48	Domanick Williams#, 2003
30	Owen Daniels, 2006
24	Jordan Thomas, 2018
	Wali Lundy, 2006
	Andre Johnson, 2003
	# - Domanick Williams known as Domanick Davis prior to 2006.
Game	
19	Randy Bullock vs. Baltimore, 12/21/14
18	Will Fuller V vs. Atlanta, 10/6/19
	DeAndre Hopkins vs. Kansas City, 10/8/17
	Arian Foster at Tennessee, 10/26/14
	Ben Tate vs. New England, 12/1/13
	Andre Johnson vs. Indianapolis, 11/3/13

	Arian Foster at Tennessee, 10/23/11
	Arian Foster vs. Indianapolis, 9/12/10
	Ryan Moats at Buffalo, 11/1/09
Game, Opponent	
26	Rob Bironas vs. Tennessee, 10/21/07
24	Shaun Alexander at Seattle, 10/16/05
Consecutive Games Scoring	
99	Kris Brown, 12/14/03 – 1/3/10
49	Ka'imi Fairbairn, 12/31/17 - 1/3/21
35	Randy Bullock, 9/9/13 – 9/27/15
32	Neil Rackers, 9/12/10 – 1/1/12
28	Kris Brown, 9/8/02 – 11/30/03
	Shayne Graham, 9/9/12 – 12/30/12
15	Nick Novak, 10/4/15 – 9/18/16
14	Ka'imi Fairbairn, 9/10/17 -12/17/17
12	Arian Foster, 12/18/11 – 11/11/12

TOUCHDOWNS

Seasons Leading Team	
4	Andre Johnson, 2006-07, 2009, 2013
	Arian Foster, 2010-12, 2014
3	DeAndre Hopkins, 2015, 2017-18
	Domanick Williams#, 2003-05
	# - Domanick Williams known as Domanick Davis prior to 2006.Ⓜ
Consecutive Seasons Leading Team	
3	Arian Foster, 2010-12
	Domanick Williams#, 2003-05
2	DeAndre Hopkins, 2017-18
	Andre Johnson, 2006-07
	# - Domanick Williams known as Domanick Davis prior to 2006.
Career	
68	Arian Foster, 2009-15
64	Andre Johnson, 2003-14
54	DeAndre Hopkins, 2013-19
29	Owen Daniels, 2006-13
28	Domanick Williams#, 2003-05
25	Kevin Walter, 2007-12
	# - Domanick Williams known as Domanick Davis prior to 2006.
Season, Rookie	
10	Steve Slaton, 2008
8	Domanick Williams#, 2003
5	Owen Daniels, 2006
	# - Domanick Williams known as Domanick Davis prior to 2006.
Game	
3	Will Fuller V vs. Atlanta, 10/6/19
	DeAndre Hopkins vs. Kansas City, 10/8/17
	Arian Foster at Tennessee, 10/26/14
	Ben Tate vs. New England, 12/1/13
	Andre Johnson vs. Indianapolis, 11/3/13
	Arian Foster at Tennessee, 10/23/11
	Arian Foster vs. Indianapolis, 9/12/10

TEXANS RECORDS - REGULAR SEASON INDIVIDUAL

Ryan Moats at Buffalo, 11/1/09

Game, Opponent

4 Shaun Alexander at Seattle, 10/16/05
3 12x - last: Derrick Henry vs. Tennessee, 12/29/19

Game, Rookie

2 13x - last: Jordan Thomas vs. Miami, 10/25/18

Game, Opponent, Rookie

2 Nyheim Hines at Indianapolis, 9/30/18
Ricky Seals-Jones vs. Arizona, 11/19/17
Seyi Ajitrotutu vs. San Diego, 11/7/10
Roy Williams at Detroit, 9/19/04

Consecutive Games Scoring Touchdowns

11 Arian Foster, 12/18/11 – 11/11/12
9 Domanick Williams#, 11/7/04 – 1/2/05
7 Arian Foster, 10/5/14 – 12/7/14
6 Arian Foster, 10/23/11 - 12/4/11
5 DeAndre Hopkins, 10/1/17 - 11/5/17
DeAndre Hopkins, 10/14/18 - 11/18/18
Arian Foster, 10/17/10 – 11/14/10

POINTS AFTER TOUCHDOWNS

Seasons Leading Team

8 Kris Brown, 2002-09
5 **Ka'imi Fairbairn, 2017-21**
2 Nick Novak, 2015-16
Randy Bullock, 2013-14
Neil Rackers, 2010-11

Attempted, Career

253 Kris Brown, 2002-09
177 Ka'imi Fairbairn, 2017-21
83 Neil Rackers, 2010-11
71 Randy Bullock, 2013-15

Attempted, Season

45 Ka'imi Fairbairn, 2019
Shayne Graham, 2012
44 Kris Brown, 2009
43 Neil Rackers, 2010
41 Ka'imi Fairbairn, 2018
40 Ka'imi Fairbairn, 2020
Randy Bullock, 2014
Neil Rackers, 2011
Kris Brown, 2007

Attempted, Game

7 Ka'imi Fairbairn vs. Atlanta, 10/6/19
Ka'imi Fairbairn vs. Tennessee, 10/1/17
6 Ka'imi Fairbairn vs. Miami, 10/25/18
Randy Bullock vs. Tennessee, 11/30/14
Kris Brown vs. Jacksonville, 12/30/07

Attempted, Game, Opponent

7 Mike Vanderjagt at Indianapolis, 11/14/04
6 8x - last: Josh Lambo at Jacksonville, 12/17/17

Consecutive Points After Touchdown, Career

132 Kris Brown, 11/5/06 – 1/3/10
116 Kris Brown, 9/8/02 – 10/29/06
69 Neil Rackers, 9/12/10 – 11/6/11
66 Randy Bullock, 9/9/13 – 12/28/14
Points After Touchdown Percentage, Career (250 attempts)
99.2 Kris Brown, 2002-09 (251-253)

TWO-POINT CONVERSIONS

Two-Point Conversions, Career

2 DeAndre Hopkins, 2013-19
Andre Johnson, 2003-14

Two-Point Conversions, Season

1 20x - last: Danny Amendola, 2021

Two-Point Conversion, Game

1 20x - last: Danny Amendola vs. Tennessee, 1/9/22

Two-Point Conversion, Game, Opponent

2 Lance Moore at New Orleans, 9/25/11

FIELD GOALS

Seasons Leading Team

8 Kris Brown, 2002-09
5 **Ka'imi Fairbairn, 2017-21**
2 Nick Novak, 2015-16
Randy Bullock, 2013-14
Neil Rackers, 2010-11

Consecutive Seasons Leading Team

8 Kris Brown, 2002-09
5 **Ka'imi Fairbairn, 2017-21**
2 Nick Novak, 2015-16
Randy Bullock, 2013-14
Neil Rackers, 2010-11

Attempted, Career

223 Kris Brown, 2002-09
142 Ka'imi Fairbairn, 2017-21
76 Randy Bullock, 2013-15
68 Neil Rackers, 2010-11

Attempted, Season

42 Ka'imi Fairbairn, 2018
41 Nick Novak, 2016
38 Shayne Graham, 2012
Neil Rackers, 2011
35 Randy Bullock, 2014
Randy Bullock, 2013

Attempted, Game

7 Kris Brown at Miami, 9/7/03
6 Randy Bullock vs. Baltimore, 12/21/14
Shayne Graham vs. Indianapolis, 12/16/12

Field Goals, Career

172 Kris Brown, 2002-09
119 **Ka'imi Fairbairn, 2017-21**
61 Randy Bullock, 2013-15
59 Neil Rackers, 2010-11

Field Goals, Season

TEXANS RECORDS - REGULAR SEASON INDIVIDUAL

37	Ka'imi Fairbairn, 2018
35	Nick Novak, 2016
32	Neil Rackers, 2011
31	Shayne Graham, 2012
30	Randy Bullock, 2014
29	Kris Brown, 2008
Field Goals, Game	
6	Randy Bullock vs. Baltimore, 12/21/14
5	Ka'imi Fairbairn vs. Cleveland, 12/2/18
	Ka'imi Fairbairn at N.Y. Jets, 12/15/18
	Shayne Graham vs. Indianapolis, 12/16/12
	Kris Brown vs. Miami, 10/7/07
	Kris Brown at Baltimore, 12/4/05
	Kris Brown at Miami, 9/7/03
	Nick Novak at Indianapolis, 12/11/16
Field Goals, Game, Opponent	
*8	Rob Bironas vs. Tennessee, 10/21/07
5	Harrison Butker vs. Kansas City, 10/8/17
	Billy Cundiff at Baltimore, 10/16/11
	Rian Lindell at Buffalo, 9/11/05
	Phil Dawson vs. Cleveland, 1/2/05
*NFL record	
Consecutive Games Scoring Field Goals	
19	Randy Bullock - 9/22/13 – 10/5/14
15	Neil Rackers, 11/1/10 – 10/9/11
10	Kris Brown, 11/13/05 – 9/17/06
9	Kris Brown, 10/25/09 – 12/27/09
	Kris Brown, 9/8/02 – 11/10/02
Consecutive Field Goals Made	
18	Neil Rackers, 12/13/10 – 10/2/11
16	Randy Bullock, 9/22/13 – 9/14/14
	Nick Novak, 11/13/16 – 12/24/16
15	Kris Brown, 12/3/06 – 9/30/07
	Kris Brown, 9/7/08 – 11/23/08
14	Ka'imi Fairbairn, 11/26/18 - 9/15/19
	Shayne Graham, 9/9/12 – 10/21/12
	Neil Rackers, 10/3/10 – 12/2/10
Longest Field Goal	
61	Ka'imi Fairbairn vs. Seattle, 12/12/21
57	Neil Rackers at Denver, 12/26/10
	Kris Brown vs. Miami, 10/7/07
56	Kris Brown at Indianapolis, 11/8/09
55	Ka'imi Fairbairn vs. San Francisco, 12/10/17
	Randy Bullock vs. Buffalo, 9/28/14
Longest Field Goal, Opponent	
58	Kyle Brindza vs. Tampa Bay, 9/27/15
	Will Lutz vs. New Orleans, 9/9/19
57	Kai Forbath vs. New Orleans, 11/29/15
56	Blair Walsh vs. Minnesota, 12/23/12
Field Goal Percentage, Career (min. 100 attempts)	
83.8	Ka'imi Fairbairn, 2017-21

77.1	Kris Brown, 2002-09
Field Goal Percentage, Season	
90.0	Neil Rackers, 2010
88.1	Ka'imi Fairbairn, 2018
87.9	Kris Brown, 2008
87.1	Ka'imi Fairbairn, 2020
86.2	Kris Brown, 2007
85.7	Nick Novak, 2015
	Randy Bullock, 2014
Most Field Goals, No Misses, Game	
6	Randy Bullock vs. Baltimore, 12/21/14
5	Ka'imi Fairbairn at New York Jets, 12/15/18
	Ka'imi Fairbairn vs. Cleveland, 12/2/18
	Kris Brown vs. Miami, 10/7/07
	Kris Brown at Baltimore, 12/4/05
	Nick Novak at Indianapolis, 12/11/16
4	Ka'imi Fairbairn vs. Tennessee, 1/3/21
	Ka'imi Fairbairn at New England, 10/8/17
	Neil Rackers at New Orleans, 9/25/11
	Kris Brown vs. Tennessee, 10/9/05
	Nick Novak vs. Jacksonville, 12/18/16
Most Field Goals, No Misses, Game, Opponent	
8	Rob Bironas vs. Tennessee, 10/21/07
5	Rian Lindell at Buffalo, 9/11/05
	Phil Dawson vs. Cleveland, 1/2/05
Most Field Goals, 50 or More Yards, Career	
18	Ka'imi Fairbairn, 2017-21
14	Kris Brown, 2002-09
7	Neil Rackers, 2010-11
5	Randy Bullock, 2013-15
	Nick Novak, 2015-16
Most Field Goals, 50 or More Yards, Season	
5	Kris Brown, 2007
	Nick Novak, 2016
4	Ka'imi Fairbairn, 2021
	Ka'imi Fairbairn, 2020
	Ka'imi Fairbairn, 2018
	Randy Bullock, 2014
	Shayne Graham, 2012
	Neil Rackers, 2011
3	Ka'imi Fairbairn, 2019
	Ka'imi Fairbairn, 2017
	Neil Rackers, 2010
Most Field Goals, 50 or More Yards, Game	
*3	Kris Brown vs. Miami, 10/7/07
2	Ka'imi Fairbairn at Jacksonville, 12/19/21
	Nick Novak vs. Jacksonville, 1/3/16
	Neil Rackers at Denver, 12/26/10
	Randy Bullock vs. Buffalo, 9/28/14
*Tied NFL record	

SAFETIES

TEXANS RECORDS - REGULAR SEASON INDIVIDUAL

Career

1	Jacob Martin, 2019-21
	J.J. Watt, 2011-20
	Joe Mays, 2013
	Connor Barwin, 2009-12
	Zac Diles, 2007-10, 2014
	Brian Cushing, 2009-17
	Seth Payne, 2002-06
	Jimmy McClain, 2002

Season

1	Jacob Martin, 2021
	J.J. Watt, 2014
	Joe Mays, 2013
	Connor Barwin, 2012
	Brian Cushing, 2009
	Zach Diles, 2009
	Seth Payne, 2002
	Jimmy McClain, 2002

Game

1	Jacob Martin at Arizona, 10/24/21
	J.J. Watt vs. Jacksonville, 12/28/14
	Joe Mays vs. Tennessee, 9/15/13
	Connor Barwin vs. Baltimore, 10/21/12
	Zach Diles at Jacksonville, 12/6/09
	Brian Cushing vs. Oakland, 10/4/09
	Jimmy McClain vs. Baltimore, 12/15/02
	Seth Payne vs. Dallas, 9/2/02

Game, Opponent

1	Zach Pascal at Indianapolis, 10/20/19
	Hassan Ridgeway at Indianapolis, 12/31/17
	Geno Atkins vs. Cincinnati, 11/23/14
	Cory Redding at Indianapolis, 12/15/13
	Elvis Dumervil at Denver, 9/23/12

SERVICE

SERVICE

Seasons

12	Jon Weeks, 2010-21
	Andre Johnson, 2003-14
10	Whitney Mercilus, 2012-21
	J.J. Watt, 2011-20
	Duane Brown, 2008-17
9	Brian Cushing, 2009-16
	Kareem Jackson, 2010-18
	Johnathan Joseph, 2011-19
8	Owen Daniels, 2006-13

Chester Pitts, 2002-09

Kris Brown, 2002-09

7 **DeAndre Hopkins, 2013-19**

Arian Foster, 2009-15

Chris Myers, 2008-14

Matt Schaub, 2007-13

Kevin Walter, 2006-12

Bryan Pittman, 2003-09

Games Played

193 **Jon Weeks, 2010-21**

169 Andre Johnson, 2003-14

133 Johnathan Joseph, 2011-19

Duane Brown, 2008-17

132 Kareem Jackson, 2010-18

128 J.J. Watt, 2011-20

Kris Brown, 2002-09

134 Whitney Mercilus, 2012-21

114 Chester Pitts, 2002-09

112 Chris Myers, 2008-14

110 DeAndre Hopkins, 2013-19

109 Kevin Walter, 2006-12

104 Brian Cushing, 2009-17

100 Owen Daniels, 2006-13

Consecutive Games Played

193 **Jon Weeks, 2010-21 (Present)**

128 Kris Brown, 2002-09

114 Chester Pitts, 2002-09

112 Chris Myers, 2008-14

91 Eric Winston, 2006-11

83 Steve McKinney, 2002-07

Starts

169 Andre Johnson, 2003-14

133 Duane Brown, 2008-17

128 J.J. Watt, 2011-20

Johnathan Joseph, 2011-19

126 Kareem Jackson, 2010-18

123 Chester Pitts, 2002-09

113 Chris Myers, 2008-14

Consecutive Starts

114 Chester Pitts, 2002-09

112 Chris Myers, 2008-14

86 Eric Winston, 2006-11

84 J.J. Watt, 2011-16

80 DeAndre Hopkins, 2013-17

77 Mario Williams, 2006-10

73 DeMeco Ryans, 2006-10

TEXANS RECORDS - REGULAR SEASON TEAM

WIN / LOSS

OVERALL WIN-LOSS RECORDS

WIN-LOSS RECORDS

Year	W	L	T	Pct.
2002	4	12	0	0.25
2003	5	11	0	0.313
2004	7	9	0	0.438
2005	2	14	0	0.125
2006	6	10	0	0.375
2007	8	8	0	0.5
2008	8	8	0	0.5
2009	9	7	0	0.563
2010	6	10	0	0.375
2011	10	6	0	0.625
2012	12	4	0	0.75
2013	2	14	0	0.125
2014	9	7	0	0.563
2015	9	7	0	0.563
2016	9	7	0	0.563
2017	4	12	0	0.25
2018	11	5	0	0.688
2019	10	6	0	0.625
2020	4	12	0	0.25
2021	4	13	0	0.235
Totals	139	182	0	0.433

HOME

Year	W	L	T	Pct.
2002	2	6	0	0.25
2003	3	5	0	0.375
2004	3	5	0	0.375
2005	2	6	0	0.25
2006	4	4	0	0.5
2007	6	2	0	0.75
2008	6	2	0	0.75
2009	4	4	0	0.5
2010	4	4	0	0.5
2011	5	3	0	0.625
2012	6	2	0	0.75
2013	1	7	0	0.125
2014	5	3	0	0.625
2015	5	3	0	0.625
2016	7	1	0	0.875
2017	3	5	0	0.375
2018	6	2	0	0.75
2019	5	3	0	0.625
2020	2	6	0	0.25
2021	2	7	0	0.222
Totals	81	80	0	0.503

ROAD

Year	W	L	T	Pct.
2002	2	6	0	0.25
2003	2	6	0	0.25
2004	4	4	0	0.5
2005	0	8	0	0
2006	2	6	0	0.25
2007	2	6	0	0.25
2008	2	6	0	0.25
2009	5	3	0	0.625
2010	2	6	0	0.25
2011	5	3	0	0.625

2012	6	2	0	0.75
2013	1	7	0	0.125
2014	4	4	0	0.5
2015	4	4	0	0.5
2016	2	6	0	0.25
2017	1	7	0	0.125
2018	5	3	0	0.625
2019	5	3	0	0.625
2020	2	6	0	0.25
2021	2	6	0	0.25
Totals	58	102	0	0.363

GAMES WON

Consecutive Games Won

9	9/30/18 - 12/2/18
7	10/23/11 - 12/11/11
6	10/21/12 - 12/2/12
	12/13/09 - 9/19/10 (over two seasons)
5	12/20/15 - 9/18/16 (over two seasons)
	9/9/12 - 10/8/12

Games Won, Season

12	2012
11	2018
10	2011, 2019
9	2009, 2014, 2015, 2016
8	2007, 2008

Consecutive Games Won, SINGLE Season

9	9/30/18-12/2/18
7	10/23/11 - 12/11/11
6	10/21/12 - 12/2/12
5	9/9/12 - 10/8/12
4	11/1/15 - 11/29/15
	12/13/09 - 1/3/10
	11/23/08 - 12/14/08

Consecutive Games Won, Start of Season

5	2012
2	2007, 2010, 2011, 2013, 2014, 2016

Consecutive Games Won, End of Season

4	2009
3	2015
2	2006, 2014

Consecutive Home Games Won

6	1/3/16 - 10/30/16
5	10/7/18 - 12/2/18
4	10/6/19 - 12/1/19
	10/21/12 - 12/16/12
	11/18/07 - 12/30/07

Consecutive Road Games Won

6	9/16/12 - 12/2/12
5	9/30/18 - 12/15/18
4	12/20/09 - 10/3/10
	10/23/11 - 12/11/11
3	10/26/14 - 12/7/14

Shutout Games Won, Season

TEXANS RECORDS - REGULAR SEASON TEAM

1 2010: 20-0 vs. Tennessee, 11/28/10
2004: 21-0 at Jacksonville, 12/26/04

GAMES LOST

Consecutive Games Lost

14 9/22/13 - 12/29/13

9 11/27/17 - 9/23/18

8 9/19/21 - 11/7/21

7 1/2/05 - 10/23/05

6 11/6/05 - 12/11/05

12/7/03 - 9/19/04

5 12/6/20 - 1/3/21

12/29/19 - 10/4/20

12/24/05 - 9/24/06

9/15/02 - 10/20/02

Games Lost, Season

14 2013

2005

12 2021

2020

2017

2002

Consecutive Games Lost, Season

14 9/22/13 - 12/29/13

8 9/19/21 - 11/7/21

6 11/27/17 - 12/31/17

11/6/05 - 12/11/05

9/11/05 - 10/23/05

9/15/02 - 10/20/02

Consecutive Games Lost, Start of Season

6 2005

4 2008, 2020

3 2018, 2006

2 2004, 2015

Consecutive Games Lost, End of Season

14 2013

6 2017

5 2020

4 2003

Consecutive Home Games Lost

7 9/22/13 - 12/1/13

6 9/23/21 - 12/12/21

5 12/24/04 - 10/23/05

4 9/22/02 - 11/17/02

Consecutive Road Games Lost

12 9/11/05 - 11/5/06

9 9/24/17 - 9/16/18

8 11/25/07 - 11/16/08

7 12/23/20 - 11/7/21

9/22/13 - 12/29/13

6 11/1/10 - 12/26/10

Shutout Games Lost, Season

2 2021: 40-0 at Buffalo, 10/3/21, 31-0 vs. Indianapolis, 12/5/21

1 2016: 27-0 at New England, 9/22/16

2003: 27-0 at Jacksonville, 12/7/03

SCORING

TOUCHDOWNS

Most, Season

46 2019

2012

2009

44 2010, 2020

43 2007

42 2018

41 2011

40 2017

Fewest, Season

22 2002

25 2016

26 2005

28 2013

29 2003

Most, Game

7 vs. Atlanta, 10/6/19

vs. Tennessee, 10/1/17

6 vs. Miami, 10/25/18

vs. Tennessee, 11/30/14

vs. Jacksonville, 12/30/07

5 13x - last: vs. L.A. Chargers, 12/26/21

Most Allowed, Season

55 2020

53 2021

52 2010

50 2005

48 2017

2013

46 2019

Most Allowed, Game

7 2x - last: at Atlanta, 10/4/15

6 9x - last: at Tennessee, 10/18/20

Fewest Allowed, Season

27 2011

36 2018

2016

2014

37 2015

38 2012

Fewest Allowed, Game

0 22x - last: at Jacksonville 11/3/19

POINTS SCORED

TEXANS RECORDS - REGULAR SEASON TEAM

Most Scored, Season

416	2012
402	2018
390	2010
388	2009
384	2020

Most Scored, Game

57	vs. Tennessee, 10/1/17
53	vs. Atlanta, 10/6/19
45	vs. Tennessee, 11/30/14
43	vs. Jacksonville (OT), 11/18/12
	vs. Baltimore, 10/21/12
42	vs. Miami, 10/25/18
	vs. Jacksonville, 12/30/07

Fewest Points Scored, Season

213	2002
255	2003
260	2005
267	2006
276	2013

Fewest Points Scored, Game

0	vs. Indianapolis, 12/5/21
	at Buffalo, 10/3/21
	at New England, 9/22/16
	at Jacksonville, 12/7/03
3	9x - last: at Indianapolis, 10/17/21

Most Points Scored, Season, Opponent

464	2020
452	2021
436	2017
431	2005
428	2013
427	2010

Most Points Scored, Game, Opponent

49	at Indianapolis, 11/14/04
48	at Atlanta, 10/4/15
45	at Jacksonville, 12/17/17
	vs. Kansas City, 11/20/05
44	at Miami, 10/25/15
43	at Indianapolis, 9/17/06

Fewest Points Scored, Season, Opponent

278	2011
307	2014
313	2015
316	2018
328	2016

Fewest Points Scored, Game, Opponent

0	vs. Tennessee, 11/28/10
0	at Jacksonville, 12/26/04
3	at Jacksonville, 11/3/19
	vs. Jacksonville, 12/30/18
	vs. Kansas City, 9/9/07

5	at Chicago, 12/19/04
6	13x - last: vs. Jacksonville, 1/3/16

Most Points, Shutout Victory, Game

21	at Jacksonville, 12/26/04
20	vs. Tennessee, 11/28/10

Fewest Points, Shutout Victory, Game

20	vs. Tennessee, 11/28/10
21	at Jacksonville, 12/26/04

Most Points, Game, Both Teams

85	Texans 53 vs. Atlanta 32, 10/6/19
80	Texans 43 vs. Jacksonville 37 (OT), 11/18/12
79	Texans 38 vs Tennessee 41, 1/3/2021
	Texans 38 at Seattle 41, 10/29/17
78	Texans 36 at Tennessee 42, 10/18/20
76	Texans 34 vs. Kansas City 42, 10/8/17
74	Texans 36 vs. Tennessee 38, 10/21/07
73	Texans 33 at New Orleans 40, 9/25/11
71	Texans 57 vs. Tennessee 14, 10/1/17
	Texans 37 at Indianapolis 34 (OT), 9/30/18
70	Texans 42 vs. Jacksonville 28, 12/30/07
	Texans 26 at Miami 44, 10/25/15

Fewest Points, Game, Both Teams

16	Texans 10 at Cincinnati 6, 11/16/15
	Texans 3 vs. Tennessee 13, 12/29/02
17	Texans 7 at Cleveland 10, 11/15/20
19	Texans 13 at Chicago 6, 11/11/12
	Texans 6 vs. Jacksonville 13, 11/24/13
	Texans 3 at Tampa Bay 16, 12/14/03
20	Texans 20 vs. Tennessee 0, 11/28/10
	Texans 14 vs. Cleveland 6, 12/31/06

Most Points in First Quarter

17	vs. Indianapolis, 9/11/11
	vs. Seattle, 12/13/09
14	19x, last at Jacksonville, 12/19/21

Most Points in Second Quarter

24	vs. Arizona, 12/18/05
	vs. Miami, 9/9/12
21	vs. Jacksonville, 12/30/07
20	at Kansas City, 10/13/19
	vs. Seattle, 9/29/13
	vs. Baltimore, 10/21/12

Most Points in Third Quarter

19	vs. Tennessee, 1/3/21
17	vs. Atlanta, 10/6/19
	vs. Tennessee, 12/27/15
14	17x, last vs. Cincinnati, 12/27/20

Most Points in Fourth Quarter

29	vs. Tennessee, 10/21/07
24	vs. L.A. Chargers, 12/26/21
22	vs. L.A. Rams, 10/31/21
	at Buffalo, 11/1/09
21	7x, last vs. Kansas City, 10/8/17

TEXANS RECORDS - REGULAR SEASON TEAM

Most Points in First Quarter, Opponent

24	vs. Indianapolis, 10/9/14
21	at Tennessee, 12/19/10
	at Miami, 10/25/15
17	at Kansas City, 10/13/19
	at New England, 12/17/06

Most Points in Second Quarter, Opponent

24	at Jacksonville, 12/17/17
	at Pittsburgh, 10/20/14
23	at Chicago, 12/13/20
21	vs. Tennessee, 1/9/22
	at Atlanta, 10/4/15
	at Indianapolis, 12/23/07
	at San Diego, 10/28/07
	vs. Kansas City, 11/20/05

Most Points in Third Quarter, Opponent

21	at Los Angeles Rams, 11/12/17
	vs. St. Louis, 10/13/13
	at Indianapolis, 11/14/04
17	at Cleveland, 10/20/02

Most Points in Fourth Quarter, Opponent

23	at New Orleans, 9/25/11
22	vs. Baltimore, 11/9/08
21	6x - last: at Buffalo, 10/3/21

Most Points in First Quarter, Both Teams

28	Texans 14 at Seattle 14, 10/29/17
24	Texans 10 vs. Colts 14, 12/6/20
	Texans 0 vs. Colts 24, 10/9/14
	Texans 10 vs. San Diego 14, 11/7/10
21	8x - last: Texans 14 at Indianapolis 7 (OT), 9/3/18

Most Points in Second Quarter, Both Teams

31	Texans 24 vs. Arizona 7, 12/18/05
30	Texans 6 at Pittsburgh 24, 10/20/14
	Texans 16 vs. Tennessee 14, 10/1/17
28	6x - last: Texans 14 at Pittsburgh 14, 9/27/20

Most Points in Third Quarter, Both Teams

28	Texans 14 vs. Cincinnati 14, 12/27/20
	Texans 7 at Indianapolis 21, 11/14/04
27	Texans 10 at Cleveland 17, 10/20/02
24	Texans 14 vs. Miami 10, 10/25/18

Most Points in Fourth Quarter, Both Teams

40	Texans 21 vs. Kansas City 19, 10/8/17
38	Texans 24 vs. L.A. Chargers 14, 12/26/21
37	Texans 14 at New Orleans 23, 9/25/11
35	Texans 20 vs. Atlanta 15, 10/6/19
	Texans 29 vs. Tennessee 6, 10/21/07
34	Texans 13 at Indianapolis 21, 9/17/06

Consecutive Games Scoring a Touchdown

105	10/22/06 – 12/16/12
75	10/30/16 – 9/23/21
30	12/22/13 – 12/06/15
29	12/21/03 – 11/27/05

Consecutive Games Scoring

197	12/14/03 – 9/18/16
79	10/2/16 – 9/23/21
28	9/8/02 – 11/30/03

Consecutive Quarters Held Scoreless

7	4th quarter vs. Atlanta, 11/30/03, through 2nd quarter at Tampa Bay, 12/14/03
6	3rd quarter vs. N.Y. Jets, 11/28/21, through 4th quarter vs. Indianapolis, 12/5/21
4	5x - last: 1st quarter at Buffalo, 10/3/21, through 4th quarter at Buffalo, 10/3/21

Consecutive Quarters Held Scoreless, Opponents

5	3rd quarter at Indianapolis, 12/20/15, through 3rd quarter at Tennessee, 12/27/15
5	2nd quarter vs. Washington, 9/7/14, through 4th quarter at Oakland, 9/14/14
5	3rd quarter vs. Jacksonville, 1/2/11, through 3rd quarter vs. Indianapolis, 9/11/11

Consecutive Quarters Held Without a Touchdown, Opponents

13	vs. Indianapolis, 12/12/04 through vs. Cleveland, 1/2/2005
12	at Miami, 10/25/15 through vs N.Y. Jets, 11/22/2015
9	vs. Baltimore, 10/21/12 through at Chicago, 11/11/2012

Most Points By Half, First Half

34	vs. Indianapolis, 9/11/11
30	vs. Tennessee, 10/1/17
29	vs. Baltimore, 10/21/12
27	vs. Jacksonville, 9/12/21
	at Miami, 12/27/09

Most Points By Half, Second Half

37	vs. Atlanta, 10/6/19
29	vs. Tennessee, 1/3/21
	vs. Tennessee, 10/21/07
28	vs. Miami, 10/25/18
	vs. Kansas City, 10/17/10
	vs. Minnesota, 10/10/04
27	vs. Tennessee, 10/1/17
	vs. Kansas City, 10/8/17
26	at Tennessee, 10/18/20
	at Miami, 10/25/15

Most Points By Half, Opponent First Half

41	at Miami, 10/25/15
35	at San Diego, 10/28/07
31	vs. Denver, 12/8/19
	at Jacksonville, 12/17/17
	vs. Kansas City, 11/20/05
28	at Atlanta, 10/4/15

Most Points By Half, Opponent, Second Half

31	at Dallas, 10/15/06
30	at New Orleans, 9/25/11
29	vs. Baltimore, 11/9/08

TEXANS RECORDS - REGULAR SEASON TEAM

28 4x - last vs. Indianapolis, 11/29/09

Most Points By Half, Both Teams, First Half

48 Texans 24 at Tennessee 24, 9/20/09

44 **Texans 20 vs. Colts 24, 12/6/20**

Texans 30 vs. Tennessee 14, 10/1/17

42 Texans 21 at Seattle 21, 10/29/17

41 Texans 0 at Miami 41, 10/25/15

Texans 14 vs. Indianapolis 27, 10/9/14

Texans 20 at New England 21, 9/24/17

40 Texans 23 at Kansas City 17, 10/13/19

Most Points By Half, Both Teams, Second Half

53 **Texans 29 vs. Tennessee 24, 1/3/21**

48 **Texans 21 vs. Cincinnati 27, 12/27/20**

47 Texans 17 at New Orleans 30, 9/25/11

46 Texans 27 vs. Kansas City 19, 10/8/17

45 Texans 28 vs. Kansas City 17, 10/17/10

Texans 29 vs. Tennessee 16, 10/21/07

44 Texans 21 at Indianapolis 23, 9/17/06

EXTRA POINTS

Season

45 2012

43 2010

2009

40 2019

2014

2007

Game

6 vs. Miami, 10/25/18

vs. Tennessee, 10/01/17

vs. Tennessee, 11/30/14

vs. Jacksonville, 12/30/07

5 7x - last: vs. New England, 12/1/19

Season, Opponent

50 2010

49 2020

47 2005

46 2013

45 2017

44 **2021**

43 2008

Game, Opponent

7 at Indianapolis, 11/14/04

6 7x - last: at Jacksonville, 12/17/17

TWO-POINT CONVERSIONS

Season

3 2007

2 **2021**

2017

2015

2006

2002

Game

1 **21x - last: vs. Tennessee, 1/9/22**

DEFENSIVE TOUCHDOWNS

Season

5 2014, 2004

4 2018, 2017

3 2015, 2012, 2007, 2006, 2002

Game

2 vs. Tennessee, 9/30/12

at Pittsburgh, 12/8/02

SCORING MARGIN

Margin of Victory

43 vs. Tennessee, 10/1/17

34 at Tennessee, 10/23/11

30 vs. Baltimore, 10/21/12

29 vs. Cincinnati, 10/26/08

28 at Tennessee, 12/27/15

at Tampa Bay, 11/13/11

Margin of Defeat

40 **at Buffalo, 10/3/21**

38 at Jacksonville, 12/17/17

35 at Indianapolis, 11/14/04

vs. Cincinnati, 11/3/02

34 at Baltimore, 11/17/19

33 at New England, 12/17/06

32 at Seattle, 10/16/05

31 **vs. Indianapolis, 12/5/21**

at San Francisco, 10/6/13

Comeback Victories (Points Behind)

21 at San Diego, 9/9/13, 31-28 final

18 vs. Tennessee, 11/28/04, 31-21 final

17 at Washington, 9/19/10, 30-27 final (OT)

14 6x - last: vs. Kansas City, 10/13/19, 31-24 final

Largest Deficit Overcome

25 vs. Tennessee, 10/21/07, down 32-7, 36-38 final

21 at San Diego, 9/9/13, down 28-7, 31-28 final

vs. Baltimore, 12/13/10, down 21-0 and 28-7,

28-34 final (OT)

at Arizona, 10/11/09, down 21-0, 21-28 final

vs. Minnesota, 10/10/04, down 21-0, 28-34

final (OT)

vs. Tennessee, 11/28/04, down 21-3, 31-21 final

Largest Lead Before Opponent Scores

34 at Tennessee, 12/27/15

34 vs. Indianapolis, 9/11/11

27 at Oakland, 9/14/14

at Tennessee, 10/23/11

24 vs. Tennessee, 11/30/14

TEXANS RECORDS - REGULAR SEASON TEAM

vs. Seattle, 12/13/09

SCORING DRIVES

Longest Scoring Drive (Yards)

99	vs. Baltimore, 12/13/10, 15 plays, TD at Jacksonville, 10/18/15, 16 plays, TD
98	at Jacksonville, 11/8/20, 6 plays, TD at Tennessee, 10/26/14, 11 plays, TD vs. Tennessee, 10/21/07, 7 plays, TD at Tennessee, 10/12/03, 2 plays, TD
97	vs. Tennessee, 11/26/18, 1 play, TD at Denver, 9/23/12, 14 plays, TD at Detroit, 11/22/12, 15 plays, TD vs. Jacksonville, 1/2/11, 10 plays, TD

Longest Scoring Drive (Plays)

19	vs. Pittsburgh, 10/2/11, 95 yards, TD vs. Atlanta, 12/4/11, 85 yards, TD
18	vs. New England, 10/10/21, 79 yards, TD at N.Y. Giants, 11/5/06, 80 yards, TD
17	vs. Jacksonville, 10/11/20, 90 yards, FG at Jacksonville, 9/6/12, 80 yards, TD
16	15x - last: vs. Seattle, 12/12/21, 72 yds, FG

Longest Scoring Drive (Time)

10:55	vs. Pittsburgh, 10/2/11, 19 plays, 95 yards, TD
10:41	vs. Atlanta, 12/4/11, 19 plays, 85 yards, TD

10:26 vs. Kansas City, 9/9/07, 15 plays, 65 yards, FG

10:08 vs. Detroit, 10/19/08, 15 plays, 79 yards, TD

10:06 vs. New England, 10/10/21, 18 plays, 79 yards, TD

Shortest Scoring Drive (Yards)

-12	at Tennessee, 9/21/08, 4 plays, FG
-10	vs. Miami, 9/9/12, 4 plays, FG
-9	at Indianapolis, 10/20/19, 4 plays, FG
-7	vs. New England, 9/9/18, 4 plays, FG
-5	at Pittsburgh, 12/8/02, 4 plays, FG
-4	at Tennessee, 11/21/21, 4 plays, FG at Pittsburgh, 9/7/08, 4 plays, FG
-3	at Oakland, 12/3/06, 4 plays, FG
-1	at New York Jets, 12/15/18, 4 plays, FG at Jacksonville, 11/27/11, 4 plays, FG vs. Jacksonville, 9/28/03, 4 plays, FG

Shortest Scoring Drive (Plays)

1 21x - last: at Kansas City, 10/13/19, 3 yds, TD

Shortest Scoring Drive (Time)

0:02	vs. Cleveland, 11/6/11, 1 play, 0 yards, FG
0:04	at Philadelphia, 12/23/18, 1 play, 5 yards, TD vs. San Diego, 11/7/10, 1 play, 8 yards, TD vs. Jacksonville, 12/1/08, 1 play, 7 yards, TD at Denver, 11/7/04, 1 play, 1 yard, TD
0:07	vs. Arizona, 11/19/17, 1 play, 34 yards, TD vs. Jacksonville, 12/1/08 1 play, 40 yards, TD
0:09	at N.Y. Jets, 11/21/10, 1 play, 43 yards, TD

TEXANS RECORDS - REGULAR SEASON TEAM

TOTAL OFFENSE

TOTAL OFFENSE

Most Net Yards Gained, Season

6,186	2010
6,129	2009
6,113	2008
6,004	2020
5,954	2011
5,953	2012

Most Net Yards Gained, Game

653	vs. Jacksonville (OT), 11/18/12
592	vs. Atlanta, 10/6/19
549	at Green Bay, 12/7/08
526	at Washington (OT), 9/19/10
518	at Tennessee, 10/23/11
509	at Seattle, 10/29/17

Fewest Net Yards Gained, Season

3,572	2002
4,053	2005
4,306	2003
4,463	2006
5,035	2016

Fewest Net Yards Gained, Game

47	at Pittsburgh, 12/8/02
107	at Tampa Bay, 12/14/03
109	at Buffalo, 10/3/21
118	at San Diego, 9/15/02
120	at Buffalo, 9/11/05
124	at Oakland, 12/3/06
	at Jacksonville, 12/7/03

Most Net Yards Allowed, Season

6,668	2020
6,213	2019
6,082	2003
6,031	2010
5,824	2005
5,571	2014
5,546	2017

Most Net Yards Allowed, Game

607	at Tennessee, 10/18/20
540	vs. Cincinnati, 12/27/20
535	at Tennessee, 10/12/03
525	at Detroit (OT), 11/22/12
519	at Philadelphia, 12/23/18
515	at Indianapolis, 9/17/06
511	vs. Denver, 12/22/13

Fewest Net Yards Allowed, Season

4,571	2011
-------	------

4,821	2016
4,963	2015
5,081	2013
5,172	2012

Fewest Net Yards Allowed, Game

117	at Jacksonville, 9/16/12
119	vs. Jacksonville, 12/30/18
126	at Jacksonville, 12/26/04
148	at Tennessee, 10/23/11
150	vs. Jacksonville, 12/18/16
162	vs. Tennessee, 11/28/10

Most Net Yards Gained, Season, Both Teams

12,672	2020
12,217	2010
12,005	2019
11,498	2008
11,327	2009
11,292	2018
11,125	2012
11,084	2014
10,844	2007
10,666	2017

Most Net Yards Gained, Game, Both Teams

1,111	Texans 640 vs. Jacksonville 458 (OT), 11/18/12
1,028	Texans 488 vs. Cincinnati 540, 12/27/20
1,026	Texans 501 at Detroit 525 (OT), 11/22/12
1,019	Texans 412 at Tennessee 607 (OT), 10/18/20
993	Texans 458 at Tennessee 535, 10/12/03
988	Texans 509 at Seattle 479, 10/29/17
965	Texans 592 vs. Atlanta 373, 10/6/19

Fewest Net Yards Gained, Season, Both Teams

8,802	2002
9,856	2016
9,863	2006
9,877	2005
10,388	2003
10,525	2011

Fewest Net Yards Gained, Game, Both Teams

385	Texans 118 at San Diego 267, 9/15/02
426	Texans 124 at Oakland 302, 12/3/06
428	Texans 198 at New England 230, 12/17/06
436	Texans 120 at Buffalo 316, 9/11/05
443	Texans 165 at Indianapolis 278, 12/1/02

Most Net Yards Gained, First Half

364	vs. Seattle, 12/13/09
324	vs. Seattle, 9/29/13
306	at Miami, 12/27/09
303	at Tennessee, 10/23/11
301	at New Orleans, 9/25/11

Most Net Yards Gained, Second Half

365	vs. Atlanta, 10/6/19
-----	----------------------

TEXANS RECORDS - REGULAR SEASON TEAM

328	at N.Y. Giants, 9/21/14
309	vs. Tennessee, 10/21/07
306	vs. Kansas City, 10/17/10
301	vs. Baltimore, 12/13/10
Fewest Net Yards Gained, First Half	
8	at Buffalo, 10/3/21
21	at Pittsburgh, 12/8/02
24	vs. Tennessee, 10/21/07
34	vs. Cincinnati, 12/24/16
46	at Tampa Bay, 12/14/03
47	at San Diego, 9/15/02
Fewest Net Yards Gained, Second Half	
-4	vs. Indianapolis, 10/23/05
26	at Pittsburgh, 12/8/02
41	at Arizona, 11/10/13
47	2x - last: at Jacksonville, 11/27/11
53	vs. New England, 12/13/15
Most Net Yards Allowed, First Half	
392	at Miami, 10/25/15
355	vs. Denver, 12/22/13
299	vs. Washington, 9/24/06
297	at Arizona, 10/11/09
294	at Chicago, 12/13/20
Most Net Yards Allowed, Second Half	
373	at Tennessee (OT), 10/18/20
354	vs. Cleveland, 12/2/18
339	at Indianapolis (OT), 9/30/18
329	at New Orleans, 9/9/19
316	at Seattle, 10/29/17
312	at Los Angeles, 11/12/17
Fewest Net Yards Allowed, First Half	
31	vs. Baltimore, 12/21/14
43	at Jacksonville, 9/16/12
50	vs. San Francisco, 10/25/09
53	vs. Buffalo Bills, 10/14/18
54	vs. Tennessee, 11/28/10
Fewest Net Yards Allowed, Second Half	
41	at San Diego, 10/28/07
43	at Arizona, 10/11/09
46	vs. Oakland, 10/4/09
61	vs. Jacksonville, 10/30/11
65	at Jacksonville, 12/7/14
	at Tampa Bay, 11/13/11
Most Net Yards Gained, First Quarter	
185	at New Orleans, 9/25/11
184	at Tampa Bay, 11/13/11
179	vs. Tennessee, 10/1/17
178	vs. Indianapolis, 11/3/13
	vs. Tennessee, 10/3/16
174	vs. Seattle, 12/13/09
Most Net Yards Gained, Second Quarter	
207	at Tennessee, 10/23/11

191	vs. Tennessee, 11/26/18
190	vs. Seattle, 12/13/09
183	vs. Seattle, 9/29/13
179	at Miami, 12/27/09
175	at Indianapolis, 12/20/20
Most Net Yards Gained, Third Quarter	
224	vs. Atlanta, 10/6/19
190	at Indianapolis, 12/30/12
183	at Oakland, 10/3/10
178	at N.Y. Giants, 9/21/14
175	vs. Carolina, 12/18/11
Most Net Yards Gained, Fourth Quarter	
257	at Atlanta, 10/4/15
253	vs. Tennessee, 10/21/07
203	vs. Jacksonville, 11/18/12
201	vs. Kansas City, 10/8/17
196	at Arizona, 10/11/09
Fewest Net Yards Gained, First Quarter	
-5	at Indianapolis, 11/14/04
-3	at Buffalo, 9/11/05
0	at Miami, 10/25/15
2	at Jacksonville, 12/17/17
	vs. Indianapolis, 10/9/14
4	vs. Jacksonville, 11/24/13
	at Pittsburgh, 12/8/02
Fewest Net Yards Gained, Second Quarter	
-10	at Buffalo, 10/3/21
4	at San Francisco, 1/1/06
6	at San Diego, 9/15/02
9	vs. New England, 11/23/03
10	at Indianapolis, 12/22/11
Fewest Net Yards Gained, Third Quarter	
0	at Arizona, 11/10/13
2	vs. Pittsburgh, 10/2/11
5	at Indianapolis, 9/17/06
7	at Kansas City, 9/26/04
10	vs. Philadelphia, 9/10/06
Fewest Net Yards Gained, Fourth Quarter	
-17	vs. Indianapolis, 10/23/05
-9	at Cincinnati, 11/9/03
-1	at Kansas City, 10/20/13
3	at Indianapolis, 12/31/17
4	at Jacksonville, 11/27/11
Most Net Yards Allowed, First Quarter	
220	vs. Buffalo, 11/19/06
219	at Miami, 10/25/15
218	vs. Indianapolis, 10/9/14
196	at Kansas City, 10/13/19
191	at Indianapolis, 11/8/09
171	vs. Pittsburgh, 9/18/05
Most Net Yards Allowed, Second Quarter	
244	vs. Indianapolis, 12/09/18

TEXANS RECORDS - REGULAR SEASON TEAM

193	vs. Philadelphia, 9/10/06
185	vs. Denver, 12/22/13
184	vs. San Francisco, 12/10/17
177	vs. Tennessee, 12/21/03
Most Net Yards Allowed, Third Quarter	
224	at Indianapolis, 11/16/08
213	vs. Oakland, 11/17/13
205	at Los Angeles, 11/12/17
197	vs. New England, 12/1/13
181	vs. Cincinnati, 12/27/20
Most Net Yards Allowed, Fourth Quarter	
256	vs. Tennessee (OT), 10/18/20
224	vs. Indianapolis, 9/12/10
223	at Seattle, 10/29/17
213	at Jacksonville, 11/14/10
210	vs. Green Bay, 11/21/04
205	at Oakland, 11/21/16
Fewest Net Yards Allowed, First Quarter	
-9	vs. N.Y. Jets, 9/13/03
-1	at Jacksonville, 12/26/04
1	vs. San Francisco, 10/25/09
3	at Oakland, 9/14/14
4	vs. Detroit, 10/18/08
Fewest Net Yards Allowed, Second Quarter	
-2	vs. Indianapolis, 11/3/13
0	at Jacksonville, 9/16/12
7	vs. Buffalo, 10/14/18
8	at Indianapolis, 12/31/17
11	at Carolina, 9/16/07
Fewest Net Yards Allowed, Third Quarter	
-5	vs. Miami, 9/9/12
1	at Tampa Bay, 11/13/11
4	vs. Tennessee, 9/15/13
	at Indianapolis, 12/30/12
6	at Cincinnati, 10/18/09
Fewest Net Yards Allowed, Fourth Quarter	
-3	at Kansas City, 10/13/19
2	vs. Oakland, 11/17/13
	at Pittsburgh, 9/7/08
3	vs. Dallas, 9/8/02
7	at Tennessee, 9/21/08
9	at San Diego, 9/9/13
	at Arizona, 10/11/09

RUSHING

RUSHING YARDS

Season	
2,448	2011
2,161	2014

2,123	2012
2,042	2010
2,021	2018

Game	
281	vs. Tennessee, 11/26/18
261	vs. Cleveland, 11/6/11
257	vs. Indianapolis, 9/12/10
249	at Oakland, 10/3/10
244	vs. Jacksonville, 1/2/11
222	at Tennessee, 10/23/11

Fewest, Season	
1,347	2002
1,466	2020
1,475	2009
1,586	2007
1,651	2003

Fewest, Game	
24	vs. N.Y. Giants, 10/10/10
25	at N.Y. Jets, 11/26/06
28	vs. Tennessee, 12/29/02
29	vs. Pittsburgh, 9/27/20
30	at Tennessee, 12/19/10

Allowed, Season	
2,564	2020
2,370	2003
2,303	2005
2,089	2002
1,962	2008

Allowed, Game	
320	at Seattle, 10/16/05
288	vs. Tennessee, 1/3/21
263	at Tennessee (OT), 10/18/20
256	at Baltimore, 11/17/19
248	at Miami, 10/25/15

Fewest Allowed, Season	
1,323	2018
1,536	2011
1,560	2012
1,595	2016
1,597	2015

Fewest Allowed, Game	
18	at Washington, 9/19/10
24	vs. Tennessee, 11/28/10
27	at N.Y. Jets, 11/26/06
30	vs. Jacksonville, 12/30/18
	at Oakland, 11/21/16
	at Tennessee, 12/27/15

Season, Both Teams	
4,119	2005
4,030	2020
4,021	2003
3,984	2011

TEXANS RECORDS - REGULAR SEASON TEAM

3,946	2019
3,842	2014
Game, Both Teams	
442	Texans 244 vs. Jacksonville 198, 1/2/11
387	Texans 67 at Seattle 320, 10/16/05
386	Texans 281 vs. Titans 105, 11/26/18
380	Texans 140 at Cincinnati 240, 11/9/03
378	Texans 122 at Baltimore 256, 11/17/19
367	Texans 249 at Oakland 118, 10/3/10
Fewest, Season, Both Teams	
3,186	2009
3,328	2015
3,344	2018
3,411	2007
3,436	2002
Fewest, Game, Both Teams	
52	Texans 25 at N.Y. Jets 27, 11/26/06
76	Texans 58 at Washington 18, 9/19/10
89	Texans 45 at Arizona 44, 10/11/09
112	Texans 39 at Los Angeles Chargers 73, 9/22/19
119	Texans 62 at Philadelphia 57, 12/23/18

ATTEMPTS

Season	
551	2014
546	2011
508	2012
481	2004
472	2018, 2015
Game	
54	at Cleveland, 11/16/14
48	at Jacksonville, 9/16/12
47	at Tennessee, 10/23/11
46	vs. Tampa Bay, 9/27/15
	at Oakland, 9/14/14
44	3x - last: vs. Atlanta, 12/4/11
Fewest, Season	
344	2020
414	2013
417	2007
421	2003
423	2010
Fewest, Game	
12	vs. Tennessee, 10/21/07
13	vs. N.Y. Jets, 9/13/09
14	at Minnesota, 10/09/16
	vs. N.Y. Jets, 11/26/06
15	twice; last vs. Pittsburgh, 9/27/20
Season, Opponent	
533	2003
509	2002
506	2005

493	2020
454	2013
Game, Opponent	
57	at Cincinnati, 11/9/03
47	at San Francisco, 1/1/06 (OT)
46	at Washington, 12/22/02
43	vs. Cincinnati, 11/23/14
42	7x - last: at N.Y. Giants, 9/21/14
Fewest, Season, Opponent	
378	2011
385	2018
388	2015
390	2012
397	2009
	2016
Fewest, Game, Opponent	
9	vs. Cleveland, 12/2/18
10	vs. New Orleans, 11/29/15
	vs. Indianapolis, 9/12/10
11	at Kansas City, 10/13/19
	at Tennessee, 12/27/15
12	vs. Baltimore, 10/21/12
	vs. Tennessee, 11/28/10
	vs. Jacksonville, 10/31/04

RUSHING AVERAGE

Season	
4.83	2010
4.63	2019
4.48	2011
4.28	2018
4.27	2008
4.26	2020
Game	
9.76	vs. Cincinnati, 12/27/20 (17-166)
8.26	vs. Tennessee, 11/26/18 (34-281)
7.83	at New Orleans, 9/9/19 (23-180)
7.37	at Cincinnati, 11/9/03 (19-140)
7.32	at Detroit (OT), 11/22/12 (28-205)
Lowest, Season	
3.18	2002
3.47	2009
3.67	2015
3.80	2007
Lowest, Game	
1.21	at Buffalo, 11/16/03 (28-34)
1.27	vs. Tennessee, 12/29/02 (22-28)
1.42	at Pittsburgh, 12/8/02 (26-37)
1.60	vs. N.Y. Giants, 10/10/10 (15-24)
1.61	vs. Buffalo, 9/28/14 (23-37)
Season, Opponent	
5.20	2020

TEXANS RECORDS - REGULAR SEASON TEAM

4.81	2019
4.55	2005
4.47	2008
4.45	2003

Game, Opponent

9.74	at Tennessee (OT), 10/18/20
9.60	at Tennessee, 9/20/09 (25-240)
9.38	at Jacksonville, 10/14/07 (26-244)
8.64	vs. Jacksonville, 12/28/14 (14-121)
7.92	at Tennessee, 12/3/17 (25-198)

Lowest, Season, Opponent

3.44	2018
3.97	2017
4.00	2014
	2012
4.02	2016
4.04	2010
4.06	2011

Lowest, Game, Opponent

1.04	at N.Y. Jets, 11/26/06 (26-27)
1.06	at Washington, 9/19/10 (17-18)
1.50	at Oakland, 11/21/16 (20-30)
1.57	at Seattle, 10/29/17 (21-33)
1.88	vs. Jacksonville, 12/30/18 (16-30)
2.00	vs. Tennessee, 11/28/10 (12-24)

RUSHING TOUCHDOWNS

Season

20	2010
19	2012
18	2011
17	2019
16	2008
	2004

Game

4	vs. New England, 12/1/13
3	14x - last: at Kansas City, 10/13/19

Season, Opponent

24	2020
21	2005
18	2008
17	2009
16	2010
	2006

Game, Opponent

5	at Seattle, 10/16/05
4	vs. Tennessee, 1/3/21
	at Atlanta, 10/4/15
	vs. Jacksonville, 9/27/09
	vs. Jacksonville, 12/24/05

100-YARD RUSHING GAMES BY AN INDIVIDUAL

Season

11	2011
8	2014
	2010
7	2012
5	2008
	2004

Season, Opponent

10	2005
7	2020
	2004
	2003
6	2007

CONSECUTIVE GAMES WITH A RUSHING TOUCHDOWN

Texans

9	at Philadelphia 12/23/18 – at Indianapolis 10/20/19
7	at Oakland 10/3/10 – at N.Y. Jets 11/21/10
	vs. Tennessee 11/28/04 – at Buffalo 9/11/05
6	at Tennessee 10/23/11 – vs. Atlanta 12/4/11
5	vs. Tennessee 9/30/12 – vs. Buffalo 11/4/12
	vs. Carolina 12/18/11 – at Jacksonville 9/16/12
	at Oakland 12/3/06 – vs. Cleveland 12/31/06

Opponent

9	at Tennessee 10/18/20 – vs. Tennessee 1/3/21 (Present)
6	at Pittsburgh 9/7/08 – vs. Detroit 10/19/08
	at Baltimore 11/27/17 – vs. Pittsburgh 12/25/17
5	at Philadelphia 12/2/10 – vs. Jacksonville 1/2/11
	at Washington 9/19/10 – vs. Kansas City 10/17/10
	at Buffalo 11/1/09 – at Jacksonville 12/6/09
	at Dallas 10/15/06 – at Jacksonville 11/12/06
	at Jacksonville 11/6/05 – at Baltimore 12/4/05
	at New Orleans 9/14/03 – vs. N.Y. Jets 10/19/03

PASSING

NET YARDS PASSING

Most, Season

4,654	2009
4,538	2020
4,267	2008
4,144	2010
3,833	2015

Most, Game

504	vs. Jacksonville (OT), 11/18/12
468	at Washington (OT), 9/19/10
426	vs. Atlanta, 10/6/19
408	at Green Bay, 12/7/08
403	vs. Oakland, 10/9/11

TEXANS RECORDS - REGULAR SEASON TEAM

385	vs. Cincinnati, 10/18/09
Fewest, Season	
2,225	2002
2,237	2005
2,655	2003
2,778	2006
3,176	2016
Fewest, Game	
-5	at Oakland, 12/3/06
6	vs. Indianapolis, 10/23/05
10	at Pittsburgh, 12/8/02
25	at Buffalo, 9/11/05
29	at San Diego, 9/15/02
Most Allowed, Season	
4,280	2010
4,276	2019
4,167	2018
4,104	2020
3,890	2014
Most Allowed, Game	
462	at Philadelphia, 12/23/18
446	at Seattle, 10/29/17
437	vs. Indianapolis (OT), 9/30/18
421	at Tennessee, 10/12/03
419	at Detroit (OT), 11/22/12
	vs. Indianapolis, 9/12/10
Fewest Allowed, Season	
3,035	2011
3,123	2013
3,141	2002
3,226	2016
3,336	2015
Fewest Allowed, Game	
31	at Jacksonville, 12/26/04
52	at Jacksonville, 9/16/12
83	vs. Jacksonville, 12/18/16
86	at Tennessee, 10/29/06
89	vs. Jacksonville, 12/30/18
Most, Season, Both Teams	
8,642	2020
8,424	2010
8,141	2009
8,059	2019
7,948	2018
Most, Game, Both Teams	
876	Texans 504 vs. Jacksonville 378 (OT), 11/18/12
871	Texans 468 at Washington 403 (OT), 9/19/10
813	Texans 367 at Seattle 446, 10/29/17
788	Texans 367 at Tennessee 421, 10/12/03
784	Texans 347 at Indianapolis 437 (OT), 9/30/18
771	Texans 309 at Philadelphia 462, 12/23/18
Fewest, Season, Both Teams	

5,366	2002
5,758	2005
6,222	2006
6,367	2003
6,402	2016
Fewest, Game, Both Teams	
145	Texans 114 at Jacksonville 31, 12/26/04
172	Texans 29 at San Diego 143, 9/15/02
184	Texans -5 at Oakland 189, 12/3/06
189	Texans 25 at Buffalo 164, 9/11/05
218	Texans 93 at New England 125, 12/14/06

GROSS YARDS PASSING

Most, Season	
4,843	2020
4,803	2009
4,474	2008
4,370	2010
4,183	2013
Most, Game	
527	vs. Jacksonville (OT), 11/18/12
497	at Washington (OT), 9/19/10
426	vs. Atlanta, 10/6/19
416	vs. Oakland, 10/9/11
414	vs. Green Bay, 12/7/08
Fewest, Season	
2,636	2002
2,661	2005
2,841	2003
3,032	2006
3,418	2016
Fewest, Game	
32	at Oakland, 12/3/06
33	at Pittsburgh, 12/8/02
48	vs. Indianapolis, 10/23/05
64	at Tampa Bay, 12/14/03
70	at Buffalo, 9/18/05
Most Allowed, Season	
4,499	2010
4,491	2019
4,477	2018
4,325	2020
4,141	2014
Most Allowed, Game	
471	at Philadelphia, 12/23/18
464	at Indianapolis (OT), 9/30/18
452	at Seattle, 10/29/17
441	at Detroit (OT), 11/22/12
433	vs. Indianapolis, 9/12/10
Fewest Allowed, Season	
3,310	2013
3,322	2011

TEXANS RECORDS - REGULAR SEASON TEAM

3,378	2002
3,424	2016
3,598	2008
Fewest Allowed, Game	
54	at Jacksonville, 12/26/04
76	at Jacksonville, 9/16/12
87	at Tennessee, 10/29/06
92	at Jacksonville, 12/18/16
97	vs. Jacksonville, 10/30/11

PASS ATTEMPTS

Most, Season	
633	2013
619	2015
593	2009
583	2016
574	2010
Most, Game	
62	vs. Baltimore (OT), 12/13/10
58	at Carolina, 9/20/15
	at Jacksonville, 12/5/13
57	at Atlanta, 10/4/15
55	vs. Jacksonville (OT), 11/18/12
54	at Tennessee Titans, 12/19/10
	at N.Y. Jets, 11/26/06
Fewest, Season	
439	2003
447	2002
449	2005
467	2011
471	2004
Fewest, Game	
9	vs. Indianapolis, 10/23/05
10	at Pittsburgh, 12/8/02
14	at Oakland, 12/3/06
15	at Tampa Bay, 11/13/11
	vs. Cleveland, 12/31/06
Most, Season, Opponent	
619	2014
594	2018
586	2019
581	2012
553	2015
547	2010
546	2007
Most, Game, Opponent	
62	at Indianapolis (OT), 9/30/18
61	at Detroit (OT), 11/22/12
58	at Pittsburgh, 12/8/02
57	vs. Indianapolis, 9/12/10
55	at Miami, 12/27/09
Fewest, Season, Opponent	

469	2005
471	2008
484	2013
501	2017
502	2003
Fewest, Game, Opponent	
11	at San Diego, 10/28/07
15	at San Francisco, 10/6/13
	at Tennessee, 10/29/06
16	vs. St. Louis, 10/13/13
18	at Minnesota, 11/2/08
	at Pittsburgh, 9/7/08

PASS COMPLETIONS

Most, Season	
399	2009
383	2020
371	2013
367	2008
365	2010
Most, Game	
43	vs. Jacksonville (OT), 11/18/12
39	at N.Y. Jets, 11/26/06
38	at Washington (OT), 9/19/10
35	at Tennessee, 12/19/10
	at Arizona, 10/11/09
Fewest, Season	
235	2002
248	2003
270	2005
286	2004
288	2011
Fewest, Game	
3	at Pittsburgh, 12/8/02
6	vs. Indianapolis, 10/23/05
	at San Diego, 9/15/02
7	at Oakland, 12/3/06
8	vs. Pittsburgh, 12/25/17
Most, Season, Opponent	
385	2018
375	2019
363	2014
361	2007
354	2010
344	2009
	2004
Most, Game, Opponent	
40	vs. Indianapolis, 9/12/10
	vs. Indianapolis (OT), 9/30/18
36	vs. Minnesota, 10/10/04
35	at Philadelphia, 12/23/18

TEXANS RECORDS - REGULAR SEASON TEAM

	at Miami, 12/27/09
34	at Indianapolis, 11/8/09
Fewest, Season, Opponent	
279	2011
281	2002
287	2013
294	2008
297	2003
Fewest, Game, Opponent	
6	at San Francisco, 10/6/13
7	at San Diego, 10/28/07
	at Tennessee, 10/29/06
8	vs. Tennessee, 12/29/02
9	at Jacksonville, 9/16/12

TOUCHDOWN PASSES

Most, Season	
33	2020
29	2015
	2009
28	2017
27	2019
26	2018
Most, Game	
6	vs. Tennessee, 11/30/14
5	vs. Atlanta, 10/6/19
	vs. Miami, 10/25/18
	vs. Kansas City, 10/8/17
	vs. Jacksonville (OT), 11/18/12
4	at Detroit, 11/26/20
	at Tennessee (OT), 10/18/20
	vs. New England, 12/1/19
	at Seattle, 10/29/17
	vs. Tennessee, 10/1/17
	at Denver, 9/23/12
	at Cincinnati, 10/18/09
	at Tennessee, 9/20/09
	vs. Tennessee, 10/21/07
Most, Season, Opponent	
33	2019
	2010
32	2004
30	2020
	2017
29	2013
	2012
Most, Game, Opponent	
6	vs. Green Bay, 10/14/12
5	at Indianapolis, 11/14/04
	vs. Minnesota (OT), 10/10/04
	vs. New England, 9/24/17

4 16x - last: vs. Green Bay, 10/25/20

CONSECUTIVE GAMES WITH A PASSING TOUCHDOWN

Texans	
16	at Jacksonville 11/14/10 – vs. Jacksonville 10/30/11
15	at New England 9/9/18 - at Philadelphia 12/23/18
14	vs. Baltimore 12/21/14 – at Buffalo 12/06/15
13	vs. Buffalo 1/4/20 – vs. Detroit 11/26/20
12	at Indianapolis 11/8/09 – at Oakland 10/3/10
	at Jacksonville 10/14/07 – vs. Jacksonville 12/30/07
Opponent	
22	at Oakland 9/14/14 – at Miami 10/25/15
20	at Tennessee 12/3/17 - at Philadelphia 12/23/18
12	vs. Cleveland 1/2/05 – vs. St. Louis 11/27/05

FIRST DOWNS

FIRST DOWNS

Most, Season	
360	2010
346	2019
341	2012
340	2009
	2008
335	2015
Most, Game	
39	vs. Jacksonville (OT), 11/18/12
35	at Kansas City, 10/13/19
33	vs. Tennessee, 10/1/17
31	vs. Atlanta, 10/6/19
30	vs. Tampa Bay, 9/27/15
	at Indianapolis (OT), 9/30/18
29	7x; last vs. Oakland, 10/27/19
Fewest, Season	
208	2002
237	2003
243	2005
282	2006
295	2007
Fewest, Game	
3	at Pittsburgh, 12/8/02
7	at Tampa Bay, 12/14/03
	at Jacksonville, 12/7/03
	at San Diego, 9/15/02
	vs. New England, 12/13/15
Most Allowed, Season	
390	2020
352	2010
348	2005
346	2019

TEXANS RECORDS - REGULAR SEASON TEAM

336	2003
Most Allowed, Game	
34	at Indianapolis, 9/17/06
33	at Indianapolis, 12/23/07
31	at Seattle, 10/16/05
	at Tennessee (OT), 10/18/20
Fewest Allowed, Season	
270	2011
272	2016
281	2015
282	2013
291	2002
292	2012
Fewest Allowed, Game	
6	vs. Jacksonville, 12/30/18
	at Jacksonville, 12/26/04
8	at Chicago, 11/11/12
	vs. Oakland, 10/4/09
9	vs. Tennessee, 10/1/17
	at Jacksonville, 9/16/12
	vs. Tennessee, 11/28/10
	at Buffalo, 11/1/09
	vs. Jacksonville, 12/18/16
Most, Season, Both Teams	
712	2010
692	2019
642	2014
640	2009
	2008
633	2012
Most, Game, Both Teams	
58	Texans 30 vs. Indianapolis 28 (OT), 9/30/18
56	at Tennessee (OT), 10/18/20
	Texans 39 vs. Jacksonville 17 (OT), 11/18/12
55	Texans 26 at Detroit 29 (OT), 11/22/12
	Texans 27 vs. Indianapolis 28, 11/29/09
53	Texans 31 vs. Atlanta 22, 10/6/19
	Texans 29 at Browns 24, 11/16/14
Fewest, Season, Both Teams	
499	2002
573	2003
589	2013
591	2011
	2005
Fewest, Game, Both Teams	
21	Texans 13 at Chicago 8, 11/11/12
23	Texans 9 at Jacksonville 14, 11/27/11
	Texans 10 at Indianapolis 13, 12/1/02
	Texans 7 at San Diego 16, 9/15/02
24	Texans 16 vs. Oakland 8, 10/4/09
	Texans 13 vs. Dallas 11, 9/8/02

RUSHING FIRST DOWNS

Most, Season	
131	2011
118	2010
114	2012
112	2019
108	2014
106	2008
	2006
Most, Game	
16	at Jacksonville, 9/16/12
15	vs. Indianapolis, 9/12/10
14	vs. Cleveland, 11/6/11
	at Tennessee, 10/23/11
	vs. Indianapolis, 12/24/06
Fewest, Season	
59	2002
83	2020
86	2017
	2003
89	2005
90	2013
	2015
Fewest, Game	
1	8X - last: at Pittsburgh, 9/27/20
Most, Season, Opponent	
145	2020
130	2003
123	2005
116	2002
115	2006
114	2008
Most, Game, Opponent	
19	at Seattle, 10/16/05
17	vs. Tennessee, 1/3/21
16	at Cincinnati, 11/9/03
15	vs. Jacksonville, 1/2/11
	vs. Kansas City, 11/20/05
	at Washington, 12/22/02
Fewest, Season, Opponent	
73	2011
76	2018
79	2015
87	2016
88	2017
	2013
Fewest, Game, Opponent	
0	at Indianapolis, 10/20/19
1	vs. Arizona, 11/19/17
	at New England, 9/24/17
	vs. Jacksonville, 1/3/16

TEXANS RECORDS - REGULAR SEASON TEAM

at Tennessee, 12/27/15
 vs. Baltimore, 12/21/14
 at Tennessee, 10/26/14
 vs. Tennessee, 11/28/10
 vs. Oakland, 10/4/09
 at Carolina, 9/16/07

PASSING FIRST DOWNS

Most, Season

231 2009

222 2010, 2020

210 2015

2008

205 2012

203 2019

Most, Game

26 vs. Jacksonville (OT), 11/18/12

23 at Indianapolis (OT), 9/30/18

Washington (OT), 9/19/10

21 vs. Baltimore (OT), 12/13/10

at Cincinnati, 10/18/09

20 at Kansas City, 10/13/19

vs. Seattle, 9/29/13

at Tennessee, 12/19/10

Fewest, Season

119 2002

127 2003

142 2005

156 2006

171 2014

Fewest, Game

1 at Pittsburgh, 12/8/02

vs. Indianapolis, 9/22/02

2 at Oakland, 12/3/06

3 at Tampa Bay, 12/14/03

4 8x - last: vs. New England, 12/13/15

Most, Season, Opponent

222 2020

220 2019

211 2010

206 2014

200 2018

Most, Game, Opponent

23 at Indianapolis (OT), 9/30/18

21 vs. Kansas City, 10/8/17

at Detroit (OT), 11/22/12

at Indianapolis, 11/16/08

at Indianapolis, 9/17/06

vs. Minnesota (OT), 10/10/04

Fewest, Season, Opponent

155 2002

157 2016

158 2013

166 2011

167 2008

2012

Fewest, Game, Opponent

2 at Jacksonville, 12/26/04

4 6x, last vs. Jacksonville, 12/30/18

FIRST DOWNS BY PENALTY

Most, Season

47 2017

37 2018

35 2015

34 2014

31 2019

Most, Game

8 vs. Jacksonville, 9/10/17

6 vs. Cincinnati, 11/3/02

5 9x, last; vs. Oakland, 10/27/19

Fewest, Season

9 2007

12 2005

14 2011

16 2009

19 2013

Most, Season, Opponent

37 2017

2005

36 2013

34 2014

2009

31 2012

2011

Most, Game, Opponent

7 at Jacksonville, 12/5/13

6 vs. Indianapolis, 10/8/15

at Indianapolis, 12/22/11

at Indianapolis, 11/8/09

Fewest, Season, Opponent

19 2008

20 2002

21 2007

2004

FIELD GOALS

FIELD GOALS

Most, Season

37 2018

35 2016

TEXANS RECORDS - REGULAR SEASON TEAM

32	2011
31	2012
30	2014
29	2008
27	2010, 2020
Fewest, Season	
17	2004
	2002
18	2003
19	2006
20	2019
	2017
Most Attempted, Season	
42	2018
41	2016
38	2012
	2011
35	2014
	2013
34	2005
Fewest Attempted, Season	
22	2003
24	2004
	2002
25	2019
	2017
	2006
27	2015
Most Attempted, Game	
7	at Miami, 9/7/03
6	vs. Baltimore, 12/21/14
	vs. Indianapolis, 12/16/12
5	11x - last: at New York Jets, 12/15/18
Most Converted, Game	
6	vs. Baltimore, 12/21/14
5	7x, last at New York Jets, 12/15/18
Consecutive Games Scoring Field Goals	
19	9/22/13 - 10/5/14
17	10/23/11 - 10/21/12
15	11/1/10 - 10/9/11
10	11/13/05 - 9/17/06
Most Field Goals Made, Season, Opponent	
33	2017
30	2013
	2011
28	2007
	2005
	2003
Fewest Field Goals Made, Season, Opponent	
19	2014
20	2015
	2009

21	2019
	2012
	2010
22	2004
Most Field Goals Attempted, Season, Opponent	
36	2011
35	2017
	2013
	2003
34	2002
Fewest Field Goals Attempted, Season, Opponent	
22	2014
23	2009
24	2012
26	2019
	2018
	2015
Most Field Goals Attempted, Game, Opponent	
8	vs. Tennessee, 10/21/07*
5	7x - last: at Kansas City, 10/08/17
Most Field Goals Converted, Game, opponent	
8	vs. Tennessee, 10/21/07*
5	4x last; at Kansas City 10/08/17
* NFL record.	
Most Field Goals Converted, Game, Both Teams	
9	Texans 5 vs. Miami 4, 10/7/07
8	Texans 0 vs. Tennessee 8*, 10/21/07
* NFL record.	

PUNTING

PUNTS

Most, Season	
116	2002
97	2003
96	2015
92	2017
88	2013
	2012
Most, Game	
11	at Jacksonville, 12/17/17
	at Indianapolis, 12/1/02
10	6x - last: at Tennessee, 12/2/12
Fewest, Season	
53	2008
55	2020
	2007
57	2019
63	2010
67	2009
72	2016

TEXANS RECORDS - REGULAR SEASON TEAM

Fewest, Game

0 vs. Kansas City, 10/13/19

1 6x; last vs. Tennessee, 1/3/21

Most Punts, Season, opponent

101 2015

98 2002

92 2012

91 2013

Most Punts, Game, Opponent

11 vs. Oakland, 11/17/13

10 at San Francisco, 1/1/06

at San Diego, 9/15/02

Fewest Punts, Season, Opponent

55 2020

56 2019

59 2007

63 2005

65 2006

Fewest Punts, Game, Opponent

0 at Baltimore, 11/17/19

vs. Jacksonville, 10/14/07

vs. Indianapolis, 10/23/05

1 10x - last:vs.New England, 10/10/21

Most Punts, Season, Both Teams

214 2002

197 2015

180 2012

179 2013

173 2017

172 2003

167 2014

Most Punts, Game, Both Teams

20 Texans 9 vs. Oakland 11, 11/17/13

Texans 11 at Indianapolis 9, 12/1/02

Texans 10 at San Diego 10, 9/15/02

19 Texans 10 at Jacksonville 9, 11/27/11

Texans 10 vs. Dallas 9, 9/8/02

Fewest Punts, Season, Both Teams

106 2020

113 2019

114 2007

120 2008

130 2010

140 2005

Fewest Punts, Game, Both Teams

2 Texans 0 at Kansas City 2, 10/13/19

Texans 2 at Jacksonville 0, 10/14/07

3 Texans 3 at Baltimore 0, 11/17/19

Texans 2 at Indianapolis 1, 11/16/08

Texans 1 vs. Miami 2, 10/7/07

Texans 2 at Indianapolis 1, 12/24/06

PUNT YARDS

Most Yards, Season

4,720 2002

4,533 2015

4,507 2017

4,189 2013

4,150 2012

4,028 2003

Most Yards, Game

518 at Jacksonville, 12/17/17

489 at Tennessee, 12/2/12

442 vs. Oakland, 11/17/13

440 at Cincinnati, 9/14/17

436 at Jacksonville, 11/27/11

435 at Indianapolis, 12/1/02

Fewest Yards, Season

2,240 2008

2,296 2007

2,531 2020

2,559 2019

2,650 2010

Fewest Yards, Game

0 at Kansas City, 10/13/19

30 at Washington, 11/18/18

33 vs. Jacksonville, 10/11/20

35 vs. Atlanta, 10/6/19

39 at Buffalo, 11/1/09

42 vs. Tennessee, 1/3/21

Most Yards, Season, Opponent

4,693 2015

4,176 2012

4,161 2013

3,896 2011

3,892 2002

Most Yards, Game, Opponent

540 vs. Oakland, 11/17/13

470 at Jacksonville, 9/16/12

449 vs. Jacksonville, 12/30/18

427 at Tennessee, 12/27/15

vs. Oakland, 10/4/09

413 vs. Buffalo, 9/28/14

Fewest Punting Yards, Season, Opponent

2,285 2020

2,528 2005

2,535 2007

2,632 2019

2,880 2004

Fewest Punting Yards, Game, Opponent

0 at Baltimore, 11/17/19

vs. Jacksonville, 10/14/07

vs. Indianapolis, 10/23/05

TEXANS RECORDS - REGULAR SEASON TEAM

39	vs. Pittsburgh, 9/18/05
40	vs. Cincinnati, 12/27/20
41	at Seattle, 10/16/05
Highest Punting Average, Season	
49	2017, 92 punts
47.6	2013, 88 punts
47.5	2016, 72 punts
47.2	2015, 96 punts
47.2	2012, 88 punts
46.0	2020, 55 punts
Lowest Punting Average, Season	
38.8	2005, 77 punts
40.7	2002, 116 punts
41.2	2004, 73 punts
41.5	2003, 97 punts
41.6	2006, 76 punts
Highest Punting Average, Game (Minimum 4 punts)	
58.9	at Arizona, 11/10/13, 7 punts
58.5	at New England, 9/24/17, 4 punts
54.5	vs. Indianapolis, 10/9/14, 4 punts
54.2	at Denver, 9/23/12, 5 punts
53.0	vs. Seattle, 10/29/17, 5 punts
52.8	vs. Atlanta, 12/4/11, 5 punts
Highest Punting Average, Season, Opponent	
47.3	2017, 81 punts
47.0	2019, 56 punts
46.9	2011, 83 punts
46.8	2009, 76 punts
46.7	2018, 80 punts
46.5	2015, 101 punts
Lowest Punting Average, Game (Minimum 4 punts)	
30.7	at Chicago, 12/19/04, 7 punts
33.8	at Indianapolis, 11/14/04, 4 punts
34.2	at Jacksonville, 11/12/06, 5 punts
34.3	at Cleveland, 11/25/07, 4 punts
34.7	vs. Jacksonville, 11/17/02, 6 punts
Highest Punting Average, Game, Opponent (Minimum 4 punts)	
56.8	at Oakland, 12/3/06, 4 punts
	at Dallas, 10/15/06, 4 punts
53.9	at Carolina, 9/20/15, 7 punts
53.4	vs. Oakland, 10/4/09, 8 punts
52.8	at San Diego, 10/28/07, 5 punts
Lowest Punting Average, Season, Opponent	
39.7	2002, 98 punts
40.1	2005, 63 punts
41.7	2004, 69 punts
	2003, 75 punts
43	2007, 59 punts
Lowest Punting Average, Game, Opponent (Minimum 4 punts)	
25.7	at Washington, 12/22/02, 7 punts
31.2	at San Francisco, 1/1/06, 10 punts
31.3	vs. New England, 11/23/03, 4 punts

33	vs. Cleveland, 10/30/05, 4 punts
34	at Cleveland, 11/25/07, 5 punts

PUNT RETURNS

PUNT RETURN TOUCHDOWNS

Most Touchdowns, Punt Returns

2	2008	Jacoby Jones 73 yards vs. Cincinnati, 10/26/08; Jacoby Jones 70 vs. Miami, 10/12/08
1	2013	Keshawn Martin 87 vs. Oakland, 11/17/13
	2011	Jacoby Jones 79 vs. Indianapolis, 9/11/11
	2002	Avion Black 76 vs. Baltimore, 12/15/02
	2016	Will Fuller V 67 vs. Tennessee, 10/2/16

Most Touchdowns, Punt Returns, Opponent

1	2017	Tyreek Hill 82 yards vs. Kansas City, 10/8/17
	2016	Marcus Sherels 79 yards at Minnesota, 10/9/16
	2013	Tandon Doss 76 at Baltimore, 9/22/13
	2012	Marcus Thigpen 72 vs. Miami, 9/9/12
	2008	Johnnie Lee Higgins 80 at Oakland, 12/21/08
	2006	Adam Jones 53 at Tennessee, 10/29/06
	2005	Adam Jones 52 at Tennessee, 12/11/05
	2003	Dante Hall 73 vs. Kansas City, 9/21/03

PUNT RETURNS

Most, Season

53	2002
52	2015
51	2011
45	2009
42	2013

Most, Game

7	vs. Oakland, 11/17/13
	at Jacksonville, 11/27/11
	vs. Oakland, 10/4/09
	at Baltimore, 12/4/05
6	vs. Jacksonville, 12/30/18
	at Carolina, 9/20/15
	at Jacksonville, 9/16/12

Fewest, Season

20	2020
22	2019
23	2006
30	2005
32	2008

Most Returns, Season, Opponent

60	2015
58	2002
49	2017

TEXANS RECORDS - REGULAR SEASON TEAM

48	2016
	2012

Most Returns, Game, Opponent

7	2x last; vs. Cincinnati 12/24/16
6	12x - last, at Denver, 11/4/18

Fewest Punt Returns, Season, Opponent

19	2007
20	2020
21	2008
24	2019
	2009
29	2010
30	2004

PUNT RETURN YARDS

Most Yards, Season

529	2011
512	2002
449	2009
414	2012
386	2008

Most Yards, Game

125	vs. Oakland, 11/17/13
100	at Arizona, 10/11/09
92	vs. Baltimore, 12/15/02
91	at Jacksonville, 11/27/11
	vs. Indianapolis, 9/11/11

Fewest Yards, Season

158	2020
208	2014
214	2019
223	2005
235	2010

Fewest Yards, Game

-12	vs. Detroit, 10/19/08
-6	at Denver, 11/7/04
-4	at Tennessee, 12/2/07
-3	2x last; at Indianapolis, 12/31/17

Most Punt Return Yards, Season, Opponent

612	2015
608	2017
530	2013
483	2012
477	2016

Most Punt Return Yards, Game, Opponent

100	at Minnesota, 10/09/16
98	vs. Cincinnati, 9/14/17
93	at Baltimore, 9/22/13
83	vs. Kansas City, 10/08/17
82	vs. Pittsburgh, 12/25/17

Fewest Punt Return Yards, Season, Opponent

82	2019
----	------

104	2009
128	2020

151	2007
219	2005
233	2010

Fewest Punt Return Yards, Game, Opponent

-4	vs. Oakland, 10/4/09
-3	at Pittsburgh, 9/7/08
-2	at San Diego, 9/15/02
-1	at Los Angeles Chargers, 9/22/19
	at Indianapolis, 12/1/02

PUNT RETURN AVERAGE

Highest Average, Season

12.1	2008
10.9	2016
10.89	2012
10.52	2006
10.37	2011
9.98	2009

Highest Average, Game (Minimum 4 returns)

21.75	vs. Miami, 10/12/08
20	at Arizona, 10/11/09
18.25	at Buffalo, 11/1/09
17.86	vs. Oakland, 11/17/13
16.75	at Tennessee, 12/2/12

Lowest Average, Season

6.12	2014
6.65	2010
6.71	2003
7.25	2015
7.43	2005
7.9	2020

Lowest Average, Game (Minimum 4 returns)

0.8	vs. San Francisco, 12/10/17
1.8	vs. Tennessee (OT), 9/15/13
2.25	vs. Baltimore, 10/21/12
2.5	at Tampa Bay, 11/13/11
3.0	2x; vs. Kansas City, 9/18/16

Highest punt return Average, Season, opponent

12.41	2017
12.38	2014
12.32	2013
11.19	2008
10.2	2015

Highest punt return Average, Game, Opponent (Minimum 4 returns)

19.8	vs. Kansas City, 10/8/17
17.25	at Jacksonville, 10/27/02
16.8	at Indianapolis, 12/20/15
16.4	vs. Pittsburgh, 12/25/17
16.3	at Cincinnati, 9/14/2017

TEXANS RECORDS - REGULAR SEASON TEAM

16	vs. Indianapolis, 9/22/02
Lowest Punt Return Average, Season, Opponent	
3.4	2019
4.33	2009
5.66	2002
6.64	2005
6.7	2020
Lowest Punt Return Average, Game, Opponent (Minimum 4 returns)	
-0.3	at San Diego, 9/15/02
-0.2	at Indianapolis, 12/1/02
1	at Jacksonville, 11/27/11
1.4	vs. Dallas, 9/8/02
2.1	vs. Cincinnati, 12/24/16

KICKOFF RETURNS

KICKOFF RETURN TOUCHDOWNS

Most Touchdowns, Kickoff Returns, Season	
4	2007
2	2005
1	2021
	2009
Most Touchdowns, Kickoff Returns, Game	
2	André Davis 104 and 97 yards vs. Jacksonville, 12/30/2007
1	Tremon Smith at Jacksonville, 12/19/21
	Jacoby Jones 95 vs. Oakland, 10/4/09
	André Davis 97 vs. Tampa Bay, 12/9/07
	Jerome Mathis 84 vs. Indianapolis, 9/23/07
	Jerome Mathis 99 vs. Kansas City, 10/23/05
	Jerome Mathis 89 vs. Indianapolis, 10/23/05
Most Touchdowns, Kickoff Returns, Season, Opponent	
2	2012
1	2016
	2010
	2006
	2004
	2002
Most Touchdowns, Kickoff Returns, Game, Opponent	
1	Marqise Lee 100 yards vs. Jacksonville, 12/18/16
	Deji Karim 101 yards at Indianapolis, 12/30/12
	Joe McKnight 100 at N.Y. Jets, 10/8/12
	David Reed 103 vs. Baltimore (OT), 12/13/10
	Ellis Hobbs 93 at New England, 12/17/06
	Eddie Drummond 99 at Detroit, 9/19/04
	André Davis 95 at Cleveland, 10/20/02

KICKOFF RETURNS

Most, Season	
84	2005
80	2003

77	2002
74	2007
72	2008
Most, Game	
8	4x - last: at Indianapolis, 11/16/08
7	20x - last: at N.Y. Jets, 11/21/10
Fewest, Season	
14	2019
18	2015
20	2018, 2014
27	2017
29	2011
36	2020
Most Returns, Season, Opponent	
73	2008
72	2010
71	2009
69	2007
62	2012
Most Returns, Game, Opponent	
7	7x - last: vs. Baltimore, 10/21/12
Fewest Returns, Season, Opponent	
27	2017
33	2018
34	2020
39	2019
	2013
40	2015

KICKOFF RETURN YARDS

Most Yards, Season	
2,173	2005
1,961	2007
1,700	2003
1,609	2006
1,550	2008
Most Yards, Game	
278	vs. Kansas City, 11/20/05
266	vs. Indianapolis, 10/23/05
234	vs. Jacksonville, 12/30/07
233	vs. Indianapolis, 9/23/07
207	at Indianapolis, 11/16/08
Fewest Yards, Season	
308	2019
422	2014
430	2015
487	2018
558	2017
722	2020
Most Return Yards, Season, Opponent	
1,741	2010
1,630	2008

TEXANS RECORDS - REGULAR SEASON TEAM

1,597	2009
1,595	2012
1,593	2007
Most Return Yards, Game, Opponent	
233	vs. Baltimore (OT), 12/13/10
201	vs. Baltimore, 10/21/12
199	vs. Oakland, 10/3/04
191	vs. Miami, 10/7/07
189	at Buffalo, 11/1/09
Fewest Return Yards, Season, Opponent	
547	2017
682	2018
705	2020
725	2019
977	2015

KICKOFF RETURN AVERAGE

Highest Average, Season	
26.5	2007
25.9	2005
25.2	2011
24.7	2013
24.4	2018
Highest Average, Game (Minimum 4 returns)	
46.8	vs. Jacksonville, 12/30/07
38.0	vs. Indianapolis, 10/23/05
35.4	vs. Cleveland, 10/30/05
34.8	vs. Kansas City, 11/20/05
33.3	vs. Indianapolis, 9/23/07
Lowest Average, Season	
18.6	2016
19.8	2010
19.9	2002
20.1	2020
20.7	2017
21.0	2004
Lowest Average, Game (Minimum 4 returns)	
11.8	at Cincinnati, 12/11/11
12.7	at N.Y. Jets, 11/21/11
13.3	vs. Jacksonville, 12/24/05
13.5	at Detroit, 9/19/04
13.7	at Jacksonville, 10/14/07
Highest Return Average, Season, Opponent	
26.0	2014
25.7	2013
	2012
24.4	2015
24.2	2010
Highest Return Average, Game, Opponent (Minimum 4 returns)	
42.5	at Indianapolis, 12/30/12
42.0	at Cleveland, 10/20/02
39.3	at Detroit, 9/19/04

38.8	vs. Baltimore (OT), 12/13/10
36.3	vs. Tennessee, 10/9/05
Lowest Return Average, Season, Opponent	
18.6	2019
20.26	2017
20.7	2018, 2020
21.68	2005
21.71	2003
22.23	2002
22.33	2008
22.39	2011
Lowest Return Average, Game, Opponent (Minimum 4 returns)	
13.0	vs. Buffalo, 11/4/12
14.3	at Jacksonville, 10/30/11
14.8	at Tampa Bay, 12/21/19
15.0	vs. Green Bay, 11/21/04
15.8	vs. Dallas, 9/8/02
16.0	vs. Atlanta, 10/6/19
	at Green Bay, 12/7/08

FUMBLES

FUMBLES

Most Fumbles, Season	
34	2002
30	2005
28	2008
	2006
26	2007
25	2017
Most Fumbles, Game	
6	at Green Bay, 12/7/08
5	vs. Atlanta, 10/6/19
	at Baltimore, 12/4/05
	at Jacksonville, 11/6/05
4	12x - last: vs. Cincinnati, 12/27/20
Most Fumbles, Season, Opponent	
27	2009
26	2018
24	2014
	2007
	2005
23	2012
	2002
Most Fumbles, Game, Opponent	
5	at Chicago, 12/19/04
4	7x - last: at New England, 9/24/17

FUMBLES LOST

Most Fumbles Lost, Season

TEXANS RECORDS - REGULAR SEASON TEAM

17	2007
14	2002
12	2008
	2006
11	2020, 2017, 2011, 2009, 2008, 2006, 2005, 2004

Most Fumbles Lost, Game

3	at Atlanta, 10/4/15
	at Cincinnati, 12/11/11
	at Green Bay, 12/7/08
	vs. Tennessee, 10/21/07
	at Tennessee, 10/29/06
	vs. Jacksonville, 9/10/17

Most Fumbles Lost, Season, Opponent

14	2018
	2014
	2012
	2007
13	2009
11	2015
	2006
	2002

Most Fumbles Lost, Game, Opponent

3	vs. Carolina, 9/29/19
	vs. Kansas City, 9/18/16
	at Tennessee, 12/27/15
	at Tennessee, 12/2/12
	vs. Oakland, 10/4/09
	at Jacksonville, 10/14/07
	at Oakland, 12/3/06
	at Pittsburgh, 12/8/02

FUMBLE RECOVERY TOUCHDOWNS

Most Touchdowns, Fumble Recovery, Season

3	2007
	2004
2	2017
	2009
	2006

Most Touchdowns, Fumble Recovery, Game

1	Jadeveon Clowney 0 at Indianapolis (OT), 9/30/18
	Lamarr Houston 24 vs. Indianapolis, 11/5/17
	Jadeveon Clowney 22 at New England, 9/24/17
	Quintin Demps 33 at Tennessee, 12/27/15
	J.J. Watt 45 vs. Indianapolis, 10/9/14
	Wade Smith 0 (own) at Baltimore, 10/16/11
	Bernard Pollard 0 vs. New England, 1/3/10
	Dominique Barber 48 (own) vs. N.Y. Jets, 9/13/09
	DeMeco Ryans 26 vs. Tennessee, 10/21/07
	Kevin Walter 0 at Carolina, 9/16/07
	Mario Williams 38 vs. Kansas City, 9/9/07
	Anthony Maddox 47 vs. Cleveland, 12/31/06

Demarcus Faggins 58 at Oakland, 12/3/06
Antwan Peek 66 at Jacksonville, 12/26/04
Charlie Anderson 60 at Chicago, 12/19/04
Jamie Sharper 16 vs. Oakland, 10/3/04
Kenny Wright 40 at Pittsburgh, 12/8/02

Most Touchdowns, Fumble Recovery, Season, Opponent

2	2015
	2013
	2007
	2006

Most Touchdowns, Fumble Recovery, Game, Opponent

2	at Atlanta, 10/4/15
---	---------------------

INTERCEPTIONS

INTERCEPTIONS

Most Interceptions Thrown, Season

22	2013
21	2007
20	2008
18	2003
17	2017
	2009

Most Interceptions Thrown, Game

4	vs. Baltimore, 11/9/08
	at San Diego, 10/28/07
	vs. New England, 12/17/06

Fewest Interceptions Thrown, Season

7	2020
9	2018
	2011
12	2015
	2010

Most Interceptions Thrown, Season, Opponent

22	2004
20	2014
17	2011
15	2018
	2012

Most Interceptions Thrown, Game, Opponent

4	at Tampa Bay, 12/21/19
	at Tennessee, 10/01/17
	at Jacksonville, 11/12/06
	at Tennessee, 10/17/04

Fewest Interceptions Thrown, Season, Opponent

3	2020
7	2013
	2005
10	2002

INTERCEPTION RETURN YARDS

TEXANS RECORDS - REGULAR SEASON TEAM

Most Interception Return Yards, Season

483	2014
393	2004
333	2012
302	2019
252	2018
212	2009
205	2003

Most Interception Return Yards, Game

135	at Pittsburgh, 12/8/02
129	at Tennessee, 11/21/21
118	vs. Tennessee, 9/30/12
109	at Washington, 11/18/18
102	at Kansas City, 9/26/04
100	vs. Tennessee, 11/30/14
95	vs. Tennessee, 12/21/03

Most Interception Return Yards, Season, Opponent

400	2017
357	2013
294	2009
277	2002
267	2007
225	2005

Most Interception Return Yards, Game, Opponent

106	vs. Cincinnati, 11/3/02
103	vs. St. Louis, 10/13/13

99	at Tennessee, 9/21/08
98	at Seattle, 10/29/17
96	at San Diego, 10/28/07

INTERCEPTION RETURNS FOR TOUCHDOWN

Most Interceptions Returned for a Touchdown, Season

4	2014
3	2018
	2012
2	2019
	2017
	2015
	2004
	2002

Most Interceptions Returned for a Touchdown, Game

2	vs. Tennessee, 9/30/12
	at Pittsburgh, 12/8/02

Most Interceptions Returned for a Touchdown, Season, Opponent

5	2013
3	2009
	2005
	2003
2	2017
	2010

Most Interceptions Returned for a Touchdown, Game, Opponent

1	24x - last: at Seattle, 10/29/17
---	----------------------------------

TEXANS RECORDS - REGULAR SEASON TEAM

TOTAL TURNOVERS

TAKEAWAYS

Most Takeaways, Season

34	2014 (20 int., 14 fum. recoveries)
30	2004 (22 int., 8 fum. recoveries)
29	2018 (15 int., 14 fum. recoveries)
	2012 (15 int., 14 fum. recoveries)
27	2011 (17 int., 10 fum. recoveries)
	2009 (14 int., 13 fum. recoveries)

Fewest Takeaways, Season

11	2013 (7 int., 4 fum. recoveries)
14	2020 (3 int., 11 fum. recoveries)
16	2017 (11 int. 5 fum. recoveries)
	2005 (7 int., 9 fum. recoveries)
18	2010 (13 int., 5 fum. recoveries)
21	2002 (10 int., 11 fum. recoveries)

Most Takeaways, Game

6	at Tennessee, 12/2/12 (3 int., 3 fum. recoveries)
5	at Tampa Bay, 12/21/19 (4 int., 1 fum. recovery)
	vs. Tennessee, 10/1/17 (4 int., 1 fum. recovery)
	at Cleveland, 11/23/08 (3 int., 2 fum. recoveries)
	at Oakland, 12/3/06 (2 int., 3 fum. recoveries)
	vs. Oakland, 10/3/04 (3 int., 2 fum. recoveries)
	vs. Jacksonville, 9/28/03 (3 int., 2 fum. recoveries)
	at Pittsburgh, 12/8/02 (2 int., 3 fum. recoveries)

GIVEAWAYS

Most Giveaways, Season

38	2007 (21 int., 17 fum.)
32	2008 (20 int., 12 fum.)
31	2013 (22 int., 9 fum.)
29	2002 (15 int., 14 fum.)
28	2017 (17 int., 11 fum.)
	2009 (17 int., 11 fum.)

Fewest Giveaways, Season

16	2018 (9 int., 7 fum.)
17	2012 (13 int., 4 fum.)
18	2020 (7 int., 11 fum.)
	2010 (12 int., 6 fum.)
20	2015 (12 int., 8 fum.)
	2011 (9 int., 11 fum.)
22	2019 (14 int., 8 fum.)
	2014 (13 int., 9 fum.)

Most Giveaways, Game

6	vs. Tennessee, 10/21/07 (3 int., 3 fum.)
5	at San Diego, 10/28/07 (4 int., 1 fum.)
	at Tennessee (OT), 10/29/06 (2 int., 3 fum.)
	at Buffalo, 9/11/05 (3 int., 2 fum.)

4	x16 - last: at Los Angeles Rams, 11/12/17 (2 int., 2 fum.)
---	--

SAFETIES

SAFETIES

Season

3	2002
2	2009
1	2021
	2017
	2016
	2014
	2013
	2012

Season, Opponent

2	2020
	2003
	2002

Game

1	at Arizona, 10/24/21
	vs. Cleveland, 10/15/17
	vs. Jacksonville, 12/18/16
	vs. Jacksonville, 12/28/14
	vs. Tennessee, 9/15/13
	vs. Baltimore, 10/21/12
	at Jacksonville, 12/6/09
	vs. Oakland, 10/4/09
	vs. Baltimore, 12/15/02
	vs. N.Y. Giants, 11/24/02
	vs. Dallas, 9/8/02

Game, Opponent

2	at Buffalo, 11/16/03
1	11x - last: at Chicago, 12/13/20

PENALTIES

PENALTIES

Most Penalties, Season

136	2002
124	2017
121	2003
112	2013
111	2019
108	2012
107	2015
106	2005
	2004

Most Penalties, Game

TEXANS RECORDS - REGULAR SEASON TEAM

14	at Jacksonville, 12/17/17
	at Indianapolis, 12/15/13
	at Jacksonville, 12/5/13
	at Baltimore, 9/22/13
	at Indianapolis, 12/1/02
13	vs. Indianapolis, 10/8/15
	at Indianapolis, 11/8/09
	at Seattle, 10/16/05
Fewest Penalties, Season	
80	2020
	2008
82	2007
87	2017
90	2010
	2006
94	2014
Fewest Penalties, Game	
1	vs. Tennessee, 9/30/12
	vs. Oakland, 10/4/09
	at Oakland, 12/21/08
	vs. Miami, 10/12/08
	vs. Indianapolis, 10/5/08
	at Pittsburgh, 12/8/02
Most Penalties, Season, Opponent	
123	2004
122	2017
117	2018
116	2015
114	2016
109	2019
Most Penalties, Game, Opponent	
14	at Cincinnati, 10/2/05
13	vs. Oakland, 10/3/04
	vs. Buffalo, 10/13/02
12	4x, last; vs. Buffalo 10/14/18
Fewest Penalties, Season, Opponent	
81	2008
	2007
88	2011
90	2012
92	2009
Fewest Penalties, Game, Opponent	
0	vs. New England, 12/1/13
1	at Kansas City, 9/10/20
	at N.Y. Jets, 11/26/06
	vs. Cleveland, 10/30/05
Most Penalties, Season, Both Teams	
246	2017
238	2002
229	2004
223	2015

222	2018
220	2019
Most Penalties, Game, Both Teams	
24	Texans 14 at Baltimore 10, 9/22/13
	Texans 11 vs. Buffalo 13, 10/13/02
23	Texans 9 at Cincinnati 14, 10/2/05
	Texans 14 at Indianapolis, 12/1/02
Fewest Penalties, Season, Both Teams	
156	2020
161	2008
163	2007
186	2006
187	2011
	2009
Fewest Penalties, Game, Both Teams	
2	Texans 2 vs. New England 0, 12/1/13
3	Texans 1 at Oakland 2, 12/21/08
4	Texans 2 at Jacksonville 2, 9/28/08
5	Texans 1 vs. Miami 4, 10/12/08
6	7x - last: Texans 2 vs. Minnesota 4, 10/4/20

PENALTY YARDS

Most Yards Penalized, Season	
1,138	2013
1,050	2017
1,011	2002
961	2003
928	2004
910	2015
Most Yards Penalized, Game	
177	at Jacksonville, 12/5/13
129	vs. Indianapolis, 11/29/09
127	at Jacksonville, 12/17/17
	vs. Tennessee, 12/14/08
125	vs. Indianapolis, 10/8/15
124	vs. Indianapolis, 12/11/16
114	at Indianapolis, 12/15/13
Fewest Yards Penalized, Season	
619	2020
636	2007
664	2008
690	2010
761	2006
Fewest Yards Penalized, Game	
3	vs. Tennessee, 9/30/12
5	vs. Oakland, 10/4/09
	vs. Miami, 10/12/08
	vs. Indianapolis, 10/5/08
10	at Tennessee, 9/21/08
Most Yards Penalized, Season, Opponent	
1,128	2017
991	2015

TEXANS RECORDS - REGULAR SEASON TEAM

979	2004
955	2002
945	2018
863	2012

Most Yards Penalized, Game, Opponent

128	vs. Buffalo, 10/13/02
126	vs. Washington, 9/24/06
120	at Seattle, 10/29/17
117	2x - last: at Cincinnati, 10/2/05
105	at Philadelphia, 12/28/18
104	vs. Buffalo, 10/14/18

Fewest Yards Penalized, Season, Opponent

614	2007
659	2008
678	2020
686	2011
728	2009
767	2003

Fewest Yards Penalized, Game, Opponent

0	vs. New England, 12/1/13
5	at Kansas City, 9/10/20
	at N.Y. Jets, 11/26/06
	vs. Cleveland, 10/30/05
9	vs. N.Y. Jets, 10/19/03
10	vs. Chicago, 12/28/08
	at New England, 12/17/06

Most Yards Penalized, Season, Both Teams

2,178	2017
1,966	2002
1,947	2013
1,907	2004
1,901	2015
1,817	2016

Most Yards Penalized, Game, Both Teams

234	Texans 177 at Jacksonville 57, 12/5/13
217	Texans 93 at Seattle 120, 10/29/17
207	Texans 90 at Cincinnati 117, 10/2/05
203	Texans 75 vs. Buffalo 128, 10/13/02
200	Texans 113 at Baltimore 87, 9/22/13
197	Texans 80 vs. Dallas 117, 9/8/02

71,899	1/3/2016	Jacksonville	W, 30-6
71,897	11/27/2016	San Diego	L, 21-13
71,893	10/27/2019	Oakland	W, 27-24
71,891	10/16/2016	Indianapolis	W, 26-23,(OT)
71,890	9/18/2016	Kansas City	W, 19-12
71,882	10/30/2016	Detroit	W, 20-13

TOP 10 ROAD ATTENDANCE

Attend ance	Date	Opponent	Result
91,159	10/5/2014	Dallas	L, 20-17, (OT)
88,240	9/19/2010	Washington	W, 30-27
84,771	11/3/19	Jacksonville	W, 26-3
79,088	10/8/2012	N.Y. Jets	W, 23-17
78,843	11/21/2010	N.Y. Jets	L, 30-27
78,485	11/5/2006	N.Y. Giants	L, 14-10
77,982	12/15/2018	N.Y. Jets	W, 29-22
77,875	12/5/2004	N.Y. Jets	L, 29-7
77,867	12/4/2016	Green Bay	L, 21-13
77,462	9/21/2014	N.Y. Giants	L, 30-17

OVERALL HOME ATTENDANCE

Year	Games	Total	Average
2002	8	559,322	69,915
2003	8	563,748	70,468
2004	8	565,192	70,649
2005	8	562,397	70,300
2006	8	561,469	70,184
2007	8	564,159	70,520
2008	8	563,364	70,421
2009	8	564,864	70,608
2010	8	568,643	71,081
2011	8	571,969	71,496
2012	8	573,321	71,665
2013	8	573,271	71,659
2014	8	574,132	71,767
2015	8	574,159	71,769
2016	8	574,947	71,868
2017	8	574,197	71,774
2018	8	574,439	71,805
2019	8	574,499	71,812
2020	8	86,800	10,850

OVERALL ROAD ATTENDANCE

Year	Games	Total	Average
2002	8	502,400	62,800
2003	8	497,942	62,242
2004	8	544,857	68,107
2005	8	532,541	66,568
2006	8	524,974	65,622
2007	8	515,869	64,483
2008	8	512,254	64,032
2009	8	484,976	60,622
2010	8	539,982	67,498

ATTENDANCE

ATTENDANCE

TOP 10 HOME ATTENDANCE

Attendance	Date	Opponent	Result
72,025	12/1/2019	New England	W, 28-22
72,008	10/7/2018	Dallas	W, 19-16,(OT)
71,993	9/11/2016	Chicago	W, 23-14
71,908	12/13/2015	New England	L, 27-6

TEXANS RECORDS - REGULAR SEASON TEAM

2011	8	487,733	60,967	2017	8	506,250	63,281
2012	8	540,654	67,582	2018	8	538,041	67,255
2013	8	530,412	66,302	2019	8	501,491	62,686
2014	8	541,851	67,732	2020	8	52,342	7,791
2015	8	524,655	65,581				
2016	8	480,790	60,099				