

NEW YORK JETS GAME INFORMATION



AT



WEEK 17 • GAME 16

Sunday, December 29, 2019 • 1:00 p.m. • CBS • New Era Field

TABLE OF CONTENTS



GAME INFORMATION

- GAME NOTES 4
- COMMUNITY NOTES 6
- GAME PREVIEW 7
- MATCHUP HISTORY 8
- PROBABLE STARTERS 9
- BY THE NUMBERS 11

STAFF BIOS

- JOE DOUGLAS 13
- HYMIE ELHAI 14
- ADAM GASE 15
- COACHING CAPSULES 17

STATS PACK

- SEASON STATISTICS 21
- DEFENSIVE STATISTICS 22
- PLAYER PARTICIPATION 23
- GAME-BY-GAME STARTERS 24
- SEASON SUPERLATIVES 25
- THE LAST TIME 26

ROSTER BREAKDOWN

- BUILDING THE JETS 30
- HOMETOWN BREAKDOWN 31
- PERSONNEL MOVES 32
- HEADSHOT ROSTER 35
- DEPTH CHART 43
- ALPHABETICAL ROSTER 44
- NUMERICAL ROSTER 45

COMMUNICATIONS CONTACTS

Twitter: @NYJetsPR

Instagram: @nyjetspr

Main: newyorkjets-mediarelations@jets.nfl.com

Eric Gelfand egelfand@jets.nfl.com

Jared Winley jwinley@jets.nfl.com

Meghan Gilmore mgilmore@jets.nfl.com

Nikolaos Filis nfilis@jets.nfl.com

Danielle Bonnett dbonnett@jets.nfl.com

Morgan Evans mevans@jets.nfl.com

Rebekah Katz rkatz@jets.nfl.com

Victoria Monica vmonica@jets.nfl.com

Ryan Perez rperez@jets.nfl.com

PRESEASON

2-2



@

@

vs

vs

L

W

L

W

22-31

22-10

13-28

6-0

8/8

8/15

8/24

8/29

REGULAR SEASON

6-9



vs

vs

@

@

L

L

L

L

16-17

3-23

14-30

6-31

9/8

9/16

9/22

10/6

BYE WEEK



vs

vs

@

@

W

L

L

L

24-22

0-33

15-29

18-26

10/13

10/21

10/27

11/3



vs

@

vs

@

W

W

W

L

34-27

34-17

34-3

6-22

11/10

11/17

11/24

12/1



vs

@

vs

@

W

L

W

12/29

22-21

21-42

16-10

1:00PM

12/8

12/12

12/22

CBS

HOME

Weeks 5-16 subject to NFL Flex schedule

GAME INFORMATION



HEADLINES

ADAM GASE: With last week's 16-10 win vs. PIT (12/22), New York Jets Head Coach **Adam Gase** notched his 24th win in a one-score game (+/- eight points) as a head coach (MIA 2016-18, Jets 2019-). **Gase** has posted a career 24-8 record in one-score contests and his .750 winning percentage in those games is the best in the league among active head coaches with at least 15 such contests since he became a head coach in 2016.

Win/Loss Percentage in One Score Games • 2016-Present (+/- Eight Points • minimum 15 games)

Coach	Team	Ws	Ls	Ts	Pct.
Adam Gase	MIA/Jets	24	8	0	.750
Bill Belichick	NE	16	7	0	.696
Jon Gruden	OAK	10	5	0	.667
Mike Tomlin	PIT	25	14	1	.638
Sean McVay	LAR	12	7	0	.632
Pete Carroll	SEA	24	16	1	.598
Jason Garrett	DAL	19	13	0	.594
Sean Payton	NO	19	13	0	.594
Sean McDermott	BUF	13	9	0	.591
Bill O'Brien	HST	23	17	0	.575

SINCE WEEK 10: Over their last seven games, the Jets have posted a 5-2 record and have improved their rankings in several offensive and defensive categories from the season's first eight weeks. Among the biggest improvements includes moving from tied for 28th to tied for third in total wins and moving from 32nd in points scored per game to tied for 11th.

2019 New York Jets Numbers & Rankings (Week 1-8 vs. Week 9-16)

	Week 1-8		Week 9-16		Improve
	No.	Rank	No.	Rank	
Wins	1	t-28	5	t-3	25
Points/Game Scored	12.0	32	23.9	t-11	21
Total Yards/Game (Off)	223.5	32	329.9	21	11
3rd Down Pct. (Off)	22.8%	32	38.1%	18	14
Red Zone TD Pct. (Off)	50.0%	t-21	61.1%	11	10
Sacks Allowed	37	32	13	t-8	24
Points/Game Allowed	26.4	25	20.3	10	15
Total Yards/Game (Def)	352.3	17	291.9	4	13
3rd Down Pct. (Off)	45.1%	25	33.7%	8	17
Red Zone TD Pct. (Off)	63.6%	26	50.0%	t-8	18
Sacks	13.0	t-28	21.0	t-6	22

OPENING DRIVES: This season, the Jets have opened the game with a score on their initial possession seven times, including five consecutive weeks from Week Eight through Week 12, with five touchdowns, including matching a franchise record with opening touchdown drives in four straight from Weeks Eight to Week 11. Over the last nine games, the Jets lead the league in most points scored on opening possessions with 40 points.

Opening Drive Scoring • Last Nine Games

Rank	Team	TDs	FGs	Points
1.	Jets	5	2	40
2t.	SF	4	2	34
2t.	KC	5	0	34
2t.	OAK	4	2	34
5.	BLT	4	1	31

RUSHING DEFENSE: This season, the Jets rushing defense ranks second in the league, holding opponents to an average of just 87.9 yards per game and just 3.32 yards per carry. They have held their opponents to under 75 yards rushing in nine games this season, also the second most in the league. Additionally, the Jets lead the league with 109 tackles for no gain or negative yardage, excluding drives with kneel downs (according to Radar360).

Games w/ ≤75 Rushing Yards Allowed • 2019

Rank	Team	Games
1.	TB	11
2.	Jets	9
3.	PHI	8
4t.	BLT	6
4t.	MIN	6
4t.	NE	6
4t.	NO	6

Opp. Rush Atts. for No Gain or Negative Yards • 2019 (excluding kneel downs • according to Radar360)

Rank	Team	Rush ≤0 Yards	Total Yards Lost
1.	Jets	109	-139
2.	CIN	91	-89
3.	TB	88	-98
4.	PIT	86	-109
5.	NYG	84	-89



JAMAL ADAMS: Last week, safety **Jamal Adams** was selected to his second-consecutive Pro Bowl as a starter, only the second time in franchise history a safety has made consecutive Pro Bowl appearances and the first since Erik McMillan in 1988-89. This season, **Adams** leads the team in total tackles (85) and quarterback hits (15) while ranking second in sacks (6.5) and passes defended (seven). Additionally, **Adams** is one of two players in the league with an interception returned for a touchdown and a fumble recovery for a touchdown.

Defensive Touchdown Leaders • 2019

Rank	Player	Team	INT TDs	FR TDs	Total TDs
1t.	Jamal Adams	Jets	1	1	2
1t.	Jadeveon Clowney	SEA	1	1	2
1t.	Minkah Fitzpatrick	PIT	1	1	2
1t.	Stephon Gilmore	NE	2	0	2
1t.	Erik Harris	OAK	2	0	2
1t.	Marlon Humphrey	BLT	0	2	2
1t.	Marcus Peters	BLT	2	0	2
1t.	Ndamukong Suh	TB	0	2	2



GAME NOTES

HEADLINES CONTINUED

TARELL BASHAM: In the last two weeks, linebacker **Tarell Basham** has registered a sack, his first career interception and blocked punt. He joins former defensive back Antonio Allen as the only Jets players (since 1991) to register a blocked punt, an interception and a sack in the same season.

Players w/ INT, Sack & Blocked Punt in a Season • Since 2010

Player	Team	Season	INT	Sack	Blk Punt
Tarell Basham	Jets	2019	1	1	1
Cory Littleton	LAR	2018	4	3	2
Dont'a Hightower	NE	2018	1	1	1
Cory Littleton	LAR	2017	1	1	2
T.J. McDonald	SL	2014	2	1	1
Dekoda Watson	TB	2013	2	1	1
Antonio Allen	Jets	2013	1	1	2
Mike Harris	JAX	2012	1	1	1

BRAXTON BERRIOS: Among qualified punt returners this season, wide receiver/punt returner **Braxton Berrios**, a waiver claim following roster cutdowns before this season, leads the league with an 11.6 average. Additionally, **Berrios**, in his first season playing after missing his rookie year with an injury, has registered 13 returns of 10+ yards this season, tied for the most in the league.

Punt Return Average Leaders • 2019 Season

(among qualified players • min. 1.25 returns per game)

Rank	Player	Team	PR	PR Yds	PR Avg
1.	Braxton Berrios	Jets	20	231	11.6
2.	DeAndre Carter	HST	20	189	9.4
3.	Deonte Harris	NO	34	319	9.4
4.	Tarik Cohen	CHI	33	302	9.2
5.	Gunner Olszewski	NE	20	179	8.9

MARCUS MAYE: With his interception in the end zone last week vs. PIT (12/22), safety **Marcus Maye** registered the third red zone interception of his career, with one coming in each of the last three seasons. For **Maye**, he has twice picked off passes in the end zone, including his interception to cap the win vs. DEN (10/07/18), which he returned 104 yards, the longest return in franchise history.

Red Zone Interceptions • Safeties

(from 2017-19)

Rank	Player	Team	INTs	INT Yds
1t.	Duron Harmon	NE	3	0
1t.	Marcus Maye	Jets	3	116
3t.	Kevin Byard	TEN	2	7
3t.	Blake Countess	Jets	2	19
3t.	John Johnson	LAR	2	69
3t.	Daniel Sorensen	KC	2	3
3t.	Shawn Williams	CIN	2	41

GAME AT A GLANCE

All-Time Record vs. BUF: 55-62 (0-1 Postseason)
All-Time ROAD Record at BUF: 25-32
Last Time vs. BUF: L, 16-17 vs. BUF (09/08/19)
First Time vs. BUF: W, 27-3 vs. BUF (09/11/60)
Current Streak: Lost One
Most Points Scored: 48, vs. BUF (09/09/12)
Fewest Points Allowed: 3, 4X last vs. BUF (10/12/03)
Largest Margin of Victory: 39, vs. BUF (09/15/85)

Coach	HC Experience	W/L	Postseason
Adam Gase	4th Season NYJ (2019-) MIA (2016-18)	29-34 6-9 23-25	0-1 0-0 0-1
Sean McDermott	3rd Season	25-22	0-1

PRONUNCIATION GUIDE

TARELL BASHAM tuh-RELL BASH-em
LE'VEON Bell LAY-vee-on
LACHLAN Edwards LOCK-lan
MATTHIAS Farley mah-THY-iss
FOLORUNSO FATUKASI foe-luh-RUN-sho faa-too-KAH-see
JONOTTHAN Harrison Jonathan
Leo KOLOAMATANGI kah-low-uh-mah-tong-ee
Harvey LANGI laun-GEE
Frankie LUVU lou-Voo
Arthur MAULET mah-LETT
Steve McLENDON mah-CLEN-duhn
BILAL Powell buh-LAHL
Brent QVALE KWAH-lee
DEMARIUS Thomas duh-MARE-ee-us
TREVON Wesco tray-VON
QUINNEN Williams quinn-EN
Paul WORRILOW worr-low

BROADCAST COVERAGE

Television: CBS

Play-by-play: Tom McCarthy **Analyst:** Jay Feely
Producer: Sellers Shy **Director:** Chris Svendsen

Jets Radio: 98.7 FM WEPN (ESPN Radio)

Play-by-play: Bob Wischusen **Analyst:** Marty Lyons

Producer: Joe Loughran

Pre- and Post-Game: Dan Graca & Greg Buttle

En Español Radio: WADO 1280

Play-by-play: Clemson Smith-Muñiz

Analyst: Oscar Benítez

Jets Radio Network: WCHR - 105.7FM - Ocean, NJ; WHTK - 107.3FM/1280AM - Rochester, NY; WTMM - 104.5FM - Albany, NY

JONOTTHAN HARRISON SURPRISES STUDENT WITH SUPER BOWL LIV TICKETS

On Tuesday, December 17, **Jonotthan Harrison** received his Walter Payton Man of the Year Award from 10 Whippany Park High School students who participated in the United Way Varsity Letter Program through NFL's Huddle for 100.

As part of the season long NFL 100 celebration, Huddle for 100 looks to inspire one million people to volunteer 100 minutes with the goal of 100 million minutes volunteered by Super Bowl LIV.

Senior Juliana Campesi, who accrued the most volunteer hours with 218 to date, presented the award to Harrison. Through the program students received a varsity letter for volunteerism by completing a required number of hours of community service. After accepting the award, **Harrison** chose one student, Junior Emma Zachary, at random to win a trip for two to the Super Bowl LIV in Miami, FL.



Junior Emma Zachary with center **Jonotthan Harrison** receiving two tickets to Super Bowl LIV in Miami, FL.

50/50 RAFFLE

Presented by Florida Tech

LAST WEEK: During Week 16, the total jackpot for the 50/50 raffle was \$66,325. The recipient, **Jets Foundation** received \$33,162.



UPSTANDER OF THE WEEK

The New York Jets, STOMP Out Bullying and Bethpage Federal Credit Union have named Clara R. of Cottage Lane Elementary School in Blauvelt, NY, this week's Jets Upstander of the Week.



For each of the 16 weeks during the season, the Jets have asked schools to submit a photo and description of a student that is an Upstander.

"During lunch, Clara made a very clear decision to go and sit with a student whom she noticed was by himself," said educator, Kristy Nadler. "This is not a student she usually sits with at lunch, but it was evident she didn't want him to be alone."



End The Hate...
Change The Culture

Through the organization's collaboration with STOMP Out Bullying, along with support from Bethpage Federal Credit Union, the Jets have provided educator prevention toolkits to over 1,500 schools in the tri-state area at no cost, conducted an annual Jets Tackle Bullying Symposium, created awareness through a robust PSA campaign and annually host an anti-bullying awareness day at MetLife Stadium on game day. To help the Jets tackle bullying please go to www.nyjets.com/community/tackle-bullying.



Week 16 Upstander of the Week

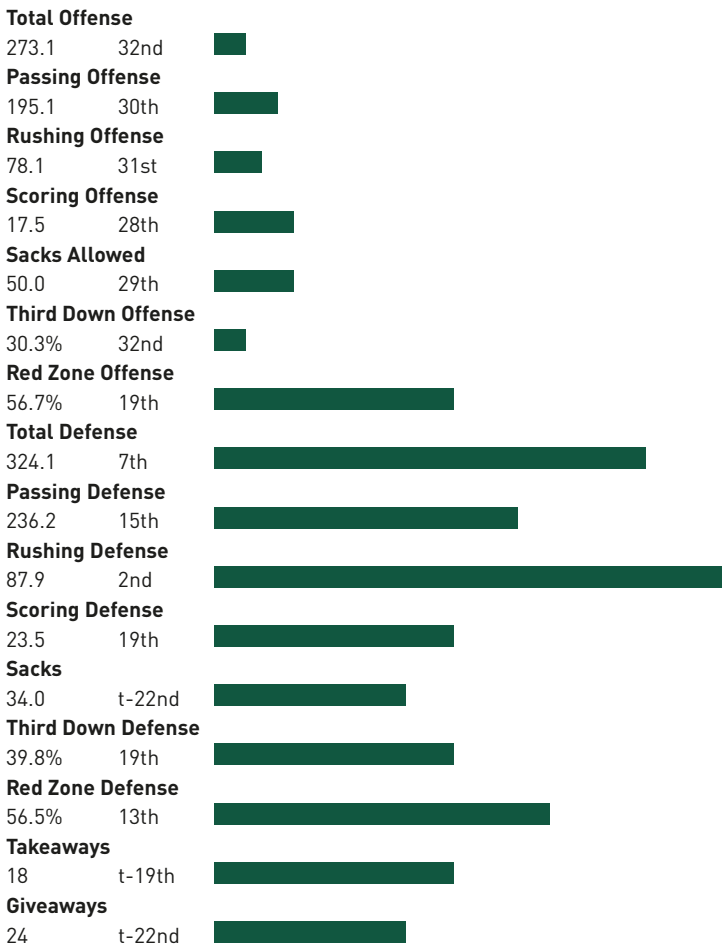
Sarah A. - Cottage Lane Elementary School in Blauvelt, NY.



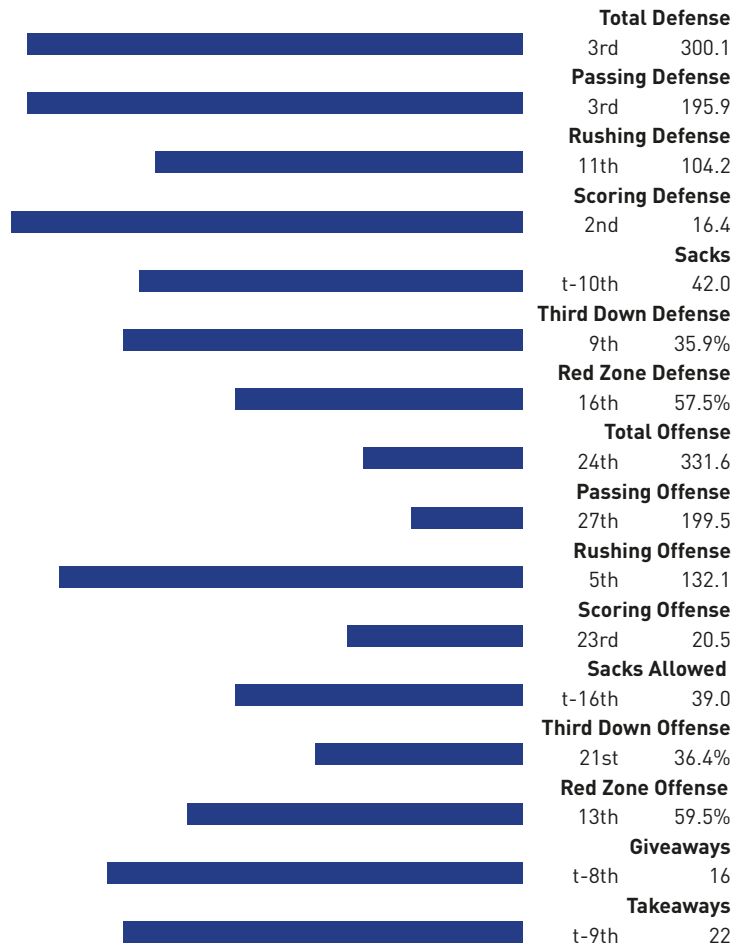
GAME PREVIEW

GAME MATCHUP

New York Jets



Buffalo Bills



STATISTICAL LEADERS

Category	Jets	No.
Completion Percentage	S. Darnold	61.7%
Passing Yards	S. Darnold	2,825
Passer Rating	S. Darnold	85.1
Rushing Yards	L. Bell	748
Rushing Touchdowns	L. Bell	3
Receptions	J. Crowder	70
Receiving Yards	R. Anderson	729
Receiving Touchdowns	Three Tied	5
Yards From Scrimmage	L. Bell	1,173
First Downs	L. Bell	50
Tackles	J. Adams	85
Sacks	J. Jenkins	7.0
Interceptions	N. Hewitt	2
Forced Fumbles	J. Adams	2
Special Teams Tackles	H. Langi • F. Luvu	12
Punt Return Average	B. Berrios	11.6
Kick Return Average	V. Smith	31.4
Scoring • Non-Kicking	R. Anderson • R. Griffin	32
Scoring	S. Ficken	73

Category	Bills	No.
Completion Percentage	J. Allen	58.8%
Passing Yards	J. Allen	3,084
Passer Rating	J. Allen	85.6
Rushing Yards	D. Singletary	775
Rushing Touchdowns	J. Allen	9
Receptions	J. Brown	72
Receiving Yards	J. Brown	1,060
Receiving Touchdowns	C. Beasley • J. Brown	6
Yards From Scrimmage	J. Brown	1,067
First Downs	J. Brown	54
Tackles	T. Edmunds	113
Sacks	J. Phillips	9.5
Interceptions	T. White	6
Forced Fumbles	J. Poyer	3
Special Teams Tackles	S. Neal	8
Punt Return Average	A. Roberts	8.0
Kick Return Average	A. Roberts	26.6
Scoring • Non-Kicking	J. Allen	56
Scoring	S. Hauschka	90

MATCHUP HISTORY



OVERALL: 55-62 (0-1 Postseason)				HOME: 30-30 (0-1 Postseason)				AWAY: 25-32							
09/11/60	BUFFALO	W	27-3	11/02/75	BUFFALO	L	23-24	09/15/91	BUFFALO	L	20-23	12/10/06	BUFFALO	L	13-31
10/16/60	at Buffalo	W	17-13	10/10/76	BUFFALO	W	17-14	12/01/91	at Buffalo	L	13-24	09/30/07	at Buffalo	L	14-17
09/17/61	BUFFALO	L	31-41	10/31/76	at Buffalo	W	19-14	10/26/92	BUFFALO	L	20-24	10/28/07	BUFFALO	L	3-13
11/23/62	BUFFALO	W	21-14	10/09/77	at Buffalo	W	24-19	12/06/92	at Buffalo	W	24-17	11/02/08	at Buffalo	W	26-17
09/22/62	at Buffalo	W	17-6	11/06/77	BUFFALO	L	10-14	10/24/93	BUFFALO	L	10-19	12/14/08	BUFFALO	W	31-27
12/08/62	BUFFALO	L	3-20	10/08/78	BUFFALO	W	45-14	12/26/93	at Buffalo	L	14-16	10/18/09	BUFFALO	L	13-16 (OT)
12/08/63	at Buffalo	L	14-45	09/10/78	at Buffalo	W	21-20	09/04/94	at Buffalo	W	23-3	12/03/09	at Buffalo	W	19-13
12/14/63	BUFFALO	L	10-19	09/23/79	at Buffalo	L	31-46	11/06/94	BUFFALO	W	22-17	[Toronto]			
10/24/64	at Buffalo	L	24-34	11/11/79	BUFFALO	L	12-14	10/08/95	at Buffalo	L	10-29	10/03/10	at Buffalo	W	38-14
11/08/64	BUFFALO	L	7-20	09/14/80	at Buffalo	L	10-20	11/19/95	BUFFALO	L	26-28	01/02/11	BUFFALO	W	38-7
09/26/65	at Buffalo	L	21-33	11/09/80	BUFFALO	L	24-31	10/20/96	BUFFALO	L	22-25	11/06/11	at Buffalo	W	27-11
12/19/65	BUFFALO	W	14-12	09/06/81	at Buffalo	L	0-31	11/24/96	at Buffalo	L	10-35	11/27/11	BUFFALO	W	28-24
10/30/66	BUFFALO	L	23-33	10/18/81	BUFFALO	W	33-14	09/07/97	BUFFALO	L	22-28	09/09/12	BUFFALO	W	48-28
11/13/66	at Buffalo	L	3-14	12/27/81	BUFFALO	L	27-31	11/30/97	at Buffalo	L	10-20	12/30/12	at Buffalo	L	9-28
09/10/67	at Buffalo	L	17-20		(AFC Wild Card Playoff)			11/08/98	BUFFALO	W	34-12	09/22/13	BUFFALO	W	27-20
11/12/67	BUFFALO	W	20-10	10/03/83	at Buffalo	W	34-10	12/19/98	at Buffalo	W	17-10	11/17/13	at Buffalo	L	14-37
09/29/68	at Buffalo	L	35-37	11/13/83	BUFFALO	L	17-24	09/19/99	at Buffalo	L	13-17	10/26/14	BUFFALO	L	23-43
11/03/68	BUFFALO	W	25-21	09/23/84	at Buffalo	W	28-26	11/21/99	BUFFALO	W	17-7	11/24/14	at Buffalo	L	3-38
09/14/69	at Buffalo	W	33-19	12/08/84	BUFFALO	W	21-17	09/17/00	BUFFALO	W	27-14	[Detroit]			
11/09/69	BUFFALO	W	16-6	09/15/85	BUFFALO	W	42-3	10/29/00	at Buffalo	L	20-23	11/12/15	BUFFALO	L	17-22
10/04/70	at Buffalo	L	31-34	12/08/85	at Buffalo	W	27-7	10/07/01	at Buffalo	W	42-36	01/03/16	at Buffalo	L	17-22
10/25/70	BUFFALO	L	6-10	09/07/86	at Buffalo	W	28-24	12/30/01	BUFFALO	L	9-14	09/15/16	at Buffalo	W	37-31
10/17/71	BUFFALO	W	28-17	10/05/86	BUFFALO	W	14-13	09/08/02	at Buffalo	W	37-31 (OT)	01/01/17	BUFFALO	W	30-10
11/21/71	at Buffalo	W	20-7	09/13/87	at Buffalo	W	31-28	11/24/02	BUFFALO	W	31-13	09/10/17	at Buffalo	L	12-21
09/17/72	at Buffalo	W	41-24	11/22/87	BUFFALO	L	14-17	10/12/03	BUFFALO	W	30-3	11/02/17	BUFFALO	W	34-21
11/12/72	BUFFALO	W	41-3	10/17/88	BUFFALO	L	14-37	12/07/03	at Buffalo	L	6-17	11/11/18	BUFFALO	L	10-41
09/30/73	at Buffalo	L	7-9	11/20/88	at Buffalo	L	6-9 (OT)	10/10/04	BUFFALO	W	16-14	12/09/18	at Buffalo	W	27-23
12/16/73	BUFFALO	L	14-34	10/22/89	at Buffalo	L	3-34	11/07/04	at Buffalo	L	17-22	09/08/19	BUFFALO	L	16-17
09/29/74	at Buffalo	L	12-16	12/23/89	BUFFALO	L	0-37	10/16/05	at Buffalo	L	17-27				
12/08/74	BUFFALO	W	20-10	09/24/90	BUFFALO	L	7-30	01/01/06	BUFFALO	W	30-26				
09/21/75	at Buffalo	L	14-42	10/21/90	at Buffalo	L	27-30	09/24/06	at Buffalo	W	28-20				

SINGLE-GAME RECORDS

PASSING YARDS

Player	Cmp/Att	Yds	Date
1. Richard Todd	28/51	377	12/27/81
2. Ryan Fitzpatrick	24/34	374	09/15/16

PASSING TOUCHDOWNS

Player	TDs	Date
1t. Three Tied, Most Recently		
Mark Sanchez	4	11/27/11

RUSHING YARDS

Player	Att	Yds	Date
1. Thomas Jones	22	210	10/18/09
2. Freeman McNeil	18	192	09/15/85

RUSHING TOUCHDOWNS

Player	TDs	Date
1t. Kevin Long	3	10/08/78
Matt Forté	3	09/15/16

RECEPTIONS

Player	Rec	Date
1. Clark Gaines	12	09/14/80
2t. Four Tied, Most Recently		
Laveranues Coles	10	09/24/06

RECEIVING YARDS

Player	Yds	Date
1. Don Maynard	180	12/19/65
2. George Sauer	170	11/12/67

RECEIVING TOUCHDOWNS

Player	TDs	Date
1. Wesley Walker	3	09/23/84
2t. 12 Tied, Most Recently		
Stephen Hill	2	09/09/12

FIELD GOALS

Player	FGs	Date
1. Jim Turner	6/8	11/03/68
2t. Four Tied, Most Recently		
Jay Feely	4/4	12/03/09

LONGEST PLAYS

LONGEST PASSING PLAY

Player	Yds	Date
1. Ken O'Brien to Wesley Walker	96t	12/08/85
2t. Ken O'Brien to Wesley Walker	71t	09/07/86
Vinny Testaverde to Dedric Ward	71t	12/19/98

LONGEST RUSHING PLAY

Player	Yds	Date
1. Thomas Jones	71t	10/18/09
2t. Freeman McNeil	69	09/15/85
Chris Ivory	69	11/17/13

THE LAST TIME

300-YARD PASSER

By JETS: 374 (24-34 | 1 TD | 0 INT), Ryan Fitzpatrick, 09/15/16
 By OPP: 328 (22-38 | 1 TD | 1 INT), J.P. Losman, 09/24/06

100+ QUARTERBACK RATING

By JETS: 106.3 (14-20 | 1 TD | 0 INT), Josh McCown, 11/02/17
 By OPP: 117.4 (15-25 | 2 TD | 0 INT), Matt Barkley, 11/11/18
 (min. 20 attempts)

100-YARD RUSHER

By JETS: 100 (30 att. | 3 TD), Matt Forté, 09/15/16
 By OPP: 101 (9 att. | 1 TD), Josh Allen, 12/09/18

100-YARD RECEIVER

By JETS: 126 (6 rec. | 1 TD), Eric Decker, 09/15/16
 101 (6 rec. | 0 TDs), Brandon Marshall, 09/15/16
 By OPP: 123 (7 rec. | 1 TD), John Brown, 09/08/19

MULTI-TOUCHDOWN PERFORMANCE

By JETS: 2 (2 rush TDs), Matt Forté, 11/02/17
 By OPP: 2 (2 rush TDs), LeSean McCoy, 11/11/18

SPECIAL TEAMS RETURN TOUCHDOWN

By JETS: 68-yard punt return, Jeremy Kerley, 09/09/12
 By OPP: 0-yard blocked punt recovery, Manny Lawson, 11/24/14



PROBABLE STARTERS

OFFENSE

WR 11 ROBBY ANDERSON 4th Season

Registered the second-longest offensive play in franchise history with a 92-yard touchdown catch and run vs. DAL (10/13). Became the fifth player in the league since 1970 to reach 3,000+ career receiving yards in his first four seasons after going undrafted.

LT 68 KELVIN BEACHUM 8th Season

Team captain who has started 45 games at left tackle since joining the Jets (2017). Helped protect Sam Darnold at WAS (11/17), as the QB threw four touchdown passes, a new career high.

LG 71 ALEX LEWIS 4th Season

Acquired via trade during training camp, has started at left guard since Week Five. Part of an offensive line that helped pave the way for the consecutive 400-yard efforts at WAS (11/17) and vs. OAK (11/24).

C 78 JONOTTHAN HARRISON 3rd Season

Veteran center who joined the Jets as a free agent in 2017. Has played in 83 career games, including 40 starts. Has appeared in all 15 games this season (nine starts). Helped protect QB Sam Darnold vs. OAK (11/24), who recorded 315 passing yards.

RG 77 TOM COMPTON 7th Season

Veteran offensive lineman who joined the Jets this year. Has played in 99 career games, including 35 starts. Has appeared in 14 games this season, including starting in the win vs. OAK (11/24) when the offense produced a season high 401 total yards. Missed last week vs. PIT (12/22) due to an injury.

T 72 BRANDON SHELL 4th Season

Has started 10 of 14 games this season at right tackle, while also playing left tackle following an injury to Kelvin Beachum vs. DAL (10/13). For his career, has seen action in 48 games (39 starts).

TE 87 DANIEL BROWN 5th Season

Has totaled four receptions for 40 yards and one touchdown after appearing in all 15 games this season.

WR 82 JAMISON CROWDER 5th Season

Has registered 767 receiving yards on a single season career-high 70 receptions. Only the second player to produce 75+ receiving yards and a receiving TD in three consecutive games (Week 9-11) this season.

WR 18 DEMARIUS THOMAS 10th Season

Recorded first touchdown as a Jet vs. MIA (12/8). The four-time Pro Bowler ranks third in receiving yards (9,763) and third in receiving touchdowns (63) among active wide receivers in the league. Missed the last two weeks (at BLT 12/12 and vs. PIT 12/22) due to an injury.

QB 14 SAM DARNOLD 2nd Season

Since Week 10, the team captain ranks in the top 10 across the league in passing yards (1,748), passing touchdowns (12) and QB rating (96.0). Has thrown multiple touchdowns in four of the last six games.

RB 26 LE'VEON BELL 6th Season

Became the fastest player (63 career games) to reach 8,000 yards from scrimmage when he surpassed the total in his first play as a Jet. Has averaged 120.6 yards per game played in his career, the third best in NFL history among all players with at least 50 games played. Rushed for a season-high 87 yards in Week 15 at BLT (12/12).

KEY RESERVES

RB 29 BILAL POWELL 9th Season

The team's longest-tenured player. Moved into eighth place on the franchise's all-time rushing list vs. MIA (12/8). Among all the rushers in the franchise's top 10 all-time rushing list, his 4.33 yards per carry rank second.

SPECIALISTS

P 4 LACHLAN EDWARDS 4th Season

Set single-season franchise records in net punting average in each of the last two seasons (40.5 and 40.8), opening the 2019 season vs. BUF (9/8) by matching his single-game best with five punts inside the 20-yard line, including one downed at the two-yard line which led to a safety on the ensuing play. Has registered 106 punts inside the 20 since entering the league, the seventh most among all NFL punters.

K 9 SAM FICKEN 1st Season

Connected on a 44-yard walkoff field goal vs. MIA (12/8), winning the game 22-21. At home vs. PIT (12/22), converted a 54-yard field goal, marking the longest of his career.

LS 42 THOMAS HENNESSY 3rd Season

Appeared in all 47 games since joining the team via trade (2017). Helped Jason Myers convert 91% of his field goal attempts en route to Myers' Pro Bowl season (2018) and helped Lachlan Edwards establish a franchise record in net punting average for the second straight season. Tied for fifth on the team in special teams tackles this season with six.

PROBABLE STARTERS



DEFENSE

DL 96 HENRY ANDERSON 5th Season

Has started every game since Week Nine at MIA (11/3) after missing three games due to injury. Recorded his first sack of the season at WAS (11/17) and has 13 quarterback hits on the season.

DL 99 STEVE McLENDON 10th Season

Veteran leader, two-time team captain and the team's most experienced defensive player, who signed a contract extension prior to the Week Six game vs. DAL (10/13) has started every game this season. Recovered a fumble to end the opening drive vs. BUF (9/8) and is tied for the fourth most sacks on the team (2.5).

DL 95 QUINNEN WILLIAMS Rookie

Entered the league as the third-overall pick by the Jets in the 2019 NFL Draft. Has recorded 32 tackles, 2.5 sacks, eight tackles for loss, a pass defended, seven quarterback hits and a fumble recovery in 12 games (seven starts) this season.

OLB 48 JORDAN JENKINS 4th Season

Registered 2.0 sacks in the win vs. MIA (12/8) to become the team leader this season with 7.0 total sacks. Since entering the league in 2016, is one of just 11 players with at least 10.0 sacks, five forced fumbles and five fumble recoveries.

ILB 58 JAMES BURGESS 4th Season

Started the last eight games after being elevated from the practice squad. Second on the team in total tackles (78), including six for loss, a sack and a safety at MIA (11/3).

ILB 46 NEVILLE HEWITT 5th Season

Has totaled 72 tackles this season, third on team, including a career best 16 at PHI (10/6). Registered an interception vs. BUF (9/8) and his second of the season at WAS (11/17). Has 3.0 sacks on the season.

OLB 51 BRANDON COPELAND 5th Season

Has played both inside and outside linebacker this season, registering 39 tackles, 1.5 sacks and four tackles for loss in the last 10 games, including a career best nine tackles at MIA (11/3).

CB 27 DARRYL ROBERTS 5th Season

Leads the team in passes defended (eight) and ranks fourth on the team in tackles (62). Recorded the third interception of his career vs. CLV (9/16).

CB 23 ARTHUR MAULET 3rd Season

In his first year as a Jet, has totaled 32 tackles in 11 games, including three tackles for loss vs. OAK (11/24).

S 33 JAMAL ADAMS 3rd Season

The 2019 Pro Bowl selection leads the team with 85 tackles this season. Scored his first career touchdown on a 61-yard interception return at NE (9/22). Has recorded 6.5 sacks, including becoming one of just eight defensive backs in league history with a 3.0 sack performance (at WAS 11/17).

S 20 MARCUS MAYE 3rd Season

Has started all 37 games he's appeared in, including all 15 this season. Recorded his first interception of the season last week vs. PIT (12/22) in the red zone, making it his third career red zone interception since 2017, which is tied for the most in the league in that span. Has posted 57 tackles and six passes defended in 2019.

KEY RESERVES

CB 31 BLESS AUSTIN Rookie

Drafted by the Jets in the sixth round of the 2019 NFL Draft. Was activated from reserve/NFI vs. NYG (11/10) and has started every game since Week 11 at WAS (11/17). Has 24 tackles and five passes defended in six games.

LB 93 TARELL BASHAM 3rd Season

Joined the team as a waiver claim last season (2018). Has appeared in all 15 games (two starts) and posted 34 tackles, including seven for loss, 2.0 sacks and six quarterback hits this season. Recorded his first career punt block at BLT (12/12), which was returned for a touchdown by B.J. Bello and his first career interception vs. PIT (12/22).

DL 94 FOLORUNSO FATUKASI 2nd Season

Drafted in the sixth round of the 2018 NFL Draft. Through his 13 appearances this season, has produced 32 tackles, 12 tackles for loss, five quarterback hits and one pass defended. Registered his first career sack last week vs. PIT (12/22).

CB 21 NATE HAIRSTON 3rd Season

Acquired via trade before the start of the regular season. Has seen action in 10 games this season including six starts. Recorded his second career interception vs. MIA (12/8).

DL 98 KYLE PHILLIPS Rookie

Entered the league as an undrafted rookie free agent (2019). Leads the team with 16 tackles for loss (according to coaches stats). According to Radar360, ranks tied for fifth among all rookies in tackles for loss with seven.

CB 34 BRIAN POOLE 4th Season

Free agent signing this offseason, who is one of just six defensive backs with 25+ passes defended, 12+ quarterback hits and 12+ tackles for loss since 2016 (according to Radar360). Has scored twice on defense this year, first a safety vs. BUF (9/8) and later on his first career pick-six vs. OAK (11/24).

RETURNERS

KR 88 TY MONTGOMERY 5th Season

Unrestricted free agent signing who has totaled 18 kickoff returns this season for a total of 364 yards and an average of 20.2 yards per return. Since entering the league in 2015, ranks 13th in the league in kickoff return average with 21.8 yards among players with at least 50 kickoff returns.

PR 10 BRAXTON BERRIOS 2nd Season

Waiver claim at final cutdowns who made his NFL debut vs. BUF (9/8) after missing his rookie season with an injury. Ranks first in the league among qualified punt returners with an average of 11.6 yards this season including a season-long 26-yard return vs. OAK (11/24). On offense, reeled in a 69-yard reception vs. OAK (11/24), which set up a one-yard touchdown the following play.



BY THE NUMBERS

.750

Head Coach **Adam Gase** has posted a career 24-8 record in one-score contests and his .750 winning percentage in those games is the best in the league among any head coach with at least 15 such contests since 2016.

40

This season, the Jets have scored 40 points on their opening drives, with six scores (four touchdowns and two field goals) coming between Week Eight-12 and a touchdown in Week 16. Their six-consecutive weeks scoring on an opening drive matches the franchise record set in 2008.

2

Linebacker **Tarell Basham** recorded a sack, interception and a blocked punt in the last two games (Week 15-16), making him the second player in franchise history since 1991 to do so in the same season, joining Antonio Allen in 2013.

43

The Jets have scored 43 non-offensive points this season (five touchdowns and two safeties), the second most non-offensive points scored in the league.

3.0

For the first time in franchise history, the Jets defense has held opposing offenses to an average of 3.0 rushing yards or less per carry in eight games through Week 16, which is also currently tied for the most games in the league with TB.

44

Kicker **Sam Ficken** converted a walk-off, game-winning 44-yard field goal vs. MIA (12/8), which marks the 23rd walk-off field goal and the longest in franchise history.

3

Last week vs. PIT (12/22), safety **Marcus Maye** recorded his first interception of the season and his third-career interception in the red zone since entering the league in 2017, tying him with Duron Harmon (NE) and Josh Norman (WAS) for the most in the league.

70

Wide receiver **Jamison Crowder** tallied four receptions last week vs. PIT (12/22), raising his season total to 70 receptions, a single-season career high for the fifth-year receiver.

4

After recording a 61-yard interception return at NE (9/22), safety **Jamal Adams** scored his second touchdown of the season vs. NYG (11/10) when he strip sacked Daniel Jones. The team captain is the fourth player in franchise history to register a fumble recovery touchdown and an interception return touchdown in the same season.

90.0

Quarterback **Sam Darnold** had his 10th career game with a QB rating of 90.0 or better last week vs. PIT (12/22), improving his record to 8-2 in those contests.

5

The Jets have three players (**Robby Anderson**, **Jamison Crowder** and **Ryan Griffin**) leading the team in touchdown receptions with five, which is the first time since 2011 the Jets have had three different players with at least five TD receptions.

106

Punter **Lachlan Edwards** has placed 106 punts inside the 20-yard line, which ranks seventh in the league since 2016. In each of his four NFL seasons, **Edwards** has registered at least 20 punts inside the 20-yard line.

6

Cornerback **Brian Poole** is one of only six defensive backs in the league with 25+ passes defensed, 12+ tackles for loss and 12+ quarterback hits since 2016.

109

Defensive linemen **Folorunso Fatukasi**, **Steve McLendon**, **Kyle Phillips**, and **Nathan Shepherd** have each registered at least four tackles for loss (according to Radar360) this season as part of a defense that leads the league with 109 opposing rush attempts stopped for no gain or negative yardage (excluding kneeldowns).

11

Since entering the league in 2016, linebacker **Jordan Jenkins** is one of just 11 players in the league with at least 10.0 sacks, five forced fumbles and five fumble recoveries.

185

The Jets have scored 185 points over their last eight contests, the 10th most in the NFL since Week Nine.

11.6

Wide receiver and punt returner **Braxton Berrios** leads the league in average punt return yards with 11.6 yards among qualified punt returners. **Berrios** has totaled 231 yards on 20 punt returns this season.

2011

The Jets extended their home win streak to four games with a win last week vs. PIT (12/22), their longest home win streak since 2011.

16

This season, the Jets defense has had 16 different players record at least half a sack, tying for second in the league with BLT and BUF.

2014

Cornerback **Brian Poole** registered a two-yard tackle for loss resulting in a safety vs. BUF (9/8), marking the first Jets safety since 2014 (at MIN, 12/07/14). Linebacker **James Burgess** later registered a safety at MIA (11/3), marking only the third season in Jets history with at least two safeties.

16

Undrafted rookie defensive lineman **Kyle Phillips** leads the team with 16 tackles for loss this season (according to coaches stats). Additionally, **Phillips** is one of just seven rookies (according to Radar360) in the league with at least seven tackles for loss in 2019.

3,009

Wide receiver **Robby Anderson** finished with 66 receiving yards in Week 15 at BLT (12/12), making him the fifth undrafted player since 1970 to reach 3,000 receiving yards in his first four seasons.

25%

The Jets defense has surrendered three fourth down conversions on 12 opposing attempts this season. Their 25% conversion percentage allowed is the second lowest in the league.

3,645

Running back **Bilal Powell** has rushed for 3,645 yards as a Jet and moved into eighth place on the franchise's all-time rushing list following a three-yard carry in Week 14 vs. MIA (12/8).

STAFF
BIOS





JOE DOUGLAS

GENERAL MANAGER

EXPERIENCE

	20		1
--	----	--	---

MECHANICSVILLE, VA | RICHMOND

JOE DOUGLAS was named general manager of the New York Jets by Christopher Johnson on June 7, 2019. In introducing him, Johnson stated that Douglas is, “The right person, at the right time,” for the franchise, someone who shared Johnson’s vision not just for the team, but the entire organization.

In his 20th season in the league, Douglas has put in the work and paid his dues, working as both a pro and college scout in Baltimore, Chicago and Philadelphia, and helping shape three different Super Bowl championship rosters.

“My first steps and priorities here are simply to engage and connect with the entire organization,” Douglas said during his press conference. “Adam Gase and I share a vision of building a team and I look forward to partnering with him and getting this program to a place where we are consistently competing for championships each and every year.

“To Jets nation, you are getting a general manager that is a relentless worker, someone that understands a winning culture, someone that is going to strive to put a product on the field each Sunday that competes for greatness and that I hope will make you proud.”

Before joining the Jets, Douglas spent the previous three seasons as the vice president of player personnel with the Eagles. In Philadelphia, he was a key component in acquiring many of the players that helped win Super Bowl LII, including the game’s MVP, quarterback Nick Foles.

Using every avenue to help improve the team, Douglas was part of a front office that acquired the players who scored all but two of the team’s postseason touchdowns, including four of the five touchdowns in the Super Bowl. A trio of 2017 unrestricted free agent signings - LeGarrette Blount, Foles and Alshon Jeffery - as well as a pair of street free agents - Patrick Robinson and Torrey Smith - all contributed scores on the team’s title run. The Eagles’ leading receiver in the Super Bowl, running back Corey Clement, was signed as an undrafted free agent, while the team’s leading rusher in the game, running back Jay Ajayi, joined the club as a midseason trade.

Prior to joining the Eagles, Douglas spent a season as the director of college scouting for Chicago (2015), first working with Gase, the then offensive coordinator for the Bears.

Entering the NFL as a player personnel assistant (2000) the year Baltimore won Super Bowl XXXV, Douglas ascended within the Ravens organization, holding various posts in the organization’s scouting department, serving as a national scout (2012-15), Southeast area scout (2009-11), East Coast area scout (2008) and Northeast area scout (2003-07), helping add a number of prominent players via the draft, including the Super Bowl XLVII MVP, quarterback Joe Flacco, as well as a number of Pro Bowl players - Ben Grubbs, C.J. Mosley, Justin Tucker and Marshal Yanda.

An All-Atlantic 10 selection, Douglas started 45 consecutive games at tackle for the University of Richmond. Following his collegiate playing career, he transitioned into a volunteer assistant coach role with the Spiders in 1999.

As an offensive and defensive lineman at Lee-Davis (VA) HS, Douglas was recognized as a two-time all-state honoree.

He and his wife, Shannon, have two daughters, Addison and Leighton, and a son, Thomas.

FLIGHT PATH

New York Jets General Manager	2019-Present 2019-Present
Philadelphia Eagles Vice President of Player Personnel	2016-18 2016-18
Chicago Bears Director of College Scouting	2015 2015
Baltimore Ravens National Scout Southeast Area Scout East Coast Area Scout Northeast Area Scout Player Personnel Assistant	2000-14 2012-14 2009-11 2008 2003-07 2000-02
University of Richmond Volunteer Assistant Coach	1999 1999

PLAYING CAREER

University of Richmond (Tackle)	1995-98
--	---------



HYMIE ELHAI

PRESIDENT

EXPERIENCE



HYMIE ELHAI is in his 20th year with the Jets and first as team president. Beginning with the Jets in 2000 as an intern, Elhai most recently served as the club's senior vice president, business affairs and general counsel where he was responsible for all legal aspects of the team, including sponsorship, licensing, event, digital media, production and broadcasting agreements, and all employment related matters.

"I am honored to be given this opportunity and thankful to The Johnson Family for entrusting me with the responsibility and all that comes along with it," said Elhai. "I have a deep appreciation and respect for this franchise, what it means to our fans, the communities we serve, as well as our business partners."

In his current role, Elhai will report directly to Chairman & CEO Christopher Johnson and oversee all team business operations, while working closely with both General Manager Joe Douglas and Head Coach Adam Gase to integrate football and business operations.

"For over 20 years Hymie has developed a deep level of respect from both sides of the building," said Johnson.

"Over that time, he has grown to be an invaluable and trusted confidant for many, including, in recent years, myself. Specifically, I witnessed first-hand, his leadership, communication and organizational acumen during our recent head coach and general manager searches. I expect Hymie to be a key unifier, working alongside Adam and Joe, for our organization moving forward."

For the past couple of seasons, Elhai has also provided counsel and guidance to football administration on all planning initiatives.

A Sports Business Journal Forty Under 40 honoree in 2016, Elhai is a graduate of Rutgers Law School and The Johns Hopkins University, where he played football and baseball. Elhai resides in Hoboken, NJ.



ADAM GASE

EXPERIENCE



HEAD COACH

🏠 YPSILANTI, MI | 🏈 MICHIGAN STATE

ADAM GASE was named the head coach of the New York Jets by Chairman & CEO Christopher Johnson on January 11, 2019. For Gase, he becomes the 17th full-time coach in franchise history.

Under Gase, starting quarterbacks have produced 38 games with a 100+ passer rating, a number that would tie him for 10th among all NFL franchises since 2013 – higher than the total of all three franchises he’s worked with in that span. Additionally, every quarterback (Peyton Manning, Jay Cutler, Ryan Tannehill, Matt Moore and Brock Osweiler) who has started at least two games for him has produced a 100+ passer rating performance. Since 2013 (his first season calling plays), nine different running backs have produced 100-yard games under Gase, while in his three seasons as Miami’s head coach, the Dolphins ground game averaged 4.36 yards per carry, the 10th best average in the league, and Miami running backs accounted for a 4.49 average, the third best in the league. Additionally, Dolphins running backs have 33 carries of 20+ yards in that span, tied for the fourth most in the league.

Beginning with his first season in Denver (2009), he has coached 16 different players to the Pro Bowl, including 12 offensive players — multiple players at offensive line, wide receiver and running back.

Prior to his appointment as Jets head coach, Gase spent 16 seasons as a coach in the NFL, the last six calling plays for three different franchises, including record-setting offensive output as the offensive coordinator of the Denver Broncos (2013), his first season calling plays in the NFL. In his last position, Gase spent three seasons (2016-18) as the head coach for the Miami Dolphins, where he compiled a 23-25 record and led the franchise to a postseason berth in his first season.

As the Dolphins head coach, he posted a 20-6 record in one-score games (+/- eight points), a .769 winning percentage, the best among any team in the league. Buoyed by the fact that his team registered the sixth most touchdowns in the fourth

quarter of close games (+/- seven points), Gase also saw his quarterbacks post the 10th highest passer rating in those scenarios.

In his first season under Gase’s leadership (2016), Tannehill posted the most efficient season of his NFL career, completing 67.1% of his passes for a 7.7 yards per attempt average and a 93.5 passer rating, all career highs, while also leading the league with a red zone passer rating of 119.7 as the Dolphins broke an eight-year playoff drought.

Before his time in South Florida, Gase spent a season as the offensive coordinator with the Chicago Bears (2015), improving the team’s rushing yardage ranking from No. 27 the season before to No. 11. Under his tutelage, Cutler finished the season with the highest passer rating (92.3) of his career, threw seven fewer interceptions than the previous season, and posted a single-season-best 2.3 percent interception rate.

Prior to Chicago, Gase served on the Broncos staff in a variety of roles, including offensive coordinator (2013-14), quarterbacks coach (2011-12) and wide receivers coach (2009-10) as Denver won four AFC West titles, three playoff games and an AFC Championship.

In two seasons as the offensive coordinator (2013-14), Gase oversaw a record-setting offense that produced over 430 yards per game, including 315.8 yards per game passing and 34 points per game, all the best in the league over that span. In 2013, they set NFL single-season records for most points scored (606) and most passing yards (5,444), while five different players (three wide receivers, a tight end and a running back) all scored 10+ touchdowns.

Additionally, Manning established single-season NFL records in passing yards (5,477) and passing touchdowns (55), earning NFL Most Valuable Player honors for his efforts. In three seasons under Gase (2012-14), Manning posted a 131-to-35 touchdown to interception ratio, completing 67.7% of his passes for a passer rating of 107.8.

ADAM GASE



In his first season as the team's quarterbacks coach (2011), Gase oversaw quarterbacks Kyle Orton and Tim Tebow, as the latter helped guide the team to a division title and a postseason berth. Under Gase, Tebow ran for 660 yards and six touchdowns, at the time, the ninth-highest rushing total by a quarterback since the merger.

He initially served on Denver's staff as the team's wide receivers coach (2009-10). In those years, he coached a pair of Pro Bowlers, first wide receiver Brandon Marshall (2009), who produced 101 receptions for 1,120 yards and 10 touchdowns, and then wide receiver Brandon Lloyd (2010), who led the league with 1,448 yards on 77 receptions (18.8 average).

Before joining the Broncos staff, Gase spent one season with San Francisco as an offensive assistant under Offensive Coordinator Mike Martz, assisting an offense that saw running back Frank Gore produce over 1,000 yards rushing.

Gase entered the NFL ranks with the Detroit Lions in 2003, serving as scouting/coaching assistant for three seasons under Steve Mariucci before becoming an offensive quality control coach in 2006 and the quarterbacks coach in 2007 under Rod Marinelli. In his season as quarterbacks coach, Jon Kitna posted 4,068 passing yards, the second-highest total of his 14-year career, finishing sixth in the league in passing yards.

Gase began his coaching career as a defensive graduate assistant at LSU in 2000. He spent the following two seasons on the recruiting staff for Head Coach Nick Saban, winning a Southeastern Conference championship in 2001 and helping recruit a group of players that won the BCS National Championship in 2003.

Gase attended Michigan State University from 1996-99 earning a bachelor's degree. He and his wife, Jennifer, have a daughter, McKenzie, and two sons, A.J. and Wyatt.

FLIGHT PATH

New York Jets Head Coach	2019-Present 2019-Present
Miami Dolphins Head Coach	2016-18 2016-18
Chicago Bears Offensive Coordinator	2015 2015
Denver Broncos Offensive Coordinator Quarterbacks Wide Receivers	2009-14 2013-14 2011-12 2009-10
San Francisco 49ers Offensive Assistant	2008 2008
Detroit Lions Quarterbacks Offensive Quality Control Scouting/Coaching Assistant	2003-07 2007 2006 2003-05
Louisiana State University Recruiting Assistant Graduate Assistant	2000-02 2001-02 2000





COACHING CAPSULES



FRANK BUSH

ASSISTANT HEAD COACH DEFENSE / INSIDE LINEBACKERS

- In his first season with the Jets and 28th year coaching in the NFL.
- Last season with MIA, coached a pair of linebackers to 100+ tackle seasons, one of just seven combos to reach the milestone.
- Earned two Super Bowl rings (XXXII and XXXIII) while serving several different coaching roles with DEN.
- Selected in the fifth round of the 1985 NFL Draft and went on to earn All-Rookie honors before injuries ended his playing career the following season.



DOWELL LOGGAINS

OFFENSIVE COORDINATOR / QUARTERBACKS

- In his first season with the Jets and 15th year coaching in the NFL.
- Oversaw a MIA offense that ranked ninth in the NFL by averaging 4.68 yards per rush, while also ranking second in the league with 14 passing touchdowns of 20+ yards.
- With CHI, helped Jay Cutler to a career season as the quarterback posted then single-season bests in completion percentage, passer rating and yards per attempt.



SHAWN JEFFERSON

ASSISTANT HEAD COACH OFFENSE / WIDE RECEIVERS

- In his first season with the Jets and 15th year coaching in the NFL.
- During his three seasons in MIA, the wide receivers averaged the fifth-best yards after catch numbers in the league (4.9) as well as tied for sixth most touchdowns. The position group also accounted for 70.8% of the team's receptions which was the league's second highest over that span.
- Coached Calvin Johnson as the receiver set an NFL single-season record with 1,964 yards receiving.
- Played in the NFL for 13 seasons after entering the league as a ninth-round selection in 1991.



GREGG WILLIAMS

DEFENSIVE COORDINATOR

- In his first season with the Jets and 29th year coaching in the NFL. Has served as a head coach for three seasons and a defensive coordinator for 17.
- His defenses have finished in the top five in total defense five times, including the top defense in the NFL in 2000, as well as two Super Bowl defenses (XXXIV and XLIV).
- Has helped 15 different defensive players earn trips to the Pro Bowl, 11 of whom made their first trip under him, including Aaron Donald, Myles Garrett and Sean Taylor.



BRANT BOYER

SPECIAL TEAMS COORDINATOR

- In his fourth season as Jets special teams coordinator and eighth year coaching in the NFL.
- In his three seasons with the Jets, he has transformed a unit that in 2015 placed in the bottom 10 in special teams' rankings to the number one unit in the league in 2018 according to FootballOutsiders.com.
- The Jets special teams group finished in the top-five league-wide in kickoff return average, punt return average and field goal percentage last season.
- Played in the NFL for 10 seasons after entering the league as a sixth-round draft pick in 1994.



ANDRE CARTER

DEFENSIVE LINE

- In his first season with the Jets and third year coaching in the NFL.
- In his two seasons in MIA, the defensive line produced 140 quarterback hits, the seventh-best total in the NFL, including seasons of 10 or more by four different players.
- The seventh-overall selection in the 2001 NFL Draft, he spent 13 seasons in the NFL and was named to the 2011 Pro Bowl.

COACHING CAPSULES



JIM BOB COOTER

RUNNING BACKS

- In his first season with the Jets and 11th year coaching in the NFL.
- While an offensive coordinator for DET (2015-18), his offense ranked in the top four league-wide in both receptions and receiving yards.
- First worked with Gase as an offensive assistant in DEN (2013). That season, the offense ranked first in the NFL in multiple categories, including total yards per game (465.3), total touchdowns (76) and points per game (37.9), and set an NFL single-season record with 606 points scored.



JOE VITT

SENIOR DEFENSIVE ASSISTANT / OUTSIDE LINEBACKERS

- In his first season with the Jets and 40th year coaching in the NFL, including two separate stints as an interim head coach.
- Spent 11 seasons with NO where he coached six different linebackers with 90-tackle seasons.
- Also served on staffs in SL, KC, GB, PHI, SEA and BAL.
- Was a part of the 1976 Towson State University football team that went undefeated.



JOHN DUNN

TIGHT ENDS

- In his first season with the Jets and third year coaching in the NFL.
- Returned to the NFL after spending the 2018 as the offensive coordinator at UConn as the offense produced two 1,000-yard rushers and the team saw a running back gain 1,000+ yards for the first time since 2011.
- Spent two seasons in CHI (2016-2017) as a football assistant and then offensive assistant working with the wide receivers and quarterbacks, as well as installing the offensive line protections.



DENNARD WILSON

PASSING GAME COORDINATOR / DEFENSIVE BACKS

- In his third season with the Jets and 12th year coaching in the NFL.
- Coached Jamal Adams to a Pro Bowl season and Curtis Martin Team Most Valuable Player honors from his teammates as he finished in the top three among all safeties in multiple defensive categories.
- His first season with the Jets, helped integrate the Jets first- and second-round draft picks at safety, Adams and Marcus Maye, as they became the first pair of rookie safeties in league history to start all 16 games.
- Oversaw an SL passing defense that improved from 23rd in 2015 to ninth overall in 2016.



FRANK POLLACK

OFFENSIVE LINE

- In his first season with the Jets and 13th year coaching in the NFL.
- Spent one season with CIN as the offensive line finished in the top third of the league in sacks allowed while producing 4.69 yards per carry, the eight-best average in the league.
- In five seasons with DAL, developed an offensive line regarded as one of the league's best, helping pave the way for two different league-leading rushers, DeMarco Murray (2014) and Ezekiel Elliot (2016), and averaged 4.73 yards per carry in those seasons, the best in the league. Additionally, the pass protection allowed the sixth-fewest sacks in that span.
- A sixth-round selection in the 1990 draft, he played for eight seasons including Super Bowl XXIX with SF.



DEREK FRAZIER

ASSISTANT OFFENSIVE LINE

- In his first season with the Jets, and first in the NFL following a 20-year college coaching career.
- Coached at Central Michigan (2015-18), Colorado State (2012-14), Fresno State (2003-04, 2006-11), Northern Arizona (2005), Adams State (2001) and Nichols College.
- Has tutored Ty Sambrailo (Colorado State, 2012-14), Weston Richburg (Colorado State, 2012-13) and seven-time Pro Bowler Logan Mankins (Fresno State, 2003-04), all of whom were drafted in the second round or higher.



COACHING CAPSULES



JEFF HAMMERSCHMIDT

ASSISTANT SPECIAL TEAMS

- Returns for his fourth season with the Jets following a 24-year college coaching career.
- In his three seasons with the Jets, the special teams unit has posted top 10 rankings in both kickoff return average (23.3) and field goal percentage (87.6%).
- In 2018, Lachlan Edwards, posted a franchise record in net punting average (40.8), the second-consecutive season he has done so.



ERIC SANDERS

DEFENSIVE ASSISTANT

- In his first season with the Jets and ninth year coaching in the NFL.
- In CLV as a defensive quality control coach, helped Denzel Ward earn a Pro Bowl selection as a rookie, while fourth-round pick Joe Schobert, earned Pro Bowl honors in his second season after finishing in the top five in the NFL in tackles.
- Began NFL career with OAK where he was a quality control coach on offense (2010-11) and defense (2012-14), helping Zach Miller earn his first Pro Bowl selection.



STEVE JACKSON

ASSISTANT DEFENSIVE BACKS

- Returns for his second season with the Jets and 16th year coaching in the NFL.
- Helped Jamal Adams to a Pro Bowl season as he finished in the top three among league safeties in tackles, tackles for loss, sacks, quarterback hits, passes defensed, forced fumbles and fumble recoveries.
- Spent time coaching with TEN (2016-2017), DET (2013), WAS (2004-11) and BUF (2001-03).
- Entering the league as a third-round selection in the 1991 NFL Draft, he spent his entire nine-year playing career with the Houston Oilers /Tennessee Titans organization, amassing career totals of 14 interceptions and nine sacks, and ending his playing career in Super Bowl XXXIV.



HINES WARD

OFFENSIVE ASSISTANT

- In his first season with the Jets after initially joining the staff as part of the NFL Bill Walsh Diversity Coaching Fellowship program.
- Served as the player relations executive for the Alliance of America Football after working as a coaching intern for PIT (2017).
- A former Pro Bowl wide receiver, he spent 14 years with PIT, finishing as the team's all-time leading receiver with over 12,000 yards.



MACK BROWN

DEFENSIVE ASSISTANT

- In the first season with the Jets and his first position in the NFL after an eight-year college coaching career.
- Spent the last three seasons as the offensive coordinator and quarterbacks coach at Missouri State, after spending time at the University of Missouri as a recruiting assistant before adding the role of offensive quality control and graduate assistant.



TODD WASHINGTON

OFFENSIVE ASSISTANT

- In his first season with the Jets and seventh year coaching in the NFL.
- Part of the BLT Super Bowl XLVII-winning coaching staff that finished with the six-most rushing touchdowns in the league.
- Over his six seasons in BLT, three different offensive linemen were selected to the Pro Bowl.
- An eight-year NFL veteran, he entered the league as a fourth-round selection (1998) and was a member of the Super Bowl XXXVII-winning team.



BO HARDEGREE

OFFENSIVE ASSISTANT

- In his first season with the Jets and sixth year coaching in the NFL.
- Spent three seasons in MIA as the quarterbacks coach, as Ryan Tannehill completed 65.9 percent of his passes, the ninth best among qualified quarterbacks in that span.
- Served on multiple staffs with Adam Gase including MIA (2016-18), CHI (2015) and DEN (2014).



BLAKE WILLIAMS

DEFENSIVE ASSISTANT

- In his first season with the Jets and 10th year coaching in the NFL.
- Served as the interim defensive coordinator in CLV last season.
- With CLV in 2017, coached Joe Schobert to a Pro Bowl season as he tied for first in the league for total tackles with 144.
- Was an offensive assistant with NO for their Super Bowl XLIV win.

STATS PACK





SEASON STATISTICS

Won 6 • Lost 9

Date	W/L	Score	Opponent
9/8/2019	L	16 - 17	Buffalo Bills
9/16/2019	L	3 - 23	Cleveland Browns
9/22/2019	L	14 - 30	at New England Patriots
10/6/2019	L	6 - 31	at Philadelphia Eagles
10/13/2019	W	24 - 22	Dallas Cowboys
10/21/2019	L	0 - 33	New England Patriots
10/27/2019	L	15 - 29	at Jacksonville Jaguars
11/3/2019	L	18 - 26	at Miami Dolphins
11/10/2019	W	34 - 27	New York Giants
11/17/2019	W	34 - 17	at Washington Redskins
11/24/2019	W	34 - 3	Oakland Raiders
12/1/2019	L	6 - 22	at Cincinnati Bengals
12/8/2019	W	22 - 21	Miami Dolphins
12/12/2019	L	21 - 42	at Baltimore Ravens
12/22/2019	W	16-10	Pittsburgh Steelers

	New York Jets	Opponent
Total First Downs	235	285
Rushing	54	69
Passing	152	177
Penalty	29	39
3rd Down: Made/Att	60/198	84/211
3rd Down Pct.	30.3%	39.8%
4th Down: Made/Att	7/19	3/12
4th Down Pct.	36.8%	25.0%
Possession Avg.	28:43	31:17
Total Net Yards	4097	4861
Avg. Per Game	273.1	324.1
Total Plays	891	976
Avg. Per Play	4.6	5.0
Net Yards Rushing	1171	1318
Avg. Per Game	78.1	87.9
Total Rushes	356	397
Net Yards Passing	2926	3543
Avg. Per Game	195.1	236.2
Sacked/Yards Lost	50/318	34/221
Gross Yards	3244	3764
Attempts/Completions	485/300	545/342
Completion Pct.	61.9%	62.8%
Had Intercepted	15	10
Punts/Average	82/46.1	76/43.7
Net Punting Avg.	41.6	38.8
Penalties/Yards	113/1092	102/862
Fumbles/Ball Lost	20/9	27/8
Touchdowns	30	39
Rushing	6	12
Passing	18	25
Returns	6	2

Score by Quarter	Q1	Q2	Q3	Q4	OT	Pts
Team	60	75	54	74	0	263
Opponents	89	114	70	80	0	353

Scoring	TD	Ru	Pa	Rt	PAT	FG	2pt	Sfty	Pts
S.Ficken	0	0	0	0	22/25	17/23	0	0	73
R.Griffin	5	0	5	0	0/0	0/0	1	0	32
R.Anderson	5	0	5	0	0/0	0/0	1	0	32
J.Crowder	5	0	5	0	0/0	0/0	0	0	30
L.Bell	4	3	1	0	0/0	0/0	1	0	26
J.Adams	2	0	0	2	0/0	0/0	0	0	12
S.Darnold	2	2	0	0	0/0	0/0	0	0	12
B.Poole	1	0	0	1	0/0	0/0	0	1	8
D.Thomas	1	0	1	0	0/0	0/0	0	0	6
D.Brown	1	0	1	0	0/0	0/0	0	0	6
C.Mosley	1	0	0	1	0/0	0/0	0	0	6
V.Smith	1	1	0	0	0/0	0/0	0	0	6
A.Maulet	1	0	0	1	0/0	0/0	0	0	6
B.Bello	1	0	0	1	0/0	0/0	0	0	6
J.Burgess	0	0	0	0	0/0	0/0	0	1	2
Team	30	6	18	6	22/26	17/24	3	2	263
Opponents	39	12	25	2	29/33	26/32	3	2	353

2-Pt. Conversions: Team 3/4, Opponents: 3/6
Sacks: J.Jenkins 7.0, J.Adams 6.5, N.Hewitt 3.0, S.McLendon 2.5, Q.Williams 2.5, N.Shepherd 2.0, T.Basham 2.0, B.Copeland 1.5, K.Phillips 1.5, F.Luvu 1.0, F.Fatukasi 1.0, H.Anderson 1.0, J.Willis 1.0, J.Burgess 0.5, B.Kaufusi 0.5, B.Cashman 0.5 **Team: 34.0, Opponents: 50.0**

Passing	Att	Cmp	Yds	Cmp%	Yds/Att	TD	TD%	Int	Int%	Long	Sack	Lost	Rating
S.Darnold	405	250	2825	61.7%	7.0	18	4.4%	12	3.0%	92t	31/	198	85.0
L.Falk	73	47	416	64.4%	5.7	0	0.0%	3	4.1%	36	16/	96	62.4
T.Siemian	6	3	3	50.0%	0.5	0	0.0%	0	0.0%	3	2/	17	56.3
B.Powell	1	0	0	0.0%	0.0	0	0.0%	0	0.0%	0	0/	0	39.6
D.Fales	0	0	0	0.0%	0.0	0	0.0%	0	0.0%	0	1/	7	0.0
Team	485	300	3244	61.9%	6.7	18	3.7%	15	3.1%	92t	50/	318	81.0
Opponents	545	342	3764	62.8%	6.9	25	4.6%	10	1.8%	89t	34/	221	90.8

Rushing	No.	Yds	Avg	Long	TD
L.Bell	229	748	3.3	19	3
B.Powell	52	202	3.9	17	0
T.Montgomery	32	103	3.2	15	0
S.Darnold	30	64	2.1	24	2
V.Smith	2	32	16.0	19t	1
J.Adams	8	12	1.5	10	0
R.Anderson	1	4	4.0	4	0
J.Crowder	1	4	4.0	4	0
T.Wesco	1	2	2.0	2	0
Team	356	1171	3.3	24	6
Opponents	397	1318	3.3	66	12

Receiving	No.	Yds	Avg	Long	TD
J.Crowder	70	767	11.0	41	5
L.Bell	61	425	7.0	23	1
R.Anderson	49	761	15.5	92t	5
D.Thomas	36	433	12.0	47	1
R.Griffin	34	320	9.4	45	5
V.Smith	14	189	13.5	37	0
T.Montgomery	13	90	6.9	21	0
B.Powell	7	33	4.7	9	0
B.Berrios	5	104	20.8	69	0
D.Brown	4	40	10.0	20t	1
T.Wesco	2	47	23.5	32	0
J.Bellamy	2	20	10.0	15	0
J.Smith	1	12	12.0	12	0
C.Herndon	1	7	7.0	7	0
Q.Enunwa	1	-4	-4.0	8	0
Team	300	3244	10.8	92t	18
Opponents	342	3764	11.0	89t	25

Interceptions	No.	Yds	Avg	Long	TD
N.Hewitt	2	13	6.5	9	0
J.Adams	1	61	61.0	61t	1
C.Mosley	1	17	17.0	17t	1
B.Poole	1	15	15.0	15t	1
D.Roberts	1	13	13.0	13	0
T.Johnson	1	3	3.0	3	0
T.Basham	1	1	1.0	1	0
M.Maye	1	0	0.0	0	0
N.Hairston	1	0	0.0	0	0
Team	10	123	12.3	61t	3
Opponents	15	230	15.3	51t	1

Punting	No.	Yds	Avg	Net	TB	In	Lg	B
L.Edwards	82	3777	46.1	41.6	3	26	63	0
Team	82	3777	46.1	41.6	3	26	63	0
Opponents	76	3319	43.7	38.8	7	38	60	1

Punt Returns	Ret	FC	Yds	Avg	Long	TD
B.Berrios	20	28	231	11.6	26	0
Team	20	28	231	11.6	26	0
Opponents	43	12	305	7.1	24	0

Kickoff Returns	No.	Yds	Avg	Long	TD
T.Montgomery	18	364	20.2	34	0
V.Smith	9	283	31.4	78	0
T.Cannon	5	96	19.2	28	0
B.Berrios	4	48	12.0	25	0
Team	36	791	22.0	78	0
Opponents	30	571	19.0	30	0

Field Goals	1-19	20-29	30-39	40-49	50+
S.Ficken	0/0	2/2	6/6	6/10	3/5
K.Vedvik	0/0	0/0	0/0	0/1	0/0
Team	0/0	2/2	6/6	6/11	3/5
Opponents	0/0	9/10	5/6	9/13	3/3

Fumbles Lost: S.Darnold 3, L.Bell 1, Q.Enunwa 1, J.Burgess 1, L.Falk 1, B.Berrios 1, V.Smith 1 **Total: 9**

Opponent Fumble Recoveries: S.McLendon 1, C.Mosley 1, J.Burgess 1, A.Maulet 1, J.Adams 1, T.Cannon 1, B.Cashman 1, Q.Williams 1 **Total: 8**

DEFENSIVE STATISTICS



DEFENSIVE STATISTICS

Player	Total	Solo	Assists	TFL	Sacks	Yards	QH	INT	Yards	PD	FF	FR	Yards
Jamal Adams	85	72	13	12	6.5	45.5	15	1	61	7	2	1	25
James Burgess	78	58	20	6	1.0	9.5	1	-	-	5	1	1	-4
Neville Hewitt	72	54	18	4	3.0	18.0	6	2	13	3	-	-	-
Darryl Roberts	62	56	6	-	-	-	2	1	13	8	-	-	-
Marcus Maye	57	43	14	1	-	-	-	1	0	6	-	-	-
Brian Poole	57	48	9	4	-	-	5	1	15	5	1	-	-
Kyle Phillips	44	30	14	16	1.5	5.0	5	-	-	-	-	-	-
Blake Cashman ^{IR}	40	34	6	4	0.5	4.0	3	-	-	1	-	1	0
Brandon Copeland	39	27	12	4	1.5	8.5	3	-	-	2	-	-	-
Steve McLendon	37	25	12	14	2.5	23.0	7	-	-	-	-	1	0
Tarell Basham	34	21	13	7	2.0	10.0	6	1	1	7	-	-	-
Henry Anderson	32	21	11	5	1.0	3.0	13	-	-	1	-	-	-
Folorunso Fatukasi	32	20	12	12	1.0	5.0	5	-	-	1	-	-	-
Arthur Maulet	32	21	11	3	-	-	-	-	-	1	-	-	-
Quinnen Williams	32	19	13	8	2.5	16.0	7	-	-	1	-	1	0
Jordan Jenkins	27	14	13	3	7.0	41.0	12	-	-	2	1	-	-
Nate Hairston	25	22	3	2	-	-	-	1	0	2	-	-	-
Trumaine Johnson ^{IR}	25	23	2	1	-	-	-	1	3	3	-	-	-
Bless Austin	24	18	6	-	-	-	-	-	-	5	1	-	-
Leonard Williams ^{NWT}	23	13	10	2	-	-	10	-	-	-	-	-	-
Maurice Canady	16	12	4	1	-	-	-	-	-	1	-	-	-
Nathan Shepherd	13	7	6	5	2.0	23.0	7	-	-	-	-	-	-
C.J. Mosley ^{IR}	12	7	5	-	-	-	1	1	17	2	-	1	0
Harvey Langi	9	5	4	2	-	-	-	-	-	2	-	-	-
Frankie Luvu	7	1	6	-	0.5	4.5	1	-	-	-	-	-	-
Kyron Brown ^{IR}	5	5	0	-	-	-	-	-	-	-	-	-	-
Albert McClellan ^{IR}	5	3	2	-	-	-	-	-	-	-	-	-	-
Jordan Willis	5	3	2	1	1.0	1.0	2	-	-	-	1	-	-
Bronson Kaufusi	4	1	3	1	0.5	4.0	-	-	-	-	-	-	-
Rontez Miles ^{IR}	2	2	0	-	-	-	-	-	-	-	-	-	-
Totals	935	685	250	118	34.0	221.0	111	10	123	65	7	6	21

SPECIAL TEAMS TACKLES

Player	Totals	Tackles	Assists
Harvey Langi	12	8	4
Frankie Luvu	12	7	5
Daniel Brown	11	8	3
B.J. Bello	9	3	6
Tarell Basham	7	5	2
Matthias Farley	7	4	3
Brandon Copeland	7	5	2
Rontez Miles ^{IR}	7	6	1
Josh Bellamy ^{IR}	6	3	3
Thomas Hennessy	6	2	4
Trenton Cannon ^{IR}	5	4	1
Albert McClellan ^{IR}	5	5	0
Ryan Griffin ^{IR}	4	3	1
Arthur Maulet	4	3	1
Ty Montgomery	4	2	2
Maurice Canady	3	3	0
Sam Ficken	3	2	1
Neville Hewitt	3	3	0
Darryl Roberts	3	2	1
Vyncint Smith	3	1	2
Lachlan Edwards	2	1	1
Marcus Maye	2	2	0
Josh Adams	1	0	1
Bennett Jackson	1	1	0
Jordan Jenkins	1	0	1
Brian Poole	1	1	0
Trevon Wesco	1	1	0
Totals	130	85	45

ADDITIONAL STATISTICS

Touchdowns:	4	C. Mosley (INT) vs. BUF, 9.8 J. Adams (INT) at NE, 9.22 J. Adams (FR) vs. NYG, 11/10 B. Poole (INT) vs. OAK, 11/17
Safety:	2	B. Poole vs. BUF, 9.8 J. Burgess at MIA, 11.3

SPECIAL TEAMS STATISTICS

Touchdowns:	2	A. Maulet (FR) at NE, 9.22 B. Bello (Blk Punt) at BLT, 12.12
Blocked Punt:	1	T. Basham at BLT, 12.12
Blocked Field Goal:	0	
Blocked FG Return:	0	
Blocked Extra Point:	0	
Forced Fumbles:	2	B. Copeland at JAX, 10.27 T. Montgomery at WAS, 11.17
Fumble Recoveries:	2	A. Maulet at NE, 9.22 T. Cannon at PHI, 10.6

Key: TFL = Tackles for Loss, QH = Quarterback Hits, INT = Interception, FF = Forced Fumbles, FR = Fumble Recovery, PD = Pass Defensed

^{IR} Injured Reserve • ^{NWT} Not With Team

PLEASE NOTE THAT PRESS BOX STATS WERE USED FOR WEEK 16



PLAYER PARTICIPATION

No.	Pos.	Name	01	02	03	05	06	07	08	09	10	11	12	13	14	15	16	17	GP	GS	DNP	IA
33	S	Jamal Adams	SS	SS	SS	SS	SS	SS	SS	SS	SS	SS	SS	SS	SS	IA	IA	SS	13	13	0	2
36	RB	Josh Adams	PS	PS	PS	PS	PS	PS	PS	PS	X	X	X	IA	DNP	DNP	IA	3	0	2	2	
76	T	Calvin Anderson	PS	PS	PS	NWT	NWT	NWT	NWT	NWT	NWT	NWT	NWT	NWT	NWT	NWT	NWT	12	12	0	3	
96	DL	Henry Anderson	DL	DL	DL	DL	IA	IA	IA	DL	DL	DL	DL	DL	DL	DL	DL	15	14	0	0	
11	WR	Robby Anderson	WR	WR	WR	WR	WR	X	WR	WR	WR	WR	WR	WR	WR	WR	WR	7	6	0	0	
31	CB	Bless Austin	R/NFI	R/NFI	R/NFI	R/NFI	R/NFI	R/NFI	R/NFI	R/NFI	X	CB	CB	CB	CB	CB	CB	15	2	0	0	
93	LB	Tarell Basham	X	X	OLB	OLB	X	X	X	X	X	X	X	X	X	X	X	12	12	0	3	
68	T	Kelvin Beachum	LT	LT	LT	LT	LT	IA	IA	IA	LT	LT	LT	LT	LT	LT	LT	14	14	0	1	
26	RB	Le'Veon Bell	RB	RB	RB	RB	RB	RB	RB	RB	RB	RB	RB	RB	RB	IA	RB	7	0	0	1	
15	WR	Josh Bellamy	X	X	X	X	X	X	IA	IR	IR	IR	IR	IR	IR	IR	IR	15	0	0	0	
49	LB	B.J. Bello	NWT	NWT	NWT	NWT	NWT	NWT	NWT	X	NWT	X	X	X	X	X	X	7	0	0	1	
10	WR	Braxton Berrios	X	X	X	X	X	X	X	X	X	X	X	X	X	X	X	15	0	0	0	
69	OL	Ben Braden	PS	NWT	NWT	NWT	NWT	NWT	NWT	NWT	NWT	PS	PS	PS	PS	PS	PS	15	4	0	0	
87	TE	Daniel Brown	X	X	TE	X	X	X	X	X	X	X	X	TE	X	TE	TE	2	1	0	1	
35	CB	Kyron Brown	PS	PS	PS	PS	PS	PS	PS	PS	PS	X	X	IA	CB	IR	IR	15	9	0	0	
86	TE	Ian Bunting	PS	PS	PS	NWT	NWT	NWT	NWT	NWT	NWT	NWT	NWT	NWT	NWT	NWT	NWT	9	9	0	0	
58	LB	James Burgess	NWT	PS	PS	PS	PS	PS	ILB	ILB	ILB	ILB	ILB	ILB	ILB	ILB	ILB	7	1	0	0	
37	CB	Maurice Canady	NWT	NWT	NWT	NWT	NWT	NWT	NWT	NWT	X	X	X	X	X	CB	X	4	0	0	3	
25	RB	Trenton Cannon	X	X	X	X	IA	IA	IA	IR	IR	IR	IR	IR	IR	IR	IR	7	5	0	0	
53	LB	Blake Cashman	X	ILB	ILB	X	ILB	ILB	ILB	IR	IR	IR	IR	IR	IR	IR	IR	14	5	0	1	
77	G	Tom Compton	X	X	X	X	X	X	X	X	RG	RG	RG	RG	RG	IA	IA	11	3	0	0	
51	LB	Brandon Copeland	R/SUS	R/SUS	R/SUS	R/SUS	X	X	X	ILB	ILB	X	X	X	X	OLB	OLB	6	0	1	3	
32	S	Blake Countess	NWT	NWT	NWT	NWT	NWT	X	X	X	IA	X	X	IA	X	DNP	IA	15	11	0	0	
82	WR	Jamison Crowder	WR	WR	WR	X	WR	X	X	WR	WR	WR	WR	X	X	WR	WR	12	12	0	3	
63	OL	Ryan Crozier	NWT	NWT	NWT	NWT	NWT	NWT	NWT	NWT	NWT	NWT	NWT	PS	PS	PS	PS	0	0	0	1	
14	QB	Sam Darnold	QB	IA	IA	IA	QB	QB	QB	QB	QB	QB	QB	QB	QB	QB	QB	12	12	0	0	
38	RB	Kenneth Dixon	NWT	NWT	NWT	NWT	NWT	NWT	NWT	NWT	NWT	NWT	NWT	NWT	NWT	NWT	NWT	0	0	0	1	
16	WR	Greg Dortch	PS	PS	PS	PS	PS	NWT	NWT	NWT	NWT	NWT	NWT	NWT	NWT	NWT	NWT	8	8	1	5	
75	T	Chuma Edoga	IA	IA	DNP	RT	RT	LT	LT	RT	RT	RT	RT	IA	IA	IA	IA	15	0	0	0	
4	P	Lachlan Edwards	P	P	P	P	P	P	P	P	P	P	P	P	P	P	P	1	1	0	0	
81	WR	Quincy Enunwa	WR	IR	IR	IR	IR	IR	IR	IR	IR	IR	IR	IR	IR	IR	IR	2	0	11	0	
3	QB	David Fales	NWT	NWT	DNP	X	DNP	DNP	DNP	DNP	DNP	DNP	X	DNP	DNP	DNP	DNP	3	2	0	0	
8	QB	Luke Falk	PS	X	QB	QB	NWT	NWT	NWT	NWT	NWT	NWT	NWT	NWT	NWT	NWT	NWT	12	0	0	3	
41	S	Matthias Farley	X	X	X	X	X	X	X	X	IA	IA	IA	X	X	X	X	13	0	0	2	
94	DL	Folorunso Fatukasi	IA	X	X	IA	X	X	X	X	X	X	X	X	X	X	X	14	0	0	0	
9	K	Sam Ficken	NWT	K	K	K	K	K	K	K	K	K	K	K	K	K	K	0	0	0	3	
56	LB/OL	John Franklin-Myers	IA	IA	IA	IR	IR	IR	IR	IR	IR	IR	IR	IR	IR	IR	IR	0	0	0	0	
LB	Ahmad Gooden	NWT	NWT	NWT	NWT	NWT	NWT	NWT	NWT	NWT	NWT	NWT	NWT	NWT	NWT	NWT	NWT	13	13	0	0	
84	TE	Ryan Griffin	TE	TE	TE	TE	TE	TE	TE	TE	TE	TE	TE	TE	TE	IR	IR	10	6	0	5	
21	CB	Nate Hairston	X	CB	CB	X	IA	X	X	CB	CB	IA	IA	IA	CB	CB	IA	15	9	0	0	
78	OL	Jonotthan Harrison	X	X	X	X	FB	X	C	C	C	C	C	C	C	C	C	15	0	0	0	
42	LS	Thomas Hennessy	LS	LS	LS	LS	LS	LS	LS	LS	LS	LS	LS	LS	LS	LS	LS	1	0	1	2	
89	TE	Chris Herndon	R/SUS	R/SUS	R/SUS	R/SUS	EXPT	IA	IA	DNP	X	IR	IR	IR	IR	IR	IR	11	11	0	4	
46	LB	Neville Hewitt	ILB	ILB	ILB	ILB	ILB	IA	IA	IA	IA	ILB	ILB	ILB	ILB	ILB	ILB	11	11	0	0	
66	OL	Brandon Hitner	NWT	NWT	NWT	NWT	PS	PS/IR	PS/IR	PS/IR	PS/IR	PS/IR	PS/IR	PS/IR	PS/IR	NWT	NWT	2	0	0	2	
39	RB/WR	Valentine Holmes	PS	PS	PS	PS	PS	PS	PS	PS	PS	PS	PS	NWT	NWT	NWT	NWT	7	5	0	1	
32	S	Bennett Jackson	IA	NWT	PS	PS	PS	NWT	NWT	NWT	NWT	NWT	NWT	NWT	NWT	X	IA	7	7	0	2	
48	LB	Jordan Jenkins	X	OLB	IA	IA	OLB	OLB	OLB	OLB	OLB	OLB	OLB	OLB	OLB	OLB	OLB	13	12	0	0	
22	CB	Trumaine Johnson	CB	X	X	CB	CB	CB	CB	IA	IR	IR	IR	IR	IR	IR	IR	7	5	0	1	
55	C	Ryan Kalil	C	C	C	C	C	C	C	IA	IA	IR	IR	IR	IR	IR	IR	7	7	0	2	
91	DL	Bronson Kaufusi	DL	X	X	NWT	PS	PS	PS	PS	PS	PS	PS	PS	PS	PS	PS	3	1	0	0	
65	OL	Corbin Kaufusi	NWT	NWT	NWT	NWT	NWT	PS	PS	PS	PS	PS	PS	PS	PS	PS	PS	0	0	0	0	
63	OL	Leo Koloamatangi	NWT	NWT	NWT	NWT	NWT	NWT	NWT	PS	PS	IA	IA	DNP	DNP	DNP	DNP	0	0	4	2	
44	LB	Harvey Langi	OLB	X	OLB	X	X	X	OLB	X	X	X	X	X	X	X	X	15	3	0	0	
71	OL	Alex Lewis	X	X	X	LG	LG	LG	LG	LG	LG	LG	LG	LG	LG	LG	LG	15	12	0	0	
64	C	Lundblade, Brad	NWT	NWT	NWT	NWT	NWT	NWT	NWT	NWT	NWT	NWT	NWT	NWT	NWT	NWT	PS	PS	0	0	0	0
50	LB	Frankie Luvu	X	X	X	X	PS	PS	X	X	X	X	X	X	X	X	X	13	0	0	0	
83	WR	Josh Malone	PS	PS	PS	PS	PS	PS	PS	PS	PS	PS	PS	PS	PS	PS	PS	1	0	0	0	
23	CB	Arthur Maulet	X	X	X	X	PS	PS	PS	CB	CB	CB	CB	IA	IA	CB	CB	11	5	0	2	
20	S	Marcus Maye	FS	FS	FS	FS	FS	FS	FS	FS	FS	FS	FS	FS	FS	FS	FS	15	15	0	0	
47	LB	Albert McClellan	X	X	X	X	X	IA	IA	IR	IR	IR	IR	IR	IR	IR	IR	5	0	0	2	
69	OL	Conor McDermott	NWT	NWT	NWT	IA	IA	DNP	DNP	DNP	IA	X	X	X	X	X	RG	6	1	3	3	
99	DL	Steve McLendon	DL	DL	DL	DL	DL	DL	DL	DL	DL	DL	DL	DL	DL	DL	DL	15	15	0	0	
45	S	Rontez Miles	X	X	X	X	X	X	IA	IR	IR	IR	IR	IR	IR	IR	IR	8	0	0	1	
88	WR/RB	Ty Montgomery	X	X	X	X	X	RB	X	X	X	X	X	X	X	RB	X	15	2	0	0	
30	RB	Jalin Moore	R/NFI	R/NFI	R/NFI	R/NFI	R/NFI	R/NFI	R/NFI	R/NFI	R/NFI	R/NFI	R/NFI	R/NFI	R/NFI	R/NFI	R/NFI	2	2	0	10	
57	LB	C.J. Mosley	ILB	IA	IA	IA	IA	ILB	IA	IA	IA	IA	IA	IA	IR	IR	IR	2	2	0	0	
43	LB	Jamey Mosley	PS	PS	PS	PS	NWT	NWT	NWT	PS	PS	PS	PS	NWT	NWT	NWT	NWT	2	2	0	0	
61	OL	James Murray	NWT	NWT	NWT	NWT	NWT	NWT	NWT	PS	PS	PS	PS	PS	PS	PS	PS	3	3	0	3	
70	G	Kelechi Osemele	LG	LG	LG	IA	IA	IA	NWT	NWT	NWT	NWT	NWT	NWT	NWT	NWT	NWT	14	4	0	1	
98	DL	Kyle Phillips	IA	X	X	DL	X	DL	DL	X	X	X	X	X	X	DL	X	13	9	0	2	
34	CB	Brian Poole	X	CB	X	CB	CB	CB	CB	X	CB	CB	CB	CB	IA	IA	X	12	1	0	3	
29	RB	Bilal Powell	IA	IA	X	X	X	X	X	X	X	X	X	X	RB	IA	X	2	0	0	0	
79	OL	Brent Qvale	IR	IR	IR	IR	IR	IR	IR	IR	IR	IR	IR	IR	X	X	X	2	0	0	0	
43	LB	Wyatt Ray	NWT	NWT	NWT	NWT	NWT	NWT	NWT	NWT	NWT	NWT	NWT	NWT	PS	PS	PS	0	0	0	0	
27	CB	Darryl Roberts	CB	CB	CB	CB	CB	CB	CB	IA	IA	IA	X	SS	SS	X	X	12	10	0	3	
72	T	Brandon Shell	RT	RT	RT	IA	X	RT	RT	RT	X	X	X	RT	RT	RT	RT	14	10	0	1	
97	DL	Nathan Shepherd	IA	R/SUS	R/SUS	R/SUS	R/SUS	R/SUS	R/SUS	X	X	X	X	X	X	X	X	8	0	0	1	
19	QB	Trevor Siemian	DNP	QB	IR	IR	IR	IR	IR	IR	IR	IR	IR	IR	IR	IR	IR	1	1	1	0	
1	WR	Jeff Smith	PS	PS	PS	PS	PS	PS	PS	PS	PS	PS	PS	PS	PS	X	IR	1	0	0	0	
17	WR	Vyncint Smith	NWT	NWT	NWT	X	X	WR	WR	X	X	X	X	X	X	X	WR	12	3	0	0	
18	WR	Demaryius Thomas	NWT	WR	IA	WR	WR	WR	X	WR	WR	WR	WR	WR	WR	IA	IA	11	10	0	2	
6	K	Kaare Vedvik	K	NWT	NWT	NWT	NWT	NWT	NWT	NWT	NWT	NWT	NWT	NWT	NWT	NWT	NWT	1	0	0	0	
85	TE	Trevon Wesco	X	X	X	TE	X	X	X	X	X	X	X	X	X	X	X	15	1	0	0	
5	QB	Mike White	NWT	NWT	NWT	PS	PS	PS	PS	PS	PS	PS	PS	PS	PS	PS	PS	0	0	0	0	
92	DL	Leonard Williams	DL	DL	DL	DL	DL	DL	DL	NWT	NWT	NWT	NWT	NWT	NWT	NWT	NWT	7	7	0	0	
95	DL	Quinnen Williams	X	IA	IA	X	X	X	X	DL	DL	DL	DL	DL	DL	DL	DL	12	7	0	3	
54	LB	Avery Williamson	IR	IR	IR</																	



GAME-BY-GAME STARTERS

OFFENSIVE STARTERS

Opp.	Date	QB	RB	TE	WR	WR	WR	LT	LG	C	RG	RT
vs. BUF	9/8	Darnold	Bell	Griffin	R. Anderson	Enunwa	Crowder	Beachum	Osemele	Kalil	Winters	Shell
vs. CLV	9/16	Siemian	Bell	Griffin	R. Anderson	Thomas	Crowder	Beachum	Osemele	Kalil	Winters	Shell
at NE	9/22	Falk	Bell	Griffin	R. Anderson	Brown ^{TE}	Crowder	Beachum	Lewis	Kalil	Winters	Shell
at PHI	10/6	Falk	Bell	Griffin	R. Anderson	Thomas	Wesco ^{TE}	Beachum	Lewis	Kalil	Winters	Edoga
vs. DAL	10/13	Darnold	Bell	Griffin	R. Anderson	Thomas	Crowder	Beachum	Lewis	Kalil	Winters	Edoga
vs. NE	10/21	Darnold	Bell	Griffin	V. Smith	Thomas	J. Harrison ^{FB}	Edoga	Lewis	Kalil	Winters	Shell
at JAX	10/27	Darnold	Bell	Griffin	R. Anderson	Montgomery ^{RB}	V. Smith	Edoga	Lewis	Kalil	Winters	Shell
at MIA	11/3	Darnold	Bell	Griffin	R. Anderson	Thomas	Crowder	Edoga	Lewis	Harrison	Winters	Shell
vs. NYG	11/10	Darnold	Bell	Griffin	R. Anderson	Thomas	Crowder	Beachum	Lewis	Harrison	Winters	Edoga
at WAS	11/17	Darnold	Bell	Griffin	R. Anderson	Thomas	Crowder	Beachum	Lewis	Harrison	Compton	Edoga
vs. OAK	11/24	Darnold	Bell	Griffin	R. Anderson	Thomas	Crowder	Beachum	Lewis	Harrison	Compton	Edoga
at CIN	12/1	Darnold	Bell	Griffin	R. Anderson	Thomas	Brown ^{TE}	Beachum	Lewis	Harrison	Compton	Shell
vs. MIA	12/8	Darnold	Powell	Griffin	R. Anderson	Thomas	Crowder	Beachum	Lewis	Harrison	Compton	Shell
at BLT	12/12	Darnold	Bell	Brown	R. Anderson	Montgomery ^{RB}	Crowder	Beachum	Lewis	Harrison	Compton	Shell
vs. PIT	12/22	Darnold	Bell	Brown	R. Anderson	Smith	Crowder	Beachum	Lewis	Harrison	McDermott	Shell
at BUF	12/29											

DEFENSIVE STARTERS

Opp.	Date	DL	DL	DL	OLB	ILB	ILB	OLB	CB	CB	S	S
vs. BUF	9/8	L. Williams	McLendon	H. Anderson	Kaufusi ^{DL}	Mosley	Hewitt	Langi	Johnson	Roberts	Adams	Maye
vs. CLV	9/16	L. Williams	McLendon	H. Anderson	Jenkins	Cashman	Hewitt	Pooler ^{CB}	Hairston	Roberts	Adams	Maye
at NE	9/22	L. Williams	McLendon	H. Anderson	Basham	Cashman	Hewitt	Langi	Hairston	Roberts	Adams	Maye
at PHI	10/6	L. Williams	McLendon	H. Anderson	Basham	Pooler ^{CB}	Hewitt	Phillips ^{DL}	Johnson	Roberts	Adams	Maye
vs. DAL	10/13	L. Williams	McLendon	Q. Williams	Jenkins	Cashman	Hewitt	Pooler ^{CB}	Johnson	Roberts	Adams	Maye
vs. NE	10/21	L. Williams	McLendon	Phillips	Jenkins	Mosley	Cashman	Pooler ^{CB}	Johnson	Roberts	Adams	Maye
at JAX	10/27	L. Williams	McLendon	Phillips	Jenkins	Cashman	Burgess	Pooler ^{CB}	Johnson	Roberts	Adams	Maye
at MIA	11/3	Q. Williams	McLendon	H. Anderson	Jenkins	Copeland	Burgess	Langi	Hairston	Roberts	Adams	Maye
vs. NYG	11/10	Q. Williams	McLendon	H. Anderson	Jenkins	Copeland	Burgess	Pooler ^{CB}	Hairston	Maulet	Adams	Maye
at WAS	11/17	Q. Williams	McLendon	H. Anderson	Jenkins	Hewitt	Burgess	Pooler ^{CB}	Austin	Maulet	Adams	Maye
vs. OAK	11/24	Q. Williams	McLendon	H. Anderson	Jenkins	Hewitt	Burgess	Pooler ^{CB}	Austin	Maulet	Adams	Maye
at CIN	12/1	Q. Williams	McLendon	H. Anderson	Jenkins	Hewitt	Burgess	Pooler ^{CB}	Austin	Maulet	Adams	Maye
vs. MIA	12/8	Q. Williams	McLendon	H. Anderson	Jenkins	Hewitt	Burgess	Brown ^{CB}	Austin	Hairston	Roberts	Maye
at BLT	12/12	Phillips	McLendon	H. Anderson	Jenkins	Hewitt	Burgess	Canady ^{CB}	Austin	Hairston	Roberts	Maye
vs. PIT	12/22	Q. Williams	McLendon	H. Anderson	Jenkins	Hewitt	Burgess	Copeland	Austin	Maulet	Adams	Maye
at BUF	12/29											



SEASON SUPERLATIVES

SINGLE-GAME TEAM HIGHS AND LOWS

	NEW YORK JETS				OPPONENTS			
YARDS/FIRST DOWNS								
	HIGH		LOW		HIGH		LOW	
Total Net Yards	401	vs. OAK 11/24	105	at NE 9/22	430	at BLT 12/12	208	vs. OAK 11/24
Total Plays	69	2X, last vs. MIA 12/8	47	at NE 9/22	79	vs. NE 10/21	57	vs. OAK 11/24
First Downs	23	at WAS 11/17	6	at NE 9/22	26	vs. DAL 10/13	10	vs. OAK 11/24
RUSHING								
	HIGH		LOW		HIGH		LOW	
Rushing Yards	115	at WAS 11/17	36	vs. NE 9/22	218	at BLT 12/12	23	vs. NYG 11/10
Rushing Attempts	33	at WAS 11/17	15	at JAX 10/27	34	4X, last at BLT 12/12	17	vs. NYG 11/10
Average Gain/Rush	4.3	at BLT 12/12	1.8	vs. NE 9/22	6.4	at BLT 12/12	1.4	vs. NYG 11/10
PASSING								
	HIGH		LOW		HIGH		LOW	
Net Passing Yards	326	vs. DAL 10/13	61	at PHI 10/6	313	at NE 9/22	140	vs. OAK 11/24
Pass Attempts	48	at CIN 12/1	22	at NE 9/22	45	2X, last vs. NE 10/21	29	at PHI 10/6
Pass Completions	28	2X, last at CIN 12/1	11	vs. NE 10/21	31	vs. NE 10/21	17	at PHI 10/6
Yards/Attempt	10.6	vs. DAL 10/13	2.3	vs. NE 10/21	9.3	vs. CLV 9/16	4.0	vs. OAK 11/24
Interceptions Thrown	4	vs. NE 10/21	0	6X, last vs. PIT 12/22	2	2X, last vs. PIT 12/22	0	6X, last at CIN 12/1
Sacks Allowed	10.0	at PHI 10/6	1.0	4X, last vs. BLT 12/12	6.0	2X, last at WAS 11/17	0.0	vs. NE 10/21
FUMBLES								
	HIGH		LOW		HIGH		LOW	
Fumbles Lost	2	vs. NE 10/21	0	5X, last vs. MIA 12/8	2	2X, last vs. NYG 11/10	0	8X, last vs. PIT 12/22
PENALTIES								
	HIGH		LOW		HIGH		LOW	
Penalties	12	vs. CLV 9/16	3	vs. PIT 12/22	11	at WAS 11/17	2	at CIN 12/1
Penalized	106	at CIN 12/1	30	vs. PIT 12/22	92	vs. NE 10/21	15	at CIN 12/1
POINTS • TIME OF POSSESSION								
	HIGH		LOW		HIGH		LOW	
Points	34	3X, last vs. OAK 11/24	0	vs. NE 10/21	42	at BLT 12/12	3	vs. OAK 11/24
Touchdowns	4	2X, last vs. OAK 11/24	0	3X, last at CIN 12/1	6	at BLT 12/12	0	2X, last vs. MIA 12/8
Time of Possession	32:19	at WAS 11/17	21:33	vs. NE 10/21	38:27	vs. NE 10/21	27:41	at WAS 11/17

SINGLE-GAME INDIVIDUAL BESTS

	NEW YORK JETS		OPPONENTS	
RUSHING				
Yards Rushing	87	Le'Veon Bell, at BLT 12/12	105	Ezekiel Elliott, vs. DAL 10/13
Rushing Attempts	25	Le'Veon Bell, vs. PIT 12/22	28	Ezekiel Elliott, vs. DAL 10/13
Longest Run	24	Sam Darnold, vs. NYG 11/10	66	Leonard Fournette, at JAX 10/27
Longest TD Run	19t	Vyncint Smith, at PHI 10/6	19t	Nick Chubb, vs. BUF 9/8
PASSING				
Yards Passing (gross)	338	Sam Darnold, vs. DAL 10/13	325	Baker Mayfield, vs. CLV 9/16
Passes Attempted	48	Sam Darnold, at CIN 12/1	45	Tom Brady, vs. NE 10/21
Passes Completed	28	2X, last Sam Darnold, at CIN 12/1	31	Tom Brady, vs. NE 10/21
TD Passes	4	Sam Darnold, at WAS 11/17	5	Lamar Jackson, at BLT 12/12
RECEIVING				
Yards Receiving	125	Robby Anderson, vs. DAL 10/13	161	Odell Beckham, Jr., vs. CLV 9/16
Receptions	14	Jamison Crowder, vs. BUF 9/8	10	Darius Slayton, vs. NYG 11/10
Longest Reception	92t	Robby Anderson, vs. DAL 10/13	89t	Odell Beckham, Jr., vs. CLV 9/16
Longest TD Reception	92t	Robby Anderson, vs. DAL 10/13	89t	Odell Beckham, Jr., vs. CLV 9/16
SPECIAL TEAMS • DEFENSE				
Longest Kick Return	78	Vyncint Smith, at MIA 11/3	30	Steven Sims at WAS 11/17
Longest Punt	63	2X, last Lachlan Edwards, vs. PIT 12/22	60	3X, last Tress Way at WAS 11/17
Longest Punt Return	26	Braxton Berrrios, vs. OAK 11/24	22	Gunner Olszewski, vs. NE 10/21
Longest Field Goal	54	Sam Ficken, vs. PIT 12/22	62	Brett Maher, vs. DAL 10/13
Longest FG Att.	55	Sam Ficken, at PHI 10/6	62	Brett Maher, vs. DAL 10/13
Most Tackles	16	Neville Hewitt, at PHI 10/6	13	Joe Schobert, vs. CLV 9/16
QB Sacks	3.0	Jamal Adams, at WAS 11/17	3.0	3X, last Carlos Dunlap at CIN 12/1
Pass Intercepted	1	Many	1	Many

THE LAST TIME...



TEAM

Won in Overtime

JETS: 23-20 vs. JAX (41-yd FG by Chandler Catanzaro) 10/01/17
 OPP: 44-38, vs. GB (16-yd TD by Davante Adams) 12/23/18

Won in Last 2:00 of Regulation

JETS: 22-21 (Sam Ficken 44-yd FG; 0:03 in 4Q) vs. MIA 12/08/19
 OPP: 31-28 (Cody Parkey 39-yd FG; 0:22 in 4Q), at MIA 10/22/17

Tied Game in Last 2:00

JETS: 38-38 (Jason Myers 33-yd FG) vs. GB 12/23/18
 OPP: 20-20 (Jason Myers 22-yd FG), vs. JAX 10/01/17

Shutout

JETS: 37-0 vs. CIN 01/03/10
 OPP: 33-0, vs. NE 10/21/19

Won by Three-or-Less Points

JETS: 22-21 vs. MIA 12/08/19
 OPP: 17-16, vs. BUF 09/08/19

Won by Eight-or-Less Points

JETS: 16-10 vs. PIT 12/22/19
 OPP: 26-18, at MIA 11/03/19

Won by 20+ Points

JETS: 34-3 vs. OAK 11/24/19
 OPP: 33-0, vs. NE 10/21/19

Won after Trailing by 20+ Points

JETS: 40-37 (Trailed 30-7 with 00:12 in 3Q) vs. MIA 10/23/00
 OPP: 31-27 (Trailed 21-0 with 5:53 in 2Q), vs. NE 11/10/96

Won after Trailing by 10+ Points

JETS: 27-23 (Trailed 14-3 with 11:13 in 2Q) at BUF 12/09/18
 OPP: 17-16 (Trailed 16-0 with 3:52 in 3Q), vs. BUF 09/08/19

Won after Trailing in the Fourth Quarter

JETS: 22-21 (Trailed 19-21 with 1:33 in 4Q) vs. MIA 12/08/19
 OPP: 17-16 (Trailed 16-3 in 4Q), vs. BUF 09/08/19

Won after Trailing at Halftime

JETS: 27-23 (Trailed 13-17 at Half) at BUF 12/09/18
 OPP: 17-16 (Trailed 8-0 at Half), vs. BUF 09/08/19

OFFENSE

500+ Total Net Yards (Team)

JETS: 512 (323 rush, 189 pass) vs. DEN 10/07/18
 OPP: 540 (127 rush, 413 pass), vs. GB 12/28/18

400+ Total Net Yards (Team)

JETS: 401 (88 rush, 313 pass) vs. OAK 11/24/19
 OPP: 430 (218 rush, 212 pass), at BLT 12/12/19

50+ Points Scored (Team)

JETS: 56 vs. ARZ 09/28/08
 OPP: 52, at MIA 09/03/95

40+ Points Scored (Team)

JETS: 42 vs. IND 10/14/18
 OPP: 42, at BLT 12/12/19

No Turnovers

JETS: at CIN 12/01/19
 OPP: at BLT 12/12/19

No Sacks Allowed

JETS: at BUF 12/09/18
 OPP: vs. NE 10/21/19

PASSING

100+ Passer Rating (Individual)

JETS: Sam Darnold (127.8) vs. OAK 11/24/19
 OPP: Mason Rudolph (104.0), vs. PIT 12/22/19

400+ Net Passing Yards (Team)

JETS: 473 (69 att) at BLT 12/24/00
 OPP: 413 (55), vs. GB 12/23/18

300+ Net Passing Yards (Team)

JETS: 313 (29 att) vs. OAK 11/24/19
 OPP: 313 (45), at NE 09/22/19

400+ Passing Yards (Individual)

JETS: Vinny Testaverde (481 yards) at BLT 12/24/00
 OPP: Aaron Rodgers (442), vs. GB 12/23/18

300+ Passing Yards (Individual)

JETS: Sam Darnold (315 yards) vs. OAK 11/24/19
 OPP: Daniel Jones (308), vs. NYG 11/10/19

50+ Passing Attempts (Individual)

JETS: Ryan Fitzpatrick (50 att.) at NYG 12/06/15
 OPP: Aaron Rodgers (55), vs. GB 12/23/18

40+ Passing Attempts (Individual)

JETS: Sam Darnold (48 att.) at CIN 12/01/19
 OPP: Daniel Jones (40), vs. NYG 11/10/19

30+ Pass Completions (Individual)

JETS: Josh McCown (31 cmp.) vs. NE 10/15/17
 OPP: Tom Brady (31), vs. NE 10/21/19

25+ Pass Completions (Individual)

JETS: Sam Darnold (28 cmp.) at CIN 12/01/19
 OPP: Daniel Jones (26), vs. NYG 11/10/19

Six+ Touchdown Passes (Individual)

JETS: Brett Favre (6*) vs. ARZ 09/28/08
 OPP: Dan Marino (6), vs. MIA 09/21/86
 *Tied Franchise Record

Five+ Touchdown Passes (Individual)

JETS: Brett Favre (6*) vs. ARZ 09/28/08
 OPP: Lamar Jackson (5), at BLT 12/12/19
 *Tied Franchise Record

Four+ Touchdown Passes (Individual)

JETS: Sam Darnold (4) at WAS 11/17/19
 OPP: Lamar Jackson (5), at BLT 12/12/19

RUSHING

300+ Rushing Yards (Team)

JETS: 323 (38 att.) vs. DEN 10/07/18
 OPP: 328 (47 att.), at NE 09/18/83

200+ Rushing Yards (Team)

JETS: 323 (38 att.) vs. DEN 10/07/18
 OPP: 218 (34 att.), at BLT 12/12/19

200+ Rushing Yards (Individual)

JETS: Isaiah Crowell (219 yds*) vs. DEN 10/07/18
 OPP: Thurman Thomas (214 yds), vs. BUF 09/24/90
 *Franchise Record

100+ Rushing Yards (Individual)

JETS: Isaiah Crowell (219 yds*) vs. DEN 10/07/18
 OPP: Ezekiel Elliott (105 yds), vs. DAL 10/13/19
 *Franchise Record



THE LAST TIME...

RUSHING (CONTINUED)

Consecutive 100-Yard Rush Performances (Individual)

JETS:	Chris Ivory (166 yds) at MIA (London)	10/04/15
	Chris Ivory (146 yds) vs. WAS	10/18/15
OPP:	LeSean McCoy (113 yds), vs. BUF	11/11/18
	Sony Michel (133 yds), vs. NE	11/25/18

50+ Rushing Attempts (Team)

JETS:	52 (177 yds) vs. NE	10/20/13
OPP:	50 (151 yds), vs. NE	12/26/05

40+ Rushing Attempts (Team)

JETS:	49 (157 yds) vs. KC	12/03/17
OPP:	46 (212 yds), vs. BUF	11/11/18

30+ Rushing Attempts (Individual)

JETS:	Matt Forté (30 att.) vs. BLT	10/23/16
OPP:	Clinton Portis (36), vs. WAS	11/04/07

Three+ Rushing Touchdowns (Individual)

JETS:	Matt Forté (3) at BUF	09/15/16
OPP:	Sony Michel (3), vs. NE	10/21/19

Two+ Rushing Touchdowns (Individual)

JETS:	Isaiah Crowell (2) at CLV	09/20/18
OPP:	Sony Michel (3), vs. NE	10/21/19

Rush of 70 Yards or More (Individual)

JETS:	Isaiah Crowell (77t) vs. DEN	10/07/18
OPP:	Alex Smith (70), vs. KC	12/03/17

Rush of 40 Yards or More (Individual)

JETS:	Isaiah Crowell (77t) vs. DEN	10/07/18
	Isaiah Crowell (54)	
OPP:	Leonard Fournette (66), at JAX	10/27/19

RECEIVING

10+ Receptions (Individual)

JETS:	Le'Veon Bell (10 rec.) vs. CLV	09/16/19
OPP:	Darius Slayton (10), vs. NYG	11/10/19

200+ Receiving Yards (Individual)

JETS:	Eric Decker (221 yds) at MIA	12/28/14
OPP:	Jordy Nelson (209), at GB	09/14/14

100+ Receiving Yards (Individual)

JETS:	Robby Anderson (116 yds) vs. MIA	12/08/19
OPP:	Darius Slayton (121), vs. NYG	11/10/19

Consecutive 100-Yard Receiving Games (Individual)

JETS:	Robby Anderson (101 yds) at CIN	12/01/19
	Robby Anderson (116) vs. MIA	12/08/19
OPP:	John Brown (123), vs. BUF	09/08/19
	Odell Beckham, Jr. (161), vs. CLV	09/16/19

Two 100-Yard Receivers in Same Game

JETS:	Robby Anderson (107 yds) vs. KC	12/03/17
	Jermaine Kearse (157 yds)	
OPP:	Dede Westbrook (130 yds), at JAX	09/30/18
	Donte Moncrief (109 yds)	09/30/18

Three+ Receiving Touchdowns (Individual)

JETS:	Plaxico Burress (3) vs. SD	10/23/11
OPP:	Michael Crabtree (3), at OAK	09/17/17

Two+ Receiving Touchdowns (Individual)

JETS:	Jamison Crowder (2) at BLT	12/12/19
OPP:	Darius Slayton (2), vs. NYG	11/10/19
	Golden Tate (2)	

Multiple Receivers with Multiple Receiving TDs

JETS:	Laveranues Coles (3) vs. ARZ	09/28/08
	Jerricho Cotchery (2)	
OPP:	Darius Slayton (2), vs. NYG	11/10/19
	Golden Tate (2)	

Pass Reception of 70 Yards or More

JETS:	Robby Anderson (92t yds) vs. DAL	10/13/19
OPP:	Chris Conley (70t), at JAX	10/27/19

Pass Reception of 40 Yards or More

JETS:	Robby Anderson (41 yds) at BLT	12/12/19
	Jamison Crowder (41)	
OPP:	Derrius Guice (45t), at WAS	11/17/19
	Terry McLaurin (41)	

DEFENSE

Shutout

JETS:	37-0 vs. CIN	01/03/10
OPP:	33-0, vs. NE	10/21/19

Game without Allowing an Offensive Touchdown (Team)

JETS:	22-21 vs. MIA	12/08/19
OPP:	22-6, vs. CIN	12/01/19

Under 200 Total Yards Allowed (Team)

JETS:	168 at MIA	11/04/18
OPP:	154, vs. NE	10/21/19

Under 100 Net Passing Yards Allowed (Team)

JETS:	56 vs. ARZ	12/02/12
OPP:	73, vs. NE	10/21/19

Completion Percentage under 50.0% (Team)

JETS:	48.6% (J. Allen & Z. Jones: 18/37), at BUF	12/09/18
OPP:	34.4% (S. Darnold: 11/32) vs. NE	10/21/19

Passer Rating under 50 (Team)

JETS:	43.3 (J. Allen & Z. Jones), at BUF	12/09/18
OPP:	3.6 (S. Darnold) vs. NE	10/21/19

Under 50 Rushing Yards Allowed (Team)

JETS:	44 (25 att.) at CIN	12/12/19
OPP:	46 (14), at JAX	10/27/19

Five+ Takeaways (Team)

JETS:	5 (5 INTs) at DET	09/10/18
OPP:	6 (4 INTs, 2 FRs), vs. NE	10/21/19

Four+ Takeaways (Team)

JETS:	4 (2 INTs, 2 FR) vs. BUF	09/08/19
OPP:	6 (4 INTs, 2 FRs), vs. NE	10/21/19

Safety (Individual)

JETS:	James Burgess Tackle (R. Fitzpatrick -1yd Run) at MIA	11/03/19
OPP:	Aborted Snap (J. Harrison) Out of End Zone, at MIA	11/03/19

Six+ Sacks (Team)

JETS:	6.0 at WAS	11/17/19
OPP:	8.0, at JAX	10/27/19

Three+ Sacks (Individual)

JETS:	Jamal Adams (3.0) at WAS	11/17/19
OPP:	Carlos Dunlap (3.0), at CIN	12/01/19



DEFENSE (CONTINUED)

Two+ Sacks (Individual)

JETS: Jordan Jenkins (2.0) vs. MIA 12/08/19
 OPP: Carlos Dunlap (3.0), at CIN 12/01/19

Three+ Interceptions (Team)

JETS: 3 vs. IND 10/14/18
 OPP: 3, at JAX 10/27/19

Two+ Interceptions (Individual)

JETS: Trumaine Johnson (2) at BUF 12/09/18
 OPP: Tre Herndon (2), at JAX 10/27/19

Interception Returned for a Touchdown (Individual)

JETS: Brian Poole (Derek Carr) 15 yds vs. OAK 11/24/19
 OPP: Jerome Baker (Sam Darnold) 25 yds, at MIA 11/04/18

Three+ Fumble Recoveries (Team)

JETS: 3 vs. BUF 11/02/17
 OPP: 3, at NE 12/30/18

Two+ Forced Fumbles (Individual)

JETS: Jamal Adams (2) vs. NYG 11/10/19
 OPP: Orlando Scandrick (2), at PHI 10/06/19

Two+ Fumble Recoveries (Individual)

JETS: Darrelle Revis (2) at IND 09/21/15
 OPP: Bashaud Breeland (2), vs. WAS 10/18/15

Fumble Rec. Returned for a Touchdown (Individual)

JETS: Jamal Adams (25 yds) vs. NYG 11/10/19
 OPP: Orlando Scandrick (44 yds), at PHI 10/06/19

SPECIAL TEAMS

Blocked Punt (Individual)

JETS: Tarell Basham (S. Koch) at BLT 12/12/19
 OPP: Walt Aikens (L. Edwards), vs. MIA 12/17/16

Blocked Punt Returned for a Touchdown (Individual)

JETS: B.J. Bello (14t yds; S. Koch) at BLT 12/12/19
 OPP: Walt Aikens (11t yds; L. Edwards), vs. MIA 12/17/16

Blocked Field Goal (Individual)

JETS: Henry Anderson (49 yds; S. Hauschka) at BUF 12/09/18
 OPP: Patrick Ricard (49 yds; S. Ficken), at BLT 12/12/19

Blocked FG Returned for a Touchdown (Individual)

JETS: Ray Mickens (72t yds; C. Ford) vs. OAK 09/21/97
 OPP: Mike Haynes (65t yds; P. Leahy), vs. NE 10/05/80

Missed FG Returned for a Touchdown (Individual)

JETS: Aaron Glenn (104t yds) at IND 11/15/98
 (Vanderjagt 63-yard FG attempt)
 OPP: Never

Blocked Extra Point (Individual)

JETS: Henry Anderson (R. Succop) at TEN 12/02/18
 OPP: Antwan Odom (M. Nugent), at TEN 12/23/07

Missed Extra Point (Individual)

JETS: Sam Ficken at BLT 12/12/19
 OPP: Justin Tucker, at BLT 12/12/19

Kickoff Return for a Touchdown (Individual)

JETS: Andre Roberts (99t yds) vs. GB 12/23/18
 OPP: Kenyan Drake (96t yds), at MIA 11/06/16

Kickoff Return of 40+ Yards

JETS: Vyncint Smith (78 yds) at MIA 11/03/19
 OPP: Kenyan Drake (96t yds), at MIA 11/06/16

Punt Return for a Touchdown (Individual)

JETS: Andre Roberts (78 yds) at DET 09/10/18
 OPP: Kaelin Clay (60 yds), vs. CAR 11/26/17

Punt Return of 20+ Yards (Individual)

JETS: Braxton Berrios (20 yds) vs. PIT 12/22/19
 OPP: Dede Westbrook (24 yds), at JAX 10/27/19

Game-Winning Field Goal (Last 2:00 of 4Q or OT)

JETS: Sam Ficken (44 yds; 0:03 in 4Q) vs. MIA 12/08/19
 OPP: Cody Parkey (39 yd; 0:22 in 4Q), at MIA 10/22/17

Five+ Field Goals Attempted

JETS: Jason Myers (5/5) at TEN 12/02/18
 OPP: Jason Sanders (7/7), vs. MIA 12/08/19

Four+ Field Goals Made

JETS: Jason Myers (5/5) at TEN 12/02/18
 OPP: Jason Sanders (7/7), vs. MIA 12/08/19

Successful Onsides Kick

JETS: Chandler Catanzaro (M. Maye recovered), vs. LAC 12/24/17
 OPP: Stephen Hauschka (S. Thomas recovered), vs. BUF 11/02/17

Failed Onsides Kick

JETS: Sam Ficken (J. Richards recovered) at BLT 12/12/19
 OPP: Dustin Hopkins (Illegal Touch Pen.), at WAS 11/17/19

ROSTER BREAKDOWN





DRAFT SELECTIONS

Year	Player	Draft Round
2011	Bilal Powell	4
2016	Jordan Jenkins	3
	Brandon Shell	5
	Lachlan Edwards	7a
2017	Jamal Adams	1
	Marcus Maye	2
2018	Sam Darnold	1
	Nathan Shepherd	3
	Folorunso Fatukasi	6b
2019	Quinnen Williams	1
	Trevon Wesco	4
	Bless Austin	6

12 TRADE & WAIVER CLAIMS 13

Year	Player	Previous Team
2016	Darryl Roberts	Claimed • NE
2017	Thomas Hennessey	Trade • IND
2018	Henry Anderson	Trade • IND
	Tarell Basham	Claimed • IND
2019	Braxton Berrios	Claimed • NE
	James Burgess	Claimed • MIA
	Maurice Canady	Claimed • BLT
	Nate Hairston	Trade • IND
	Bennett Jackson	Claimed • BLT
	Alex Lewis	Trade • BLT
	Conor McDermott	Claimed • BUF
	Demaryius Thomas	Trade • NE
	Jordan Willis	Claimed • CIN

UNDRAFTED FREE AGENTS 4

Year	Player
2014	Brent Qvale
2016	Robby Anderson
2018	Frankie Luvu
2019	Kyle Phillips

RESERVE LIST

Player	Acquired	List
Josh Bellamy	UFA '19	Reserve/Injured
Kyron Brown	UFA '19	Reserve/Injured
Trenton Cannon	D6c '18	Reserve/Injured
Blake Cashman	D5 '19	Reserve/Injured
Chuma Edoga	D3b '19	Reserve/Injured
Quincy Enunwa	D6b '14	Reserve/Injured
John Franklin-Myers	W '19	Reserve/Injured
Ryan Griffin	FA '19	Reserve/Injured
Chris Herndon	D4 '18	Reserve/Injured
Trumaine Johnson	UFA '18	Reserve/Injured
Ryan Kalil	FA '19	Reserve/Injured
Albert McClellan	FA '19	Reserve/Injured
Rontez Miles	UdFA '13	Reserve/Injured
Jalin Moore	UdFA '19	Reserve/NFI
C.J. Mosley	UFA '19	Reserve/Injured
Trevor Siemian	UFA '19	Reserve/Injured
Jeff Smith	UFA '19	Reserve/Injured
Avery Williamson	UFA '18	Reserve/Injured
Brian Winters	D3 '13	Reserve/Injured

FREE AGENTS

Year	Player	How Acquired
2016	Steve McLendon	Unrestricted FA • PIT
2017	Kelvin Beachum	Unrestricted FA • JAX
	Jonotthan Harrison	Free Agent
2018	Brandon Copeland	Free Agent
	Neville Hewitt	Free Agent
	Harvey Langi	Free Agent
2019	Josh Adams	Free Agent
	Le'Veon Bell	Unrestricted FA • PIT
	B.J. Bello	Free Agent
	Daniel Brown	Unrestricted FA • CHI
	Tom Compton	Unrestricted FA • MIN
	Blake Countess	Free Agent
	Jamison Crowder	Unrestricted FA • WAS
	Kenneth Dixon	Free Agent
	David Fales	Free Agent
	Matthias Farley	Free Agent
	Sam Ficken	Free Agent
	Leo Koloamatangi	Free Agent
	Josh Malone	Free Agent
	Arthur Maulet	Free Agent
Ty Montgomery	Unrestricted FA • BLT	
Brian Poole	Free Agent	
Vyncint Smith	Free Agent	
Paul Worrilow	Free Agent	

PERSONNEL MOVES



JANUARY

Day	Pos.	Name	Transaction
4	CB	Tevaughn Campbell	Signed, Reserve/Future
	DL	Charles Tapper	Signed, Reserve/Future
5	WR	Stacy Coley	Signed, Reserve/Future
8	LB	Harvey Langi	Signed, Reserve/Future
9	WR	Tim White	Signed, Reserve/Future
29	CB	Arthur Maulet	Signed, Reserve/Future

FEBRUARY

Day	Pos.	Name	Transaction
5	C	Spencer Long	Released
7	G	Jordan Morgan	Signed, FA

MARCH

Day	Pos.	Name	Transaction
13	RB	Isaiah Crowell	Released
	C	Jonotthan Harrison	Re-Signed, Unrestricted FA
	DL	Steve McLendon	Re-Signed, Unrestricted FA
	G	Kelechi Osemele	Acquired via Trade (OAK)
	CB	Darryl Roberts	Re-Signed, Unrestricted FA
15	DL	Henry Anderson	Re-Signed, Unrestricted FA
	RB	Le'Veon Bell	Signed, Unrestricted FA (PIT)
	WR	Josh Bellamy	Signed, Unrestricted FA (CHI)
	K	Chandler Catanzaro	Signed, Unrestricted FA (CAR)
	WR	Jamison Crowder	Signed, Unrestricted FA (WAS)
	LB	C.J. Mosley	Signed, Unrestricted FA (BLT)
	CB	Brian Poole	Signed, FA
18	G	Tom Compton	Signed, Unrestricted FA (MIN)
	LB	Neville Hewitt	Re-Signed, Unrestricted FA
19	TE	Daniel Brown	Signed, Unrestricted FA (CHI)
	T	Brent Qvale	Re-Signed, Unrestricted FA
	TE	Eric Tomlinson	Re-Signed, FA
21	QB	Trevor Siemian	Signed, Unrestricted FA (MIN)
25	LB	Brandon Copeland	Re-Signed, Unrestricted FA
	TE	Neal Sterling	Re-Signed, Unrestricted FA
28	WR	Deontay Burnett	Re-Signed, Exc. Rights FA
	S	Jeremy Clark	Re-Signed, Exc. Rights FA
	QB	Davis Webb	Re-Signed, Exc. Rights FA
29	G	Ben Braden	Re-Signed, Exc. Rights FA
	S	Doug Middleton	Re-Signed, Exc. Rights FA

APRIL

Day	Pos.	Name	Transaction
2	RB	De'Angelo Henderson	Re-Signed, Exc. Rights FA
	LB	Frankie Luvu	Re-Signed, Exc. Rights FA
5	WR	Quadree Henderson	Claimed (NYG)
8	DL	Bronson Kaufusi	Re-Signed, Exc. Rights FA
	LB	Anthony Wint	Re-Signed, Exc. Rights FA
10	QB	Brandon Silvers	Signed, FA
12	WR/RB	Ty Montgomery	Signed, Unrestricted FA (BLT)
24	RB/WR	Valentine Holmes	Allocated via International Player Pathway
25	DL	Quinnen Williams	Selected in the NFL Draft (Round 1)
26	T	Chuma Edoga	Selected in the NFL Draft (3b)
	LB	Jachai Polite	Selected in the NFL Draft (3a)

27	CB	Blessuan Austin	Selected in the NFL Draft (6)
	LB	Blake Cashman	Selected in the NFL Draft (5)
	TE	Trevon Wesco	Selected in the NFL Draft (4)

MAY

Day	Pos.	Name	Transaction
2	QB	Luke Falk	Claimed (MIA)
6	QB	Brandon Silvers	Waived
10	DL	Justin Alexandre	Signed, Undrafted FA
	LB	Jeff Allison	Signed, Undrafted FA
	S	John Battle	Signed, Undrafted FA
10	CB	Kyron Brown	Signed, Undrafted FA
	WR	Stacy Coley	Waived
	WR	Greg Dortch	Signed, Undrafted FA
	DL	Fred Jones	Signed, Undrafted FA
	OL	Tyler Jones	Signed, Undrafted FA
	C	Toa Lobendahn	Signed, Undrafted FA
	T	Wyatt Miller	Signed, Undrafted FA
	RB	Jalin Moore	Signed, Undrafted FA
	LB	Jamey Mosley	Signed, Undrafted FA
	SL	Kyle Phillips	Signed, Undrafted FA
	S	Santos Ramirez	Signed, Undrafted FA
	CB	Rashard Robinson	Signed, Undrafted FA
	DL	Trevon Sanders	Signed, Undrafted FA
	WR	Jeff Smith	Signed, Undrafted FA
	DL	Myquon Stout	Signed, Undrafted FA
	DL	Charles Tapper	Waived
14	T	Calvin Anderson	Claimed (NE)
	T	Dieugot Joseph	Waived
	WR	Xavier Ubosi	Claimed (NE)
	WR	DeAngelo Yancey	Waived
16	WR	Robby Anderson	Re-Signed, Restricted FA
	LB	Darron Lee	Traded (KC)
20	P	Matt Darr	Signed, FA
	TE	Jordan Leggett	Waived
21	WR	Deonte Thompson	Signed, FA
	WR	Xavier Ubosi	Waived
28	LB	James Burgess	Claimed (MIA)
	RB	Jalin Moore	Placed on Reserve/NFI

JUNE

Day	Pos.	Name	Transaction
10	RB	Bilal Powell	Re-Signed, FA
11	TE	Neal Sterling	Released
12	S	Montrel Meander	Claimed (OAK)
13	S	John Battle	Waived
	CB	Mark Myers	Signed, FA

JULY

Day	Pos.	Name	Transaction
23	TE	Ryan Griffin	Signed, FA
	RB	De'Angelo Henderson	Waived
24	TE	Temuchin Hodges	Signed, FA
26	DL	Fred Jones	Waived



PERSONNEL MOVES

JULY CONTINUED

Day	Pos.	Name	Transaction
30	LB	Jeff Allison	Waived
	C	Ryan Anderson	Signed, FA
	CB	Dee Delaney	Signed, FA
	C	Toa Lobendahn	Waived

AUGUST

Day	Pos.	Name	Transaction
3	TE	Temuchin Hodges	Waived
	C	Ryan Kalil	Signed, FA
4	S	Jeremy Clark	Waived
	S	Godwin Igwebuike	Claimed (PHI)
	OL	Tyler Jones	Waived
	TE	Nick Truesdell	Signed, FA
5	CB	Alex Brown	Claimed (PHI)
	WR	Quadree Henderson	Waived
6	OL	Alex Lewis	Acquired via Trade (BLT)
	TE	Nick Truesdell	Waived
10	CB	Derrick Jones	Waived
	TE	Nick Truesdell	Signed, FA
11	K	Chandler Catanzaro	Retired
	K	Taylor Bertolet	Signed, FA
13	CB	Marcus Cooper	Signed, FA
	TE	Nick Truesdell	Waived
17	LB	Albert McClellan	Signed, FA
	LB	Avery Williamson	Placed on Reserve/Injured
20	LB	Stephone Anthony	Signed, FA
	S	Santos Ramirez	Waived
20	S	Derrick Kindred	Claimed (IND)
	S	Montrel Meander	Waived
22	WR	Quincy Adebayo	Signed, FA
	WR	J.J. Jones	Waived
26	CB	Dee Delaney	Waived
	S	Santos Ramirez	Signed, FA
29	CB	Nate Hairston	Acquired via Trade (BLT)
	S	Brandon Bryant	Waived
30	S	Matthias Farley	Signed, FA
	S	Santos Ramirez	Waived
31	WR	Quincy Adebayo	Waived
	DL	Justin Alexandre	Waived
	T	Calvin Anderson	Waived
	OL	Ryan Anderson	Waived
	LB	Stephone Anthony	Released
	CB	Bless Austin	Placed on Reserve/NFI
	OL	Ben Braden	Waived
	CB	Alex Brown	Waived
	CB	Kyron Brown	Waived
	LB	James Burgess	Waived
	WR	Deontay Burnett	Waived
	CB	Tevaughn Campbell	Waived
	CB	Marcus Cooper	Released
	LB	Brandon Copeland	Placed on Reserve/Suspended

31	P	Matt Darr	Waived
	QB	Luke Falk	Waived
	TE	Chris Herndon	Placed on Reserve/Suspended
	RB/WR	Valentine Holmes	Waived
	S	Godwin Igwebuike	Waived
	S	Derrick Kindred	Waived
	RB	Elijah McGuire	Waived
	OL	Wyatt Miller	Waived
	G	Jordan Morgan	Waived
	LB	Jamey Mosley	Waived
	CB	Mark Myers	Waived
	CB	Parry Nickerson	Traded (SEA)
	WR	Charone Peake	Waived
	LB	Jachai Polite	Waived
	DL	Trevon Sanders	Waived
	T	Eric Smith	Waived
	WR	Jeff Smith	Waived
	DL	MyQuon Stout	Waived
	WR	Deonte Thompson	Released
	TE	Eric Tomlinson	Released
	C	Jon Toth	Waived
	QB	Davis Webb	Waived
	WR	Tim White	Waived
	LB	Anthony Wint	Waived

SEPTEMBER

Day	Pos.	Name	Transaction
1	OL	Calvin Anderson	Signed, Practice Squad
	WR	Braxton Berrios	Claimed (NE)
	K	Taylor Bertolet	Waived
	OL	Ben Braden	Signed, Practice Squad
	CB	Kyron Brown	Signed, Practice Squad
	WR	Greg Dortch	Waived
	QB	Luke Falk	Signed, Practice Squad
	LB/OL	John Franklin-Myers	Claimed (LAR)
	RB/WR	Valentine Holmes	Signed, Practice Squad
	S	Bennett Jackson	Claimed (BLT)
	LB	Albert McClellan	Released
	S	Doug Middleton	Waived
	LB	Jamey Mosley	Signed, Practice Squad
	WR	Jeff Smith	Signed, Practice Squad
	K	Kaare Vedvik	Claimed (MIN)
2	RB	Josh Adams	Signed, Practice Squad
	TE	Ian Bunting	Signed, Practice Squad
	WR	Greg Dortch	Signed, Practice Squad
	LB	Albert McClellan	Signed, FA
	OL	Brent Qvale	Placed on Reserve/Injured
4	WR	Josh Malone	Signed, Practice Squad
10	K	Sam Ficken	Signed, Free Agent
	K	Kaare Vedvik	Waived
	DL	Nathan Shepherd	Placed on Reserve/Suspended
11	OL	Ben Braden	Released from Practice Squad
	LB	James Burgess	Signed, Practice Squad
	WR	Quincy Enunwa	Placed on Reserve/Injured

PERSONNEL MOVES



SEPTEMBER CONTINUED

Day	Pos.	Name	Transaction
11	WR	Demaryius Thomas	Acquired via Trade (NE)
	DL	Jordan Willis	Claimed (CIN)
16	QB	Luke Falk	Signed from Practice Squad
	S	Bennett Jackson	Waived
17	S	Bennett Jackson	Signed, Practice Squad
18	QB	David Fales	Signed, Free Agent
	QB	Trevor Siemian	Placed on Reserve/Injured
23	QB	David Fales	Released
	WR	Vyncint Smith	Signed from HST Practice Squad
25	TE	Ian Bunting	Released from Practice Squad
	QB	Mike White	Signed, Practice Squad

OCTOBER

Day	Pos.	Name	Transaction
1	OL	Calvin Anderson	Signed from Jets Practice Squad (DEN)
	OL	Brandon Hitner	Signed, Practice Squad
4	DL	John Franklin-Myers	Placed on Reserve/Injured
	QB	David Fales	Signed, Free Agent
	DL	Bronson Kaufusi	Waived
	OL	Conor McDermott	Claimed (BUF)
5	LS	Thomas Hennessy	Signed, Contract Extension
7	DL	Bronson Kaufusi	Signed, Practice Squad
	LB	Jamey Mosley	Released from Practice Squad
12	LB	Brandon Copeland	Returned from Suspension
	QB	Luke Falk	Waived
	DL	Steve McLendon	Signed, Contract Extension
14	LB	Frankie Luvu	Waived
	TE	Chris Herndon	Returned from Suspension
15	S	Bennett Jackson	Signed from Jets Practice Squad (BLT)
	OL	Corbin Kaufusi	Signed, Practice Squad
	CB	Arthur Maulet	Waived
	S	Blake Countess	Signed, Free Agent
16	WR	Greg Dortch	Signed from Jets Practice Squad (CAR)
	LB	Frankie Luvu	Signed, Practice Squad
17	OL	Brandon Hitner	Placed on Practice Squad Reserve/Injured
	CB	Arthur Maulet	Signed, Practice Squad
26	LB	James Burgess	Signed from Practice Squad
	OL	Kelechi Osemele	Waived
	LB	Ukeme Eligwe	Signed to Practice Squad
29	DL	Leonard Williams	Traded (NYG)
30	LB	B.J. Bello	Signed, Free Agent
	OL	Leo Koloamatangi	Signed to Practice Squad
	LB	Albert McClellan	Placed on Reserve/Injured
	CB	Arthur Maulet	Signed from Practice Squad

NOVEMBER

Day	Pos.	Name	Transaction
1	RB	Trenton Cannon	Placed on Reserve/Injured
	LB	Blake Cashman	Placed on Reserve/Injured
	LB	Frankie Luvu	Signed from Practice Squad
	LB	Jamey Mosley	Signed, Practice Squad
	DL	Nathan Shepherd	Returned from Suspension
5	RB	Josh Adams	Signed from Practice Squad
	WR	Josh Bellamy	Placed on Reserve/Injured
	CB	Trumaine Johnson	Placed on Reserve/Injured
	LB	Paul Worrilow	Signed, Free Agent
6	CB	Maurice Canady	Claimed (BLT)
	S	Rontez Miles	Placed on Reserve/Injured
	OL	James Murray	Signed, Practice Squad
8	CB	Bless Austin	Activated from Reserve/NFI
	LB	B.J. Bello	Waived
12	LB	B.J. Bello	Signed, Free Agent
	CB	Kyron Brown	Signed from Practice Squad
	TE	Chris Herndon	Placed on Reserve/Injured
	OL	Brian Winters	Placed on Reserve/Injured
16	C	Ryan Kalil	Placed on Reserve/Injured
	OL	Leo Koloamatangi	Signed from Practice Squad
20	OL	Ryan Crozier	Signed, Practice Squad
22	RB/WR	Valentine Holmes	Released from Practice Squad
23	TE	Ryan Griffin	Signed, Contract Extension
25	LB	Jamey Mosley	Released from Practice Squad
	LB	Wyatt Ray	Signed, Practice Squad

DECEMBER

Day	Pos.	Name	Transaction
3	S	Bennett Jackson	Claimed (BLT)
	LB	C.J. Mosley	Placed on Reserve/Injured
9	CB	Kyron Brown	Placed on Reserve/Injured
	OL	Brad Lundblade	Signed, Practice Squad
	WR	Jeff Smith	Signed from Practice Squad
12	TE	Ryan Griffin	Placed on Reserve/Injured
	OL	Brent Qvale	Returned from Reserve/Injured
17	T	Chuma Edoga	Placed on Reserve/Injured
	WR	Keon Hatcher	Signed, Practice Squad
	WR	Jeff Smith	Placed on Reserve/Injured
18	RB	Kenneth Dixon	Signed, Free Agent
19	WR	Josh Malone	Signed from Practice Squad
21	LB	Ahmad Gooden	Signed, Practice Squad



HEADSHOT ROSTER

QUARTERBACKS • 2



3

DAVID
FALES



14

SAM
DARNOLD

RUNNING BACKS • 5



26

LE'VEON
BELL



29

BILAL
POWELL



36

JOSH
ADAMS



38

KENNETH
DIXON



88

TY
MONTGOMERY

HEADSHOT ROSTER



WIDE RECEIVERS • 6



10

BRAXTON
BERRIOS



11

ROBBY
ANDERSON




17

VYNCINT
SMITH



18

DEMARIYUS
THOMAS



82

JAMISON
CROWDER



83

JOSH
MALONE

TIGHT ENDS • 2



85

TREVON
WESCO



87

DANIEL
BROWN



HEADSHOT ROSTER

OFFENSIVE LINE • 8



63 LEO KOLOAMATANGI



68 KELVIN BEACHUM



69 CONOR McDERMOTT



71 ALEX LEWIS



72 BRANDON SHELL



77 TOM COMPTON



78 JONOTTHAN HARRISON



79 BRENT QVALE

HEADSHOT ROSTER



CORNERBACKS • 6



21 NATE
HAIRSTON



23 ARTHUR
MAULET



27 DARRYL
ROBERTS



31 BLESS
AUSTIN



34 BRIAN
POOLE



37 MAURICE
CANADY



HEADSHOT ROSTER

SAFETIES • 5



20

MARCUS
MAYE



32

BLAKE
COUNTESS



33

JAMAL
ADAMS



39

BENNETT
JACKSON



41

MATTHIAS
FARLEY

HEADSHOT ROSTER



LINEBACKERS • 9



40 PAUL
WORRILOW



44 HARVEY
LANGI



46 NEVILLE
HEWITT



48 JORDAN
JENKINS



49 B.J.
BELLO



50 FRANKIE
LUVU



51 BRANDON
COPELAND



58 JAMES
BURGESS



93 TARELL
BASHAM



HEADSHOT ROSTER

DEFENSIVE LINE • 7



60

JORDAN
WILLIS



94

FOLORUNSO
FATUKASI



95

QUINNEN
WILLIAMS



96

HENRY
ANDERSON



97

NATHAN
SHEPHERD



98

KYLE
PHILLIPS



99

STEVE
McLENDON

HEADSHOT ROSTER



SPECIALISTS • 3

PUNTER



4

LACHLAN
EDWARDS

KICKER



9

SAM
FICKEN

LONG SNAPPER



42

THOMAS
HENNESSY



DEPTH CHART

Depth Chart was compiled by the New York Jets Communications Department

OFFENSE

WR	11	Robby Anderson	17	Vyncint Smith		
LT	68	Kelvin Beachum	69	Conor McDermott		
LG	71	Alex Lewis	69	Conor McDermott		
C	78	Jonotthan Harrison	63	Leo Koloamatangi		
RG	77	Tom Compton	79	Brent Qvale		
RT	72	Brandon Shell	79	Brent Qvale		
TE	87	Daniel Brown	85	<u>Trevon Wesco</u>		
WR	82	Jamison Crowder	10	Braxton Berrios		
WR	18	Demaryius Thomas	83	Josh Malone		
QB	14	Sam Darnold	3	David Fales		
RB	26	Le'Veon Bell	88	Ty Montgomery	29	Bilal Powell
			36	Josh Adams	38	Kenneth Dixon

DEFENSE

DL	96	Henry Anderson	97	Nathan Shepherd	60	Jordan Willis
DL	99	Steve McLendon	94	Folorunso Fatukasi		
DL	95	<u>Quinnen Williams</u>	98	<u>Kyle Phillips</u>		
OLB	48	Jordan Jenkins	93	Tarell Basham		
ILB	58	James Burgess	49	B.J. Bello		
ILB	46	Neville Hewitt	40	Paul Worrilow		
OLB	51	Brandon Copeland	44	Harvey Langi	50	Frankie Luvu
CB	23	Arthur Maulet	31	<u>Bless Austin</u>	21	Nate Hairston
CB	27	Darryl Roberts	34	Brian Poole	37	Maurice Canady
SS	33	Jamal Adams	41	Matthias Farley		
FS	20	Marcus Maye	32	Blake Countess	39	Bennett Jackson

SPECIAL TEAMS

K	9	Sam Ficken			
P	4	Lachlan Edwards			
H	4	Lachlan Edwards			
PR	10	Braxton Berrios	82	Jamison Crowder	
KR	88	Ty Montgomery	17	Vyncint Smith	
LS	42	Thomas Hennessy			

KEY: ROOKIE

ALPHABETICAL ROSTER



NO.	NAME	POS	HT	WT	AGE	EXP	COLLEGE	HOMETOWN	HOW ACQ.
33	Adams, Jamal	S	6-1	213	24	3	LSU	Lewisville, TX	D1-17
36	Adams, Josh	RB	6-2	225	23	2	Notre Dame	Warrington, PA	FA-19
96	Anderson, Henry	DL	6-6	301	28	5	Stanford	Atlanta, GA	T-18 (IND)
11	Anderson, Robby	WR	6-3	190	26	4	Valencia College	Ft. Lauderdale, FL	FA-16
31	Austin, Bless	CB	6-1	198	23	R	Rutgers	Queens, NY	D6-19
93	Basham, Tarell	LB	6-4	266	25	3	Ohio	Rocky Mount, VA	W-18 (IND)
68	Beachum, Kelvin	T	6-3	308	30	8	Southern Methodist	Mexia, TX	UFA-17 (JAX)
26	Bell, Le'Veon	RB	6-1	225	27	6	Michigan State	Reynoldsburg, OH	UFA-19 (PIT)
49	Bello, B.J.	LB	6-3	229	25	2	Illinois State	New Lenox, IL	FA-19
10	Berrios, Braxton	WR	5-9	190	24	2	Miami (FL)	Raleigh, NC	W-19 (NE)
87	Brown, Daniel	TE	6-5	247	27	5	James Madison	Windsor, VA	UFA-19 (CHI)
58	Burgess, James	LB	6-0	230	25	3	Louisville	Florida City, FL	W-19 (MIA)
37	Canady, Maurice	CB	6-1	193	25	4	Virginia	Richmond, VA	W-19 (BLT)
77	Compton, Tom	G	6-6	315	30	7	South Dakota	Rosemount, MN	UFA-19 (MIN)
51	Copeland, Brandon	LB	6-3	263	28	5	Pennsylvania	Sykesville, MD	FA-18
32	Countess, Blake	S	5-10	191	26	4	Auburn	Olney, MD	FA-19
82	Crowder, Jamison	WR	5-9	177	26	2	Duke	Monroe, NC	UFA-19 (WAS)
14	Darnold, Sam	QB	6-3	225	22	5	Southern California	Capistrano Beach, CA	D1-18
38	Dixon, Kenneth	RB	5-10	228	25	4	Louisiana Tech	El Dorado, AR	FA-19
4	Edwards, Lachlan	P	6-4	209	27	4	Sam Houston State	Hastings, Australia	D7a-16
3	Fales, David	QB	6-1	210	29	5	San Jose State	Salinas, CA	FA-19
41	Farley, Matthias	S	5-11	204	27	4	Notre Dame	Charlotte, NC	FA-19
94	Fatukasi, Folorunso	DL	6-4	318	24	2	Connecticut	Far Rockaway, NY	D6b-18
9	Ficken, Sam	K	6-1	192	27	1	Penn State	Valparaiso, IN	FA-19
21	Hairston, Nate	CB	6-0	185	25	3	Temple	Frederick, MD	T-19 (IND)
78	Harrison, Jonotthan	OL	6-4	300	28	6	Florida	Groveland, FL	FA-17
42	Hennessy, Thomas	LS	6-2	246	25	3	Duke	Bardonia, NY	T-17 (IND)
46	Hewitt, Neville	LB	6-2	234	26	5	Marshall	Conyers, GA	FA-18
39	Jackson, Bennett	S	6-0	192	28	2	Notre Dame	Hazlet, NJ	W-19 (BLT)
48	Jenkins, Jordan	LB	6-3	259	25	4	Georgia	Hamilton, GA	D3-16
63	Koloamatangi, Leo	OL	6-4	310	25	1	Hawaii	East Palo Alto, CA	FA-19
44	Langi, Harvey	LB	6-2	250	27	2	BYU	West Jordan, UT	FA-18
71	Lewis, Alex	OL	6-6	305	27	4	Nebraska	Tempe, AZ	T-19 (BLT)
50	Luvu, Frankie	LB	6-3	236	23	2	Washington State	Tafuna, American Samoa	FA-18
83	Malone, Josh	WR	6-3	205	23	3	Tennessee	Gallatin, TN	FA-19
23	Maulet, Arthur	CB	5-10	190	26	3	Memphis	New Orleans, LA	FA-18
20	Maye, Marcus	S	6-0	207	26	3	Florida	Melbourne, FL	D2-17
69	McDermott, Conor	OL	6-8	310	27	3	UCLA	Nashville, TN	W-19 (BUF)
99	McLendon, Steve	DL	6-3	310	33	10	Troy	Ozark, AL	UFA-16 (PIT)
88	Montgomery, Ty	WR/DB	6-0	216	26	5	Stanford	Dallas, TX	UFA-19 (BLT)
98	Phillips, Kyle	DL	6-4	277	22	R	Tennessee	Nashville, TN	FA-19
34	Poole, Brian	CB	5-10	213	27	4	Florida	Bradenton, FL	FA-19
29	Powell, Bilal	RB	5-10	204	31	9	Louisville	Lakeland, FL	D4-11
79	Qvale, Brent	OL	6-7	315	28	5	Nebraska	Williston, ND	FA-14
27	Roberts, Darryl	CB	6-0	182	29	5	Marshall	Lakeland, FL	W-16 (NE)
72	Shell, Brandon	T	6-5	324	27	4	South Carolina	Goose Creek, SC	D5-16
97	Shepherd, Nathan	DL	6-4	315	26	2	Fort Hays State	Ajax, Canada	D3-18
17	Smith, Vyncint	WR	6-3	202	23	2	Limestone College	Columbia, SC	FA-19
18	Thomas, Demaryius	WR	6-3	225	31	10	Georgia Tech	Montrose, GA	T-19 (NE)
85	Wesco, Trevon	TE	6-3	267	24	R	West Virginia	Martinsburg, WV	D4-19
95	Williams, Quinnen	DL	6-3	303	22	R	Alabama	Birmingham, AL	D1-19
60	Willis, Jordan	DL	6-4	270	24	3	Kansas State	Kansas City, MO	W-19 (CIN)
40	Worrilow, Paul	LB	6-0	230	29	6	Delaware	Wilmington, DE	FA-19

ROSTER - 53

PRACTICE SQUAD

70	Braden, Ben	OL	6-6	329	25	2	Michigan	Rockford, MI	FA-19
86	Hatcher, Keon	WR	6-1	212	25	2	Arkansas	Owasso, OK	FA-19
52	Gooden, Ahmad	LB	6-4	245	24	R	Samford	Talladega, AL	FA-19
91	Kaufusi, Bronson	DL	6-6	275	28	3	BYU	Provo, UT	FA-18
65	Kaufusi, Corbin	OL	6-9	275	26	R	BYU	Provo, UT	FA-19
64	Lundblade, Brad	OL	6-3	305	24	1	Oklahoma State	Argyle, TX	FA-19
61	Murray, Jimmy	OL	6-5	305	24	2	Holy Cross	Wilmette, IL	FA-19
43	Ray, Wyatt	LB	6-3	257	23	R	Boston College	Boca Raton, FL	FA-19
5	White, Mike	QB	6-5	218	24	2	Western Kentucky	Pembroke Pines, FL	FA-19

RESERVE/INJURED

15	Bellamy, Josh	WR	6-0	208	30	5	Louisville	St. Petersburg, FL	UFA-19 (CHI)
35	Brown, Kyron	CB	6-1	195	23	R	Akron	Boynton Beach, FL	FA-19
25	Cannon, Trenton	RB	5-11	185	25	2	Virginia State	Hampton, VA	D6c-18
53	Cashman, Blake	LB	6-1	237	23	R	Minnesota	Eden Prairie, MN	D5-19
75	Edoga, Chuma	T	6-3	308	22	R	Southern California	Atlanta, GA	D3b-19
81	Enunwa, Quincy	WR	6-2	225	27	5	Nebraska	Moreno Valley, CA	D6b-14
56	Franklin-Myers, John	LB/DL	6-4	288	23	2	Stephen F. Austin	Greenville, TX	W-19 (LAR)
84	Griffin, Ryan	TE	6-6	255	29	7	Connecticut	Londonderry, NH	FA-19
89	Herndon, Chris	TE	6-4	253	23	2	Miami (FL)	Norcross, GA	D4-18
22	Johnson, Trumaine	CB	6-2	213	29	8	Montana	Stockton, CA	UFA-18 (LAR)
55	Kalil, Ryan	C	6-2	300	34	13	Southern California	Corona, CA	FA-19
47	McClellan, Albert	LB	6-2	235	33	8	Marshall	Lakeland, FL	FA-19
45	Miles, Rontez	S	6-0	203	31	5	California (PA)	Braddock, PA	FA-13
57	Mosley, C.J.	LB	6-2	250	27	6	Alabama	Mobile, AL	UFA-19 (BLT)
19	Siemian, Trevor	QB	6-3	220	27	5	Northwestern	Windermere, FL	UFA-19 (MIN)
16	Smith, Jeff	WR	6-1	195	22	R	Boston College	St. Petersburg, FL	FA-19
54	Williamson, Avery	LB	6-1	246	27	6	Kentucky	Milan, TN	UFA-18 (TEN)
67	Winters, Brian	G	6-4	320	28	7	Kent State	Hudson, OH	D3-13

RESERVE/NON-FOOTBALL INJURY

30	Moore, Jalin	RB	5-10	212	23	R	Appalachian State	Shelby, NC	FA-19
----	--------------	----	------	-----	----	---	-------------------	------------	-------



NUMERICAL ROSTER

NO.	NAME	POS	HT	WT	AGE	EXP	COLLEGE	HOMETOWN	GP/GS/DNP/IA
3	David Fales	QB	6-1	210	29	5	San Jose State	Salinas, CA	2/0/11/0
4	Lachlan Edwards	P	6-4	209	27	4	Sam Houston State	Hastings, Australia	15/0/0/0
9	Sam Ficken	K	6-1	192	27	1	Penn State	Valparaiso, IN	14/0/0/0
10	Braxton Berrios	WR	5-9	190	24	2	Miami (FL)	Raleigh, NC	15/0/0/0
11	Robby Anderson	WR	6-3	190	26	4	Valencia College	Ft. Lauderdale, FL	15/14/0/0
14	Sam Darnold	QB	6-3	225	22	2	Southern California	Capistrano Beach, CA	12/12/0/3
17	Vyncint Smith	WR	6-3	202	23	2	Limestone College	Columbia, SC	12/3/0/0
18	Demaryius Thomas	WR	6-3	225	31	10	Georgia Tech	Montrose, GA	11/10/0/3
20	Marcus Maye	S	6-0	207	26	3	Florida	Melbourne, FL	15/15/0/0
21	Nate Hairston	CB	6-0	185	25	3	Temple	Frederick, MD	10/6/0/5
23	Arthur Maulet	CB	5-10	190	26	3	Memphis	New Orleans, LA	11/5/0/2
26	Le'Veon Bell	RB	6-1	225	27	6	Michigan State	Reynoldsburg, OH	14/14/0/1
27	Darryl Roberts	CB	6-0	182	29	5	Marshall	Lakeland, FL	12/10/0/3
29	Bilal Powell	RB	5-10	204	31	9	Louisville	Lakeland, FL	12/1/0/3
31	Bless Austin	CB	6-1	198	23	R	Rutgers	Queens, NY	7/6/0/0
32	Blake Countess	S	5-10	191	26	4	Auburn	Olney, MD	6/0/1/3
33	Jamal Adams	S	6-1	213	24	3	LSU	Lewisville, TX	13/13/0/2
34	Brian Poole	CB	5-10	213	27	4	Florida	Bradenton, FL	13/9/0/2
36	Josh Adams	RB	6-2	225	23	2	Notre Dame	Warrington, PA	3/0/2/2
37	Maurice Canady	CB	6-1	193	25	4	Virginia	Richmond, VA	7/1/0/0
38	Kenneth Dixon	RB	5-10	228	25	4	Louisiana Tech	El Dorado, AR	0/0/0/1
39	Bennett Jackson	S	6-0	192	28	2	Notre Dame	Hazlet, NJ	2/0/0/2
40	Paul Worritlow	LB	6-0	230	29	6	Delaware	Wilmington, DE	3/0/0/4
41	Matthias Farley	S	5-11	204	27	4	Notre Dame	Charlotte, NC	13/0/0/2
42	Thomas Hennessy	LS	6-2	246	25	3	Duke	Bardonia, NY	15/0/0/0
44	Harvey Langi	LB	6-2	250	27	2	BYU	West Jordan, UT	15/3/0/0
46	Neville Hewitt	LB	6-2	234	26	5	Marshall	Conyers, GA	11/11/0/4
48	Jordan Jenkins	LB	6-3	259	25	4	Georgia	Hamilton, GA	13/12/0/2
49	B.J. Bello	LB	6-3	229	25	2	Illinois State	New Lenox, IL	7/0/0/0
50	Frankie Luvu	LB	6-3	236	23	2	Washington State	Tafuna, American Samoa	12/0/0/1
51	Brandon Copeland	LB	6-3	263	28	5	Pennsylvania	Sykesville, MD	11/3/0/0
58	James Burgess	LB	6-0	230	25	3	Louisville	Florida City, FL	9/9/0/0
60	Jordan Willis	DL	6-4	270	24	3	Kansas State	Kansas City, MO	9/0/0/5
63	Leo Koloamatangi	OL	6-4	310	25	1	Hawaii	East Palo Alto, CA	0/0/4/2
68	Kelvin Beachum	T	6-3	308	30	8	Southern Methodist	Mexia, TX	12/12/0/3
69	Conor McDermott	OL	6-8	310	27	3	UCLA	Nashville, TN	6/1/3/3
71	Alex Lewis	OL	6-6	305	27	4	Nebraska	Tempe, AZ	15/12/0/0
72	Brandon Shell	T	6-5	324	27	4	South Carolina	Goose Creek, SC	14/10/0/1
77	Tom Compton	G	6-6	315	30	7	South Dakota	Rosemount, MN	14/5/1/1
78	Jonotthan Harrison	OL	6-4	300	28	6	Florida	Groveland, FL	15/9/0/0
79	Brent Qvale	OL	6-7	315	28	5	Nebraska	Williston, ND	2/0/0/0
82	Jamison Crowder	WR	5-9	177	26	5	Duke	Monroe, NC	15/12/0/0
83	Josh Malone	WR	6-3	205	23	3	Tennessee	Gallatin, TN	1/0/0/0
85	Trevon Wesco	TE	6-3	267	24	R	West Virginia	Martinsburg, WV	15/1/0/0
87	Daniel Brown	TE	6-5	247	27	5	James Madison	Windsor, VA	15/3/0/0
88	Ty Montgomery	WR/RB	6-0	216	26	5	Stanford	Dallas, TX	15/2/0/0
93	Tarell Basham	LB	6-4	266	25	3	Ohio	Rocky Mount, VA	15/3/0/0
94	Folorunso Fatukasi	DL	6-4	318	24	2	Connecticut	Far Rockaway, NY	13/0/0/2
95	Quinnen Williams	DL	6-3	303	22	R	Alabama	Birmingham, AL	12/8/0/3
96	Henry Anderson	DL	6-6	301	28	5	Stanford	Atlanta, GA	12/12/0/3
97	Nathan Shepherd	DL	6-4	315	26	2	Fort Hays State	Ajax, Canada	8/0/0/1
98	Kyle Phillips	DL	6-4	277	22	R	Tennessee	Nashville, TN	14/4/0/1
99	Steve McLendon	DL	6-3	310	33	10	Troy	Ozark, AL	15/15/0/0

ROSTER - 53

PRACTICE SQUAD

5	Mike White	QB	6-5	218	24	2	Western Kentucky	Pembroke Pines, FL	0/0/0/0
43	Wyatt Ray	LB	6-3	257	23	R	Boston College	Boca Raton, FL	0/0/0/0
52	Ahmad Gooden	LB	6-4	245	24	R	Samford	Talladega, AL	0/0/0/0
61	Jimmy Murray	OL	6-5	305	24	2	Holy Cross	Wilmette, IL	0/0/0/0
64	Brad Lundblade	OL	6-3	305	24	1	Oklahoma State	Argyle, TX	0/0/0/0
65	Corbin Kaufusi	OL	6-9	275	26	R	BYU	Provo, UT	0/0/0/0
70	Ben Braden	OL	6-6	329	25	2	Michigan	Rockford, MI	0/0/0/0
86	Keon Hatcher	WR	6-1	212	25	2	Arkansas	Owasso, OK	0/0/0/0
91	Bronson Kaufusi	DL	6-6	275	28	3	BYU	Provo, UT	3/1/0/0

RESERVE/INJURED

15	Josh Bellamy	WR	6-0	208	30	5	Louisville	St. Petersburg, FL	7/0/0/1
16	Jeff Smith	WR	6-1	195	22	R	Boston College	St. Petersburg, FL	1/0/0/0
19	Trevor Siemian	QB	6-3	220	27	5	Northwestern	Windermere, FL	1/1/1/0
22	Trumaine Johnson	CB	6-2	213	29	8	Montana	Stockton, CA	7/5/0/1
25	Trenton Cannon	RB	5-11	185	25	2	Virginia State	Hampton, VA	4/0/0/3
35	Kyron Brown	CB	6-1	195	23	R	Akron	Boynton Beach, FL	3/1/0/1
45	Rontez Miles	S	6-0	203	31	5	California (PA)	Braddock, PA	7/0/0/1
47	Albert McClellan	LB	6-2	235	33	8	Marshall	Lakeland, FL	5/0/0/2
53	Blake Cashman	LB	6-1	237	23	R	Minnesota	Eden Prairie, MN	7/5/0/0
54	Avery Williamson	LB	6-1	246	27	6	Kentucky	Milan, TN	0/0/0/0
55	Ryan Kalil	C	6-2	300	34	13	Southern California	Corona, CA	7/7/0/2
56	John Franklin-Myers	LB/DL	6-4	288	23	2	Stephen F. Austin	Greenville, TX	0/0/0/3
57	C.J. Mosley	LB	6-2	250	27	6	Alabama	Mobile, AL	2/2/0/10
67	Brian Winters	G	6-4	320	28	7	Kent State	Hudson, OH	9/9/0/0
75	Chuma Edoga	T	6-3	308	22	R	Southern California	Atlanta, GA	8/8/1/5
81	Quincy Enunwa	WR	6-2	225	27	5	Nebraska	Moreno Valley, CA	1/1/0/0
84	Ryan Griffin	TE	6-6	255	29	7	Connecticut	Londonderry, NH	13/13/0/0
89	Chris Herndon	TE	6-4	253	23	2	Miami (FL)	Norcross, GA	1/0/1/2

RESERVE/NON-FOOTBALL INJURY

30	Jalin Moore	RB	5-10	212	23	R	Appalachian State	Shelby, NC	0/0/0/0
----	-------------	----	------	-----	----	---	-------------------	------------	---------

