



AT



G A M E I N F O R M A T I O N

SUNDAY SEPTEMBER 13, 2020

1:00PM | ORCHARD PARK, NY | CBS

WEEK ONE | GAME ONE



SEASON SCHEDULE

0-0

1		SEPT. 13 CBS • 1:00PM	AWAY	2		SEPT. 20 FOX • 1:00PM	HOME	3		SEPT. 27 CBS • 4:05PM	AWAY	4		OCT. 1 TNF-NFLN • 8:20PM	HOME
5		OCT. 11 FOX • 1:00PM	HOME	6		OCT. 18 CBS • 4:05PM	AWAY	7		OCT. 25 CBS • 1:00PM	HOME	8		NOV. 1 CBS • 1:00PM	AWAY
9		NOV. 9 MNF-ESPN • 8:15PM	HOME	10		NOV. 15 CBS • 4:05PM	AWAY	12		NOV. 29 CBS • 1:00PM	HOME	13		DEC. 6 CBS • 1:00PM	HOME
14		DEC. 13 CBS • 4:05PM	AWAY	15		DEC. 19 or 20 TBD • TBD	AWAY	16		DEC. 26 or 27 TBD • TBD	HOME	17		JAN. 3 CBS • 1:00PM	AWAY

TABLE OF CONTENTS

GAME INFO

GAME NOTES	2
PLAYER NOTES	5
PLAYER NOTES	8
GAME PREVIEW	10
MATCHUP HISTORY	11
PROBABLE STARTERS	12
BY THE NUMBERS	14

STAFF BIOS

CHRISTOPHER JOHNSON	16
JOE DOUGLAS.....	18
HYMIE ELHAI.....	20
ADAM GASE.....	21
COACHING CAPSULES	23

STATS PACK

SEASON STATISTICS (2019)	29
DEFENSIVE STATISTICS (2019).....	30
PLAYER PARTICIPATION (2019)	31
GAME-BY-GAME STARTERS (2019)	32
SEASON SUPERLATIVES (2019)	33
LAST TIME IT HAPPENED.....	34

ROSTER BREAKDOWN

BUILDING THE JETS.....	38
HOMETOWN BREAKDOWN.....	39
PERSONNEL MOVES	40
HEADSHOT ROSTER	42
PRACTICE SQUAD ROSTER	50
DEPTH CHART	52
ALPHABETICAL ROSTER.....	53
NUMERICAL ROSTER	54

COMMUNICATIONS CENTER

To assist in covering the team, the Jets have launched the **New York Jets Communications Center** (<https://jets.1rmg.com/>). A convenient, easy-to-use resource for media, the **Communications Center** will provide regularly updated access to:

- Schedules
- Press Releases
- Jets in the Community News
- Rosters & Pronunciations
- Player & Coach Bios
- New York Jets Media Guide
- NFL Record & Fact Book
- Transcripts
- Player/Coach Availability Video
- Statistics
- Game Releases
- Injury Reports

The **Communications Center** also serves as a gameday resource, where media can access flip cards, in-game stats as well as gamebooks, postgame notes and quotes.

CONTACTS

Twitter:	@NYJetsPR
Instagram:	@nyjetspr
Main:	newyorkjets-mediarelations@jets.nfl.com
Eric Gelfand	egelfand@jets.nfl.com
Jared Winley.....	jwinley@jets.nfl.com
Meghan Gilmore	mgilmore@jets.nfl.com
Nikolaos Filis	nfilis@jets.nfl.com
Danielle Bonnett	dbonnett@jets.nfl.com
Rebekah Katz	rkatz@jets.nfl.com
Joseph Hooven.....	jhooven@jets.nfl.com



NEWYORKJETS.COM



@NYJETS



@NYJETSPR





GAME AT A GLANCE

All-Time Record vs. BUF: 56-62 (0-1 Postseason)
All-Time ROAD Record at BUF: 26-33
Last Time vs. BUF: W, 13-6 at BUF (12/29/19)
First Time vs. BUF: W, 27-3 vs. BUF (09/11/60)
Current Streak: Won One
Most Points Scored: 48, vs. BUF (09/09/12)
Fewest Points Allowed: 3, 4X last vs. BUF (10/12/03)
Largest Margin of Victory: 39, vs. BUF (09/15/85)

Coach	HC Experience	W/L	Postseason
Adam Gase	5th Season NYJ (2019-) MIA (2016-18)	30-34 7-9 23-25	0-1 0-0 0-1
Sean McDermott	4th Season	25-23	0-2

BROADCAST COVERAGE

Television: CBS

Play-by-Play: **Andrew Catalon** Analyst: **James Lofton**
 Sideline: **AJ Ross**
 Producer: **Steve McKee** Director: **Andy Goldberg**

Jets Radio: 98.7 FM WEPN (ESPN Radio)

Play-by-Play: **Bob Wischusen** Analyst: **Marty Lyons**
 Producer: **Joe Loughran**
 Pre- and Post-Game: **Anthony Becht, Greg Buttle & Dan Graca**

En Español Radio: ¡QUÉ BUENA! 92.7 FM

Play-by-play: **Clemson Smith-Muñiz**
 Analyst: **Roberto Abramowitz**

Jets Radio Network: WCHR - 105.7FM - Ocean, NJ; WHTK - 107.3FM/1280AM - Rochester, NY; WTMM - 104.5FM - Albany, NY

PRONUNCIATION GUIDE

TARELL BASHAM.....tuh-RELL BASH-em
MEKHI BECTON.....Ma-kai BECK-tin
LE'VEON Bell.....LAY-vee-on
Pierre DESIR.....duh-ZEER
CHUMA EDOGA.....chu-MA ee-doe-GAH
MATTHIAS Farley.....mah-THY-iss
FOLORUNSO FATUKASI.....foe-luh-RUNE-so faa-too-KAH-see
Javelin GUIDRY.....gidrey
Chris HERNDON.....hern-DUHN
Bronson KAUFUSI.....cow-F00-see
Corbin KAUFUSI.....cow-F00-see
Harvey LANGI.....laun-GEE
Frankie LUVU.....lou-Voo
Arthur MAULET.....mah-LETT
Bradley McDOUGALD.....mick-DOO-gull
Steve McLENDON.....mah-CLEN-duhn
Donte MONCRIEF.....MON-creef
LA'MICAL PERINE.....la-MICHAEL PEE-rhyne
Greg VAN ROTEN.....VAN ROE-ten
TREVON Wesco.....tray-VON
QUINNEN Williams.....quinn-EN

TEAM NOTES

SECOND-HALF IMPROVEMENT: Over the last eight games of the season, the Jets posted a 6-2 record and improved their rankings in several offensive and defensive categories from the first half of the season. Among the biggest improvements includes moving from tied for 28th to tied for third in total wins and moving from 32nd in points scored per game to tied for 16th.

OVER THE LAST EIGHT WEEKS:

- Increased their third-down efficiency by a league-best 15%
- Allowed 15 sacks, ninth best in the league, a 22 sack improvement from the first eight weeks
- Committed just eight turnovers, the 10th fewest in the league, a nine giveaway improvement from the first eight weeks
- Ranked in the top 10 in almost every major defensive category, including: scoring defense (5th), total defense (4th), third down defense (6th) and red zone touchdown defense (2nd)

New York Jets Improvement • 1st 8 Gms vs. Final 8 Gms

Category	Gm 1-8		Gm 9-16		Improve		Inc.
	No.	Rank	No.	Rank	No.	Rank	
Wins	1	t28	6	t3	5	t1	↑25

Category	Gm 1-8		Gm 9-16		Improve		Inc.
	No.	Rank	No.	Rank	No.	Rank	
Pts/Gm (Off.)	12.0	32	22.5	t16	10.5	3	↑16
Total Off.	223.5	32	322.5	24	99.0	2	↑8
3rd Down (Off.)	22.8%	32	37.8%	20	15.0%	1	↑12
RZ TD Pct. (Off.)	50.0%	t21	57.1%	t18	7.1%	13	↑3
Sacks Taken	37	32	15	9	-22	1	↑23
Giveaways	17	t28	8	10	9	1	↑18

Category	Gm 1-8		Gm 9-16		Improve		Inc.
	No.	Rank	No.	Rank	No.	Rank	
Pts/Gm (Def.)	26.4	25	18.5	5	-7.9	3	↑20
Total Def.	352.3	17	294.0	4	-58.3	5	↑13
3rd Down (Def.)	45.1%	25	33.0%	6	-12.1%	2	↑19
RZ TD Pct. (Def.)	65.4%	28	40.9%	2	-24.5%	2	↑26
Sacks	13	t28	22	t10	9	t3	↑18
Takeaways	10	t19	11	t14	1	t14	↑5



SPECIAL TEAMS SUPERLATIVES: Last season (2019), the Jets special teams ranked top five in the league in several key categories. With a first-time punt returner in wide receiver **Braxton Berrios**, Special Teams Coordinator **Brant Boyer's** unit finished second in the league punt return average at 11.4. Additionally, the coverage units allowed the third lowest opposing kickoff return average (19.3), scoring on a fumble recovery in the endzone by cornerback **Arthur Maulet**, and later on a blocked punt (linebacker **Tarell Basham**) return by linebacker **B.J. Bello**.

Special Teams Statistics • 2019 Season

Category	No.	Rank
Coverage Touchdowns*	2	t-1st
PR avg	11.4	2nd
KOR Return Avg. Against	19.3	3rd
Fumble Recoveries	2	t-4th

SPECIAL TEAMS SINCE 2018: Despite using 170 different players on special teams in the last two seasons (2018-19), tied for the 3rd most in the league, Special Teams Coordinator **Brant Boyer's** units have ranked in the top five in special teams DVOA (according to Football Outsiders) each of the last two seasons.

Special Teams DVOA • 2018-19

(stats according to Football Outsiders.com)

Team	2018	2019
CIN	7	1
KC	2	2
NO	9	3
Jets	1	4
HST	5	5

BRANT BOYER: Over his four seasons as the special teams coordinator, **Brant Boyer's** units have ranked in the top 10 in both kickoff return average and kickoff return coverage. His group has scored touchdowns five different ways: kickoff return, punt return, fumble recovery return, blocked punt return and a kickoff recovery in the endzone.

Special Teams Statistics • Since 2016

Category	No.	Rank
Interceptions	1	t-1st (1 of 2 teams)
Total Touchdown	5	t-5th
Blocked Punts	2	t-5th
Forced Fumbles	3	t-8th
Kickoff Ret. Avg. Against	21.3	8th
Kickoff Ret. Average	22.9	9th

Under Boyer, New York Jets kickers are three-for-three on game winning/tying kicks in the last two minutes of the fourth quarter since 2016, one of just eight teams in the league to make 100% of at least three attempts.

OPENING DRIVE SCORES: The Jets opened the game with a score on their opening possession seven times (including five touchdowns and two field goals) in 2019. From Weeks Eight through 12, Offensive Coordinator **Dowell Loggains** and the Jets offense scored on five straight opening drives, including matching a franchise record with opening touchdown drives in four straight games from Weeks Eight through Week 11. This is the first time the team recorded the feat since 2008 when the team scored on six-straight opening drives from Weeks Seven through 12.

Opening Drive Scoring • 2019 Season

Rank	Team	Tot Pts	TDs	FGs	Scores
1.	BLT	64	8	3	11
2t.	KC	54	7	2	9
2t.	OAK	54	6	4	10
2t.	SF	54	6	4	10
5.	IND	51	6	3	9
6.	GB	49	7	0	7
7.	MIN	47	6	2	8
8.	CLV	46	6	2	8
9t.	ARZ	40	4	4	8
9t.	Jets	40	5	2	7

All 40 of the Jets opening drive points came over their final 10 games of the season, the most of any team in the league over their final 10 contests.

DARNOLD/CROWDER ON OPENING DRIVES:

Quarterback **Sam Darnold** and wide receiver **Jamison Crowder** both were among the league leaders last season (2019) on opening drive production. For **Darnold**, he finished 2019 in the top five in completion percentage, yards per game, touchdown passes and passer rating on opening drives, while **Crowder** tied for the league lead in opening drive receptions.

Sam Darnold on Opening Drives • 2019

Category	No.	Rank
Passing Attempts	59	t3
Completion Pct.	78.0%	3
Yards/Gm	36.8	2
Touchdowns	4	t4
Sacks Taken	1	t2
Passer Rating	116.0	5

Jamison Crowder on Opening Drives • 2019

Category	No.	Rank
Receptions	15	t1
Reception Yards	163	4
Reception 1st Downs	9	3
Third Down Receptions	4	t5
Touchdowns	1	t7



RUSHING DEFENSE: Defensive Coordinator **Gregg Williams** and the Jets defense finished with the second-best rushing average allowed in the league last season (2019), surrendering just 3.34 yards per carry. Additionally, the 3.34 yards per carry allowed last season is the third-best in franchise history and the lowest since 1970.

Lowest Rushing Average Allowed • 2019 Season

Rank	Team	Rush Avg.
1.	TB	3.26
2.	Jets	3.34
3.	PIT	3.79
4.	NYG	3.86
5.	OAK	3.88

Lowest Rushing Average Allowed • New York Jets History

Rank	Season	Rush Avg.
1.	1970*	3.14
2.	1968*	3.25
3.	2019	3.34
4.	2013	3.35
5.	1979	3.40

*14 game season

The Jets defense, led by Defensive Coordinator **Gregg Williams** finished 2019 allowing 1,391 rushing yards, the best among AFC teams and the second fewest in the league.

Rushing Yards Allowed • 2019 Season

Rank	Team	Yards
1.	TB	1,181
2.	Jets	1,391
3.	PHI	1,442
4.	NO	1,461
5.	BLT	1,494

STOPPING THE RUN: Defensive Coordinator **Gregg Williams** and the Jets defense held their opponents to under 75 yards rushing in nine games this season, the second most in the league. Additionally, the Jets led the league with 117 tackles for no gain or negative yardage, excluding drives with kneel downs (according to Radar 360).

Games with ≤75 Rushing Yards Allowed • 2019 Season

Rank	Team	Games
1.	TB	11
2.	Jets	9
3.	PHI	8
4.	Four Teams Tied	6

Opp. Rush Atts. For No Gain or Negative Yards • 2019 Season

(excluding kneel downs • according to Radar 360)

Rank	Team	Rush ≤0 Yards	Total Yards Lost
1.	Jets	117	-158
2.	TB	95	-102
3.	CIN	93	-88
4.	PIT	93	-111
5.	BUF	90	-115

NON-OFFENSIVE SCORES: This season, the Jets defense and special teams have scored 43 points, tied for the third most in the league and the most by the franchise since 2000. They are one of just six teams with multiple scores on both interception and fumble recovery returns this season and the only team in the league with at least two safeties, two interception returns for scores and two fumble recovery returns for scores.

Non-Offensive Points • 2019

(includes all points scored on defense and special teams and the ensuing extra point/two-point conversion)

Rank	Team	Pts	INT TD	FR TD	ST TD	Safety
1	NE	51	3	2	2	1
2	BLT	44	2	3	1	1
3t.	Jets	43	3	1	2	2
3t.	TB	43	2	4	0	0
5	SF	36	3	2	0	0
6	KC	30	1	2	1	0
7t.	NO	29	2	1	1	1
7t.	TEN	29	1	2	1	1
9t.	LAR	28	2	1	1	1
9t.	PIT	28	1	2	1	0

Non-Offensive Scores • 2019 New York Jets

Player	Game	Type
C.J. Mosley	vs. BUF (9/8)	17-yard INT Ret.
Brian Poole	vs. BUF (9/8)	Safety (-2-yard TFL)
Arthur Maulet	at NE (9/22)	0-yard Fumble Ret. (Punt)
Jamal Adams	at NE (9/22)	61-yard INT Ret.
James Burgess	at MIA (11/3)	Safety (-1-yard TFL)
Jamal Adams	vs. NYG (11/10)	25-yard Fumble Ret.
Brian Poole	vs. OAK (11/24)	15-yard INT Ret.
B.J. Bello	at BLT (12/12)	14-yard Blocked Punt Ret.

FRANCHISE HISTORY: The 43 non-offensive points were also the most by the franchise since 2000 and the first time the team scored via an interception return, a fumble recovery return, a special teams return and a safety in the same season since 2012.

Non-Offensive Points • New York Jets History

(since 2000 • according to Radar360)






Rank	Team	Pts	INT TD	FR TD	ST TD	Safety
1.	2019	43	1	3	2	2
2t.	2001	42	2	2	2	0
2t.	2008	42	1	3	2	0
4.	2010	39	2	3	0	2
5.	2012	37	2	2	1	1

PLAYER NOTES





TARELL BASHAM: Last season (2019), linebacker **Tarell Basham** tied for third on the team in passes defended (according to Radar360), the first passes defended of his three-year career. **Basham** joined just four other Jets linebackers that finished the season in the top three on the team in passes defended since 2000.

Top Three Finish in Passes Defended • Jets LBs *(since 2000 • according to radar360)*

	TARELL BASHAM	2019
	DEMARIO DAVIS	2014
	DAVID HARRIS	2011
	SAM COWART	2002
	JAMES FARRIOR	2001

LE'VEON BELL: Running back **Le'Veon Bell** has produced 120.1 yards from scrimmage per game in his NFL career, the third-best average among all players in league history with at least 50 games played. Of the top 10 players in league history, six have been enshrined in the Pro Football Hall of Fame.

Scrimmage Yards per Game • NFL History *(minimum 50 games • according to radar360)*

	JIM BROWN	125.5
	118 CAREER GAMES	
	EZEKIEL ELLIOTT	125.4
	56 CAREER GAMES	
	LE'VEON BELL	120.1
	77 CAREER GAMES	
	BILLY SIMS	119.6
	60 CAREER GAMES	
	BARRY SANDERS	118.9
	153 CAREER GAMES	
	TERRELL DAVIS	113.9
	78 CAREER GAMES	
	WALTER PAYTON	111.9
	190 CAREER GAMES	
	ARIAN FOSTER	110.9
	80 CAREER GAMES	
	MARSHALL FAULK	108.8
	176 CAREER GAMES	
	LADAINIAN TOMLINSON	108.6
	170 CAREER GAMES	



PLAYER NOTES

BRAXTON BERRIOS: Wide receiver/punt returner **Braxton Berrios**, a waiver claim at final cutdowns by the Jets last season (2019), appeared in his first 16 career games after missing his rookie year with injury. **Berrios** finished with an 11.4 punt return average, the second best among all qualified punt returners, marking the second consecutive season a Jet has finished in the top two in punt return average after Andre Roberts did so in his 2018 Pro Bowl season.

2019 Punt Return Leaders

(among qualified players • min. 1.25 returns per game)

Rank	Player	Team	Ret.	Yards	Avg.
1.	Diontae Johnson	PIT	20	248	12.4
2.	Braxton Berrios	Jets	21	240	11.4
3.	DeAndre Carter	HST	22	214	9.7
4.	Deonte Harris	NO	36	338	9.4
5.	Tarik Cohen	CHI	33	302	9.2

Berrios was a consistent returner all season for the Jets as 13 of his 21 punt returns went for 10+ yards, tied for the second highest total returns of 10+ yards in the league in 2019.

Punt Returns of 10+ Yards • 2019

Rank	Player	Team	Returns
1.	DeAndre Carter	HST	14
2t.	Braxton Berrios	Jets	13
2t.	Tarik Cohen	CHI	13
2t.	Deonte Harris	NO	13
2t.	Richie James	SF	13

JAMISON CROWDER: Last season (2019), his first with the Jets, wide receiver **Jamison Crowder** finished sixth among all AFC wide receivers with a single-season best 78 receptions, and was one of just 17 wide receivers with 75+ catches this season. **Crowder** added 833 yards (14 shy of his season high) and a team-leading six touchdowns (one shy of his season high).

Reception Leaders • AFC

Rank	Player	Team	Rec
1t.	DeAndre Hopkins	HST	104
1t.	Keenan Allen	LAC	104
3.	Julian Edelman	NE	100
4.	Tyler Boyd	CIN	90
5.	Jarvis Landry	CLV	83
6.	Jamison Crowder	Jets	78
7.	Odell Beckham	CLV	74

5-10 AND UNDER: **Crowder**, listed at 5-9, ranks among the league's best receivers under 5-10. **Crowder**, who registered a single-season best 78 catches in his first season with the Jets, ranks in the top five in receptions (78), receiving yards (833) and touchdowns (six) among all wide receivers 5-10 or under.

Reception Leaders • Wide Receivers under 5-10

(height according to radar360)

Rank	Player	Team	Rec	Rec Yds	Rec TD
1.	Julian Edelman	NE	100	1,117	6
2.	Tyler Lockett	SEA	82	1,057	8
3.	Jamison Crowder	Jets	78	833	6
4.	Cole Beasley	BUF	67	778	6
5.	Diontae Johnson	PIT	59	680	5

FRANK GORE: Ranked third on the NFL's all-time rushing list, running back Frank Gore, signed by the Jets this offseason, trails only Hall of Famers Emmitt Smith and Walter Payton. Since 2017, he has passed former Jet Curtis Martin as well as Barry Sanders, both also Hall of Fame players.

NFL All-Time Rushing List

EMMITT SMITH
1990-2004

18,355

WALTER PAYTON
1975-87

16,726

FRANK GORE
2005-

15,347

BARRY SANDERS
SUB HEADER

15,269

ADRIAN PETERSON
2007-

14,216

CURTIS MARTIN
1995-2005

14,101

LaDAINIAN TOMLINSON
2001-11

13,684

JEROME BETTIS
1993-2005

13,662

ERIC DICKERSON
1983-93

13,259

TONY DORSETT
1977-88

12,739

RYAN GRIFFIN: Signed by the Jets prior to the start of training camp last season (2019), tight end **Ryan Griffin** caught 34 passes for 320 yards and five touchdowns. His five scores, a single-season best, tied for the second most on the team and third among all AFC tight ends in 2019.

Receiving Touchdown Leaders • AFC

Rank	Player	Team	Rec TD
1.	Mark Andrews	BLT	10
2.	Darren Fells	HST	7
3t.	Mike Gesicki	MIA	5
3t.	Ryan Griffin	Jets	5
3t.	Hunter Henry	LAC	5
3t.	Travis Kelce	KC	5
3t.	Foster Moreau	OAK	5

PLAYER NOTES



NEVILLE HEWITT: Last season (2019), linebacker **Neville Hewitt** posted a single-season career best with 3.0 sacks and two interceptions, making him one of seven players in the league to record at least 3.0 sacks and two interceptions.

Players with 3.0+ Sacks and 2+ INTs • 2019 Season

Player	Team	Sacks	INT
Jamie Collins	NE	7.0	3
Neville Hewitt	Jets	3.0	2
Darius Leonard	IND	5.0	5
Cory Littleton	LAR	3.5	2
Whitney Mercilus	HST	7.5	2
Logan Ryan	TEN	4.5	4
T.J. Watt	PIT	14.5	2

BRADEN MANN: In his junior season at Texas A&M (2018), established an NCAA record with a 51.0 punt average, winning the nation's Ray Guy Award and was recognized as SEC Special Teams Player of the Year • Despite four years with the Aggies, was the punter as only a junior and senior, recording two punting averages in the Top 36 in NCAA history.

NCAA Single Season Punting Leaders

(according to Sports Reference)

Rank	Name	School	Year	Avg.
1.	Braden Mann	Texas A&M	2018	51.0
2.	Tom Malone	USC	2003	49.0
3.	Ryan Stonehouse	Colorado St.	2018	48.3
4.	Brandon Wright	Georgia St.	2018	48.2
5.	Max Duffy	Kentucky	2019	48.1

JORDAN JENKINS: In each of his four seasons with the Jets, linebacker **Jordan Jenkins** has increased his sack total from the previous year, producing 8.0 last season (2019). After recording 7.0 in 2018, **Jenkins** became one of just eight players in franchise history with 7.0+ sacks in consecutive years, and the first since Calvin Pace did so in 2008-09.

Consecutive 7.0+ Sack Seasons • New York Jets

Player	Pos.	Years	Seasons	High
Mark Gastineau	DE	1983-85	3	22.0
Dennis Byrd	DE	1989-91	3	13.0
Hugh Douglas	DE	1995-96	2	10.0
Mo Lewis	LB	1997-98	2	8.0
John Abraham	DE	2001-02	2	13.0
Shaun Ellis	DE	2003-04	2	12.5
John Abraham	DE	2004-05	2	10.5
Calvin Pace	LB	2008-09	2	8.0
Jordan Jenkins	LB	2018-	2	8.0

Jenkins is one of seven linebackers with at least 7.0 sacks in each of the last two seasons. Of the seven players to do so, five were selected to at least one Pro Bowl each of the last two seasons.

Linebackers w/ Consecutive 7.0+ Sack Seasons • 2018-19

Player	Team	Total Sacks
T.J. Watt	PIT	27.5
Von Miller	DEN	22.5
Za'Darius Smith	GB	22.0
Khalil Mack	CHI	21.0
Matt Judon	BLT	16.5
Jordan Jenkins	Jets	15.0
Devon Kennard	DET	14.0

Selected to the Pro Bowl

ARTHUR MAULET: Over his final four games in 2019, produced 28 tackles (according to Radar360, tied for the ninth most in the league among cornerbacks over the final six weeks (missed two games with an injury) • His seven tackles per game were the most of any corner with four games played in that span, while his five tackles for loss were tied for the most among all defensive backs.

Most Tackles over Final Six Weeks (2019) • CBs

(according to radar360)

Rk	Player	Tm	Gms	Tackles	Tkls/Gm	TFL
1.	Logan Ryan	NYG	6	39	6.5	1
2.	Julian Love	NYG	6	35	5.8	5
3.	Tre Flowers	SEA	6	33	5.5	1
4.	Taron Johnson	BUF	6	32	5.3	0
5t.	Chidobe Awuzie	DAL	6	30	5.0	0
5t.	Chris Harris	LAC	6	30	5.0	0
5t.	Patrick Peterson	ARZ	5	30	6.0	3
8.	Marlon Humphrey	BLT	6	29	4.8	1
9t.	Arthur Maulet	Jets	4	28	7.0	5
9t.	Eric Rowe	MIA	6	28	4.7	0

MARCUS MAYE: Since entering the league in 2017, safety **Marcus Maye** has registered three interceptions in the red zone, tied for the most in the league in that span.

Red Zone Interceptions • Since 2017

Player	Team	INTs	Yds	PD
Duron Harmon	NE	3	0	5
Marcus Maye	Jets	3	116	5
Josh Norman	WAS	3	74	3

Since entering the league, safety **Marcus Maye** is also tied for the most red zone passes defended among safeties with five.



BRADLEY McDOUGALD: Since 2014, his second season in the league, has produced 40 passes defensed, tied for the fourth most in the league among active safeties.

Passes Defensed Leaders • Active Safeties

(since 2014 • according to Radar360)

Rank	Player	Team	PDs
1	Malcolm Jenkins	NO	58
2	Tyrann Mathieu	KC	49
3	Harrison Smith	MIN	42
4t.	Bradley McDougald	Jets	40
4t.	Earl Thomas	BLT	40
6t.	D.J. Swearinger	NO	37
6t.	Kevin Byard	TEN	37
8.	Landon Collins	WAS	36
9.	Patrick Chung	NE	35
10t.	Tre Boston	CAR	34
10t.	Rodney McLeod	PHI	34

STEVE McLENDON: Since joining the Jets in 2016, has ranked in the top 10 in tackles for loss on rushing plays among all NFL defensive linemen • Additionally, over his time with the Jets (since 2016), the team has allowed just 3.90 yards per carry, the third lowest average in the league.

Tackles for Loss • Rushing Plays

(defensive linemen between 2016-19 • according to Radar360)

Rank	Player	Team	TFLs
1.	Aaron Donald	LAR	35
2.	Brandon Graham	PHI	32
3.	Michael Bennett	fa	28
4.	Calais Campbell	BLT	24
5t.	Jerry Hughes	BUF	21
5t.	Grady Jarrett	ATL	21
5t.	Joey Bosa	LAC	21
8t.	Steve McLendon	NYJ	20
8t.	Corey Liuget	fa	20
10t.	Damon Harrison	fa	19
10t.	Cameron Jordan	NO	19
10t.	Kawann Short	CAR	19
10t.	Demarcus Lawrence	DAL	19

DENZEL MIMS: Produced 28 receiving touchdowns over his last three seasons at Baylor, the only receiver in FBS with eight+ receiving touchdowns each of the last three seasons • Those 28 touchdowns ranked as the fourth most in the NCAA since 2017, as every player in the top five was selected in the 2020 NFL Draft.

NCAA Receiving Touchdown Leaders • Since 2017

Rank	Player	School	Rec	Yards	Rec. TDs
1.	James Proche	SMU	244	3,240	33
2t.	CeeDee Lamb	Okla.	173	3,292	32
2t.	Tyler Johnson	Minn.	199	3,164	32
4.	Denzel Mims	Baylor	182	2,901	28
5.	Tee Higgins	Clemson	135	2,448	27

BRESHAD PERRIMAN: In addition to ranking in the top five among all qualified receivers with a 17.9 average and a second with a 14.4 yards at catch average in 2019, finished with one of the top five-week stretches to close the 2019 season • From Week 13 to Week 17, ranked in the top five league-wide in receiving yards, receiving touchdowns, per catch average, 100-yard games and receptions of both 30+ and 20+ yards.

Breshad Perriman Stats & Ranks • Weeks 13-17

(2019 season • according to radar360)

Category	No.	NFL Rank
Receiving Yards	506	3rd
Receiving Touchdowns	5	t-1st
Receiving Average	20.2	5th
Yards at Catch Average	16.2	3rd
30+ Yard Receptions	6	1st
20+ Yard Receptions	13	1st
100+ Yard Games	2	t-2nd

DOWNFIELD THREAT: With receiving averages of 15.1, 21.3 and 17.9 in three of his seasons in the league, has registered a career average of 16.4 yards per catch, the sixth-highest rate among all active players with at least 50 career receptions.

Career Rec. Average Leaders • Active Players

(minimum 50 career receptions)

Rank	Player	Team	Rec.	Avg.
1.	A.J. Brown	TEN	52	20.2
2.	DeSean Jackson	PHI	598	17.4
3.	Mike Williams	LAC	103	17.1
4.	Kenny Golladay	DET	163	16.7
5.	Marquis Goodwin	PHI	140	16.6
6.	Breshad Perriman	Jets	95	16.4

KYLE PHILLIPS: As an undrafted rookie, led the team with 18 tackles for loss in 2019 (according to coaches' stats), one of five Jet defenders with at least 10 TFLs for a defense that led the league with 117 opposing carries for zero or negative yards in 2019.

2019 Tackles for Loss • New York Jets

(according to Coaches' Stats)

Rank	Player	Pos.	TFLs
1.	Kyle Phillips	DL	18
2.	Steve McLendon	DL	15
3t.	Jamal Adams	S	12
3t.	Folorunso Fatukasi	DL	12
5.	James Burgess	LB	10

BRIAN POOLE: Since entering the league as an undrafted free agent in 2016, is one of four defensive backs with 25+ passes defended, 15+ quarterback hits and 15+ tackles for loss (according to Radar360).

Players w/ 25+ PDs, 15+ TFLs & 15+ QBHs • DBs

(since 2016 • according to Radar360)

Player	Team	PDs	QBHs	TFLs
Jamal Adams	SEA	25	23	28
Mike Hilton	PIT	25	18	22
Malcolm Jenkins	NO	33	15	20
Brian Poole	Jets	25	16	15

AVERY WILLIAMSON: Despite missing all the entire 2019 season, he is one of just 12 players to register at least 10.0 sacks and 450 total tackles (stats according to Radar360), since entering the league in 2014.

400+ Tackles & 10.0+ Sacks • Since 2014

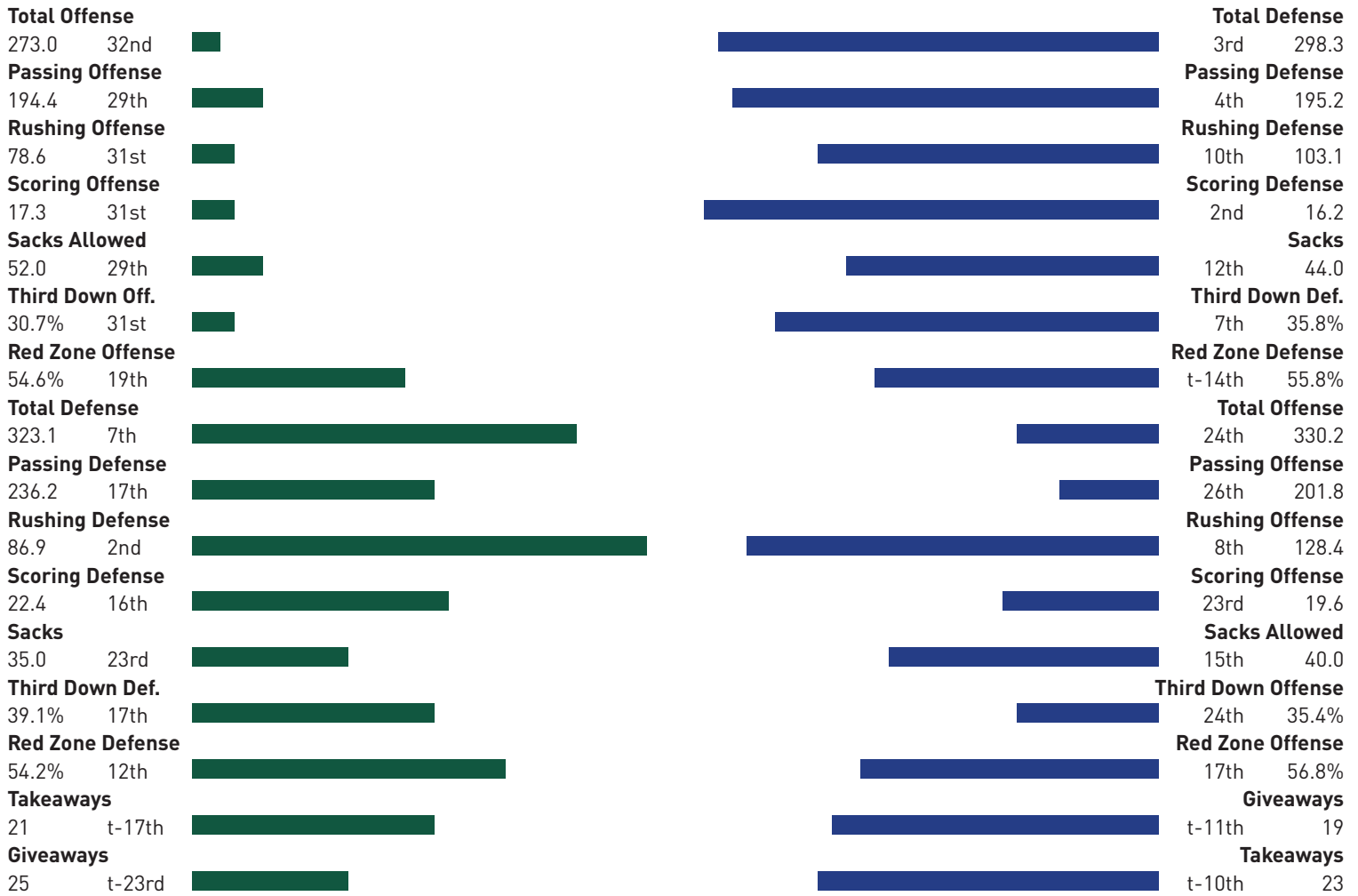
(stats according to radar360)

Player	Team	Tkls	Sks
Mark Barron	PIT	524	10.0
Jamie Collins	DET	531	24.5
Lavonte David	TB	723	13.5
Demario Davis	NO	659	21.5
Thomas Davis	WAS	578	14.0
Christian Kirksey	GB	463	11.5
Blake Martinez	NYG	506	10.0
Benardrick McKinney	HST	488	11.5
Harrison Smith	MIN	495	12.0
Bobby Wagner	SEA	815	12.5
Avery Williamson	NYJ	490	14.5
Wesley Woodyard	TEN	506	20.0



GAME PREVIEW

GAME MATCHUP



STATISTICAL LEADERS

Category	Jets	No.	Category	Bills	No.
Completion Percentage	S. Darnold	61.9%	Completion Percentage	J. Allen	58.8%
Passing Yards	S. Darnold	3,024	Passing Yards	J. Allen	3,089
Passer Rating	S. Darnold	84.3	Passer Rating	J. Allen	85.3
Rushing Yards	L. Bell	789	Rushing Yards	D. Singletary	775
Rushing Touchdowns	L. Bell	3	Rushing Touchdowns	J. Allen	9
Receptions	J. Crowder	78	Receptions	J. Brown	72
Receiving Yards	J. Crowder	833	Receiving Yards	J. Brown	1,060
Receiving Touchdowns	J. Crowder	5	Receiving Touchdowns	C. Beasley • J. Brown	6
Yards From Scrimmage	L. Bell	1,250	Yards From Scrimmage	J. Brown	1,067
First Downs	L. Bell	56	First Downs	J. Brown	53
Tackles ¹	J. Burgess	80	Tackles ¹	T. Edmunds	115
Sacks	J. Jenkins	8.0	Sacks	J. Phillips	9.5
Interceptions	N. Hewitt	2	Interceptions	T. White	6
Forced Fumbles	J. Adams • J. Jenkins	2	Forced Fumbles	J. Poyer	3
Special Teams Tackles ¹	F. Luvu	6	Special Teams Tackles ¹	S. Neal	8
Punt Return Average	B. Berrios	11.4	Punt Return Average	A. Roberts	8.0
Kick Return Average	V. Smith	29.9	Kick Return Average	A. Roberts	26.6
Scoring • Non-Kicking	J. Crowder	36	Scoring • Non-Kicking	J. Allen	56
Scoring	S. Ficken	80	Scoring	S. Hauschka	96

¹according to Radar360

MATCHUP HISTORY



OVERALL:
56-62 (0-1 Postseason)

HOME:
30-29 (0-1 Postseason)

AWAY:
26-33

09/11/60	BUFFALO	W	27-3	11/02/75	BUFFALO	L	23-24	09/15/91	BUFFALO	L	20-23	12/10/06	BUFFALO	L	13-31
10/16/60	at Buffalo	W	17-13	10/10/76	BUFFALO	W	17-14	12/01/91	at Buffalo	L	13-24	09/30/07	at Buffalo	L	14-17
09/17/61	BUFFALO	L	31-41	10/31/76	at Buffalo	W	19-14	10/26/92	BUFFALO	L	20-24	10/28/07	BUFFALO	L	3-13
11/23/62	BUFFALO	W	21-14	10/09/77	at Buffalo	W	24-19	12/06/92	at Buffalo	W	24-17	11/02/08	at Buffalo	W	26-17
09/22/62	at Buffalo	W	17-6	11/06/77	BUFFALO	L	10-14	10/24/93	BUFFALO	L	10-19	12/14/08	BUFFALO	W	31-27
12/08/62	BUFFALO	L	3-20	10/08/78	BUFFALO	W	45-14	12/26/93	at Buffalo	L	14-16	10/18/09	BUFFALO	L	13-16 (OT)
12/08/63	at Buffalo	L	14-45	09/10/78	at Buffalo	W	21-20	09/04/94	at Buffalo	W	23-3	12/03/09	at Buffalo	W	19-13
12/14/63	BUFFALO	L	10-19	09/23/79	at Buffalo	L	31-46	11/06/94	BUFFALO	W	22-17		(Toronto)		
10/24/64	at Buffalo	L	24-34	11/11/79	BUFFALO	L	12-14	10/08/95	at Buffalo	L	10-29	10/03/10	at Buffalo	W	38-14
11/08/64	BUFFALO	L	7-20	09/14/80	at Buffalo	L	10-20	11/19/95	BUFFALO	L	26-28	01/02/11	BUFFALO	W	38-7
09/26/65	at Buffalo	L	21-33	11/09/80	BUFFALO	L	24-31	10/20/96	BUFFALO	L	22-25	11/06/11	at Buffalo	W	27-11
12/19/65	BUFFALO	W	14-12	09/06/81	at Buffalo	L	0-31	11/24/96	at Buffalo	L	10-35	11/27/11	BUFFALO	W	28-24
10/30/66	BUFFALO	L	23-33	10/18/81	BUFFALO	W	33-14	09/07/97	BUFFALO	L	22-28	09/09/12	BUFFALO	W	48-28
11/13/66	at Buffalo	L	3-14	12/27/81	BUFFALO	L	27-31	11/30/97	at Buffalo	L	10-20	12/30/12	at Buffalo	L	9-28
09/10/67	at Buffalo	L	17-20		[AFC Wild Card Playoff]			11/08/98	BUFFALO	W	34-12	09/22/13	BUFFALO	W	27-20
11/12/67	BUFFALO	W	20-10	10/03/83	at Buffalo	W	34-10	12/19/98	at Buffalo	W	17-10	11/17/13	at Buffalo	L	14-37
09/29/68	at Buffalo	L	35-37	11/13/83	BUFFALO	L	17-24	09/19/99	at Buffalo	L	13-17	10/26/14	BUFFALO	L	23-43
11/03/68	BUFFALO	W	25-21	09/23/84	at Buffalo	W	28-26	11/21/99	BUFFALO	W	17-7	11/24/14	at Buffalo	L	3-38
09/14/69	at Buffalo	W	33-19	12/08/84	BUFFALO	W	21-17	09/17/00	BUFFALO	W	27-14		(Detroit)		
11/09/69	BUFFALO	W	16-6	09/15/85	BUFFALO	W	42-3	10/29/00	at Buffalo	L	20-23	11/12/15	BUFFALO	L	17-22
10/04/70	at Buffalo	L	31-34	12/08/85	at Buffalo	W	27-7	10/07/01	at Buffalo	W	42-36	01/03/16	at Buffalo	L	17-22
10/25/70	BUFFALO	L	6-10	09/07/86	at Buffalo	W	28-24	12/30/01	BUFFALO	L	9-14	09/15/16	at Buffalo	W	37-31
10/17/71	BUFFALO	W	28-17	10/05/86	BUFFALO	W	14-13	09/08/02	at Buffalo	W	37-31 (OT)	01/01/17	BUFFALO	W	30-10
11/21/71	at Buffalo	W	20-7	09/13/87	at Buffalo	W	31-28	11/24/02	BUFFALO	W	31-13	09/10/17	at Buffalo	L	12-21
09/17/72	at Buffalo	W	41-24	11/22/87	BUFFALO	L	14-17	10/12/03	BUFFALO	W	30-3	11/02/17	BUFFALO	W	34-21
11/12/72	BUFFALO	W	41-3	10/17/88	BUFFALO	L	14-37	12/07/03	at Buffalo	L	6-17	11/11/18	BUFFALO	L	10-41
09/30/73	at Buffalo	L	7-9	11/20/88	at Buffalo	L	6-9 (OT)	10/10/04	BUFFALO	W	16-14	12/09/18	at BUFFALO	W	27-23
12/16/73	BUFFALO	L	14-34	10/22/89	at Buffalo	L	3-34	11/07/04	at Buffalo	L	17-22	09/08/19	BUFFALO	L	16-17
09/29/74	at Buffalo	L	12-16	12/23/89	BUFFALO	L	0-37	10/16/05	at Buffalo	L	17-27	12/29/19	at BUFFALO	W	13-6
12/08/74	BUFFALO	W	20-10	09/24/90	BUFFALO	L	7-30	01/01/06	BUFFALO	W	30-26				
09/21/75	at Buffalo	L	14-42	10/21/90	at Buffalo	L	27-30	09/24/06	at Buffalo	W	28-20				

SINGLE GAME RECORDS

PASSING YARDS

Player	Cmp/Att	Yds	Date
1. Richard Todd	28/51	377	12/27/81
2. Ryan Fitzpatrick	24/34	374	09/15/16

PASSING TOUCHDOWNS

Player	TDs	Date
1t. Three Tied, Most Recently		
Mark Sanchez	4	11/27/11

RUSHING YARDS

Player	Att	Yds	Date
1. Thomas Jones	22	210	10/18/09
2. Freeman McNeil	18	192	09/15/85

RUSHING TOUCHDOWN

Player	TDs	Date
1t. Kevin Long	3	10/08/78
Matt Forté	3	09/15/16

RECEPTIONS

Player	Rec	Date
1. Jamison Crowder	14	09/08/19
2. Clark Gaines	12	09/14/80

RECEIVING YARDS

Player	Rec	Yds	Date
1. Don Maynard		180	12/19/65
2. George Sauer		170	11/12/67

RECEIVING TOUCHDOWNS

Player	TDs	Date
1. Wesley Walker	3	09/23/84
2t. 12 Tied, Most Recently		
Stephen Hill	2	09/09/12

MOST FIELD GOALS

Player	FGs	Date
1. Jim Turner	6/8	11/03/68
2t. Four Tied, Most Recently		
Jay Feely	4/4	12/03/09

LONGEST PLAYS

PASSING PLAY

Player	Yds	Date
1. Ken O'Brien to Wesley Walker	96t	12/08/85
2t. Ken O'Brien to Wesley Walker	71t	09/07/86
Vinny Testaverde to Dedric Ward	71t	12/19/98

RUSHING PLAY

Player	Yds	Date
1. Thomas Jones	71t	10/18/09
2t. Freeman McNeil	69	09/15/85
Chris Ivory	69	11/17/13

THE LAST TIME

300-YARD PASSER

By JETS:	Player	Date	Yards
By JETS:	Ryan Fitzpatrick	09/15/16	374 (1 TD)
By OPP:	J.P. Losman	09/24/06	328 (2 TDs)

100+ QUARTERBACK RATING

By JETS:	Player	Date	Rating
By JETS:	Josh McCown	11/02/17	106.3 (1 TD)
By OPP:	Matt Barkley	11/11/18	117.4 (2 TDs)

(min. 20 attempts)

100-YARD RUSHER

By JETS:	Player	Date	Yards
By JETS:	Matt Forté	09/15/16	100 (3 TDs)
By OPP:	Josh Allen	12/09/18	101

100-YARD RECEIVER

By JETS:	Player	Date	Yards
By JETS:	Eric Decker	09/15/16	126 (1 TD)
By OPP:	Brandon Marshall	09/15/16	101
By OPP:	Duke Williams	12/29/19	108

MULTI-TOUCHDOWN PERFORMANCE

By JETS:	Player	Date	TDs
By JETS:	Matt Forté	11/02/17	2 TDs (Rush)
By OPP:	LeSean McCoy	11/11/18	2 TDs (Rush)

SPECIAL TEAMS RETURN TOUCHDOWN

By JETS:	Player	Date	Type
By JETS:	Jeremy Kerley	09/09/12	PR (68 Yds.)
By OPP:	Manny Lawson	11/24/14	Blocked Punt Ret. (0 Yds.)



PROBABLE STARTERS

OFFENSE

WR 19 BRESHAD PERRIMAN

6th Season

First Jets season after signing as an UFA (TB) this offseason • Over the final five weeks of 2019, ranked in the top five league-wide in receiving yards, receiving touchdowns, per catch average and 100-yard games.

LT 77 MEKHI BECTON

Rookie

Selected in the First Round (11th overall) • Earned first team All-ACC honors and was named the ACC Jacobs Blocking Trophy winner in his final season with Louisville (2019).

LG 71 ALEX LEWIS

5th Season

Second Jets season after re-signing during the offseason • Entered the starting lineup in Week Five and was part of an offensive line that helped allowed just 15 sacks over the final eight games in 2019, the ninth fewest in the league.

C 60 CONNOR McGOVERN

5th Season

First Jets season after signing as an UFA (DEN) this offseason • Helped pave the way for a 1,000-yard rusher each of the last two seasons (2018-19) with DEN, as the offense averaged 4.85 yards per carry since 2018, the fourth best in the league.

RG 62 GREG VAN ROTEN

6th Season

First Jets season after signing as an UFA (CAR) this offseason • The former CFL all-star helped CAR rank ninth in the league in rushing in the games he played (first 11 weeks) last season (2019), while CAR led the league in rushing average (5.13) in 2018 when he started all 16 games.

RT 76 GEORGE FANT

5th Season

First Jets season after signing as an UFA (SEA) this offseason • Made starts at both left tackle and right tackle, helping a SEA offense finish top five in rushing and the top 10 in scoring from 2016-19.

TE 89 CHRIS HERNDON

3rd Season

Third Jets season • Returns from an injury in 2019 that limited him to one game • Recorded 502 receiving yards as a rookie (2018), a top 10 total for the Jets and the second most by a rookie tight end in franchise history.

WR 15 CHRIS HOGAN

8th Season

First Jets season after signing as a FA during Training Camp • Local product (Wyckoff, NJ) has been a part of every team in the AFC East • Appeared in three consecutive Super Bowls, winning Super Bowl LI and LIII.

WR 89 JAMISON CROWDER

6th Season

Second Jets season • Led the team in receptions (78) and receiving yards (834) and touchdowns (six), establishing a single season high in receptions while becoming one of only six receivers with at least two receptions in all 16 games last season (2019).

QB 14 SAM DARNOLD

3rd Season

Third Jets season • Compiled season highs in every category last season, leading the team to a 6-2 record over the final eight weeks and a 7-6 record as a starter in 2019 • The youngest starting quarterback in NFL history after starting the season opener in 2018.

RB 26 LE'VEON BELL

7th Season

Second Jets season • Last season (2019), produced 1,250 scrimmage yards, including 461 yards on 66 receptions • Became the fastest player in league history to surpass 8,000 yards from scrimmage, when he did so on his first carry as a Jet (2019).

KEY RESERVES

RB 21 FRANK GORE

16th Season

First Jets season after signing as an UFA (BUF) this offseason • Ranks third on the NFL's all-time rushing list with 15,347 yards, while tying for third for the most games played by a running back (226), including 122 consecutive starts between 2011-18.

TE 84 RYAN GRIFFIN

8th Season

Second Jets season signing an extension during the 2019 season • Became one of just eight tight ends in team history with five+ touchdown receptions last season (2019).

WR 11 DENZEL MIMS

Rookie

Selected in the second round • One of only five players since 2014 with eight+ touchdown receptions in each of his last three seasons, recording 28 total since 2017, the fourth-most in the 2020 draft class.

SPECIALISTS

K 9 SAM FICKEN

2nd Season

Second Jets season • Took over as the kicker in Week Two and connected on 19 field goals, including a 44-yard game-winning kick vs. MIA (12/08/19) as time expired.

P 7 BRADEN MANN

Rookie

Selected in the Sixth Round • Established an NCAA record with a 51.0 punting average during his junior season and earned the Ray Guy Award as the nation's top punter.

LS 42 THOMAS HENNESSY

4th Season

Fourth Jets season • Has snapped in every game (48) over the last three seasons.

PROBABLE STARTERS



DEFENSE

DL 95 QUINNEN WILLIAMS

2nd Season

Second Jets season • Posted 31 tackles and 2.5 sacks as part of the league's second ranked run defense.

DL 99 STEVE McLENDON

11th Season

Fifth Jets season • Has appeared in every game the last three seasons, helping a run defense that finished second in the league last season (2019) • In his 10 NFL seasons, has been a part of six different top 10 rushing defenses.

DL 96 HENRY ANDERSON

6th Season

Third Jets season • In his two seasons with the Jets (2018-19), has registered 8.0 sacks and eight passes defended • Has blocked three kicks in his career, including two in 2018, his first season with the Jets.

LB 48 JORDAN JENKINS

5th Season

Fifth Jets season after re-signing during the offseason • Led the team in sacks (8.0) for the second consecutive season • Since entering the league (2016), is one of just 12 players with at least five forced fumbles and five fumble recoveries.

LB 54 AVERY WILLIAMSON

7th Season

Third Jets season • Returns after missing the 2019 season with an injury suffered in preseason • Despite the missed season, one of just 12 players in the league with 450+ tackles and 10.0+ sacks since he entered the league in 2014 (according to Radar360).

LB 46 NEVILLE HEWITT

6th Season

Third Jets season after re-signing in the offseason • One of seven players in the league with 3.0 sacks and two interceptions last season (2019) after starting every game he played, a single season best 12.

LB 93 TARELL BASHAM

4th Season

Third Jets season • Produced single season highs in tackles (36) and passes defended (nine) • Over the last three weeks (2019), registered a sack, fumble recovery, an interception and a blocked punt, the only Jet since 1991 to record all four in the same season and one of seven players in the NFL to accomplish the feat in the last five seasons.

CB 35 PIERRE DESIR

7th Season

First Jets season after signing as a FA this offseason • Last season (2019) with IND, registered single season best with three interceptions and 11 passes defended.

CB 34 BLESS AUSTIN

2nd Season

Second Jets season • Returned in Week 10 (2019) from Reserve/NFI and started six of the last seven games, finishing in the top 10 among all rookie corners in tackles and passes defended over the season's final eight weeks.

S 20 MARCUS MAYE

4th Season

Fourth Jets season • Returned from an injury in 2018 to start all 16 games last season (2019), one of two Jets to start all 16 • Of his four interceptions, three have come in the red zone, tied for the most in the league since 2017.

S 30 BRADLEY McDOUGALD

8th Season

First Jets season after being acquired in a trade (SEA) • Over the last two seasons (2018-19) has registered five interceptions and 15 passes defended • His 40 passes defended since 2014 rank fourth among NFL safeties.

KEY RESERVES

LB 53 BLAKE CASHMAN

2nd Season

Second Jets season • Started five of the first seven games of 2019 as a rookie before a season-ending injury, posting 40 tackles (according to Radar360), the third-most by a rookie through their first seven games last season.

S 32 ASHTYN DAVIS

Rookie

Selected with the first of two third round picks • Former walk-on at Cal who started 24 games in his final two years, and registered six interceptions, nine passes defended, two forced fumbles and three fumble recoveries.

DL 94 FOLORUNSO FATUKASI

3rd Season

Third Jets season • Helped the run defense finish second in the league last season (2019), and finished third on the team with 12 tackles for loss (according to coaches' stats).

DL 98 KYLE PHILLIPS

2nd Season

Second Jets season • Undrafted rookie free agent finished first in tackles for loss with 18 last season (according to coaching stats) as part of a defense that finished second in rushing average allowed in 2019.

CB 34 BRIAN POOLE

5th Season

Second Jets season after re-signing during the offseason • In his first season with the Jets, started 10-of-14 games and registered 62 tackles and a pick six • One of four defensive backs with 25+ passes defended, 15+ quarterback hits and 15+ tackles for loss (according to Ra-dar360) since entering the league as an undrafted free agent in 2016.

RETURN SPECIALIST

Ret. 10 BRAXTON BERRIOS

3rd Season

Second Jets season • Finished second in the league with an 11.4 punt return average • Contributor on offense, averaging 19.2 yards per catch on six receptions.



BY THE NUMBERS

2

Wide receiver **Jamison Crowder** finished the 2019 season with at least two receptions in every game, one of just six wide receivers in the league to accomplish the feat.

14

Linebacker **Frankie Luvu** led the team with a career high 14 special teams tackles (according to coaches' stats) in 2019.

3.52

With 27 of his 95 career receptions gaining 20+ yards, wide receiver **Breshad Perriman** has registered a rate of one reception of 20+ yards per 3.52 catches, the fifth-best ratio in the league among players with at least 25 receptions of 20+ yards since entering the league (2014).

15

The Jets offense allowed just **15 sacks** over the last eight games in 2019, the ninth best mark in the league and a 22-sack improvement from the first eight weeks.

3.93

Defensive lineman **Steve McLendon** has played four seasons with the Jets (2016-19). Over that span, the defense has allowed just 3.93 yards per carry, the lowest average in the NFL.

28

Wide receiver **Denzel Mims** totaled 28 receiving touchdowns over his last three seasons at Baylor University, the only receiver in FBS with eight+ receiving touchdowns in each of the last three seasons. Those 28 touchdowns ranked as the fourth most in the NCAA since 2017, with every player in the top five being selected in the 2020 NFL Draft.

4

The Jets offense scored 40 total points on opening drives in 2019, including touchdowns on **four consecutive** opening possessions from Week Eight to Week 11, matching a franchise record streak.

40

Before he was injured, linebacker **Blake Cashman** registered 40 tackles (according to Radar360) in 2019, the third most of any rookie through seven games.

5

Tight end **Ryan Griffin** recorded five touchdown catches in 2019, one of just eight tight ends in franchise history to record at least five receiving touchdowns in a season.

52%

Among all safeties with at least 300 coverage snaps in 2019, safety **Bradley McDougald** registered a completion percentage of 52% and a passer rating allowed of 54.4, both the ninth best in the league (according to NextGen Stats).

5-10

In his first game with the Jets vs. BUF (09/08/19), cornerback **Brian Poole** registered his first career safety on a two-yard tackle for loss. The safety was the first by a player listed at 5-10 or less (according to Radar360) since 2001.

66

With 66 receptions in 2019, running back Le'Veon Bell registered his third-consecutive season with 50+ receptions, ranked seventh among NFL running backs and ranked fifth in franchise history for receptions by a back in a season.

6

Over the final eight games of the 2019 season, quarterback **Sam Darnold** led the Jets to a 6-2 record. His six quarterback wins tied for the second most in the NFL over the last eight weeks.

100+

Despite missing all of 2019 with an injury, linebacker **Avery Williamson** still ranks in the top 25 in total tackles (according to Radar 360) after producing at least 100 tackles in each of his first five seasons.

7th

The Jets defense, led by Defensive Coordinator **Gregg Williams**, finished the 2019 season as the 7th best defense in the NFL. Williams' has now led his defense to a top-10 finish eight times in his 21 seasons as a head coach or defensive coordinator.

128

Wide receiver **Chris Hogan** posted 128 receiving yards in Super Bowl LII, the eighth most by any player in a Super Bowl since 2000.

8.0

Linebacker **Jordan Jenkins** led the team with 8.0 sacks in 2019, a new single season best and the fourth most in Jets history by a linebacker.

176

Through 38 career games, safety **Marcus Maye** has registered 176 total tackles, the fourth most tackles among defensive backs in Jets history through 38 career games.

9

The Jets defense held their opponents to under 75 rushing yards in nine games in 2019, the second most in the league.

226

Running back **Frank Gore**, the NFL's third all-time leading rusher, has played in 226 games over his 16-year career, tied with Hall of Famer Emmitt Smith for the third most games played in league history by a running back.

11

Cornerback **Pierre Desir** led IND in 2019 with a career-high 11 passes defended, which was tied for 8th among AFC corners.

502

Tight end **Chris Herndon**, limited to one game in 2019, recorded 502 receiving yards in 2018, one of only five rookie tight ends to register at least 500 yards since 2014.

11.4

Wide receiver **Braxton Berrios** finished with an 11.4 punt return average in 2019, the second-best average among all qualified punt returners, and the second consecutive season a Jet has finished in the top two in punt return average.

576

As an undrafted free agent in 2019, Defensive lineman **Kyle Phillips** played in 571 total snaps and registered 39 total tackles, both of which ranked fifth in the league among rookie undrafted free agents (according to Radar360).





CHRISTOPHER JOHNSON

EXPERIENCE



CHAIRMAN & CEO

CHRISTOPHER WOLD JOHNSON, an owner of the New York Jets since 2000, enters his fourth season as chairman & CEO. A fourth-generation member of the founding family of Johnson & Johnson, he has overseen pivotal changes within the organization, key additions both on and off the field, and an update to the club's brand and uniform for the first time in 20 years.

Last season, Johnson oversaw the hiring of Head Coach Adam Gase and General Manager Joe Douglas as well as the appointment of Hymie Elhai as team president. With the three in place, Johnson established a foundation based on his vision of a winning culture throughout the franchise, showing his commitment to building a durable, successful and united organization.

Before a 6-2 finish to the 2019 season, the unity of the team throughout their tough start resonated with Johnson. "The thing that's so encouraging is that there has never been a moment when somebody casts blame on somebody else," Johnson said in November of 2019. "I think that speaks very highly of the character of this team."

Since Week 10 of 2019, Gase has overseen on-field improvements on both sides of the ball as the Jets improved in almost every major offensive and defensive category. Douglas, hired in June of 2019, added 10 new players prior to the start of last season and has begun to overhaul a roster that currently has over 55 new players from the one he inherited.

Throughout his tenure as chairman & CEO, Johnson has developed a strong bond with his players, working closely with them to advance programs and initiatives important to them. Following the death of George Floyd, Johnson joined the team's virtual team meeting, addressing the group and discussing how they all – Johnson, coaches, executives and players – could use their powerful platform to impact positive change. A message that resonated with players like C.J. Mosley.

"That meant a lot to me and I'm sure to everybody else for him to talk to us," said Mosley of Johnson addressing the team. "He pretty much let us know that anything we needed, he was there to help. He gave out his personal information and he said any guy who wants to call, get together to work something out, he would help."

In a statement, Johnson's Jets expressed, "We will not waste this opportunity to create programs and partnerships of which we, along with the community, can look back on years from now and be proud."

In December of 2018, Johnson donated to five non-profit social justice organizations that aim to combat social inequality and reduce barriers to opportunity. Additionally, he matched donations by Jets players and coaches for charities focused on education, community/police relations, criminal justice reform, as well as other initiatives, including reducing poverty, racial equality and workforce development.

In 2017, Johnson regularly met with the team's leadership council to discuss social justice matters and serve as a resource. Moreover, he accompanied players to the Bronx public defender's office to learn about challenges facing the criminal justice system. In February 2018, he joined the players in sending a letter to New York Governor Andrew Cuomo advocating for bail reform.

As part of the response to the COVID-19 pandemic, Johnson, his family, and the Jets donated \$3 million to support those in need in the New York and New Jersey areas. In March of 2020, they pledged \$1 million to support the United Way of New York City's COVID-19 Community Fund, the United Way of Northern New Jersey's ALICE Recovery Fund and the United Way of Long Island's United Together: A Response Fund for COVID-19. A month later, they donated \$2 million to organizations focused primarily on food insecurity, first responders and regional relief.

CHRISTOPHER JOHNSON



"No region in the country has been affected by COVID-19 more than ours and because of that, our resolve has only grown," Johnson said of the donations. "We would like to extend our support to these organizations who battle daily against an unprecedented challenge. At no time has being a good teammate ever mattered more."

In April of 2019, the organization unveiled three new uniforms, along with a refreshed logo, the first changes to both in over 20 years. "Our goal was to create a modern and innovative look for the future of our franchise," said Johnson. "We believe these uniforms will appeal to fans of all ages and the design is one that both fans and players would be extremely proud to wear. I am extremely excited to usher in the next generation of the New York Jets." In addition to the uniforms and logo, the team also added noticeable changes to the Atlantic Health Jets Training Center to reflect the re-brand and modified fan elements at MetLife Stadium for the 2019 season.

While engaged in all aspects of the organization, Johnson places an emphasis on the team's year-round commitment to the community, primarily through the New York Jets Foundation. The Foundation funds programs that look to

positively influence the lives of young men and women in the tri-state area through the promotion of fitness, youth football support and the prevention of bullying, particularly in disadvantaged communities. Among the charities supported by the Foundation is the club's trail-blazing anti-bullying program, Jets Tackle Bullying. The program aims to tackle all forms of bullying by raising awareness, providing tools for educators and preventing bullying for kids and teens.

A dedicated proponent of autism research and awareness, Johnson works closely with the Johnson Center for Child Health & Development. The center, named for his mother, the late Betty Wold Johnson, aims to advance the understanding of childhood development through clinical care, research and education, as well as raise awareness on Autism Spectrum Disorder and identify medical research to unlock better treatments for children and young adults affected by this condition.

Johnson is also active in various educational endeavors and local philanthropy, supporting a range of initiatives, including charter school construction, as well as encouraging public discourse and exchange of ideas through debating societies.





JOE DOUGLAS

GENERAL MANAGER

EXPERIENCE

 21  2

 MECHANICSVILLE, VA •  RICHMOND

JOE DOUGLAS begins his second season as general manager of the New York Jets after being named to the position in June of 2019. Now in his 21st season working in the league, Douglas continues to build a roster that includes over 55 new players from the one he inherited.

“A general manager must be more than just a talent evaluator. He must be able to build and sustain a winning culture,” Chairman & CEO Christopher Johnson said after announcing Douglas’ hire. “That includes a commitment to collaboration and earning the trust of his colleagues.”

After engaging with the entire organization, Douglas set expectations for his personnel staff, but has also joined with President Hymie Elhai and Head Coach Adam Gase to build the foundation Johnson envisioned in hiring the three.

“You better know what you’re looking for and know what you’re looking at.”

That was advice Douglas recalled from his mentor Ozzie Newsome and he knew what he was looking for from the beginning, making his priorities known the day he was hired.

“This is a game of wills and we are going to try to build a team that can impose their will on other teams and to do that you have to be strong up front,” Douglas said when introduced as the team’s GM, a point he echoed at the end of the 2019 season. “The line of scrimmage is always going to be a priority here and so it’s definitely going to be something that we’re going to look to improve every year.”

Since becoming GM, Douglas has added over 14 offensive linemen, including free agents George Fant, Connor McGovern and Greg Van Roten, as well as Alex Lewis, a trade acquisition during 2019 training camp and 2020 draft picks Mekhi Becton (first round) and Cameron Clark (fourth round).

The offensive line overhaul was just an element of his first free agency for the Jets. Douglas took a strategic and disciplined approach to filling the team’s holes, adding to the depth with players that could not only come in and contribute immediately, but would also fit the team’s culture. In addition to the offensive linemen acquired, he brought a

pair of veterans with a combined 27 years of NFL experience, reaching into his past with Super Bowl XLVII MVP Joe Flacco, while also adding the NFL’s third all-time leading rusher, Frank Gore.

Douglas also signed cornerback Pierre Desir, linebacker Patrick Onwuasor and wide receiver Breshad Perriman, while retaining key contributors on every level of the defense: linebacker Jordan Jenkins, cornerback Brian Poole and team captain and leader, defensive lineman Steve McLendon, who was extended during the 2019 season.

“It was important for us to bring in those quality players that have the right level of toughness, intelligence, versatility,” Douglas said in his recap of the team’s free agency decisions. “And then, bring them in on fair market deals.”

Despite the added wrinkle that his first draft as general manager was also the NFL’s first ever virtual draft as a result of COVID-19 global pandemic, Douglas showed no signs of being a rookie, while drafting from his home. He turned his seven draft picks in 2020, Leonard Williams’ expiring contract and a sixth-round pick the team previously acquired into 13 players, including 12 currently on the 2020 roster.

As a result of Douglas’ movement in the draft, nine draft picks joined the Jets in 2020 – Becton, wide receiver Denzel Mims, safety Ashtyn Davis, defensive lineman Jabari Zuniga, running back La’Mical Perine, quarterback James Morgan, Clark, cornerback Bryce Hall and punter Braden Mann. Of the nine, five were team captains in college, yet another illustration of Douglas’ commitment to character and culture.

Additionally, Douglas added four veteran players with his draft capital, including Lewis, cornerback Nate Hairston and wide receiver Demaryius Thomas during 2019 and defensive back Quincy Wilson during the draft.

While Douglas’ first season with the Jets did not end with the desired result, the roster showed resiliency as several players took on unexpected roles for a team that saw just two players start 16 games. The 2019 Jets were forced to use 73 players, including 15 different offensive starting lineups and 14 different defensive starting lineup combinations. Despite the injuries, Douglas buoyed a roster that finished 6-2 over the final eight weeks by acquiring players, in every available avenue possible, throughout the year.

JOE DOUGLAS



In adding three 10+ game starters after June, Douglas was true to his word that the search for players never stops. He added tight end Ryan Griffin as a free agent signing the day before training camp, Lewis in a 2019 training camp trade and Thomas in a Week Two trade with New England, the first such trade between the two franchises in over 25 years.

Lewis, who was re-signed in the 2020 offseason, went on to start 12 games in his first season with the Jets, as part of an offensive line that allowed the 10th fewest sacks in the league over the last eight games. Griffin, who earned a contract extension during the 2019 season, stabilized the tight end position after expected starter Chris Herndon was limited to just one game. Griffin caught five touchdown passes, tied for third in the conference and one of just eight tight ends in franchise history with at least five TD catches. Thomas became the team's third receiver, catching 36 passes for 433 yards while also providing valuable veteran leadership.

Douglas also brought in a number of other key contributors for the 2019 Jets, claiming wide receiver/punt returner Braxton Berrios – who saw action in all 16 games and ranked second in the league in punt return average – following roster reductions. He added Vyncint Smith from the Texans practice squad as the second-year wide receiver would make contributions receiving, running and returning in 13 games as a Jets. Safety Matthias Farley, a free agent signing prior to the start of the season, was a key contributor on special teams, while Hairston, a trade prior to the first game, started six games at cornerback.

Perhaps Douglas' biggest move during his first season with the Jets was the trade of Leonard Williams. Moved to the Giants at the trade deadline, the Jets received a third-round pick in the 2020 NFL Draft and ultimately a fifth-round choice in 2021.

“To Jets nation, you are getting a general manager that is a relentless worker, someone that understands a winning culture, someone that is going to strive to put a product on the field each Sunday that competes for greatness and that I hope will make you proud.”

-Joe Douglas

Throughout his time in the league, Douglas has put in the work and paid his dues, working as both a pro and college scout in Baltimore, Chicago and Philadelphia, and helping shape three different Super Bowl championship rosters. Before joining the Jets, he spent the previous three seasons as the vice president of player personnel with the Eagles. In Philadelphia, he was a key component in acquiring many of the players that helped win Super Bowl LII, including the game's MVP, quarterback Nick Foles.

Using every avenue to help improve the team, Douglas was part of a front office that acquired the players who scored all but two of the team's postseason touchdowns, including four of the five scores in the Super Bowl. A trio of 2017 unrestricted free agent signings – LeGarrette Blount, Foles and Alshon Jeffery – as well as a pair of street free agents – Patrick Robinson and Torrey Smith – all contributed scores on the team's title run. The Eagles' leading receiver in the Super Bowl, running back Corey Clement, was signed as an undrafted free agent, while the team's leading rusher in the game, running back Jay Ajayi, joined the club as a midseason trade.

Prior to joining the Eagles, Douglas spent a season as the director of college scouting for Chicago (2015), first working with Gase, the then offensive coordinator for the Bears.

Entering the NFL as a player personnel assistant (2000) the year Baltimore won Super Bowl XXXV, Douglas ascended within the Ravens organization, holding various posts in the organization's scouting department, serving as a national scout (2012-15), Southeast area scout (2009-11), East Coast area scout (2008) and Northeast area scout (2003-07), helping add a number of prominent players via the draft, including the Super Bowl XLVII MVP, Flacco, as well as a number of Pro Bowl players – Ben Grubbs, C.J. Mosley, Justin Tucker and Marshal Yanda.

An All-Atlantic 10 selection, Douglas started 45 consecutive games at tackle for the University of Richmond. Following his collegiate playing career, he transitioned into a volunteer assistant coach role with the Spiders in 1999.

As an offensive and defensive lineman at Lee-Davis (VA) HS, Douglas was recognized as a two-time all-state honoree.

He and his wife, Shannon, have two daughters, Addison and Leighton, and a son, Thomas.

FLIGHT PATH	
New York Jets	2019-Present
General Manager	2019-Present
Philadelphia Eagles	2016-18
Vice President of Player Personnel	2016-18
Chicago Bears	2015
Director of College Scouting	2015
Baltimore Ravens	2000-14
National Scout	2012-14
Southeast Area Scout	2009-11
East Coast Area Scout	2008
Northeast Area Scout	2003-07
Player Personnel Assistant	2000-02
University of Richmond	1999
Volunteer Assistant Coach	1999

PLAYING CAREER	
University of Richmond (Tackle)	1995-98



HYMIE ELHAI

PRESIDENT

EXPERIENCE



21

HYMIE ELHAI begins his second season as the president of the New York Jets after his appointment by Chairman & CEO Christopher Johnson in 2019. Now in his 21st year with the organization, Elhai has ascended to his role as a result of hard work, dedication and a commitment to the New York Jets.

Overseeing all team business operations, Elhai brings his balance and perspective to those various departments, including Communications, Community Relations, Corporate & Premium Partnerships, Events & Game Operations, Facilities, Finance, Information Technology, Legal & Human Resources, Marketing, Security and Ticketing.

“For over 20 years Hymie has developed a deep level of respect from both sides of the building,” said Johnson. Specifically, I witnessed first-hand, his leadership, communication and organizational acumen.”

To that end, a key element of Elhai’s role is working closely with General Manager Joe Douglas and Head Coach Adam Gase to integrate football and business operations, providing support and guidance to help both navigate their responsibilities. The relationship between the three form the foundation of Johnson’s vision for a unified franchise, one positioning itself for long term success.


During the COVID-19 outbreak, Elhai and his staff have worked closely with New Jersey Governor Phil Murphy’s office and the NFL to develop the proper protocols for the Jets. His communication with staff helped manage the unprecedented uncertainty of a global pandemic.

Beginning his Jets career in 2000 as an intern, Elhai previously served as the club’s senior vice president, business affairs and general counsel where he was responsible for all legal aspects of the team, including sponsorship, licensing, event, digital media, production and broadcasting agreements, and all employment related matters. Additionally, Elhai provided counsel and guidance to football administration on all planning initiatives prior to his current role.

Born in Queens, NY, Elhai grew up a Jets fan, attending games at Shea Stadium. Those roots run deep in Elhai who is driven to bring success to the Jets, not just for the organization, but for the fans.

“I have a deep appreciation and respect for this franchise and for what it means to our fans,” Elhai stated after his appointment.

A Sports Business Journal Forty Under 40 honoree, Elhai is a graduate of Rutgers Law School and The Johns Hopkins University, where he played football and baseball. Elhai resides in Hoboken, NJ.



ADAM GASE

HEAD COACH

EXPERIENCE

 18  2

 YPSILANTI, MI •  MICHIGAN STATE

ADAM GASE begins his second season as the head coach of the New York Jets after posting a 6-2 record over the final eight games, tied for the third most wins in the league over that span. Overall, he led the team to a 7-9 record, a three-win improvement from 2018.

Under Gase, starting quarterbacks have registered a 100+ passer rating 41 times, a number that would tie him for 10th among all NFL franchises since 2013. Additionally, six different quarterbacks (Sam Darnold, Peyton Manning, Jay Cutler, Ryan Tannehill, Matt Moore and Brock Osweiler) have produced a 100+ passer rating performance.

Beginning with his first season in Denver (2009), Gase has coached 17 different players to the Pro Bowl – a list includes 12 offensive players, with multiple players at offensive line, wide receiver and running back.

In his first season as the Jets head coach, Gase led a roster that used the third-most players in the league as a result of injury. Despite the consistent roster change, he oversaw improvements in almost every major category – offensively and defensively – over the season's final eight weeks. In that span (Weeks Nine-17), the offense increased their third-down efficiency by a league-best 15%, allowing just 15 sacks (ninth best), a 22-sack improvement from the first eight weeks. Additionally, the Jets committed just eight turnovers in the last eight games, the 10th fewest in the league.

One of his main charges, quarterback Sam Darnold, improved in every category, as the second-year pro posted highs in completion percentage, yards per attempt, touchdown percentage, while decreasing his interception percentage and recording the league's 10th best passer rating in compiling a 6-2 record to close the second half.

On opening drives, the Jets offense was one of the most proficient in the league, as Gase's script helped the team score 40 points in 2019, tied for ninth in the league, with all 40 points

coming over the season's final 10 weeks. On opening drives, Darnold finished top five in the league in completion percentage, yards per game, touchdowns, sacks taken and passer rating, while wide receiver Jamison Crowder tied for the league lead in receptions on opening drives.

Prior to his appointment as Jets head coach, Gase brought 16 seasons of experience as a coach in the NFL, the last six calling plays for three different franchises, including record-setting offensive output as the offensive coordinator of the Denver Broncos (2013), his first season calling plays in the NFL. In his last position, Gase spent three seasons (2016-18) as the head coach for the Miami Dolphins, where he compiled a 23-25 record and led the franchise to a postseason berth in his first season.

In his first season under Gase's leadership (2016), quarterback Ryan Tannehill completed 67.1% of his passes for a 7.7 yards per attempt average and a 93.5 passer rating, all then career highs, while also leading the league with a red zone passer rating of 119.7 as the Dolphins broke an eight-year playoff drought.

Before his time in South Florida, Gase spent a season as the offensive coordinator with the Chicago Bears (2015), improving the team's rushing yardage ranking from No. 27 the season before to No. 11. Under his tutelage, quarterback Jay Cutler finished the season with the highest passer rating (92.3) of his career, threw seven fewer interceptions than the previous season, and posted a single-season-best 2.3 percent interception rate.

Prior to Chicago, Gase served on the Broncos staff in a variety of roles, including offensive coordinator (2013-14), quarterbacks coach (2011-12) and wide receivers coach (2009-10) as Denver won four AFC West titles, three playoff games and an AFC Championship.

In two seasons as the offensive coordinator, Gase oversaw a record-setting offense that produced over 430 yards per game, including 315.8 yards per game passing and 34 points per game, all the best in the league over that span. In 2013, they



ADAM GASE

set NFL single-season records for most points scored (606) and most passing yards (5,444), while five different players (three wide receivers, a tight end and a running back) all scored 10+ touchdowns.

Additionally, Manning established single-season NFL records in passing yards (5,477) and passing touchdowns (55), earning NFL Most Valuable Player honors for his efforts. In three seasons under Gase (2012-14), Manning posted a 131-to-35 touchdown to interception ratio, completing 67.7% of his passes for a passer rating of 107.8.

In his first season as the team's quarterbacks coach (2011), Gase oversaw quarterbacks Kyle Orton and Tim Tebow, as the latter helped guide the team to a division title and a postseason berth. Under Gase, Tebow ran for 660 yards and six touchdowns, at the time, the ninth-highest rushing total by a quarterback since the merger.

He initially served on Denver's staff as the team's wide receivers coach (2009-10). In those years, he coached a pair of Pro Bowlers, first wide receiver Brandon Marshall (2009), who produced 101 receptions for 1,120 yards and 10 touchdowns, and then wide receiver Brandon Lloyd (2010), who led the league with 1,448 yards on 77 receptions (18.8 average).

Before joining the Broncos staff, Gase spent one season with San Francisco as an offensive assistant under Offensive Coordinator Mike Martz, assisting an offense that saw running back Frank Gore produce over 1,000 yards rushing.

Gase entered the NFL ranks with the Detroit Lions in 2003, serving as scouting/coaching assistant for three seasons under Steve Mariucci before becoming an offensive quality control coach in 2006 and the quarterback's coach in 2007 under Rod Marinelli. In his season as quarterbacks coach, Jon Kitna posted 4,068 passing yards, the second-highest total of his 14-year career, finishing sixth in the league in passing yards.

Gase began his coaching career as a defensive graduate assistant at LSU in 2000. He spent the following two seasons on the recruiting staff for Head Coach Nick Saban, winning a Southeastern Conference championship in 2001 and helping recruit a group of players that won the BCS National Championship in 2003.

Gase attended Michigan State University from 1996-99 earning a bachelor's degree. He and his wife, Jennifer, have a daughter, McKenzie, and two sons, A.J. and Wyatt.

FLIGHT PATH

New York Jets	2019-Present
Head Coach	2019-Present
Miami Dolphins	2016-18
Head Coach	2016-18
Chicago Bears	2015
Offensive Coordinator	2015
Denver Broncos	2009-14
Offensive Coordinator	2013-14
Quarterbacks	2011-12
Wide Receivers	2009-10
San Francisco 49ers	2008
Offensive Assistant	2008
Detroit Lions	2003-07
Quarterbacks	2007
Offensive Quality Control	2006
Scouting/Coaching Assistant	2003-05
Louisiana State University	2000-02
Recruiting Assistant	2001-02
Graduate Assistant	2000





FRANK BUSH

Assistant Head Coach Defense/Inside Linebackers

- In his second season with the New York Jets, he returns as the team's assistant head coach defense/linebackers. This season marks his 29th season coaching in the NFL, continuing a career that began as a player in 1985.
- In his first season with the Jets, his group saw just two games combined from presumptive starters C.J. Mosley and Avery Williamson due to injuries. As a result, the unit saw five different starters in 2019, receiving the biggest contributions from James Burgess and Neville Hewitt.
- Hewitt, in his second season with the Jets, started all 12 games that he played and finished third on the team with 78 tackles and as one of just seven players with two+ interceptions and two+ sacks last season after posting career highs in both.



SHAWN JEFFERSON

Assistant Head Coach Offense/Wide Receivers

- In his second season with the New York Jets as the team's assistant head coach/wide receivers. 2020 marks his 16th season as a coach in the league, following a 13-year playing career.
- In his first season with the Jets, oversaw a group led by Robby Anderson and Jamison Crowder, as the pair was one of just seven duos league-wide to each post 50+ receptions, 700+ yards and five+ touchdowns. Anderson averaged 15.0 yards per catch, one of just 20 receivers in the league to do so, while Crowder posted a new single season best in reception (78), leading the team with six touchdown receptions. Additionally, Vyncint Smith, added by the Jets from the HST practice squad in-season, became one of just nine wide receivers in the league with at least three receptions of 20+ yards and at least two runs of 10+ yards.



BRANT BOYER

Special Teams Coordinator

- In his fifth season as the special teams coordinator of the New York Jets. In his four seasons guiding the Jets special teams, he has transformed a unit considered by multiple metrics as one of the bottom third in the league to a top five unit in each of the last two seasons, according to FootballOutsiders.com, which compiles the numbers in five key elements of special teams.
- The Jets have had a different primary player at kick returner, punt returner and kicker, as well as a different leading special teams tackler in each of his four seasons as coordinator. Despite the change, his unit has committed just 61 penalties, tied for the fourth fewest of any team in the league, while also posting top 10 rankings in total touchdowns (five), blocked punts (two), forced fumbles (three), kickoff return average (22.9) and kickoff return average against (21.3). His group is also one of just two in the league with an interception.
- Last season (2019), his group finished fourth in the league in special teams DVOA according to FootballOutsiders.com, their second consecutive season in the top five, despite new primary players at kicker (Sam Ficken), punt returner (Braxton Berrios) and kick returner (Ty Montgomery & Vyncint Smith). Overall, the group ranked in the top five in coverage touchdowns (two), punt return average (11.4), kickoff return average against (19.3) and fumble recoveries (two).



DOWELL LOGGAINS

Offensive Coordinator/Quarterbacks

- Returns for his second season with the New York Jets as the team's offensive coordinator/quarterbacks coach, his 15th season as an NFL coach, serving as either an offensive coordinator or quarterbacks coach since 2010.
- Last season (2019), quarterback Sam Darnold improved his numbers from his rookie season, increasing his win total, completion percentage, passing yards, touchdown passes and passer rating, while lowering his interceptions. Darnold finished the final eight games with a 93.3 passer rating, the 10th best in the league among qualified passers in that span. Over the same period, Darnold posted the 11th-highest touchdown percentage and the 10th-lowest interception percentage.
- Additionally, the offense was among the most proficient on opening drives. The Jets offense scored 40 points on their initial possession, tied for the ninth most in the league.
- In compiling a 6-2 record over the final eight games, the offense improved in several key categories, including increasing their scoring by over 10 points per game and ranking top 10 in the league in both sacks allowed (ninth) and giveaways (10th).



COACHING CAPSULES



GREGG WILLIAMS

Defensive Coordinator

- Returns for his second season with the New York Jets, leading the defense as the team's defensive coordinator. Now in his 30th season coaching in the league, he has served as a head coach for three years and a defensive coordinator for 18.
- His defenses have finished in the top 10 in total defense eight times in his 21 seasons as a head coach or defensive coordinator, including finishing seventh overall in his first season leading the Jets defense (2019). His defenses have twice made the Super Bowl, winning Super Bowl XLIV with the Saints, after holding a Colts team that finished seventh in the league in scoring to just 17 points. He also oversaw a defense that held a Rams offense that led the league in scoring and was the third-highest scoring offense in league history at the time to 10 points less than their season average in Super Bowl XXXIV. Additionally, he has helped 16 different defensive players earn trips to the Pro Bowl, 11 of whom made their first trips under him, including Myles Garrett, Aaron Donald and Sean Taylor.
- In addition to the seventh overall finish in total defense in his first season as Jets defensive coordinator (2019), the defense finished second in the league in rushing defense, allowing just 3.34 yards per carry, a franchise record for a 16-game season. The defense held opponents to zero or negative yards an NFL-high 117 times in 2019. He received contributions from every level on defense as 11 different players registered interceptions, the most in the league and the second most in franchise history. Additionally, 16 different players registered at least a half-sack in 2019, the third most in a season in franchise history. Lastly, 10 different defensive players recorded at least five tackles for loss in 2019 (according to Radar360), the most in the league. Of those 10 players with at least five tackles for loss in 2019, seven registered single-season highs under him, while undrafted rookie free agent Kyle Phillips, the team's leader in tackles for loss (according to coaches' stats), finished in the top 10 among all rookies.
- Contributing to the franchise single-season best 43 non-offensive points scored by the Jets, his defense scored via interception return (C.J. Mosley, Jamal Adams & Brian Poole), fumble recovery return (Adams) and safety (Poole & James Burgess). Those defensive scores were nothing new, as over his last 10 seasons as a defensive coordinator (2008-11, 14-19), his defenses have provided 35 defensive scores, tied for the seventh most of any team in the league.
- As the team compiled a 6-2 record over their last eight games, the defense ranked in the top six league-wide in scoring defense (18.5), total defense (294.0), third-down defense (33.0%) and red zone touchdown defense (40.9%). The defense also increased their sack total over the final eight weeks.



MACK BROWN

Defensive Assistant

- Returns for his second season with the New York Jets as a defensive assistant working with Frank Bush and the team's inside linebackers. This marks his second season on the defensive side of the ball after previously coaching offense in college and high school.
- In his first season with the Jets, helped linebackers James Burgess and Neville Hewitt finish second and third on the team in total tackles respectively. Additionally, he was part of a defensive staff that ranked second in the league with just 3.34 yards per rush allowed, the lowest 16-game average in franchise history. Over the season's final eight games, the defense ranked in the top 10 league-wide in scoring defense (18.5 allowed), total defense (294.0), third-down defense (33.0%), red zone defense (40.9%) and sacks (22).



ANDRE CARTER

Defensive Line

- Returns for his second season with the New York Jets as the team's defensive line coach. A Pro Bowl 13-year veteran as a player, he enters his fourth season as a coach.
- In his first season with the Jets, oversaw a defensive line that was an integral part of the league's number two ranked run defense. The defense, which held opposing ball carriers to just 3.34 yards a carry, forced 117 opposing carries of zero or negative yards, the most in the league.
- Several defensive linemen saw an increase in their production under him, including 10-year veteran Steve McLendon who posted single-season bests in tackles for loss and quarterback hits (according to Radar360), while Folorunso Fatukasi and Nathan Shepherd, both second-year players, saw increased playtime, with Fatukasi finishing third on the team in tackles for loss and Shepherd finishing top five on the team in both tackles for loss and quarterback hits after his return in Week Nine.
- Additionally, he helped undrafted rookie Kyle Phillips finish first on the team in tackles for loss, while Phillips finished in the top 10 in tackles for loss among all rookies and sixth among rookie d-linemen in total tackles (stats according to Radar360).

COACHING CAPSULES



JIM BOB COOTER

Running Backs

- Returns for his second season with the New York Jets as the team's running backs coach. He has been an offensive coach in the league for the past 11 seasons, including three-and-a-half years as an offensive coordinator. He has been part of two staffs that reached the Super Bowl, the Denver Broncos in 2013 and the 2009 Indianapolis Colts.
- In his first season with the Jets, helped free agent signing Le'Veon Bell produce 1,250 yards from scrimmage, one of just six Jets rushers with a 1,200+ scrimmage yards season in the last 20 years. Bell also finished as one of just 10 NFL running backs with 600+ rushing yards and 400+ receiving yards in 2019, while pulling in 66 receptions, one of just seven running backs with 65+ catches in 2019.



JEFF HAMMERSCHMIDT

Assistant Special Teams

- Returns for his fifth season with the New York Jets as the team's assistant special teams coach. Over the last two seasons, he and Special Teams Coordinator Brant Boyer have helped the special teams to a pair of top five rankings according to FootballOutsiders.com, which compiles the numbers in five key elements of special teams.
- Over the last four seasons, the special teams unit has committed just 61 penalties, tied for the fourth fewest of any team in the league, while also posting top 10 rankings in total touchdowns (five), blocked punts (two), forced fumbles (three), kickoff return average (22.9) and kickoff return average against (21.3). The group is also one of just two in the league with an interception.
- Last season, the special teams finished fourth in the league in special teams DVOA according to FootballOutsiders.com, their second consecutive season in the top five, despite new primary players at kicker (Sam Ficken), punt returner (Braxton Berrios) and kick returner (Ty Montgomery & Vyncint Smith). Overall, the group ranked in the top five in coverage touchdowns (two), punt return average (11.4), kickoff return average against (19.3) and fumble recoveries (two).



JOHN DUNN

Tight Ends

- Returns for his second season with the New York Jets as the team's tight ends coach, his fourth season in the NFL.
- In his first season with the Jets, was without presumptive starter Chris Herndon for all but one game, while veteran Ryan Griffin, signed by the team prior to training camp, posted 34 receptions for 320 yards and a single-season best five touchdowns. In addition to tying for third in the AFC with those five scores, Griffin also became the eighth tight end in franchise history with a season of at least five touchdowns.



BO HARDEGREE

Offensive Assistant

- Returns for his second season with the New York Jets as an offensive assistant, his seventh season as a coach in the league.
- In his first season with the Jets, he was part of an offensive staff that was among the most proficient on opening drives. The Jets offense scored 40 points on their initial possession, tied for the ninth most in the league. Additionally, over the last eight games, the offense improved in several key categories, including increasing their scoring by over 10 points per game and ranking top 10 in the league in both sacks allowed (ninth) and giveaways (10th).



DEREK FRAZIER

Assistant Offensive Line

- Returns for his second season with the New York Jets as the team's assistant offensive line coach. After a 20-year college coaching career, he begins his second season in the NFL.
- Last season, he and Offensive Line Coach Frank Pollack oversaw a group that was forced to use 11 different starters and nine different line combinations as a result of injury. Despite the consistent change, the offensive line allowed the ninth-fewest sacks in the league over the last eight games, a 22-sack difference from the season's first eight weeks.



COACHING CAPSULES



FRANK POLLACK

Offensive Line

- Returns for his second season as the offensive line coach with the New York Jets. After playing the position for eight years in the league, he has been guiding NFL offensive lines for the last 14 seasons, helping to produce All-Pros at center, guard and tackle.
- In his first season with the Jets, the offensive was forced to use 11 different starters and nine different offensive line combinations as a result of injury. The 11 different starting linemen were the second most in the league in 2019, while they had eight different linemen play at least 300 offensive snaps, tied for the most in the league. Despite the consistent change throughout the season, the line allowed the ninth fewest sacks over the season's final eight games, a 22-sack improvement from the first eight weeks.



JOE VITT

Senior Defensive Assistant/Outside Linebackers

- An NFL coaching veteran for over 40 years, he returns for his second season with the New York Jets as the team's senior defensive assistant/outside linebackers coach. This is the ninth franchise he has worked with in the league after beginning his career in 1979 with the Baltimore Colts.
- In his first season with the Jets, his group saw a career year from both Jordan Jenkins and Tarrell Basham. Jenkins, the fourth-year pro, led the team with a single-season high 8.0 sacks in 2019, becoming one of just eight players in franchise history with consecutive 7.0+ sack seasons. Basham, the third-year pro, saw his most extensive play time in 2019 as he set single-season bests in games played (16), games started (2) and total tackles (36), while registering the first interception, passes defended (team-leading nine), and fumble recovery of his career. In addition, Basham became one of just the only Jet since 1991 to register a sack, fumble recovery, an interception and blocked punt in the same season, when he accomplished the feat over his final three games.



LEIGH TORRENCE

Assistant Defensive Backs

- Begins his first season with the New York Jets after joining Adam Gase's staff as the assistant defensive backs coach on February 10, 2020. He previously spent four seasons with New Orleans, initially as a Bill Walsh Diversity Coaching Fellow in 2015.



HINES WARD

Wide Receivers

- Returns for his second season with the New York Jets, and his first as the team's wide receivers coach after being promoted from offensive assistant this season. Initially joining the team during 2019 training camp as part of the NFL Bill Walsh Diversity Coaching Fellowship program, he was hired before the start of last season as an offensive assistant and is now in his third season as a coach in the NFL, following a 14-year Pro Bowl career as a wide receiver.
- In his first season with the Jets, he was part of an offensive staff that saw improvement in several categories over the last eight games, including increasing their scoring by over 10 points per game. Additionally, wide receivers Robby Anderson and Jamison Crowder became only the third duo in the AFC to each register 50+ receptions and 700+ receiving yards.



CHIP VAUGHN

Defensive Assistant

- Begins his first season with the New York Jets after joining Adam Gase's staff as a defensive assistant on February 16, 2020. This is his first full-time coaching position in the NFL following five years in college football working with defensive backs at Air Force, Fayetteville State and Winston-Salem State.



TODD WASHINGTON

Offensive Assistant

- Returns for his second season with the New York Jets as an offensive assistant. For Washington, this season marks his eighth season coaching in the NFL, following eight years as a player. As a coach, he has spent time in three other professional leagues, including this iteration of the XFL (prior to the league's start), the AAF and the UFL.
- In his first season with the Jets, he was part of an offensive staff that was among the most proficient on opening drives. The Jets offense scored 40 points on their initial possession, tied for the ninth most in the league. Additionally, over the last eight games, the offense improved in several key categories, including increasing their scoring by over 10 points per game and ranking top 10 in the league in both sacks allowed (ninth) and giveaways (10th).



DENNARD WILSON

Passing Game Coordinator/Defensive Backs

- Returns for his fourth season with the New York Jets and his second as the team's passing game coordinator/defensive backs.
- Last season, he again oversaw a Pro Bowl season from Jamal Adams as the third-year safety led the team in tackles, quarterback hits, forced fumbles, fumble recoveries and defensive touchdowns. Additionally, safety Marcus Maye returned from injury the previous season and started all 16 games, one of just two defensive players to start every game. Both Adams and Maye finished among the top six in completion percentage allowed among safeties with at least 300 coverage snaps last season (according to Next Gen Stats). Cornerback Brian Poole, signed by the team in the offseason, ranked in the top 20 among all NFL corners with at least 400 coverage in both passer rating and completion percentage allowed, while finishing with the seventh best coverage success rate as the nearest defender (according to Next Gen Stats).
- Additionally, over the last seven weeks of 2019, his group saw increased contributions from cornerbacks Arthur Maulet (six defensive snaps prior to Week 10), Bless Austin (returned from NFI in Week 10) and Maurice Canady (claimed in Week 10). In that stretch, the Jets defense ranked in the top third of the league in completion percentage allowed (59.2%), passing yards per game allowed (227.4) and passer rating allowed (83.1).



BLAKE WILLIAMS

Defensive Assistant

- Returns for his second season with the New York Jets as a defensive assistant working with Andre Carter and the team's defensive line. 2020 marks his 14th year coaching football, including 11 as a coach in the NFL.
- In his first season with the Jets, he helped defensive linemen Kyle Phillips, Steve McLendon and Folorunso Fatukasi each finish in the top three in tackles for loss, as a key part of a defense that forced 117 opposing carries of zero or negative yards, the most in the league. Additionally, the defensive line was a key contributor to a defense that ranked second in the league with just 3.34 yards per rush allowed, the lowest 16-game average in franchise history.



SEASON STATISTICS (2019)



Won 7 • Lost 9

Date	W/L	Score	Opponent
9/8/2019	L	16 - 17	Buffalo Bills
9/16/2019	L	3 - 23	Cleveland Browns
9/22/2019	L	14 - 30	at New England Patriots
10/6/2019	L	6 - 31	at Philadelphia Eagles
10/13/2019	W	24 - 22	Dallas Cowboys
10/21/2019	L	0 - 33	New England Patriots
10/27/2019	L	15 - 29	at Jacksonville Jaguars
11/3/2019	L	18 - 26	at Miami Dolphins
11/10/2019	W	34 - 27	New York Giants
11/17/2019	W	34 - 17	at Washington Redskins
11/24/2019	W	34 - 3	Oakland Raiders
12/1/2019	L	6 - 22	at Cincinnati Bengals
12/8/2019	W	22 - 21	Miami Dolphins
12/12/2019	L	21 - 42	at Baltimore Ravens
12/22/2019	W	16 - 10	Pittsburgh Steelers
12/29/2019	W	13 - 6	Buffalo Bills

	New York Jets	Opponent
Total First Downs	253	302
Rushing	61	75
Passing	162	187
Penalty	30	40
3rd Down: Made/Att	65/212	88/225
3rd Down Pct.	30.7%	39.1%
4th Down: Made/Att	7/19	3/12
4th Down Pct.	36.8%	25.0%
Possession Avg.	28:53	31:07
Total Net Yards	4368	5170
Avg. Per Game	273.0	323.1
Total Plays	956	1037
Avg. Per Play	4.6	5.0
Net Yards Rushing	1257	1391
Avg. Per Game	78.6	86.9
Total Rushes	383	417
Net Yards Passing	3111	3779
Avg. Per Game	194.4	236.2
Sacked/Yards Lost	52/332	35/222
Gross Yards	3443	4001
Attempts/Completions	521/323	585/363
Completion Pct.	62.0%	62.1%
Had Intercepted	16	12
Punts/Average	87/45.9	82/43.1
Net Punting Avg.	41.6	38.5
Penalties/Yards	115/1105	107/902
Fumbles/Ball Lost	21/9	29/9
Touchdowns	31	39
Rushing	6	12
Passing	19	25
Returns	6	2

Score by Quarter	Q1	Q2	Q3	Q4	OT	Pts
Team	60	78	54	84	0	276
Opponents	89	114	73	83	0	359

Scoring	TD	Ru	Pa	Rt	PAT	FG	2pt	Sfty	Pts
S.Ficken	0	0	0	0	23/26	19/27	0	0	80
J.Crowder	6	0	6	0	0/0	0/0	0	0	36
R.Griffin	5	0	5	0	0/0	0/0	1	0	32
R.Anderson	5	0	5	0	0/0	0/0	1	0	32
L.Bell	4	3	1	0	0/0	0/0	1	0	26
J.Adams	2	0	0	2	0/0	0/0	0	0	12
S.Darnold	2	2	0	0	0/0	0/0	0	0	12
B.Poole	1	0	0	1	0/0	0/0	0	1	8
D.Thomas	1	0	1	0	0/0	0/0	0	0	6
D.Brown	1	0	1	0	0/0	0/0	0	0	6
C.Mosley	1	0	0	1	0/0	0/0	0	0	6
V.Smith	1	1	0	0	0/0	0/0	0	0	6
A.Maulet	1	0	0	1	0/0	0/0	0	0	6
B.Bello	1	0	0	1	0/0	0/0	0	0	6
J.Burgess	0	0	0	0	0/0	0/0	0	1	2
Team	31	6	19	6	23/27	19/28	3	2	276
Opponents	39	12	25	2	29/33	28/34	3	2	359

2-Pt. Conversions: Team 3/4, Opponents: 3/6

Sacks: J.Jenkins 8.0, J.Adams 6.5, N.Hewitt 3.0, S.McLendon 2.5, Q.Williams 2.5, N.Shepherd 2.0, T.Basham 2.0, B.Copeland 1.5, K.Phillips 1.5, F.Luvu 1.0, F.Fatukasi 1.0, H.Anderson 1.0, J.Willis 1.0, J.Burgess 0.5, B.Kaufusi 0.5, B.Cashman 0.5 **Team: 35.0, Opponents: 52.0**

Passing	Att	Cmp	Yds	Cmp%	Yds/Att	TD	TD%	Int	Int%	Long	Sack	Lost	Rating
S.Darnold	441	273	3024	61.9%	6.9	19	4.3%	13	2.9%	92t	33/	212	84.3
L.Falk	73	47	416	64.4%	5.7	0	0.0%	3	4.1%	36	16/	96	62.4
T.Siemian	6	3	3	50.0%	0.5	0	0.0%	0	0.0%	3	2/	17	56.3
B.Powell	1	0	0	0.0%	0.0	0	0.0%	0	0.0%	0	0/	0	39.6
D.Fales	0	0	0	0.0%	0.0	0	0.0%	0	0.0%	0	1/	7	0.0
Team	521	323	3443	62.0%	6.6	19	3.6%	16	3.1%	92t	52/	332	80.6
Opponents	585	363	4001	62.1%	6.8	25	4.3%	12	2.1%	89t	35/	222	88.0

Rushing	No.	Yds	Avg	Long	TD
L.Bell	245	789	3.2	19	3
B.Powell	59	229	3.9	17	0
T.Montgomery	32	103	3.2	15	0
S.Darnold	33	62	1.9	24	2
V.Smith	3	52	17.3	20	1
J.Adams	8	12	1.5	10	0
R.Anderson	1	4	4.0	4	0
J.Crowder	1	4	4.0	4	0
T.Wesco	1	2	2.0	2	0
Team	383	1257	3.3	24	6
Opponents	417	1391	3.3	66	12

Receiving	No.	Yds	Avg	Long	TD
J.Crowder	78	833	10.7	41	6
L.Bell	66	461	7.0	23	1
R.Anderson	52	779	15.0	92t	5
D.Thomas	36	433	12.0	47	1
R.Griffin	34	320	9.4	45	5
V.Smith	17	225	13.2	37	0
T.Montgomery	13	90	6.9	21	0
D.Brown	7	72	10.3	24	1
B.Powell	7	33	4.7	9	0
B.Berrios	6	115	19.2	69	0
T.Wesco	2	47	23.5	32	0
J.Bellamy	2	20	10.0	15	0
J.Smith	1	12	12.0	12	0
C.Herndon	1	7	7.0	7	0
Q.Enunwa	1	-4	-4.0	8	0
Team	323	3443	10.7	92t	19
Opponents	363	4001	11.0	89t	25

Interceptions	No.	Yds	Avg	Long	TD
N.Hewitt	2	13	6.5	9	0
J.Adams	1	61	61.0	61t	1
C.Mosley	1	17	17.0	17t	1
B.Poole	1	15	15.0	15t	1
D.Roberts	1	13	13.0	13	0
A.Maulet	1	13	13.0	13	0
T.Johnson	1	3	3.0	3	0
J.Burgess	1	2	2.0	2	0
T.Basham	1	1	1.0	1	0
N.Hairston	1	0	0.0	0	0
M.Maye	1	0	0.0	0	0
Team	12	138	11.5	61t	3
Opponents	16	232	14.5	51t	1

Punting	No.	Yds	Avg	Net	TB	In	Lg	B
L.Edwards	87	3991	45.9	41.6	3	28	63	0
Team	87	3991	45.9	41.6	3	28	63	0
Opponents	82	3534	43.1	38.5	7	40	60	1

Punt Returns	Ret	FC	Yds	Avg	Long	TD
B.Berrios	21	32	240	11.4	26	0
Team	21	32	240	11.4	26	0
Opponents	44	13	309	7.0	24	0

Kickoff Returns	No.	Yds	Avg	Long	TD
T.Montgomery	18	364	20.2	34	0
V.Smith	10	299	29.9	78	0
T.Cannon	5	96	19.2	28	0
B.Berrios	4	48	12.0	25	0
Team	37	807	21.8	78	0
Opponents	33	636	19.3	30	0

Field Goals	1-19	20-29	30-39	40-49	50+
S.Ficken	0/0	2/2	7/8	7/11	3/6
K.Vedvik	0/0	0/0	0/0	0/1	0/0
Team	0/0	2/2	7/8	7/12	3/6
Opponents	0/0	11/12	5/6	9/13	3/3

Fumbles Lost: S. Darnold 3, L.Bell 1, Q.Enunwa 1, J.Burgess 1, L.Falk 1, B.Berrios 1, V.Smith 1 **Total: 9**

Opponent Fumble Recoveries: S.McLendon 1, C.Mosley 1, J.Burgess 1, A.Maulet 1, J.Adams 1, T.Basham 1, T.Cannon 1, B.Cashman 1, Q.Williams 1 **Total: 9**



DEFENSIVE STATISTICS (2019)

DEFENSIVE STATISTICS

Player	Total	Solo	Assists	TFL	Sacks	Yards	QH	INT	Yards	PD	FF	FR	Yards
Jamal Adams	91	78	13	12	6.5	45.5	17	1	61	8	2	1	25
James Burgess	90	68	22	10	0.5	5.0	2	1	2	6	1	1	-4
Neville Hewitt	78	62	16	3	3.0	18.0	7	2	13	6	0	0	0
Marcus Maye	65	50	15	1	0.0	0.0	0	1	0	6	0	0	0
Brian Poole	62	52	10	4	0.0	0.0	5	1	15	6	1	0	0
Darryl Roberts	62	56	6	0	0.0	0.0	2	1	13	8	0	0	0
Kyle Phillips	42	31	11	18	1.5	5.0	6	0	0	0	0	0	0
Blake Cashman	41	35	6	4	0.5	4.0	3	0	0	1	0	1	0
Arthur Maulet	41	29	12	5	0.0	0.0	0	1	13	2	0	0	0
Brandon Copeland	39	28	11	3	1.5	8.5	4	0	0	2	0	0	0
Steve McLendon	38	27	11	15	2.5	23.0	9	0	0	0	0	1	0
Tarell Basham	36	22	14	7	2.0	10.0	9	1	1	9	0	1	2
Henry Anderson	34	22	12	6	1.0	3.0	15	0	0	2	0	0	0
Folorunso Fatukasi	33	22	11	12	1.0	5.0	6	0	0	2	0	0	0
Quinnen Williams	31	18	13	7	2.5	16.0	9	0	0	1	0	1	0
Jordan Jenkins	30	17	13	6	8.0	42.0	13	0	0	3	2	0	0
Trumaine Johnson	26	24	2	1	0.0	0.0	0	1	3	3	0	0	0
Nate Hairston	25	22	3	2	0.0	0.0	0	1	0	2	0	0	0
Bless Austin	24	18	6	0	0.0	0.0	0	0	0	5	1	0	0
Leonard Williams	23	13	10	2	0.0	0.0	10	0	0	0	0	0	0
Maurice Canady	19	14	5	1	0.0	0.0	0	0	0	1	0	0	0
Nathan Shepherd	15	9	6	6	2.0	23.0	8	0	0	0	0	0	0
C.J. Mosley	12	7	5	0	0.0	0.0	1	1	17	2	0	1	0
Harvey Langi	9	5	4	2	0.0	0.0	0	0	0	3	0	0	0
Frankie Luvu	6	1	5	0	1.0	9.0	1	0	0	0	0	0	0
Kyron Brown	5	5	0	0	0.0	0.0	0	0	0	0	0	0	0
Albert McClellan	5	3	2	0	0.0	0.0	0	0	0	0	0	0	0
Jordan Willis	5	3	2	1	1.0	1.0	4	0	0	0	1	0	0
Bronson Kaufusi	4	1	3	1	0.5	4.0	1	0	0	0	0	0	0
Rontez Miles	2	2	0	0	0.0	0.0	0	0	0	0	0	0	0
Totals	993	744	249	128	35.0	222.0	132	12	138	75	8	7	23

SPECIAL TEAMS TACKLES

Player	Totals	Tackles	Assists
Frankie Luvu	14	9	5
Harvey Langi	12	8	4
Daniel Brown	11	8	3
B.J. Bello	9	3	6
Brandon Copeland	8	6	2
Matthias Farley	8	5	3
Tarell Basham	7	5	2
Rontez Miles	7	6	1
Josh Bellamy	6	3	3
Thomas Hennessy	6	2	4
Ty Montgomery	6	4	2
Trenton Cannon	5	4	1
Albert McClellan	5	5	0
Ryan Griffin	4	3	1
Arthur Maulet	4	3	1
Maurice Canady	3	3	0
Sam Ficken	3	2	1
Neville Hewitt	3	3	0
Darryl Roberts	3	2	1
Vyncint Smith	3	1	2
Lachlan Edwards	2	1	1
Marcus Maye	2	2	0
Josh Adams	1	0	1
Nate Hairston	1	0	1
Bennett Jackson	1	1	0
Jordan Jenkins	1	0	1
Brian Poole	1	1	0
Trevon Wesco	1	1	0
Totals	137	91	46

ADDITIONAL STATS

Touchdowns: 4 C. Mosley (INT) vs. BUF, 9.8
 J. Adams (INT) at NE, 9.22
 J. Adams (FR) vs. NYG, 11/10
 B. Poole (INT) vs. OAK, 11/17

Safety: 2 B. Poole vs. BUF, 9.8
 J. Burgess at MIA, 11.3

SPECIAL TEAMS STATS

Touchdowns: 2 A. Maulet (FR) at NE, 9.22
 B. Bello (Blk Punt) at BLT, 12.12

Blocked Punt: 1 T. Basham at BLT, 12.12

Blocked Field Goal: 0

Blocked FG Return: 0

Blocked Extra Point: 0

Forced Fumbles: 2 B. Copeland at JAX, 10.27
 T. Montgomery at WAS, 11.17

Fumble Recoveries: 2 A. Maulet at NE, 9.22
 T. Cannon at PHI, 10.6

Key: TFL = Tackles for Loss, QH = Quarterback Hits, INT = Interception, FF = Forced Fumbles, FR = Fumble Recovery, PD = Pass Defensed



GAME-BY-GAME STARTERS (2019)

OFFENSIVE STARTERS

Opp.	Date	QB	RB	TE	WR	WR	WR	WR	LT	LG	C	RG	RT
vs. BUF	9/8	Darnold	Bell	Griffin	R. Anderson	Enunwa	Crowder	Beachum	Osemele	Kalil	Winters	Shell	
vs. CLV	9/16	Siemian	Bell	Griffin	R. Anderson	Thomas	Crowder	Beachum	Osemele	Kalil	Winters	Shell	
at NE	9/22	Falk	Bell	Griffin	R. Anderson	Brown ^{TE}	Crowder	Beachum	Osemele	Kalil	Winters	Shell	
at PHI	10/6	Falk	Bell	Griffin	R. Anderson	Thomas	Wesco ^{TE}	Beachum	Lewis	Kalil	Winters	Edoga	
vs. DAL	10/13	Darnold	Bell	Griffin	R. Anderson	Thomas	Crowder	Beachum	Lewis	Kalil	Winters	Edoga	
vs. NE	10/21	Darnold	Bell	Griffin	V. Smith	Thomas	J. Harrison ^{FB}	Edoga	Lewis	Kalil	Winters	Shell	
at JAX	10/27	Darnold	Bell	Griffin	R. Anderson	Montgomery ^{RB}	V. Smith	Edoga	Lewis	Kalil	Winters	Shell	
at MIA	11/3	Darnold	Bell	Griffin	R. Anderson	Thomas	Crowder	Edoga	Lewis	Harrison	Winters	Shell	
vs. NYG	11/10	Darnold	Bell	Griffin	R. Anderson	Thomas	Crowder	Beachum	Lewis	Harrison	Winters	Edoga	
at WAS	11/17	Darnold	Bell	Griffin	R. Anderson	Thomas	Crowder	Beachum	Lewis	Harrison	Winters	Edoga	
vs. OAK	11/24	Darnold	Bell	Griffin	R. Anderson	Thomas	Crowder	Beachum	Lewis	Harrison	Winters	Edoga	
at CIN	12/1	Darnold	Bell	Griffin	R. Anderson	Thomas	Brown ^{TE}	Beachum	Lewis	Harrison	Winters	Shell	
vs. MIA	12/8	Darnold	Powell	Griffin	R. Anderson	Thomas	Crowder	Beachum	Lewis	Harrison	Winters	Shell	
at BLT	12/12	Darnold	Bell	Brown	R. Anderson	Montgomery ^{RB}	Crowder	Beachum	Lewis	Harrison	Winters	Shell	
vs. PIT	12/22	Darnold	Bell	Brown	R. Anderson	V. Smith	Crowder	Beachum	Lewis	Harrison	Winters	Shell	
at BUF	12/29	Darnold	Bell	Brown	R. Anderson	V. Smith	Crowder	Beachum	Quale	Harrison	Winters	Shell	

DEFENSIVE STARTERS

Opp.	Date	DL	DL	DL	OLB	ILB	ILB	OLB	CB	CB	S	S
vs. BUF	9/8	L. Williams	McLendon	H. Anderson	Kaufusi ^{DL}	Mosley	Hewitt	Langi	Johnson	Roberts	Adams	Maye
vs. CLV	9/16	L. Williams	McLendon	H. Anderson	Jenkins	Cashman	Hewitt	Poole ^{CB}	Hairston	Roberts	Adams	Maye
at NE	9/22	L. Williams	McLendon	H. Anderson	Basham	Cashman	Hewitt	Langi	Hairston	Roberts	Adams	Maye
at PHI	10/6	L. Williams	McLendon	H. Anderson	Basham	Poole ^{CB}	Hewitt	Phillips ^{DL}	Johnson	Roberts	Adams	Maye
vs. DAL	10/13	L. Williams	McLendon	Q. Williams	Jenkins	Cashman	Hewitt	Poole ^{CB}	Johnson	Roberts	Adams	Maye
vs. NE	10/21	L. Williams	McLendon	Phillips	Jenkins	Mosley	Cashman	Poole ^{CB}	Johnson	Roberts	Adams	Maye
at JAX	10/27	L. Williams	McLendon	Phillips	Jenkins	Cashman	Burgess	Poole ^{CB}	Johnson	Roberts	Adams	Maye
at MIA	11/3	Q. Williams	McLendon	H. Anderson	Jenkins	Copeland	Burgess	Langi	Hairston	Roberts	Adams	Maye
vs. NYG	11/10	Q. Williams	McLendon	H. Anderson	Jenkins	Copeland	Burgess	Poole ^{CB}	Hairston	Roberts	Adams	Maye
at WAS	11/17	Q. Williams	McLendon	H. Anderson	Jenkins	Hewitt	Burgess	Poole ^{CB}	Austin	Maullet	Adams	Maye
vs. OAK	11/24	Q. Williams	McLendon	H. Anderson	Jenkins	Hewitt	Burgess	Poole ^{CB}	Austin	Maullet	Adams	Maye
at CIN	12/1	Q. Williams	McLendon	H. Anderson	Jenkins	Hewitt	Burgess	Poole ^{CB}	Austin	Maullet	Adams	Maye
vs. MIA	12/8	Q. Williams	McLendon	H. Anderson	Jenkins	Hewitt	Burgess	Brown ^{CB}	Austin	Hairston	Roberts	Maye
at BLT	12/12	Phillips	McLendon	H. Anderson	Jenkins	Hewitt	Burgess	Canady ^{CB}	Austin	Hairston	Roberts	Maye
vs. PIT	12/22	Q. Williams	McLendon	H. Anderson	Jenkins	Hewitt	Burgess	Copeland	Austin	Maullet	Adams	Maye
at BUF	12/29	Q. Williams	McLendon	H. Anderson	Jenkins	Hewitt	Burgess	Poole ^{CB}	Canady	Maullet	Adams	Maye

SEASON SUPERLATIVES (2019)



SINGLE GAME TEAM HIGH & LOWS

NEW YORK JETS

OPPONENTS

YARDS/FIRST DOWNS

	HIGH		LOW		HIGH		LOW	
Total Net Yards	401	vs. OAK 11/24	105	at NE 9/22	430	at BLT 12/12	208	vs. OAK 11/24
Total Plays	69	2X, last vs. MIA 12/8	47	at NE 9/22	79	vs. NE 10/21	57	vs. OAK 11/24
First Downs	23	at WAS 11/17	6	at NE 9/22	26	vs. DAL 10/13	10	vs. OAK 11/24

RUSHING

	HIGH		LOW		HIGH		LOW	
Rushing Yards	115	at WAS 11/17	36	vs. NE 9/22	218	at BLT 12/12	23	vs. NYG 11/10
Rushing Attempts	33	at WAS 11/17	15	at JAX 10/27	34	4X, last at BLT 12/12	17	vs. NYG 11/10
Average Gain/Rush	4.3	at BLT 12/12	1.8	vs. NE 9/22	6.4	at BLT 12/12	1.4	vs. NYG 11/10

PASSING

	HIGH		LOW		HIGH		LOW	
Net Passing Yards	326	vs. DAL 10/13	61	at PHI 10/6	313	at NE 9/22	140	vs. OAK 11/24
Pass Attempts	48	at CIN 12/1	22	at NE 9/22	45	2X, last vs. NE 10/21	29	at PHI 10/6
Pass Completions	28	2X, last at CIN 12/1	11	vs. NE 10/21	31	vs. NE 10/21	17	at PHI 10/6
Yards/Attempt	10.6	vs. DAL 10/13	2.3	vs. NE 10/21	9.3	vs. CLV 9/16	4.0	vs. OAK 11/24
Interceptions Thrown	4	vs. NE 10/21	0	6X, last vs. PIT 12/22	2	3X, last at BUF 12/29	0	6X, last at CIN 12/1
Sacks Allowed	10.0	at PHI 10/6	1.0	4X, last vs. BLT 12/12	6.0	2X, last at WAS 11/17	0.0	vs. NE 10/21

FUMBLES • PENALTIES

	HIGH		LOW		HIGH		LOW	
Fumbles Lost	2	vs. NE 10/21	0	6X, last at BUF 12/29	2	2X, last vs. NYG 11/10	0	8X, last vs. PIT 12/22
Penalties	12	vs. CLV 9/16	2	at BUF 12/29	11	at WAS 11/17	2	at CIN 12/1
Penalty Yards	106	at CIN 12/1	13	at BUF 12/29	92	vs. NE 10/21	15	at CIN 12/1

POINTS • TIME OF POSSESSION

	HIGH		LOW		HIGH		LOW	
Points	34	3X, last vs. OAK 11/24	0	vs. NE 10/21	42	at BLT 12/12	3	vs. OAK 11/24
Touchdowns	4	2X, last vs. OAK 11/24	0	3X, last at CIN 12/1	6	at BLT 12/12	0	3X, last at BUF 12/29
Time of Possession	32:19	at WAS 11/17	21:33	vs. NE 10/21	38:27	vs. NE 10/21	27:41	at WAS 11/17

SINGLE GAME INDIVIDUAL BESTS

NEW YORK JETS

OPPONENTS

RUSHING

Yards Rushing	87 Le'Veon Bell, at BLT 12/12	105 Ezekiel Elliott, vs. DAL 10/13
Rushing Attempts	25 Le'Veon Bell, vs. PIT 12/22	28 Ezekiel Elliott, vs. DAL 10/13
Longest Run	24 Sam Darnold, vs. NYG 11/10	66 Leonard Fournette, at JAX 10/27
Longest TD Run	19t Vyncint Smith, at PHI 10/6	19t Nick Chubb, vs. BUF 9/8

PASSING

Yards Passing (gross)	338 Sam Darnold, vs. DAL 10/13	325 Baker Mayfield, vs. CLV 9/16
Passes Attempted	48 Sam Darnold, at CIN 12/1	45 Tom Brady, vs. NE 10/21
Passes Completed	28 2X, last Sam Darnold, at CIN 12/1	31 Tom Brady, vs. NE 10/21
TD Passes	4 Sam Darnold, at WAS 11/17	5 Lamar Jackson, at BLT 12/12

RECEIVING

Yards Receiving	125 Robby Anderson, vs. DAL 10/13	161 Odell Beckham, Jr., vs. CLV 9/16
Receptions	14 Jamison Crowder, vs. BUF 9/8	10 Darius Slayton, vs. NYG 11/10
Longest Reception	92t Robby Anderson, vs. DAL 10/13	89t Odell Beckham, Jr., vs. CLV 9/16
Longest TD Reception	92t Robby Anderson, vs. DAL 10/13	89t Odell Beckham, Jr., vs. CLV 9/16

SPECIAL TEAMS • DEFENSE

Longest Kick Return	78 Vyncint Smith, at MIA 11/3	30 Steven Sims at WAS 11/17
Longest Punt	63 2X, last Lachlan Edwards, vs. PIT 12/22	60 3X, last Tress Way at WAS 11/17
Longest Punt Return	26 Braxton Berrios, vs. OAK 11/24	22 Gunner Olszewski, vs. NE 10/21
Longest Field Goal	54 Sam Ficken, vs. PIT 12/22	62 Brett Maher, vs. DAL 10/13
Longest FG Att.	55 Sam Ficken, at PHI 10/6	62 Brett Maher, vs. DAL 10/13
Most Tackles	16 Neville Hewitt, at PHI 10/6	13 Joe Schobert, vs. CLV 9/16
QB Sacks	3.0 Jamal Adams, at WAS 11/17	3.0 3X, last Carlos Dunlap at CIN 12/1
Pass Intercepted	1 Many	1 Many



LAST TIME IT HAPPENED

TEAM

Won in Overtime

JETS: 23-20 vs. JAX (41-yd FG by Chandler Catanzaro) 10/01/17
 OPP: 44-38, vs. GB (16-yd TD by Davante Adams) 12/23/18

Won in Last 2:00 of Regulation

JETS: 22-21 (Sam Ficken 44-yd FG; 0:03 in 4Q) vs. MIA 12/08/19
 OPP: 31-28 (Cody Parkey 39-yd FG; 0:22 in 4Q), at MIA 10/22/17

Tied Game in Last 2:00

JETS: 38-38 (Jason Myers 33-yd FG) vs. GB 12/23/18
 OPP: 20-20 (Jason Myers 22-yd FG), vs. JAX 10/01/17

Shutout

JETS: 37-0 vs. CIN 01/03/10
 OPP: 33-0, vs. NE 10/21/19

Won by Three-or-Less Points

JETS: 22-21 vs. MIA 12/08/19
 OPP: 17-16, vs. BUF 09/08/19

Won by Eight-or-Less Points

JETS: 13-6 at BUF 12/29/19
 OPP: 26-18, at MIA 11/03/19

Won by 20+ Points

JETS: 34-3 vs. OAK 11/24/19
 OPP: 33-0, vs. NE 10/21/19

Won after Trailing by 20+ Points

JETS: 40-37 (Trailed 30-7 with 00:12 in 3Q) vs. MIA 10/23/00
 OPP: 31-27 (Trailed 21-0 with 5:53 in 2Q), vs. NE 11/10/96

Won after Trailing by 10+ Points

JETS: 27-23 (Trailed 14-3 with 11:13 in 2Q) at BUF 12/09/18
 OPP: 17-16 (Trailed 16-0 with 3:52 in 3Q), vs. BUF 09/08/19

Won after Trailing in the Fourth Quarter

JETS: 22-21 (Trailed 19-21 with 1:33 in 4Q) vs. MIA 12/08/19
 OPP: 17-16 (Trailed 16-3 in 4Q), vs. BUF 09/08/19

Won after Trailing at Halftime

JETS: 27-23 (Trailed 13-17 at Half) at BUF 12/09/18
 OPP: 17-16 (Trailed 8-0 at Half), vs. BUF 09/08/19

OFFENSE

500+ Total Net Yards (Team)

JETS: 512 (323 rush, 189 pass) vs. DEN 10/07/18
 OPP: 540 (127 rush, 413 pass), vs. GB 12/28/18

400+ Total Net Yards (Team)

JETS: 401 (88 rush, 313 pass) vs. OAK 11/24/19
 OPP: 430 (218 rush, 212 pass), at BLT 12/12/19

50+ Points Scored (Team)

JETS: 56 vs. ARZ 09/28/08
 OPP: 52, at MIA 09/03/95

40+ Points Scored (Team)

JETS: 42 vs. IND 10/14/18
 OPP: 42, at BLT 12/12/19

No Turnovers

JETS: at CIN 12/01/19
 OPP: at BLT 12/12/19

No Sacks Allowed

JETS: at BUF 12/09/18
 OPP: vs. NE 10/21/19

PASSING

100+ Passer Rating (Individual)

JETS: Sam Darnold (127.8) vs. OAK 11/24/19
 OPP: Mason Rudolph (104.0), vs. PIT 12/22/19

400+ Net Passing Yards (Team)

JETS: 473 (69 att) at BLT 12/24/00
 OPP: 413 (55), vs. GB 12/23/18

300+ Net Passing Yards (Team)

JETS: 313 (29 att) vs. OAK 11/24/19
 OPP: 313 (45), at NE 09/22/19

400+ Passing Yards (Individual)

JETS: Vinny Testaverde (481 yards) at BLT 12/24/00
 OPP: Aaron Rodgers (442), vs. GB 12/23/18

300+ Passing Yards (Individual)

JETS: Sam Darnold (315 yards) vs. OAK 11/24/19
 OPP: Daniel Jones (308), vs. NYG 11/10/19

50+ Passing Attempts (Individual)

JETS: Ryan Fitzpatrick (50 att.) at NYG 12/06/15
 OPP: Aaron Rodgers (55), vs. GB 12/23/18

40+ Passing Attempts (Individual)

JETS: Sam Darnold (48 att.) at CIN 12/01/19
 OPP: Daniel Jones (40), vs. NYG 11/10/19

30+ Pass Completions (Individual)

JETS: Josh McCown (31 cmp.) vs. NE 10/15/17
 OPP: Tom Brady (31), vs. NE 10/21/19

25+ Pass Completions (Individual)

JETS: Sam Darnold (28 cmp.) at CIN 12/01/19
 OPP: Daniel Jones (26), vs. NYG 11/10/19

Six+ Touchdown Passes (Individual)

JETS: Brett Favre (6*) vs. ARZ 09/28/08
 OPP: Dan Marino (6), vs. MIA 09/21/86
 *Tied Franchise Record

Five+ Touchdown Passes (Individual)

JETS: Brett Favre (6*) vs. ARZ 09/28/08
 OPP: Lamar Jackson (5), at BLT 12/12/19
 *Tied Franchise Record

Four+ Touchdown Passes (Individual)

JETS: Sam Darnold (4) at WAS 11/17/19
 OPP: Lamar Jackson (5), at BLT 12/12/19

RUSHING

300+ Rushing Yards (Team)

JETS: 323 (38 att.) vs. DEN 10/07/18
 OPP: 328 (47 att.), at NE 09/18/83

LAST TIME IT HAPPENED



RUSHING continued

200+ Rushing Yards (Team)

JETS: 323 (38 att.) vs. DEN 10/07/18
 OPP: 218 (34 att.), at BLT 12/12/19

200+ Rushing Yards (Individual)

JETS: Isaiah Crowell (219 yds*) vs. DEN 10/07/18
 OPP: Thurman Thomas (214 yds), vs. BUF 09/24/90

*Franchise Record

100+ Rushing Yards (Individual)

JETS: Isaiah Crowell (219 yds*) vs. DEN 10/07/18
 OPP: Ezekiel Elliott (105 yds), vs. DAL 10/13/19

*Franchise Record

Consecutive 100-Yard Rushers (Individual)

JETS: Chris Ivory (166 yds) at MIA (London) 10/04/15
 Chris Ivory (146 yds) vs. WAS 10/18/15
 OPP: LeSean McCoy (113 yds), vs. BUF 11/11/18
 Sony Michel (133 yds), vs. NE 11/25/18

50+ Rushing Attempts (Team)

JETS: 52 (177 yds) vs. NE 10/20/13
 OPP: 50 (151 yds), vs. NE 12/26/05

40+ Rushing Attempts (Team)

JETS: 49 (157 yds) vs. KC 12/03/17
 OPP: 46 (212 yds), vs. BUF 11/11/18

30+ Rushing Attempts (Individual)

JETS: Matt Forté (30 att.) vs. BLT 10/23/16
 OPP: Clinton Portis (36), vs. WAS 11/04/07

Three+ Rushing Touchdowns (Individual)

JETS: Matt Forté (3) at BUF 09/15/16
 OPP: Sony Michel (3), vs. NE 10/21/19

Two+ Rushing Touchdowns (Individual)

JETS: Isaiah Crowell (2) at CLV 09/20/18
 OPP: Sony Michel (3), vs. NE 10/21/19

Rush of 70 Yards or More (Individual)

JETS: Isaiah Crowell (77t) vs. DEN 10/07/18
 OPP: Alex Smith (70), vs. KC 12/03/17

Rush of 40 Yards or More (Individual)

JETS: Isaiah Crowell (77t) vs. DEN 10/07/18
 Isaiah Crowell (54)
 OPP: Leonard Fournette (66), at JAX 10/27/19

RECEIVING

10+ Receptions (Individual)

JETS: Le'Veon Bell (10 rec.) vs. CLV 09/16/19
 OPP: Darius Slayton (10), vs. NYG 11/10/19

200+ Receiving Yards (Individual)

JETS: Eric Decker (221 yds) at MIA 12/28/14
 OPP: Jordy Nelson (209), at GB 09/14/14

100+ Receiving Yards (Individual)

JETS: Robby Anderson (116 yds) vs. MIA 12/08/19
 OPP: Darius Slayton (121), vs. NYG 11/10/19

Consecutive 100-Yard Rec. Games (Individual)

JETS: Robby Anderson (101 yds) at CIN 12/01/19
 Robby Anderson (116) vs. MIA 12/08/19
 OPP: John Brown (123), vs. BUF 09/08/19
 Odell Beckham, Jr. (161), vs. CLV 09/16/19

Two 100-Yard Receivers in Same Game

JETS: Robby Anderson (107 yds) vs. KC 12/03/17
 Jermaine Kearse (157 yds)
 OPP: Dede Westbrook (130 yds), at JAX 09/30/18
 Donte Moncrief (109 yds) 09/30/18

Three+ Receiving Touchdowns (Individual)

JETS: Plaxico Burress (3) vs. SD 10/23/11
 OPP: Michael Crabtree (3), at OAK 09/17/17

Two+ Receiving Touchdowns (Individual)

JETS: Jamison Crowder (2) at BLT 12/12/19
 OPP: Darius Slayton (2), vs. NYG 11/10/19
 Golden Tate (2)

Multiple Receivers with Multiple Receiving TDs

JETS: Laveranues Coles (3) vs. ARZ 09/28/08
 Jerricho Cotchery (2)
 OPP: Darius Slayton (2), vs. NYG 11/10/19
 Golden Tate (2)

Pass Reception of 70 Yards or More

JETS: Robby Anderson (92t yds) vs. DAL 10/13/19
 OPP: Chris Conley (70t), at JAX 10/27/19

Pass Reception of 40 Yards or More

JETS: Robby Anderson (41 yds) at BLT 12/12/19
 Jamison Crowder (41)
 OPP: Duke Williams (41), at BUF 12/29/19

DEFENSE

Shutout

JETS: 37-0 vs. CIN 01/03/10
 OPP: 33-0, vs. NE 10/21/19

Game without Allowing an Offensive TD (Team)

JETS: 13-6 at BUF 12/29/19
 OPP: 22-6, vs. CIN 12/01/19

Under 200 Total Yards Allowed (Team)

JETS: 168 at MIA 11/04/18
 OPP: 154, vs. NE 10/21/19

Under 100 Net Passing Yards Allowed (Team)

JETS: 56 vs. ARZ 12/02/12
 OPP: 73, vs. NE 10/21/19

Completion Percentage under 50.0% (Team)

JETS: 48.6% (J. Allen & Z. Jones: 18/37), at BUF 12/09/18
 OPP: 34.4% (S. Darnold: 11/32) vs. NE 10/21/19

Passer Rating under 50 (Team)

JETS: 49.7 (J. Allen & M. Barkley), at BUF 12/29/19
 OPP: 3.6 (S. Darnold) vs. NE 10/21/19

Under 50 Rushing Yards Allowed (Team)

JETS: 44 (25 att.) at CIN 12/12/19
 OPP: 46 (14), at JAX 10/27/19



LAST TIME IT HAPPENED

DEFENSE continued

Five+ Takeaways (Team)

JETS: 5 (5 INTs) at DET 09/10/18
 OPP: 6 (4 INTs, 2 FRs), vs. NE 10/21/19

Four+ Takeaways (Team)

JETS: 4 (2 INTs, 2 FR) vs. BUF 09/08/19
 OPP: 6 (4 INTs, 2 FRs), vs. NE 10/21/19

Safety (Individual)

JETS: James Burgess Tackle (R. Fitzpatrick -1yd Run) at MIA 11/03/19
 OPP: Aborted Snap (J. Harrison) Out of End Zone, at MIA 11/03/19

Six+ Sacks (Team)

JETS: 6.0 at WAS 11/17/19
 OPP: 8.0, at JAX 10/27/19

Three+ Sacks (Individual)

JETS: Jamal Adams (3.0) at WAS 11/17/19
 OPP: Carlos Dunlap (3.0), at CIN 12/01/19

Two+ Sacks (Individual)

JETS: Jordan Jenkins (2.0) vs. MIA 12/08/19
 OPP: Carlos Dunlap (3.0), at CIN 12/01/19

Three+ Interceptions (Team)

JETS: 3 vs. IND 10/14/18
 OPP: 3, at JAX 10/27/19

Two+ Interceptions (Individual)

JETS: Trumaine Johnson (2) at BUF 12/09/18
 OPP: Tre Herndon (2), at JAX 10/27/19

INT Returned for a Touchdown (Individual)

JETS: Brian Poole (Derek Carr) 15 yds vs. OAK 11/24/19
 OPP: Jerome Baker (Sam Darnold) 25 yds, at MIA 11/04/18

Three+ Fumble Recoveries (Team)

JETS: 3 vs. BUF 11/02/17
 OPP: 3, at NE 12/30/18

Two+ Forced Fumbles (Individual)

JETS: Jamal Adams (2) vs. NYG 11/10/19
 OPP: Orlando Scandrick (2), at PHI 10/06/19

Two+ Fumble Recoveries (Individual)

JETS: Darrelle Revis (2) at IND 09/21/15
 OPP: Bashaud Breeland (2), vs. WAS 10/18/15

Fumble Rec. Returned for a TD (Individual)

JETS: Jamal Adams (25 yds) vs. NYG 11/10/19
 OPP: Orlando Scandrick (44 yds), at PHI 10/06/19

SPECIAL TEAMS

Blocked Punt (Individual)

JETS: Tarell Basham (S. Koch) at BLT 12/12/19
 OPP: Walt Aikens (L. Edwards), vs. MIA 12/17/16

Blocked Punt Returned for a TD (Individual)

JETS: B.J. Bello (14t yds; S. Koch) at BLT 12/12/19
 OPP: Walt Aikens (11t yds; L. Edwards), vs. MIA 12/17/16

Blocked Field Goal (Individual)

JETS: Henry Anderson (49 yds; S. Hauschka) at BUF 12/09/18
 OPP: Patrick Ricard (49 yds; S. Ficken), at BLT 12/12/19

Blocked FG Returned for a TD (Individual)

JETS: Ray Mickens (72t yds; C. Ford) vs. OAK 09/21/97
 OPP: Mike Haynes (65t yds; P. Leahy), vs. NE 10/05/80

Missed FG Returned for a Touchdown (Individual)

JETS: Aaron Glenn (104t yds) at IND 11/15/98
 (Vanderjagt 63-yard FG attempt)
 OPP: Never

Blocked Extra Point (Individual)

JETS: Henry Anderson (R. Succop) at TEN 12/02/18
 OPP: Antwan Odom (M. Nugent), at TEN 12/23/07

Missed Extra Point (Individual)

JETS: Sam Ficken at BLT 12/12/19
 OPP: Justin Tucker, at BLT 12/12/19

Kickoff Return for a Touchdown (Individual)

JETS: Andre Roberts (99t yds) vs. GB 12/23/18
 OPP: Kenyan Drake (96t yds), at MIA 11/06/16

Kickoff Return of 40+ Yards

JETS: Vyncint Smith (78 yds) at MIA 11/03/19
 OPP: Kenyan Drake (96t yds), at MIA 11/06/16

Punt Return for a Touchdown (Individual)

JETS: Andre Roberts (78 yds) at DET 09/10/18
 OPP: Kaelin Clay (60 yds), vs. CAR 11/26/17

Punt Return of 20+ Yards (Individual)

JETS: Braxton Berrios (20 yds) vs. PIT 12/22/19
 OPP: Dede Westbrook (24 yds), at JAX 10/27/19

Game-Winning Field Goal (Last 2:00 of 4Q or OT)

JETS: Sam Ficken (44 yds; 0:03 in 4Q) vs. MIA 12/08/19
 OPP: Cody Parkey (39 yd; 0:22 in 4Q), at MIA 10/22/17

Five+ Field Goals Attempted

JETS: Jason Myers (5/5) at TEN 12/02/18
 OPP: Jason Sanders (7/7), vs. MIA 12/08/19

Four+ Field Goals Made

JETS: Jason Myers (5/5) at TEN 12/02/18
 OPP: Jason Sanders (7/7), vs. MIA 12/08/19

Successful Onsides Kick

JETS: Chandler Catanzaro (M. Maye recovered), vs. LAC 12/24/17
 OPP: Stephen Hauschka (S. Thomas recovered), vs. BUF 11/02/17

Failed Onsides Kick

JETS: Sam Ficken (J. Richards recovered) at BLT 12/12/19
 OPP: Dustin Hopkins (Illegal Touch Pen.), at WAS 11/17/19

BOLD Happened During the 2020 Season





BUILDING THE JETS

DRAFT SELECTIONS 17 TRADES & CLAIMS 11

Year	Player	Draft Round
2016	Jordan Jenkins	3
	Marcus Maye	2
2018	Sam Darnold	1
	Nathan Shepherd	3
	Chris Herndon	4
	Folorunso Fatukasi	6b
2019	Quinnen Williams	1
	Chuma Edoga	3
	Trevon Wesco	4
	Blake Cashman	5
	Bless Austin	6
2020	Mekhi Becton	1
	Denzel Mims	2
	Ashtyn Davis	3a
	La'Mical Perine	4a
	James Morgan	4b
	Braden Mann	6

UNDRAFTED FAs 3

Year	Player
2018	Frankie Luvu
2019	Kyle Phillips
2020	Bryce Huff

FREE AGENTS 21

Year	Player	How Acquired
2016	Steve McLendon	Unrestricted FA • PIT
2018	Neville Hewitt	Free Agent
	Harvey Langi	Free Agent
	Avery Williamson	Unrestricted FA • TEN
2019	Le'Veon Bell	Unrestricted FA • PIT
	Daniel Brown	Unrestricted FA • CHI
	Jamison Crowder	Unrestricted FA • WAS
	Matthias Farley	Free Agent
	Sam Ficken	Free Agent
	Ryan Griffin	Free Agent
	Arthur Maulet	Free Agent
	Brian Poole	Free Agent
2020	Josh Andrews	Unrestricted FA • IND
	Pierre Desir	Free Agent
	George Fant	Unrestricted FA • SEA
	Joe Flacco	Free Agent
	Frank Gore	Free Agent
	Chris Hogan	Free Agent
	Connor McGovern	Unrestricted FA • DEN
	Breshad Perriman	Unrestricted FA • TB
	Greg Van Roten	Unrestricted FA • CAR

Year	Player	How Acquired
2017	Thomas Hennessey	Trade • IND
2018	Henry Anderson	Trade • IND
	Tarell Basham	Claimed • IND
2019	Braxton Berrios	Claimed • NE
	Nate Hairston	Trade • IND
	John Franklin-Myers	Claimed • LAR
	Alex Lewis	Trade • BLT
	Conor McDermott	Claimed • BUF
	Jordan Willis	Claimed • CIN
2020	Bradley McDougald	Trade • SEA
	Quincy Wilson	Trade • IND

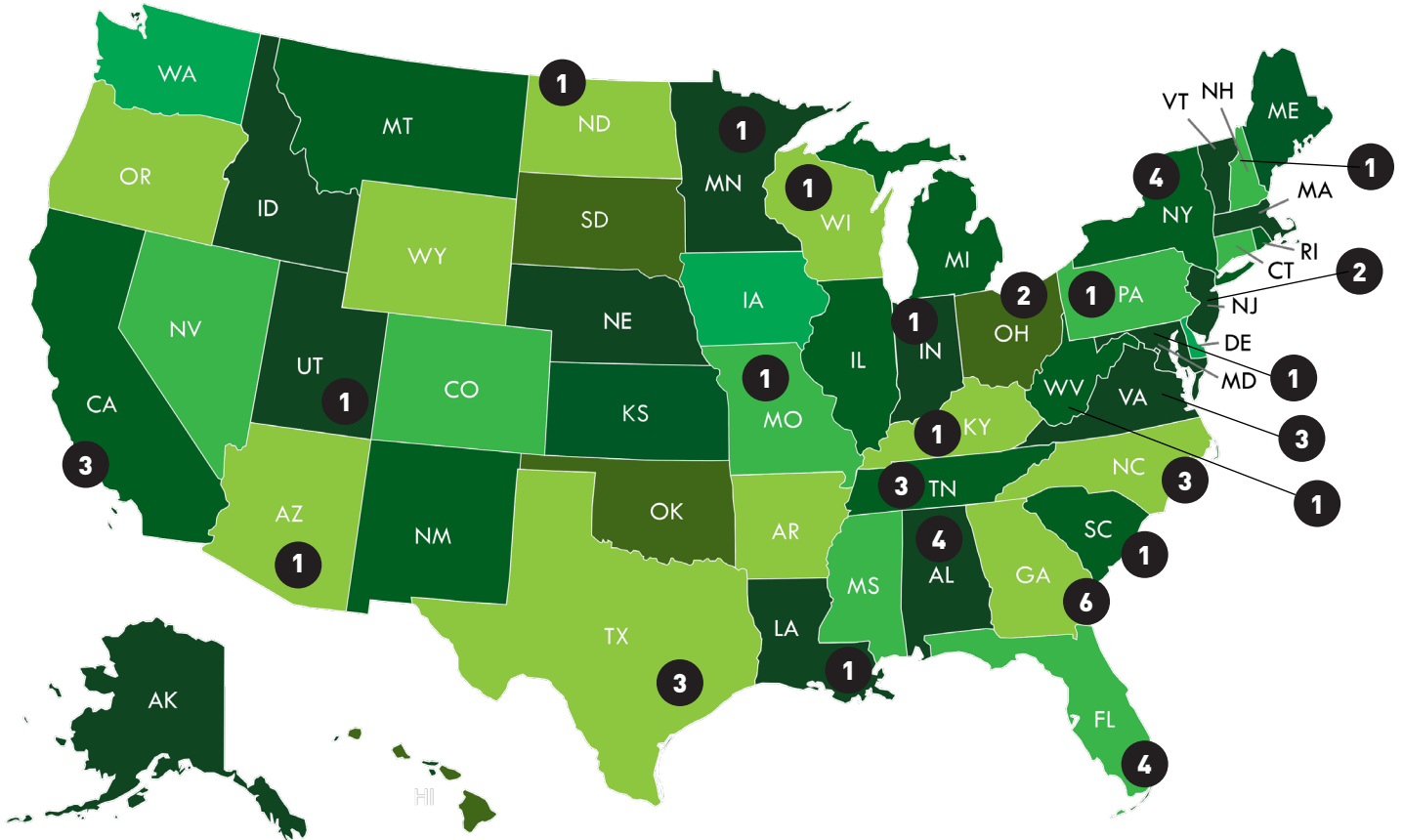
PRACTICE SQUAD 15

Player	Acquired
Josh Adams	FA-19
Lawrence Cager	UdFA-20
David Fales	FA-19
Javelin Guidry	UdFA-20
Bennett Jackson	W-19 (BLT)
Lamar Jackson	UdFA-20
Corbin Kaufusi	FA-19
Bronson Kaufusi	FA-18
Zane Lewis	W-20 (ARZ)
Josh Malone	FA-19
Donte Moncrief	FA-20
D.J. Montgomery	W-20 (CLV)
Jimmy Murray	FA-19
Ross Travis	W-19 (IND)
Mike White	FA-19

RESERVE LIST 8

Player	Acquired	List
Josh Bellamy	UFA-19 (CHI)	Reserve/PUP
Kyron Brown	FA-19	Reserve/PUP
Cameron Clark	D4-20	Reserve/Injured
Bryce Hall	D5-20	Reserve/NFI
Patrick Onwuasor	UFA-20 (BLT)	Reserve/Injured
Jeff Smith	UDFA-19	Reserve/Injured
Vyncint Smith	FA-19	Reserve/Injured
Jabari Zuniga	D3-20	Reserve/Injured

HOMETOWN BREAKDOWN



GEORGIA

Henry Anderson
Chuma Edoga
Chris Herndon
Neville Hewitt
Jordan Jenkins
Breshad Perriman

ALABAMA

Bryce Huff
Steve McLendon
Quinnen Williams
La'Mical Perine

FLORIDA

Frank Gore
Marcus Maye
Brian Poole
Quincy Wilson

NEW YORK

Bless Austin
Folorunso Fatukusi
Thomas Hennessy
Greg Van Roten

CALIFORNIA

Josh Andrews
Sam Darnold
Ashtyn Davis

NORTH CAROLINA

Braxton Berrios
Jamison Crowder
Matthias Farley

6 TENNESSEE

Atlanta
Atlanta
Norcross
Coryers
Hamilton
Lithonia

TEXAS

John Franklin-Myers
Braden Mann
Denzel Mims

VIRGINIA

Tarell Basham
Mekhi Becton
Daniel Brown

4 NEW JERSEY

Coral Gables
Melbourne
Bradenton
Ft. Lauderdale

OHIO

Le'Veon Bell
Bradley McDougald

ARIZONA

Alex Lewis

3 KENTUCKY

George Fant

INDIANA

Sam Ficken

LOUISIANA

Arthur Maulet

MARYLAND

Nate Hairston

3 MINNESOTA

Nashville
Nashville
Milan

MISSOURI

Jordan Willis

3 NEW HAMPSHIRE

Ryan Griffin

NORTH DAKOTA

Connor McGovern

UTAH

Harvey Langi

WEST VIRGINIA

Trevon Wesco

WISCONSIN

James Morgan

INTERNATIONAL

Pierre Desir
Frankie Luvu
Nathan Shepherd

1

Eden Prairie

1

Kansas City

1

Londonderry

1

Fargo

1

West Jordan

1

Martinsburg

1

Green Bay

3

Port-au-Prince, Haiti
Tafuna, American Samoa
Ajax, Canada



PERSONNEL MOVES

FEBRUARY

Day	Pos.	Name	Transaction
14	S	Anthony Cioffi	Signed, FA
	TE	Daniel Brown	Re-Signed, Contract Ext.
24	WR	Josh Doctson	Signed, FA

MARCH

Day	Pos.	Name	Transaction
11	SS	Blake Countess	Released
21	CB	Darryl Roberts	Released
	G	Alex Lewis	Re-Signed, UFA
	CB	Brian Poole	Re-Signed, UFA
25	FS	Bennett Jackson	Re-Signed, FA
	ILB	Neville Hewitt	Re-Signed, UFA

APRIL

Day	Pos.	Name	Transaction
2	OLB	James Burgess	Re-Signed, FA
	CB	Pierre Desir	Signed, FA
23	MLB	B.J. Bello	Re-Signed, Exc. Rights
	K	Sam Ficken	Re-Signed, Exc. Rights
	C	Leo Koloamatangi	Re-Signed, Exc. Rights
	LB	Frankie Luvu	Re-Signed, Exc. Rights
	T	Mekhi Becton	Drafted (Round One)
	QB	David Fales	Re-Signed, UFA
	LB	Jordan Jenkins	Re-Signed, UFA
24	WR	Denzel Mims	Drafted (Round Two)
	DB	Ashtyn Davis	Drafted (Round Three)
	DE	Jabari Zuniga	Drafted (Round Three)
25	RB	La'Mical Perine	Drafted (Round Four)
	QB	James Morgan	Drafted (Round Four)
	T	Cameron Clark	Drafted (Round Four)
	DB	Bryce Hall	Drafted (Round Five)
	P	Braden Mann	Drafted (Round Six)
	CB	Quincy Wilson	Acquired via Trade (IND)

MAY

Day	Pos.	Name	Transaction
5	WR	Josh Bellamy	Placed on Reserve/PUP
	WR	Quincy Enunwa	Placed on Reserve/PUP
	WR	Keon Hatcher	Waived
6	WR	Lawrence Cager	Signed, UdFA
	WR	George Campbell	Signed, UdFA
	DB	Shyheim Carter	Signed, UdFA
	DT	Domenique Davis	Signed, UdFA
	RB	Frank Gore	Signed, UFA
	DB	Javelin Guidry	Signed, UdFA
	T	Jared Hilbers	Signed, UdFA
	DE	Bryce Huff	Signed, UdFA
	DB	Lamar Jackson	Signed, UdFA
	NT	Sterling Johnson	Signed, UdFA
	CB	Arthur Maulet	Re-Signed, FA

	RB	Jalin Moore	Placed on Reserve/NFI
	CB	Kyron Brown	Placed on Reserve/PUP
27	QB	Joe Flacco	Signed, FA
	P	Ian Berryman	Waived

JULY

Day	Pos.	Name	Transaction
25	S	Bradley McDougald	Acquired via Trade (SEA)
	S	Jamal Adams	Traded (SEA)
28	C	Leo Koloamatangi	Placed on Reserve/Opt-Out
29	RB	Jalin Moore	Retired
30	DT	Domenique Davis	Waived

AUGUST

Day	Pos.	Name	Transaction
3	ILB	C.J. Mosley	Placed on Reserve/Opt-Out
3	G	Brian Winters	Released
	WR	Quincy Enunwa	Released
	G	Ben Braden	Waived
	RB	Trenton Cannon	Waived
	DE	Wyatt Ray	Waived
6	WR	Josh Doctson	Placed on Reserve/Opt-Out
15	OLB	Ahmad Gooden	Waived
16	TE	Connor Davis	Signed, FA
	S	Anthony Cioffi	Waived
19	WR	Chris Hogan	Signed, FA
	RB	Kenneth Dixon	Released
22	S	Anthony Cioffi	Signed, FA
	TE	Connor Davis	Waived
25	RB	Pete Guerriero	Signed, UdFA
	S	Anthony Cioffi	Waived
27	RB	Pete Guerriero	Waived
30	WR	D.J. Montgomery	Claimed (CLV)
31	WR	Donte Moncrief	Signed, FA
	K	Brett Maher	Waived

SEPTEMBER

Day	Pos.	Name	Transaction
1	CB	Zane Lewis	Claimed (ARZ)
2	RB	Pete Guerriero	Signed, FA
	LB	B.J. Bello	Waived
	DL	Sterling Johnson	Waived
3	RB	Pete Guerriero	Waived
5	RB	Josh Adams	Waived
	OL	Josh Andrews	Released
	TE	Daniel Brown	Released
	LB	James Burgess	Waived
	WR	Lawrence Cager	Waived
	WR	George Campbell	Waived
	S	Shyheim Carter	Waived
	WR	Jehu Chesson	Waived
	QB	David Fales	Released

PERSONNEL MOVES



SEPTEMBER continued

Day	Pos.	Name	Transaction
5	S	Matthias Farley	Released
	CB	Javelin Guidry	Waived
	CB	Bryce Hall	Placed on Reserve/NFI
	CB	Nate Hairston	Waived
	OL	Jonotthan Harrison	Released
	OL	Jared Hilbers	Waived
	S	Bennett Jackson	Released
	CB	Lamar Jackson	Waived
	TE	Bronson Kaufusi	Released
	OL	Corbin Kaufusi	Waived
	OL	Brad Lundblade	Waived
	WR	Donte Moncrief	Released
	WR	D.J. Montgomery	Waived
	OL	James Murray	Waived
	TE	Ross Travis	Released
	QB	Mike White	Waived
	6	RB	Josh Adams
WR		Lawrence Cager	Signed, Practice Squad
QB		David Fales	Signed, Practice Squad
CB		Javelin Guidry	Signed, Practice Squad
S		Bennett Jackson	Signed, Practice Squad
CB		Lamar Jackson	Signed, Practice Squad
TE		Bronson Kaufusi	Signed, Practice Squad
OL		Corbin Kaufusi	Signed, Practice Squad
CB		Zane Lewis	Signed, Practice Squad
WR		Josh Malone	Signed, Practice Squad
WR		Donte Moncrief	Signed, Practice Squad
WR		D.J. Montgomery	Signed, Practice Squad
OL		Jimmy Murray	Signed, Practice Squad
TE	Ross Travis	Signed, Practice Squad	
QB	Mike White	Signed, Practice Squad	
7	OL	Josh Andrews	Signed, FA
	OL	Cameron Clark	Placed on Reserve/Injured
	TE	Daniel Brown	Signed, FA
	S	Matthias Farley	Signed, FA
	CB	Nate Hairston	Signed, FA
	LB	Patrick Onwuasor	Placed on Reserve/Injured
	WR	Jeff Smith	Placed on Reserve/Injured
	WR	Vyncint Smith	Placed on Reserve/Injured
	DL	Jabari Zuniga	Placed on Reserve/Injured



HEADSHOT ROSTER

QUARTERBACKS



4 JAMES
MORGAN



5 JOE
FLACCO



14 SAM
DARNOLD

RUNNING BACKS



21 FRANK
GORE



22 LA'MICAL
PERINE



26 LE'VEON
BELL

HEADSHOT ROSTER



WIDE RECEIVERS



10

BRAXTON
BERRIOS




11

DENZEL
MIMS



15

CHRIS
HOGAN



19

BRESHAD
PERRIMAN



82

JAMISON
CROWDER



HEADSHOT ROSTER

OFFENSIVE LINE



60 CONNOR
MCGOVERN



62 GREG
VAN ROTEN



68 JOSH
ANDREWS



69 CONOR
McDERMOTT



71 ALEX
LEWIS



75 CHUMA
EDOGA



76 GEORGE
FANT



77 MEKHI
BECTON

HEADSHOT ROSTER



TIGHT ENDS



84

RYAN
GRIFFIN



85

TREVON
WESCO



87

DANIEL
BROWN



89

CHRIS
HERNDON

SPECIALISTS

PUNTER



7

BRADEN
MANN

KICKER



9

SAM
FICKEN

LONG SNAPPER



42

THOMAS
HENNESSY



HEADSHOT ROSTER

CORNERBACKS



23

ARTHUR
MAULET



25

NATE
HAIRSTON



27

QUINCY
WILSON



31

BLESS
AUSTIN



34

BRIAN
POOLE



35

PIERRE
DESIR

HEADSHOT ROSTER



SAFETIES



20

MARCUS
MAYE



30

BRADLEY
MCDUGALD



32

ASHTYN
DAVIS



41

MATTHIAS
FARLEY



HEADSHOT ROSTER

LINEBACKERS



44 HARVEY LANGI



46 NEVILLE HEWITT



48 JORDAN JENKINS



50 FRANKIE LUVU



53 BLAKE CASHMAN



54 AVERY WILLIAMSON



55 JORDAN WILLIS



93 TARELL BASHAM

HEADSHOT ROSTER



DEFENSIVE LINE



47 BRYCE
HUFF



91 JOHN
FRANKLIN-MYERS



94 FOLORUNSO
FATUKASI



95 QUINNEN
WILLIAMS



96 HENRY
ANDERSON



97 NATHAN
SHEPHERD



98 KYLE
PHILLIPS



99 STEVE
McLENDON



PRACTICE SQUAD ROSTER

RUNNING BACK



36

JOSH
ADAMS

WIDE RECEIVER



86

LAWRENCE
CAGER

QUARTERBACK



3

DAVID
FALES

CORNERBACK



40

JAVELIN
GUIDRY

SAFETY



39

BENNETT
JACKSON

CORNERBACK



38

LAMAR
JACKSON

TIGHT END



45

BRONSON
KAUFUSI

OFFENSIVE LINE



65

CORBIN
KAUFUSI

CORNERBACK



33

ZANE
LEWIS

PRACTICE SQUAD ROSTER



WIDE RECEIVER



83

JOSH
MALONE

WIDE RECEIVER



18

DONTE
MONCRIEF

WIDE RECEIVER



81

D.J.
MONTGOMERY

OFFENSIVE LINE



61

JIMMY
MURRAY

TIGHT END



43

ROSS
TRAVIS

QUARTERBACK



8

MIKE
WHITE



DEPTH CHART

Depth Chart was compiled by the New York Jets Communications Department

OFFENSE

WR	19	Breshad Perriman	11	<u>Denzel Mims</u>	
LT	77	<u>Mekhi Becton</u>	75	Chuma Edoga	
LG	71	Alex Lewis	69	Conor McDermott	
C	60	Connor McGovern	68	Josh Andrews	
RG	62	Greg Van Roten	69	Conor McDermott	
RT	76	George Fant	75	Chuma Edoga	
TE	89	Chris Herndon	84	Ryan Griffin	85 Trevon Wesco
					87 Daniel Brown
WR	82	Jamison Crowder	10	Braxton Berrios	
WR	15	Chris Hogan	11	<u>Denzel Mims</u>	
QB	14	Sam Darnold	5	Joe Flacco	4 <u>James Morgan</u>
RB	26	Le'Veon Bell	21	Frank Gore	22 <u>La'Mical Perine</u>

DEFENSE

DL	95	Quinnen Williams	97	Nathan Shepherd	47 <u>Bryce Huff</u>
DL	99	Steve McLendon	94	Folorunso Fatukasi	
DL	96	Henry Anderson	98	Kyle Phillips	91 John Franklin-Myers
OLB	48	Jordan Jenkins	50	Frankie Luvu	
ILB	54	Avery Williamson	53	Blake Cashman	
ILB	46	Neville Hewitt	44	Harvey Langi	
OLB	93	Tarell Basham	55	Jordan Willis	
CB	35	Pierre Desir	34	Brian Poole	23 Arthur Maulet
CB	31	Bless Austin	27	Quincy Wilson	25 Nate Hairston
S	30	Bradley McDougald	32	<u>Ashtyn Davis</u>	
S	20	Marcus Maye	41	Matthias Farley	

SPECIAL TEAMS

K	9	Sam Ficken		
P	7	<u>Braden Mann</u>		
H	7	<u>Braden Mann</u>		
PR	10	Braxton Berrios	82	Jamison Crowder
KR	10	Braxton Berrios	32	<u>Ashtyn Davis</u>
LS	42	Thomas Hennessy		

KEY: Rookie

ALPHABETICAL ROSTER



NO.	NAME	POS	HT	WT	AGE	EXP	COLLEGE	HOMETOWN	HOW ACQ.
96	Anderson, Henry	DL	6-6	301	29	6	Stanford	Atlanta, GA	T-18 (IND)
31	Austin, Bless	CB	6-1	198	24	2	Rutgers	Queens, NY	D6-19
68	Andrews, Josh	OL	6-2	298	29	5	Oregon State	Los Angeles, CA	UFA-20 (IND)
93	Basham, Tarell	LB	6-4	266	26	4	Ohio	Rocky Mount, VA	W-18 (IND)
77	Becton, Mekhi	T	6-7	363	21	R	Louisville	Highland Springs, VA	D1-20
26	Bell, Le'Veon	RB	6-1	225	28	7	Michigan State	Reynoldsburg, OH	UFA-19 (PIT)
10	Berrios, Braxton	WR	5-9	190	24	3	Miami (FL)	Raleigh, NC	W-19 (NE)
87	Brown, Daniel	TE	6-5	247	28	6	James Madison	Windsor, VA	UFA-19 (CHI)
53	Cashman, Blake	LB	6-1	237	24	2	Minnesota	Eden Prairie, MN	D5-19
82	Crowder, Jamison	WR	5-9	177	27	6	Rutgers	Monroe, NC	UFA-19 (WAS)
14	Darnold, Sam	QB	6-3	225	23	3	Southern California	Capistrano Beach, CA	D1-18
32	Davis, Ashtyn	S	6-1	202	23	R	California	Santa Cruz, CA	D3a-20
35	Desir, Pierre	CB	6-1	192	29	7	Lindenwood	Port-au-Prince, Haiti	FA-20
75	Edoga, Chuma	T	6-3	308	23	2	Southern California	Atlanta, GA	D3b-19
76	Fant, George	T	6-5	322	28	5	Western Kentucky	Bowling Green, KY	UFA-20 (SEA)
41	Farley, Matthias	S	5-11	204	28	5	Notre Dame	Charlotte, NC	FA-19
94	Fatukasi, Folorunso	DL	6-4	318	25	3	Connecticut	Far Rockaway, NY	D6b-18
9	Ficken, Sam	K	6-1	192	27	2	Penn State	Valparaiso, IN	FA-19
5	Flacco, Joe	QB	6-6	245	35	13	Delaware	Audubon, NJ	FA-20
91	Franklin-Myers, John	DL	6-4	288	23	3	Stephen F. Austin	Greenville, TX	W-19 (LAR)
21	Gore, Frank	RB	5-9	212	37	16	Miami (FL)	Coral Gables, FL	FA-20
84	Griffin, Ryan	TE	6-6	255	30	8	Connecticut	Londonderry, NH	FA-19
25	Hairston, Nate	CB	6-0	185	26	4	Temple	Frederick, MD	T-19 (IND)
42	Hennessy, Thomas	LS	6-2	246	26	4	Duke	Bardonia, NY	T-17 (IND)
89	Herndon, Chris	TE	6-4	253	24	3	Miami (FL)	Norcross, GA	D4-18
46	Hewitt, Neville	LB	6-2	234	27	6	Marshall	Conyers, GA	FA-18
15	Hogan, Chris	WR	6-1	210	30	8	Monmouth	Wyckoff, NJ	FA-20
47	Huff, Bryce	DL	6-3	255	22	R	Memphis	Mobile, AL	UdFA-20
48	Jenkins, Jordan	LB	6-3	259	26	5	Georgia	Hamilton, GA	D3-16
44	Langi, Harvey	LB	6-2	250	27	3	BYU	West Jordan, UT	FA-18
71	Lewis, Alex	OL	6-6	305	28	5	Nebraska	Tempe, AZ	T-19 (BLT)
50	Luvu, Frankie	LB	6-3	236	23	3	Washington State	Tafuna, American Samoa	UdFA-18
7	Mann, Braden	P	5-11	198	22	R	Texas A&M	Houston, TX	D6-20
23	Maulet, Arthur	CB	5-10	190	27	3	Memphis	New Orleans, LA	FA-18
20	Maye, Marcus	S	6-0	207	27	4	Florida	Melbourne, FL	D2-17
69	McDermott, Conor	OL	6-8	310	27	4	UCLA	Nashville, TN	W-19 (BUF)
30	McDougald, Bradley	S	6-1	215	29	8	Kansas	Columbus, OH	T-20 (SEA)
60	McGovern, Connor	OL	6-4	306	27	5	Missouri	Fargo, ND	UFA-20 (DEN)
99	McLendon, Steve	DL	6-3	310	34	11	Troy	Ozark, AL	UFA-16 (PIT)
11	Mims, Denzel	WR	6-3	207	22	R	Baylor	Daingerfield, TX	D2-20
4	Morgan, James	QB	6-4	229	23	R	Florida International	Green Bay, WI	D4b-20
22	Perine, La'Mical	RB	5-11	216	22	R	Florida	Mobile, AL	D4a-20
19	Perriman, Breshad	WR	6-1	215	26	6	UCF	Lithonia, GA	UFA-20 (TB)
98	Phillips, Kyle	DL	6-4	277	23	2	Tennessee	Nashville, TN	UdFA-19
34	Poole, Brian	CB	5-10	213	27	5	Florida	Bradenton, FL	FA-19
97	Shepherd, Nathan	DL	6-4	315	26	3	Fort Hays State	Ajax, Canada	D3-18
62	Van Roten, Greg	G	6-3	305	30	6	Pennsylvania	Mineola, NY	UFA-20 (CAR)
85	Wesco, Trevon	TE	6-3	267	24	2	West Virginia	Martinsburg, WV	D4-19
95	Williams, Quinnen	DL	6-3	303	22	2	Alabama	Birmingham, AL	D1-19
54	Williamson, Avery	LB	6-1	246	28	7	Kentucky	Milan, TN	UFA-18 (TEN)
55	Willis, Jordan	LB	6-4	270	25	4	Kansas State	Kansas City, MO	W-19 (CIN)
27	Wilson, Quincy	CB	6-2	193	24	4	Florida	Ft. Lauderdale, FL	T-20 (IND)

ROSTER - 52

PRACTICE SQUAD

36	Adams, Josh	RB	6-2	225	23	3	Notre Dame	Warrington, PA	FA-19
86	Cager, Lawrence	WR	6-5	220	23	R	Georgia	Baltimore, MD	UdFA-20
3	Fales, David	QB	6-1	210	29	6	San Jose State	Salinas, CA	FA-19
40	Guidry, Javelin	CB	5-9	191	22	R	Utah	Murietta, CA	UdFA-20
39	Jackson, Bennett	S	6-0	192	28	3	Notre Dame	Hazlet, NJ	W-19 (BLT)
38	Jackson, Lamar	CB	6-2	208	22	R	Nebraska	Elk Grove, CA	UdFA-20
45	Kaufusi, Bronson	TE	6-6	275	29	3	BYU	Provo, UT	FA-18
65	Kaufusi, Corbin	OL	6-9	275	27	1	BYU	Provo, UT	FA-19
33	Lewis, Zane	CB	6-1	190	22	R	Air Force	Richmond, VA	W-20 (ARZ)
83	Malone, Josh	WR	6-3	205	24	3	Tennessee	Gallatin, TN	FA-19
18	Moncrief, Donte	WR	6-2	216	27	7	Mississippi	Raleigh, MS	FA-20
81	Montgomery, D.J.	WR	6-1	201	23	2	Austin Peay State	Durant, MS	W-20 (CLV)
61	Murray, Jimmy	OL	6-5	305	25	2	Holy Cross	Wilmette, IL	FA-19
43	Travis, Ross	TE	6-6	248	31	4	Penn State	Chaska, MN	W-19 (IND)
8	White, Mike	QB	6-5	218	25	2	Western Kentucky	Pembroke Pines, FL	FA-19



NUMERICAL ROSTER

NO.	NAME	POS	HT	WT	AGE	EXP	COLLEGE	HOMETOWN	GP/GS/DNP/IA
4	James Morgan	QB	6-4	229	23	R	Florida International	Green Bay, WI	0/0/0/0
5	Joe Flacco	QB	6-6	245	35	13	Delaware	Audubon, NJ	0/0/0/0
7	Braden Mann	P	5-11	198	22	R	Texas A&M	Houston, TX	0/0/0/0
9	Sam Ficken	K	6-1	192	27	2	Penn State	Valparaiso, IN	0/0/0/0
10	Braxton Berrios	WR	5-9	190	24	3	Miami (FL)	Raleigh, NC	0/0/0/0
11	Denzel Mims	WR	6-3	207	22	R	Baylor	Daingerfield, TX	0/0/0/0
14	Sam Darnold	QB	6-3	225	23	3	Southern California	Capistrano Beach, CA	0/0/0/0
15	Chris Hogan	WR	6-1	210	30	8	Monmouth	Wyckoff, NJ	0/0/0/0
19	Breshad Perriman	WR	6-1	215	26	6	UCF	Lithonia, GA	0/0/0/0
20	Marcus Maye	S	6-0	207	27	4	Florida	Melbourne, FL	0/0/0/0
21	Frank Gore	RB	5-9	212	37	16	Miami (FL)	Coral Gables, FL	0/0/0/0
22	La'Mical Perine	RB	5-11	216	22	R	Florida	Mobile, AL	0/0/0/0
23	Arthur Maulet	CB	5-10	190	27	3	Memphis	New Orleans, LA	0/0/0/0
25	Nate Hairston	CB	6-0	185	26	4	Temple	Frederick, MD	0/0/0/0
26	Le'Veon Bell	RB	6-1	225	28	7	Michigan State	Reynoldsburg, OH	0/0/0/0
27	Quincy Wilson	CB	6-2	193	24	4	Florida	Ft. Lauderdale, FL	0/0/0/0
30	Bradley McDougald	S	6-1	215	29	8	Kansas	Columbus, OH	0/0/0/0
31	Bless Austin	CB	6-1	198	24	2	Rutgers	Queens, NY	0/0/0/0
32	Ashtyn Davis	S	6-1	202	23	R	California	Santa Cruz, CA	0/0/0/0
34	Brian Poole	CB	5-10	213	27	5	Florida	Bradenton, FL	0/0/0/0
35	Pierre Desir	CB	6-1	192	29	7	Lindenwood	Port-au-Prince, Haiti	0/0/0/0
41	Matthias Farley	S	5-11	204	28	5	Notre Dame	Charlotte, NC	0/0/0/0
42	Thomas Hennessy	LS	6-2	246	26	4	Duke	Bardonia, NY	0/0/0/0
44	Harvey Langi	LB	6-2	250	27	3	BYU	West Jordan, UT	0/0/0/0
46	Neville Hewitt	LB	6-2	234	27	6	Marshall	Conyers, GA	0/0/0/0
47	Bryce Huff	DL	6-3	255	22	R	Memphis	Mobile, AL	0/0/0/0
48	Jordan Jenkins	LB	6-3	259	26	5	Georgia	Hamilton, GA	0/0/0/0
50	Frankie Luvu	LB	6-3	236	23	3	Washington State	Tafuna, American Samoa	0/0/0/0
53	Blake Cashman	LB	6-1	237	24	2	Minnesota	Eden Prairie, MN	0/0/0/0
54	Avery Williamson	LB	6-1	246	28	7	Kentucky	Milan, TN	0/0/0/0
55	Jordan Willis	LB	6-4	270	25	4	Kansas State	Kansas City, MO	0/0/0/0
60	Connor McGovern	OL	6-4	306	27	5	Missouri	Fargo, ND	0/0/0/0
62	Greg Van Roten	G	6-3	305	30	6	Pennsylvania	Mineola, NY	0/0/0/0
68	Josh Andrews	OL	6-2	298	29	5	Oregon State	Los Angeles, CA	0/0/0/0
69	Conor McDermott	OL	6-8	310	27	4	UCLA	Nashville, TN	0/0/0/0
71	Alex Lewis	OL	6-6	305	28	5	Nebraska	Tempe, AZ	0/0/0/0
75	Chuma Edoga	T	6-3	308	23	2	Southern California	Atlanta, GA	0/0/0/0
76	George Fant	T	6-5	322	28	5	Western Kentucky	Bowling Green, KY	0/0/0/0
77	Mekhi Becton	T	6-7	363	21	R	Louisville	Highland Springs, VA	0/0/0/0
82	Jamison Crowder	WR	5-9	177	27	6	Rutgers	Monroe, NC	0/0/0/0
84	Ryan Griffin	TE	6-6	255	30	8	Connecticut	Londonderry, NH	0/0/0/0
85	Trevon Wesco	TE	6-3	267	24	2	West Virginia	Martinsburg, WV	0/0/0/0
87	Daniel Brown	TE	6-5	247	28	6	James Madison	Windsor, VA	0/0/0/0
89	Chris Herndon	TE	6-4	253	24	3	Miami (FL)	Norcross, GA	0/0/0/0
91	John Franklin-Myers	DL	6-4	288	23	3	Stephen F. Austin	Greenville, TX	0/0/0/0
93	Tarell Basham	LB	6-4	266	26	4	Ohio	Rocky Mount, VA	0/0/0/0
94	Folorunso Fatukasi	DL	6-4	318	25	3	Connecticut	Far Rockaway, NY	0/0/0/0
95	Quinnen Williams	DL	6-3	303	22	2	Alabama	Birmingham, AL	0/0/0/0
96	Henry Anderson	DL	6-6	301	29	6	Stanford	Atlanta, GA	0/0/0/0
97	Nathan Shepherd	DL	6-4	315	26	3	Fort Hays State	Ajax, Canada	0/0/0/0
98	Kyle Phillips	DL	6-4	277	23	2	Tennessee	Nashville, TN	0/0/0/0
99	Steve McLendon	DL	6-3	310	34	11	Troy	Ozark, AL	0/0/0/0

ROSTER - 52

PRACTICE SQUAD

3	David Fales	QB	6-1	210	29	6	San Jose State	Salinas, CA	0/0/0/0
8	Mike White	QB	6-5	218	25	2	Western Kentucky	Pembroke Pines, FL	0/0/0/0
18	Donte Moncrief	WR	6-2	216	27	7	Mississippi	Raleigh, MS	0/0/0/0
33	Zane Lewis	CB	6-1	190	22	R	Air Force	Richmond, VA	0/0/0/0
36	Josh Adams	RB	6-2	225	23	3	Notre Dame	Warrington, PA	0/0/0/0
38	Lamar Jackson	CB	6-2	208	22	R	Nebraska	Elk Grove, CA	0/0/0/0
39	Bennett Jackson	S	6-0	192	28	3	Notre Dame	Hazlet, NJ	0/0/0/0
40	Javelin Guidry	CB	5-9	191	22	R	Utah	Murietta, CA	0/0/0/0
43	Ross Travis	TE	6-6	248	31	4	Penn State	Chaska, MN	0/0/0/0
45	Bronson Kaufusi	TE	6-6	275	29	3	BYU	Provo, UT	0/0/0/0
61	Jimmy Murray	OL	6-5	305	25	2	Holy Cross	Wilmette, IL	0/0/0/0
65	Corbin Kaufusi	OL	6-9	275	27	1	BYU	Provo, UT	0/0/0/0
81	D.J. Montgomery	WR	6-1	201	23	2	Austin Peay State	Durant, MS	0/0/0/0
83	Josh Malone	WR	6-3	205	24	3	Tennessee	Gallatin, TN	0/0/0/0
86	Lawrence Cager	WR	6-5	220	23	R	Georgia	Baltimore, MD	0/0/0/0

