

PJ
HALL

JOSEPH
GIRARD III

CHASE
HUNTER

2023-24 MEDIA GUIDE

CLIFTON BASKETBALL

CLEMSONTIGERS.COM

 @ClemsonMBB





HEAD COACH

**BRAD
BROWNELL**

All-time winningest coach in Clemson history.

241 wins at Clemson entering the 2023-24 season.

33rd among active coaches in Division I with 408 career victories entering the season. He is 147th all-time in Division I.

Won a Clemson record 14 conference games in 2022-23.

The .700 winning percentage in conference play was third best in Clemson history.

Tied regular season record with 15 wins at home in 2022-23.

Coached All-ACC First Team player and NBA Draft Pick Hunter Tyson.

Coached the United States (with Clemson representing) to the 2019 World University Games Gold Medal. The first for the USA since 2015 and just the second since 2005.

Coached the Tigers to their fourth NCAA Sweet 16 in program history in 2018.

2018 Sports Illustrated College Coach of the Year.

25 wins in 2017-18 tied a program record for wins in a season; .714 winning percentage is tied for fifth.

His teams own the top four scoring defenses in the ACC era (1953-present).

Coached KJ McDaniels, 2014 ACC Defensive Player of the Year.

Every senior under Brownell has earned his undergraduate degree from Clemson.

TABLE OF CONTENTS

GENERAL INFORMATION

2023-24 Quick Facts	2
Media Information	3
2023-24 Roster	4
2023-24 Outlook	5-7
Radio/Television Roster	8
Team Photo/Class Photos	9-10
Just a Kid from Monroe	58-60

PLAYER PROFILES

Jack Clark	12-13
Joseph Girard III	14-16
Alex Hemenway	17-19
Bas Leyte	20-21
PJ Hall	22-24
Chase Hunter	25-27
Andrew Latiff	28
Jake Heidbreder	29-30
Matt Kelly	31
Daniel Nauseef	32
Ian Schieffelin	33-34
Josh Beadle	35
Dillon Hunter	36-37
RJ Godfrey	38-39
Chauncey Wiggins	40-41
Asa Thomas	42

COACHING & SUPPORT STAFF

Brad Brownell, Head Coach	44-45
Brownell vs. All Competition	46
Billy Donlon, Associate Head Coach	47
Sean Dixon, Assistant Coach	48
Dick Bender, Assistant Coach	49
Andy Assaley, Director of Basketball Operations	50

Preston Greene, Director of Strength and Conditioning	51
Jeff Reynolds/Terrell McIntyre	52
Lucas McKay, Director of Recruiting	53
Support Staff	54

CLEMSON ADMINISTRATION

James P. Clements, President	55
Graham Neff, Director of Athletics	56

THIS IS TIGER BASKETBALL

Clemson Radio Network	57
Student-Athlete Enrichment	62-63
Littlejohn Coliseum	64-65
NBA Influence	66
NBA Draft History	67
Tradition By Position	68-70

2022-23 YEAR IN REVIEW

Final Statistics	72
Superlatives	73
Superlatives Under Coach Brownell	74
2022-23 Game-By-Game Statistics	75
ACC Team Statistical Leaders	76
ACC Individual Statistical Leaders	77
Box Scores	78-86

CLEMSON RECORDS

Individual Records	88-90
Individual Game Bests	91-94
Individual Season Bests	95-96
Yearly Leaders	97-99
Class Records	100-101
Career Records	102-104
Team Records	105

Team Game Bests	106-108
Team Season Bests	109
Winning Streaks	110
Statistical Trends	110-111
NCAA Tournament Records	112-113
ACC Tournament Records	114-115
NIT Results and Records	116
ACC Single-Game Bests	117
Statistical Rankings	117
Record by Day	118
Record Versus Ranked Teams	118
Record by Month	119
Weekly Poll History	119
Honors and Awards	120-123
Former Head Coaches	124-125
Coaching Records	126
All-Time NBA Tigers	127
Letterwinners	128-129
Starting Lineups	130-136
ACC Era Player Statistics	137-141
All-ACC Player Statistics	142-145
Year-by-Year Record	146
Yearly ACC Results	147
Overcoming 10-Point Deficits	147
Comeback Victories	148
All-Time Wins Over Top-25 Teams	149
Overtime Games	150
Victory Margins	151
Against All Competition	152-153
Against All Conferences	154-155
Last Second Victories	156
Littlejohn Coliseum Records	157-158
2023-24 Opponents' Series History	159-163
Last Time it Happened	164-165
All-Time Results	166-176



LITTLEJOHN COLISEUM -
PAGES 64,65

2023-24 SCHEDULE

Date	Day	Opponent	Time
Nov. 6	Mon.	Winthrop	7 p.m.
Nov. 10	Fri.	# UAB	9:30 p.m.
Nov. 12	Sun.	# Maryland/Davidson	TBD
Nov. 19	Sun.	Boise State	1 p.m.
Nov. 24	Fri.	Alcorn State	8 p.m.
Nov. 28	Tue.	^ Alabama	9:30 p.m.
Dec. 3	Sun.	* Pittsburgh	2 p.m.
Dec. 6	Wed.	South Carolina	8 p.m.
Dec. 9	Sat.	& TCU	4 p.m.
Dec. 16	Sat.	Memphis	TBA
Dec. 22	Fri.	Queens	6 p.m.
Dec. 29	Fri.	Radford	7 p.m.
Jan. 3	Wed.	* Miami (Fla.)	8 p.m.
Jan. 6	Sat.	* North Carolina	TBA
Jan. 10	Wed.	* Virginia Tech	7 p.m.
Jan. 13	Sat.	* Boston College	3 p.m.
Jan. 16	Tue.	* Georgia Tech	9 p.m.
Jan. 20	Sat.	* Florida State	4 p.m.
Jan. 27	Sat.	* Duke	4 p.m.
Jan. 30	Tue.	* Louisville	9 p.m.
Feb. 3	Sat.	* Virginia	2 p.m.
Feb. 6	Tue.	* North Carolina	7 p.m.
Feb. 10	Sat.	* Syracuse	12 p.m.
Feb. 14	Wed.	* Miami (Fla.)	7 p.m.
Feb. 17	Sat.	* NC State	7:45 p.m.
Feb. 21	Wed.	* Georgia Tech	7 p.m.
Feb. 24	Sat.	* Florida State	7:45 p.m.
Feb. 27	Tue.	* Pittsburgh	7 p.m.
March 2	Sat.	* Notre Dame	7:45 p.m.
March 5	Tue.	* Syracuse	7 p.m.
March 9	Sat.	* Wake Forest	6 p.m.
March 12-16	Tue-Sat.	! New York Life ACC Tournament	TBA

Note: All times are ET; home games in **bold**; # — Asheville Championship (Asheville, N.C.); ^ — ACC/SEC Challenge; & — Hall of Fame Series Toronto (Toronto, Ontario, Canada) * — ACC regular season game; ! — Washington, D.C. (Capital One Arena)

MEDIA GUIDE CREDITS

Written and edited by **Ben Winterrowd**. Editorial assistance by **Tim Bourret**. Photography by **Carl Ackerman**, **Jada Allred**, **Makenna Biehl**, **Ashley Jones**, **Jessica Jones**, **Craig Mahaffey**, **Bradley Moore**, **David Platt**, **Allen Randall**, **Vern Verna**, **Madison Williams**, **Ben Winterrowd**. Cover designs by **Blaze Watson**. Printed by **Martin Printing**.

QUICK FACTS

GENERAL INFORMATION

Location:	Clemson, SC 29633
Founded:	1889
Enrollment:	27,341
President:	James P. Clements (UMBC '85)
Director of Athletics:	Graham Neff (Georgia Tech '06)
Conference:	Atlantic Coast
Nickname:	Tigers
Colors:	Tiger Orange & Regalia
Arena:	Littlejohn Coliseum (9,000)
Web:	ClemsonTigers.com
Twitter / Instagram	@ClemsonMBB

MEN'S BASKETBALL STAFF

Head Coach

Brad Brownell (DePauw '91)
Clemson record: 241-177 (13 years)
Overall record: 408-262 (21 years)

Associate Head Coach

Billy Donlon (UNC Wilmington '99)

Assistant Coach

Sean Dixon (Presbyterian '07)

Assistant Coach

Dick Bender (West Maryland '86)

Director of Operations

Andy Assaley (Cincinnati '96)

Director of Basketball Strength & Conditioning

Preston Greene (Clemson '99)

Director of Player Development

Terrell McIntyre (Clemson '15)

Special Assistant to the Head Coach

Jeff Reynolds (UNC Greensboro '78)

Video Coordinator

Aaron Stevens (Clemson '19)

Athletic Trainer

Brad Crowe (Grand Valley State '10)

Graduate Managers

Joel Dance (Clemson '23)

AJ Morris (Alcorn State, '22)

ATHLETIC COMMUNICATIONS STAFF

Associate Director of Communications, Men's Basketball Contact

Ben Winterrowd (Western Illinois '11) C:630-862-8828

Email: winter@clemsion.edu

Associate AD/Communications and Strategic Initiatives

Jeff Kallin (Clemson, '07) C: 508-944-3859

Email: kallin@clemsion.edu

Mailing Address: P.O. Box 31, Clemson, SC 29633

Overnight Address: 100 Perimeter Road, Clemson, SC 29633

CLEMSON TIGERS RADIO NETWORK

Play-by-Play: Don Munson

Color Analyst: Tim Bourret

Engineer: Ben Milstead

2023-24 PERSONNEL BREAKDOWN

Lettermen Returning: 10

Name	Pos	Hgt	Wgt	Cl.	PPG	RPG	FG%	FT%
PJ Hall	F	6-10.5	238	Sr.	15.3	5.7	.535	.786
Chase Hunter	G	6-4.5	200	RSr.	13.8	3.0	.410	.813
Alex Hemenway	G	6-4	192	Gr.	6.9	1.8	.500	.750
Ian Schieffelin	F	6-8	238	Jr.	5.5	4.1	.511	.688
RJ Godfrey	F	6-8	228	So.	3.2	2.1	.597	.654
Chauncey Wiggins	F	6-10.5	210	So.	2.4	0.9	.444	.667
Josh Beadle	G	6-3.5	180	RSo.	2.3	1.0	.372	.636
Dillon Hunter	G	6-3.5	187	So.	1.4	1.2	.298	.600
Matt Kelly	G	6-2	175	Jr.	0.7	0.2	1.000	.000
Daniel Nauseef	F	6-7	210	Jr.	0.6	0.6	.667	.000

Newcomers: 6

Name	Cl.	Pos	Hgt	Wgt
Jack Clark	Gr.	F	6-10	207
Joseph Girard III	Gr.	G	6-2	189
Jake Heidbreder	Jr.	G	6-5.5	180
Andrew Latiff	Sr.	G	6-5	184
Bas Leyte	Gr.	F	6-10.5	225
Asa Thomas	Fr.	F	6-7	185

Lettermen Lost: 5

Name	Pos	Hgt	Wgt	PPG	RPG	FG%	FT%
Hunter Tyson	F	6-8	217	15.3	9.6	.479	.838
Brevin Galloway	G	6-3	210	11.2	2.4	.437	.869
Ben Middlebrooks	F/C	6-10	242	3.1	2.7	.480	.773
Jack Nauseef	G	6-1	163	0.2	0.2	.000	.500
Devin Foster	G	6-2	182	0.0	0.1	.000	.000

Starters Returning: 3 (Hall, Hunter, Schieffelin)

Starters Lost: 2 (Galloway, Tyson)

Top Returning Scorer: PJ Hall (15.3 ppg)

Top Returning Rebounder: PJ Hall (5.7 rpg)

Top Returning Assist Maker: Chase Hunter (138)

Top Returning FG Shooter: PJ Hall (.535, min. 100 attempts)

Top Returning 3-Point Shooter: Alex Hemenway (.471, min. 50 attempts)

Top Returning FT Shooter: Chase Hunter (.813, min. 30 attempts)

Top Returning Shot Blocker: PJ Hall (37)

Top Returnee in Steals: PJ Hall (22)

2023-24 ROSTER BREAKDOWN

By Class: 4 graduates, 3 seniors, 4 juniors, 4 sophomores, 1 freshman

By State: Georgia 5, South Carolina 4, Indiana 2, Illinois 1, New York 1, Ohio 1, Pennsylvania 1

By Country: United States 15, Netherlands 1

2022-23 SEASON REVIEW

Overall Record: 23-11

ACC Record: 14-6 (3rd)

Postseason: NIT, First Round

Associated Press Final Ranking: NR

USA Today Final Ranking: NR

ALL-TIME POSTSEASON PLAY

Overall NCAA Appearances: 13

Overall NCAA Tournament Record: 11-13

Last NCAA Appearance/Result: 2021, lost to Rutgers in the First Round, 56-60

Overall NIT Appearances: 18

Overall NIT Record: 19-18

Last NIT Appearance/Result: 2023/First Round



MEDIA INFORMATION

MEDIA ENTRANCE

The media entrance to Littlejohn Coliseum is located at the Southwest Entrance of the Burton Gallery. Writers are asked to proceed to the seating area in section 232 and photographers/videographers are asked to enter at the Loading Dock Entrance and to proceed down the ramp and out to the court.

MEDIA PARKING

A limited amount of media parking is available. Information related to parking will be announced prior to the season. Contact Ben Winterrowd at (630) 862-8828 or winter@clemsont.edu if you have any specific questions.

Radio network engineers will be allowed to park along the Avenue of Champions, which runs adjacent to the back loading dock entrance. The network television production truck in charge of broadcasting the game will park in its same location prior to renovations, at the northwest corner of the facility. Local television stations will not be permitted to park satellite trucks in the back loading dock area. Contact Rick Bagby (rbagby@clemsont.edu) if you have a question regarding parking for satellite trucks.

MEDIA SEATING

Members of the working media will be seated in section 232 of the upper arena, marked by gray tables. The seating area is well equipped with power outlets and wireless internet access as well as ethernet. The athletic communications office will label seating assignments prior to games.

MEDIA WORK AREAS

The working media are encouraged to utilize two spaces. Writers and radio personnel are encouraged to utilize the space afforded to them in section 232 of the upper arena. Photographers are encouraged to work from the workroom located off the playing floor in the corner behind the Clemson team bench area.

The postgame press conference room can be accessed from the floor by heading through either team tunnel. The media room is the final accessible door to the right in the tunnel area. The postgame press conference room is equipped with wireless internet access. Please note that this room will be converted into a press conference setup after halftime each game.

IN-GAME STATISTICS

Members of the media can follow in-game statistics on a laptop, iPad, tablet or phone. Statistics are generated each game at Clemson.StatBroadcast.com.

POSTGAME INTERVIEWS

The postgame interview location will be the final accessible door located on the right side of the tunnel hallway upon exiting the court. To access this area from section 232, utilize the stairwell located underneath the section and advance to the ground floor. Take an immediate right and the media room will be located on your right.

The head coaches of both teams will enter the designated postgame interview area after a minimum 10-minute cooling off period.

Clemson head coach Brad Brownell will appear after he has done his radio network interview. Clemson players will be available in the interview area no less than 15 minutes after the completion of the game. No postgame interviews are allowed outside of this designated room.

Please see the communications representative from the opposing team for access to their players.

BRAD BROWNELL AVAILABILITY

Head coach Brad Brownell is available throughout the week during the season. He is available via the ACC teleconference on Mondays during the conference regular season, starting in January. His pre-practice interviews will be held in the regular interview room location and virtually on Zoom.

PLAYER AVAILABILITY

Clemson players are available on Thursdays each week prior to practice. Please contact Ben Winterrowd at (630) 862-8828 for specific player requests.

All availability times and dates will be sent via email by Ben Winterrowd. Please contact Ben Winterrowd (winter@clemsont.edu) if you wish to be added to the mass distribution list.

CREDENTIALS

To obtain media credentials for games, please set up an account through SportsSystems.com/ClemsonBasketball. Click '2023-24 Clemson Basketball' to request credentials. Any spouses, dates or anyone 16 years of age and under will NOT be allowed in the press area.

Athletic Communications Office Mailing Address

P.O. Box 31

Clemson, SC 29633

Overnight Shipping Address

100 Perimeter Road (Jervey Athletic Center)

Clemson, SC 29633

Phone: (864) 656-2114

Atlantic Coast Conference Media Information

Address

P.O. Drawer ACC

Greensboro, NC 27417

4512 Weybridge Lane

Greensboro, NC 27407

Phone: (336) 851-6062

Fax: (336) 854-8797

ACC Communications Staff

Andy Fledderjohann, Associate Commissioner/MBB

Brandon McGinnis, Director of Communications

Claudia Close, Assistant Director of Communications

2023-24 ACC TELECONFERENCE SCHEDULE

The ACC head basketball coaches will be featured on eight separate Monday Zoom teleconferences during the 2023-24 season. The season's first teleconference will take place on Monday, January 8, and continue through Monday, March 4. Coaches participating in Monday games will not be on the call.

Each coach will have 10 minutes to make an opening statement and answer questions. Audio and video will be available from each teleconference on the Conference's internet site TheACC.com each Monday afternoon.

Brownell's full schedule is below and he will appear at 10:10 a.m. each week beginning Jan. 8 through March 4.

January 8 – 10:10 a.m.

January 15 – 10:10 a.m.

January 22 – 10:10 a.m.

January 29 – 10:10 a.m.

February 5 – 10:10 a.m.

February 12 – 10:10 a.m.

February 19 – 10:10 a.m.

February 26 – 10:10 a.m.

March 4 – 10:10 a.m.

BRAD BROWNELL WON HIS 400TH CAREER GAME LAST SEASON, WHILE LEADING THE TIGERS TO A 14-6 FINISH IN THE ACC.



TEAM ROSTER

No	Name	Pos	Hgt	Wgt	Year	Hometown	Previous School	Pronunciation
0	Josh Beadle	G	6-3.5	180	RSo.	Columbia, S.C.	Cardinal Newman HS	
1	Chase Hunter	G	6-4.5	200	RSr.	Atlanta, Ga.	Westlake HS	
2	Dillon Hunter	G	6-3.5	187	So.	Atlanta, Ga.	Westlake HS	
3	Jake Heidbreder	G	6-5.5	180	Jr.	Floyds Knobs, Ind.	Floyd Knobs HS/Air Force	<i>HIDE-breeder</i>
4	Ian Schieffelin	F	6-8	238	Jr.	Loganville, Ga.	Grayson HS	<i>CHEF-lynn</i>
5	Jack Clark	F	6-10	207	Gr.	Cheltenham, Pa.	Cheltenham/NC State	
10	RJ Godfrey	F	6-8	228	So.	Suwanee, Ga.	North Gwinnett HS	
11	Joseph Girard III	G	6-2	189	Gr.	Glens Falls, N.Y.	Glens Falls HS/Syracuse	
12	Alex Hemenway	G	6-4	192	Gr.	Newburgh, Ind.	Castle HS	
13	Andrew Latiff	G	6-5	184	Sr.	Clemson, S.C.	Daniel HS	<i>LUH-tiff</i>
15	Asa Thomas	F	6-7	185	Fr.	Lake Forest, Ill.	Lake Forest HS	<i>ACE-uh</i>
20	Matt Kelly	G	6-2	175	Jr.	Charleston, S.C.	Porter-Gaud HS	
21	Chauncey Wiggins	F	6-10.5	210	So.	Grayson, Ga.	Grayson HS	
24	PJ Hall	F	6-10.5	238	Sr.	Spartanburg, S.C.	Dorman HS	
32	Daniel Nauseef	F	6-7	210	Jr.	Dayton, Ohio	Chaminade Julianne Catholic	<i>NAW-seef</i>
33	Bas Leyte	F	6-10.5	225	Gr.	Bergen op Zoom, Netherlands	New Hampton HS/UNCG	<i>BOZ, LIGHT-uh</i>

Head Coach: Brad Brownell
 Associate Head Coach: Billy Donlon
 Assistant Coaches: Sean Dixon and Dick Bender
 Director of Basketball Operations: Andy Assaley
 Director of Recruiting: Lucas McKay
 Special Assistant to the Head Coach: Jeff Reynolds
 Director of Strength & Conditioning: Preston Greene
 Director of Player Development: Terrell McIntyre
 Sports Medicine: Brad Crowe
 Video Coordinator: Aaron Stevens
 Nutritionist: Michelle Sweeney
 Graduate Manager: Joel Dance and AJ Morris
 Undergraduate Managers: Tyler Pepicelli, Conner Pederson, Luke Ferrell, Sebastian Miller, Luke Ciprich, Hayden Johnson, Robert Liollo, Cameron White, Jameson Browne, Ryan Gormley, Farrakhan Jones-James, Will Buchert, Carter Berry



#0 JOSH BEADLE G • 6-3.5 • 180 • RSo. Columbia, S.C.
#1 CHASE HUNTER G • 6-4.5 • 200 • RSr. Atlanta, Ga.
#2 DILLON HUNTER G • 6-3.5 • 187 • So. Atlanta, Ga.
#3 JAKE HEIDBREDER G • 6-5.5 • 180 • Jr. Floyds Knobs, Ind.
#4 IAN SCHIEFFELIN F • 6-8 • 238 • Jr. Loganville, Ga.
#5 JACK CLARK F • 6-10 • 207 • Gr. Cheltenham, Pa.
#10 RJ GODFREY F • 6-8 • 228 • So. Suwanee, Ga.
#11 JOSEPH GIRARD III G • 6-2 • 189 • Gr. Glens Falls, N.Y.



#12 ALEX HEMENWAY G • 6-4 • 192 • Gr. Newburgh, Ind.
#13 ANDREW LATIFF G • 6-5 • 184 • Sr. Clemson, S.C.
#15 ASA THOMAS F • 6-7 • 185 • Fr. Lake Forest, Ill.
#20 MATT KELLY G • 6-2 • 175 • Jr. Charleston, S.C.
#21 CHAUNCEY WIGGINS F • 6-10.5 • 210 • So. Grayson, Ga.
#24 PJ HALL C • 6-10.5 • 238 • Sr. Spartanburg, S.C.
#32 DANIEL NAUSEEF F • 6-7 • 210 • Jr. Dayton, Ohio
#33 BAS LEYTE F • 6-10.5 • 225 • Gr. Beren op Zoom, Netherlands



BRAD BROWNELL Head Coach 14th Season
BILLY DONLON Associate Head Coach 2nd Season
SEAN DIXON Assistant Coach 2nd Season
DICK BENDER Assistant Coach 12th Season*
ANDY ASSALEY Operations 2nd Season
LUCAS MCKAY Recruiting 11th Season*
PRESTON GREENE Strength and Conditioning 3rd Season*
TERRELL MCINTYRE Player Development 7th Season



BRAD CROWE Sports Medicine 8th Season
AARON STEVENS Video Coordinator 2nd Season
MICHELLE SWEENEY Nutrition 3rd Season
JOEL DANCE Graduate Manager 1st Season
AJ MORRIS Graduate Manager 2nd Season

* – denotes multiple stints served on full-time staff for Clemson Basketball

SEASON OUTLOOK

The 2023-24 Clemson basketball team returns three starters and five key reserves from one of the most accomplished teams in school history. This year's club will also benefit from four transfers who have played a combined 393 college basketball games over 14 seasons of experience. The transfers have a combined 3,978 points, 1,469 rebounds and 754 assists.

It is difficult to compare experience levels across seasons, especially in this era of frequent transfers, but this will be one of the most experienced teams in many years.

The eight returning scholarship lettermen certainly had enough experiences for an entire career last year. The Tigers finished with a 23-11 record, including 14-6 in the Atlantic Coast Conference. The 14 wins broke a school record by three games. The .700 winning percentage was the third best in Clemson history, and better than 11 of the previous 13 Clemson teams that advanced to the NCAA Tournament.

Clemson started 7-0 and 10-1 in the ACC last year and the seven consecutive league wins tied a school record that dated to 1967. The Tigers had six wins over teams that reached the NCAA Tournament, just one less than Clemson's Sweet 16 team of 2018.

Many of the victories were in dominant fashion. The Tigers won eight ACC games by double digits and five of those were by at least 20 points. No other ACC team had as many league wins by that margin.

But at the end of the season, Clemson was denied a bid to the NCAA Tournament, a decision that was questioned by many of the national media, including Jay Bilas and Dick Vitale.

We review these facts because last year will be a motivator for those returning eight scholarship lettermen.

Depth should be one of the strengths for this year's Tiger team. "This team has as much depth as we have had since the 2018 and 2021 teams," said Brad Brownell, the winningest coach in Clemson history.

"Last year when we subbed, we were using true freshmen and, in some games, they were going against veteran players, and it was a challenge. But we only have one true freshman on the team this year."

Clemson has 12 players who have played at least a full season of college basketball and eight who have

played at least two years.

The Tigers should be strong on offense. As stated previously, this year's squad has eight scholarship players returning from the 2022-23 team that was the first in school history to shoot at least 46.0 percent from the field, 36.0 percent from three-point range and 78.0 percent from the foul line in the same year.

There are some areas where Brownell wants to see some improvement to take that extra step, so the NCAA Tournament committee has an easy decision on bid day.

"We have worked hard on rebounding and defense in the offseason. Hunter Tyson did a terrific job on the defensive boards last year (ranked second in the nation individually in defensive rebounds). We were second in the league in defensive rebounding percentage last year. Some players will have to step up in light of Tyson's graduation."

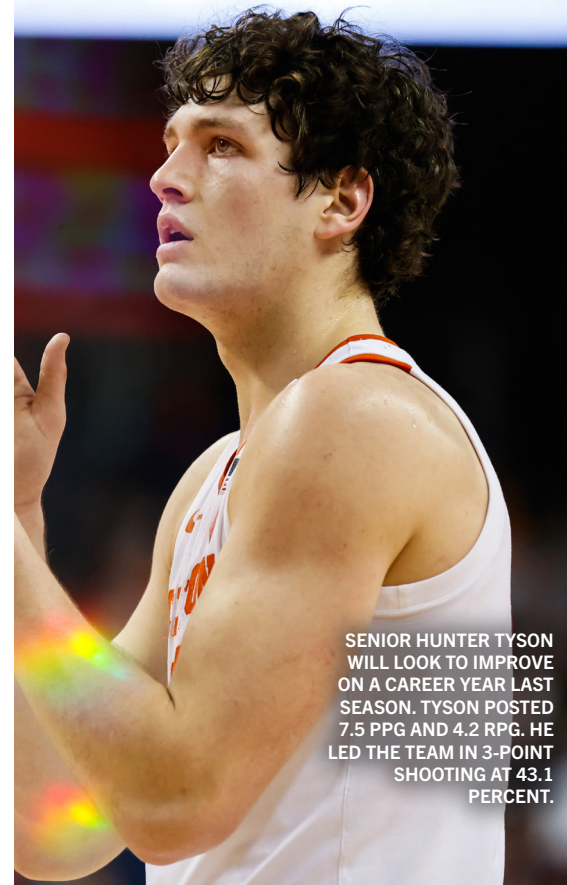
"We are always striving to improve on defense. We have players returning, but we have new players also and they must mesh defensively with our returning players."

While there are many veterans returning, Brownell does have to replace two starters and one other transfer, Ben Middlebrooks, who played 383 minutes last year. Hunter Tyson and Brevin Galloway were the second and fourth leading scorers on the 2022-23 team, respectively.

Tyson came back for his fifth year, and it was among the best decisions by a Clemson basketball player in the history of the program. The native of North Carolina was a First Team All-ACC selection as a small forward. He averaged a team best 9.6 rebounds to go with a 15.3 scoring average. Additionally, he won the Skip Prosser Award as the league's top all-around student-athlete. This past summer he was an early second-round selection of the Denver Nuggets.

Galloway averaged 11.2 points per game as a wing guard. He shot 87.0 percent from the foul line and added 76 rebounds and 73 assists. He is playing professionally overseas.

Tyson and Galloway provided outstanding leadership, especially Tyson who had been with the program for five years. Brownell will have to replace the intangibles Tyson provided, but he has veterans who can provide that role.



SENIOR HUNTER TYSON WILL LOOK TO IMPROVE ON A CAREER YEAR LAST SEASON. TYSON POSTED 7.5 PPG AND 4.2 RPG. HE LED THE TEAM IN 3-POINT SHOOTING AT 43.1 PERCENT.



HEAD COACH BRAD BROWNELL RETURNS FOR HIS 14TH SEASON AT THE HELM OF THE TIGERS' PROGRAM. THE TIGERS WON A RECORD 14 ACC GAMES AND FINISHED 15-2 AT HOME LAST SEASON.

SEASON OUTLOOK



CHASE HUNTER RETURNS FOR HIS FOURTH SEASON AS A TIGER AND THE TEAM'S THIRD-LEADING SCORER A SEASON AGO.

"Teams are better when they are player led," said Brownell. "It is a better situation when more than just the coaches can step in and challenge players. We had that last year because Hunter Tyson was so respected. He had a way of providing constructive criticism to his teammates."

Chase Hunter and PJ Hall have been around the program for at least four years and Brownell feels they can provide that. "We look for Chase to provide that leadership, certainly along with PJ. He is growing as a leader, and is a very positive guy."

Backcourt

Chase Hunter and Joseph Girard III are two experienced guards for Brownell's team this year. Hunter played as a wing guard his first three years at Clemson, then moved to the point a year ago. "I am really proud of the progress Chase made last year and I think he is ready for another big season," said Brownell.

"He developed confidence last year when he made the move to point guard. He really did a terrific job making that move. He finished with almost a 2:1 assist/turnover ratio. We look for him to improve on that as he gets more and more time at the position."

"His three-point shooting improved also. He has worked very hard on that. He did a really nice job of scoring when we needed it and running the team when we needed it."

Girard III played 125 games, scored 1,652 points and had 445 assists in his four years at Syracuse. Last year he averaged 16.2 points per game and shot 38.0 percent on three-point shots. His scoring average is first among returning ACC players. He comes to Clemson with 297 career made three-point goals, already more than any Clemson player has ever made.

"Obviously Girard is an outstanding shooter, but he is also a very smart player. He knows how to play the game and has a competitive spirit about him."

"After playing just about all zone at Syracuse he will have some things to learn when it comes to our system. We are going to ask him to do things that are different

from what he did at Syracuse. But he understands that. He has put in the time to be in tremendous shape."

Alex Hemenway, Josh Beadle and Dillon Hunter are three returning veterans in the backcourt. Hemenway is in his fifth year with the team and is ranked fifth in Clemson history in career three-point percentage with a .430 mark. He had an injury plagued season a year ago when he missed 14 games with a foot injury, but he was still fifth on the team in scoring average at 6.9 per game.

Beadle is an athletic guard who is the quickest player on the team. He played in 33 of the 34 games, two as a starter, and averaged 2.3 points per contest.

Dillon Hunter is Chase's younger brother and he provided depth off the bench in 33 games a year ago. He played nearly 400 minutes at point guard and had just 22 turnovers. His 40:22 assist/turnover ratio was second on the team to his brother.

Jake Heidbreder is another transfer who will help the backcourt position. A native of Indiana, he played 61 games in two years and scored 786 points at Air Force. He showed great improvement last year when he averaged 15.1 points per game. He is regarded as a versatile player who could move to a wing position. A transfer, he still has another year of eligibility after this season.

Frontcourt

Certainly, the leader of the front court and in many ways, the team, is 6-10 center PJ Hall. The senior from Spartanburg, S.C. averaged 15.3 points per game last year when he was a Third Team All-ACC selection. He improved in every area offensively as he shot 53.5 percent from the field, 40.0 percent on three-point shots and 79.0 percent from the foul line. He was even better in ACC games with a 17.6 average, 54.0 percent from the field and 83.0 percent from the line.

"PJ just completed a great offseason where he attended the NBA Combine. He benefitted from that experience, and it showed him some areas he needs to improve on, but also gave him more confidence. He showed great improvement on his 3-point shooting last year and has continued to work on it. He has also put in

ALEX HEMENWAY RETURNS TO CLEMSON FOR HIS FIFTH SEASON AND LOOKS TO ADD HIS ELITE SHOOTING CAPABILITY TO A DEEP ROSTER.



SEASON OUTLOOK

a lot of time working on using his left hand and rebounding.”

Ian Schieffelin is a second returning starter in the Clemson frontcourt. The 6-7 forward from Loganville, Ga. averaged 5.5 points and 4.1 rebounds per game last year when he started 22 games and averaged 20 minutes per game. Schieffelin is an outstanding passer who had 64 assists against just 37 turnovers last year.

“Ian is coming back from a broken finger on his shooting hand over the summer. He has worked hard on his 3-point shooting, but the broken finger slowed his progress this summer. We need him to hit some threes to stretch the defense like he did against NC State in the ACC Tournament last year (3-3). He is a competitive and physical player who is a very good passer.”

Speaking of NC State, Jack Clark was a starter for the Wolfpack last year, but is now at Clemson for his final year of college basketball. The graduate student is in his fifth year of college basketball after playing three years at LaSalle, then last year at NC State. Clark averaged nine points and seven rebounds for the Wolfpack’s NCAA Tournament team last year. Like Schieffelin he missed some time this past summer (sports hernia) and is working hard on his 3-point shooting.

Two young, talented, Clemson forwards return from last season. RJ Godfrey and Chauncey Wiggins combined to play 731 minutes last year and had flashes of brilliance, flashes that Brownell expects to see more of this year.

“RJ and Chauncey have been healthy the entire offseason and they both add a lot of athleticism to our team. RJ is very competitive and did a good job finishing around the basket last year. He has been working hard at both ends on his play 15 feet and more from the basket.”

Wiggins might be the opposite in his offseason work. “Chauncey was a 40.0 percent 3-point shooter last year. He plays with more poise than most players his age. He sees the court because of his height when he is on the wing. He has been working hard to add some weight and strength and we have challenged him to drive more and score on inside post moves.”

Godfrey averaged 3.2 points a game and led the team in field goal percentage at nearly 60.0 percent. Wiggins averaged 2.4 points a game last year, but improved as the season went on. He connected on 48.0 percent of his 3-point shots in conference play.

Two new players, one a freshman and one a graduate, will also contribute to the frontcourt this year. Asa Thomas is a 6-8 true freshman from Lake Forest, Ill. who hopes to follow in the path of Hunter Tyson over the next few years. “Asa is a player who can help us at multiple positions. He played in a good league just north of Chicago and is the product of a good high school program.”

Bas Leyte is a 6-10 frontcourt player who comes to Clemson after four years at UNCG. He will provide the important role as backup to PJ Hall. Leyte averaged 7.6 points and 4.3 rebounds last year at UNCG and is a veteran of 121 college games at the Division I level. He has 640 points and 413 rebounds entering this season.

The Schedule


The Tigers will face a challenging schedule from November through the end of the regular season in March. The slate includes non-conference games against Alabama, South Carolina, UAB, and Memphis. Clemson also will face TCU in Toronto, Canada, Clemson’s first ever basketball game in that country.

The ACC slate begins at Pittsburgh on Sunday, December 3. Three of the first four conference games are on the road, including playing at the Panther program that went to the NCAA Tournament last year, and at last year’s Final Four Miami (Fla.) team on Jan. 3. Clemson’s only home game the first four league games of the season is against North Carolina on Jan. 6.

Clemson’s 20 ACC games include two games each against Florida State, Georgia Tech, Pittsburgh, Syracuse, Miami (Fla.) and North Carolina.



CHAUNCEY WIGGINS IS PRIMED TO TAKE THE NEXT STEP IN HIS CAREER THIS SEASON AFTER COMING ON LATE LAST YEAR FOR THE TIGERS.



IAN SCHIEFFELIN STARTED 22 GAMES LAST SEASON AND ADDED 5.5 POINTS AND 4.1 REBOUNDS PER CONTEST.

TV & RADIO ROSTER



#0 JOSH BEADLE
G • 6-3.5 • 180 • RSo.
Columbia, S.C.



#1 CHASE HUNTER
G • 6-4.5 • 200 • RSr.
Atlanta, Ga.



#2 DILLON HUNTER
G • 6-3.5 • 187 • So.
Atlanta, Ga.



#3 JAKE HEIDBREDER
G • 6-5.5 • 180 • Jr.
Floyds Knobs, Ind.



#4 IAN SCHIEFFELIN
F • 6-8 • 238 • Jr.
Loganville, Ga.



#5 JACK CLARK
F • 6-10 • 207 • Gr.
Cheltenham, Pa.



#10 RJ GODFREY
F • 6-8 • 228 • So.
Suwanee, Ga.



#11 JOSEPH GIRARD III
G • 6-2 • 189 • Gr.
Glens Falls, N.Y.



#12 ALEX HEMENWAY
G • 6-4 • 192 • Gr.
Newburgh, Ind.



#13 ANDREW LATIFF
F • 6-5 • 184 • Sr.
Clemson, S.C.



#15 ASA THOMAS
F • 6-7 • 185 • Fr.
Lake Forest, Ill.



#20 MATT KELLY
G • 6-2 • 175 • Jr.
Charleston, S.C.



#21 CHAUNCEY WIGGINS
F • 6-10.5 • 210 • So.
Grayson, Ga.



#24 PJ HALL
C • 6-10.5 • 238 • Sr.
Spartanburg, S.C.



#32 DANIEL NAUSEEF
F • 6-7 • 210 • Jr.
Dayton, Ohio



#33 BAS LEYTE
F • 6-10.5 • 225 • Gr.
Bergen op Zoom, Netherlands



BRAD BROWNELL
Head Coach
14th Season at Clemson



BILLY DONLON
Associate Head Coach
2nd Season at Clemson



SEAN DIXON
Assistant Coach
2nd Season at Clemson



DICK BENDER
Assistant Coach
12th Season at Clemson



TEAM PHOTO



BACK (Left to Right): Assistant Coach Sean Dixon, Associate Head Coach Billy Donlon, Head Coach Brad Brownell, Ian Schieffelin, Chauncey Wiggins, Bas Leyte, P.J. Hall, R.J. Godfrey, Jack Clark, Asa Thomas, Daniel Nauseef, Assistant Coach Dick Bender, Director of Recruiting, Lucas McKay, Athletic Trainer Brad Crowe
FRONT (Left to Right): Director of Operations Andy Assaley, Graduate Manager Joel Dance, Director of Player Development Terrell McIntyre, Matt Kelly, Josh Beadle, Jake Heidbreder, Dillon Hunter, Chase Hunter, Joseph Girard III, Alex Hemenway, Andrew Latiff, Strength and Conditioning Coach Preston Greene, Video Coordinator Aaron Stevens, Special Assistant to the Head Coach Jeff Reynolds, Graduate Manager AJ Morris

CLASS PHOTOS



MEET THE PLAYERS



PJ HALL

JACK CLARK



GRADUATE • FORWARD
6-10 • 207
#5 • CHELTENHAM, PA.
CHELTENHAM HS
NC STATE / LA SALLE



2022-23 (NC STATE)

- » Made return to lineup on 2/11 at Boston College after missing previous 10 games due to injury suffered at end of Clemson game (Dec. 30).
- » Scored 6 points, knocking down both three-point attempts and added four rebounds and an assist in 10 minutes at Boston College (Feb. 11).
- » Stuffed stat sheet with 14 points, 9 rebounds and a career-high 6 assists in win over Louisville (Dec. 22).
- » Posted a double-double with 10 points/10 rebounds and added a career-high 5 steals in win over Campbell (Nov. 11)
- » Made NC State debut on Nov. 7 vs. Austin Peay and had 15 points, 7 rebounds, 3 steals and a career-high tying 2 blocks

2021-22 (LA SALLE)

- » Averaged 12.0 points per game, improving the number to 13.7 points in conference play.
- » Played in all 30 contests, starting in 23.
- » Recorded a double-double on opening night with 12 points and 11 rebounds against Sacred Heart.
- » Scored 18 points and tallied seven rebounds at Delaware and went for 18 points and eight rebounds against FDU in 26 minutes.
- » Produced 21 points to lead a second half surge for the Explorers over Saint Joseph's on Hawk Hill.
- » Started a five-game streak of double digits with 13 points and eight rebounds against Richmond.
- » Tallied 16 points, five rebounds and five assists against UMass and led the Explorers with 18 points at Davidson.
- » Grabbed a second double-double with 17 points and 11 rebounds.
- » Netted 18 points in the win over George Mason and had 19 points and four steals on the road at Richmond.
- » Scored 18 points in back-to-back games over Saint Louis and UMass on the road and had 13 points and nine rebounds in the 15 point comeback win over Dayton on Senior Day.
- » Had a career night in Pittsburgh, scoring 30 points and grabbing eight rebounds against Duquesne on 13-19 shooting, becoming the first Explorer to hit 30 points since December 2019.
- » Had 20 points and 13 rebounds to help the Explorers past St. Joe's in the first round of the Atlantic 10 Tournament.

2020-21 (LA SALLE)

- » Returned from injury to play in 24 games, including 19 starts. Led Explorers in scoring (9.9 ppg) and ranked second in rebounding (5.2 rpg).
- » Had 12 games in which he scored 10 or more points.
- » Tallied 18 points, including 4-of-8 showing from three-point range, in road contest at Army.
- » Grabbed career-high 13 rebounds in victory over Drexel.
- » Scored 12 points in 16 minutes of action at Maryland.
- » Averaged 15.5 points per game over two games vs. Fordham.
- » Registered 15 points and nine rebounds in home win over Saint Louis.

2019-20 (LA SALLE)

- » Medical Redshirt.

2018-19 (LA SALLE)

- » Missed first seven games of season while recovering from injury suffered in high school.
- » Averaged 10.6 points and 4.3

rebounds in nine games played.

- » Made collegiate debut at The Palestra against No. 23 Villanova, hitting three three-pointers in 27 minutes of action.
- » In next game against Bucknell, went for 21 points on an efficient 4-for-8 from the field. Made 10 of 12 free throws and also had five rebounds.
- » Had nine points, seven rebounds and five assists in win over Alabama A&M.
- » Scored 11 points in Boardwalk Battle title game victory vs. Towson.
- » Posted 14 points and had three steals against Saint Louis.
- » Suffered lower-body injury against George Washington in the middle of January and sat out remainder of season.

BEFORE LA SALLE

- » Rated three-star recruit by both 247Sports and ESPN.com
- » Fourth-ranked player in state of Pennsylvania's Class of 2018 by ESPN
- » Missed majority of senior season due to injury. Was on pace to score 1,000 points in high school career before his season was cut short.
- » Voted "Best Male Athlete" at Cheltenham High School in 2018 and also Most Valuable Athlete of senior class and named "Mr. Panther", an award given to senior who excels in the classroom and on the athletic fields.
- » First Team All-Suburban One League in 2018
- » Named MVP of Tip-Off Tournament
- » Three-year varsity letterwinner who was named co-captain as a senior
- » As a junior, helped Cheltenham advance to semifinals of PIAA Class 6A District Tournament
- » Second-team Suburban One League honoree
- » Scored 32 points against Emmaus in opening round of State Tournament
- » Earned invite to Under Armour All-America Camp (2017)
- » Named Mr. PA Basketball 'Tremendous 25'
- » Three-time All-City Classic selection
- » Played AAU for Philly Pride, coached by Sean Colson

PERSONAL

- » Born February 14, 2000
- » Son of Jill and Tony Clark
- » Majoring in athletic leadership



CLARK'S CAREER HIGHS

Points:	30 at Duquesne (3/5/22)
Field Goals Made:	13 at Duquesne (3/5/22)
Field Goal Attempts:	20 vs. St. Joseph's (3/9/22)
3-Pointers Made:	5 at St. Joseph's (1/17/22)
3-Point Attempts:	14 at Davidson (1/29/22)
Free Throws Made:	10 vs. Bucknell (12/4/18)
Free Throw Attempts:	12 vs. Bucknell (12/4/18)
Rebounds:	13, twice, last vs. St. Joseph's (3/9/22)
Offensive Rebounds:	5, 3x, last at Duke (2/28/23)
Assists:	6 vs. Louisville (12/22/22)
Blocked Shots:	2, 3x, vs. last vs. Pittsburgh (12/2/22)
Steals:	5 vs. Campbell (11/11/22)
Minutes:	42 at Delaware (11/17/21)

CLARK'S CAREER STATISTICS

Year	GP-GS	Min/Avg	FG-FA	Pct	3FG-FA	Pct	FT-FTA	Pct	OR/Reb/Avg	A-T	BS-ST	Pf-D	Pts/Avg
2018-19*	9-1	242	28-68	.412	16-39	.410	23-30	.767	13/39/4.3	10-10	2-9	20-0	95/10.6
2020-21*	24-19	619	91-231	.394	32-116	.276	23-29	.793	28/124/5.2	28-47	7-22	53-1	237/9.9
2021-22*	30-23	912	133-346	.384	48-161	.298	47-59	.797	51/175/5.8	49-57	7-35	48-1	361/12.0
2022-23^	23-17	618	79-181	.436	28-97	.289	21-25	.840	46/158/6.9	35-11	9-39	48-2	207/9.0
Totals	86-60	2391	331-826	.401	124-413	.300	114-143	.797	138/496/5.8	122-125	25-105	169-4	900/10.5

Note: * - La Salle; ^ - NC State



JACK CLARK

CLARK GAME BY GAME, 2022-23 (NC STATE)

Date	Opponent	Min	F-FGA	3-3A	FT-FA	Of-RB	A-T	B-S	PF	Pts
11/7	Austin Peay	28:11	6-11	3-6	0-0	1-7	2-1	2-3	1	15
11/11	Campbell	31:23	2-7	0-3	6-7	2-10	2-0	1-5	2	10
11/15	FIU	11:26	1-4	0-2	0-0	0-0	1-0	0-0	2	2
11/19	Elon	35:25	9-18	3-10	0-0	2-10	2-0	1-2	2	21
11/23	vs Kansas	33:02	2-6	1-4	0-0	0-3	0-2	0-0	3	5
11/24	vs Dayton	34:57	5-9	0-3	0-0	3-9	1-0	1-2	4	10
11/25	vs Butler	27:18	4-9	2-4	0-0	2-8	0-2	0-3	1	10
11/29	William & Mary	25:57	5-8	2-4	0-0	1-6	1-1	1-3	3	12
12/2	Pittsburgh	26:21	0-8	0-7	2-2	2-9	1-0	2-1	3	2
12/6	Coppin St.	31:34	1-7	0-4	1-2	4-10	5-1	0-3	2	3
12/10	Miami (FL)	10:55	1-1	1-1	0-0	0-5	1-1	0-1	5	3
12/13	Furman	25:27	5-8	2-5	3-3	1-4	2-1	0-3	0	15
12/17	vs Vanderbilt	33:40	2-7	2-6	1-2	2-8	0-0	1-1	1	7
12/22	Louisville	36:52	4-11	1-7	5-5	1-9	6-0	0-1	0	14
12/30	at Clemson	33:07	2-7	1-3	2-3	5-11	3-0	0-1	2	7
2/11	at Boston College	09:20	2-2	2-2	0-0	2-4	1-0	0-0	1	6
2/14	at Syracuse	31:20	7-14	1-4	0-0	5-9	1-0	0-0	3	15
2/19	North Carolina	25:11	2-6	2-4	0-0	3-8	2-0	0-0	3	6
2/22	Wake Forest	14:04	3-6	1-2	0-0	2-3	1-0	0-2	1	7
2/28	at Duke	24:38	6-10	0-3	1-1	5-7	0-0	0-1	3	13
3/8	vs Virginia Tech	18:43	5-8	1-4	0-0	0-1	0-0	0-0	5	11
3/9	vs Clemson	29:49	4-8	2-6	0-0	2-7	3-2	0-4	1	10
3/17	vs Creighton	38:59	1-6	1-3	0-0	1-10	0-0	0-1	0	3
Totals		617:38	79-181	28-97	21-25	46-158	35-11	9-39	48	207

CLARK GAME BY GAME, 2020-21 (LA SALLE)

Date	Opponent	Min	F-FGA	3-3A	FT-FA	Of-RB	A-T	B-S	PF	Pts
11/26	at St. John's	17	1-7	0-4	1-2	1-4	1-2	0-2	1	3
11/27	St. Peter's	21	1-7	0-4	2-3	1-5	2-0	1-0	0	4
12/6	at Army	29	5-10	4-8	4-4	0-9	1-4	1-1	2	18
12/8	Lincoln(Pa.)	25	5-11	2-5	3-3	2-9	0-6	0-1	1	15
12/12	at Drexel	29	3-7	1-3	0-0	2-13	0-3	0-1	0	7
12/16	UMass	17	4-6	1-3	0-0	1-2	1-1	1-1	2	9
12/19	Delaware	36	2-9	0-6	0-0	2-6	2-3	1-2	3	4
12/22	at Maryland	16	5-9	2-3	0-0	0-2	0-2	0-0	5	12
12/30	at Dayton	22	5-11	2-7	0-0	0-2	0-1	1-1	3	12
1/2	Fordham	23	6-9	2-4	1-1	0-4	0-0	0-0	4	15
1/9	at UMass	27	2-10	1-3	2-4	2-5	2-3	0-0	3	7
1/13	at George Mason	32	2-13	1-6	0-0	1-6	1-4	0-1	1	5
1/16	Davidson	23	3-10	1-5	0-0	1-3	1-1	0-0	0	7
1/18	St. Joseph's	20	3-7	1-3	0-0	0-4	2-1	0-3	2	7
1/23	at Richmond	21	4-8	1-2	1-1	2-4	0-0	0-0	4	10
1/27	Rhode Island	22	4-6	1-3	0-0	0-2	0-3	0-1	4	9
1/30	at VCU	34	5-12	1-5	0-0	2-8	1-3	1-2	3	11
2/3	Saint Louis	37	6-8	3-4	0-0	2-9	3-3	1-0	1	15
2/6	at Fordham	33	6-15	2-6	2-4	1-4	2-1	0-2	4	16
2/9	at St. Louis	28	3-16	3-11	0-0	0-0	4-0	0-0	1	9
2/16	at Saint Louis	32	6-12	1-5	0-0	3-6	1-1	0-0	1	13
2/20	at St. Joseph's	28	4-10	1-7	2-2	2-6	2-0	0-0	3	11
2/24	Duquesne	25	2-7	0-3	2-2	0-3	2-4	0-2	3	6
3/3	St. Joseph's	22	4-11	1-6	3-3	3-8	0-1	0-2	2	12
Totals		619	91-231	32-121	23-29	28-96	36-47	7-22	53	237

CLARK GAME BY GAME, 2021-22 (LA SALLE)

Date	Opponent	Min	F-FGA	3-3A	FT-FA	Of-RB	A-T	B-S	PF	Pts
11/9	Sacred Heart	37	5-17	2-7	0-0	3-11	3-1	1-0	3	12
11/13	Albany	28	3-9	1-5	2-2	2-2	1-1	0-1	0	9
11/17	Delaware	42	7-17	1-4	3-4	1-7	1-1	1-2	3	18
11/20	Army	28	1-8	0-2	2-2	1-9	1-4	0-0	2	4
11/28	Villanova	20	1-4	0-1	0-0	1-4	0-0	0-0	0	2
12/1	at Temple	24	2-11	0-3	3-3	2-3	0-2	0-1	1	7
12/4	Holy Cross	9	0-1	0-1	0-0	1-1	2-3	0-0	1	0
12/7	FDU	26	6-9	2-5	4-6	1-8	1-1	0-1	1	18
12/11	Penn	14	1-5	0-2	0-0	1-3	0-0	0-0	1	2
12/18	at Bucknell	29	7-11	4-6	0-0	3-4	1-3	1-2	4	18
12/30	Fordham	31	2-8	0-4	1-2	4-8	2-5	0-0	3	5
1/8	VCU	24	2-6	2-4	0-0	0-0	2-5	0-1	2	6
1/11	St. Bona	21	4-10	2-6	0-0	1-2	1-0	0-0	2	10
1/17	at St. Joseph's	34	7-15	5-10	2-2	1-6	2-1	0-1	0	21
1/19	at Rhode Island	32	4-11	1-3	0-0	2-9	2-4	0-3	2	9
1/22	Richmond	35	4-13	0-5	5-5	2-8	3-4	0-0	1	13
1/26	UMass	37	6-11	2-6	2-2	0-5	5-3	1-0	1	16
1/29	at Davidson	38	7-18	4-14	0-0	4-6	1-1	0-1	4	18
2/2	at GW	36	5-18	2-8	5-6	4-11	2-0	0-3	1	17
2/5	George Mason	38	6-11	3-6	3-3	0-4	3-0	2-2	0	18
2/8	Saint Louis	26	1-8	0-3	0-0	2-3	3-2	0-1	3	2
2/12	at Richmond	38	7-17	3-11	2-3	0-5	0-2	0-4	5	19
2/16	at Saint Louis	31	7-16	2-7	2-2	3-4	1-2	0-2	0	18
2/19	at UMass	28	5-12	3-8	5-7	0-2	0-4	0-4	4	18
2/23	at Fordham	36	3-10	2-6	0-0	1-5	0-2	0-1	1	8
2/26	Dayton	38	4-10	2-6	3-4	1-9	1-1	1-2	2	13
3/2	St. Joseph's	31	3-12	0-4	0-0	3-6	2-2	0-1	3	6
3/5	at Duquesne	36	13-19	4-6	0-1	3-8	3-2	0-1	2	30
3/9	St. Joseph's	33	9-20	1-3	1-3	3-13	3-1	0-1	2	20
3/10	Saint Louis	32	1-9	0-5	2-2	1-9	3-0	0-0	3	4
Totals		912	133-336	48-161	47-57	51-175	49-57	7-35	48	361

CLARK GAME BY GAME, 2018-19 (LA SALLE)

Date	Opponent	Min	F-FGA	3-3A	FT-FA	Of-RB	A-T	B-S	PF	Pts
12/1	Villanova	27	3-4	3-4	0-0	0-1	1-0	0-0	4	9
12/4	Bucknell	32	4-8	3-5	10-12	0-5	2-2	1-1	4	21
12/8	Penn	34	1-9	1-6	3-4	1-2	0-1	0-0	3	6
12/21	Alabama A&M	24	4-8	0-2	1-2	2-7	5-2	0-0	1	9
12/22	Towson	31	4-9	3-5	0-0	4-6	1-1	0-2	1	11
1/5	at UMass	28	3-9	1-4	2-2	1-6	0-1	0-1	1	9
1/9	at VCU	21	2-5	1-2	4-6	3-6	0-2	0-0	4	9
1/12	Saint Louis	28	4-8	3-7	3-4	0-3	1-0	0-3	1	14
1/16	GW	17	3-8	1-4	0-0	2-3	0-1	1-2	1	7
Totals		242	28-68	16-39	23-30	13-39	10-10	2-9	20	95



JOSEPH GIRARD III



GRADUATE • GUARD
6-2 • 189
#11 • GLENS FALLS, N.Y.
GLENS FALLS HS
SYRACUSE



» Joseph Girard III comes to Clemson for his last season of college basketball and will be the leading returning scorer in the ACC this year with a 16.2 average.

SENIOR YEAR (SYRACUSE)

- » Girard was one of 20 players named to the Jerry West Award watch list prior to the season. The award recognizes the top shooting guard in college basketball
- » The senior's team-high 19 points led the way in the season opener against Lehigh
- » He had 21 points, including five 3-pointers, when the Orange defeated Northeastern
- » He scored a career-high 31 points in the Empire Classic, overtime victory against Richmond
- » Girard dropped 20 points at Notre Dame
- » He led the team in scoring with 18 points, thanks in part to four 3-pointers, in a win against Oakland and totaled six assists
- » Girard's game-high 24 points lifted the Orange past Boston College at home
- » The senior poured in 28 points, four assists and a season-high seven rebounds in a one-point road victory at Louisville
- » The guard hauled in a season-high seven rebounds and scored 26 points in a road triumph versus Florida State
- » He had a game-high 21 points against Duke

JUNIOR YEAR (SYRACUSE)

- » In the home victory against Lafayette, Girard scored a team high 20 points and was a perfect 5-of-5 on 3-point attempts.
- » He recorded his season high in points (27) and assists (eight) in the game against Colgate.
- » In 44 minutes against Indiana, Girard scored 22 points and dished five assists to help the Orange to victory.
- » In Girard's 23-point effort versus Clemson, he was 6-of-9 from the field, including 4-of-5 on 3-point tries, and 7-of-7 from the foul line.
- » Girard propelled the Orange to victory against NC State posting a double-double performance with 19 points and 10 assists.
- » Against Duke, Girard contributed 18 points and two assists in 34 minutes of play.
- » He led Syracuse past Florida State in the ACC Tournament by scoring 16 points.
- » He played all 40 minutes and scored 23 points versus Duke in the ACC Tournament.
- » Girard was named to the 2021 Fall and 2022 Spring Athletic Director's Honor Roll (3.0-or-better grade-point-average).

SOPHOMORE YEAR (SYRACUSE)

- » He was named to the 2020 Fall Athletic Director's Honor Roll (3.0-or-better grade-point-average).
- » Girard III grabbed seven rebounds and hit a crucial 3-point down the stretch in the season-opening win versus Bryant.
- » He hit six 3-pointers and totaled 21 points in the win versus Rider.
- » He had a complete stat line in the win at Boston College, tallying 17 points, five rebounds and five assists.
- » Girard scored 21 points, snagged six steals and went a perfect 9-9 from the charity stripe in the win against Northeastern.
- » Girard gave the Orange 18 points and eight assists in the win against Georgetown.
- » He had a season-high 23 points in the home win against Miami
- » Girard was named to the All-ACC Academic Team.
- » Girard III scored 14 points in the ACC Tournament win against NC State. He grabbed six boards, snagged



GIRARD III'S CAREER HIGHS

Points:	31 vs. Richmond (11/21/22)
Field Goals Made:	12 vs. Richmond (11/21/22)
Field Goal Attempts:	24 vs. Richmond (11/21/22)
3-Pointers Made:	7 at Miami (Fla.) (1/5/22)
3-Point Attempts:	12, 4x, last vs. Colgate (11/15/22)
Free Throws Made:	11 vs. NC State (1/31/21)
Free Throw Attempts:	12 vs. NC State (1/31/21)
Rebounds:	9 at Notre Dame (1/22/20)
Offensive Rebounds:	3 at Notre Dame (1/22/20)
Assists:	10 at NC State (2/2/22)
Blocked Shots:	1, 6x, last at Miami (Fla.) (1/5/22)
Steals:	6 vs. Northeastern (12/16/20)
Minutes:	45 at North Carolina (2/28/22)

GIRARD III'S CAREER STATISTICS

Year	GP-GS	Min/Avg	FG-FA	Pct	3FG-FA	Pct	FT-FTA	Pct	OR/Reb/Avg	A-T	BS-ST	Pf-D	Pts/Avg
2019-20*	32-30	1058/33.1	122-352	.347	70-217	.323	84-94	.894	5/97/3.0	113-60	3-47	47-0	398/12.4
2020-21*	28-28	775/27.7	92-259	.355	50-150	.333	39-50	.780	6/82/2.9	98-59	2-39	34-0	273/9.8
2021-22*	33-33	1122/34.0	142-362	.392	89-221	.403	82-93	.882	11/92/2.8	138-92	1-53	42-0	455/13.8
2022-23*	32-32	1109/34.7	177-439	.403	88-231	.381	84-98	.857	6/90/2.8	95-78	0-26	31-0	526/16.4
Totals	125-123	4064/32.5	533-1412	.377	297-819	.363	289-335	.863	28/361/2.9	444-289	6-165	154-0	1652/13.2

Note: * - Syracuse



JOSEPH GIRARD III

three steals, and tied for the team-lead with four assists in the ACC Tournament quarterfinals against Virginia.

» Girard III tallied 12 points and led the team in assists (7) and rebounds (6) during the NCAA Tournament victory against San Diego State. He led the team with seven assists, scored 12 points, and grabbed six boards in the Second Round victory against third-seeded West Virginia. Girard gave the Orange 12 points in the Sweet Sixteen against Houston.

FRESHMAN YEAR (SYRACUSE)

» Girard III scored three points with two assists in his season debut against Virginia.

» In his first Syracuse start, Girard III produced 24 points, on 7-8 (.875) shooting, in a home triumph versus Seattle.

» Girard reached double-digit points (12) while leading the team in assists (6) en route to victory against Bucknell. He notched 12 points for the second consecutive game and tied for the team lead in steals (3) in a losing effort against Oklahoma State.

» He gave the Orange 20 points and seven assists in a win against Oakland.

» He had a career-high 30 points and shot 11-for-12 from the charity stripe in a home-court loss to NC State.

» He had his fifth consecutive game with double-digit points when he scored 16 points during a win at Pittsburgh.

GLENS FALLS HIGH

He led Glens Falls to New York State Public High School Athletic Association (NYSPHSAA) Class B state titles in football (2016, 2018) and basketball (2019) ... He was coached in basketball by Robert Girard ... Girard III made his varsity debut as an eighth grader in 2014-15, scoring 31 points, versus Fonda-Fultonville ... The Indians lost in the quarterfinals of the Section II Class A Playoffs, ending their season at 9-11 ... Girard III averaged 21.7 ppg. ... He became the first eighth grader to be named to the Foothills Council Second Team ... Girard III earned All-State Class A Honorable Mention Honors ... At Amsterdam, he scored 52 points in a 87-82 win ... Girard III posted five 40-point games in his freshman season ... In the Foothills Council Championship, Girard III scored 31 points to help Glens Falls clinch the title ... The Indians lost to Hudson Falls, 82-78, in the Section II Class B Finals, despite Girard's 39-point effort ... He averaged 33.9 points and Glens Falls was 20-4 ... He was the first freshman Foothills Council League MVP ... Girard III earned NYS All-State Class B First Team honors ... In 2016-17, the Indians won their first 24 games ... The program's only loss came in the Boys Class B Regional Semifinal to Canton, 87-63 ... Over the last six games — a win against Amsterdam in the Foothills Council Championship, four triumphs in the Boys Class B Section II Tournament and the loss to Canton — Girard III averaged 38.3 points-per-game ... His season average was 36.4 ppg. ... He was named All-USA New York Second Team ... Girard III was the 2017-18 New York State Sports Writers Association (NYSSWA) Class B Player of the Year ... The Indians were 20-3 and finalists in the Boys Class B Section II Tournament ... He was the New York Gatorade and the All-USA New York player of the year ... He averaged 50.0 points ... Girard III scored between 40-49 points 12 times, 50-59 nine times and 60-or-more twice ... Girard III had a season-high 60 points to help Glens Falls defeat Amsterdam, 86-76 ... He equaled that output when the Indians defeated Schuylerville in the Boys Class B Section II Tournament ... Girard III scored 50-or-more points in four straight wins — 50 versus Hoosick Falls (87-82), 50 to help the Indians defeat South Glens Falls (87-57), 50 versus Schuylerville (81-64) and 59 in a win versus Broadalbin-Perth (104-71) ... When he had 44 points at Amsterdam on January 30, Girard III became the all-time leading scorer in the state ... He broke the record of 2,946 owned by Lance Stephenson from Brooklyn's Abraham Lincoln High School ... The 2018-19 Glens Falls basketball team won the state and federation Class B championships, and finished with a 29-1 record ... Glens Falls beat Lowville for the state crown, 75-74, and Girard III had 50 points ... The Indians beat Cardinal O'Hara for the federation title, 88-79. Girard III had 43 points ... Girard III scored 34-or-more points in 29-of-30 games ... Girard III had a scholastic-best 69 points, a Section II record, when Glens Falls beat Schuylerville, 98-83 ... When the Indians defeated Watervliet two weeks later, 88-70, Girard III had 60 ... He ended his high school career with 4,763 points, good for 10th place on the all-time list, according to the National Federation of High Schools ... Girard III repeated as the NYSSWA Class B Player of the Year and as a NYSSWA Class B first-team honoree ... Girard III was the state's Gatorade Player of the Year ... The Basketball Coaches Association of New York picked him as its Mr. Basketball.

PERSONAL

- » Born November 27, 2000
- » Son of Arleen and Joseph Jr. Girard
- » Majoring in athletic leadership

GIRARD III GAME BY GAME, 2022-23 (SYRACUSE)

Date	Opponent	Min	F-FGA	3-3A	FT-FA	Of-RB	A-T	B-S	PF	Pts
11/7	Lehigh	24:42	5-10	4-6	5-5	0-2	4-3	0-0	1	19
11/15	Colgate	33:17	4-15	4-12	2-2	1-3	1-3	0-2	1	14
11/19	Northeastern	26:49	8-18	5-9	0-1	1-1	3-3	0-1	1	21
11/21	vs Richmond	42:12	12-24	4-11	3-5	1-4	2-2	0-0	1	31
11/23	vs St. John's (NY)	38:16	1-10	0-4	2-3	0-3	4-3	0-1	0	4
11/26	Bryant	36:10	1-12	1-8	2-2	0-4	2-1	0-1	1	5
11/29	at Illinois	20:04	0-3	0-1	0-0	0-2	0-1	0-0	0	0
12/3	at Notre Dame	37:25	9-18	2-10	0-0	0-2	2-0	0-2	4	20
12/6	Oakland	22:39	7-10	4-7	0-0	0-1	6-2	0-1	2	18
12/10	Georgetown	37:02	5-13	2-8	3-3	0-4	1-1	0-0	1	15
12/12	Monmouth	38:15	6-15	4-10	0-0	0-2	3-2	0-1	0	16
12/17	Cornell	35:39	5-12	3-7	6-6	0-3	4-3	0-1	0	19
12/20	Pittsburgh	32:55	5-11	3-7	3-3	0-2	5-3	0-1	4	16
12/31	Boston College	38:35	8-19	4-10	4-5	0-3	4-3	0-1	1	24
1/3	at Louisville	40:00	7-18	4-8	10-11	0-7	4-5	0-2	3	28
1/7	at Virginia	32:04	6-17	5-9	2-2	0-3	2-1	0-2	1	19
1/11	Virginia Tech	37:40	10-20	3-7	1-4	0-1	3-2	0-2	3	24
1/14	Notre Dame	31:23	2-9	1-5	2-2	0-2	3-2	0-0	0	7
1/16	at Miami (FL)	38:20	9-21	1-8	2-2	0-2	5-1	0-0	1	21
1/21	at Georgia Tech	40:00	11-21	6-10	0-0	0-5	7-2	0-1	0	28
1/24	North Carolina	37:17	7-13	4-9	0-0	0-4	5-6	0-0	1	18
1/28	at Virginia Tech	26:37	2-8	1-4	2-3	0-0	3-2	0-0	0	7
1/30	Virginia	36:28	3-12	1-4	0-0	1-2	3-1	0-3	0	7
2/4	at Boston College	35:05	4-13	1-6	9-9	0-5	3-3	0-1	0	18
2/8	at Florida St.	37:34	9-16	5-8	3-4	2-7	2-3	0-0	0	26
2/14	NC State	37:27	5-14	2-6	2-2	0-4	1-2	0-2	1	14
2/18	Duke	34:60	5-9	4-7	7-8	0-1	1-2	0-0	0	21
2/22	at Clemson	29:42	4-10	2-6	1-1	0-2	0-3	0-0	0	11
2/25	at Pittsburgh	38:40	6-12	3-6	4-5	0-2	3-3	0-0	1	19
2/28	Georgia Tech	33:16	3-10	2-6	3-3	0-2	0-3	0-0	1	11
3/4	Wake Forest	39:01	6-18	1-7	3-4	0-1	4-3	0-0	1	16
3/8	vs Wake Forest	38:58	2-8	2-5	3-3	0-4	5-4	0-1	1	9
Totals		1108:33	177-439	88-231	84-98	6-90	95-78	0-26	31	526



JOSEPH GIRARD III

GIRARD III GAME BY GAME, 2021-22 (SYRACUSE)

Date	Opponent	Min	F-FGA	3-3A	FT-FA	Of-RB	A-T	B-S	PF	Pts
11/09	Lafayette	24:51	6-9	5-5	3-3	0-4	7-1	0-1	0	20
11/14	Drexel	24:45	4-7	3-3	0-0	0-1	5-3	0-3	2	11
11/20	Colgate	34:02	8-14	5-8	6-6	2-7	8-3	0-1	0	27
11/24	vs VCU	36:40	2-9	2-5	0-0	0-3	0-6	0-0	0	6
11/25	vs Arizona St.	36:33	5-10	2-6	4-5	1-2	5-4	0-1	2	16
11/26	vs Auburn	26:33	1-6	1-5	0-0	0-3	3-2	0-0	0	3
11/30	Indiana	43:48	6-13	5-11	5-6	0-3	5-5	0-2	1	22
12/04	at Florida St.	36:24	5-13	4-8	2-2	0-3	2-2	0-2	2	16
12/7	vs Vilianova	35:13	4-7	3-5	0-0	0-4	3-4	0-1	0	11
12/11	at Georgetown	38:28	5-13	2-8	3-4	1-3	7-1	0-3	1	15
12/27	Brown	27:34	6-11	3-5	0-0	0-1	7-3	0-5	1	15
12/29	Cornell	32:54	2-8	1-6	0-0	0-1	5-5	0-2	1	5
1/1	Virginia	29:56	1-5	1-4	0-0	0-1	3-1	0-2	2	3
1/5	at Miami (FL)	36:36	8-15	7-12	3-4	0-1	2-1	1-1	1	26
1/8	at Wake Forest	41:12	3-12	2-9	5-5	0-3	7-4	0-1	2	13
1/11	Pittsburgh	28:07	2-6	0-3	4-5	0-0	2-1	0-2	4	8
1/15	Florida St.	34:45	3-8	1-4	4-4	2-4	3-5	0-1	2	11
1/18	Clemson	35:09	6-9	4-5	7-7	0-1	5-2	0-4	1	23
1/22	at Duke	29:42	3-13	1-9	0-1	1-5	2-3	0-3	0	7
1/25	at Pittsburgh	36:10	1-9	1-6	0-0	0-4	4-6	0-0	2	3
1/29	Wake Forest	34:52	4-11	1-3	4-4	0-4	4-2	0-1	1	13
2/2	at NC State	31:43	4-10	3-6	7-7	0-3	10-1	0-2	3	18
2/5	Louisville	30:23	5-11	3-6	2-2	1-3	4-3	0-2	0	15
2/8	at Boston College	33:21	4-10	3-5	8-8	0-4	4-2	0-1	1	19
2/12	at Virginia Tech	34:08	6-14	4-7	0-0	0-2	3-3	0-1	3	16
2/19	Boston College	27:23	6-13	4-8	0-0	1-5	1-3	0-3	1	16
2/21	Georgia Tech	42:27	3-15	3-11	3-5	0-2	5-0	0-3	0	12
2/23	at Notre Dame	25:38	1-7	0-4	0-0	0-1	4-2	0-0	1	2
2/26	Duke	34:29	7-16	2-8	2-2	0-1	2-4	0-1	1	18
2/28	at North Carolina	45:00	4-12	1-5	0-0	0-3	4-0	0-0	2	9
3/5	Miami (FL)	40:00	4-14	4-9	5-6	0-3	6-2	0-2	1	17
3/9	vs Florida St.	32:30	6-15	4-11	0-1	0-1	4-1	0-1	1	16
3/10	vs Duke	40:00	7-17	4-11	5-6	2-6	2-3	0-1	3	23
Totals		1122:16	142-362	89-221	82-93	11-92	138-92	1-53	42	455



GIRARD III GAME BY GAME, 2020-21 (SYRACUSE)

Date	Opponent	Min	F-FGA	3-3A	FT-FA	Of-RB	A-T	B-S	PF	Pts
11/27	Bryant	34:46	2-14	2-9	0-0	1-7	4-2	0-3	3	6
12/03	Niagara	35:06	3-11	1-6	1-2	1-3	2-4	0-2	1	8
12/5	Rider	32:09	6-13	6-12	3-4	0-2	5-5	1-0	0	21
12/08	at Rutgers	33:50	1-8	1-6	0-0	0-2	6-2	0-0	1	3
12/12	at Boston College	26:40	6-8	5-7	0-0	0-5	5-3	0-1	1	17
12/16	Northeastern	38:19	5-16	2-9	9-9	0-4	3-3	0-6	2	21
12/19	Buffalo	16:20	1-6	0-3	0-0	0-1	2-0	0-1	1	2
1/6	Pittsburgh	31:43	3-11	2-8	0-0	0-4	6-4	0-2	4	8
1/9	Georgetown	36:47	6-12	3-4	3-4	0-3	8-2	0-2	1	18
1/12	at North Carolina	26:23	2-7	2-4	0-0	1-3	3-2	0-0	1	6
1/16	at Pittsburgh	22:28	0-4	0-3	2-2	0-1	1-1	0-1	2	2
1/19	Miami (FL)	38:38	8-15	5-9	2-2	0-2	4-2	0-1	2	23
1/23	Virginia Tech	33:23	2-5	0-2	1-2	0-5	4-0	0-3	1	5
1/25	at Virginia	26:20	3-7	2-6	0-0	0-1	1-2	0-0	0	8
1/31	NC State	25:07	2-10	1-5	0-0	0-2	4-1	1-0	2	5
2/6	at Clemson	24:44	7-13	2-6	3-5	0-0	2-2	0-3	1	19
2/9	at NC State	20:12	2-6	0-3	2-3	0-4	1-1	0-1	2	6
2/13	Boston College	36:31	7-13	2-4	0-0	1-6	2-4	0-3	1	16
2/20	Notre Dame	21:20	2-6	1-2	0-0	0-1	3-1	0-2	0	5
2/22	at Duke	17:57	0-4	0-2	0-0	0-1	0-1	0-1	1	0
2/27	at Georgia Tech	25:54	4-11	0-3	2-2	0-2	3-2	0-2	1	10
3/1	North Carolina	09:38	1-3	0-2	2-4	0-1	0-2	0-1	1	4
3/3	Clemson	22:44	3-8	1-3	0-0	0-2	7-0	0-0	0	7
3/10	vs NC State	33:04	4-12	2-6	4-5	0-1	3-2	0-0	1	14
3/11	vs Virginia	23:59	1-8	1-5	0-0	2-6	4-1	0-3	0	3
3/19	vs San Diego St.	28:13	3-10	3-8	3-3	0-6	7-4	0-0	2	12
3/21	vs West Virginia	29:21	4-8	4-8	0-1	0-6	7-3	0-1	0	12
3/27	vs Houston	23:20	4-10	2-5	2-2	0-1	1-2	0-0	2	12
Totals		774:57	92-259	50-150	39-50	6-82	98-59	2-39	34	273

GIRARD III GAME BY GAME, 2019-20 (SYRACUSE)

Date	Opponent	Min	F-FGA	3-3A	FT-FA	Of-RB	A-T	B-S	PF	Pts
11/06	Virginia	22:10	1-6	1-4	0-0	0-0	2-2	0-0	1	3
11/13	Colgate	18:51	2-6	1-4	0-0	0-0	4-1	0-3	0	5
11/16	Seattle U	30:41	7-8	5-6	5-5	0-5	2-3	0-2	3	24
11/20	Cornell	35:48	2-8	2-7	3-3	0-6	4-3	0-1	1	9
11/23	Bucknell	20:38	4-6	2-4	2-2	0-0	6-1	1-2	0	12
11/27	vs Oklahoma St.	35:07	3-11	1-7	5-5	0-2	9-5	0-3	4	12
11/29	vs Penn St.	32:10	1-9	0-3	4-5	0-2	7-2	0-2	1	6
12/03	Iowa	30:02	2-8	0-4	2-2	0-3	4-1	0-2	0	6
12/07	at Georgia Tech	22:23	3-7	2-5	2-2	0-3	4-3	0-1	1	10
12/14	at Georgetown	34:28	5-11	4-9	2-2	0-4	2-3	0-0	3	16
12/18	Oakland	36:24	5-15	3-10	7-7	0-1	7-1	0-2	0	20
12/21	North Florida	40:00	4-13	4-10	2-2	0-3	6-1	0-2	2	14
12/28	Nigeria	31:14	4-12	1-7	1-2	0-1	1-1	0-2	0	10
1/4	Notre Dame	34:18	6-12	4-9	4-4	0-4	0-1	1-0	2	20
1/7	Virginia Tech	40:00	4-11	2-6	2-2	0-0	2-2	0-1	1	12
1/11	at Virginia	39:56	5-14	5-11	4-4	0-6	3-3	0-2	4	19
1/15	Boston College	25:23	4-6	3-4	1-1	1-2	1-4	0-0	0	12
1/18	at Virginia Tech	24:22	3-6	0-1	0-0	0-0	1-1	0-1	2	6
1/22	Notre Dame	40:00	4-14	3-10	4-4	3-9	4-0	0-3	4	15
1/25	Pittsburgh	33:14	2-8	1-7	2-3	0-4	4-1	0-2	1	7
1/28	at Clemson	33:42	4-11	2-7	0-0	0-3	1-0	0-2	1	10
2/1	Duke	36:02	4-14	3-10	6-8	1-4	7-1	0-4	4	17
2/8	Wake Forest	37:37	3-12	1-6	0-0	0-4	3-3	0-1	0	7
2/11	NC State	38:29	9-22	1-10	11-12	0-5	1-1	0-1	2	30
2/15	at Florida St.	40:00	7-22	5-12	3-3	0-7	5-1	0-1	3	22
2/19	Louisville	32:02	4-14	2-6	2-2	0-2	2-2	1-2	2	12
2/22	Georgia Tech	38:24	5-15	2-5	3-5	0-2	3-4	0-2	3	15
2/26	at Pittsburgh	37:05	5-10	4-7	2-2	0-3	1-5	0-1	0	16
2/29	North Carolina	33:58	3-12	2-8	1-2	0-1	3-3	0-0	2	9
3/3	at Boston College	26:45	1-5	1-3	3-3	0-4	2-1	0-0	0	6
3/7	Miami (FL)	41:06	5-17	2-10	1-2	0-5	4-0	0-1	2	13
3/11	vs North Carolina	35:21	1-7	1-5	0-0	0-2	8-0	0-1	0	3
Totals		1057:39	122-352	70-217	84-94	5-97	113-60	3-47	47	398



ALEX HEMENWAY



GRADUATE • GUARD
6-4 • 192
#12 • NEWBURGH, IND.
CASTLE HS



HONORS AND AWARDS

» 2019-20 ACC Academic Honor Roll

2022-23

- » Alex Hemenway is fifth in Clemson history in career three-point percentage at 43.1 percent. He was fifth on the team in scoring in 2022-23.
- » Announced his return for his fifth season on April 7, 2023.
- » Battled plantar fasciitis in his foot most of the year, but appeared in 20 games and made 12 starts, averaging 24.0 minutes per contest.
- » Averaged 6.9 points, 1.8 rebounds and 1.1 assists, while shooting 50.0 percent from the field and 47.1 percent from three.
- » Produced five double-digit scoring games and six in which he made at least three 3-pointers.
- » Scored a season-high 18 points against USC Upstate (Nov. 15).
- » Finished 7-for-9 from the floor and 4-for-6 from three. Totaled three-straight games in double-figures from Nov. 29 to Dec. 7.
- » Scored 15 points in an overtime win over Penn State (Nov. 29), hitting five field goals, including four threes.
- » Netted 12 points in a comeback win over Wake Forest (Dec. 2) in the ACC opener and finished 4-for-6 from 3-point range.
- » Scored 15 points in a victory over Towson (Dec. 7), finishing 4-for-6 from the field and 3-for-4 from three.
- » He finished the stretch of games 11-for-16 from 3-point range to propel the Tigers to a 3-0 record in those contests.
- » Hurt his foot in a win over Richmond (Dec. 17) and returned for the first time on Jan. 31, playing limited minutes in eight games the rest of the season.

2021-22

- » Appeared in 31 games and made two starts.
- » Averaged 5.2 points, 1.3 rebounds and 0.3 assists in 14.6 minutes per contest.
- » Finished the season shooting 40.6 percent from three.
- » Posted double-figures four times last season, including a career-high-tying 17 points in a win over Miami (Oh.) (Dec. 14).
- » Finished 5-for-6 from the floor, including 3-for-3 from three and 4-for-4 at the foul line.
- » Scored 12 points against Drake (Dec. 11) and at Florida State (Feb. 15) and 11 points vs. Virginia Tech (March 5).
- » Made at least two threes in a game on 11 different occasions.
- » Had a run of games from Dec. 11 through Dec. 18 in three contests where he shot 12-for-15 from three. Clemson went 4-1 during that stretch.

2020-21

- » Appeared in 24 games and made 11 starts.
- » Averaged 4.7 points and 1.3 rebounds in 15.7 minutes per contest.
- » Posted double-figure points twice last season.
- » Totaled at least eight points in a game on five occasions.
- » Had six games of at least two made threes.
- » Scored eight points in nearly nine minutes of action in a win over Maryland (Dec. 9).
- » Tallied a career-best 17 points in a road win at Wake Forest (Feb. 24).
- » Finished 6-of-7 from the field (career-high in field goals made).
- » Finished 5-for-6 from three (career-high in threes made).
- » Scored 11 points at Syracuse (March 3).
- » Finished 3-for-6 from three against the Orange.

2019-20

- » Appeared in 15 games, all off the bench for the Tigers.
- » Suffered a severe high ankle sprain in the second game of the season, causing him to miss 16 contests.
- » Returned to play 13 games and



HEMENWAY'S CAREER HIGHS

Points:	18 vs. USC Upstate (11/15/22)
Field Goals Made:	7 vs. USC Upstate (11/15/22)
Field Goal Attempts:	10 at Florida State (2/15/22)
3-Pointers Made:	5 at Wake Forest (2/24/21)
3-Point Attempts:	9 vs. Bellarmine (11/18/22)
Free Throws Made:	6 vs. Morehead State (12/21/20)
Free Throw Attempts:	6 vs. Morehead State (12/21/20)
Rebounds:	6 vs. California (11/26/22)
Offensive Rebounds:	1 vs. Notre Dame, 2/9/20; 1 vs. Florida State, 2/29/20
Assists:	3 vs. Rutgers, 3/19/21; vs. Penn State (11/29/22)
Blocked Shots:	1, 4x, last at South Carolina (11/11/22)
Steals:	2, three times, last at Boston College (1/31/23)
Minutes:	41 vs. Penn State (11/29/22)

HEMENWAY'S CAREER STATISTICS

Year	GP-GS	Min/Avg	FG-FA	Pct	3FG-FA	Pct	FT-FTA	Pct	OR/Reb/Avg	A-T	BS-ST	Pf-D	Pts/Avg
2019-20	15-0	183/12.2	25-50	.500	20-42	.476	2-2	1.000	3/13/0.9	6-6	0-0	12-0	72/4.8
2020-21	24-11	376/15.7	36-86	.419	24-62	.387	16-18	.889	0/31/1.3	14-19	2-9	33-0	112/4.7
2021-22	31-2	454/14.6	50-121	.413	39-96	.406	22-31	.710	6/41/1.3	10-10	0-7	40-0	161/5.2
2022-23	20-12	480/24.0	46-92	.500	33-70	.471	12-16	.750	3/35/1.8	21-13	2-9	32-0	137/6.9
Totals	90-25	1493/16.6	157-349	.450	116-270	.430	52-67	.776	12/120/1.3	51-48	4-25	117-0	482/5.4



ALEX HEMENWAY

finished the season averaging 4.8 points, 0.9 rebounds and 0.4 assists per game.

- » Shot 50.0 percent from the floor (25-for-50), including an impressive 47.6 percent from 3-point range (20-for-42).
- » Turned in seven games in which he netted multiple 3-pointers.
- » First career appearance came in the season opener against Virginia Tech (Nov. 5), scoring three points and finishing 1-for-2 from distance.
- » Scored a then-season-high six points against Presbyterian (Nov. 7) before suffering an injury that caused him to miss 16 games.
- » Made his return and scored eight points at Louisville (Jan. 25), finishing 3-for-4 from the floor and 2-for-3 from 3-point range.
- » Grabbed a season-high three rebounds at Wake Forest (Feb. 1).
- » Netted a season-high 16 points in a home loss to Notre Dame (Feb. 9). Finished 5-for-8 from the floor and 4-for-7 from three. The four made 3-pointers were a season-high.
- » Posted back-to-back games of eight points in wins at Pittsburgh (Feb. 12) and at home against No. 5 Louisville (Feb. 15).
- » Scored nine points at Virginia Tech (March 4), finishing 3-for-6 from distance.

BEFORE CLEMSON

- » Came to Clemson as a three-star prospect.
- » Ranked No. 10 in the state of Indiana
- » Averaged 21.0 points, 5.0 rebounds and 4.0 assists per game as a junior last season at Castle High School
- » Chose Clemson over Nebraska, Creighton, DePaul and Belmont.

PERSONAL

- » Born June 17, 2001
- » Son of Chris and Todd Hemenway
- » Majoring in sports communication

HIGH SCHOOL ACCOLADES

- » Indiana Jr. All-Star – May 2018
- » Castle Basketball 1,000 Point Club – February 2018
- » SIAC All-Conference First Team – 2017-18
- » IBCA Supreme 15 – 2017-18
- » SIAC All-Conference First Team – 2016-17
- » IBCA Supreme 15 – 2016-17

HEMENWAY GAME BY GAME, 2022-23

Date	Opponent	Min	F-FGA	3-3A	FT-FA	Of-RB	A-T	B-S	PF	Pts
11/7	The Citadel	35:04	3-9	1-6	0-0	0-3	1-2	0-1	2	7
11/11	at South Carolina	32:05	1-2	1-1	0-0	0-3	2-2	2-0	2	3
11/15	USC Upstate	25:49	7-9	4-6	0-0	0-1	2-0	0-1	3	18
11/18	Bellarmine	33:58	3-9	3-9	0-0	0-0	0-1	0-0	4	9
11/21	Loyola Maryland	27:54	5-5	3-3	0-0	1-4	2-0	0-1	1	13
11/25	vs. Iowa	31:22	2-8	1-5	2-3	0-2	2-1	0-1	4	7
11/26	vs. California	34:09	1-2	1-2	4-4	1-6	2-0	0-0	2	7
11/29	Penn State	41:34	5-8	4-6	1-2	0-4	3-1	0-0	3	15
12/2	Wake Forest*	31:58	4-6	4-6	0-0	0-1	2-1	0-0	2	12
12/7	Towson	40:00	4-6	3-4	4-5	0-2	1-1	0-0	2	15
12/10	vs. Loyola Chicago	34:24	1-3	0-2	1-2	1-4	0-0	0-1	3	3
12/17	vs. Richmond	19:31	3-5	2-4	0-0	0-0	1-0	0-0	0	8
12/21	at Georgia Tech*	DNP								
12/30	NC State*	DNP								
1/4	at Virginia Tech*	DNP								
1/7	at Pittsburgh*	DNP								
1/11	Louisville*	DNP								
1/14	Duke*	DNP								
1/17	at Wake Forest*	DNP								
1/21	Virginia Tech*	DNP								
1/24	Georgia Tech*	DNP								
1/28	at Florida State*	DNP								
1/31	at Boston College*	15:12	0-1	0-1	0-0	0-1	0-1	0-2	0	0
2/4	Miami (Fla.)	15:18	2-6	2-5	0-0	0-0	1-0	0-0	0	6
2/11	at North Carolina*	04:16	1-2	0-1	0-0	0-0	1-0	0-0	0	2
2/15	Florida State*	07:21	1-3	1-2	0-0	0-1	0-1	0-0	0	3
2/18	at Louisville*	03:11	0-1	0-1	0-0	0-1	0-0	0-0	0	0
2/22	Syracuse*	11:09	1-4	1-4	0-0	0-1	1-0	0-1	2	3
2/25	at NC State*	DNP								
2/28	at Virginia*	17:31	1-2	1-1	0-0	0-0	0-1	0-1	0	3
3/4	Notre Dame*	17:48	1-1	1-1	0-0	0-1	0-1	0-1	2	3
3/9	vs. NC State (ACC)	DNP								
3/10	vs. Virginia (ACC)	DNP								
3/15	Morehead State (NIT)	DNP								
Totals		479:34	46-92	33-70	12-16	3-35	21-13	2-9	32	137



ALEX HEMENWAY

HEMENWAY GAME BY GAME, 2021-22

Date	Opponent	Min	F-FGA	3-3A	FT-FA	Of-RB	A-T	B-S	PF	Pts
11/09	Presbyterian	13	1-2	0-0	0-0	0-2	0-0	0-0	3	2
11/12	Wofford	9	0-0	0-0	2-2	1-1	0-0	0-0	0	2
11/15	Bryant	13	2-4	1-1	0-2	1-3	0-1	0-0	2	5
11/18	vs. Temple	11	2-5	2-5	0-1	0-2	0-1	0-0	1	6
11/19	vs. St. Bonaventure									
11/21	vs. West Virginia									
11/26	Charleston Southern	16	2-8	2-6	0-0	0-2	0-1	0-0	3	6
11/30	at Rutgers	2	0-1	0-1	0-0	0-0	0-0	0-0	0	0
12/04	at Miami (Fla.)*	3	0-0	0-0	0-0	0-0	0-0	0-0	1	0
12/11	vs. Drake	25	4-6	4-6	0-0	0-3	2-1	0-2	2	12
12/14	Miami (Ohio)	25	5-6	3-3	4-4	0-3	2-0	0-1	2	17
12/18	South Carolina	14	3-5	3-4	0-0	0-3	0-1	0-0	3	9
12/22	at Virginia*	16	1-1	1-1	0-0	0-0	0-0	0-0	0	3
01/04	Virginia*	16	1-1	1-1	0-0	0-2	1-0	0-0	2	3
01/08	at NC State*	6	0-1	0-1	3-3	0-0	0-0	0-0	0	3
01/12	at Notre Dame*	22	3-8	2-6	1-3	0-0	0-1	0-1	3	9
01/15	Boston College*	21	1-6	1-5	0-0	0-2	1-0	0-0	1	3
01/18	at Syracuse*	13	1-3	1-3	0-0	0-0	1-0	0-0	4	3
01/22	Pittsburgh*	7	1-5	1-5	0-0	0-0	0-0	0-0	0	3
01/25	at Duke*	14	2-4	1-3	0-1	1-1	0-1	0-0	1	5
02/02	Florida State*	18	2-5	2-4	3-3	0-3	1-0	0-0	1	9
02/05	at Georgia Tech*	16	0-4	0-4	5-5	0-1	0-0	0-1	2	5
02/08	North Carolina*	19	2-5	2-5	2-2	0-3	0-2	0-1	2	8
02/10	Duke*	20	1-5	1-4	0-1	1-2	1-0	0-0	1	3
02/12	Notre Dame*	26	3-6	2-5	0-0	0-0	0-0	0-0	1	8
02/15	at Florida State*	21	4-10	2-8	2-2	0-3	0-0	0-0	0	12
02/19	at Louisville*	14	1-3	1-3	0-0	0-1	0-0	0-0	0	3
02/23	Wake Forest*	2	1-1	1-1	0-0	1-1	0-0	0-0	0	3
02/26	at Boston College*	4	0-4	0-2	0-0	0-0	0-0	0-0	1	0
03/02	Georgia Tech*	13	1-3	1-3	0-0	0-1	0-0	0-0	2	3
03/05	Virginia Tech*	16	4-4	3-3	0-1	1-2	0-0	0-0	0	11
03/08	NC State (ACC)	11	0-2	0-1	0-1	0-0	1-0	0-0	1	0
03/09	Virginia Tech (ACC)	10	2-3	1-2	0-0	0-0	0-1	0-1	1	5
Totals		453	50-121	39-96	22-31	6-41	10-10	0-7	40	161

HEMENWAY GAME BY GAME, 2019-20

Date	Opponent	Min	F-FGA	3-3A	FT-FA	Of-RB	A-T	B-S	PF	Pts
11/05	Virginia Tech*	15	1-4	1-2	0-0	0-0	0-1	0-0	1	3
11/07	Presbyterian	10	2-2	2-2	0-0	0-0	0-0	0-0	0	6
11/10	Colgate									
11/17	Detroit Mercy									
11/21	Alabama A&M									
11/24	vs. Texas Christian									
11/26	vs. Colorado									
12/02	at Minnesota									
12/08	at Florida State*									
12/15	South Carolina									
12/20	Jacksonville									
12/22	Yale									
12/31	Miami (Fla.)*									
01/04	NC State*									
01/11	at North Carolina*									
01/14	Duke*									
01/18	at NC State*									
01/21	Wake Forest*									
01/25	at Louisville*	12	3-4	2-3	0-0	0-0	0-1	0-0	1	8
01/28	Syracuse*	4	0-1	0-1	0-0	0-0	1-0	0-0	0	0
02/01	at Wake Forest*	16	2-5	2-5	0-0	0-3	0-0	0-0	0	6
02/05	at Virginia*	6	0-1	0-1	0-0	0-1	0-1	0-0	0	0
02/09	Notre Dame*	19	5-8	4-7	2-2	1-1	1-0	0-0	2	16
02/12	at Pittsburgh*	18	3-3	2-2	0-0	0-1	1-0	0-0	1	8
02/15	Louisville*	17	3-6	2-4	0-0	0-1	1-1	0-0	1	8
02/22	at Boston College*	10	1-2	1-2	0-0	0-0	1-0	0-0	0	3
02/25	at Georgia Tech*	16	0-3	0-3	0-0	1-2	0-0	0-0	1	0
02/29	Florida State*	13	1-3	1-3	0-0	1-2	0-1	0-0	2	3
03/04	at Virginia Tech*	22	3-6	3-6	0-0	0-2	1-0	0-0	3	9
03/06	Georgia Tech*	5	1-2	0-1	0-0	0-0	0-1	0-0	0	2
03/11	vs. Miami (Fla.) (ACC)	2	0-0	0-0	0-0	0-0	0-0	0-0	0	0
03/12	vs. Florida State (ACC)									
Totals		183	25-50	20-42	2-2	3-13	6-6	0-0	12	72

HEMENWAY GAME BY GAME, 2020-21

Date	Opponent	Min	F-FGA	3-3A	FT-FA	Of-RB	A-T	B-S	PF	Pts
11/25	vs. Mississippi St.	22	2-3	0-1	0-0	0-4	0-0	0-1	1	4
11/26	vs. Purdue	7	0-0	0-0	0-0	0-0	0-0	0-0	0	0
12/02	South Carolina St.	16	2-5	1-3	0-0	0-3	1-3	0-0	2	5
12/09	Maryland	8	2-3	2-3	2-2	0-0	0-1	0-0	0	8
12/12	vs. Alabama	4	0-0	0-0	0-0	0-1	0-0	0-0	1	0
12/15	at Virginia Tech	7	0-0	0-0	0-0	0-0	0-0	0-0	3	0
12/21	Morehead St.	14	1-4	1-3	6-6	0-1	0-1	0-1	0	9
12/29	Florida State*	5	1-2	1-2	0-0	0-0	0-0	0-0	1	3
01/02	at Miami (Fla.)*	16	3-6	2-4	0-0	0-0	0-0	1-0	2	8
01/05	NC State*	20	3-7	1-5	0-0	0-4	0-1	0-0	1	7
01/16	Virginia*	15	2-5	2-5	0-0	0-1	0-1	0-1	1	6
01/20	at Georgia Tech*	19	1-2	1-2	0-0	0-2	2-2	0-2	1	3
01/23	at Florida State*	8	0-3	0-2	0-0	0-0	0-1	0-0	1	0
01/27	Louisville*	11	0-3	0-3	1-2	0-3	0-1	0-1	2	1
01/30	at Duke*	16	1-1	0-0	2-2	0-2	0-1	0-0	0	4
02/02	North Carolina*	24	1-4	0-2	0-0	0-2	1-1	0-1	3	2
02/06	Syracuse*	20	2-7	2-6	1-2	0-1	1-0	1-1	3	7
02/12	Georgia Tech*	14	0-3	0-0	2-2	0-2	0-1	0-0	2	2
02/24	at Wake Forest*	24	6-7	5-6	0-0	0-0	0-0	0-0	3	17
02/27	Miami (Fla.)*	24	2-5	1-2	0-0	0-2	2-1	0-0	3	5
03/03	at Syracuse*	24	3-7	3-6	2-2	0-1	2-2	0-0	2	11
03/06	Pittsburgh	4	1-2	0-1	0-0	0-0	0-0	0-0	0	2
03/10	vs. Miami (Fla.) (ACC)	23	2-4	1-3	0-0	0-1	2-1	0-0	0	5
03/19	vs. Rutgers (NCAA)	19	1-3	1-3	0-0	0-1	3-1	0-1	1	3
Totals		376	36-86	24-62	16-18	0-31	14-19	2-9	33	112



BAS LEYTE



GRADUATE • FORWARD
6-10.5 • 225
#33 • BERGEN OP ZOOM,
NETHERLANDS
UNCG / NEW HAMPTON HS



AWARDS & ACCOLADES

» All-SoCon Honor Roll (2021)

2022-23

- » Played in all 32 games with 30 starts.
- » Finished the season with 244 points after averaging 7.6 points per game.
- » Posted 139 rebounds on the season and averaged 3.4 per game.
- » Finished out the season with 35 total assists.
- » Totaled 13 double-figure scoring games.
- » Notched a season-high of 16 points against Chattanooga on Feb. 18.
- » Recorded a season-high of 10 rebounds against Marshall on Dec. 13.

2021-22

- » Played in 31 games and made 19 starts.
- » Averaged 9.5 points and 6.0 rebound per game, both were second on the team.
- » He scored in double figures 13 times this season, including in four of UNCG's last five games of the season.
- » Scored a career-best 23 points against Chattanooga in a road win on Feb. 17.
- » Notched his first career double-double in a 58-56 victory over Furman on Feb. 5, 2022. In that same game, Leyte had a career high three blocked shots and three assists.
- » Grabbed 10 rebounds in three games (UMass, Furman, and Western Carolina).
- » Finished with at least five rebounds in a game 24 times.
- » Had 17 points and eight rebounds against Boston University.
- » Finished with 17 points helped by a 12-for-12 performance from the foul line against Elon on Nov. 30.
- » Made at least five free throws in five of UNCG's last six games.
- » Was 12th in the SoCon in rebounding and helped UNCG participate in the postseason CBI.

2020-21 (UNCG)

- » Saw action in 28 games and averaged 1.3 points per game.
- » Scored a season-best seven points and pulled down a six rebounds in a road game at Coppin State.
- » Made his only 3-pointer of the season against Samford.

2019-20 (UNCG)


- » Shot 38.1 percent from beyond the arc ranked second on the Spartan roster.
- » Made 29 appearances over the course of the year and made collegiate debut against North Carolina A&T scoring eight points with five rebounds.
- » Drilled first career three against No. 3 Kansas
- » First career assist against App State.
- » Scored a career-high 10 points over 19 minutes played against William Peace.
- » Had an assist and a block against ETSU.
- » Had nine points while hitting 3-of-4 from beyond the arc against the Citadel.

BEFORE UNCG

- » Attended New Hampton for two seasons.
- » Helped guide team to a 23-8 record.
- » Earned Honorable Mention AAA honors from the New England Preparatory School Athletic Council (NEPSAC).
- » Also played for the Expressions Elite in the Nike EYBL and appeared in 13 games.
- » Has represented the Dutch National Team.

PERSONAL

- » Born April 4, 2001
- » Son of Helen and Adriaan Leyte
- » Majoring in parks, recreation and tourism management



LEYTE'S CAREER HIGHS

Points:	23 at Chattanooga (2/17/22)
Field Goals Made:	10 vs. The Citadel (2/10/22)
Field Goal Attempts:	14 vs. The Citadel (2/10/22); 14 at Chattanooga (2/17/22)
3-Pointers Made:	3 vs. The Citadel (2/5/20)
3-Point Attempts:	4 at Wofford (1/4/20); 4 vs. The Citadel (2/5/20)
Free Throws Made:	12 vs. Elon (11/30/21)
Free Throw Attempts:	12 vs. Elon (11/30/21)
Rebounds:	10, four times, last vs. Marshall (12/13/22)
Offensive Rebounds:	7 vs. UMass (11/19/21)
Assists:	3, six times, last at Chattanooga (2/18/23)
Blocked Shots:	3 at Furman (2/5/22)
Steals:	7 vs. Coppin State (11/15/21)
Minutes:	34 vs. VMI (2/2/22)

LEYTE'S CAREER STATISTICS

Year	GP-GS	Min/Avg	FG-FA	Pct	3FG-FA	Pct	FT-FTA	Pct	OR/Reb/Avg	A-T	BS-ST	Pf-D	Pts/Avg
2019-20*	29-0	243/8.4	22-49	.449	8-21	.381	11-19	.579	18/39/1.3	5-4	3-8	22-0	63/2.2
2020-21*	29-0	227/7.8	15-31	.484	1-11	.091	6-13	.462	20/50/1.7	11-6	7-2	28-0	37/1.3
2021-22*	31-19	753/24.3	108-202	.535	2-18	.111	78-107	.729	82/185/6.0	27-39	13-19	55-1	296/9.5
2022-23*	32-30	756/23.6	97-200	.485	3-25	.120	47-72	.653	65/139/4.3	35-29	16-18	65-0	244/7.6
Totals	121-49	1979/16.4	242-482	.502	14-75	.187	142-211	.673	185/413/3.4	78-78	39-47	170-1	640/5.3

* - Games played at UNCG



BAS LEYTE

LEYTE GAME BY GAME, 2022-23 (UNCG)

Date	Opponent	Min	F-FGA	3-3A	FT-FA	Of-RB	A-T	B-S	PF	Pts
11/7	JWU (Charlotte)	19	5-7	0-0	0-0	3-8	1-0	2-1	3	10
11/11	at Miami (FL)	24	5-9	0-2	2-2	1-4	1-0	0-1	1	12
11/17	Towson	19	1-5	0-0	0-0	6-8	0-2	1-0	1	2
11/22	UMBC	28	3-7	0-1	0-0	3-5	0-3	10	4	6
11/25	Montana St.	26	3-8	0-1	0-1	0-1	0-1	0-0	4	6
11/26	vs Hofstra	23	3-7	1-3	3-4	2-4	1-1	1-0	2	10
11/27	vs SFA	24	0-7	0-0	1-2	4-4	0-0	1-1	0	1
11/30	at NC A&T	29	2-3	0-1	2-2	1-3	2-3	0-0	2	6
12/3	at Elon	19	2-6	0-0	0-0	2-3	1-2	1-0	3	4
12/6	at Arkansas	25	2-8	0-2	1-2	1-3	1-0	0-0	2	5
12/13	Marshall	29	4-9	0-0	2-3	5-10	3-3	1-2	3	10
12/18	Warren Wilson	18	7-7	0-0	2-3	2-3	0-0	0-0	1	16
12/22	at Eastern KY.	25	5-7	0-0	0-0	1-2	3-1	0-1	0	10
12/29	at Western Car.	26	3-5	0-0	5-6	1-6	0-0	1-0	2	11
12/31	at Wofford	14	1-2	0-1	0-0	1-1	0-1	1-0	4	2
1/4	Chattanooga	25	1-3	0-0	4-4	0-5	3-1	0-1	1	6
1/7	Samford	25	1-6	1-1	0-0	0-2	1-0	0-0	2	3
1/11	at VMI	22	7-13	0-0	0-0	3-7	0-1	0-1	2	14
1/14	at Furman	31	5-7	0-0	4-4	2-7	0-1	0-0	2	14
1/19	The Citadel	27	3-6	0-1	2-2	6-7	1-5	0-1	3	8
1/21	Mercer	22	2-4	0-1	1-5	2-3	1-0	1-2	2	5
1/25	VMI	28	4-6	1-2	3-6	5-9	2-1	0-2	2	12
1/29	Furman	26	2-4	0-1	2-2	1-3	0-1	0-0	4	6
2/2	at Mercer	22	2-4	0-1	0-0	1-0	1-1	0-0	4	4
2/4	at The Citadel	25	3-5	0-1	4-8	1-4	3-0	0-1	2	10
2/7	ETSU	4	1-1	0-0	0-0	0-0	0-0	0-0	0	2
2/12	Wofford	25	0-6	0-1	1-2	3-5	3-0	0-1	4	1
2/15	at Samford	32	3-10	0-2	1-1	1-3	2-1	2-1	1	7
2/18	at Chattanooga	22	6-10	0-0	4-5	1-6	3-0	1-0	0	16
2/22	Western Car.	24	4-7	0-2	1-4	2-3	1-0	1-0	0	9
2/25	at ETSU	20	6-6	0-0	0-2	1-5	0-0	1-1	4	12
3/4	vs Wofford	28	1-3	0-1	2-2	4-5	1-0	0-0	1	4
Totals		756	97-200	3-25	47-72	65-139	35-29	16-18	65	244

LEYTE GAME BY GAME, 2020-21 (UNCG)

Date	Opponent	Min	F-FGA	3-3A	FT-FA	Of-RB	A-T	B-S	PF	Pts
11/27	vs Little Rock	14	0-2	0-2	1-2	2-2	1-1	0-0	2	1
12/1	vs Winthrop	11	0-0	0-0	0-0	0-0	0-0	0-0	2	0
12/2	vs Duquesne	11	1-3	0-1	0-1	3-5	2-0	1-0	0	2
12/10	at Coppin State	17	2-3	0-1	3-4	2-6	0-1	2-0	3	7
12/13	Norfolk State	10	0-0	0-0	0-0	1-1	0-1	0-0	1	0
12/15	USC Upstate	8	0-0	0-0	0-0	1-1	0-0	0-0	1	0
12/19	at Elon	16	1-1	0-0	0-3	0-2	2-1	0-1	3	2
12/22	at NC A&T	14	0-1	0-1	0-0	3-5	1-1	0-0	4	0
1/2	ETSU	6	0-1	0-0	0-0	1-1	1-0	0-0	0	0
1/6	at Wofford	2	0-0	0-0	0-0	0-0	0-0	0-0	0	0
1/14	at Samford	8	1-1	0-0	0-0	0-1	0-0	1-0	2	2
1/16	at Samford	2	1-1	1-1	0-0	0-0	0-0	0-0	0	3
1/18	The Citadel	6	0-1	0-1	0-0	0-1	0-0	0-0	1	0
1/23	at Chattanooga	8	2-2	0-0	0-0	0-1	0-1	0-0	1	4
1/27	Mercer	2	0-0	0-0	0-0	0-0	0-0	0-0	0	0
1/30	VMI	9	0-2	0-1	0-1	0-2	0-0	1-0	1	0
2/3	at The Citadel	6	1-2	0-1	0-0	0-0	0-0	0-0	0	2
2/8	at Furman	6	1-1	0-0	0-0	0-0	0-0	0-0	1	2
2/10	Furman	6	1-2	0-0	2-2	1-2	1-0	0-0	0	4
2/13	at Mercer	4	0-2	0-1	0-0	0-0	0-0	0-0	0	0
2/17	at VMI	10	2-2	0-0	0-0	1-2	0-0	2-0	0	4
2/20	Chattanooga	2	0-0	0-0	0-0	0-0	0-0	0-0	0	0
2/22	at Western Car.	10	1-1	0-0	0-0	1-3	0-0	0-0	0	2
2/24	Western Car.	2	0-0	0-0	0-0	1-1	0-0	0-0	0	0
2/27	at ETSU	3	0-1	0-1	0-0	0-2	0-0	0-0	2	0
3/6	vs The Citadel	10	1-1	0-0	0-0	1-4	1-0	0-0	0	2
3/7	vs ETSU	6	0-0	0-0	0-0	1-3	1-0	0-0	3	0
3/8	vs Mercer	5	0-1	0-0	0-0	0-0	1-0	0-1	1	0
3/20	vs Florida St.	13	0-0	0-0	0-0	1-5	0-0	0-0	0	0
Totals		227	15-31	1-11	6-13	20-50	11-6	7-2	28	37

LEYTE GAME BY GAME, 2021-22 (UNCG)

Date	Opponent	Min	F-FGA	3-3A	FT-FA	Of-RB	A-T	B-S	PF	Pts
11/9	NC A&T	16	2-2	0-0	0-0	2-7	2-2	0-1	3	4
11/12	at Northern KY.	22	3-7	0-0	3-4	2-6	1-1	0-1	1	9
11/15	Coppin State	22	2-7	0-2	3-4	2-6	0-1	1-7	0	7
11/18	vs Green Bay	12	3-6	0-0	3-4	2-3	0-3	0-0	2	9
11/19	vs Massachusetts	29	3-7	0-1	2-4	7-10	0-1	0-0	4	8
11/21	vs FIU	25	6-10	0-0	3-4	3-8	1-0	1-2	1	15
11/24	NC Wesleyan	19	7-9	0-1	4-4	3-5	1-0	0-0	1	18
11/27	Vermont	19	0-1	0-0	0-1	0-5	0-1	0-0	1	0
11/30	Elon	24	2-4	1-2	12-12	3-8	0-3	2-1	2	17
12/11	at Tennessee	18	2-2	0-0	0-0	0-3	1-6	0-0	1	4
12/14	at Towson	22	4-5	0-0	3-4	2-3	2-3	0-0	3	11
12/16	at UMBC	16	1-5	0-2	4-6	1-3	0-0	0-1	2	6
1/5	Furman	28	2-4	0-0	0-0	2-7	0-3	0-2	1	4
1/8	at VMI	21	5-10	0-0	1-3	3-5	0-0	0-2	1	11
1/10	Wofford	27	4-6	0-1	3-4	2-5	0-0	0-0	3	11
1/13	at The Citadel	22	6-10	0-0	0-0	3-8	1-1	1-0	5	12
1/15	at Mercer	28	3-8	1-2	1-2	2-8	0-1	0-0	2	8
1/20	Chattanooga	31	1-5	0-0	1-2	1-3	1-0	0-2	3	3
1/22	Samford	28	3-8	0-0	2-2	2-5	0-0	1-1	1	8
1/26	at ETSU	25	4-5	0-1	1-2	2-6	0-1	0-0	0	9
1/29	at Wofford	26	1-1	0-0	0-1	2-6	1-0	0-0	0	2
2/2	VMI	34	2-6	0-0	0-0	4-5	2-1	0-0	1	4
2/5	at Furman	27	4-6	0-0	3-4	4-10	3-3	3-1	0	11
2/7	at Western Carolina	26	0-3	0-1	5-6	4-10	2-1	1-0	1	5
2/10	The Citadel	27	10-14	0-0	0-0	5-8	1-3	1-0	1	20
2/13	Mercer	28	3-6	0-2	2-2	4-7	2-1	2-1	4	8
2/17	at Chattanooga	29	9-14	0-1	5-6	0-4	1-0	0-0	0	23
2/19	at Samford	22	4-10	0-1	5-8	4-6	0-1	0-1	0	13
2/27	ETSU	18	2-5	0-1	1-2	1-1	1-1	0-0	3	5
3/5	vs Samford	30	4-8	0-0	6-10	4-6	2-1	0-2	3	14
3/20	at Boston U	32	6-8	0-0	5-6	6-8	2-0	0-0	3	17
Totals		753	108-202	2-18	78-107	82-185	27-39	13-19	55	296

LEYTE GAME BY GAME, 2019-20 (UNCG)

Date	Opponent	Min	F-FGA	3-3A	FT-FA	Of-RB	A-T	B-S	PF	Pts
11/5	NC A&T	14	1-3	0-1	6-8	1-5	0-0	0-0	0	8
11/8	at Kansas	7	2-3	1-1	0-0	0-2	0-0	0-1	1	5
11/11	Averett	15	2-2	1-1	1-3	1-2	0-1	0-1	1	6
11/15	Tennessee Tech	13	2-2	0-0	0-0	2-2	0-0	1-1	0	4
11/16	Montana State	5	0-1	0-1	0-0	0-0	0-0	1-0	1	0
11/18	App State	7	0-2	0-1	0-0	0-2	1-0	0-1	0	0
11/24	VMI	5	0-0	0-0	0-0	1-1	0-0	0-0	3	0
11/30	at Georgetown	10	1-2	0-0	0-0	0-0	0-0	0-0	0	2
12/04	Kennesaw State	9	0-1	0-1	0-0	0-2	0-0	0-0	1	0
12/07	at Radford	7	0-1	0-1	0-0	2-2	0-1	0-0	0	0
12/15	NC State	2	0-1	0-0	0-0	0-0	0-0	0-0	0	0
12/18	at Vermont	3	0-0	0-0	0-0	0-0	0-0	0-0	0	0
12/21	Northern KY.	3	0-1	0-0	0-0	1-1	0-0	0-0	0	0
12/28	William Peace	19	4-8	0-2	2-4	3-3	0-1	0-0	0	10
1/1	Mercer	13	0-0	0-0	0-0	0-0	1-1	0-0	0	0
1/4	at Wofford	21	2-6	1-4	0-0	0-2	0-0	0-0	1	5
1/8	ETSU	10	0-0	0-0	0-2	1-3	1-0	1-0	2	0
1/11	at Furman	5	1-2	0-0	0-0	0-1	0-0	0-0	2	2
1/15	at The Citadel	11	1-3	0-1	0-0	2-4	0-0	0-0	1	2
1/18	Chattanooga	13	1-1	1-1	0-0	1-2	0-0	0-0	0	3
1/25	at Samford	7	0-0	0-0	0-0	0-0	0-0	0-0	1	0
1/29	at Western Car.	1	0-0	0-0	0-0	0-0	0-0	0-1	0	0
2/1	at ETSU	4	0-1	0-0	0-0	0-0	0-0	0-0	3	0
2/5	The Citadel	11	3-4	3-4	0-0	0-2	1-0	0-1	4	9
2/9	Samford	15	1-4	0-1	2-2	3-3	0-0	0-2	1	4
2/12	Western Car.	6	1-1	1-1	0-0	0-0	1-0	0-0	0	3
2/22	at VMI	1	0-0	0-0	0-0	0-0	0-0	0-0	0	0
2/29	at Chattanooga	3	0-0	0-0	0-0	0-0	0-0	0-0	0	0
3/7	vs Chattanooga	3	0-0	0-0	0-0	0-0	0-0	0-0	0	0
Totals		243	22-49	8-21	11-19	18-39	5-4	3-8	22	63

PJ HALL



SENIOR • FORWARD
6-10.5 • 238
#24 • SPARTANBURG, S.C.
DORMAN HS



HONORS AND AWARDS

- 2022-23 All-ACC Third Team
- 2021-22 All-ACC Honorable Mention
- 2021-22 ACC Most Improved Player Runner-Up
- USBWA (U.S. Basketball Writers of America) All-District Team
- 2021-22 ACC Academic Honor Roll

QUOTABLES

- » Former Penn State Head Coach Micah Shrewsberry on PJ Hall: "PJ Hall, we were walled up, body between him and the basket. But that's what an All-ACC guy does. Doesn't matter if he's hurt or coming back from injury. He makes shots at the end of the game."
- » Virginia Tech Head Coach Mike Young on PJ Hall: "He's come on here like gangbusters. I think he had a very good year a year ago. He's just so much stronger and bigger. It really gives you heartburn off of that high ball screen stuff. ... (If) he gets his feet on the ground, he's dynamite. His work around the basket. He's big. He's got beautiful touch. He's always had a beautiful touch."
- » Former Georgia Tech Head Coach Josh Pastner: "Hunter Tyson and PJ Hall are about as good of a front court as there is in the ACC."
- » Former Duke Head Coach Mike Krzyzewski on PJ Hall: "Hall is the most improved player on the planet. He played nine minutes a game last year and he's one of the better big guys in the country; he's a pro, really. He can shoot, go out and (he's) mobile."
- » North Carolina Head Coach Hubert Davis on PJ Hall: "He's (PJ Hall) a guy that plays with a lot of emotion. He's competitive. He's very physical and plays hard on both ends of the floor on every possession. He's a guy that can consistently score around the basket, but he can shoot the ball from the outside. On both ends, he's a player that could be a huge factor."
- » Former Louisville Interim Head Coach Mike Pegues on PJ Hall: "He's an animal. He's one of the best bigs in the league (ACC)."

2022-23

- » Turned in a career year appearing in 33 games and making 27 starts. Began the season on a minute restriction after rehabbing from two separate offseason surgeries (foot and knee). He was selected as an All-ACC Preseason Second Team pick by ACC media. Hall was also named to the Kareem Abdul-Jabbar Center of the Year Award Watch List.
- » Became the 45th 1,000-point scorer in Clemson history against Notre Dame and has 1,043 points entering next season.
- » Became the 11th player from the state of South Carolina to score 1,000 career points at Clemson.
- » The other 1,000-point scorers from South Carolina are Colon Abraham (Darlington), Devin and Trevor Booker (Whitmire), Fred Gilliam (Pelzer), Harold Jamison (Vance), Larry Nance (Anderson), Choppy Patterson (Piedmont), Edward Scott (Eastover), Jim Sutherland (Clemson) and Bill Yarborough (Walhalla).
- » Averaged 17.6 points in ACC play last season and will be the second leading returning scorer in the ACC this coming season in 2023-24. He is second to new teammate Joseph Girard III.
- » Averaged a career high in points (15.3) and added 5.7 rebounds, 1.0 assists and 1.1 blocks per contest.
- » Shot 53.5 percent from the floor, including a career best 39.8 percent from three (up nine percent from his sophomore campaign).
- » Finished 78.6 percent at the foul line – another career-best.
- » Despite being on a minutes restriction for the first two months of the season, he produced 27 double-digit scoring games, 10 20-point games and four double-doubles en route to an All-ACC Third Team season – his first ACC postseason honor of his career.
- » Produced double-doubles in wins at



HALL'S CAREER HIGHS

Points:	28 at Florida State (2/15/22); 28 at Louisville (2/18/23)
Field Goal Attempts:	12 at Georgia Tech (12/21/22); 12 at Louisville (2/18/23)
Field Goal Made:	21 at Duke (1/25/22); 21 at Louisville (2/18/23)
3-Pointers Made:	4 vs. Florida State (2/15/23)
3-Point Attempts:	7 vs. Virginia (1/4/22); 7 at Duke (1/25/22)
Free Throws Made:	12 at Florida State (2/15/22)
Free Throw Attempts:	13 at Florida State (2/15/22)
Rebounds:	13 vs. Drake (12/11/21)
Offensive Rebounds:	5 at Georgia Tech (12/21/22)
Assists:	4 at Georgia Tech (2/5/22); 4 vs. NC State (12/30/22)
Blocked Shots:	5 vs. Morehead State (3/15/23)
Steals:	3 vs. Loyola Chicago (12/10/22); 3 vs. Virginia Tech (1/21/23)
Minutes:	34 at Florida State (1/28/23)

HALL'S CAREER STATISTICS

Year	GP-GS	Min/Avg	FG-FA	Pct	3FG-FA	Pct	FT-FTA	Pct	OR/Reb/Avg	A-T	BS-ST	Pf-D	Pts/Avg
2020-21	21-0	208/9.9	30-61	.492	2-15	.133	12-16	.750	14/42/2.0	2-9	5-4	28-0	74/3.5
2021-22	30-29	823/27.4	179-363	.493	24-78	.308	82-105	.781	52/174/5.8	48-54	38-16	76-1	464/15.5
2022-23	33-27	811/24.6	192-359	.535	33-83	.398	88-112	.786	52/187/5.7	33-57	37-22	75-0	505/15.3
Totals	84-56	1842/21.9	401-783	.512	59-176	.335	182-233	.781	118/403/4.8	83-120	80-42	179-1	1043/12.4



PJ HALL

Georgia Tech (25/10), at Pittsburgh (12/10), at Florida State (17/10) and in a loss to Virginia (13/10) in the ACC Tournament semifinals.

- » Scored at least 20 points in three-straight games twice during the season.
- » Scored 65 points in three games from Nov. 29 to Dec. 7. He scored 22 points and totaled three rebounds in an overtime win over Penn State (Nov. 29). He finished 8-for-11 from the foul line.
- » Netted 21 points and eight rebounds in a comeback win over Wake Forest in the ACC opener (Dec. 2) and scored 22 in a win over Towson (Dec. 7).
- » Produced his first double-double of the season with 25 points and 10 rebounds in a road win at Georgia Tech (Dec. 21). Finished with five offensive rebounds and went 12-for-18 from the floor.
- » Totaled 26 points and four rebounds in a home victory over Duke (Jan. 14).
- » Scored a season-high 28 points to along with eight rebounds at Louisville (Feb. 18).

2021-22

- » Arguably the Most Improved Player in the ACC, Hall played in 30 games and made 29 starts during a career-year for the sophomore.
- » PJ Hall made the strongest case for most improved player in the ACC. Hall was +11.9 in PPG, +3.7 in RPG, +1.4 in APG and nearly +1.0 block per game. Hall increased his 3-point shooting by nearly 20.0 percent and despite the increased work load, shot 49.3 percent, including a 52.4 effective field goal percentage.
- » Hall led the Tigers in scoring (15.5 ppg) and finished second in rebounding (5.8 rpg), while blocking the most shots (38).
- » He posted a team-best 28 double-digit scoring games, including 25 consecutive outings.
- » He posted 22 points and eight rebounds in a win over Wofford (Nov. 12) – his first 20-point game of his career.
- » Totaled the same output against St. Bonaventure (Nov. 19).
- » Talled his first career double-double against Drake (Dec. 11) with 22 points and a career-best 13 rebounds.
- » Six offensive rebounds were a career-high.
- » Finished 6-for-15 from the floor and an ultra-impressive 9-for-9 from the foul line.
- » Hall is the first player since Jaron Blossomgame (Feb. 25, 2017 vs. Florida State) to finish at least 9-for-9 at the line in a game. He is also just the fourth Tiger to do so during the Brad Brownell Era at Clemson.
- » Finished 10-for-16 on a career-high made field goals in a 20-point outing during a win at NC State (Jan. 8).
- » He collected multiple blocks in five games this season, including a career-high three against St. Bonaventure (Nov. 19) and South Carolina (Dec. 18).
- » PJ Hall notched a career-high 28 points on the road at Florida State (Feb. 15).
- » It was the most in a road game by a Clemson Tiger since Marcquise Reed scored 28 at Virginia Tech on Feb. 21, 2018.
- » It was his career high and just the fourth game of at least 28 points by a Clemson center in the last 30 years. Hall made 8-13 from the field and 12-13 from the foul line. The only other Clemson centers to score at least 28 points in a game since 1992 are Trevor Booker and Chris Hobbs. Booker did it twice in 2007-08, in consecutive games against Charlotte (32) and Florida State (29). Booker also had a 31-point game as a senior against Western Carolina, but he was a power forward that year. Raymond Sykes was the center in 2009-10. Hall's scoring average is the best for a Clemson starting center since the 1990-91 season when Dale Davis averaged 17.9 points a game as a senior.

2020-21

- » Appeared in 21 games off the bench for the Tigers.
- » Averaged 3.5 points and 2.0 rebounds in nearly 10 minutes per contest.
- » Finished shooting 49.2 percent from the floor, including 75.0 percent from the foul line.
- » Scored season-high 10 points in season opener against Mississippi State at the 2020 Space Coast Challenge (Nov. 25).
- » Entered the game with Aamir Simms in foul trouble and finished 5-for-6 from the floor and seven rebounds.
- » Three of the seven boards came on the offensive glass. He also totaled one block.
- » Posted eight points in a home overtime win over NC State (Jan. 5).
- » Scored a hook shot with about 10 seconds remaining in overtime to help seal the Tiger victory 74-70.
- » Notched back-to-back games of eight points and 4-for-7 shooting against the Wolfpack and Virginia (Jan. 16).
- » Totaled six points on 3-for-5 shooting in a win against Syracuse (Feb. 6).

BEFORE CLEMSON

- » #1 ranked player in South Carolina
- » 2019-20 South Carolina Gatorade Player of the Year
- » ESPN ranked four-star prospect (No. 48 in ESPN Top 100, No. 9 power forward in the nation).
- » 247Sports ranked four-star prospect (No. 54 in Top247, No. 9

power forward in the nation.

- » Rivals ranked four-star prospect (No. 48 in Rivals150, No. 8 power forward in the nation)
- » Two-time 5A State Champion
- » Averaged 14.5 points, 8.2 rebounds and 2.1 blocks per game as a junior.
- » USA Today All-South Carolina Team
- » All-Region
- » All-State
- » Spartanburg Herald Journal First-Team All-Area
- » Chick-Fil-A Classic All-Tournament Team
- » SC Top-80 Camp "Mr. Basketball"
- » SCHSL All-Rookie Team

PERSONAL

- » Born February 21, 2002.
- » Son of Melanie and Jerome Hall
- » Majoring in sports communication
- » Sister, Thayer, was a standout volleyball player for the Florida Gators.
- » Brother, Chris, played basketball at nearby Anderson University.
- » Brother in law is Ryan Weathers who pitches for the Miami Marlins in the MLB.



HALL GAME BY GAME, 2022-23

Date	Opponent	Min	F-FGA	3-3A	FT-FA	Of-RB	A-T	B-S	PF	Pts
11/7	The Citadel									DNP
11/11	at South Carolina	22:12	7-12	1-4	0-0	1-5	0-2	1-1	3	15
11/15	USC Upstate	21:09	6-11	0-2	1-3	1-2	2-2	0-2	2	13
11/18	Bellarmine	19:30	1-3	1-1	7-8	1-4	0-1	1-1	1	10
11/21	Loyola Maryland	12:45	1-5	0-2	2-2	0-1	0-1	1-0	2	4
11/25	vs. Iowa	12:55	0-2	0-0	0-0	3-4	0-1	0-0	3	0
11/26	vs. California	14:26	5-10	0-1	0-0	0-0	0-1	0-0	1	10
11/29	Penn State	24:03	6-8	2-2	8-11	1-3	0-0	1-1	0	22
12/2	Wake Forest*	22:26	7-11	2-4	5-6	0-8	0-3	1-1	2	21
12/7	Towson	28:29	10-17	1-3	1-1	2-5	2-4	1-0	4	22
12/10	vs. Loyola Chicago	23:16	3-6	0-1	1-2	0-4	2-3	1-3	1	7
12/17	vs. Richmond	17:22	3-5	3-3	0-0	4-8	2-0	2-2	1	9
12/21	at Georgia Tech*	27:34	12-18	0-0	1-1	5-10	3-2	1-0	4	25
12/30	NC State*	22:51	2-9	1-4	0-0	1-5	4-3	3-0	1	5
1/4	at Virginia Tech*	24:45	4-8	2-3	3-4	0-3	0-2	1-1	4	13
1/7	at Pittsburgh*	27:43	4-11	0-1	4-5	3-10	1-1	1-0	1	13
1/11	Louisville*	16:28	3-7	0-0	4-4	0-1	0-1	1-0	3	10
1/14	Duke*	26:54	10-16	1-3	5-7	2-4	1-2	0-1	0	26
1/17	at Wake Forest*	30:20	7-16	1-4	7-7	1-9	0-4	1-0	3	22
1/21	Virginia Tech*	31:02	7-15	1-3	5-6	0-8	0-3	1-3	2	20
1/24	Georgia Tech*	26:36	6-12	1-3	4-4	0-7	2-1	1-0	2	17
1/28	at Florida State*	34:30	4-9	1-5	8-10	4-10	2-3	1-0	4	17
1/31	at Boston College*32:41	3-12	1-4	2-2	2-9	0-3	1-1	2	9	
2/4	Miami (Fla.)	28:33	8-14	1-3	2-2	1-5	1-2	2-1	3	19
2/11	at North Carolina*	25:00	7-13	2-3	2-2	1-3	0-3	0-0	3	18
2/15	Florida State*	22:11	8-10	4-4	0-0	2-6	1-0	0-0	2	20
2/18	at Louisville*	30:16	12-21	1-5	3-5	3-8	0-0	0-0	4	28
2/22	Syracuse*	30:59	8-11	0-2	0-1	2-5	3-0	1-1	2	16
2/25	at NC State*	21:25	9-11	2-3	0-1	1-5	1-0	1-0	3	20
2/28	at Virginia*	31:21	9-13	1-2	0-0	3-9	1-2	0-0	3	19
3/4	Notre Dame*	23:59	5-13	0-1	5-5	2-7	2-0	4-1	1	15
3/9	vs. NC State (ACC)17:51	5-9	3-4	2-2	1-2	2-4	1-1	3	15	
3/10	vs. Virginia (ACC)	31:11	4-12	0-2	5-6	3-10	1-3	2-0	4	13
3/15	Morehead State (NIT)28:39	6-9	0-1	1-5	2-7	0-0	5-1	1	13	
Totals		811:21	192-359	33-83	88-112	52-187	33-57	37-22	75	505

PJ HALL

HALL GAME BY GAME, 2021-22

Date	Opponent	Min	F-FGA	3-3A	FT-FA	Of-RB	A-T	B-S	PF	Pts
11/09	Presbyterian	29	2-4	1-2	1-4	1-8	1-4	2-1	2	6
11/12	Wofford	25	6-8	3-4	7-10	2-8	0-3	0-0	4	22
11/15	Bryant	23	7-13	0-1	0-0	2-5	3-0	1-0	2	14
11/18	vs. Temple	20	6-11	1-4	0-0	0-2	3-0	1-0	0	13
11/19	vs. St. Bonaventure	31	8-15	3-5	3-4	3-8	2-1	3-0	1	22
11/21	vs. West Virginia	25	5-7	0-1	0-0	2-5	1-1	0-0	2	10
11/26	Charleston Southern	12	4-7	1-2	1-2	0-2	2-1	0-1	3	10
11/30	at Rutgers	19	5-13	0-3	0-0	1-4	0-0	2-0	5	10
12/04	at Miami (Fla.)*	35	6-14	0-4	6-6	1-7	2-2	0-1	2	18
12/11	vs. Drake	38	6-15	1-5	9-9	6-13	2-3	0-0	2	22
12/14	Miami (Ohio)	26	5-12	1-4	2-2	0-5	1-1	2-0	2	13
12/18	South Carolina	29	5-14	0-1	6-8	3-8	2-0	3-1	4	16
12/22	at Virginia*	32	5-13	1-2	0-2	2-7	1-1	1-1	1	11
01/04	Virginia*	29	5-16	3-7	0-0	0-3	3-1	0-0	2	13
01/08	at NC State*	32	10-16	0-1	0-0	2-5	3-0	4-1	3	20
01/12	at Notre Dame*	29	7-16	0-4	0-0	1-7	3-2	0-0	2	14
01/15	Boston College*	32	4-9	0-2	4-4	0-2	2-5	1-0	4	12
01/18	at Syracuse*	33	9-13	0-0	1-3	2-11	0-1	0-2	3	19
01/22	Pittsburgh*	28	4-5	2-2	6-8	0-1	2-5	0-0	1	16
01/25	at Duke*	34	6-21	2-7	0-0	4-10	3-1	1-0	2	14
02/02	Florida State*	27	5-8	0-0	5-6	2-7	0-1	1-1	4	15
02/05	at Georgia Tech*	27	9-15	0-2	0-0	4-8	4-3	2-1	1	18
02/08	North Carolina*	29	9-18	2-5	4-4	0-3	3-2	4-2	4	24
02/10	Duke*	29	6-15	1-3	4-5	2-3	0-2	2-1	2	17
02/12	Notre Dame*	29	9-19	0-0	1-1	3-7	1-2	1-1	2	19
02/15	at Florida State*	28	8-13	0-1	12-13	3-6	1-0	1-0	4	28
02/19	at Louisville*	2	1-1	0-0	0-0	0-0	0-0	0-0	0	2
02/23	Wake Forest*									DNP
02/26	at Boston College*									DNP
03/02	Georgia Tech*									DNP
03/05	Virginia Tech*	13	5-9	0-0	2-2	1-4	0-5	0-2	4	12
03/08	NC State (ACC)	31	7-12	0-2	4-6	3-10	3-3	4-0	4	18
03/09	Virginia Tech (ACC)	32	5-11	2-4	4-6	2-5	3-0	2-0	4	1
Totals		822	179-363	24-78	82-105	52-174	48-54	38-16	76	464



HALL GAME BY GAME, 2020-21

Date	Opponent	Min	F-FGA	3-3A	FT-FA	Of-RB	A-T	B-S	PF	Pts
11/25	vs. Mississippi St.	23	5-6	0-1	0-0	3-7	0-2	1-0	2	10
11/26	vs. Purdue	7	2-3	1-2	0-0	0-1	0-0	0-0	2	5
12/02	South Carolina St.									DNP
12/09	Maryland	7	0-2	0-1	2-2	0-3	0-0	0-0	0	2
12/12	vs. Alabama	13	2-4	0-0	0-0	1-2	0-1	0-2	1	4
12/15	at Virginia Tech	9	1-4	0-2	0-0	0-1	0-0	0-0	3	2
12/21	Morehead St.	13	2-2	0-0	1-2	1-3	0-0	0-1	1	5
12/29	Florida State*	12	1-2	0-0	1-2	3-4	0-0	0-0	2	3
01/02	at Miami (Fla.)*	11	3-4	1-1	0-0	0-1	0-1	0-0	0	7
01/05	NC State*	13	4-7	0-3	0-0	0-2	0-0	0-0	2	8
01/16	Virginia*	14	4-7	0-2	0-0	1-3	0-0	0-1	1	8
01/20	at Georgia Tech*	7	0-0	0-0	2-2	0-0	0-2	0-0	2	2
01/23	at Florida State*	11	2-5	0-1	0-0	0-1	0-0	0-0	2	4
01/27	Louisville*	5	0-0	0-0	0-0	0-2	0-0	1-0	0	0
01/30	at Duke*	8	0-2	0-2	2-2	1-2	1-1	0-0	3	2
02/02	North Carolina*	4	0-0	0-0	0-0	0-0	0-1	0-0	2	0
02/06	Syracuse*	12	3-5	0-0	0-0	2-3	0-0	0-0	2	6
02/12	Georgia Tech*	6	0-0	0-0	2-2	1-1	0-1	0-0	0	2
02/24	at Wake Forest*									DNP
02/27	Miami (Fla.)*									DNP
03/03	at Syracuse*	6	0-2	0-0	2-4	0-1	0-0	2-0	0	2
03/06	Pittsburgh	12	1-4	0-0	0-0	1-3	1-0	1-0	1	2
03/10	vs. Miami (Fla.) (ACC)	6	0-2	0-0	0-0	0-1	0-0	0-0	0	0
03/19	vs. Rutgers (NCAA)	1	0-0	0-0	0-0	0-1	0-0	0-0	2	0
Totals		208	30-61	2-15	12-16	14-42	2-9	5-4	28	74



CHASE HUNTER



R-SENIOR • GUARD
6-4.5 • 200
#1 • ATLANTA, GA.
WESTLAKE HS



2022-23

- » Turned in a career year offensively for the Tigers, helping propel the team to 23 wins and 14 league wins.
- » Averaged 13.8 points, 3.0 rebounds, 4.5 assists and 0.5 steals per game, while adding in 0.3 blocks per game.
- » Shot 41.0 percent from the floor and 35.6 percent from three, while adding in 81.3 percent from the free throw line.
- » Posted a 138:70 assist-to-turnover ratio last season, including 17 steals and eight blocks.
- » Posted double-digit points in 26 contests, including 20+ points four times.
- » Scored a career-high 26 points at Florida State (Jan. 28), which included the game-winning three-point play. He finished 7-for-12 from the floor, 2-for-5 from three and 10-for-11 from the foul line. The 10 made free throws tied a career high.
- » Posted his first career double-double with a 13-point, 11-assist performance in a win over Syracuse (Feb. 22). It marks just the third such double-double (points/assists) under Brad Brownell at Clemson (Marcquise Reed and Clyde Trapp).
- » Had six games garnering at least five rebounds, including a career-best-tying seven against Louisville (Jan. 11). He also had 13 games of at least five assists, while assuming the point guard role for the first time in his career last season.

2021-22

- » Appeared in all 33 games and made 15 starts.
- » Averaged 6.7 points, 2.7 rebounds and 1.8 assists per game, while adding 0.5 steals per contest.
- » Shot 45.1 percent from the floor, including 34.5 percent from three and 75.0 percent from the free throw line.
- » Turned in a 60:33 assist-to-turnover ratio last season, including 15 steals and six blocked shots.
- » Posted double-digit points in nine contests, including two 20-point games.
- » Scored career-high 23 points at Boston College (Feb. 26) on 7-for-9 shooting, including 8-of-10 from the free throw line. He also added seven rebounds against the Eagles.
- » He netted 21 points against Wake Forest (Feb. 23) on 10-of-12 shooting from the floor.
- » Tied his career-high with seven rebounds on two occasions. At Duke (Feb. 10) and at Boston College.
- » Had 13 games posting at three or more assists, including a career-best five twice.
- » Totaled five assists at Duke and at Georgia Tech (Feb. 5).

2020-21

- » Appeared in 24 games and made four starts.
- » Finished shooting 31.1 percent from the field.
- » Made at least three field goals on four occasions, including a season-high four twice.
- » Scored a season-high nine points at Florida State (Jan. 23).
- » Finished an effective 4-for-7 from the floor.
- » Tied season-high with nine points at Duke (Jan. 30).
- » Finished 4-for-8 from the floor and 1-for-1 from three.
- » Tallied a season-best and career-high-tying four assists at Syracuse (March 3).

2019-20

- » Limited to just nine games and four starts due to a foot injury.
- » Started first four games of the season before suffering an injury.
- » Over the course of nine contests, averaged 5.3 points, 1.0 rebound, 1.6 assists and 0.8 steals per game.



HUNTER'S CAREER HIGHS

Points:	26 at Florida State (1/28/23)
Field Goals Made:	10 vs. Wake Forest (2/23/22)
Field Goal Attempts:	17 vs. The Citadel (1/17/22)
3-Pointers Made:	5 vs. Bellarmine (11/18/22)
3-Point Attempts:	9 vs. Syracuse (2/22/23)
Free Throws Made:	10 at Florida State (1/28/23)
Free Throw Attempts:	10 at Florida State (1/28/23)
Rebounds:	7, three times, last vs. Louisville (1/11/23)
Offensive Rebounds:	3 vs. Wofford (11/12/21)
Assists:	11 vs. Syracuse (2/22/23)
Blocked Shots:	1, 17 times, last at Virginia (2/28/23)
Steals:	3 at Florida State (1/23/21)
Minutes:	38, twice, last vs. Louisville (1/11/23)

HUNTER'S CAREER STATISTICS

Year	GP-GS	Min/Avg	FG-FA	Pct	3FG-FA	Pct	FT-FTA	Pct	OR/Reb/Avg	A-T	BS-ST	Pf-D	Pts/Avg
2019-20	9-4	175/19.4	17-45	.378	7-23	.304	7-11	.636	1/9/1.0	14-12	0-7	17-0	48/5.3
2020-21	24-4	337/14.0	28-90	.311	5-35	.143	8-12	.667	6/29/1.2	22-19	3-10	27-0	69/2.9
2021-22	33-15	749/22.7	78-173	.451	20-58	.345	45-60	.750	16/88/2.7	60-33	6-15	57-0	221/6.7
2022-23	31-31	994/32.1	144-351	.410	48-135	.356	91-112	.813	7/93/3.0	138-70	8-17	69-1	427/13.8
Totals	97-54	2255/23.3	267-659	.405	80-251	.319	151-195	.774	30/219/2.3	234-134	17-49	170-1	765/7.9



CHASE HUNTER

- » Finished shooting 37.8 percent from the field.
- » Scored seven points in career debut against Virginia Tech (Nov. 5), finishing 3-for-10 from the floor with three rebounds and two assists.
- » Posted the first of back-to-back double-digit scoring games with 13 points against Presbyterian (Nov. 7).
- » Finished 5-for-7 from the floor and 3-for-5 from 3-point range. Added a career-best four assists.
- » Three days later, scored 10 points in a win over Colgate (Nov. 10), finishing an efficient 4-for-6 from the floor with two rebounds and one assist.
- » Tied career-high with four assists in a win against Detroit Mercy (Nov. 17).
- » Last game action came at Louisville (Jan. 25), scoring eight points on 3-for-5 shooting and 2-for-4 shooting from 3-point range, in just 11 minutes.

BEFORE CLEMSON

- » Comes to Clemson as a four-star prospect and No. 98 overall in 247Sports' Top 100 for the 2019 class. » 247Sports ranks Hunter as the No. 4 player in the state of Georgia and the No. 14 combo guard in the country.
- » Averaged 15.6 points, 4.1 rebounds, 2.3 assists and 1.8 steals per game as a junior.
- » Scored in double-figures in 17-of-22 games and scored more than 20 points on eight occasions, including at least 30 points twice.
- » On the Under Armour circuit, Hunter averaged 14.0 points, 2.7 assists, 2.5 rebounds and 1.5 steals per game.
- » Hunter chose Clemson over Georgia, Virginia, Oklahoma and Michigan State.

PERSONAL

- » Born April 8, 2001.
- » Son of Brandi Hunter-Lewis
- » Majoring in Parks, Recreation, Tourism Management.

HIGH SCHOOL ACCOLADES

- » 247Sports Top 100 Prospect
- » Ranked No. 4 player in the state of Georgia
- » Ranked No. 14 combo guard in the country according to 247Sports.

C. HUNTER GAME BY GAME, 2022-23

Date	Opponent	Min	F-FGA	3-3A	FT-FA	Of-RB	A-T	B-S	PF	Pts
11/7	The Citadel	33:32	8-17	3-4	4-4	1-1	7-0	0-0	0	23
11/11	at South Carolina	33:15	5-12	0-1	3-4	1-5	5-1	0-1	1	13
11/15	USC Upstate	35:13	7-12	4-6	2-4	0-3	3-2	1-0	4	20
11/18	Bellarmine	37:09	5-8	5-6	0-0	0-2	8-3	0-0	3	15
11/21	Loyola Maryland	18:50	4-6	1-2	1-2	0-1	1-4	0-0	0	10
11/25	vs. Iowa	28:30	7-15	2-5	5-5	0-3	6-3	0-0	3	21
11/26	vs. California	34:50	5-10	3-6	1-3	0-1	7-3	0-2	1	14
11/29	Penn State	29:15	1-12	1-3	4-4	0-1	5-1	1-0	5	7
12/2	Wake Forest*	29:58	3-7	0-4	5-5	0-3	4-7	1-0	3	11
12/7	Towson	34:51	4-9	4-8	2-4	0-2	7-3	1-1	1	14
12/10	vs. Loyola Chicago	33:46	5-13	1-5	2-3	0-2	2-3	0-1	2	13
12/17	vs. Richmond	28:55	7-12	2-3	2-3	0-2	3-1	0-1	2	18
12/21	at Georgia Tech*	35:39	4-13	0-3	6-7	1-3	4-4	1-1	2	14
12/30	NC State*	35:35	4-12	1-3	3-4	0-2	3-1	1-1	0	12
1/4	at Virginia Tech*	23:24	3-8	0-2	6-6	0-2	4-2	0-2	2	12
1/7	at Pittsburgh*	32:32	6-14	1-3	4-4	1-5	3-0	0-1	3	17
1/11	Louisville*	38:34	4-10	1-5	4-4	1-7	4-3	0-0	3	13
1/14	Duke*	28:32	1-10	0-3	3-3	1-3	1-2	0-0	2	5
1/17	at Wake Forest*		DNP							
1/21	Virginia Tech*		DNP							
1/24	Georgia Tech*		DNP							
1/28	at Florida State*	27:33	7-12	2-5	10-11	0-4	3-3	0-0	4	26
1/31	at Boston College*	31:42	4-14	0-5	4-4	0-4	0-5	0-0	0	12
2/4	Miami (Fla.)	37:55	3-12	0-3	0-0	0-4	6-2	0-0	2	6
2/11	at North Carolina*	33:06	3-16	1-8	8-8	0-4	4-2	1-0	1	15
2/15	Florida State*	28:02	7-9	2-3	2-2	0-1	6-1	0-0	2	18
2/18	at Louisville*	36:25	7-13	1-2	0-2	0-5	6-2	0-1	4	15
2/22	Syracuse*	30:51	4-9	4-9	1-2	0-3	11-2	0-1	0	13
2/25	at NC State*	28:02	5-13	2-5	3-5	0-2	3-2	0-2	2	15
2/28	at Virginia*	36:22	3-10	1-4	0-1	0-5	3-0	1-1	4	7
3/4	Notre Dame*	33:01	5-11	4-8	0-0	0-5	7-0	0-0	2	14
3/9	vs. NC State (ACC)	32:53	5-12	1-4	0-0	0-3	9-3	0-0	1	11
3/10	vs. Virginia (ACC)	33:54	2-9	0-4	1-1	1-3	2-1	0-0	3	5
3/15	Morehead State (NIT)	32:08	6-11	1-3	5-7	0-2	1-4	0-1	4	18
Totals		994:14	144-351	48-135	91-112	7-93	138-70	8-17	69	427



CHASE HUNTER

HUNTER GAME BY GAME, 2021-22

Date	Opponent	Min	F-FGA	3-3A	FT-FA	Of-RB	A-T	B-S	PF	Pts
11/09	Presbyterian	13	1-3	0-0	3-4	0-1	1-0	0-0	2	5
11/12	Wofford	18	2-5	0-1	3-4	3-3	1-0	1-0	0	2
11/15	Bryant	20	2-5	0-1	3-4	0-3	3-0	0-0	2	7
11/18	vs. Temple	22	3-8	0-2	0-0	1-2	3-2	0-0	3	6
11/19	vs. St. Bonaventure	7	0-4	0-0	0-0	0-0	1-0	0-1	0	0
11/21	vs. West Virginia	19	0-1	0-1	1-2	0-2	1-1	0-0	1	1
11/26	Charleston Southern	19	1-6	0-1	0-0	0-2	1-2	0-1	0	2
11/30	at Rutgers	14	1-1	0-0	0-0	1-4	1-0	0-1	2	2
12/04	at Miami (Fla.)*	23	5-7	3-4	2-2	0-2	0-0	0-1	4	15
12/11	vs. Drake	14	1-2	0-1	0-0	0-0	1-0	0-1	0	2
12/14	Miami (Ohio)	6	0-1	0-1	0-0	0-0	0-1	0-0	0	0
12/18	South Carolina	13	1-2	0-0	1-2	2-5	0-0	1-1	0	3
12/22	at Virginia*	11	0-1	0-1	0-0	0-1	1-0	0-0	1	0
01/04	Virginia*	14	0-2	0-1	0-0	0-0	0-1	1-1	2	0
01/08	at NC State*	14	3-3	1-1	0-0	0-1	2-2	1-0	0	7
01/12	at Notre Dame*	21	3-5	1-2	0-0	2-3	0-1	1-1	4	7
01/15	Boston College*	12	1-3	0-0	0-0	0-1	0-0	0-0	1	2
01/18	at Syracuse*	24	4-8	3-7	0-0	0-2	3-1	0-0	4	11
01/22	Pittsburgh*	30	4-5	1-1	4-4	0-5	3-0	1-0	2	13
01/25	at Duke*	27	5-10	2-2	0-0	2-7	5-1	0-0	2	12
02/02	Florida State*	23	4-6	0-0	4-7	0-2	0-2	0-0	2	12
02/05	at Georgia Tech*	34	1-7	0-3	2-2	1-5	5-3	0-1	1	4
02/08	North Carolina*	33	2-5	0-1	1-2	2-6	3-3	0-0	1	5
02/10	Duke*	31	5-8	1-2	2-2	0-4	2-0	1-0	1	13
02/12	Notre Dame*	31	2-7	1-4	1-2	0-3	3-0	0-0	3	6
02/15	at Florida State*	27	0-6	0-2	3-4	1-1	4-2	0-0	3	3
02/19	at Louisville*	31	4-9	1-3	1-1	1-2	3-2	0-0	3	10
02/23	Wake Forest*	33	10-12	1-2	0-0	0-4	2-3	0-2	1	21
02/26	at Boston College*	33	7-9	1-2	8-10	0-7	0-2	1-1	1	23
03/02	Georgia Tech*	32	1-5	1-2	2-2	0-4	4-2	1-1	1	5
03/05	Virginia Tech*	27	0-4	0-3	1-2	0-3	2-2	0-1	2	1
03/08	NC State (ACC)	19	2-5	1-3	3-4	0-1	4-1	0-1	4	8
03/09	Virginia Tech (ACC)	40	5-10	2-3	1-2	0-2	3-0	0-0	2	13
Totals		748	78-173	20-58	45-60	16-88	60-33	6-15	57	221

HUNTER GAME BY GAME, 2020-21

Date	Opponent	Min	F-FGA	3-3A	FT-FA	Of-RB	A-T	B-S	PF	Pts
11/25	vs. Mississippi St.	16	1-5	0-1	1-2	0-3	1-0	0-1	1	3
11/26	vs. Purdue	9	0-0	0-0	0-0	0-2	1-2	0-1	2	0
12/02	South Carolina St.	18	2-5	0-0	1-2	1-3	1-1	0-1	2	5
12/09	Maryland	9	0-2	0-0	0-0	0-1	1-0	0-0	1	0
12/12	vs. Alabama	15	1-6	0-0	2-2	0-1	0-1	1-1	0	4
12/15	at Virginia Tech	16	2-5	0-1	0-0	1-3	1-2	0-0	2	4
12/21	Morehead St.	18	0-5	0-2	0-0	0-0	2-0	0-0	2	0
12/29	Florida State*	21	3-8	0-3	2-2	1-2	0-0	0-0	1	8
01/02	at Miami (Fla.)*	13	1-3	1-2	0-0	0-1	1-2	0-0	4	3
01/05	NC State*	8	1-1	0-0	0-2	1-1	0-1	0-0	1	2
01/16	Virginia*	16	2-3	0-0	0-0	0-1	0-1	0-0	0	4
01/20	at Georgia Tech*	12	0-2	0-2	0-0	0-0	1-1	0-0	0	0
01/23	at Florida State*	16	4-7	1-4	0-0	0-0	0-1	0-3	2	9
01/27	Louisville*	9	0-3	0-3	0-0	0-2	1-1	0-1	1	0
01/30	at Duke*	18	4-8	1-1	0-0	1-2	2-1	0-1	0	9
02/02	North Carolina*	17	1-3	1-2	0-0	0-1	1-0	0-0	2	3
02/06	Syracuse*	3	0-0	0-0	0-0	0-0	0-1	1-0	0	0
02/12	Georgia Tech*	9	0-1	0-1	0-0	1-2	1-1	0-0	1	0
02/24	at Wake Forest*	9	0-3	0-2	0-0	0-2	1-2	0-0	0	0
02/27	Miami (Fla.)*	9	0-3	0-2	0-0	0-0	2-0	0-0	2	0
03/03	at Syracuse*	20	3-6	1-4	0-0	0-2	4-0	0-1	2	7
03/06	Pittsburgh	21	2-4	0-2	0-0	0-0	0-1	0-0	1	4
03/10	vs. Miami (Fla.) (ACC)	12	0-2	0-1	2-2	0-0	0-0	0-0	0	2
03/19	vs. Rutgers (NCAA)	15	1-5	0-2	0-0	0-0	1-0	1-0	0	2
Totals		337	28-90	5-35	8-12	6-29	22-19	3-10	27	69



HUNTER GAME BY GAME, 2019-20

Date	Opponent	Min	F-FGA	3-3A	FT-FA	Of-RB	A-T	B-S	PF	Pts
11/05	Virginia Tech*	29	3-10	0-3	1-5	0-3	2-0	0-0	4	7
11/07	Presbyterian	24	5-7	3-5	0-0	1-2	4-1	0-1	1	13
11/10	Colgate	25	4-6	0-1	2-2	0-2	1-1	0-0	1	10
11/17	Detroit Mercy	30	1-8	1-5	2-2	0-2	4-4	0-2	2	5
11/21	Alabama A&M									DNP
11/24	vs. Texas Christian	15	0-1	0-0	0-0	0-0	2-2	0-1	2	0
11/26	vs. Colorado									DNP
12/02	at Minnesota									DNP
12/08	at Florida State*									DNP
12/15	South Carolina	19	1-5	1-2	2-2	0-0	0-2	0-2	1	5
12/20	Jacksonville									DNP
12/22	Yale									DNP
12/31	Miami (Fla.)*									DNP
01/04	NC State*									DNP
01/11	at North Carolina*									DNP
01/14	Duke*									DNP
01/18	at NC State*	11	0-1	0-1	0-0	0-0	0-1	0-0	1	0
01/21	Wake Forest*	11	0-2	0-2	0-0	0-0	1-0	0-0	2	0
01/25	at Louisville*	11	3-5	2-4	0-0	0-0	0-1	0-1	3	8
01/28	Syracuse*									DNP
02/01	at Wake Forest*									DNP
02/05	at Virginia*									DNP
02/09	Notre Dame*									DNP
02/12	at Pittsburgh*									DNP
02/15	Louisville*									DNP
02/22	at Boston College*									DNP
02/25	at Georgia Tech*									DNP
02/29	Florida State*									DNP
03/04	at Virginia Tech*									DNP
03/06	Georgia Tech*									DNP
03/11	vs. Miami (Fla.) (ACC)									DNP
03/12	vs. Florida State (ACC)									Cancelled Due to COVID-19
Totals		175	17-45	7-23	7-11	1-9	14-12	0-7	17	48

ANDREW LATIFF



SENIOR • GUARD
6-5 • 184
#13 • CLEMSON, S.C.
DANIEL HS




BEFORE CLEMSON

- » Attended nearby Daniel High School and served as a team captain.
- » Led team to a 23-6 record – an all-time best for Daniel.
- » Selected to play in All Star Tri-County Tip Off Classic
- » Mountain Lakes First Team Selection
- » All-Region runner-up
- » All-Academic team for four years
- » Highest 3-point percentage for Daniel High School
- » Played AAU for Carolina Pressure

PERSONAL

- » Born March 1, 2002
- » Son of Catherine and Todd Latiff
- » Majoring in management



JAKE HEIDBREDER



JUNIOR • GUARD
6-5.5 • 180
#3 • FLOYDS KNOBS, IND.
FLOYD CENTRAL HS
AIR FORCE



HONORS AND AWARDS

- » 2023 All-Mountain West Third Team
- » Mountain West Freshman of the Week (Jan. 3, 2022)
- » 303 points in 2022 was then-Air Force freshman record in MW era (4th all-time).
- » 194 points in MW play in 2022 is an Air Force freshman record.
- » 2022 Academic All-Mountain West
- » 2022 Mountain West Scholar-Athlete
- » 2023 College Sports Communicators (CSC) Academic All-District

2022-23 (AIR FORCE)

- » 2023 All-Mountain West Third Team (first sophomore to earn All-MW at Air Force since 2013).
- » Team-leading 15.1 ppg.
- » Fourth in Mountain West with 75 three's made.
- » 75 three's is seventh best in a season at Air Force.
- » Led team in scoring 17 times and scored 20+ points six times.
- » Shooting splits of .483/.399/.867
- » Led team in scoring in MW play, averaging 14.2 ppg.
- » Collegiate Hoops Roadshow All-Tournament Team
- » College Sports Communicators (CSC) Academic All-District

2021-22 (AIR FORCE)

- » Second on team in scoring at 10.4 ppg.
- » 303 points is Air Force freshman record for MW era (2nd all-time).
- » 194 pts in MW play is an Air Force freshman record.
- » Lone player on the team to start every game.
- » Ended season with seven consecutive games in double digits scoring.
- » 42 three's ranks second most by an AF freshman in MW era.
- » Averaged 11.4 ppg and 37.0 mpg in conference play.
- » 18 pts vs. Boise State on career-high's of 7 FG's and 4 three's.
- » Career-high 20 pts, most by AF freshman this year, vs. New Mexico.
- » 16 pts, 5-9 shooting, 3-7 from 3 in 40 mins vs. Colorado State.
- » Earned MW Freshman of the week on Jan. 3 with performance vs. Utah State.
- » 2022 Academic All-Mountain West
- » 2022 Mountain West Scholar-Athlete

BEFORE AIR FORCE

- » Lettered four years in basketball.
- » Led Floyd Central to its first section title in 31 years as a junior, averaged 19.9 ppg as a senior and scored 1,228 career points.
- » Scored career-high 44 points in final regular season game of high school career.
- » 3x first-team All-Hoosier Hills Conference.
- » Indiana Junior All-Star.
- » Indiana Basketball Coaches Association Large School All-State Team.
- » All-State honorable mention by AP.

PERSONAL

- » Born March 5, 2003
- » Son of Julie and Hudson Heidbreder
- » Majoring in economics
- » Has two siblings
- » Hobbies are hanging out with friends, fishing and going to the gym. He credits his family as having the biggest influence on his sports career.
- » Dream vacation spot is The Maldives
- » Favorite team is the Indiana Pacers
- » Favorite player is Luka Doncic
- » Enjoys listening to Drake
- » Favorite class subject is math



HEIDBREDER'S CAREER HIGHS

Points:	27 vs. South Dakota (12/6/22)
Field Goals Made:	11 vs. New Mexico (2/10/23)
Field Goal Attempts:	16 vs. Utah State (1/3/23)
3-Pointers Made:	5 at UNLV (3/8/23)
3-Point Attempts:	10 at UNLV (3/8/23)
Free Throws Made:	11 vs. Delaware (11/11/22)
Free Throw Attempts:	12 vs. Delaware (11/11/22)
Rebounds:	9 at UNLV (3/8/23)
Offensive Rebounds:	4 at San Jose State (1/25/22)
Assists:	7 at Utah State (2/14/23)
Blocked Shots:	1, four times, last vs. Utah State (2/14/23)
Steals:	2 vs. Utah State (3/4/23)
Minutes:	45 at UNLV (3/8/23)

HEIDBREDER'S CAREER STATISTICS

Year	GP-GS	Min/Avg	FG-FA	Pct	3FG-FA	Pct	FT-FTA	Pct	OR/Reb/Avg	A-T	BS-ST	Pf-D	Pts/Avg
2021-22	29-29	988/34.1	106-213	.498	44-116	.379	47-59	.797	25/94/3.2	56-36	3-15	72-1	303/10.4
2022-23	32-32	1042/32.6	168-344	.488	75-188	.399	72-83	.867	13/106/3.3	53-54	1-19	63-1	483/15.1
Totals	61-61	2030/33.3	274-557	.492	119-304	.391	119-142	.838	38/200/3.3	109-90	4-34	135-2	786/12.9

* - Games played at Air Force



JAKE HEIDBREDER

HEIDBREDER GAME BY GAME, 2022-23 (AIR FORCE)

Date	Opponent	Min	F-FGA	3-3A	FT-FA	Of-RB	A-T	B-S	PF	Pts
11/7	Bowling Green	31	4-10	4-8	0-1	0-3	1-1	0-0	4	12
11/11	Delaware	33	6-12	3-8	11-12	0-7	0-1	0-0	2	26
11/14	T A&M Comm	33	4-9	2-6	6-8	0-4	0-3	0-0	4	16
11/17	Portland	30	2-5	2-5	2-2	1-6	0-2	0-1	1	8
11/21	USC Upstate	29	5-9	2-5	4-4	1-2	4-3	0-1	4	16
11/23	Miss. Val.	26	2-8	2-8	0-0	0-1	4-2	0-1	2	6
11/27	Montana	32	5-8	1-3	5-5	1-5	1-1	0-2	1	16
11/30	Ark. Pine Bluff	27	4-8	3-6	0-0	0-1	1-0	0-1	2	11
12/3	at Portland St.	29	5-11	2-8	4-4	0-4	1-1	0-0	3	16
12/6	South Dakota	25	8-12	5-8	6-6	0-3	1-2	0-0	2	27
12/9	Arkansas St.	22	5-9	2-5	4-4	1-1	1-0	0-0	0	16
12/18	Tarleton St.	30	6-10	3-6	2-2	0-3	2-3	0-0	2	17
12/20	at Northern Colo.	33	5-10	2-5	5-8	0-3	1-2	0-0	2	17
12/28	at San Diego St.	26	2-9	2-7	0-0	0-4	0-3	0-0	0	6
12/31	Nevada	31	7-11	5-8	3-3	0-0	2-2	0-0	2	22
1/3	Utah St.	36	8-16	2-6	1-1	1-4	1-3	0-1	3	19
1/10	at Colorado St.	38	7-15	1-7	0-0	0-2	3-0	0-0	0	15
1/14	at Fresno St.	36	0-7	0-3	0-0	1-7	4-1	0-1	1	0
1/17	Wyoming	28	3-8	0-3	2-2	0-3	0-2	0-1	1	8
1/21	San Diego St.	37	7-15	3-8	0-0	1-6	0-1	0-1	3	17
1/24	at San Jose St.	30	4-7	1-2	0-0	0-1	0-0	0-0	0	9
1/27	at New Mexico	38	4-10	1-5	0-0	0-2	2-0	0-0	2	9
1/31	Boise St.	27	3-9	1-6	2-2	0-4	1-1	0-1	2	9
2/4	at Nevada	36	7-13	3-8	1-3	1-2	3-1	0-1	2	18
2/7	Colorado St.	37	5-17	3-8	0-0	0-2	1-0	0-1	0	13
2/10	New Mexico	39	11-13	3-3	1-3	1-5	2-2	0-1	3	26
2/14	at Utah St.	39	7-11	2-3	0-0	0-3	4-1	1-0	1	16
2/17	at Wyoming	24	8-10	2-3	4-4	1-1	3-0	0-1	5	22
2/21	Fresno St.	40	6-10	3-5	2-2	1-5	7-4	0-0	3	17
2/24	at UNLV	35	6-12	4-6	0-0	0-0	1-4	0-1	3	16
3/4	San Jose St.	40	4-11	1-6	4-4	1-3	3-1	0-2	2	13
3/8	at UNLV	45	8-19	5-10	3-3	1-9	1-4	0-0	4	24
Totals		1042	168-344	75-188	72-83	13-106	53-54	1-19	63	483



HEIDBREDER GAME BY GAME, 2021-22 (AIR FORCE)

Date	Opponent	Min	F-FGA	3-3A	FT-FA	Of-RB	A-T	B-S	PF	Pts
11/11	vs South Dakota	19	2-2	1-1	0-2	0-0	1-2	0-0	2	5
11/13	at Tulsa	23	2-7	1-5	0-0	0-2	1-1	1-0	1	5
11/17	Texas Southern	27	3-5	2-4	2-4	2-5	2-2	1-1	1	10
11/20	vs Holy Cross	37	5-8	0-1	1-1	1-1	1-0	0-2	4	11
11/21	vs Bethune-Cookman	36	3-6	2-5	5-7	1-3	1-1	0-0	1	13
11/24	Denver	24	2-5	0-0	3-4	1-2	2-2	0-1	4	7
11/27	Idaho St.	25	3-4	2-3	0-0	1-1	0-1	0-2	4	8
12/04	Army West Point	31	3-6	1-2	0-0	1-2	3-1	0-1	3	7
12/08	Montana	38	4-7	2-4	0-0	0-4	1-3	0-0	2	10
12/19	at Ark. St.	34	2-6	1-4	0-0	0-6	3-1	0-0	2	5
12/21	at Tarleton St.	35	5-12	3-7	2-2	0-3	1-2	0-0	3	15
12/29	Utah St.	40	5-9	3-5	1-2	1-5	2-0	1-0	1	14
1/4	at Colorado St.	40	5-12	2-6	0-0	1-4	1-0	0-0	1	12
1/15	Nevada	30	3-8	2-7	0-0	1-4	1-2	0-0	5	8
1/18	at Boise St.	36	1-5	0-2	1-1	1-1	3-2	0-0	4	3
1/20	UNLV	34	2-8	0-3	2-2	1-4	2-1	0-0	2	6
1/22	Colorado St.	40	5-9	3-7	3-4	1-4	3-0	0-0	1	16
1/25	at San Jose St.	34	2-8	2-8	2-3	4-8	5-1	0-0	2	8
1/28	Wyoming	37	5-7	1-1	3-3	1-3	3-3	0-0	3	14
2/1	at Utah St.	34	2-5	0-1	2-2	0-1	3-0	0-2	4	6
2/5	New Mexico	40	7-10	3-4	3-3	0-6	3-1	0-1	4	20
2/8	at UNLV	38	3-7	2-6	0-0	1-4	3-1	0-0	0	8
2/12	San Diego St.	33	5-9	0-2	0-0	1-5	2-3	3-0	4	10
2/16	Boise St.	38	6-11	4-8	2-2	2-3	1-1	0-0	1	18
2/19	at Wyoming	40	4-7	1-3	2-2	1-4	1-0	0-1	3	11
2/22	Fresno St.	38	6-12	1-6	1-1	0-1	1-1	0-0	2	14
2/26	at New Mexico	40	4-7	2-5	6-6	1-6	4-2	0-1	3	16
3/01	San Jose St.	40	2-3	1-2	5-7	1-1	1-0	0-0	1	10
3/9	Utah St.	27	5-8	2-4	1-1	0-1	1-2	0-0	3	13
Totals		988	106-213	44-116	47-59	25-94	56-36	3-15	72	303



MATT KELLY



JUNIOR • GUARD
6-2 • 175
#20 • CHARLESTON, S.C.
PORTER-GAUD HS



2022-23

- » Appeared in six games last season and totaled seven minutes.
- » Scored first career points at North Carolina (Feb. 11).
- » Finished the season 2-for-2 from the field, scoring in two games, including a win over Florida State (Feb. 15).

BEFORE CLEMSON

- » Attended Porter-Gaud High School and lettered in both football and basketball.
- » First year in the basketball program as a walk on.

PERSONAL

- » Born on August 1, 2002
- » Son of Melissa and Tim Kelly
- » Majoring in history



KELLY GAME BY GAME, 2022-23										
Date	Opponent	Min	F-FGA	3-3A	FT-FA	Of-RB	A-T	B-S	PF	Pts
11/7	The Citadel		DNP							
11/11	at South Carolina		DNP							
11/15	USC Upstate		DNP							
11/18	Bellarmine		DNP							
11/21	Loyola Maryland	01:19	0-0	0-0	0-0	0-0	0-0	0-0	0	0
11/25	vs. Iowa		DNP							
11/26	vs. California		DNP							
11/29	Penn State		DNP							
12/2	Wake Forest*		DNP							
12/7	Towson		DNP							
12/10	vs. Loyola Chicago		DNP							
12/17	vs. Richmond	01:29	0-0	0-0	0-0	0-1	1-0	0-0	0	0
12/21	at Georgia Tech*		DNP							
12/30	NC State*		DNP							
1/4	at Virginia Tech*		DNP							
1/7	at Pittsburgh*		DNP							
1/11	Louisville*		DNP							
1/14	Duke*		DNP							
1/17	at Wake Forest*		DNP							
1/21	Virginia Tech*		DNP							
1/24	Georgia Tech*		DNP							
1/28	at Florida State*		DNP							
1/31	at Boston College*		DNP							
2/4	Miami (Fla.)		DNP							
2/11	at North Carolina*	00:20	1-1	0-0	0-0	0-0	0-0	0-0	0	2
2/15	Florida State*	01:40	1-1	0-0	0-0	0-0	0-0	0-0	0	2
2/18	at Louisville*		DNP							
2/22	Syracuse*		DNP							
2/25	at NC State*		DNP							
2/28	at Virginia*		DNP							
3/4	Notre Dame*	02:06	0-0	0-0	0-0	0-0	0-0	0-0	0	0
3/9	vs. NC State (ACC)	00:26	0-0	0-0	0-0	0-0	0-0	0-1	0	0
3/10	vs. Virginia (ACC)		DNP							
3/15	Morehead State (NIT)		DNP							
Totals		07:21	2-2	0-0	0-0	0-1	1-0	0-1	0	4

KELLY'S CAREER HIGHS	
Points:	2 at North Carolina (2/11/23); 2 vs. Florida State (2/15/23)
Field Goals Made:	1 at North Carolina (2/11/23); 1 vs. Florida State (2/15/23)
Field Goal Attempts:	1 at North Carolina (2/11/23); 1 vs. Florida State (2/15/23)
3-Pointers Made:	---
3-Point Attempts:	---
Free Throws Made:	---
Free Throw Attempts:	---
Rebounds:	1 vs. Richmond (12/17/22)
Offensive Rebounds:	---
Assists:	1 vs. Richmond (12/17/22)
Blocked Shots:	---
Steals:	1 vs. Notre Dame (3/4/23)
Minutes:	2 vs. Notre Dame (3/4/23)

KELLY'S CAREER STATISTICS													
Year	GP-GS	Min/Avg	FG-FA	Pct	3FG-FA	Pct	FT-FTA	Pct	OR/Reb/Avg	A-T	BS-ST	Pf-D	Pts/Avg
2022-23	6-0	7/1.2	2-2	1.000	0-0	.000	0-0	.000	0/1/0.2	1-0	0-1	0-0	4/0.7
Totals	6-0	7/1.2	2-2	1.000	0-0	.000	0-0	.000	0/1/0.2	1-0	0-1	0-0	4/0.7



DANIEL NAUSEEF



JUNIOR • FORWARD
6-7 • 210
#32 • DAYTON, OHIO
CHAMINADE JULIENNE CATHOLIC



2022-23

- » Appeared in seven games and played 10 minutes.
- » Scored first career basket in a win over Richmond (Dec. 17). He was assisted by his brother Jack Nauseef on the play.
- » Totaled his second basket of the season in home win over Notre Dame (March 4).
- » Collected four rebounds in four separate games.
- » Tallied first career assist in a win over Georgia Tech (Jan. 24). First career block was against Loyola Maryland (Nov. 21) and first career steal was against Notre Dame.

2021-22

- » Appeared in two games.
- » Grabbed first career rebound at Notre Dame (Jan. 12).

PERSONAL

- » Born September 29, 2002
- » Son of Carmen and JP Nauseef
- » Brother, Jack, played two seasons as a walk-on for Clemson
- » Majoring in microbiology



Date	Opponent	Min	F-FGA	3-3A	FT-FA	Of-RB	A-T	B-S	PF	Pts
11/21	Loyola Maryland	01:19	0-1	0-0	0-0	0-0	0-0	1-0	0	0
12/17	vs. Richmond	01:29	1-1	0-0	0-0	1-1	0-0	0-0	1	2
12/21	at Georgia Tech*	00:42	0-0	0-0	0-0	0-1	1-0	0-0	0	0
2/11	at North Carolina*	00:20	0-0	0-0	0-0	0-0	0-0	0-0	0	0
2/15	Florida State*	01:40	0-0	0-0	0-0	0-1	0-0	0-0	0	0
3/4	Notre Dame*	02:06	1-1	0-0	0-0	0-1	0-1	0-1	1	2
3/9	vs. NC State (ACC)	00:26	0-0	0-0	0-0	0-0	0-0	0-0	0	0
Totals		08:02	2-3	0-0	0-0	1-4	1-1	1-1	1	4

Date	Opponent	Min	F-FGA	3-3A	FT-FA	Of-RB	A-T	B-S	PF	Pts
1/12	at Notre Dame	00:57	0-0	0-0	0-0	1-1	0-0	0-0	0	0
2/10	Duke	00:43	0-0	0-0	0-0	0-0	0-0	0-0	0	0
Totals		01:40	0-0	0-0	0-0	1-1	0-0	0-0	0	0

Points:	2 vs. Richmond (12/17/22); 2 vs. Notre Dame (3/4/23)
Field Goals Made:	1 vs. Richmond (12/17/22); 1 vs. Notre Dame (3/4/23)
Field Goal Attempts:	1 vs. Richmond (12/17/22); 1 vs. Notre Dame (3/4/23)
3-Pointers Made:	---
3-Point Attempts:	---
Free Throws Made:	---
Free Throw Attempts:	---
Rebounds:	1, five times, last vs. Notre Dame (3/4/23)
Offensive Rebounds:	1 at Notre Dame (1/12/22); 1 vs. Richmond (12/17/22)
Assists:	1 at Georgia Tech (12/21/22)
Blocked Shots:	1 vs. Loyola Maryland (11/21/22)
Steals:	1 vs. Notre Dame (3/4/23)
Minutes:	2 vs. Notre Dame (3/4/23)

Year	GP-GS	Min/Avg	FG-FA	Pct	3FG-FA	Pct	FT-FTA	Pct	OR/Reb/Avg	A-T	BS-ST	Pf-D	Pts/Avg
2021-22	2-0	2/0.8	0-0	.000	0-0	.000	0-0	.000	1/1/0.5	0-0	0-0	0-0	0/0.0
2022-23	7-0	8/1.1	2-3	.667	0-0	.000	0-0	.000	1/4/0.6	1-1	1-1	2-0	4/0.6
Totals	9-0	10/1.1	2-3	.667	0-0	.000	0-0	.000	2/5/0.6	1-1	1-1	2-0	4/0.4



IAN SCHIEFFELIN



JUNIOR • FORWARD
6-8 • 238
#4 • LOGANVILLE, GA.
GRAYSON HS



2022-23

- » Appeared in 34 games and made 22 starts (both career highs), while averaging a career-best 19.8 minutes per contest.
- » Averaged career highs in points (5.5), rebounds (4.1), assists (1.9), field goal percentage (51.1) and 3-point percentage (33.3).
- » Totaled five double-digit scoring games, one double-digit rebounding game, his first career double-double and 10 games with at least three assists.
- » First career double double came in the season opener against The Citadel (Nov. 7).
- » Scored 20 points and collected 14 rebounds, including nine on the offensive glass.
- » The nine offensive rebounds were the most for a Tiger since James Mays had 10 at Maryland on Jan. 13, 2007.
- » It was the most by a Tiger in Littlejohn Coliseum since Sharrod Ford had 10 vs. Georgia Tech on Feb. 28, 2004.
- » Produced a big game in a 72-64 win over Duke (Jan. 14). Posted six points, eight rebounds and six assists, while drawing a career-high three charges. He was just one charge off from the program record of four in a game.
- » He played a career-high 36 minutes against the Blue Devils.
- » Of his five double-digit scoring games, two came in back-to-back contests against Notre Dame (March 4) and NC State in the ACC Tournament (March 9).
- » He scored 31 total points (16 vs. Notre Dame and 15 vs. NC State) and finished 13-for-15 from the floor.
- » If you include the Virginia game on March 10, he finished 14-for-16 from the floor in a three game stretch.

2021-22

- » Averaged 3.1 points, 2.8 rebounds and 0.9 assists per game as a freshman.
- » Played in 30 games and made seven starts, averaging 11.6 minutes per contest.
- » Scored a career-high 12 points on 4-of-6 shooting against North Carolina (Feb. 8)
- » Finished 1-for-1 from three and 3-for-3 from the free throw line. Also added two rebounds and one assist.
- » Career-high 10 rebounds against Duke (Feb. 10).
- » Notched 10 points in a win over Wake Forest (Feb. 23) on 4-for-10 shooting.
- » Totaled a career-best four assists in a win over Virginia Tech (March 5). Also added four points and four rebounds.

BEFORE CLEMSON

- » Rated as a three-star prospect, according to 247Sports and Rivals. Schieffelin averaged 12.0 points, 12.0 rebounds and 3.0 blocks per game last season for Grayson, a top-ranked program in Georgia. » Last year they finished ranked 10th in the country and were No. 1 among public schools.
- » As a sophomore, Schieffelin averaged 10.1 points, 7.7 rebounds and 1.0 block per game, while helping lead Grayson to a 25-4 record and a Region 8-AAAAAAA championship.
- » Schieffelin chose Clemson over Virginia Tech and Dayton.

PERSONAL

- » Born March 1, 2003
- » Son of Amy and Tim Schieffelin
- » Majoring in management



SCHIEFFELIN'S CAREER HIGHS

Points:	20 vs. The Citadel (11/7/22)
Field Goals Made:	9 vs. The Citadel (11/7/22)
Field Goal Attempts:	13 vs. The Citadel (11/7/22)
3-Pointers Made:	3 vs. NC State (3/9/23)
3-Point Attempts:	3 at Louisville (2/19/22); 3 vs. NC State (3/9/23)
Free Throws Made:	5 vs. Bellarmine (11/18/22)
Free Throw Attempts:	7 vs. Penn State (11/29/22)
Rebounds:	14 vs. The Citadel (11/7/22)
Offensive Rebounds:	9 vs. The Citadel (11/7/22)
Assists:	6, three times, last vs. Syracuse (2/22/23)
Blocked Shots:	2 vs. Notre Dame (3/4/23)
Steals:	1, 11 times, last vs. Syracuse (2/22/23)
Minutes:	36 vs. Duke (1/14/23)

SCHIEFFELIN'S CAREER STATISTICS

Year	GP-GS	Min/Avg	FG-FA	Pct	3FG-FA	Pct	FT-FTA	Pct	OR/Reb/Avg	A-T	BS-ST	Pf-D	Pts/Avg
2021-22	30-7	349/11.6	34-86	.395	5-16	.313	20-28	.714	28/84/2.8	27-22	6-7	48-1	93/3.1
2022-23	34-22	672/19.8	72-141	.511	9-27	.333	33-48	.688	41/141/4.1	64-37	9-11	62-1	186/5.5
Totals	64-29	1021/16.0	106-227	.467	14-43	.326	53-76	.697	69/225/3.5	91-59	15-18	110-2	279/4.4

IAN SCHIEFFELIN

SCHIEFFELIN GAME BY GAME, 2022-23

Date	Opponent	Min	F-FGA	3-3A	FT-FA	Of-RB	A-T	B-S	PF	Pts
11/7	The Citadel	31:02	9-13	1-2	1-3	9-14	2-1	1-0	1	20
11/11	at South Carolina	11:31	0-4	0-0	0-0	1-2	1-1	0-0	0	0
11/15	USC Upstate	14:01	1-1	0-0	0-0	1-4	4-0	0-1	1	2
11/18	Bellarmine	19:27	4-6	0-1	5-5	0-3	0-1	1-1	2	13
11/21	Loyola Maryland	19:02	2-3	1-1	0-0	0-6	2-2	0-1	1	5
11/25	vs. Iowa	25:32	3-6	0-1	1-2	1-3	0-1	0-0	2	7
11/26	vs. California	10:23	0-1	0-0	0-0	0-1	0-0	0-1	1	0
11/29	Penn State	16:06	2-4	0-1	4-7	1-4	1-0	0-0	4	8
12/2	Wake Forest*	14:52	0-0	0-0	2-2	1-6	3-0	0-1	2	2
12/7	Towson	09:56	1-1	0-0	0-0	1-1	2-0	0-0	4	2
12/10	vs. Loyola Chicago	10:54	2-3	0-1	2-2	0-2	0-1	0-0	2	6
12/17	vs. Richmond	17:45	1-7	0-1	2-2	0-3	3-0	0-0	1	4
12/21	at Georgia Tech*	15:02	2-3	0-0	0-0	0-2	1-0	0-0	2	4
12/30	NC State*	08:43	3-6	0-0	0-0	0-3	0-1	0-0	0	6
1/4	at Virginia Tech*	16:17	1-4	0-1	0-1	1-4	0-1	0-0	2	2
1/7	at Pittsburgh*	19:15	2-2	0-0	2-2	0-4	3-3	0-0	5	6
1/11	Louisville*	27:24	3-5	1-2	1-1	0-3	3-2	1-1	3	8
1/14	Duke*	36:07	3-5	0-1	0-0	1-8	6-0	1-1	4	6
1/17	at Wake Forest*	18:58	1-3	0-0	0-0	2-3	0-1	0-1	4	2
1/21	Virginia Tech*	29:46	1-6	0-2	4-4	1-4	1-2	1-1	3	6
1/24	Georgia Tech*	28:24	1-5	0-2	0-1	1-7	6-1	0-0	1	2
1/28	at Florida State*	15:10	0-2	0-1	0-0	1-3	1-2	1-1	3	0
1/31	at Boston College*	13:29	1-1	0-0	0-0	0-0	1-4	0-0	0	2
2/4	Miami (Fla.)	14:29	1-1	0-0	1-2	0-2	0-1	0-0	0	3
2/11	at North Carolina*	18:21	1-3	1-2	0-0	2-7	2-1	0-0	1	3
2/15	Florida State*	16:55	1-2	0-0	1-1	0-2	4-0	0-0	3	3
2/18	at Louisville*	20:33	0-4	0-0	2-2	2-3	1-1	0-0	2	2
2/22	Syracuse*	29:50	5-8	0-0	0-3	6-8	6-2	0-1	0	10
2/25	at NC State*	25:21	3-6	0-1	0-0	3-4	0-2	0-0	4	6
2/28	at Virginia*	15:57	1-2	0-1	2-2	0-1	1-1	0-0	1	4
3/4	Notre Dame*	19:56	7-7	1-1	1-2	2-6	2-1	2-0	2	16
3/9	vs. NC State (ACC)	30:09	6-8	3-3	0-0	1-6	1-1	0-0	0	15
3/10	vs. Virginia (ACC)	22:41	1-1	0-0	2-4	2-6	2-3	1-0	0	4
3/15	Morehead State (NIT)	28:56	3-8	1-2	0-0	1-6	5-0	0-0	1	7
Totals		672:14	72-141	9-27	33-48	41-141	64-37	9-11	62	186



SCHIEFFELIN GAME BY GAME, 2021-22

Date	Opponent	Min	F-FGA	3-3A	FT-FA	Of-RB	A-T	B-S	PF	Pts
11/09	Presbyterian	4	0-0	0-0	0-0	0-1	0-1	0-0	2	0
11/12	Wofford	6	0-1	0-0	2-3	1-2	0-0	0-0	2	2
11/15	Bryant	15	3-3	0-0	0-2	2-4	1-0	0-1	1	6
11/18	vs. Temple	9	2-4	1-1	0-0	0-1	0-0	0-1	1	5
11/19	vs. St. Bonaventure	6	1-1	1-1	0-0	0-1	0-0	0-0	1	3
11/21	vs. West Virginia	3	0-0	0-0	0-0	0-0	0-0	0-0	0	0
11/26	Charleston Southern	13	1-2	1-2	0-0	2-4	1-1	0-0	0	3
11/30	at Rutgers	5	1-2	0-0	1-2	1-1	0-0	0-0	2	3
12/04	at Miami (Fla.)*									DNP
12/11	vs. Drake									DNP
12/14	Miami (Ohio)	4	1-2	0-0	0-0	1-1	0-1	0-1	1	2
12/18	South Carolina	6	0-0	0-0	2-2	0-0	1-0	0-0	1	2
12/22	at Virginia*	7	3-4	0-1	0-0	0-1	1-0	0-0	4	6
01/04	Virginia*	7	0-1	0-0	1-2	0-0	1-0	0-0	1	1
01/08	at NC State*	1	0-1	0-0	0-0	0-0	0-0	0-0	1	0
01/12	at Notre Dame*	9	0-1	0-0	0-0	1-4	3-0	0-0	2	0
01/15	Boston College*	6	0-1	0-1	0-0	0-1	2-0	0-0	1	0
01/18	at Syracuse*	10	1-2	0-0	0-0	0-2	2-1	0-0	0	2
01/22	Pittsburgh*	4	0-0	0-0	0-0	2-2	0-0	0-0	1	0
01/25	at Duke*									DNP
02/02	Florida State*	10	0-2	0-0	0-0	2-5	0-1	1-0	1	0
02/05	at Georgia Tech*	13	2-5	0-1	0-0	1-3	0-0	1-0	1	4
02/08	North Carolina*	17	4-6	1-1	3-3	1-2	1-0	0-0	2	12
02/10	Duke*	27	1-3	0-2	3-4	1-10	3-1	1-0	3	5
02/12	Notre Dame*	20	3-5	0-0	0-0	2-9	1-1	0-2	0	6
02/15	at Florida State*	11	0-1	0-0	0-0	0-1	0-2	0-1	4	0
02/19	at Louisville*	26	3-10	1-3	0-0	2-4	1-4	0-0	4	7
02/23	Wake Forest*	27	4-10	0-1	2-4	1-5	2-2	1-0	5	10
02/26	at Boston College*	25	0-6	0-2	4-4	2-5	2-2	0-1	4	4
03/02	Georgia Tech*	24	3-7	0-0	0-0	1-6	1-3	1-0	1	6
03/05	Virginia Tech*	10	1-3	0-0	2-2	2-4	4-1	1-0	0	4
03/08	NC State (ACC)	5	0-2	0-0	0-0	1-3	0-0	0-0	2	0
03/09	Virginia Tech (ACC)	3	0-1	0-0	0-0	2-2	0-1	0-0	0	0
Totals		348	34-86	5-16	20-28	28-84	27-22	6-7	48	93



JOSH BEADLE



R-SOPHOMORE • GUARD
6-3.5 • 180
#0 • COLUMBIA, S.C.
CARDINAL NEWMAN HS



2022-23

- » Played in 33 games, made two starts and averaged 12.8 minutes per contest.
- » Averaged 2.3 points, 1.0 rebound and 0.8 assists per game.
- » First career points came in a win over USC Upstate (Nov. 15).
- » Scored career-high 10 points on 4-for-6 shooting in a win over Florida State (Feb. 15). He finished 1-for-2 from three and at the foul line, while adding two assists and a steal.
- » Totaled three assists on four occasions last season and finished with 28 overall. Also collected 10 steals and six blocks. He swatted two shots in a win over Penn State (Nov. 29).

2021-22

- » Redshirted. Ran point guard on Clemson's scout team.

BEFORE CLEMSON

- » Rated as a three-star prospect, according to 247Sports and Rivals.
- » Beadle averaged 16.9 points, 6.2 rebounds, 3.8 assists and 1.4

steals per game last season for Cardinal Newman.

- » Beadle won back-to-back SCISA Class 3A championships at Cardinal Newman and led the team in scoring last season. Beadle eclipsed the 1,000-point mark for his career.
- » Over the last three seasons, Beadle has shot better than 50.0 percent from the floor, including 40.0 percent from three and over 70.0 percent from the free throw line. He is a three-time All-Region and All-State player, while also being named to several All-Tournament teams and earning multiple All-Star selections.
- » Beadle chose Clemson over Wake Forest and VCU.

PERSONAL

- » Born on March 4, 2003
- » Son of Kristi and Torrance Beadle
- » Majoring in parks, recreation and tourism management



BEADLE GAME BY GAME, 2022-23											
Date	Opponent	Min	F-FGA	3-3A	FT-FA	Of-RB	A-T	B-S	PF	Pts	
11/7	The Citadel	12:09	0-3	0-0	0-0	0-1	1-0	0-0	3	0	
11/11	at South Carolina	14:29	0-4	0-0	0-0	1-2	0-1	0-2	0	0	
11/15	USC Upstate	11:29	1-2	0-1	0-0	0-0	0-2	0-0	1	2	
11/18	Bellarmine		DNP								
11/21	Loyola Maryland	20:52	1-5	0-2	0-0	0-3	3-0	0-0	0	2	
11/25	vs. Iowa	20:51	4-12	0-4	0-0	0-3	1-1	0-1	2	8	
11/26	vs. California	05:09	0-0	0-0	0-0	0-0	0-0	0-0	0	0	
11/29	Penn State	18:53	2-4	0-0	0-0	0-2	3-1	2-0	4	4	
12/2	Wake Forest*	19:45	0-1	0-0	0-0	0-3	1-1	0-0	2	0	
12/7	Towson	11:05	2-4	2-2	0-0	0-1	3-1	2-0	4	6	
12/10	vs. Loyola Chicago	06:21	1-2	0-0	0-0	0-0	0-2	0-0	1	2	
12/17	vs. Richmond	09:23	0-1	0-1	2-4	0-1	0-2	0-1	2	2	
12/21	at Georgia Tech*	06:32	0-1	0-1	0-0	0-1	1-0	0-0	2	0	
12/30	NC State*	29:09	2-5	0-1	1-1	0-1	1-0	1-0	4	5	
1/4	at Virginia Tech*	20:01	1-1	0-0	1-2	0-2	1-2	0-0	2	3	
1/7	at Pittsburgh*	22:06	1-3	1-3	0-0	0-0	3-0	0-0	2	3	
1/11	Louisville*	21:31	1-3	0-0	0-0	0-1	1-0	0-2	3	2	
1/14	Duke*	14:33	2-4	0-1	0-0	0-1	2-1	1-1	0	4	
1/17	at Wake Forest*	14:31	3-3	0-0	2-2	0-1	0-2	0-1	5	8	
1/21	Virginia Tech*	15:21	0-1	0-1	0-0	0-2	1-2	1-0	3	0	
1/24	Georgia Tech*	03:22	0-0	0-0	0-0	0-0	0-1	0-0	0	0	
1/28	at Florida State*	10:04	1-2	1-2	0-0	0-1	0-2	0-0	1	3	
1/31	at Boston College* 17:43	1-3	0-1	0-0	0-1	0-1	0-1	0-0	3	2	
2/4	Miami (Fla.)	03:53	0-1	0-0	0-0	0-0	1-0	0-0	3	0	
2/11	at North Carolina*	10:49	0-1	0-1	0-0	0-0	0-1	0-0	0	0	
2/15	Florida State*	19:32	4-6	1-2	1-2	0-0	2-1	0-1	1	10	
2/18	at Louisville*	00:50	0-0	0-0	0-0	0-0	0-0	0-0	1	0	
2/22	Syracuse*	05:39	0-2	0-1	0-0	0-1	1-0	0-0	1	0	
2/25	at NC State*	09:53	1-2	0-0	0-0	0-1	0-2	0-0	0	2	
2/28	at Virginia*	15:37	2-4	0-1	0-0	1-1	2-2	1-0	2	4	
3/4	Notre Dame*	03:42	0-1	0-0	0-0	0-2	0-0	0-0	0	0	
3/9	vs. NC State (ACC) 10:20	0-1	0-1	0-0	0-0	0-0	0-2	0-0	1	0	
3/10	vs. Virginia (ACC) 07:36	0-0	0-0	0-0	0-0	0-0	0-0	0-0	0	0	
3/15	Morehead State (NIT) 07:43	2-4	1-2	0-0	0-2	0-1	0-1	0-1	1	5	
Totals		421:12	32-86	6-28	7-11	2-34	28-31	6-10	51	77	

BEADLE'S CAREER HIGHS	
Points:	10 vs. Florida State (2/15/23)
Field Goals Made:	4, twice, last vs. Florida State (2/15/23)
Field Goal Attempts:	12 vs. Iowa (11/25/22)
3-Pointers Made:	2 vs. Towson (12/7/22)
3-Point Attempts:	4 vs. Iowa (11/25/22)
Free Throws Made:	2 vs. Richmond (12/17/22)
Free Throw Attempts:	4 vs. Richmond (12/17/22)
Rebounds:	3, twice, last vs. Iowa (11/26/22)
Offensive Rebounds:	1, twice, last at Virginia (2/28/23)
Assists:	3, three times, last vs. Towson (12/17/22)
Blocked Shots:	2 vs. Penn State (11/29/22)
Steals:	2 at South Carolina (11/11/22)
Minutes:	29 vs. NC State (12/30/22)

BEADLE'S CAREER STATISTICS													
Year	GP-GS	Min/Avg	FG-FA	Pct	3FG-FA	Pct	FT-FTA	Pct	OR/Reb/Avg	A-T	BS-ST	Pf-D	Pts/Avg
2021-22													
2022-23	33-2	421/12.8	32-86	.372	6-28	.214	7-11	.636	2/34/1.0	28-31	6-10	51-1	77/2.3
Totals	33-2	421/12.8	32-86	.372	6-28	.214	7-11	.636	2/34/1.0	28-31	6-10	51-1	77/2.3



RJ GODFREY



SOPHOMORE • GUARD
6-8 • 228
#10 • SUWANEЕ, GA.
NORTH GWINNETT HS



2022-23

- » Appeared in 33 games last season, including one start against NC State (Dec. 30). He averaged 9.4 minutes per contest.
- » Averaged 3.2 points, 2.1 rebounds and 0.3 assists per game. » He shot 59.7 percent from the floor and 33.3 percent from three.
- » Scored a career-high 10 points in a win at Virginia Tech (Jan. 4).
- » Hit two huge 3-pointers and finished 4-for-5 from the floor in the victory. The two made threes were a season high.
- » Produced 10 games of 3 or more rebounds, including a career high eight at Boston College (Jan. 31).
- » Of his career high eight boards against the Eagles, he totaled three offensive rebounds – also a career best.
- » He also had three offensive rebounds earlier in the year against Loyola Chicago (Dec. 10).
- » Steady contributor off the Tiger bench all season long, giving great minutes, scoring punches, rebounding and rim protection.
- » He blocked 17 shots last season which was second on the team behind All-ACC center PJ Hall.
- » Finished a stretch of games 13-for-16 from the floor from Dec. 17 to Jan. 11.
- » The gap of games included his 4-for-5 against Virginia Tech and also a 3-for-3 game at Louisville (Jan. 11).

PRIOR TO CLEMSON:

- » Godfrey is a 6-7, 225-pound forward from Suwanee, Ga. and is rated as a three-star prospects by 247Sports (#130) and Rivals (#135).
- » Godfrey averaged 16.0 points, 9.0 rebounds, 4.0 assists and 3.0 blocks per game last season. He is the rated the No. 5 player in the state of Georgia.
- » His father, Randall Godfrey, is an 11-year NFL veteran who played linebacker for the Dallas Cowboys, Tennessee Titans, Seattle Seahawks, San Diego Chargers and the Washington Football Team.
- » Godfrey chose Clemson over Ole Miss, Texas Tech, Georgia Tech, Utah and Georgia.

PERSONAL:

- » Born June 10, 2003
- » Son of Rhonda and Randall Godfrey
- » Majoring in parks, recreation, tourism management



GODFREY'S CAREER HIGHS

Points:	10 at Virginia Tech (1/4/23)
Field Goals Made:	4 at Virginia Tech (1/4/23)
Field Goal Attempts:	7 at NC State (2/25/23)
3-Pointers Made:	2 at Virginia Tech (1/4/23)
3-Point Attempts:	3 at Virginia Tech (1/4/23)
Free Throws Made:	4 at Boston College (1/31/23)
Free Throw Attempts:	4, three times, last at North Carolina (2/11/23)
Rebounds:	8 at Boston College (1/31/23)
Offensive Rebounds:	2 vs. Loyola Maryland (11/21/22)
Assists:	2 vs. The Citadel (11/7/22)
Blocked Shots:	3 at Florida State (1/28/23)
Steals:	1, eight times, last at Louisville (2/18/23)
Minutes:	24 at Florida State (1/28/23)

GODFREY'S CAREER STATISTICS

Year	GP-GS	Min/Avg	FG-FA	Pct	3FG-FA	Pct	FT-FTA	Pct	OR/Reb/Avg	A-T	BS-ST	Pf-D	Pts/Avg
2022-23	33-1	310/9.4	43-72	.597	3-9	.333	17-26	.654	22/69/2.1	11-25	17-8	50-1	106/3.2
Totals	33-1	310/9.4	43-72	.597	3-9	.333	17-26	.654	22/69/2.1	11-25	17-8	50-1	106/3.2



RJ GODFREY

GODFREY GAME BY GAME, 2022-23

Date	Opponent	Min	F-FGA	3-3A	FT-FA	Of-RB	A-T	B-S	PF	Pts
11/7	The Citadel	04:04	0-0	0-0	0-0	0-1	2-0	0-0	1	0
11/11	at South Carolina	08:24	0-2	0-1	0-0	0-1	0-0	0-0	1	0
11/15	USC Upstate	00:50	0-0	0-0	0-0	0-0	0-0	0-0	1	0
11/18	Bellarmine	DNP								
11/21	Loyola Maryland	14:02	3-5	0-1	1-2	1-2	1-1	0-1	1	7
11/25	vs. Iowa	08:47	3-3	0-0	1-1	0-1	0-1	0-0	2	7
11/26	vs. California	05:39	1-1	0-0	1-2	0-0	1-0	0-0	1	3
11/29	Penn State	05:35	2-2	0-0	0-0	0-3	0-1	0-0	1	4
12/2	Wake Forest*	02:20	0-0	0-0	0-0	0-0	0-1	0-0	0	0
12/7	Towson	03:32	0-0	0-0	1-2	0-0	0-1	0-0	0	1
12/10	vs. Loyola Chicago	09:05	2-6	0-0	1-1	3-4	0-0	0-1	1	5
12/17	vs. Richmond	13:03	2-3	0-0	1-2	0-1	0-2	1-1	2	5
12/21	at Georgia Tech*	10:37	2-3	0-0	0-0	0-2	0-1	1-0	3	4
12/30	NC State*	05:07	1-1	0-0	1-2	0-0	1-0	0-0	3	3
1/4	at Virginia Tech*	16:23	4-5	2-3	0-0	1-6	1-4	2-0	5	10
1/7	at Pittsburgh*	08:20	1-1	0-0	0-0	1-1	0-1	0-0	4	2
1/11	Louisville*	08:38	3-3	0-0	0-0	2-2	1-0	0-0	1	6
1/14	Duke*	03:53	0-0	0-0	0-0	0-1	0-0	1-0	2	0
1/17	at Wake Forest*	11:17	0-1	0-0	0-0	1-2	1-1	1-0	2	0
1/21	Virginia Tech*	10:14	2-3	0-0	0-0	1-2	0-1	1-0	0	4
1/24	Georgia Tech*	10:46	1-1	0-0	0-0	0-3	0-1	0-1	2	2
1/28	at Florida State*	23:42	3-3	0-0	2-4	1-4	0-2	3-1	3	8
1/31	at Boston College*19:50	0-1	0-0	4-4	3-8	1-0	2-0	2	4	
2/4	Miami (Fla.)	10:16	2-3	1-2	0-0	0-3	0-1	1-1	1	5
2/11	at North Carolina*	11:05	0-1	0-0	2-4	0-0	0-1	0-1	4	2
2/15	Florida State*	12:59	2-4	0-0	2-2	0-3	0-2	1-0	1	6
2/18	at Louisville*	10:43	0-2	0-1	0-0	1-2	1-1	1-1	0	0
2/22	Syracuse*	04:18	1-1	0-0	0-0	0-2	0-0	0-0	0	2
2/25	at NC State*	17:56	3-7	0-1	0-0	2-5	0-0	0-0	0	6
2/28	at Virginia*	02:40	0-1	0-0	0-0	1-1	0-0	0-0	1	0
3/4	Notre Dame*	09:11	0-2	0-0	0-0	1-2	0-0	0-0	2	0
3/9	vs. NC State (ACC)08:04	2-3	0-0	0-0	1-2	1-0	0-0	1	4	
3/10	vs. Virginia (ACC) 13:52	2-3	0-0	0-0	1-4	0-2	2-0	2	4	
3/15	Morehead State (NIT)04:50	1-1	0-0	0-0	1-1	0-0	0-0	0	2	
Totals		310:01	43-72	3-9	17-26	22-69	11-25	17-8	50	106



DILLON HUNTER



SOPHOMORE • GUARD
6-3.5 • 187
#2 • ATLANTA, GA.
WESTLAKE HS



2022-23

- » Appeared in 33 games and made three starts as a freshman.
- » Played 12.0 minutes per game, averaging 1.4 points, 1.2 rebounds and 1.2 assists per game
- » Scored career-high nine points in a win over Georgia Tech (Jan. 24). He finished 3-for-5 from the floor, 1-for-1 from three and 2-for-2 at the foul line. Also added two assists and one steal.
- » Finished with 11 games of two or more assists, including a career-high five in a win at Florida State (Jan. 28). He totaled four on two separate occasions.

PRIOR TO CLEMSON:

- » Hunter is a 6-4, 190-pound guard from Atlanta, Ga.
- » He is the younger brother of current Tiger Chase Hunter, and was ranked No. 64 in the ESPN 100 and rated a four-star prospect.
- » Hunter chose Clemson over Baylor, Auburn, Florida State, Kentucky, Georgia and Georgia Tech.

PERSONAL

- » Born on April 16, 2004
- » Son of Brandi Hunter-Lewis
- » Majoring in parks, recreation, tourism management



HUNTER'S CAREER HIGHS

Points:	9 vs. Georgia Tech (1/24/23)
Field Goals Made:	3, twice, last vs. Georgia Tech (1/24/23)
Field Goal Attempts:	5, three times, last vs. Georgia Tech (1/24/23)
3-Pointers Made:	1, three times, last vs. Virginia (3/10/23)
3-Point Attempts:	3 at Florida State (1/28/23)
Free Throws Made:	2, twice, last vs. NC State (12/30/22)
Free Throw Attempts:	2, six times, last vs. NC State (3/9/23)
Rebounds:	4 vs. Loyola Maryland (11/21/22)
Offensive Rebounds:	2 vs. Loyola Maryland (11/21/22)
Assists:	5 at Florida State (1/28/23)
Blocked Shots:	1 vs. California (11/26/22)
Steals:	2 vs. Richmond (12/17/22)
Minutes:	36 vs. Georgia Tech (1/24/23)

HUNTER'S CAREER STATISTICS

Year	GP-GS	Min/Avg	FG-FA	Pct	3FG-FA	Pct	FT-FTA	Pct	OR/Reb/Avg	A-T	BS-ST	Pf-D	Pts/Avg
2022-23	33-3	395/12.0	17-57	.298	3-20	.150	9-15	.600	5/40/1.2	40-22	1-14	34-0	46/1.4
Totals	33-3	395/12.0	17-57	.298	3-20	.150	9-15	.600	5/40/1.2	40-22	1-14	34-0	46/1.4



DILLON HUNTER

D. HUNTER GAME BY GAME, 2022-23

Date	Opponent	Min	F-FGA	3-3A	FT-FA	Of-RB	A-T	B-S	PF	Pts
11/7	The Citadel	10:47	0-1	0-0	0-0	0-2	0-1	0-1	2	0
11/11	at South Carolina	07:26	0-1	0-0	0-0	0-0	1-0	0-0	1	0
11/15	USC Upstate	14:04	1-3	0-1	0-1	0-0	1-0	0-0	2	2
11/18	Bellarmine	05:08	0-1	0-1	0-0	0-2	1-0	0-0	0	0
11/21	Loyola Maryland	19:51	2-5	0-0	0-0	2-4	2-2	0-0	1	4
11/25	vs. Iowa	00:48	0-0	0-0	0-0	0-0	0-0	0-0	0	0
11/26	vs. California	12:42	0-1	0-1	0-0	0-0	3-0	1-0	1	0
11/29	Penn State	09:50	0-1	0-0	0-0	0-2	3-2	0-0	0	0
12/2	Wake Forest*	05:57	0-1	0-0	0-0	0-0	0-0	0-0	0	0
12/7	Towson		DNP							
12/10	vs. Loyola Chicago	06:14	0-1	0-0	0-0	0-2	0-0	0-0	0	0
12/17	vs. Richmond	11:18	0-1	0-0	0-0	0-0	1-0	0-2	0	0
12/21	at Georgia Tech*	23:19	0-3	0-2	2-2	0-2	4-0	0-1	3	2
12/30	NC State*	18:38	1-2	0-1	2-2	0-3	2-0	0-0	2	4
1/4	at Virginia Tech*	05:18	0-2	0-0	0-0	0-1	0-1	0-0	0	0
1/7	at Pittsburgh*	09:02	0-0	0-0	0-1	0-0	0-0	0-1	1	0
1/11	Louisville*	03:03	0-1	0-1	0-0	0-1	0-0	0-0	1	0
1/14	Duke*	04:50	0-0	0-0	0-0	0-0	0-0	0-1	0	0
1/17	at Wake Forest*	12:58	0-3	0-2	0-0	0-0	2-0	0-1	4	0
1/21	Virginia Tech*	23:03	3-5	0-2	0-1	0-3	1-0	0-1	2	6
1/24	Georgia Tech*	35:56	3-5	1-1	2-2	0-1	2-4	0-1	1	9
1/28	at Florida State*	25:43	0-4	0-3	1-2	1-5	5-1	0-0	2	1
1/31	at Boston College*	15:59	0-2	0-1	0-0	0-0	1-1	0-0	0	0
2/4	Miami (Fla.)	02:06	0-0	0-0	0-0	0-0	0-1	0-0	0	0
2/11	at North Carolina*	05:48	0-1	0-0	0-0	0-0	1-0	0-0	1	0
2/15	Florida State*	17:09	2-3	0-1	0-0	0-3	2-1	0-1	2	4
2/18	at Louisville*	03:32	0-1	0-1	0-0	0-0	0-0	0-0	0	0
2/22	Syracuse*	11:04	0-0	0-0	0-0	0-2	4-2	0-1	2	0
2/25	at NC State*	16:50	1-1	0-0	1-2	0-1	0-3	0-1	2	3
2/28	at Virginia*	02:04	0-0	0-0	0-0	0-0	0-1	0-0	1	0
3/4	Notre Dame*	7:00	0-0	0-0	0-0	0-0	0-1	0-0	0	0
3/9	vs. NC State (ACC)	18:59	3-4	1-1	1-2	1-3	2-1	0-1	0	8
3/10	vs. Virginia (ACC)	15:28	1-3	1-1	0-0	0-2	1-0	0-1	1	3
3/15	Morehead State (NIT)	12:35	0-1	0-0	0-0	1-1	1-0	0-0	2	0
Totals		394:31	17-57	3-20	9-15	5-40	40-22	1-14	34	46



CHAUNCEY WIGGINS



SOPHOMORE • FORWARD
6-10.5 • 210
#21 • GRAYSON, GA.
GRAYSON HS



2022-23

- » Appeared in 27 games last season, all off of the Tiger bench. He averaged 8.9 minutes per game.
- » Averaged 2.4 points, 0.9 rebounds and 0.4 assists per game last season, including two double-digit scoring games.
- » Totaled three blocks and four steals.
- » Finished the season shooting 44.4 percent from the floor, 40.0 percent from three and 66.7 percent at the foul line.
- » Scored in double-figures twice in a three game stretch, including a career-high 12 points in a win over Georgia Tech (Jan. 24).
- » He finished 5-for-7 from the floor and 2-for-3 from three.
- » The 12 points and five made field goals were both season highs.
- » Netted 10 points at Wake Forest (Jan. 17) and made a season high three 3-pointers. Also collected a season high four rebounds in the loss to Wake.

PRIOR TO CLEMSON:

- » Wiggins is a 6-9, 205-pound forward from Covington, Ga. and is rated a three-star prospect, according to 247Sports and Rivals.
- » Wiggins averaged 12.1 points, 6.6 rebounds, 2.3 assists, 1.2 steals and 1.8 blocks per game last season for Grayson. He was high school teammates with current Tiger Ian Schieffelin (Loganville, Ga./Grayson).
- » Wiggins is ranked as the fourth-best player in the 2022 class from the state of Georgia and is a Top 150 player according to 247Sports.
- » Wiggins chose Clemson over NC State, Georgia, South Florida and Maryland.

PERSONAL

- » Born on February 7, 2004
- » Son of Lawaynta and Mike Wiggins
- » Majoring in parks, recreation, tourism management



WIGGINS' CAREER HIGHS

Points:	12 vs. Georgia Tech (1/24/23)
Field Goals Made:	5 vs. Georgia Tech (1/24/23)
Field Goal Attempts:	7 vs. Georgia Tech (1/24/23)
3-Pointers Made:	3 at Wake Forest (1/17/23)
3-Point Attempts:	5 at Wake Forest (1/17/23)
Free Throws Made:	1 at Wake Forest (1/17/23); 1 vs. Florida State (2/15/23)
Free Throw Attempts:	2 vs. Florida State (2/15/23)
Rebounds:	4 at Wake Forest (1/17/23)
Offensive Rebounds:	1 at Wake Forest (1/17/23); 1 vs. Georgia Tech (1/24/23)
Assists:	3 at Wake Forest (1/17/23)
Blocked Shots:	1, three times, last vs. Miami (Fla.) (2/4/23)
Steals:	2 vs. Virginia Tech (1/21/23)
Minutes:	30 at Wake Forest (1/17/23)

WIGGINS' CAREER STATISTICS


Year	GP-GS	Min/Avg	FG-FA	Pct	3FG-FA	Pct	FT-FTA	Pct	OR/Reb/Avg	A-T	BS-ST	Pf-D	Pts/Avg
2022-23	27-0	241/8.9	24-54	.444	14-35	.400	2-3	.667	2/24/0.9	10-6	3-4	13-0	64/2.4
Totals	27-0	241/8.9	24-54	.444	14-35	.400	2-3	.667	2/24/0.9	10-6	3-4	13-0	64/2.4



CHAUNCEY WIGGINS

WIGGINS GAME BY GAME, 2022-23

Date	Opponent	Min	F-FGA	3-3A	FT-FA	Of-RB	A-T	B-S	PF	Pts
11/7	The Citadel		DNP							
11/11	at South Carolina	02:37	1-1	0-0	0-0	0-0	0-1	0-0	1	2
11/15	USC Upstate		DNP							
11/18	Bellarmine	10:33	0-1	0-1	0-0	0-0	1-1	0-0	1	0
11/21	Loyola Maryland	11:44	3-4	1-2	0-0	0-2	0-0	1-1	0	7
11/25	vs. Iowa		DNP							
11/26	vs. California		DNP							
11/29	Penn State	06:17	0-0	0-0	0-0	0-0	0-0	0-0	0	0
12/2	Wake Forest*	01:12	0-0	0-0	0-0	0-0	0-0	0-0	0	0
12/7	Towson		DNP							
12/10	vs. Loyola Chicago	07:58	0-2	0-1	0-0	0-0	0-1	0-0	1	0
12/17	vs. Richmond	07:40	1-3	1-3	0-0	0-1	1-0	0-0	0	3
12/21	at Georgia Tech*		DNP							
12/30	NC State*		DNP							
1/4	at Virginia Tech*	02:02	0-1	0-0	0-0	0-0	0-0	0-0	0	0
1/7	at Pittsburgh*	05:58	1-1	0-0	0-0	0-1	0-0	0-0	0	2
1/11	Louisville*	00:14	0-0	0-0	0-0	0-0	0-0	0-0	0	0
1/14	Duke*	02:00	0-0	0-0	0-0	0-0	0-0	0-0	0	0
1/17	at Wake Forest*	29:56	3-6	3-5	1-1	1-4	3-0	0-1	1	10
1/21	Virginia Tech*	15:27	0-1	0-0	0-0	0-0	1-0	0-2	0	0
1/24	Georgia Tech*	18:35	5-7	2-3	0-0	1-2	0-0	0-0	0	12
1/28	at Florida State*	17:49	0-4	0-4	0-0	0-2	0-1	1-0	2	0
1/31	at Boston College*09:07	1-2	1-2	0-0	0-1	0-0	0-0	0-0	2	3
2/4	Miami (Fla.)	07:22	1-1	1-1	0-0	0-0	0-0	1-0	1	3
2/11	at North Carolina*	18:15	3-3	2-2	0-0	0-3	1-0	0-0	0	8
2/15	Florida State*	15:24	3-5	2-3	1-2	0-3	1-1	0-0	0	9
2/18	at Louisville*	13:38	0-1	0-1	0-0	0-0	1-0	0-0	1	0
2/22	Syracuse*	09:34	0-3	0-0	0-0	0-0	1-0	0-0	1	0
2/25	at NC State*	02:12	0-0	0-0	0-0	0-0	0-0	0-0	1	0
2/28	at Virginia*	01:00	0-0	0-0	0-0	0-0	0-0	0-0	0	0
3/4	Notre Dame*	05:08	1-3	0-2	0-0	0-2	0-0	0-0	1	2
3/9	vs. NC State (ACC)06:42	0-1	0-1	0-0	0-1	0-0	0-0	0-0	0	0
3/10	vs. Virginia (ACC)	04:08	0-1	0-1	0-0	0-0	0-0	0-0	0	0
3/15	Morehead State (NIT)08:41	1-3	1-3	0-0	0-2	0-1	0-0	0-0	0	3
Totals		241:11	24-54	14-35	2-3	2-24	10-6	3-4	13	64



ASA THOMAS



FRESHMAN • FORWARD
6-7 • 185
#15 • LAKE FOREST, ILL.
LAKE FOREST HS



BEFORE CLEMSON:

- » Thomas is a 6-7, 185-pound guard from Lake Forest, Ill. and is rated a three-star prospect, according to 247Sports and Rivals.
- » Thomas led the Illinois Wolves (AAU) in scoring this past summer on the UAA circuit averaging 15.1 points per game, while shooting 45.0 percent from the field and 38.0 percent from three. He was recognized by Synergy Sports as being the most offensively efficient player on the UAA 17U circuit this past summer. Thomas averaged a circuit-best 1.07 points per possession.
- » At Lake Forest High School, Thomas averaged 17.1 points and 6.3 rebounds per game, while shooting 40.3 percent from three and 85.2 percent from the foul line. He made a school-record 98 three-point field goals and scored 1,130 career points.
- » Thomas is ranked as the eighth-best player in the 2023 class from the state of Illinois.
- » Thomas chose Clemson over Illinois, Iowa, Wisconsin, Virginia Tech, Marquette and DePaul.

AWARDS AND ACCOLADES:

- » IBCA First Team All-State
- » Chicago Sun Times First Team All-State
- » North Suburban Conference Player of the Year
- » Chicago Sun Times First Team All-Area
- » Under Armour Association – No. 1 in Scoring Efficiency

PERSONAL:

- » Born February 16, 2005
- » Son of Anne and Brandon Thomas
- » Majoring in sports communication



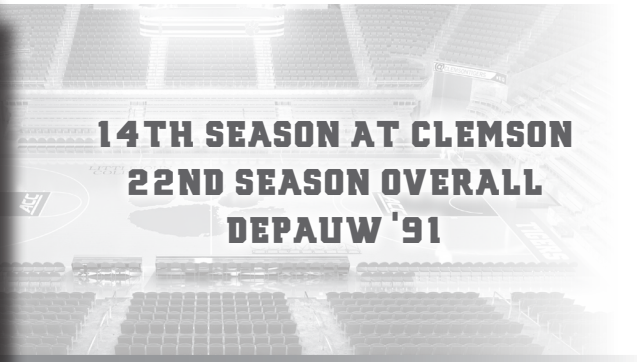
MEET THE COACHES

A photograph of Brad Brownell, a man in a blue suit and orange tie, leaning forward on a basketball court. He is looking intently at a player whose back is to the camera. In the background, other people in suits are visible, and the court floor is yellow. The overall scene is a coaching moment during a game.

BRAD BROWNELL

CLEMSON'S ALL-TIME WINNINGEST COACH LED THE TIGERS TO THEIR WINNINGEST SEASON IN THE ATLANTIC COAST CONFERENCE LAST SEASON (14 WINS).

HEAD COACH BRAD BROWNELL



Brad Brownell enters his 14th season in charge of the Clemson men's basketball program in 2023-24. The Evansville, Ind., native was named the 22nd men's basketball coach at Clemson University on April 13, 2010.

In 13 seasons in Clemson, he has compiled a 241-177 record, which places him first all-time in Clemson coaching history with 241 victories. He has taken the Tigers to the 2021 NCAA Tournament, 2018 Sweet 16, 2011 NCAA Tournament and three NIT appearances. He is No. 1 in Clemson coaching history in terms of winning percentage against ACC competition and his 103 regular season wins over ACC teams are the most-ever in program history.

Brownell enters his 22nd season overall with a career record of 408-262. The 2022-23 Tigers won 23 games and a record 14 games in the ACC, which marked a program record for conference wins in any league.

The .700 winning percentage was the third best in Clemson history, and better than 11 of the previous 13 Clemson teams that advanced to the NCAA Tournament. Clemson started 7-0 and 10-1 in the ACC last year and the seven consecutive league wins tied a school record that dated to 1967. The Tigers won eight ACC games by double digits and five of those were by at least 20 points.

Hunter Tyson earned First Team All-ACC honors before being drafted 37th overall by the Denver Nuggets in the 2023 NBA Draft. Returning center PJ Hall earned Third Team All-ACC honors for his play last season.

The 2021-22 Tigers finished 8-12 in the ACC and 17-16 overall, which included a win over NC State in the ACC Tournament.

The 2020-21 Tigers finished 10-6 in ACC play — which at the time was tied for the second-most wins in ACC play. Their 11-1 home record is a top five winning percentage all time in Littlejohn Coliseum. Brownell led the Tigers to their 13th NCAA Tournament berth after finishing 16-8 overall during a COVID challenged regular season.

Led by Brownell, the Tigers won their first-ever game in Chapel Hill against North Carolina on Jan. 11, 2020. Three days later, the Tigers topped No. 3 Duke and made Brownell the all-time wins leader in Clemson history by passing Cliff Ellis. All told, Clemson won three games that season against Top-6 ranked opponents — leading the country. Prior to the season being cancelled due to COVID-19, the Tigers defeated Miami in the ACC Tournament — ending the season with a victory for the first time since 1950. Following the season, Aamir Simms earned All-ACC recognition by being named to the All-ACC Third Team.

The Tigers won 20 games in back-to-back seasons (2017-19) for the first time since 2009-10 and 2010-11. Those 45 combined victories over those two campaigns are the third-most wins in back-to-back seasons in Clemson history. Following the 2018-19 season, two Tigers earned All-ACC recognition with Marcquise Reed named to the All-ACC Third Team and Elijah Thomas earning back-to-back selections to the All-ACC Defensive team.

Clemson turned in a banner season under Brownell in 2017-18 — advancing to just the 12th NCAA Tournament in program history, including the program's fourth Sweet 16. Clemson's 25-10 record tied the school mark for wins in a season. For the remarkable year, Brownell was named National College Coach of the Year by Sports Illustrated. Brownell posted a program record 11 ACC regular season wins in 2017-18, making it the seventh time in program history the Tigers have won 10 or more games in the ACC, and four have now come under Brownell's watch.

Brownell's squad was picked to finish 13th in the ACC Preseason Media Poll and ended up finishing tied for third in the final ACC standings — the largest differential from preseason media poll to postseason seasons finish in league history (since 1970).

The Tigers finished 15-1 at home during the regular season — tying the program mark for most regular season home wins in a single year. The team won 11 ACC regular season games and defeated 10 different ACC teams along the way for the first time in history.

Brownell saw four players earn All-ACC recognition at the end of the season. Marcquise Reed earned All-ACC Second-Team, Gabe DeVoe was named All-ACC Honorable Mention and Elijah Thomas was named to the All-ACC Defensive Team. Shelton Mitchell was named second-team All-ACC Tournament. Both Reed and DeVoe were named ACC Players of the Week during the season.

In 2015-16, Brownell's program made a number of strides. The Tigers were 10-8 and finished in a tie for seventh in the ACC, ahead of Final Four participant Syracuse. Clemson defeated four ranked teams, including three in the same week to become the first ACC team to do that in the regular season since Wake Forest in 2003.

Brownell guided the Tigers to a landmark road overtime win over Syracuse on Jan. 5, 2016, before coaching Clemson to wins over Louisville, Duke and Miami all in the same week. Duke and Miami were ranked in the top 10, giving the Clemson program its first back to back wins over top-10 teams since 1975-76. His team added a landmark victory in 2016-17 at South Carolina, ranked in the top 25 at the time of the meeting. It gave the Tigers a win over an eventual Final Four team for a second straight season.

Brownell coached two-time All-ACC forward Jaron Blossomgame, who was also named 2016 Most Improved Player in the conference by the media and coaches. Blossomgame had a monumental junior campaign, averaging over 20 points per game with the third-highest ACC regular season point total in Clemson history. He finished his career fifth in program history with 1,733 points.

Brownell's 2014-15 team posted an 8-10 mark in the ACC regular season, which included a win at Sweet 16 participant NC State. The Tigers also defeated a pair of NCAA Tournament teams from the SEC, LSU and a top-25 Arkansas squad.

The 2013-14 team finished with a 23-13 record and advanced to New York City for the NIT semifinals. Among Clemson's 23 wins were 10 during conference play, which led to a sixth-place finish in the ACC — no small feat considering the Tigers were predicted to finish 14th by league media in the preseason.

Clemson improved by 10 wins over 2012-13, matching the school record for the best single-season improvement. The Tigers also doubled their conference win total over the previous season, becoming just the fourth team in Clemson history to reach double digit ACC wins.

Clemson won all season long with a stout defense, one that yielded a program ACC era record 58.4 points per game. Brownell and his staff also did it by coaching the ACC's free throw champions, a first for a Tiger team in 61 seasons as a member of the conference. The Tigers' biggest win came at home against No. 13 Duke, a 72-59 victory that proved to be the Blue Devils' largest margin of defeat all season.

Brownell and his staff coached K.J. McDaniels to a terrific individual season. The junior small forward was named first-team All-ACC and was the first Tiger to be named ACC Defensive Player of the Year. He posted top-10 single-season school marks for points (614), blocks (100), free throws made (154), free throw percentage (.842) and minutes played (1,212). McDaniels declared early for the NBA Draft and was selected 32nd overall. He completed his third NBA season in 2016-17 and is now playing overseas.

In 2012-13, Brownell coached Devin Booker to third-team All-ACC honors.

In 2011-12, Brownell's second team went 16-15 and 8-8 in ACC play — a record fifth straight season the Tigers were .500 or better in conference games. His program defeated three teams that advanced to the NCAA Tournament, including eventual Sweet 16 participant NC State and No. 22 Virginia.

Brownell's team was second in the ACC in scoring defense for a second straight season, yielding just 60.6 points per game. He coached Andre Young, a member of the All-ACC Defensive Team and the conference's leader in steals per game during the 2011-12 regular season.

Academically, the men's basketball program recorded one of its best all-around years under Brownell's leadership in 2011-12. The team had the highest cumulative GPA on record for a semester (3.13) in the fall, also the top GPA among Clemson men's athletic teams. In the spring, four players were named to the All-ACC Academic Team, including Tanner Smith, just the second four-time selection in Clemson history.

Brownell established a Clemson record for wins by a first-year coach in 2010-11 when he led the Tigers to a 22-12 overall record. The Tigers won a first-round NCAA Tournament game over UAB, the program's first tournament victory in 14 years.

Brownell was the only first-year coach to lead his team to an NCAA Tournament win in 2011. He has taken each of his three schools (Clemson, UNC Wilmington, Wright State) to the "Big



HEAD COACH BRAD BROWNELL

THE BROWNELL FILE

Born: November 15, 1968

Family: Wife, Paula, and children, Abby and Kate

Education: Earned a bachelor's degree in history from DePauw University in May 1991. Earned a master's degree from University of Indianapolis in May 1994.

Playing Experience: Earned three varsity letters at DePauw from 1988-91. Ranks seventh in school history in career assists.

Assistant Coaching Experience: Graduate Assistant at the University of Evansville (1991-92); Assistant Coach at the University of Indianapolis (1992-94); Assistant Coach at UNC Wilmington (1994-2002).

Head Coaching Experience: UNC Wilmington (2002-06); Wright State (2006-10); Clemson (2010-Present).

Honors:

- Colonial Athletic Association Coach of the Year, 2002-03 & 2005-06
- Horizon League Coach of the Year, 2007-08
- NABC District 10 Coach of the Year, 2006-07
- Sports Illustrated College Basketball Coach of the Year, 2017-18



Dance" in his first year at each stop.

Clemson compiled a 9-7 record during the ACC regular season and with a Senior Day victory over Virginia Tech on March 5, Brownell's squad clinched the No. 4 seed and a first-round bye at the ACC Tournament.

Brownell's 2011 Tigers won an ACC Tournament and NCAA Tournament game in the same season at Clemson for the first time since 1990. His club defeated Boston College 70-47 in the quarterfinals of the ACC Tournament, the second-largest margin of victory in Clemson history at the event.

He coached Demontez Stitt to third-team All-ACC honors in 2011. Stitt went on to be named first-team All-ACC Tournament as well. Fellow senior Jerai Grant flourished in his lone season under Brownell's teaching. Grant averaged career highs 12.4 points and 6.7 rebounds per game, and was also an All-ACC Defensive Team member.

Prior to Clemson, in his two previous head coaching stops, Brownell took the program to a school record number of wins as a Division I member. He had a 25-win season at UNC Wilmington in 2005-06 and a 23-win season at Wright State in 2006-07. He has had 25-win and 23-win seasons at Clemson.

Brownell guided UNC Wilmington to the NCAA Tournament in 2003 and 2006 and Wright State to the NCAAs in 2007.

Brownell joined the Clemson family after coaching Wright State to a 20-12 record in 2009-10, with a third straight 12-6 Horizon League record. In four seasons with the Raiders, his teams compiled an overall mark of 84-45, including 49-21 against Horizon League foes.

Brownell's 2007 NCAA Tournament appearance at Wright State was the school's first in 14 seasons. He did it behind

the strength of a 15-3 conference record and two wins in the conference tourney.

Brownell coached several standouts at Wright State, including the Horizon League Player of the Year, a first-team selection, an all-league defensive team member and two all-newcomer members in 2007-08. In 2009-10, he coached guard Vaughn Duggins to second-team All-Horizon League honors.

Brownell was the head coach at UNC Wilmington from 2002-03 through the 2005-06 season and posted an 83-40 record, including a 52-20 mark against conference teams. In his four years at Wright State he posted a 55-24 record against conference foes (including conference tournament games).

Brownell was named CAA Coach of the Year in 2002-03 and 2005-06 and the Horizon League Coach of the Year in 2007-08. Additionally, Brownell was one of 15 finalists for the Hugh Durham Coach of the Year Award for mid-major programs in 2007 and was the NABC District 10 Coach of the Year. FoxSports.com also named him the Mid-Major Coach of the Year in 2006, his final year at UNC Wilmington.

Brownell began his coaching career as a graduate assistant at Evansville under Jim Crews in 1991-92 and he helped that program to a 24-6 record. He served as an assistant at the University of Indianapolis in 1992-93 and 1993-94.

He then started a 12-year-run at UNC Wilmington, eight as an assistant or associate head coach, and four as the head coach. He was an assistant for the Seahawks from 1994-95 through 2001-02. His final year as an assistant under Jerry Wainwright, UNC Wilmington posted a 23-10 record, including a 17-4 mark versus conference teams (including the CAA Tournament). That team defeated Southern California in the first round of the NCAA

Tournament in overtime.

His four-year CAA head coaching record was 61-22, the best league mark during the period. Brownell was twice named the CAA Coach of the Year (2003 and 2006). He coached five All-CAA performers, one CAA Player of the Year in Brett Blizzard, four All-Defensive Team selections, one Defensive Player of the Year and seven CAA All-Academic honorees.

UNC Wilmington posted a 25-8 mark his final season, 2005-06, including a victory over Final Four participant George Mason, and won the CAA Tournament. The Seahawks lost in overtime to George Washington, 88-85, in the NCAA Tournament that year.

His first UNC Wilmington team (2002-03) won 24 games and won the CAA Tournament. His club lost in the first round of the NCAA Tournament to defending national champion Maryland on a buzzer beater, 75-73.

Brownell, who turns 55 on Nov. 15, 2023 earned three letters at DePauw University, a Division III school in Greencastle, Ind. He ranks seventh in school history with 332 career assists. He led the Tigers in assists three straight seasons, while also leading DePauw in steals as a junior in 1989-90.

Brownell earned his bachelor's degree from DePauw in 1991 and completed his master's degree at the University of Indianapolis in 1994. He is a graduate of Harrison High School in Evansville, where he was a high school teammate of Calbert Cheaney, who later became the National Player of the Year in 1993 at Indiana.

Brownell and his wife, Paula, have two daughters, Abby, and Kate, who are both graduates of Clemson.



BROWNELL'S YEAR-BY-YEAR HEAD COACHING RECORD

YEAR	SCHOOL	OVERALL	.PCT	CONF.	POSTSEASON
2002-03	UNC Wilmington	24-7	.744	15-3	NCAA, 1st round
2003-04	UNC Wilmington	15-15	.500	9-9	
2004-05	UNC Wilmington	19-10	.655	13-5	
2005-06	UNC Wilmington	25-8	.758	15-3	NCAA, 1st round
2006-07	Wright State	23-10	.697	13-3	NCAA, 1st round
2007-08	Wright State	21-10	.677	12-6	
2008-09	Wright State	20-13	.606	12-6	
2009-10	Wright State	20-12	.625	12-6	
2010-11	Clemson	22-12	.647	9-7	NCAA, 2nd round
2011-12	Clemson	16-15	.516	8-8	
2012-13	Clemson	13-18	.419	5-13	
2013-14	Clemson	23-13	.639	10-8	NIT, Semifinals
2014-15	Clemson	16-15	.516	8-10	
2015-16	Clemson	17-14	.548	10-8	
2016-17	Clemson	17-16	.515	6-12	NIT, 1st Round
2017-18	Clemson	25-10	.714	11-7	NCAA, Sweet Sixteen
2018-19	Clemson	20-14	.588	9-9	NIT, 2nd Round
2019-20	Clemson	16-15	.516	9-11	
2020-21	Clemson	16-8	.667	10-6	NCAA, 1st Round
2021-22	Clemson	17-16	.515	8-12	
2022-23	Clemson	23-11	.676	14-6	NIT, 1st Round

HEAD COACHING SUMMARY

at UNC Wilmington	83-40	.675	52-20
at Wright State	84-45	.651	49-21
at Clemson	241-177	.577	117-117
TOTALS	408-262	.609	218-158

NOTE: Conference record is regular season only.

ASSOCIATE HEAD COACH BILLY DONLON



**2ND SEASON AT CLEMSON
23RD SEASON OVERALL
UNC WILMINGTON '99**

Billy Donlon enters his second season as associate head coach at Clemson in 2023-24. He most recently served as the head coach at Kansas City for the previous three seasons.

In three seasons as the Kansas City Men's Basketball head coach, he finished 46-39 (.541) mark, including a 27-20 (.574) record in conference play. Overall as a head coach, Donlon holds a 155-133 (.538) record.

Donlon's third year leading the Roos was his most successful. He finished 19-12, including a 12-6 mark in league play. Of the 19 wins, one included a 80-66 victory on the road at SEC foe Missouri.

The 19 victories were the most in program history since joining a conference.

In Donlon's second year at the helm during the pandemic-shortened 2020-21 season, he led the Roos through their return to the Summit League, guiding them to a .500 record in conference play. In Summit competition, the Roos swept Omaha and Denver, splitting decisions with North Dakota, North Dakota State and Oral Roberts, who later went on to qualify for the 2020-21 NCAA Sweet Sixteen.

Buying in to Donlon's hard-nosed defensive style, the Roos were the top-rated defensive team in the Summit, allowing just 62.6 points per game, the 17th-best mark in Division One. KC also ranked first in the conference in three-point percentage defense (.325), rebounding defense (30.0), turnover margin (3.21), assists (14.79) and steals (7.92).

Donlon's 2020-21 squad was led by Brandon McKissic, who earned Second Team All-Summit, Summit League Defensive Player of the Year and Lefty Driesell Defensive All-American honors. Additionally, the Roos' Josiah Allick was named Second Team All-Summit.

Donlon made amazing strides as he took over the Roos Men's Basketball program at the start of the 2019-20 season. The Northbrook, Ill., native recorded the second-most wins (16) as a first-year head coach in school history ending with a 16-14 overall mark. He led the Roos to a 7-3 stretch to end the season, cut short by the COVID-19 pandemic.

When looking at the numbers across the board, the 16-14 overall record marked the most wins in three years and the .533 win percentage was the highest since 2010-11. In conference play, the Roos posted eight victories, which was the highest output in their Western Athletic Conference history. Playing in the newly renovated Swinney Center, Kansas City went 9-4 at home and tied the second-best home start in school history at 6-0.

Under Donlon's guidance, the Roos had a positive start to the season. Kansas City won its ninth game in the 16th overall contest to begin the year 9-7. That start marked the fastest output to nine wins since the 2010-11 program. Additionally, with five wins prior to Dec. 1, the Roos collected the most victories before the calendar flipped into December since 2016-17. A non-conference highlight was advancing to the championship game of The Island of Bahamas Showcase on Nov. 24. The Roos lost against Liberty, a team to advance to the Round of 32 in the 2019 NCAA Tournament, but proved to the world they were a team to be reckoned with.

Donlon preached team defense and his team demonstrated it — Kansas City ranked 23rd in the country in 3-point field goal defense (29.7%), 33rd in steals per game (8.1) and 47th in turnovers forced (15.2).

In his first KC recruiting class for 2020, he brought in five decorated recruits, including two local Kansas City prospects from Truman High School and North Kansas City High School.

Donlon was introduced as the seventh head coach in Kansas City men's basketball history on March 28th, 2019.

After spending the last three seasons as an assistant coach (2016-19) in power five conferences, Donlon arrived at Kansas City. Prior to KC, Donlon joined the Northwestern men's basketball program as an assistant coach in June 2017. During Donlon's time as an assistant coach at Northwestern, the Wildcats went a combined 28-36.

Donlon's lone season in Ann Arbor saw Michigan post a 26-12

record, including winning four games in four days to capture the Big Ten tournament title. The Wolverines went on to advance to the Sweet 16 round of the NCAA tournament.

Donlon made the move to Michigan after spending a decade at Wright State, including the final six years as the program's head coach. In those six seasons (2010-16), Donlon compiled a 109-94 record with three 20-plus win seasons and helped the Raiders reach the Horizon League Tournament title game three times (2013, '14, '16). In addition, Donlon's squads tied the program marks for wins with 23 in 2013 and conference wins with 13 in 2016.

After his 2013 squad was picked to finished last in the pre-season, Donlon went on to be named the Horizon League's Coach of the Year. He guided the Raiders to a 10-win improvement, tying the school record with 23 wins, the No. 3 seed and a championship game appearance in the Horizon League Tournament as well as a semifinal appearance in the College Basketball Invitational (CBI). He was also named a finalist for the Skip Prosser Man of the Year Award and the Hugh Durham Coach of the Year Award given to the nation's top mid-major coach.

During his tenure, he coached five players to All-Horizon League honors — Vaughn Duggins (2011, 1st), N'Gai Evans (2011, 2nd), Julius Mays (2012, 2nd), Cole Darling (2013, 2nd) and A.J. Pacher (2014, 2nd). In 2012, Mays was also named the Horizon Newcomer of the Year and was a member of the All-Newcomer Team. Known for his defensive strategies, Wright State's defense ranked as high as 16th nationally in 2013, and he had two players selected as the Horizon League All-Defensive Team — Matt Vest (2014) and Joe Thomasson (2016).

Before his promotion to head coach in 2010, Donlon served as the associate head coach under Brad Brownell for four seasons (2006-10). He helped Wright State to four straight 20-plus win seasons, the 2007 Horizon League regular-season and tournament title and an automatic bid to the 2007 NCAA Tournament, where the Raiders lost in the first round to Pittsburgh.

Before joining Wright State, Donlon was an assistant at his alma mater UNC Wilmington for four seasons (2002-06), coaching again under Brownell. Donlon assisted the Seahawks to a pair

THE DONLON FILE

Born: William Joseph Donlon on February 10, 1977 in Northbrook, Illinois.

Education: Earned bachelor's degree from UNC Wilmington in history in 1999.

Playing Experience: Earned four varsity letters as a player at UNC Wilmington, playing 118 games. He finished with 901 points and at the time of his graduation was the all-time assist leader (456) — currently third in UNCW history.

Coaching Experience: Assistant Coach at American University, 1999-00. Assistant Coach at Saint Peter's, 2000-01. Assistant Coach at UNC Wilmington, 2002-06. Associate Head Coach at Wright State, 2006-10. Head Coach at Wright State, 2010-16. Assistant Coach at Michigan, 2016-17. Assistant Coach at Northwestern, 2017-19. Head Coach at Kansas City, 2019-22. Associate Head Coach at Clemson, 2022-present.

of NCAA tournament appearances (2003, '06) and two Colonial Athletic Association (CAA) regular-season and tournament titles (2003, '06).

Following his collegiate playing career at UNCW, Donlon began his coaching career as an assistant at American University (1999-2000) before moving on to Saint Peter's for a season (2000-01). Following the 2001 season, Donlon spent a year playing professionally overseas with Irish National Team, as well as stops in France and Germany.


As a collegiate player, Donlon was a star guard at UNC Wilmington for four seasons (1996-99), playing in 118 career games. He finished with 901 points and at the time of his graduation he was the Seahawks all-time assist leader with 456, which currently stands third in UNCW history. He was a member of the Colonial Athletic Association's (CAA) All-Rookie Team in 1996 and led the team in assists as a junior (5.6 apg) and senior (5.2 apg).

Donlon, who earned a history degree in 1999 from UNCW, received one of the CAA's most prestigious honors in his senior year. He was selected as the recipient of the Dean Ehlers Award for Leadership, presented annually to the player who embodies the highest standards of leadership, integrity and sportsmanship through academic and athletic achievements.

He is married to the former Melissa McCracken.



ASSISTANT COACH SEAN DIXON



2ND SEASON AT CLEMSON
14TH SEASON OVERALL
PRESBYTERIAN '07

THE DIXON FILE
Born: Sean Dixon on March 11, 1977 in Atlanta, Ga.
Education: Earned bachelor's degree in business management from Presbyterian College in 2007.
Playing Experience: A very decorated player at Presbyterian. Two-time team MVP and earned the Captain Award, given to the player showing the most leadership throughout the season. A two-time team captain, he helped the program to back-to-back 20-win seasons and earned First Team All-Conference selections.
Coaching Experience: Assistant Coach at Presbyterian College, 2009-13. Assistant Coach at UNC Asheville, 2013-17. Assistant Coach at Middle Tennessee State, 2017-21. Assistant Coach at Clemson, 2022-present.

Sean Dixon enters his second season as an assistant coach on Brad Brownell's staff. He most recently served as an assistant coach at Middle Tennessee State for the previous four seasons under Head Coach Nick McDevitt.

Dixon spent the five seasons prior to Middle Tennessee also under McDevitt with the UNC Asheville Bulldogs. He was an assistant coach in 2013-14 when McDevitt was named head coach before being elevated to the position of associate head coach prior to the 2017-18 season. Dixon specialized in guard development and was McDevitt's recruiting coordinator while in Asheville.

The Bulldogs saw high levels of success in Dixon's five years alongside McDevitt on the Asheville bench, notching a 98-66 record that includes three 20-win seasons and postseason appearances in their final three campaigns.

UNC Asheville also collected three Big South trophies in the last three seasons of the McDevitt era, with Dixon helping lead the team to a Big South Tournament title in 2016, a share of the regular season title in 2017 and an outright regular season title in 2018.

Prior to joining McDevitt in Asheville, Dixon spent four years on the coaching staff at his alma mater, Presbyterian College.

Dixon played four seasons at Presbyterian, twice serving as a team captain, and earned second team All-Big South honors as a sophomore and first team All-Big South honors as a junior and senior.

The Marietta, Ga., native finished his playing career with 1,106 career points before earning his bachelor's degree in business management in 2007.

Dixon now resides in Clemson with his wife, Tara, their daughter, Kinsley, and son, Tyler.



ASSISTANT COACH DICK BENDER



12TH SEASON AT CLEMSON
38TH SEASON OVERALL
WESTERN MARYLAND '86

Dick Bender, Clemson's director of men's basketball operations from 2010-14, returned to the program as an assistant coach for the Tigers in the summer of 2016. Bender worked two seasons as an assistant coach under Earl Grant, who left Clemson in 2014 to take the head coaching position at College of Charleston. He is now the head coach at Boston College. Bender enters his eighth season as an assistant in 2023-24. Bender brings 38 years of collegiate coaching and administration experience, including 37 at the Division I level.

Bender has had a positive effect on Clemson's lead guards in his first five seasons back on staff. Marquise Reed emerged as a top scoring threat for the Tigers in 2017-18 – leading the team with 15.8 points per contest, while adding 116 assists (second on the squad). Reed upped that averaged to nearly 20.0 points per game in 2018-19, while becoming a 1,000-point scorer in a Tiger uniform. Reed made second-team All-ACC in 2017-18 and third-team All-ACC in 2018-19. Shelton Mitchell made second-team All-ACC Tournament. He was the Tigers' second-leading scorer and posted over 100 assists in his first season at Clemson, while upping his points-per-game to a career-high 12.2 and finished with a team-best and career-high 119 assists in 2017-18. Combined with All-NCAA Regional selection Gabe DeVoe, the Tigers won 25 games in 2017-18.

In 2020-21, young backcourt players Al-Amir Dawes and Nick Honor were keys to Clemson's run to the NCAA Tournament.

Avry Holmes led the ACC in three-point shooting percentage in 2016-17 and Bender saw the Tigers win 17 games in his first season, including a 62-60 thriller at South Carolina, a team that went on to the Final Four.

In two seasons at Charleston, Bender helped orchestrate an eight-win improvement overall from 2014-15 to 2015-16. The Cougars went 17-14 in Bender's second season on staff, with an 8-10 record in the Colonial Athletic Association. Six of the Cougars' players earned postseason honors, including Cameron Johnson, an All-CAA Third Team and All-Defensive Team selection.

Bender served as Clemson's operations director in Brad Brownell's first four seasons, 2010-14. During that stretch, the program compiled a 74-58 record and advanced to the postseason on two occasions, including the 2011 NCAA Tournament. In 2013-14, he was part of a staff that saw the Tigers improve their overall record by 10 wins and advance to the semifinals of the NIT.

In his first season at Clemson in 2010-11, Bender was an important part of the staff that led the Tigers to a 22-12 final record. Clemson was the No. 4 seed in the ACC Tournament with a 9-7 record. The Tigers advanced to the NCAA Tournament for a record fourth straight season and won their first-round game over UAB, 70-52, in Dayton, Ohio.

Bender began his collegiate coaching career at DePauw in 1987 under the late Royce Waltman. He helped the Division III Tigers to an outstanding four-year overall record of 80-30 and to a national runner-up finish in the 1990 NCAA Tournament. One of the players he coached was Brad Brownell.

After his stint with DePauw, Bender served as an assistant coach under former Clemson assistant Ron Bradley at Radford from 1991-97. The Highlanders compiled the top conference record and non-conference record of all the teams in the Big South during Bender's six seasons with the program.

Bender was reunited with Waltman as part of the staff at Indiana State and coached with the Sycamores for 10 seasons from 1997-07. He helped ISU to consecutive 20-win seasons and NCAA Tournament appearances in 1999-00 and 2000-01. The Sycamores went on to upset No. 4 seed Oklahoma, 70-68, in the first round of the 2001 NCAA Tournament.

The native of Grantsville, Md., graduated from Western Maryland in 1986 and earned a master's degree from DePauw in 1989. He was a two-year letterman and team MVP at Western Maryland. He was third in the nation in 1985-86 in free throw accuracy for

THE BENDER FILE

Born: Donald Richard Bender on Feb. 1, 1963 in Grantsville, Md.

Education: Earned bachelor's degree from Western Maryland in sociology in 1986. Earned master of arts degree from DePauw University in teaching in 1989.

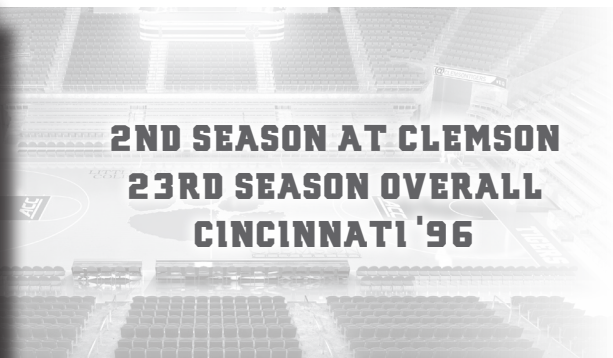
Playing Experience: Earned two varsity letters as a player at Western Maryland. Was named team MVP as a senior in 1986 and ranked third in the nation in Division III in free throw percentage that season.

Coaching Experience: Assistant coach at DePauw, 1987-91. Assistant coach at Radford, 1991-97. Assistant coach at Indiana State, 1997-2001. Associate head coach at Indiana State, 2001-07. Assistant coach at Tulane, 2007-10. Director of basketball operations at Clemson, 2010-14. Assistant coach at College of Charleston, 2014-16. Assistant coach at Clemson, 2016-Present.

Division III players with a 91 percent clip.
 Bender and his wife, Beth, have two sons, Dalton and Dillon.



DIRECTOR OF OPERATIONS ANDY ASSALEY



THE ASSALEY FILE

Born: Lewis Andrew Assaley II on January 6, 1974 in Cincinnati, Ohio.

Education: Earned bachelor's degree in economics from Cincinnati in 1996. Earned master's degree in labor and employee relations from Cincinnati in 1998.

Experience: Volunteer assistant video coordinator at Cincinnati, 2001-03. Sports program associate at Cincinnati, 2003-05. Assistant to the Head Coach at Cincinnati, 2005-06. Video Coordinator at Kansas State, 2006-07. Director of Operations at Kansas State, 2007-12. Director of Operations at South Carolina, 2012-22. Director of Operations at Clemson, 2022-present.

Andy Assaley enters his second season at Clemson as the director of basketball operations. He previously served 10 seasons at South Carolina as the director of basketball operations for Head Coach Frank Martin. Assaley served in the same capacity at Kansas State under Coach Martin from 2007-2012.

During Assaley's first season in Tigertown, Clemson set a new school record for conference wins in a single season with 14 ACC victories. The Tigers won their first seven of the season to set another program mark.

The Gamecocks had success during Assaley's time on staff. After the 2014-15 team posted its first winning record since the 2009-10 campaign, the 2015-16 Gamecocks put together one of the top seasons in their history, matching a school record for wins with a 25-9 overall record on the year, while the Gamecocks reached double-digit SEC wins for just the fourth time since joining the league, posting an 11-7 mark in conference contests, marking the Gamecocks' best finish in the league since the SEC combined its East and West Divisions in 2012.

The 2016-17 season would be the best in school history, as the Gamecocks set a school record with 26 wins, advanced to the NCAA Tournament for the first time since 2004, posted the first program win in the NCAA Tournament since 1973, and advanced to the school's first-ever Final Four, falling by just four points, 77-73, to Gonzaga in the national semifinals in Phoenix. South Carolina captured back-to-back 20-win seasons for the first time since a string of three-straight 20-win campaigns from 2003-2006, and the Gamecocks posted double-digit league victories for just the fifth time since joining the SEC in 1992. The Gamecocks also posted double-digit wins in SEC play again in 2019 and 2020.

Assaley was instrumental for the Gamecock staff in working with the academic advisor group at the Dodie Anderson Academic Enrichment Center. South Carolina has excelled in the classroom during Martin's tenure as head coach, collecting numerous SEC and campus academic honors, while also several times earning the NABC's Team Academic Excellence Award, honoring those program's with a cumulative team GPA of 3.0 or higher for the season.

Prior to his time at South Carolina, Assaley played a key support role in helping to build the Kansas State program during his six seasons on staff with the Wildcats. The program posted at least 20 wins each season and advanced to the postseason every year, including four trips to the NCAA Tournament.

The Wildcats advanced to the Postseason NIT in 2007, Assaley's first season on staff where he served as video coordinator, posting an overall record of 23-12, the first of six-consecutive 20-win campaigns by K-State. Assaley was named the director of operations shortly following the conclusion of the season.

Assaley played a role in the Wildcats posting their first NCAA Tournament victory since 1988 after posting a 21-12 overall record, including a third-place finish in the Big 12 with a 10-6 mark during the 2007-08 season. The finish in league play was the highest for the Wildcats since the inception of the league.


The 2008-09 squad posted 22 wins and earned an at-large bid to the Postseason NIT, which set the stage for a record-setting season in 2009-10, when the team posted a school-record 29 wins, en route to the program's first NCAA Tournament Elite Eight appearance in over two decades. The Wildcats defeated six ranked opponents that season, and concluded the year ranked in the Top 10 in both the ESPN/USA Today Coaches Top 25 Poll (No. 7) and the Associated Press Top 25 Poll (No. 7).

Kansas State followed with two more 20-win seasons, compiling a 23-11 mark in 2010-11 and a 22-11 record during the 2011-12 season. The squad advanced to the NCAA Tournament third round both years, and finished third and fifth, respectively in the Big 12 during those seasons.

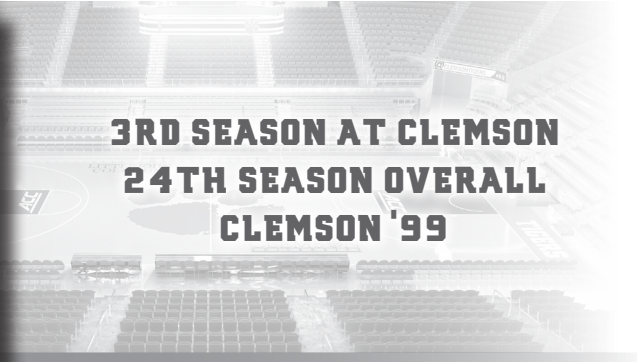

Assaley joined the K-State staff as video coordinator on April 26, 2006, for then-head coach Bob Huggins. Assaley spent the previous five years at Cincinnati in a number of capacities for both Huggins and Andy Kennedy, first serving as a volunteer, before being promoted to video coordinator and assistant to the head

coach. During his tenure, the Bearcats posted 119 victories and advanced to the NCAA Tournament four times.

Assaley received both his bachelor's and master's degrees from Cincinnati, earning his undergraduate degree in economics in 1996 and his master's in labor and employee relations in 1998. Assaley and his wife, Sarah, are the parents of three daughters, Cali, a recent graduate of the University of Louisiana Monroe where she played volleyball, Isabella and Payton, and a son, Will.



STRENGTH & CONDITIONING COACH PRESTON GREENE



THE GREENE FILE

Born: Preston Greene on November 14 in Fort Benning, Ga.

Education: Earned bachelor's degree in health science from Clemson in 1999 with a minor in sport management. Earned master's degree in applied kinesiology and sports management from Minnesota in 2000.

Experience: Student and Graduate Assistant at Clemson, 1995-99. Head Strength Coach for Women's Basketball at Arizona, 2000-02. Director of Strength and Conditioning at Charlotte, 2003-08. Head Men's Basketball Performance Coach at Stanford, 2008-09. Director of Strength and Conditioning for Men's Basketball at Clemson, 2009-11. Director of Strength and Conditioning for Men's Basketball at Florida, 2011-22. Director of Strength and Conditioning for Men's Basketball at Miami (Fla.), 2022-23. Director of Basketball Strength and Conditioning at Clemson, 2023-present.

Clemson University men's basketball Head Coach Brad Brownell announced the hiring of Preston Greene as the director of basketball strength and conditioning. This is Green's first year back in Clemson. Greene is one of the most respected thinkers and practitioners in his field and has been instrumental in raising the bar at every stop.

Greene, who possesses nearly 30 years of experience, returns to Clemson after working with Florida and Miami (Fla.) men's basketball over the last 15 seasons.

"It's great to have Preston back in Tigertown. He's one of the most respected strength coaches in our business," said Brownell. "This is an extremely important position because of the impact strength coaches have on the development of our players. He's had lots of success training high-level athletes and he'll be instrumental in helping our players reach their potential."

"Clemson is such a special place," said Greene. "It's where I got my start and went to school, so it's very special to me and a place that I value. I'm excited to be able to return and work for Coach Brownell again. I can't wait to get going with the guys this summer and help our players achieve big things in their careers."

While at Miami (Fla.), Greene spent one season aiding the Hurricanes basketball program and helped lead them to a Final Four appearance in 2022-23.

Over Greene's 11 seasons in Gainesville, the Gators went 249-127 and averaged 22 wins per season. Florida made the NCAA Tournament seven times, and advanced to four Elite Eights in a six-year span. That stretch included a Final Four appearance in 2014 during a 36-3 (18-0 SEC) campaign.

Greene was instrumental with multiple future NBA players while at Florida, including Bradley Beal, a three-time All-Star, and Dorian Finney-Smith.

Greene, a 1999 Clemson graduate, served on Brad Brownell's staff for one season and spent two years overall (2009-11) at Clemson. The Tigers turned in a pair of 20-win seasons and earned two NCAA Tournament bids.

In 2008-09, Greene was the head men's basketball performance coach at Stanford for Head Coach Johnny Dawkins.

Prior to his lone season in Palo Alto, Greene served as the Director of Strength & Conditioning for Charlotte from 2003-08. He worked primarily with the men's basketball team under coach Bobby Lutz and also worked closely with the men's golf team. Greene was an Assistant Strength, Speed & Conditioning Coach at the University of Arizona for two years prior to his time with the 49ers program. At Arizona, he assisted with the implementation of strength, speed and conditioning for the football team, while serving as the Head Strength Coach for the women's basketball and women's soccer programs. He also directed the department's nutrition and supplementation program.

The Peachtree City, Ga. native worked as a student and graduate assistant under Joey Batson from 1995-99. He was in charge of strength & conditioning for golf, women's soccer, men's tennis, and volleyball. He also assisted with football during his time at Clemson.

Greene earned a bachelor's degree in health science from Clemson in 1999, with a minor in sport management. He received a master's degree in 2000 from the University of Minnesota in applied kinesiology and sports management. Greene holds numerous certifications and memberships, including the National Strength & Conditioning Association (NSCA). He also recently

earned certification as a performance enhancement specialist by the National Association of Sports Medicine (NASM).

He is the co-founder of the Eleiko Strength Summit, first held on May 8, 2010, at the Poliquin Strength Institute in Greenwich, R.I. The Eleiko Strength Summit is an invite-only event that attracts the elite level strength & conditioning coaches in the United States.

Greene has contributed to multiple publications, including Digger Phelps' third edition of "Basketball for Dummies" and Stanford's "The Effects of Sleep Extension on the Athletic Performance of Collegiate Basketball Players" study. In addition, his first-year work with the Gators was featured on the cover of Bigger, Faster, Stronger magazine, while his 2019 efforts were profiled on ESPN's "Gymrats" show.



JEFF REYNOLDS/TERRELL MCINTYRE



JEFF REYNOLDS
SPECIAL ASSISTANT TO THE HEAD COACH
3RD SEASON AT CLEMSON
UNC GREENSBORO '78

Entering his third season at Clemson, Jeff Reynolds brings an impressive coaching background that spans nearly 40 years and includes three head coaching stints, most recently at Air Force, Jeff Reynolds joins the Clemson Basketball staff as special assistant to Head Coach Brad Brownell.

During his storied career, Reynolds spent nine seasons as a collegiate head coach at Air Force, Wingate and NC Wesleyan, compiling 145 wins with three conference championships and a trio of postseason tournament appearances.

Reynolds spent four seasons working at Virginia Tech where he served as the Director of Scouting/Game Management during the 2017-18 campaign following three years as Director of Men's Basketball Operations. During the last three seasons, the Hokies averaged 21 wins per season while posting back-to-back NCAA Tournament appearances.

Before Virginia Tech, Reynolds spent two seasons on the men's basketball staff at Marquette as the Director of Operations, helping guide the Eagles to the Elite Eight during the 2013 NCAA Tournament.

Reynolds served for five seasons (2007-12) as the head coach at Air Force, where he guided the Falcons to a postseason appearance in the 2011 CollegeInsider.com Tournament. Prior to taking over the head coaching duties at Air Force, Reynolds served as an assistant coach at the Academy under current Houston Rockets

assistant Jeff Bzdelik for two seasons during which the Falcons were one of just 17 teams in NCAA Division I to win at least 50 games total.

Reynolds arrived at the Academy after serving as an assistant coach at Tulane for five seasons (2000-05). During his time at Tulane, Reynolds coached Linton Johnson, who played in the NBA for six seasons.

Prior to his stint at Tulane, Reynolds held the position of head coach at Division II Wingate University in Wingate, N.C., where he logged an impressive 61-27 record in three seasons. While at Wingate, he coached Lorenzo "Junior" Harrington who went on to play three seasons in the NBA for Denver, New Orleans and Memphis.

In those three seasons, Reynolds built the program into a Division II powerhouse. In 1999-2000, his team led the nation in scoring defense and posted an impressive 26-4 record, closing the year with a final national ranking of No. 7 and a spot in the NCAA Tournament.

In 1998-99, Reynolds guided Wingate to its first NCAA Tournament bid, as well as its first national ranking, and the Bulldogs closed that season with a 23-6 mark as Reynolds earned South Atlantic Conference Coach of the Year honors.

As the top assistant coach at his alma mater, UNC-Greensboro, from 1995-97, Reynolds helped the program to the 1996 Big

South Championship and a bid to the 1996 NCAA Tournament. From 1990-94, Reynolds served as the top assistant at UNC-Wilmington, helping the Seahawks to Colonial Athletic Association Most Improved Team honors in 1992.

As an assistant at Winthrop (1986-90), he was directly involved in the team's transition from Division II to Division I, and, in 1988, the school captured the Big South Conference Championship.

He logged one year as the head coach of North Carolina Wesleyan College leading the program to a 21-7 mark and the 1986 Dixie Conference Championship.

Reynolds began his college coaching career at James Madison University in 1981, serving as a part-time assistant for a team which won 24 games and advanced to the NCAA Tournament in 1982. He went on to Division II power Randolph-Macon College, which reeled off three straight NCAA Tournament appearances and earned a No. 4 national ranking in the final poll of 1984.

He spent time in the high school ranks, coaching three years at Carroll County High School in Hillsville, Va., the first two years as assistant coach before being promoted to the head coaching position in his final season.

Reynolds is married to the former Janet Montgomery.



TERRELL MCINTYRE
DIRECTOR OF PLAYER DEVELOPMENT
7TH SEASON AT CLEMSON
CLEMSON '15

Former Clemson Hall of Fame basketball player Terrell McIntyre joined Brad Brownell's staff as Director of Player Development in 2017.

McIntyre played for the Tigers from 1995-99 and was a three-time All-ACC guard. He played on three NCAA Tournament teams, including the 1997 team that advanced to the Sweet 16 and finished with a program best No. 8 national ranking in the USA Today poll.

His senior year when he led the ACC in scoring, Clemson won 20 games and reached the finals of the NIT.

McIntyre ranks second in Clemson history in career scoring (1,839), second in three-point goals (259), third in assists (577) and fourth in steals (194). He was a four-time team MVP or Co-MVP. He was inducted into the Clemson Athletic Hall of Fame in 2007, and was named to the program's 100-Year Anniversary team in 2012.

While at Clemson, McIntyre played on three NCAA Tournament teams and has been on staff at Clemson for two, including the Sweet 16 team in 2018 and the NCAA Tournament team in 2021.

McIntyre went on to a 12-year professional career in Europe. Over his career he played on four Italian League Championship teams that won the Italian Cup Championship in 2009 and 2010. He was the MVP of the Italian League in 2007 and 2009.

The native of Raeford, N.C. also made the All-Euroleague first-team in 2007 and 2009. Three times he was the MVP of the Italian League Finals (2008-09-10). His number-five was retired by Mon-

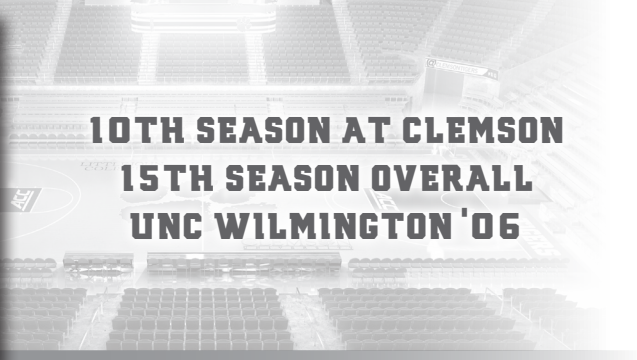
tepaschi Siena of the Italian League, just the third number retired by that franchise.

He returned to Clemson after the conclusion of his playing career and finished his undergraduate requirements in May 2015.

Terrell and his wife Christy have two children, daughter Siena and son Emory.



DIRECTOR OF RECRUITING LUCAS MCKAY



THE MCKAY FILE

Born: Lucas James McKay on Sept. 17, 1984 in Raleigh, N.C.

Education: Graduated from Sanderson High School in Raleigh, N.C., in 2003. Earned bachelor's degree in political science from UNC Wilmington in 2006. Earned master's degree in student affairs in higher education from Wright State in 2009.

Experience: Student manager at UNC Wilmington, 2003-06. Administrative assistant at Wright State, 2007-10. Video coordinator at Clemson, 2010-14. Director of basketball operations at Clemson, 2014-18. Director of Recruiting at Clemson, 2018-19. Assistant Coach at UMKC, 2019-21. Director of Recruiting at Clemson, 2021-present.

Lucas McKay returns for his 10th season with the men's basketball program in 2021-22, his second overall as director of recruiting. McKay spent the previous two seasons as an assistant coach at UMKC. Prior to that, McKay spent the 2018-19 season as director of recruiting and four seasons as director of operations. McKay assumed that promotion in 2014 after serving as Clemson's video coordinator for four seasons.

In four seasons as director of operations, McKay helped the Tigers to 45 ACC regular season wins, including a school record 11 in 2017-18.

That season, the Tigers turned in a banner year for the program with 25 wins and a trip to the NCAA Sweet Sixteen. The Tigers finished tied for third in the ACC after being picked to finish 13th by the media in the preseason poll. The 25 wins were tied for the most in program history.

Clemson's 2013-14 team reached a 10-win improvement over the previous season, finishing 23-13 overall and 10-8 in ACC play. The Tigers led the nation in three-point percentage defense (.285) and were ranked among the NCAA top 10 in scoring defense (58.4 ppg) and blocks per game (6.1).

In 2011-12, the Tigers were 16-15 overall, but rallied to an 8-8 conference record. It was Clemson's fifth straight season at .500 or better in ACC play, a program record. The Tigers knocked off three eventual NCAA Tournament foes, including Sweet 16 participant NC State, during the 2011-12 season.

McKay was an important part of the Tiger staff in 2010-11, when Clemson compiled a 22-12 overall record and advanced to the NCAA Tournament for a record fourth straight season. The Tigers were 9-7 in the ACC and earned a first-round bye in the ACC Tournament by virtue of being the No. 4 seed in the conference. Clemson also won its first NCAA Tournament game in 14 years in 2011 when the Tigers knocked off UAB, 70-52, in Dayton, Ohio, as part of the "First Four" round.

McKay first worked under Brownell as a student manager at UNC Wilmington from 2003-06. He was a manager on Brownell's

last team at UNC Wilmington, the 2005-06 squad that went 25-8 and won the Colonial Athletic Association championship en route to an NCAA Tournament appearance. The Seahawks compiled a 59-33 record while McKay was a manager with the team.

McKay earned his undergraduate degree in political science from UNC Wilmington in December 2006. He has worked several regional and national camps, including ones at Clemson, as a coach and administrator. After graduation, he spent one year as an assistant coach at Harrells Christian Academy before rejoining Brownell at Wright State in 2007.

He worked as an administrative assistant under Brownell at Wright State. In three seasons with the Raider program, Brownell's teams put together an overall record of 61-35. McKay oversaw the day-to-day organization of the basketball office. His duties included supervision of the managerial staff, organizing recruiting mailouts, arranging travel and video editing. He earned his master's degree in student affairs in higher education from Wright State in June 2009.

McKay is married to the former Lindsay Martin of Newton, N.C.

They have a son, Ethan, and daughter, Emerson.



SUPPORT STAFF



BRAD CROWE
SPORTS MEDICINE
8TH SEASON AT CLEMSON
GRAND VALLEY STATE '10

Brad Crowe enters his eighth season as the athletic trainer for men's basketball at Clemson in 2023-24. He joined Brad Brownell's staff over the summer of 2016.

Crowe joined the Tigers after four years at Mercer University in Macon, Ga., where he worked with men's and women's cross country and track & field in addition to his men's basketball re-

sponsibilities.

During his time at Mercer, the Bears made four postseason appearances, including a trip to the 2014 NCAA Tournament. That season, Mercer knocked off Duke by a score of 78-71 in the second round of the tournament.

Crowe spent two years as a graduate assistant athletic trainer at Louisiana Tech University from 2010-12, where his primary job involved working with men's basketball. He earned a master's degree in May 2012 in kinesiology and sports performance. Crowe earned his bachelor's degree in movement science from Grand Valley State University in Michigan in May 2010.

Crowe is a certified member of the National Athletic Trainers' Association (NATA) and is a CPR/AED professional rescuer.



AARON STEVENS
VIDEO COORDINATOR
2ND SEASON AT CLEMSON
CLEMSON '19

Aaron Stevens enters his second season as video coordinator for men's basketball in 2023-24. Stevens, a 2019 Clemson gradu-

ate served two seasons on Head Coach Brad Brownell's staff as a graduate assistant following four years as an undergraduate man-

ager.

Stevens worked under former video coordinator Amit Tailor as an undergrad and graduate assistant. Stevens previously served as the head basketball coach at South Florence High School in Florence, S.C. in 2021-22.

Stevens earned a bachelor's degree in business management from Clemson in 2019, and a master's degree in athletic leadership from Clemson in 2021.



JOEL DANCE
Graduate Manager



AJ MORRIS
Graduate Manager



ZACH BENJAMIN
Ticket Operations



AARON DUNHAM
Major Gifts Officer



LYTTON INFINGER
Administrative Assistant



MILT LOWDER
Sports Psychologist



JACLYN ROH
Marketing and Fan Engagement



KYLE SHIELDS
Premium Seating




GABBY VANASSE
Recruiting Graphic Design



KEVIN WHITE
Sport Supervisor/Deputy AD



BEN WINTERROWD
Communications/SID



TYLER PEPICELLI
Head Student Manager



CONNER PEDERSON
Head Student Manager



LUKE CIPRICH
Student Manager



LUKE FERRELL
Student Manager



HAYDEN JOHNSON
Student Manager



ROBERT LIOLLIO
Student Manager



SEBASTIAN MILLER
Student Manager



PRESIDENT JAMES P. CLEMENTS



JIM CLEMENTS

- CLEMSON UNIVERSITY PRESIDENT
- 10TH FULL SEASON AT CLEMSON
- UMBC '85, '91, '93, JOHNS HOPKINS '88

James P. Clements became Clemson University's 15th president on Dec. 31, 2013 after serving as president of West Virginia University. Since his arrival, the value of the Tiger Paw has never been higher, driven by the university's elevated academic reputation and the exposure from Clemson University's athletic success on the national stage.

Under his leadership, Clemson has raised the bar in academics, admissions, enrollment, retention rates, graduation rates, research and diversity. Clements has also led the way in helping to raise more than \$2.5 billion in private funds during his career, including approximately \$1.7 billion since he arrived at Clemson.

Clements is a nationally recognized leader in higher education who has served as president of a university in three different athletic conferences, Big East Conference, Big 12 Conference and Atlantic Coast Conference, where he served as the 2016-17 Chair of the ACC Council of Presidents. He currently serves on the board of directors for the ACC and as one of 11 members on the College Football Playoff Board of Managers.

Clements serves on the board of directors of the American Council on Education, the executive committee for the Council of Competitiveness, the Council of Presidents for the Association of Governing Boards and the Special Olympics International Board. Clements previously served as the Chair of the Board for the Association of Public & Land-Grant Universities.

Prior to his service at WVU, he served as provost and vice president for academic affairs, vice president for Economic Development & Community Outreach and as the Robert W. Deutsch Distinguished Professor of Information Technology at Towson University, the second largest university in the University System of Maryland, where he was a four-time winner of the Faculty Member-of-the-Year Award, given by Towson students.

Clements holds a bachelor of science degree in computer science as well as a master's degree and Ph.D. in operations analy-

UNDER CLEMENTS' LEADERSHIP

- He has led commencement ceremonies for nearly 61,000 graduates at Clemson. These Clemson graduates represent more than one third of Clemson's 180,000 living alumni.
- Freshman applications have more than tripled since his arrival to more than 60,000 in 2023.
- Clements has helped raise more than \$2.5 billion in private funds, including approximately \$1.7 billion since he arrived at Clemson, resulting in record-breaking fundraising every year.
- The value of the Clemson Foundation Endowment has doubled since Clements arrived at Clemson and surpassed \$1 billion for the first time in 2021.
- Total research expenditures reached an all-time high of \$263 million this past year.
- Clemson achieved and was re-affirmed Carnegie R1 for highest research activity.
- Nearly \$2 billion has been invested in new or renovated facilities.
- Clemson is on more than 100 top-20 lists, including "Happiest Students," "Great Career Services," "Most Trusted Universities" and "Best Alumni Network."

sis from the University of Maryland, Baltimore County. He also holds a master's degree in computer science from Johns Hopkins University's Whiting School of Engineering and was awarded an honorary degree as Doctor of Public Education from his alma mater, UMBC. His Successful Project Management book is now in its seventh edition and is published in multiple languages and used in numerous countries.

Clements was born in Arlington, Va., but spent the majority of his life in Maryland before relocating to West Virginia and then



Clemson. He and his wife, Beth, have been married for 32 years and have four children and five grandchildren.



THE CLEMENTS FAMILY (FROM LEFT TO RIGHT) - HANNAH, MAX, EVA, SKITTLES, BETH, GRACE, JIM, ELIZA, TEE, TYLER, MARGOT, CANNON, RONAN AND MAGGIE. NOT PICTURED - TANNER.

DIRECTOR OF ATHLETICS GRAHAM NEFF



GRAHAM NEFF

- DIRECTOR OF ATHLETICS
- 2ND FULL SEASON AS DIRECTOR OF ATHLETICS AT CLEMSON
- 11TH FULL SEASON AT CLEMSON
- GEORGIA TECH '06

Graham Neff was named Clemson's 14th Director of Athletics on Dec. 23, 2021 in the midst of his ninth year at Clemson and is now in his second year in the role.

His first year in Tigertown was at full speed, as he oversaw significant facility development, including investments at football and a women's sport expansion project to house Clemson's new lacrosse and gymnastics teams. He led the bringing of Clemson's multimedia rights in-house, developed a comprehensive NIL program and launched a streaming service, Clemson+. IPTAY has seen record-breaking growth in the past year, which included the largest gift in IPTAY history.

The 39-year-old has been in senior leadership positions within Clemson Athletics since 2013, including as chief financial officer and director of capital projects prior to his most recent role as deputy director of athletics. Neff has helped oversee the build and financing of more than \$200 million in facility improvements, aided in the continued development of IPTAY, and served as a sport administrator for football and men's basketball.

Neff works consistently with key university stakeholders, including the university Executive Leadership Team, Board of Trustees, IPTAY Board of Directors, Athletics Council, as well as several university committees and appointments.

During his time as a sport supervisor, the football program won two national championships, the men's basketball program made a pair of NCAA Tournament appearances, including a Sweet 16 run in 2018. Academically, Clemson's graduation success rate has been above 91 percent for seven consecutive

years, and student-athlete total GPA has been above 3.0 for nine straight semesters.

Neff has helped develop several key areas of the department, including the financial philosophy, fundraising, student-athlete welfare, and external operations management, and in 2019 was named one of Sports Business Daily's Power Players and in 2021 was named to SBJ's 40 Under 40 list.

Prior to his role as Deputy AD, he joined Clemson in 2013 as Associate AD of Finance and Facilities. Before Clemson, Neff served two-plus years in several senior administrative roles at Middle Tennessee State Athletics, with emphasis in finance, facilities and external operations.

A civil engineering graduate of Georgia Tech, he served as a student manager for Coach Paul Hewitt and the men's basketball program, advancing to a Final Four in 2004. Neff worked in the Financial Advisory Services group at Deloitte and Touche from 2006 to 2008, prior to returning to a finance and ticketing role at the Georgia Tech Athletic Association. He earned an MBA from Georgia Tech in 2010.

Neff and his wife Kristin have three sons, Grady and twins Emmett and Nolan.



HOWARD'S ROCK
 FROM DEATH VALLEY, CA
 TO DEATH VALLEY
 CLEMSON, SC
 PRESENTED TO
 COACH FRANK HOWARD
 AND THE
 CLEMSON FOOTBALL TEAM
 BY
 S. G. JONES '18
 SEPTEMBER 1966



CLEMSON TIGERS RADIO NETWORK

The Clemson radio network, which is produced by Clemson Athletic Properties, can be heard throughout South Carolina, as well as portions of North Carolina and Georgia on a strong lineup of radio affiliates. The complete list of affiliates can be found on ClemsonTigers.com. Many broadcasts are also carried by SiriusXM radio.

Each broadcast is streamed on ClemsonTigers.com. The broadcast begins coverage of each men's basketball game 30 minutes before tipoff with the Tiger pregame show, which includes pregame thoughts from head coach Brad Brownell and analysis from the crew.

Following the game, our broadcast crew conducts a review of the game, complete statistics and highlight packages. The broadcast also includes a postgame interview with Brad Brownell, allowing Tiger fans to hear Clemson's head coach and his comments on each and every contest.

Don Munson will enter his seventh season as Clemson's play-by-play voice in 2023-24. Munson was named the voice of Tiger basketball in September 2017.

Munson is in his 15th year with the Clemson athletic department in a full-time capacity and his eighth year as director of broadcasting. Munson is a familiar name to Tiger fans because of his involvement with the Clemson radio network since 1994.

He took over the new position of creative media services director in July 2010 and had department-wide responsibilities, with an emphasis on football. In 2014, he was named director of broadcasting and became the play-by-play voice of Clemson football, just the third person to hold that position since 1968.

Munson also continues to serve as the host of the Clemson football and basketball coaches radio call-in program, "Tiger Calls," including football and men's basketball televised coaches shows. Munson provides play-by-play commentary for football and baseball as well as various Clemson Olympic sports.

Munson has covered Clemson athletics since 1994, when he first joined the network as the network's football pregame, halftime and Fifth Quarter Show host. In 2003, he rejoined the network as host of the Tiger Tailgate Show and Fifth Quarter Show. When Jim Phillips passed away in 2003, he assumed the duties as host of Tiger Calls and play-by-play announcer for women's basketball and baseball.

Munson is a 1984 graduate of Appalachian State with a degree in communications. He was the play-by-play announcer at Appalachian State from 1984-91.

Married on May 26, 1984, Munson and his wife, Elizabeth, have one daughter, Michelle.

Retired assistant athletic director Tim Bourret will serve in the color analyst role again this season. The native of West Hartford, Conn., is in his 44th full season providing color commentary for Clemson basketball, the longest active tenure among color



DON MUNSON
Play-by-Play



TIM BOURRET
Color Analyst

commentators in the ACC in any sport. Bourret celebrated the 1,000-game mark in 2015-16 against his alma mater, Notre Dame.

The 1977 graduate of the South Bend, Ind., institution has done play-by-play with Clemson football, baseball and basketball. He co-authored a book, Basketball for Dummies, with ESPN's Digger Phelps and Sports Illustrated's John Walters in 1997. In 2004, he published Tales From The Hardwood, documenting Phelps' 20-year run as Notre Dame's head coach.

Clemson Athletics also produces "Clemson Basketball with Brad Brownell," a 30-minute television show with features on the coaching staff, student-athletes and highlights. The show typically airs for the first time each December, and concludes in March.

"Tiger Calls" will continue to be broadcast throughout the season. Don Munson hosts the call-in show where fans get a chance to talk with Brownell on the air about the team. A schedule of "Tiger Calls" is available online at ClemsonTigers.com. All broadcasts are held in Littlejohn Coliseum and streamed online.



RADIO AFFILIATES

Location	Station	On the Dial
Camden, S.C.	WPUB	102.7 FM
Charleston, S.C.	WQSC	98.5 FM
Charlotte, N.C.	WZGV	730 AM
CLEMSON, S.C.	WCCP	105.5 FM
Columbia, S.C.	WZMJ	93.1 FM
Florence, S.C.	WSIM	97.1 FM
Greenville, S.C.	WYRD	97.7 FM
	WORD	1330 AM
Greenwood, S.C.	WCRS	98.5 FM
		1450 AM
Hampton, S.C.	WBHC	92.1 FM
Hilton Head, S.C.	WHHW	1130 AM
		96.1 FM
Lexington, S.C.	WZMJ	93.1 FM
Lincolnton, N.C.	WLON	1050 AM
Loris, S.C.	WLSC	1240 AM
Myrtle Beach, S.C.	WYEZ	94.5 FM
Newberry, S.C.	WKDK	1240 AM
Orangeburg, S.C.	WGFG	105.3 FM
Rock Hill, S.C.	WRHI	100.1 FM
		1340 AM
Spartanburg, S.C.	WORD	950 AM
	WYRD	97.1 FM
Sumter, S.C.	WWBD	94.7 FM
Union, S.C.	WBCU	103.5 FM
		1460 AM

Note: Flagship station in **BOLD**.



TIM BOURRET BROADCAST HIS 1,000TH GAME AGAINST HIS ALMA MATER, NOTRE DAME, IN 2015.



DON MUNSON ENTERS HIS SEVENTH SEASON AS THE PLAY-BY-PLAY VOICE OF TIGER BASKETBALL.



JUST A KID FROM MONROE

A NORTH CAROLINA KID WITH A WORK ETHIC AND DRIVE TO SUCCEED THAT FIT PERFECTLY INTO THE CULTURE OF THE CLEMSON BASKETBALL PROGRAM.

BY BEN WINTERROWD



HUNTER TYSON GREW UP IN MONROE, N.C., A TOWN WITH A POPULATION of roughly 35,000 people and less than that during his adolescent years. Monroe is seated in Union County, and despite the small-town charm, it remains less than an hour from metropolitan Charlotte. Like most that grow up in the Tar Heel State, Tyson fell in love with basketball. Hard work, determination, drive and grit lifted Tyson from Monroe to the biggest stage in college basketball where he cemented a legacy at one of the ACC's charter member schools.

The game of basketball has always been big in the Tyson family. His father, Jonathan, played collegiately at Wingate University, so Hunter has always been around the game, falling in love with it at an early age.

"My dad always was really big on hard work," recalls Hunter. "If basketball is what we wanted to do, that's awesome, but we needed to give our all to it. From a young age, I started working really hard at the game of basketball."

By the time Hunter was ready for middle school, his father was the principal of Piedmont Middle/High School in Monroe.

"Every morning I was getting up early and goin' to the gym because my dad had all the keys. I'd workout before school, go to school all day, and workout after school. It was really a blessing that I was able to do that. I know a lot of guys that want to get into the gym but didn't have the means to do so."

Hunter grew up enjoying baseball too. He played baseball in conjunction with basketball until eighth grade, which is when Hunter recalls everything changing.

"Eighth grade is when it really clicked for me. I always played baseball growing up and was big into baseball and that conflicted with AAU and spring basketball. It was my eighth-grade year, my last year that I played baseball, and that's really when I started taking it [basketball] seriously."

"I told my dad that my dream was to play in the ACC and the NBA. He's like 'Alright, we're gonna do everything we can to try and get you there.'"

Hunter credits his dad with much of his development as a young player and appreciates how much time his dad spent working with him.

"He really helped me. He played in college, and he was also a high school coach, so he was really my trainer. I saw a lot of kids growing up with hired trainers and stuff like that. I didn't ever have to do that because my dad was always there working with me. Whether it was 6 a.m. or on a Saturday or right after school, he always found the time to invest in me and make me the best basketball player I could be."

Basketball became everything for Hunter.

"I'd wake up early in the morning to work out, just try to work on my game all the time, always playing pick-up basketball if I wasn't working out. Basketball became a really big part of my life."

By his sophomore year, Hunter was beginning to attract attention from college coaches and universities.

"First scholarship offer was spring of sophomore year of high school," Tyson said smiling. "I was thrilled. It was Appalachian State and I remember getting the call right after a tournament and I was so happy that someone believed in me enough to offer a free ride to college."

The next day he received offers from Tennessee and then Charlotte. While the offers and attention were well deserved, the league that Hunter grew up idolizing hadn't taken notice yet.

Growing up as a kid playing basketball in North Carolina, playing in the ACC with all its undeniable tradition is the goal. And that was always Hunter's dream.

"Clemson was my first ACC offer," Tyson remembers, grinning from ear to ear. "I was so happy. Especially because I was always intrigued by Clemson. I thought they had a really good culture and program, and it wasn't too far from home, about two and a half hours, and so I always had my eyes on Clemson."

Hunter first met Head Coach Brad Brownell when he was 15 and playing in an AAU tournament in Atlanta. From Monroe to Atlanta on I-85, Clemson sits at nearly the halfway point. Coach invited Hunter and his family to campus, and they spent time talking about basketball.

"From the first time I met him, I just remember thinking he was so knowledgeable about the game of basketball. Some of the things he was saying. As a 15-year-old kid I just want to go out and shoot and dunk, and he really brought out the mental aspect of the game."

After seeing the campus and meeting Coach and the staff, there wasn't much more for Hunter to deliberate. Later, following his official visit, Hunter was reassured that Clemson was for him.

"I called Coach Brownell and told him I wanted to come and thanked him for the opportunity. I was thrilled because recruiting can be a little stressful. You're deciding for the rest of your life. Coach always told me that this isn't a four-year decision, it's a 40-year decision. This is where you'll bring your kids one day, back to where you played."

"Once I knew Clemson is where I wanted to be, I was thrilled. It was a dream come true."

This dream wasn't something that Hunter knew would automatically happen or be given to him. He understood there is a process.



“It’s not an overnight thing. It takes years and years of hard work, sacrifice, and really blood, sweat and tears to get to that point. When you take it one day at a time, it becomes much more realistic.”

The adjustment period for a college freshman stepping foot on an ACC campus can be daunting for anyone, including someone of Hunter’s caliber. But even with all the changes and outside variables that can affect students during their college years, Hunter never wavered.

“It’s completely different [from freshman year to now]. Obviously at my core I’m still who I am. I still have the same values as I had when I walked in, but you change a lot and grow up a lot.”

When Hunter first arrived on campus, he had just broken the Union County scoring record in high school.

“Basketball had come easy to me, but when I came here I was playing against some of the best players in the country. It gets hard quick,” Tyson said laughing. “It wasn’t easy, and I had a growth period. A lot of hard days and a lot of hard practices that make you question if you are sure this is what you want to do. Deep down I always knew that basketball is something that God had planned for me, and I just stuck with it, kept working hard at it every day and then five years later, had a little bit of success.”

Like any young player the adjustment to the college game can be large, but Hunter worked on his craft and improved year over year, expanding his role on the team. However, in back-to-back years as a junior and senior, his seasons would take big hits due to injuries. Hunter suffered a facial injury and surgery early in the 2020-21 season and then broke his clavicle and had shoulder surgery in the middle of the 2021-22 campaign and missed 13 total games.

“I definitely knew I had a lot left and I think that’s [injuries] one thing that limited my production a little bit. You lose your rhythm in a season. Thank God I was able to stay healthy my final year. God blessed me with this opportunity to have a fifth year.”

With that fifth year came even more leadership responsibility, and it’s a responsibility he took seriously.

“I definitely had to work at it. Last year [2021-22] was my first year being a leader at this level which is a lot different. I learned so much last year that I took all those things and tried to put them into effect this year.”

“There are times to lead by example and times to be vocal. Obviously, all these guys are my best friends and sometimes it’s

hard. That can take a lot of courage.”

Hunter led by example in his approach to get better. He doesn’t see just games as opportunities for that, but every single day.

“There’s 365 days in a year and there’s guaranteed 31 games every season. What do you do the rest of the days? You need to treat those days you aren’t playing games like game days. They are more important. You’ll have game days to perform and shine, but those other 330 days are just as important or more. You can’t have success if you don’t take those days seriously. Every day is an opportunity to get better.”

As much as basketball has been a part of Hunter’s life, that’s not where he finds his identity.

“I find my identity in my Lord and Savior Jesus Christ. At the end of the day I know no matter how many points I score, how many wins, it’s not what’s most important. With that being said, I’m extremely competitive. Anybody who knows me knows that, probably to a fault honestly [laughs]. Everything I do, I’m trying to win.”

That competitive drive and work ethic led Hunter to becoming a First Team All-ACC player this past season, the first of his career and just the eighth time at Clemson since well before he was born.

“It might be an individual award, but when I take a step back and look at it, I don’t see it as an individual accomplishment. I look at it like a group of people that helped me get to this point.”

The coaching staff and strength staff invest so much time into the players, and Hunter recognizes that and shows appreciation for their role in his success.

“Without them I wouldn’t be where I am today, and I am very thankful.”

Hunter nearly averaged a double-double last season, leading the Tigers to a third-place regular season finish in the ACC standings. He finished with 16 double-doubles – the most by a Tiger since Sharone Wright (18) in 1993-94.

The Clemson community, fans, students and staff have all enjoyed watching Hunter develop as a player and a human, while being recognized as one of the best in the process.

When tasked with turning his Clemson experience into one sentence, Hunter was quick to answer.

“Best time of my life.” 🍀

THIS IS CLEMSON BASKETBALL



GRADUATION SUCCESS

CLEMSON HAS HAD AN OUTSTANDING TRACK RECORD OF GRADUATING ITS PLAYERS UNDER BRAD BROWNELL. IN MAY 2018, THE TIGERS HONORED THE LATE DEMONTEZ STITT WITH HIS POSTHUMOUS DEGREE. IT WAS PRESENTED WITH HIS MOTHER AND DAUGHTER THERE TO RECEIVE IT.

NIERI FAMILY STUDENT-ATHLETE ENRICHMENT CENTER



ACADEMIC ADVISING



LESLIE MORELAND-BISHOP

Leslie Moreland-Bishop is in her 16th season as the academic coordinator for the men's basketball program. She is in her 20th year as a member of the staff, moving into an assistant athletic director position for athletic academic services in the fall of 2015.

Moreland-Bishop came to Clemson in 2001 as the director of career services for student-athletes. She also worked as the academic advisor for the athletic department managers and athletic trainers from 2001-04. In 2004, Moreland-Bishop began working with the women's basketball program. She joined the men's basketball support staff in 2007. In the fall of 2011, the men's team set a semester record with a 3.13 GPA. In addition, 18 men's players have graduated since 2006.

Moreland-Bishop is a former student-athlete at the Division III level. She was a second-team all-conference performer in field hockey for Wittenberg University in Ohio. She helped the Tigers to three conference championships and three NCAA Tournament appearances during her time with the program. She also played softball and was a team captain for two seasons.

She worked as an assistant coach with the field hockey team at University of the Pacific in Stockton, Calif., in 1999-00 and also spent time as an experiential learning advisor at the institution in 2001.

Moreland-Bishop earned her undergraduate degree in psychology from Wittenberg University in 1999. She earned a master's degree in educational counseling and psychology from Pacific in 2000.

In 2009, she earned a Ph.D. from Clemson in parks, recreation, & tourism management. Her dissertation was titled "The Impact of Transition out of Intercollegiate Athletics."

Moreland-Bishop, a native of Darnestown, Md., is married to David Bishop of Florence, S.C. The couple has two children, Drake and Evie.



Matt Lombardi
Senior Associate AD, for Academics

Clemson's award-winning department of athletic academic services moved from Vickery Hall, its home since 1991, to the West-Zone of Memorial Stadium in August 2017. The facility, originally constructed in 2009 as the center of Clemson football, came open when the football program built the Allen N. Reeves Football Complex.

The new home of Clemson academic advising for all sports is one of the most spacious and efficient facilities of its kind in the nation. Clemson has a long-standing vision and commitment to the personal and academic growth and development of its student-athletes, and this new facility at Memorial Stadium continues

that commitment in grand fashion. It will also continue to keep Clemson among the nation's best in APR scores and other academic metrics.

The program is dedicated to providing a holistic, educational experience by inspiring an environment of respect, integrity, and excellence. Under the direction of Steve Duzan, senior associate athletic director for academic development, the staff guides and encourages each individual to reach his or her full potential as a student, athlete and citizen.

An original member of the NCAA Champs/Life Skills Program, the staff works in conjunction with the department of student-athlete development and provides opportunities and services to address the changing needs and skills of student-athletes during college as well as after graduation.

The program has a strong tradition of success and was selected for the FBS Athletic Director's Association Program of Excellence Award, recognizing Champs/Life Skills excellence.



HEAD COACH BRAD BROWNELL WITH ACADEMIC COORDINATOR LESLIE MORELAND-BISHOP AND MAY 2019 GRADUATE LYLES DAVIS.



NIERI FAMILY STUDENT-ATHLETE ENRICHMENT CENTER



DONTE GRANTHAM EARNED HIS UNDERGRADUATE DEGREE IN MAY 2018.

APR DATA & GRADUATION RATES

Clemson head coach Brad Brownell has a great reputation when it comes to stressing the importance of academics to his players, a statement best illustrated by his APR scores and graduation rates.

In 21 years as a head coach, Brownell has only had one multi-year APR figure lower than 936 and has had nine cohorts with perfect scores. He has been above the national average all but one cohort.

Under Brownell, all seniors he has coached at Clemson have left with a degree. In the 2022-23 season, Hunter Tyson, Jack Nauseef, Devin Foster and Brevin Galloway earned degrees.

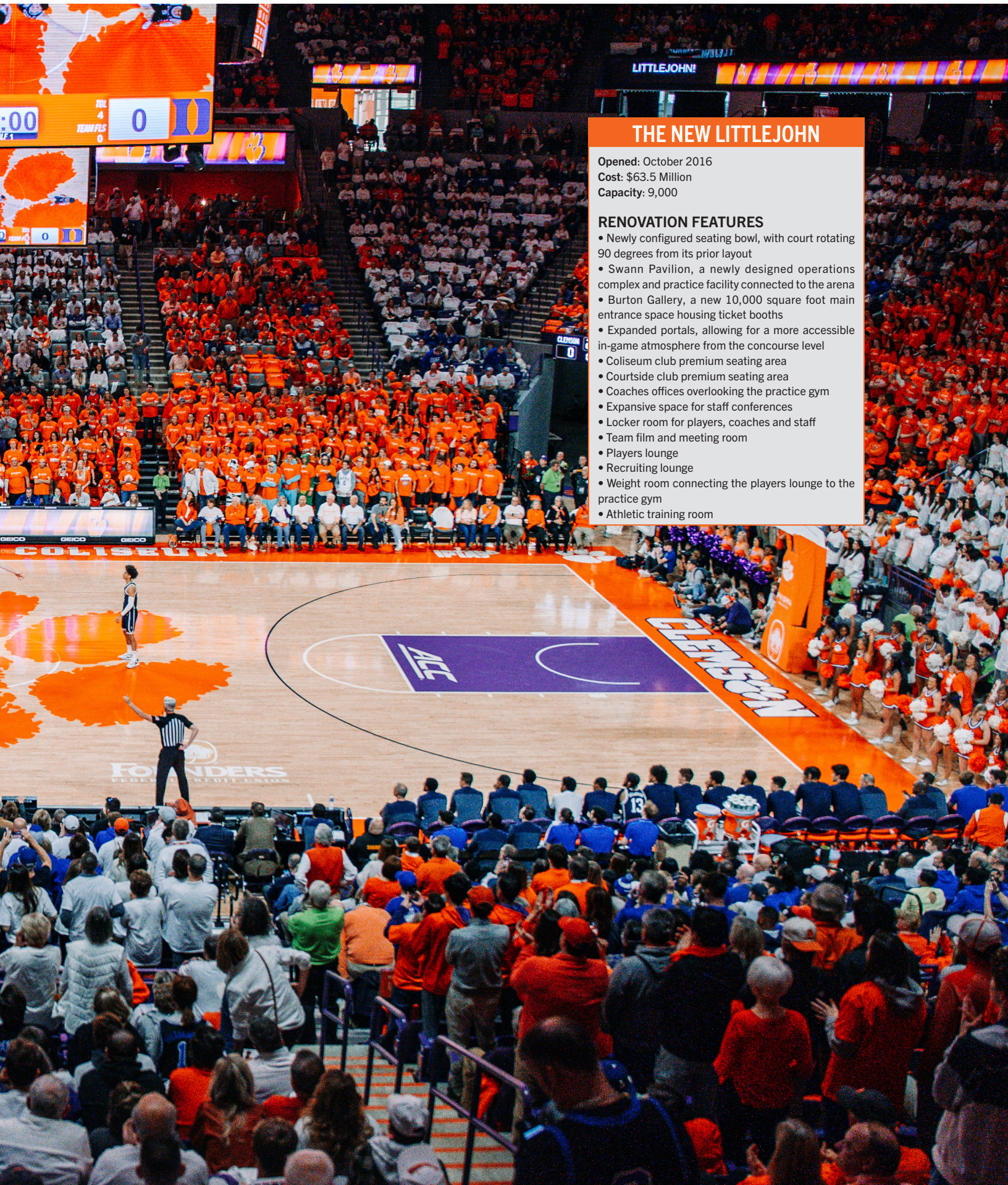
Brownell's Multi-Year APR

Year	School	APR
2003-04	UNC Wilmington	981
2004-05	UNC Wilmington	1000
2005-06	UNC Wilmington	1000
	Wright State	854
2006-07	Wright State	952
2007-08	Wright State	1000
2008-09	Wright State	1000
2009-10	Wright State	936
	Clemson	1000
2010-11	Clemson	952
2011-12	Clemson	1000
2012-13	Clemson	980
2013-14	Clemson	1000
2014-15	Clemson	1000
2015-16	Clemson	1000
2016-17	Clemson	995
2017-18	Clemson	990
2018-19	Clemson	975
2020-21	Clemson	980



FORMER TIGER GUARD GABE DeVOE EARNED HIS UNDERGRADUATE CLEMSON DEGREE IN MAY 2018.

LITTLEJOHN COLISEUM



THE NEW LITTLEJOHN

Opened: October 2016
 Cost: \$63.5 Million
 Capacity: 9,000

RENOVATION FEATURES

- Newly configured seating bowl, with court rotating 90 degrees from its prior layout
- Swann Pavilion, a newly designed operations complex and practice facility connected to the arena
- Burton Gallery, a new 10,000 square foot main entrance space housing ticket booths
- Expanded portals, allowing for a more accessible in-game atmosphere from the concourse level
- Coliseum club premium seating area
- Courtside club premium seating area
- Coaches offices overlooking the practice gym
- Expansive space for staff conferences
- Locker room for players, coaches and staff
- Team film and meeting room
- Players lounge
- Recruiting lounge
- Weight room connecting the players lounge to the practice gym
- Athletic training room

NBA INFLUENCE

CLEMSON'S NBA HONORS

NBA World Champions

1991	Horace Grant, Chicago Bulls
1992	Horace Grant, Chicago Bulls
1993	Horace Grant, Chicago Bulls
2001	Horace Grant, Los Angeles Lakers
2004	Elden Campbell, Detroit Pistons

NBA All-Stars

1968	Randy Mahaffey, Kentucky Colonels
1985	Larry Nance, Phoenix Suns
1989	Larry Nance, Cleveland Cavaliers
1993	Larry Nance, Cleveland Cavaliers
1994	Horace Grant, Chicago Bulls
2000	Dale Davis, Indiana Pacers

Retired Number

Larry Nance	Cleveland Cavaliers, #22
-------------	--------------------------

All-Time Team

Larry Nance	Cleveland Cavaliers (voted 1999)
-------------	----------------------------------

NBA Slam Dunk Champion

1984	Larry Nance, Phoenix Suns
------	---------------------------

Led NBA in Statistical Category

1983	Tree Rollins, Atlanta Hawks (Blocked Shots)
------	---

NBA All Rookie Team, Second Team

1995	Sharone Wright, Philadelphia 76ers
------	------------------------------------

NBA All Defense, First Team

1984	Tree Rollins, Atlanta Hawks
1989	Larry Nance, Cleveland Cavaliers

NBA All Defense, Second Team

1992	Larry Nance, Cleveland Cavaliers
1993	Larry Nance, Cleveland Cavaliers
	Horace Grant, Chicago Bulls
1994	Horace Grant, Chicago Bulls
1995	Horace Grant, Orlando Magic
1996	Horace Grant, Orlando Magic

HUNTER TYSON
Clemson (2018-23)

TIGERS IN THE NBA

Randy Mahaffey, F	
Kentucky Colonels	1968-69
New York Nets	1969-70
Carolina Cougars	1970-71

Skip Wise, G	
San Antonio Spurs	1975-76

Tree Rollins, C	
Atlanta Hawks	1978-88
Cleveland Cavaliers	1989-90
Detroit Pistons	1990-91
Houston Rockets	1991-93
Orlando Magic	1993-95

Larry Nance, F	
Phoenix Suns	1982-88
Cleveland Cavaliers	1988-94

Horace Grant, F	
Chicago Bulls	1988-94
Orlando Magic	1994-99, 2001-03
Seattle Superonics	1999-2000
Los Angeles Lakers	2000-01, 2003-04

Devin Gray, F	
San Antonio Spurs, Sacramento Kings	1996-97
Houston Rockets	1999-2000

Elden Campbell, C	
Los Angeles Lakers	1990-99
Charlotte/New Orleans Hornets	1999-2002
Seattle Superonics	2002-03
Detroit Pistons	2003-05

Dale Davis, F	
Indiana Pacers	1991-2000, 2004-05
Portland Trailblazers	2000-04
Golden State Warriors	2004-05
Detroit Pistons	2005-07

Chris Whitney, G	
San Antonio Spurs	1993-95
Washington Wizards	1995-2002, 2003-04
Denver Nuggets	2002-03
Orlando Magic	2002-03

Sharone Wright, C	
Philadelphia 76ers	1994-95
Toronto Raptors	1995-98

Greg Buckner, G	
Dallas Mavericks	1999-2002, 2006-07
Philadelphia 76ers	2002-04
Denver Nuggets	2004-06
Minnesota Timberwolves	2007-08
Memphis Grizzlies	2008-09

Harold Jamison, F	
Miami Heat	1999-2000
Los Angeles Clippers	2001-02

Will Solomon, G	
Memphis Grizzlies	2001-02
Toronto Raptors, Sacramento Kings	2008-09

Trevor Booker, F	
Washington Wizards	2010-14
Utah Jazz	2014-16
Brooklyn Nets	2016-18
Indiana Pacers	2018

K.J. McDaniels, G	
Philadelphia 76ers	2014-15
Houston Rockets	2015-17
Brooklyn Nets	2017
Toronto Raptors	2017

Jaron Blossomgame, F	
Cleveland Cavaliers	2018-19

Donte Grantham, F	
Oklahoma City Thunder	2018-19

Hunter Tyson, F	
Denver Nuggets	2023-24



NBA DRAFT HISTORY



SHARONE WRIGHT
Clemson (1991-94)

CLEMSON'S NBA DRAFT HISTORY

Year	Player	Rd	Pick	Franchise
1952	John Snee, C	NA	NA	Milwaukee
1958	Ed Brinkley, C	8	57	Minneapolis Lakers
1960	George Krajack, G	18	101	New York Knicks
1964	Jim Brennan, G	9	75	Philadelphia Warriors
1967	Randy Mahaffey, F	2	16	Los Angeles Lakers
	Jim Sutherland, G	14	147	Seattle Superonics
1975	Wayne Croft, C	7	113	Kansas City Kings
1977	Tree Rollins, C	1	14	Atlanta Hawks
1978	Stan Rome, F	4	78	Cleveland Cavaliers
1980	Billy Williams, G	2	43	Houston Rockets
	John Campbell, C	3	58	Phoenix Suns
1981	Larry Nance, C	1	20	Phoenix Suns
1982	Horace Wyatt, C	7	138	Atlanta Hawks
1983	Fred Gilliam, F	6	123	Utah Jazz
1984	Murray Jarman, C	3	58	Phoenix Suns
1985	Vincent Hamilton, G	4	74	Indiana Pacers
1986	Glen McCants, C	7	144	Seattle Superonics
1987	Horace Grant, C	1	10	Chicago Bulls
	Michael Tait, G	5	101	Seattle Superonics
1990	Elden Campbell, C	1	27	Los Angeles Lakers
1991	Dale Davis, F	1	13	Indiana Pacers
1993	Chris Whitney, G	2	47	San Antonio Spurs
1994	Sharone Wright, C	1	6	Philadelphia 76ers
1998	Greg Buckner, G	2	53	Dallas Mavericks
2001	Will Solomon, G	2	33	Vancouver Grizzlies
2010	Trevor Booker, F	1	23	Washington Wizards
2014	K.J. McDaniel, F	2	32	Philadelphia 76ers
2017	Jaron Blossomgame, F	2	59	San Antonio Spurs
2023	Hunter Tyson, F	2	37	Denver Nuggets



TRADITION BY POSITION - GUARD

HONOR ROLL • TIGER GUARDS

All-American		
Billy Williams		1980
All-Conference		
Bill Yarborough		1955-56
Vince Yockel		1956, 58
Choppy Patterson		1960-61
Jim Brennan		1963-64
Jim Sutherland		1965, 67
Butch Zatezalo		1968-70
Skip Wise		1975
Billy Williams		1980
Vincent Hamilton		1982
Chris Whitney		1993
Terrell McIntyre		1997-99
Will Solomon		2000-01
Edward Scott		2002-03
Cliff Hammonds		2008
K.C. Rivers		2008
Demontez Stitt		2011
Marcquise Reed		2018, 2019
All-ACC Tournament		
Bill Yarborough		1955
Choppy Patterson		1961
Jim Brennan		1962
Nick Milasnovich		1964
Skip Wise		1975
Billy Williams		1980
Chris Whitney		1993
Terrell McIntyre		1998
Shawan Robinson		2005
Cliff Hammonds		2008
K.C. Rivers		2008
Demontez Stitt		2011
Shelton Mitchell		2018
All-ACC Defensive Team		
Vernon Hamilton		2006
Andre Young		2012
All-NCAA Midwest Region		
Gabe DeVoe		2018
ACC Points Per Game Leaders		
Butch Zatezalo	23.0	1967-68
Butch Zatezalo	25.8	1968-69
Terrell McIntyre	17.9	1998-99
Will Solomon	20.9	1999-2000
ACC Field Goal Percentage Leader		
Vincent Hamilton	58.6	1981-82
ACC Free Throw Percentage Leaders		
Gary Burnisky	89.8	1963-64
Jim Sutherland	89.7	1966-67
Shawan Robinson	91.3	2005-06
ACC Steals Per Game Leader		
Vernon Hamilton	2.68	2005-06
ACC Assist-to-Turnover Ratio Leader		
Andre Young	2.55	2010-11
NBA Players		
Will Solomon		2001-02, 2008-09
Chris Whitney		1993-2004
Skip Wise		1975-76



TERRELL McINTYRE



TRADITION BY POSITION - FORWARD



DALE DAVIS

HONOR ROLL • TIGER FORWARDS

All-American		
Dale Davis		1990
All-Conference		
Randy Mahaffey		1965, 67
Stan Rome		1977
Larry Nance		1981
Dale Davis		1989-91
Devin Gray		1994
Greg Buckner		1997-98
Sharrod Ford		2005
Trevor Booker		2009-10
Devin Booker		2013
K.J. McDaniel		2014
Jaron Blossomgame		2016-17
Aamir Simms		2020, 2021
Hunter Tyson		2023
All-ACC Tournament		
Randy Mahaffey		1967
Stan Rome		1976
Larry Nance		1981
Dale Davis		1990
Greg Buckner		1996
Trevor Booker		2008
James Mays		2008
ACC Defensive Player of the Year		
K.J. McDaniel		2014
ACC Most Improved		
Jaron Blossomgame		2016
All-ACC Defensive Team		
Trevor Booker		2009, 2010
K.J. McDaniel		2014
ACC Rebounds Per Game Leaders		
Dale Davis	8.9	1988-89
Dale Davis	11.3	1989-90
Dale Davis	12.1	1990-91
Harold Jamison	9.9	1998-99
Trevor Booker	9.7	2008-09
ACC Blocks Per Game Leaders		
K.J. McDaniel	2.0	2012-13
K.J. McDaniel	2.8	2013-14
ACC Field Goal Percentage Leaders		
Dale Davis	67.0	1988-89
Dale Davis	52.5	1989-90
Devin Gray	57.2	1993-94
Trevor Booker	57.1	2008-09
NBA Players		
Jaron Blossomgame		2018-19
Trevor Booker		2010-18
Greg Buckner		1999-2009
Dale Davis		1991-2007
Sharrod Ford		2005-06
Donte Grantham		2018-19
Devin Gray		1996-97, 1999-00
Harold Jamison		1999-2000, 2001-02
Randy Mahaffey		1968-71
K.J. McDaniel		2014-17
Larry Nance		1982-94
Hunter Tyson		2023-Present
First-Round NBA Draft Picks		
Larry Nance (20)		1981
Dale Davis (13)		1991
Trevor Booker (23)		2010
NBA All-Stars		
Randy Mahaffey		1969
Larry Nance		1985, 89, 93
Dale Davis		2000
NBA Slam Dunk Champion		
Larry Nance		1984
NBA All-Defensive Team		
Larry Nance		1989

TRADITION BY POSITION - CENTER



ELDEN CAMPBELL

HONOR ROLL • TIGER CENTERS

All-Americans		
Banks McFadden		1939
Tree Rollins		1977
Horace Grant		1987
Elden Campbell		1990
All-Conference		
Banks McFadden		1938-40
Tree Rollins		1975-77
Horace Grant		1986-87
Elden Campbell		1988-90
Sharone Wright		1993-94
PJ Hall		2023
All-ACC Tournament		
Murray Jarman		1984
Sharone Wright		1994
All-ACC Defensive Team		
Jerai Grant		2011
Landry Nnoko		2016
Elijah Thomas		2018, 2019
ACC 50-Year Anniversary Team		
Horace Grant		1983-87
Tree Rollins		1973-77
ACC Player of the Year		
Horace Grant		1986-87
ACC Rebounds Per Game Leaders		
Tree Rollins	11.7	1974-75
Tree Rollins	11.7	1976-77
Horace Grant	10.5	1985-86
Horace Grant	9.6	1986-87
Sharone Wright	10.5	1992-93
ACC Field Goal Percentage Leaders		
Horace Grant	65.6	1986-87
Elden Campbell	62.9	1987-88
ACC Blocked Shots Per Game Leaders		
Tree Rollins	3.9	1976-77
Elden Campbell	3.1	1987-88
Elden Campbell	3.0	1988-89
Elden Campbell	2.8	1989-90
Sharone Wright	2.3	1991-92
Sharone Wright	4.1	1992-93
Landry Nnoko	2.3	2015-16
NBA Players		
Elden Campbell		1990-2005
Horace Grant		1988-2004
Tree Rollins		1978-95
Sharone Wright		1994-98
First-Round NBA Draft Picks		
Tree Rollins (14)		1977
Horace Grant (10)		1987
Elden Campbell (27)		1990
Sharone Wright (6)		1994
NBA All-Star		
Horace Grant		1994
NBA World Champions		
Horace Grant		1991-93, 2001
Elden Campbell		2004
NBA All-Defensive Team		
Tree Rollins (1 st)		1984
Horace Grant (2 nd)		1993, 1994, 1995, 1996

2022-23 REVIEW



CLEMSON SETS PROGRAM MARK FOR ACC WINS

THE 2022-23 CLEMSON TIGERS WERE LED BY HUNTER TYSON, PJ HALL AND CHASE HUNTER TO A 23-WIN CAMPAIGN THAT ENDED WITH THE PROGRAM'S 30TH POSTSEASON APPEARANCE. CLEMSON WON A PROGRAM-BEST 14 ACC GAMES.

2022-23 STATISTICS

INDIVIDUAL OVERALL STATISTICS

Record:	Overall	Home	Away	Neutral
All Games	23-11	15-2	5-6	3-3
Conference	14-6	9-1	5-5	0-0
Non-Conference	9-5	6-1	0-1	3-3

No.	Player	Total			3-Point			F-Throw		Rebounds				Other Stats								
		GP-GS	MIN	AVG	FG-FGA	FG%	3FG-3FGA	3FG%	FT-FTA	FT%	OFF	DEF	TOT	AVG	PF	DQ	A	TO	BLK	STL	PTS	AVG
24	HALL, PJ	33-27	811:21	24.6	192-359	.535	33-83	.398	88-112	.786	52	135	187	5.7	75	0	33	57	37	22	505	15.3
5	TYSON, Hunter	34-34	1179:54	34.7	172-359	.479	83-205	.405	93-111	.838	44	281	325	9.6	60	0	50	35	4	32	520	15.3
1	HUNTER, Chase	31-31	994:14	32.1	144-351	.410	48-135	.356	91-112	.813	7	86	93	3.0	69	1	138	70	8	17	427	13.8
11	GALLOWAY, Brevin	32-31	933:02	29.2	117-268	.437	50-153	.327	73-84	.869	8	68	76	2.4	70	0	73	51	6	28	357	11.2
12	HEMENWAY, Alex	20-12	479:34	24.0	46-92	.500	33-70	.471	12-16	.750	3	32	35	1.8	32	0	21	13	2	9	137	6.9
4	SCHIEFFELIN, Ian	34-22	672:14	19.8	72-141	.511	9-27	.333	33-48	.688	41	100	141	4.1	62	1	64	37	9	11	186	5.5
22	GODFREY, RJ	33-1	310:01	9.4	43-72	.597	3-9	.333	17-26	.654	22	47	69	2.1	50	1	11	25	17	8	106	3.2
10	MIDDLEBROOKS, Ben	34-7	382:58	11.3	36-75	.480	0-6	.000	34-44	.773	36	57	93	2.7	71	2	13	18	13	18	106	3.1
21	WIGGINS, Chauncey	27-0	241:11	8.9	24-54	.444	14-35	.400	2-3	.667	2	22	24	0.9	13	0	10	6	3	4	64	2.4
0	BEADLE, Josh	33-2	421:12	12.8	32-86	.372	6-28	.214	7-11	.636	2	32	34	1.0	51	1	28	31	6	10	77	2.3
2	HUNTER, Dillon	33-3	394:31	12.0	17-57	.298	3-20	.150	9-15	.600	5	35	40	1.2	34	0	40	22	1	14	46	1.4
20	KELLY, Matt	6-0	07:21	1.2	2-2	1.000	0-0	.000	0-0	.000	0	1	1	0.2	0	0	1	0	0	1	4	0.7
32	NAUSEEF, Daniel	7-0	08:02	1.1	2-3	.667	0-0	.000	0-0	.000	1	3	4	0.6	2	0	1	1	1	1	4	0.6
15	NAUSEEF, Jack	6-0	06:22	1.1	0-2	.000	0-2	.000	1-2	.500	0	1	1	0.2	0	0	2	0	0	0	1	0.2
14	FOSTER, Devin	7-0	08:02	1.1	0-2	.000	0-2	.000	0-2	.000	0	1	1	0.1	0	0	0	1	0	0	0	0.0
Team											29	43	72					9				
Total		34	6850		899-1923	.467	282-775	.364	460-586	.785	252	944	1196	35.2	589	6	485	376	107	175	2540	74.7
Opponents		34	6850		798-1970	.405	267-804	.332	445-604	.737	303	825	1128	33.2	576	7	395	383	87	191	2308	67.9

CONFERENCE-ONLY STATISTICS

Overall	Home	Away
14-6	9-1	5-5

No.	Player	Total			3-Point			F-Throw		Rebounds				Other Stats								
		GP-GS	MIN	AVG	FG-FGA	FG%	3FG-3FGA	3FG%	FT-FTA	FT%	OFF	DEF	TOT	AVG	PF	DQ	A	TO	BLK	STL	PTS	AVG
24	HALL, PJ	20-20	537:34	26.9	135-250	.540	22-57	.386	60-72	.833	33	99	132	6.6	49	0	22	35	21	10	352	17.6
5	TYSON, Hunter	20-20	707:32	35.4	107-212	.505	54-131	.412	59-70	.843	18	180	198	9.9	36	0	24	21	1	15	327	16.4
1	HUNTER, Chase	17-17	547:13	32.2	73-193	.378	20-75	.267	59-68	.868	4	58	62	3.6	39	0	72	38	5	10	225	13.2
11	GALLOWAY, Brevin	18-18	543:21	30.2	73-164	.445	33-92	.359	41-44	.932	2	35	37	2.1	40	0	43	33	3	14	220	12.2
4	SCHIEFFELIN, Ian	20-18	404:49	20.2	37-75	.493	3-14	.214	16-23	.696	23	57	80	4.0	42	1	41	26	6	7	93	4.7
12	HEMENWAY, Alex	9-1	123:43	13.7	11-26	.423	10-22	.455	0-0	.000	0	6	6	0.7	6	0	5	5	1	4	32	3.6
10	MIDDLEBROOKS, Ben	20-0	219:37	11.0	21-43	.488	0-3	.000	25-29	.862	25	30	55	2.8	43	1	8	9	7	11	67	3.4
22	GODFREY, RJ	20-1	210:15	10.5	25-43	.581	3-7	.429	11-16	.688	15	34	49	2.5	36	1	6	17	14	5	64	3.2
21	WIGGINS, Chauncey	18-0	174:52	9.7	18-38	.474	11-23	.478	2-3	.667	2	16	18	1.0	10	0	8	2	2	3	49	2.7
0	BEADLE, Josh	20-2	264:53	13.2	19-44	.432	3-15	.200	5-7	.714	1	18	19	1.0	36	1	17	18	4	5	46	2.3
2	HUNTER, Dillon	20-3	249:20	12.5	10-34	.294	1-15	.067	8-12	.667	1	21	22	1.1	24	0	24	16	0	9	29	1.5
20	KELLY, Matt	3-0	04:06	1.4	2-2	1.000	0-0	.000	0-0	.000	0	0	0	0.0	0	0	0	0	0	1	4	1.3
32	NAUSEEF, Daniel	4-0	04:48	1.2	1-1	1.000	0-0	.000	0-0	.000	0	3	3	0.8	1	0	1	1	0	1	2	0.5
15	NAUSEEF, Jack	3-0	03:08	1.0	0-1	.000	0-1	.000	1-2	.500	0	0	0	0.0	0	0	1	0	0	0	1	0.3
14	FOSTER, Devin	4-0	04:48	1.2	0-1	.000	0-1	.000	0-2	.000	0	0	0	0.0	0	0	0	1	0	0	0	0.0
Team											13	21	34					5				
Total		20	4000		532-1127	.472	160-456	.351	287-348	.825	137	578	715	35.8	362	4	272	227	64	95	1511	75.6
Opponents		20	4000		473-1178	.402	157-475	.331	266-367	.725	181	480	661	33.1	332	5	233	213	53	117	1369	68.5

MISCELLANEOUS STATISTICS

Dunks (66): Brevin Galloway (1), RJ Godfrey (2), PJ Hall (24), Alex Hemenway (1), Chase Hunter (3), Dillon Hunter (1), Ben Middlebrooks (3), Ian Schieffelin (11), Hunter Tyson (17), Chauncey Wiggins (3)

Charges Taken (46): Josh Beadle (1), Brevin Galloway (1), PJ Hall (11), Alex Hemenway (4), Chase Hunter (6), Ben Middlebrooks (3), Ian Schieffelin (9), Hunter Tyson (10)

20-Point Games (23): Brevin Galloway (1), PJ Hall (10), Chase Hunter (4), Ian Schieffelin (1), Hunter Tyson (7)

30-Point Games (1): Hunter Tyson (1)

Double-Doubles (22): PJ Hall (4), Chase Hunter (1), Ian Schieffelin (1), Hunter Tyson (16)

Double Figure Scoring (114): Josh Beadle (1), Brevin Galloway (22), RJ Godfrey (1), PJ Hall (26), Alex Hemenway (5), Chase Hunter (26), Ben Middlebrooks (10), Ian Schieffelin (5), Hunter Tyson (30), Chauncey Wiggins (2)

Double Figure Rebounding (23): PJ Hall (4), Ian Schieffelin (1), Hunter Tyson (18)

Led Clemson in Assists: Brevin Galloway (3), PJ Hall (1), Chase Hunter (18), Dillon Hunter (1), Ian Schieffelin (3)

Consecutive Field Goals Made: 10 by Ian Schieffelin (2/28/23-3/15/23)

Consecutive Points Scored: 17 by Hunter Tyson vs. NC State (12/30/22)

Consecutive Free Throws Made: 31 by Brevin Galloway (2/4/23 to 3/10/23)

Consecutive Three-Pointers Made: 4 by Hunter Tyson vs. NC State (12/30/22); PJ Hall vs. Florida State (2/15/23), Ian Schieffelin (active)

Largest Lead: 41 vs. Florida State (2/15/23)

Largest Deficit: 20 vs. Loyola Chicago (12/10/22); Virginia (3/10/23)

Largest Halftime Deficit: 12 vs. Loyola Chicago (3/10/23)

Largest Deficit Overcome for Victory: 10 vs. Penn State (11/29/22)

Most Consecutive Clemson Points: 20 vs. Loyola Maryland (11/21/22)

Most Consecutive Opponent Points: 14 vs. Virginia (3/10/23)



2022-23 SUPERLATIVES

CATEGORY

CLEMSON TEAM HIGH

CLEMSON TEAM LOW

Total Points	101 vs. Penn State, 11/29/22	51 vs. Virginia Tech, 1/21/23
1st Half Points	54 vs. NC State, 2/25/23	23 vs. Boston College, 1/31/23; Virginia, 2/28/23
2nd Half Points	51 vs. Wake Forest, 12/2/22	25 vs. Virginia Tech, 1/21/23
1st Half Field Goal %	62.1 vs. NC State, 2/25/23	32.1 vs. Virginia, 2/28/23
2nd Half Field Goal %	70.0 vs. Wake Forest, 12/2/22	25.0 vs. Boston College, 1/31/23
Scoring Margin	+40 vs. Florida State, 2/15/23	-20 vs. North Carolina, 2/11/23; Virginia, 3/10/23
Field Goals Made	35 vs. Florida State, 2/15/23	16 vs. Boston College, 1/31/23
Field Goal Attempts	67 vs. Louisville, 2/18/23	43 vs. California, 11/26/22; Wake Forest, 12/2/22
Field Goal %	60.3 vs. Florida State, 2/15/23	30.8 vs. Boston College, 1/31/23
3-Pointers Made	14 vs. Towson, 12/7/22; Syracuse, 2/22/23	3 vs. many (3), last vs. Virginia Tech, 1/21/23
3-Point Attempts	36 vs. Syracuse, 2/22/23	17 vs. Pittsburgh, 1/7/23; Duke, 1/14/23
3-Point % (min. 10 att.)	60.9 vs. Towson, 12/7/22	14.3 vs. Loyola Chicago, 12/10/22
Free Throws Made	26 vs. Penn State, 11/29/22	4 vs. Virginia, 2/28/23
Free Throw Attempts	37 vs. Penn State, 11/29/22	9 vs. South Carolina, 11/11/22; Miami (Fla.), 2/4/23
Free Throw % (min. 10 att.)	1.000 vs. Boston College, 1/31/23	55.6 vs. South Carolina, 11/11/22
Rebounds	45 vs. Notre Dame, 3/4/23	24 vs. California, 11/26/22
Offensive Rebounds	13 vs. The Citadel, 11/7/22	2 vs. many (3), last vs. Miami (Fla.), 2/4/23
Rebound Margin	+14 vs. vs. many (4), last vs. Notre Dame, 3/4/23	-18 vs. South Carolina, 11/11/22
Assists	28 vs. Syracuse, 2/22/23	4 vs. Boston College, 1/31/23
Turnovers	19 vs. Wake Forest, 12/2/22	5 vs. Louisville, 2/18/23
Blocked Shots	7 vs. Notre Dame, 3/4/23	0 vs. Iowa, 11/25/22
Steals	10 vs. Virginia Tech, 1/21/23	1 vs. Towson, 12/7/22
Fouls	26 vs. Wake Forest, 1/17/23	9 vs. Loyola Maryland, 11/21/22; Georgia Tech, 1/24/23

CATEGORY

OPPONENT TEAM HIGH

OPPONENT TEAM LOW

Total Points	94 by Penn State, 11/29/22	41 by Loyola Maryland, 11/21/22
1st Half Points	48 by Wake Forest, 1/17/23	14 by Loyola Maryland, 11/21/22
2nd Half Points	49 by North Carolina, 2/11/23	18 by NC State, 3/9/23
1st Half Field Goal %	58.3 by Loyola Chicago, 12/10/22	25.0 by Loyola Maryland, 11/21/22
2nd Half Field Goal %	63.6 by USC Upstate, 11/15/22	24.0 by Virginia Tech, 1/21/23
Field Goals Made	30 by Virginia, 3/10/23	15 by Loyola Maryland, 11/21/22
Field Goal Attempts	71 by Penn State, 11/29/22	46 by USC Upstate, 11/15/22
Field Goal %	56.3 by Loyola Chicago, 12/10/22	28.8 by Loyola Maryland, 11/21/22
3-Pointers Made	15 by North Carolina, 2/11/23	3 by California, 11/26/22; Duke, 1/14/23
3-Point Attempts	36 by Penn State, 11/29/22	15 by USC Upstate, 11/15/22
3-Point % (min. 10 att.)	50.0 by Loyola Chicago, 12/10/22	15.0 by California, 11/26/22; Duke, 1/14/23
Free Throws Made	26 by Louisville, 2/18/23	3 by Georgia Tech, 1/24/23; Florida State, 2/15/23
Free Throw Attempts	33 by Wake Forest, 1/17/23	4 by Georgia Tech, 1/24/23
Free Throw % (min. 10 att.)	93.8 by Morehead State, 3/15/23	46.2 by South Carolina, 11/11/22
Rebounds	50 by South Carolina, 11/11/22	20 by Florida State, 2/15/23
Offensive Rebounds	19 by South Carolina, 11/11/22	1 by Loyola Chicago, 12/10/22
Assists	18 by Loyola Chicago, 12/10/22; Virginia, 3/10/23	8 by many (3), last vs. NC State, 3/9/23
Turnovers	19 by South Carolina, 11/11/22	6 by Wake Forest, 1/17/23; Virginia, 3/10/23
Blocked Shots	5 by Georgia Tech, 12/21/22	0 by Bellarmine, 11/18/22; Notre Dame, 3/4/23
Steals	11 by Boston College, 1/31/23	1 by The Citadel, 11/7/22
Fouls	28 by Penn State, 11/29/22	10 by Virginia, 2/28/23

CATEGORY

CLEMSON INDIVIDUAL BEST

OPPONENT INDIVIDUAL BEST

Points	31 by Hunter Tyson vs. NC State, 12/30/22	28 by Jamarius Burton (Pittsburgh), 1/7/23 El Ellis (Louisville), 2/18/23
Field Goals Made	12 by PJ Hall vs. Georgia Tech, 12/21/22 PJ Hall vs. Louisville, 2/18/23	11 by D.J. Burns Jr. (NC State), 2/25/23
Field Goal Attempts	21 by PJ Hall vs. Louisville, 2/18/23	22 by Kyle Filipowski (Duke), 1/14/23
Field Goal Perfection	5 by Alex Hemenway vs. Loyola Maryland, 11/21/22	4 by Charles Thompson (Towson), 12/7/22 Tom Welch (Loyola Chicago), 12/10/22
3-Pointers Made	6 by Hunter Tyson vs. Florida State, 1/28/23; vs. Syracuse, 2/22/23	6 by Caleb Love (North Carolina), 2/11/23
3-Point Attempts	12 by Hunter Tyson vs. Florida State, 1/28/23; vs. Syracuse, 2/22/23	13 by Terquavion Smith (NC State), 12/30/22
3-Point Perfection	4 by PJ Hall vs. Florida State, 2/15/23	4 by Judah Mintz (Syracuse), 2/22/23
Free Throws Made	10 by Chase Hunter vs. Florida State, 1/28/23	11 by Camren Wynter (Penn State), 11/29/22
Free Throw Attempts	11 by PJ Hall vs. Penn State, 11/29/22 Chase Hunter vs. Florida State, 1/28/23	14 by Tyree Appleby (Wake Forest), 1/17/23
Free Throw Perfection	10 by Brevin Galloway vs. NC State, 2/25/23	7 by Mike James (Louisville), 2/18/23
Rebounds	15 by Hunter Tyson vs. NC State, 12/30/22	14 by Kyle Filipowski (Duke), 1/14/23
Offensive Rebounds	9 by Ian Schieffelin vs. The Citadel, 11/7/22	5 by Josh Gray (South Carolina), 11/11/22 Charles Thompson (Towson), 12/7/22 Jalon Moore (Georgia Tech), 12/21/22 Jack Clark (NC State), 12/30/22 Kyle Filipowski (Duke), 1/14/23 Armando Bacot (North Carolina), 2/11/23 Jayden Gardner (Virginia), 3/10/23
Assists	11 by Chase Hunter vs. Syracuse, 2/22/23	8 by Jalen Pickett (Penn State), 11/29/22 Reece Beekman (Virginia), 2/28/23
Blocked Shots	5 by PJ Hall vs. Morehead State, 3/15/23	4 by JJ Traynor (Louisville), 2/18/23
Steals	3 by Hunter Tyson vs. The Citadel, 11/7/22 PJ Hall vs. Loyola Chicago, 12/10/22; vs. Virginia Tech, 1/21/23 Brevin Galloway vs. Louisville, 1/11/23 Brevin Galloway vs. Louisville, 2/18/23	6 by Makai Ashton-Langford (Boston College), 1/31/23
Minutes	46 by Hunter Tyson vs. Penn State, 11/29/22	44 by Seth Lundy (Penn State), 11/29/22

Bold denotes a Clemson home game; ^ - denotes one overtime period.

SUPERLATIVES UNDER BROWNELL

CATEGORY	CLEMSON TEAM HIGH	CLEMSON TEAM LOW
Total Points	101 vs. Penn State, 11/29/22	36 vs. Virginia, 1/23/18
1st Half Points	54 vs. Alabama A&M, 11/21/19	10 vs. Duke, 1/8/13; Virginia, 2/7/13
2nd Half Points	56 vs. Wake Forest, 2/2/16; North Carolina, 1/16/18	13 vs. Virginia, 1/23/18
1st Half Field Goal %	69.6 vs. Boston College, 2/22/20	12.0 vs. Duke, 1/8/13
2nd Half Field Goal %	85.0 vs. Georgia Tech, 1/12/11	23.5 vs. Duke, 3/2/11
Scoring Margin	+45 vs. Florida A&M, 11/14/14	-48 vs. Florida State, 2/5/17
Field Goals Made	35 vs. The Citadel, 1/1/13; Bryant, 11/15/21	14 vs. Louisville, 1/10/16; Virginia, 1/12/19; South Carolina, 12/15/19
Field Goal Attempts	73 vs. Florida State, 3/4/12	33 vs. Virginia, 1/12/13
Field Goal %	69.2 vs. Georgia Tech, 1/12/11	25.9 vs. Virginia, 1/12/19
3-Pointers Made	15 vs. North Carolina, 1/30/18	0 vs. Virginia Tech, 3/1/12; at NC State, 1/26/19
3-Point Attempts	36 vs. Samford, 12/9/17; Virginia Tech, 2/21/18	7 vs. at NC State, 1/26/19
3-Point % (min. 10 att.)	78.6 vs. Georgia Tech, 1/12/11	0.0 vs. Virginia Tech, 3/1/12
Free Throws Made	32 vs. Louisville, 1/10/16	0 vs. Miami, 2/8/15; Duke, 1/25/22
Free Throw Attempts	46 vs. Western Carolina, 11/12/10	1 vs. Miami, 2/8/15; Duke, 1/25/22
Free Throw % (min. 10 att.)	100.0 vs. Miami (15-15), 1/16/16	38.5 vs. Wake Forest (5-13), 2/25/14
Rebounds	51 vs. Presbyterian College, 12/15/15; South Carolina, 12/18/21	19 vs. Virginia, 1/31/12
Offensive Rebounds	23 vs. Oklahoma, 11/20/16; SC State, 12/13/16	2 vs. Virginia, 1/19/16
Rebound Margin	+23 vs. North Carolina A&T, 11/12/17	-22 vs. Louisville, 1/10/16
Assists	28 vs. Syracuse, 2/22/23	3 vs. Duke, 1/8/13; Georgia Tech, 2/13/16
Turnovers	22 vs. Florida State, 2/5/17	1 vs. NC State, 2/20/16
Blocked Shots	12 vs. Arizona, 12/8/12; South Carolina, 11/17/13	0 vs. North Carolina, 2/28/13; Virginia Tech, 3/2/13
Steals	16 vs. The Citadel, 1/1/13	0 vs. Illinois, 3/23/14; NC State, 1/11/18
Fouls	25 vs. many (4), last vs. Georgia Tech, 3/9/16	5 vs. SC State, 12/13/16

CATEGORY	OPPONENT TEAM HIGH	OPPONENT TEAM LOW
Total Points	109 by Florida State, 2/5/17	35 by Furman, 12/14/13
1st Half Points	51 by Florida State, 2/5/17	14 by Louisville, 2/15/20; Loyola Maryland, 11/21/22
2nd Half Points	58 by Florida State, 2/5/17	11 by Jacksonville, 12/20/19
1st Half Field Goal %	64.0 by Florida State, 3/4/12	17.2 by Georgia Tech, 2/14/13
2nd Half Field Goal %	72.0 by Duke, 1/8/13	16.7 by Delaware State, 11/13/13
Field Goals Made	41 by Florida State, 2/5/17	11 by Savannah State, 12/17/10
Field Goal Attempts	79 by Maryland, 3/2/14	38 by Wake Forest, 2/25/14
Field Goal %	66.1 by Florida State, 2/5/17	22.9 by Savannah State, 12/17/10
3-Pointers Made	19 vs. Mississippi State, 12/8/18	1 by many (6), last by Georgia Tech, 2/13/16
3-Point Attempts	40 by Davidson, 11/17/16	9 by Furman, 11/16/12; UTEP, 11/23/12
3-Point % (min. 10 att.)	72.7 by Maryland, 2/7/12	7.7 by Delaware State, 11/13/13
Free Throws Made	25 by West Virginia, 3/17/11; Florida State, 2/15/22	1 by Virginia, 2/14/12; SC State, 12/23/12
Free Throw Attempts	35 by Maryland, 1/22/11	1 by Virginia, 2/14/12
Free Throw % (min. 10 att.)	96.0 by Colorado, 11/26/19	18.2 by Davidson, 11/22/13
Rebounds	63 by Maryland, 3/2/14	20 by Delaware State, 12/27/10
Offensive Rebounds	24 by Louisville, 1/10/16	1 by Boston College, 1/12/12
Assists	26 by Florida State, 2/5/17	2 by Charleston Southern, 12/18/18
Turnovers	25 by The Citadel, 1/1/13	4 by Temple, 11/21/13
Blocked Shots	11 by Virginia, 12/22/21	0 by many (12), last by Hofstra, 11/17/17
Steals	17 by Alabama, 12/12/20	0 by Hofstra, 11/17/17
Fouls	32 by Western Carolina, 11/12/10	7 by Notre Dame, 2/12/22

CATEGORY	CLEMSON INDIVIDUAL BEST	OPPONENT INDIVIDUAL BEST
Points	33 by Jaron Blossomgame vs. NC State, 2/20/16	40 by Harrison Barnes (North Carolina), 3/12/11
Field Goals Made	13 by many (3), last by Jaron Blossomgame vs. Notre Dame, 2/8/16	12 by many (5), last Landers Nolley II (Virginia Tech), 11/5/19
Field Goal Attempts	24 by K.J. McDaniels vs. Notre Dame, 2/11/14	23 by Landers Nolley II (Virginia Tech), 11/5/19
Field Goal Perfection	7 by Adonis Filer vs. The Citadel, 1/1/13 Nick Honor (Temple), 11/18/21	8 by Mark Williams (Duke), 2/10/22
3-Pointers Made	8 by Marcquise Reed vs. Virginia Tech, 2/21/18	8 by Lamar Peters (Mississippi State), 12/8/18
3-Point Attempts	20 by Marcquise Reed vs. Virginia Tech, 2/21/18	12 by Zane Johnson (Hawaii), 12/25/11 Andrew White III (Syracuse), 2/7/17 Gavin Block (Ohio), 11/16/17 Demontrae Jefferson (Texas Southern), 11/24/17 Ty-Shon Alexander (Creighton), 11/21/18 Antoine Davis (Detroit Mercy), 11/17/19
3-Point Perfection	5 by Gabe DeVoe vs. Texas Southern, 11/24/17	5 by Christian James (Oklahoma), 11/20/16 Chris Childs (Bryant), 11/15/21
Free Throws Made	16 by Milton Jennings vs. Virginia Tech, 1/27/13	15 by Marcus Georges-Hunt (Georgia Tech), 3/9/16
Free Throw Attempts	18 by Milton Jennings vs. Virginia Tech, 1/27/13	16 by Marcus Georges-Hunt (Georgia Tech), 3/9/16
Free Throw Perfection	9 by many (4), last by PJ Hall vs. Drake, 12/11/21	8 by Erick Green (Virginia Tech), 3/8/12 Charles Mann (Georgia), 12/22/15 Jordan Dartis (Ohio), 11/16/17 Theo Pinson (North Carolina), 1/16/18
Rebounds	16 by Elijah Thomas vs. Texas Southern, 11/24/17	20 by John Mooney (Notre Dame), 3/9/19
Offensive Rebounds	9 by Ian Schieffelin vs. The Citadel, 11/7/22	8 by Jordan Murphy (Minnesota), 11/30/15
Assists	11 by Marcquise Reed vs. Georgia Tech, 1/28/18 Clyde Trapp vs. Syracuse, 2/6/21 Chase Hunter vs. Syracuse, 2/22/23	13 by Kendall Marshall (North Carolina), 2/18/12
Blocked Shots	8 by Jerai Grant vs. East Carolina, 12/29/10 Landry Nnoko vs. Virginia Tech, 2/6/16	7 by James Banks III (Georgia Tech), 2/6/19
Steals	6 by Avry Holmes vs. Georgia Tech, 2/13/16	6 by Makai Ashton-Langford (Boston College), 1/31/23
Minutes	48 by K.J. McDaniels vs. Maryland, 3/2/14	50 by Eric Atkins (Notre Dame), 2/11/14

Bold denotes a Clemson home game; ^ - denotes one overtime period.



2022-23 GAME BY GAME

Opponent	Score	By Periods	FGM-A-Pct.	3FGM-A-Pct	FTM-A-Pct.	Reb (O-D)	PF-DQ	A	TO	BS	S	1H-FG%	2H-FG%	Bench
H-The Citadel	69	31-38	24-56-.429	11-25-.440	10-12-.833	30 (5-25)	18-0	11	13	3	1	.440	.419	5
Clemson (1-0)	80	45-35	30-65-.462	7-22-.318	13-18-.722	42 (13-29)	15-0	19	8	1	8	.548	.382	20
A-South Carolina	62	35-25	22-64-.344	10-26-.385	6-13-.462	50 (19-31)	15-0	12	19	4	6	.375	.313	18
Clemson (1-1)	60	26-32	23-61-.377	7-18-.389	5-9-.556	32 (9-23)	17-0	13	13	4	9	.357	.394	17
H-USC Upstate	70	32-38	24-46-.522	6-15-.400	16-22-.727	25 (4-21)	21-0	9	12	2	4	.417	.636	24
Clemson (2-1)	81	41-40	31-55-.564	8-21-.381	11-18-.611	29 (7-22)	18-0	17	9	1	6	.538	.586	19
H-Bellarmine	66	28-38	21-49-.429	9-22-.409	15-20-.750	24 (6-18)	20-0	12	11	0	3	.455	.407	12
Clemson (3-1)	76	33-43	22-47-.468	13-28-.464	19-22-.864	27 (5-22)	19-0	14	9	3	5	.391	.542	23
H-Loyola Maryland	41	14-27	15-52-.288	6-24-.250	5-8-.625	27 (20-7)	14-0	8	18	2	9	.250	.321	15
Clemson (4-1)	72	43-29	27-56-.482	8-21-.381	10-12-.833	41 (9-32)	9-0	16	15	4	9	.552	.407	29
N-Iowa	74	34-40	23-60-.383	4-19-.211	24-30-.800	46 (17-29)	17-0	12	9	3	6	.433	.333	16
Clemson (4-2)	71	27-44	26-64-.406	8-26-.308	11-13-.846	32 (10-22)	23-0	11	10	0	4	.355	.455	22
N-California	59	28-31	19-48-.396	3-20-.150	18-20-.900	24 (7-17)	16-0	9	11	3	4	.273	.500	2
Clemson (5-2)	67	31-36	23-43-.535	7-17-.412	14-19-.737	24 (3-21)	15-0	15	8	2	4	.545	.524	13
H-Penn State	94	35-36-12-11	29-71-.408	11-36-.306	25-29-.862	43 (12-31)	28-1	12	11	2	5	.462	.310	8
Clemson (6-2)	101	29-42-12-18	32-63-.508	11-21-.524	26-37-.703	37 (6-31)	22-1	22	10	5	2	.440	.542	24
H-Wake Forest	57	33-24	20-59-.339	8-28-.286	9-14-.643	24 (5-19)	17-0	8	11	1	9	.433	.241	22
Clemson (7-2)	77	26-51	22-43-.512	9-22-.409	24-25-.960	38 (2-36)	16-0	15	19	2	5	.348	.700	4
H-Towson	75	35-40	28-67-.418	9-26-.346	10-15-.667	36 (15-21)	17-0	10	7	2	8	.441	.394	6
Clemson (8-2)	80	37-43	28-52-.538	14-23-.609	10-15-.667	33 (7-26)	17-1	21	13	3	1	.500	.577	9
N-Loyola Chicago	76	37-39	27-48-.563	12-24-.500	10-12-.833	27 (1-26)	19-0	18	18	4	6	.583	.542	16
Clemson (8-3)	58	26-32	21-54-.389	3-21-.143	13-16-.813	28 (7-21)	17-0	6	14	2	9	.367	.417	13
N-Richmond	57	19-38	21-51-.412	7-22-.318	8-15-.533	29 (3-26)	15-0	9	15	2	5	.333	.467	24
Clemson (9-3)	85	43-42	32-66-.485	12-26-.462	9-13-.692	40 (12-28)	13-0	20	8	5	9	.514	.452	30
A-Georgia Tech	66	26-40	25-58-.431	5-23-.217	11-18-.611	28 (5-23)	17-0	10	11	5	4	.346	.500	18
Clemson (10-3)	79	40-39	31-62-.500	5-18-.278	12-13-.923	40 (8-32)	22-0	20	11	3	3	.548	.452	8
H-NC State	64	21-43	21-68-.309	8-31-.258	14-18-.778	41 (14-27)	22-1	11	8	3	4	.219	.389	12
Clemson (11-3)	78	28-50	25-60-.417	6-20-.300	22-24-.917	42 (8-34)	17-0	13	7	5	3	.303	.556	25
A-Virginia Tech	65	32-33	21-67-.313	9-24-.375	14-17-.824	42 (12-30)	17-0	12	11	3	4	.353	.273	8
Clemson (12-3)	68	29-39	22-53-.415	9-23-.391	15-18-.833	36 (2-34)	21-1	11	14	4	5	.400	.429	17
A-Pittsburgh	74	40-34	23-57-.404	11-29-.379	17-23-.739	35 (9-26)	19-1	11	7	4	4	.393	.414	11
Clemson (13-3)	75	38-37	25-53-.472	7-17-.412	18-24-.750	36 (7-29)	23-1	14	8	2	3	.538	.407	13
H-Louisville	70	28-42	22-54-.407	9-20-.450	17-23-.739	30 (11-19)	21-0	10	15	1	5	.370	.444	20
Clemson (14-3)	83	40-43	28-53-.528	8-21-.381	19-23-.826	33 (7-26)	20-0	11	11	4	7	.552	.500	14
H-Duke	64	34-30	24-63-.381	3-20-.150	13-18-.722	39 (15-24)	18-1	9	11	4	4	.467	.303	9
Clemson (15-3)	72	30-42	27-59-.458	3-17-.176	15-18-.833	37 (10-27)	17-1	12	9	4	4	.414	.500	11
A-Wake Forest	87	48-39	28-61-.459	9-26-.346	22-33-.667	39 (11-28)	18-0	13	6	3	7	.500	.419	9
Clemson (15-4)	77	38-39	28-66-.424	8-27-.296	13-14-.929	37 (10-27)	26-1	13	11	2	4	.389	.467	10
H-Virginia Tech	50	31-19	18-53-.340	6-22-.273	8-12-.667	34 (7-27)	15-0	13	14	2	9	.429	.240	16
Clemson (16-4)	51	26-25	18-47-.383	3-18-.167	12-15-.800	35 (4-31)	14-0	8	17	4	10	.333	.450	10
H-Georgia Tech	51	28-23	22-64-.344	4-23-.174	3-4-.750	34 (11-23)	14-0	11	10	4	5	.387	.303	16
Clemson (17-4)	72	37-35	27-51-.529	9-20-.450	9-11-.818	33 (3-30)	9-0	18	11	3	5	.500	.560	18
A-Florida State	81	34-47	27-62-.435	13-30-.433	14-20-.700	27 (7-20)	27-1	16	13	1	7	.375	.500	22
Clemson (18-4)	82	33-49	25-53-.472	10-32-.313	22-29-.759	38 (9-29)	21-0	12	18	6	5	.423	.519	11
A-Boston College	62	30-32	22-55-.400	4-16-.250	14-17-.824	32 (7-25)	16-0	12	11	4	11	.448	.346	12
Clemson (18-5)	54	23-31	16-52-.308	6-21-.286	16-16-1.000	40 (11-29)	15-0	4	17	4	6	.375	.250	9
H-Miami (Fla.)	78	35-43	26-58-.448	9-24-.375	17-22-.773	38 (9-29)	13-0	12	11	1	5	.438	.462	7
Clemson (18-6)	74	35-39	28-59-.475	10-25-.400	8-9-.889	28 (2-26)	16-0	17	9	4	3	.462	.485	18
A-North Carolina	91	42-49	32-67-.478	15-33-.455	12-15-.800	34 (11-23)	17-0	17	7	1	4	.469	.486	25
Clemson (18-7)	71	33-38	24-53-.453	7-20-.350	16-18-.889	31 (5-26)	18-0	11	13	2	3	.448	.458	22
H-Florida State	54	26-28	21-49-.429	9-20-.450	3-8-.375	20 (3-17)	16-0	11	16	2	8	.455	.407	13
Clemson (19-7)	94	47-47	35-58-.603	12-25-.480	12-17-.706	34 (7-27)	16-0	18	9	1	4	.600	.607	36
A-Louisville	83	39-44	26-51-.510	5-16-.313	26-28-.929	37 (6-31)	13-0	9	14	4	3	.500	.520	14
Clemson (19-8)	73	36-37	29-67-.433	4-24-.167	11-15-.733	26 (8-18)	22-0	12	5	2	7	.406	.457	0
H-Syracuse	73	32-41	27-57-.474	7-18-.389	12-17-.706	28 (7-21)	13-0	9	11	3	3	.385	.548	15
Clemson (20-8)	91	45-46	34-65-.523	14-36-.389	9-15-.600	38 (12-26)	15-0	28	7	1	7	.514	.533	8
A-NC State	71	29-42	25-60-.417	8-24-.333	13-20-.650	30 (11-19)	19-1	9	10	3	6	.375	.464	6
Clemson (21-8)	96	54-42	34-57-.596	10-19-.526	18-22-.818	36 (7-29)	20-0	9	11	1	4	.621	.571	15
A-Virginia	64	28-36	22-54-.407	5-19-.263	15-22-.682	38 (12-26)	10-0	16	8	4	10	.357	.462	24
Clemson (21-9)	57	23-34	23-55-.418	7-22-.318	4-5-.800	32 (7-25)	17-0	11	11	3	4	.321	.519	7
H-Notre Dame	64	29-35	21-61-.344	10-29-.345	12-18-.667	31 (8-23)	11-0	13	8	0	5	.313	.379	21
Clemson (22-9)	87	48-39	31-61-.508	13-29-.448	12-17-.706	45 (8-37)	17-0	15	8	7	3	.567	.452	13
N-NC State	54	36-18	21-60-.350	5-20-.250	7-9-.778	28 (7-21)	16-0	8	12	2	7	.438	.250	4
Clemson (23-9)	80	39-41	28-56-.500	11-24-.458	13-16-.813	41 (8-33)	12-0	16	13	2	6	.538		

2022-23 ACC STATISTICS

SCORING OFFENSE	NCAA	G	W-L	Pts	PPG
1. Miami	37	29-8	2925	79.05	
2. NC State	34	23-11	2643	77.74	
3. Wake Forest	33	19-14	2528	76.61	
4. North Carolina	33	20-13	2514	76.18	
5. Pittsburgh	36	24-12	2704	75.11	
6. Clemson	34	23-11	2540	74.71	
7. Virginia Tech	34	19-15	2521	74.15	
8. Syracuse	32	17-15	2372	74.13	
9. Duke	36	27-9	2592	72.00	
10. Georgia Tech	33	15-18	2301	69.73	
11. Notre Dame	32	11-21	2227	69.59	
12. Florida State	32	9-23	2219	69.34	
13. Virginia	33	25-8	2237	67.79	
14. Boston College	33	16-17	2197	66.58	
15. Louisville	32	4-28	2046	63.94	

SCORING DEFENSE	NCAA	G	Pts	PPG
1. Virginia	33	1996	60.48	
2. Duke	36	2290	63.61	
3. Clemson	34	2308	67.88	
4. Pittsburgh	36	2510	69.72	
5. Virginia Tech	34	2383	70.09	
6. Boston College	33	2317	70.21	
7. Georgia Tech	33	2335	70.76	
8. NC State	34	2408	70.82	
9. North Carolina	33	2340	70.91	
10. Miami	37	2661	71.92	
11. Notre Dame	32	2307	72.09	
12. Syracuse	32	2333	72.91	
13. Wake Forest	33	2435	73.79	
14. Louisville	32	2425	75.78	
15. Florida State	32	2439	76.22	

SCORING MARGIN	NCAA	G	Off	Def	Mar.
1. Duke	36	72.00	63.61	+8.39	
2. Virginia	33	67.79	60.48	+7.30	
3. Miami	37	79.05	71.92	+7.14	
4. NC State	34	77.74	70.82	+6.91	
5. Clemson	34	74.71	67.88	+6.82	
6. Pittsburgh	36	75.11	69.72	+5.39	
7. North Carolina	33	76.18	70.91	+5.27	
8. Virginia Tech	34	74.15	70.09	+4.06	
9. Wake Forest	33	76.61	73.79	+2.82	
10. Syracuse	32	74.13	72.91	+1.22	
11. Georgia Tech	33	69.73	70.76	-1.03	
12. Notre Dame	32	69.59	72.09	-2.50	
13. Boston College	33	66.58	70.21	-3.64	
14. Florida State	32	69.34	76.22	-6.88	
15. Louisville	32	63.94	75.78	-11.84	

FIELD GOAL PCT.	NCAA	G	FG	FGA	Pct
1. Miami	37	1058	2205	.480	
2. Virginia Tech	34	931	1983	.469	
3. Clemson	34	899	1923	.467	
4. Syracuse	32	871	1883	.463	
5. Wake Forest	33	878	1909	.460	
6. Duke	36	936	2072	.452	
7. NC State	34	982	2181	.450	
8. Virginia	33	793	1765	.449	
9. Pittsburgh	36	930	2081	.447	
10. Notre Dame	32	810	1830	.443	
11. Boston College	33	819	1873	.437	
12. Florida State	32	802	1840	.436	
13. North Carolina	33	866	1997	.434	
14. Georgia Tech	33	855	2019	.423	
15. Louisville	32	716	1700	.421	

FREE THROW PCT.	NCAA	G	FT	FTA	Pct
1. Clemson	34	460	586	.785	
2. Miami	37	531	677	.784	
3. Duke	36	475	620	.766	
4. Notre Dame	32	325	426	.763	
5. Pittsburgh	36	519	684	.759	
6. Syracuse	32	432	577	.749	
7. Wake Forest	33	457	613	.746	
8. North Carolina	33	548	739	.742	
9. Louisville	32	414	559	.741	
10. Virginia Tech	34	378	514	.735	
11. Florida State	32	406	559	.726	
12. Boston College	33	371	512	.725	
13. NC State	34	398	551	.722	
14. Virginia	33	431	613	.703	
15. Georgia Tech	33	332	477	.696	

3-POINT FG PCT.	NCAA	G	3FG	FGA	Pct
1. Miami	37	278	755	.368	
2. Clemson	34	282	775	.364	
3. Wake Forest	33	315	866	.364	
4. Syracuse	32	198	547	.362	
5. Pittsburgh	36	325	903	.360	
6. Notre Dame	32	282	787	.358	
7. Virginia Tech	34	281	786	.358	
8. Virginia	33	220	629	.350	
9. NC State	34	281	810	.347	
10. Duke	36	245	731	.335	
11. Georgia Tech	33	259	773	.335	
12. Florida State	32	209	633	.330	
13. Louisville	32	200	608	.329	
14. Boston College	33	188	590	.319	
15. North Carolina	33	234	751	.312	

3-PT. FG PER GAME	NCAA	G	3FG	3PG
1. Wake Forest	33	315	9.55	
2. Pittsburgh	36	325	9.03	
3. Notre Dame	32	282	8.81	
4. Clemson	34	282	8.29	
5. NC State	34	281	8.26	
6. Virginia Tech	34	281	8.26	
7. Georgia Tech	33	259	7.85	
8. Miami	37	278	7.51	
9. North Carolina	33	234	7.09	
10. Duke	36	245	6.81	

11. Virginia	33	220	6.67	
12. Florida State	32	209	6.53	
13. Louisville	32	200	6.25	
14. Syracuse	32	198	6.19	
15. Boston College	33	188	5.70	

FG PCT. DEFENSE	NCAA	G	FG	FGA	Pct
1. Clemson	34	798	1970	.405	
2. Duke	36	844	2079	.406	
3. Virginia	33	712	1717	.415	
4. Pittsburgh	36	892	2122	.420	
5. Syracuse	32	851	1984	.429	
6. North Carolina	33	876	2017	.434	
7. Georgia Tech	33	856	1943	.441	
8. Boston College	33	833	1882	.443	
9. NC State	34	859	1931	.445	
10. Virginia Tech	34	892	2000	.446	
11. Miami	37	991	2214	.448	
12. Wake Forest	33	892	1990	.448	
13. Florida State	32	854	1882	.454	
14. Notre Dame	32	854	1862	.459	
15. Louisville	32	877	1862	.471	

3-PT. FG% DEFENSE	NCAA	G	3FG	FGA	Pct
1. Georgia Tech	33	206	684	.301	
2. Duke	36	226	741	.305	
3. NC State	34	205	648	.316	
4. Pittsburgh	36	273	836	.327	
5. North Carolina	33	213	646	.330	
6. Clemson	34	267	804	.332	
7. Miami	37	285	852	.335	
8. Virginia Tech	34	242	712	.340	
9. Virginia	33	234	687	.341	
10. Notre Dame	32	231	673	.343	
11. Syracuse	32	329	958	.343	
12. Wake Forest	33	269	769	.350	
13. Louisville	32	260	739	.352	
14. Boston College	33	274	744	.368	
15. Florida State	32	291	773	.376	

REBOUNDS PER GAME	NCAA	G	Rebs	Avg
1. North Carolina	33	1304	39.52	
2. Duke	36	1392	38.67	
3. NC State	34	1244	36.59	
4. Pittsburgh	36	1301	36.14	
5. Clemson	34	1196	35.18	
6. Georgia Tech	33	1155	35.00	
7. Syracuse	32	1113	34.78	
8. Miami	37	1285	34.73	
9. Wake Forest	33	1129	34.21	
10. Virginia Tech	34	1131	33.26	
11. Boston College	33	1093	33.12	
12. Virginia	33	1064	32.24	
13. Louisville	32	1031	32.22	
14. Florida State	32	1006	31.44	
15. Notre Dame	32	994	31.06	

OFF. REBOUNDS PER GAME	NCAA	G	No.	Avg/G
1. Duke	36	432	12.00	
2. NC State	34	385	11.32	
3. North Carolina	33	369	11.18	
4. Georgia Tech	33	349	10.58	
5. Miami	37	384	10.38	
6. Syracuse	32	324	10.13	
7. Pittsburgh	36	364	10.11	
8. Boston College	33	308	9.33	
9. Louisville	32	294	9.19	
10. Florida State	32	278	8.69	
11. Virginia Tech	34	288	8.47	
12. Wake Forest	33	275	8.33	
13. Virginia	33	273	8.27	
14. Clemson	34	252	7.41	
15. Notre Dame	32	210	6.56	

DEF. REBOUNDS PER GAME	NCAA	G	No.	Avg/G
1. North Carolina	33	935	28.33	
2. Clemson	34	944	27.76	
3. Duke	36	960	26.67	
4. Pittsburgh	36	937	26.03	
5. Wake Forest	33	854	25.88	
6. NC State	34	859	25.26	
7. Virginia Tech	34	843	24.79	
8. Syracuse	32	789	24.66	
9. Notre Dame	32	784	24.50	
10. Georgia Tech	33	806	24.42	
11. Miami	37	901	24.35	
12. Virginia	33	791	23.97	
13. Boston College	33	785	23.79	
14. Louisville	32	737	23.03	
15. Florida State	32	728	22.75	

REB. MARGIN	NCAA	G	Own	Avg	Opp	Avg	Mar
1. Duke	36	1392	38.67	1108	30.78	+7.89	
2. North Carolina	33	1304	39.52	1127	34.15	+5.36	
3. Miami	37	1285	34.73	1188	32.11	+2.62	
4. Clemson	34	1196	35.18	1128	33.18	+2.00	
5. NC State	34	1244	36.59	1185	34.85	+1.74	
6. Pittsburgh	36	1301	36.14	1246	34.61	+1.53	
7. Virginia	33	1064	32.24	1055	31.97	+0.27	
8. Wake Forest	33	1129	34.21	1142	34.61	-0.39	
9. Virginia Tech	34	1131	33.26	1148	33.76	-0.50	
10. Boston College	33	1093	33.12	1122	34.00	-0.88	
11. Louisville	32	1031	32.22	1064	33.25	-1.03	
12. Syracuse	32	1113	34.78	1159	36.22	-1.44	
13. Georgia Tech	33	1155	35.00	1211	36.70	-1.70	
14. Florida State	32	1006	31.44	1128	35.25	-3.81	
15. Notre Dame	32	994	31.06	1146	35.81	-4.75	

TO MARGIN	NCAA	G	Own	Avg	Opp	Avg	Mar
1. NC State	34	320	9.41	449	13.21	+3.79	
2. Virginia	33	282	8.55	403	12.21	+3.67	
3. Miami	37	411	11.11	463	12.51	+1.41	
4. Syracuse	32	373	11.66	412	12.88	+1.22	

5. Virginia Tech	34	336	9.88	371	10.91	+1.03	
6. Georgia Tech	33	349	10.58	362	10.97	+0.39	
7. Clemson	34	376	11.06	383	11.26	+0.21	
8. Pittsburgh	36	400	11.11	406	11.28	+0.17	
9. Notre Dame	32	281	8.78	286	8.94	+0.16	
10. Wake Forest	33	399	12.09	403	12.21	+0.12	
11. Boston College	33	405	12.27	406	12.30	+0.03	
12. North Carolina	33	355					

2022-23 ACC STATISTICS

SCORING	NCAA	G	FG	3FG	FT	Pts.	PPG
1. Appleby, Tyree - WF	33	186	77	173	622	18.85	
2. Smith, Terquavion - NCSU	34	208	91	103	610	17.94	
3. Ellis, El - LOU	32	189	59	128	565	17.66	
4. Joiner, Jarkel - NCSU	34	200	62	116	578	17.00	
5. Love, Caleb - UNC	33	188	73	101	550	16.67	
6. Girard III, Joseph - SU	32	177	88	84	526	16.44	
7. Basile, Grant - VT	34	213	66	66	558	16.41	
8. Mintz, Judah - SU	32	181	20	139	521	16.28	
9. Wong, Isaiah - UM	37	192	61	153	598	16.16	
10. Davis, RJ - UNC	33	179	63	111	532	16.12	
11. Bacot, Armando - UNC	32	185	0	139	509	15.91	
12. Hall, PJ - CU	33	192	33	88	505	15.30	
13. Miller, Jordan - UM	37	218	32	98	566	15.30	
14. Tyson, Hunter - CU	34	172	83	93	520	15.29	
15. Hinson, Blake - UP	36	181	97	91	550	15.28	

FIELD GOAL PERCENTAGE	NCAA	G	FG	Att	Pct
1. Edwards, Jesse - SU	32	180	304	.592	
2. Omier, Norchad - UM	37	186	324	.574	
3. Mutts, Justyn - VT	33	183	322	.568	
4. Burns Jr., D.J. - NCSU	34	188	335	.561	
5. Bacot, Armando - UNC	32	185	334	.554	
6. Miller, Jordan - UM	37	218	400	.545	
7. Hall, PJ - CU	33	192	359	.535	
8. Basile, Grant - VT	34	213	409	.521	
9. Burton, Jamarius - UP	34	199	408	.488	
10. Tyson, Hunter - CU	34	172	359	.479	

FREE THROW PERCENTAGE	NCAA	G	FT	Att	Pct
1. Davis, RJ - UNC	33	111	126	.881	
2. Pedulla, Sean - VT	34	85	99	.859	
3. Girard III, Joseph - SU	32	84	98	.857	
4. Joiner, Jarkel - NCSU	34	116	136	.853	
5. Laszewski, Nate - ND	32	94	111	.847	
6. Wong, Isaiah - UM	37	153	181	.845	
7. Tyson, Hunter - CU	34	93	111	.838	
8. Burton, Jamarius - UP	34	102	122	.836	
9. Mills, Caleb - FSU	32	112	134	.836	
10. Appleby, Tyree - WF	33	173	211	.820	
11. Hunter, Chase - CU	31	91	112	.813	
12. Ellis, El - LOU	32	128	158	.810	

13. Hall, PJ - CU	33	88	112	.786
14. Miller, Jordan - UM	37	98	125	.784
15. Clark, Kihei - UVa	33	99	129	.767

3-PT FG PCT. (MIN. 2.5 3FG/G)	NCAA	G	3FG	Att	Pct
1. Cattoor, Hunter - VT	30	78	184	.424	
2. Monsanto, Damari - WF	27	87	215	.405	
3. Girard III, Joseph - SU	32	88	231	.381	
4. Hinson, Blake - UP	36	97	255	.380	
5. Kelly, Miles - GaTech	33	89	235	.379	
6. Green Jr., Darin - FSU	32	91	250	.364	
7. Smith, Terquavion - NCSU	34	91	271	.336	

REBOUNDS PER GAME	NCAA	G	Off	Def	Tot	RPG
1. Bacot, Armando - UNC	32	134	200	334	10.44	
2. Edwards, Jesse - SU	32	101	229	330	10.31	
3. Omier, Norchad - UM	37	133	238	371	10.03	
4. Tyson, Hunter - CU	34	44	281	325	9.56	
5. Filipowski, Kyle - DU	36	90	232	322	8.94	
6. Franklin, Ja'von - GaTech	32	102	157	259	8.09	
7. Cleveland, Matthew - FSU	30	42	181	223	7.43	
8. Mutts, Justyn - VT	33	64	179	243	7.36	
9. Laszewski, Nate - ND	32	29	201	230	7.19	
10. Black, Leaky - UNC	33	58	157	215	6.52	
11. Miller, Jordan - UM	37	76	154	230	6.22	
12. Hinson, Blake - UP	36	52	165	217	6.03	
13. Nance, Pete - UNC	30	35	145	180	6.00	
14. Carr, Andrew - WF	33	57	140	197	5.97	
15. Gardner, Jayden - UVa	33	66	126	192	5.82	
16. Hall, PJ - CU	33	52	135	187	5.67	
17. Bickerstaff, T.J. - BC	33	68	117	185	5.61	
18. Young, Ryan - DU	36	83	116	199	5.53	
19. Lively II, Dereck - DU	34	72	112	184	5.41	
20. Huntley-Hatfield, Brandon - LOU	24	38	91	129	5.38	

OFFENSIVE REBOUNDS	NCAA	G	Reb	ORPG
1. Bacot, Armando - UNC	32	134	4.19	
2. Omier, Norchad - UM	37	133	3.59	
3. Franklin, Ja'von - GaTech	32	102	3.19	
4. Edwards, Jesse - SU	32	101	3.16	
5. Filipowski, Kyle - DU	36	90	2.50	
6. Federiko, Federiko - UP	35	86	2.46	

7. Young, Ryan - DU	36	83	2.31
8. Lively II, Dereck - DU	34	72	2.12
9. Bickerstaff, T.J. - BC	33	68	2.06
10. Miller, Jordan - UM	37	76	2.05

DEFENSIVE REBOUNDS	NCAA	G	Reb	DRPG
1. Tyson, Hunter - CU	34	281	8.26	
2. Edwards, Jesse - SU	32	229	7.16	
3. Filipowski, Kyle - DU	36	232	6.44	
4. Omier, Norchad - UM	37	238	6.43	
5. Laszewski, Nate - ND	32	201	6.28	
6. Bacot, Armando - UNC	32	200	6.25	
7. Cleveland, Matthew - FSU	30	181	6.03	
8. Mutts, Justyn - VT	33	179	5.42	
9. Franklin, Ja'von - GaTech	32	157	4.91	
10. Nance, Pete - UNC	30	145	4.83	

ASSISTS PER GAME	NCAA	G	Ast	APG
1. Appleby, Tyree - WF	33	212	6.42	
2. Clark, Kihei - UVa	33	179	5.42	
3. Beekman, Reece - UVa	32	168	5.25	
4. Cummings, Nelly - UP	36	171	4.75	
5. Mintz, Judah - SU	32	148	4.63	
6. Mutts, Justyn - VT	33	152	4.61	
7. Hunter, Chase - CU	31	138	4.45	
8. Ellis, El - LOU	32	140	4.38	
9. Burton, Jamarius - UP	34	145	4.26	
10. Smith, Terquavion - NCSU	34	140	4.12	

STEALS PER GAME	NCAA	G	Stl	BPG
1. Mintz, Judah - SU	32	59	1.84	
2. Beekman, Reece - UVa	32	57	1.78	
3. Appleby, Tyree - WF	33	58	1.76	
4. Zackery, Jaeden - BC	33	48	1.45	
5. Mutts, Justyn - VT	33	48	1.45	
6. Ashton-Langford, Makai - BC	31	45	1.45	
7. Smith, Terquavion - NCSU	34	49	1.44	
8. Franklin, Ja'von - GaTech	32	46	1.44	
9. Wong, Isaiah - UM	37	51	1.38	
10. Edwards, Jesse - SU	32	44	1.38	

3-PT FG MADE PER GAME	NCAA	G	3FG	3PG
1. Monsanto, Damari - WF	27	87	3.22	
2. Green Jr., Darin - FSU	32	91	2.84	
3. Girard III, Joseph - SU	32	88	2.75	
4. Kelly, Miles - GaTech	33	89	2.70	
5. Hinson, Blake - UP	36	97	2.69	
6. Smith, Terquavion - NCSU	34	91	2.68	
7. Cattoor, Hunter - VT	30	78	2.60	
8. Pack, Nijel - UM	35	86	2.46	
9. Tyson, Hunter - CU	34	83	2.44	
10. Appleby, Tyree - WF	33	77	2.33	

BLOCKED SHOTS PER GAME	NCAA	G	Blk	BPG
1. Edwards, Jesse - SU	32	87	2.72	
2. Lively II, Dereck - DU	34	82	2.41	
3. Federiko, Federiko - UP	35	58	1.66	
4. Franklin, Ja'von - GaTech	32	52	1.63	
5. Shedrick, Kadin - UVa	30	43	1.43	
6. McLeod, Naheem - FSU	28	33	1.18	
7. Basile, Grant - VT	34	39	1.15	
8. Omier, Norchad - UM	37	42	1.14	
9. Nance, Pete - UNC	30	34	1.13	
10. Hall, PJ - CU	33	37	1.12	

ASSIST/TO RATIO	NCAA	G	A	TO Ratio
1. Beekman, Reece - UVa	32	168	50	3.36
2. Clark, Kihei - UVa	33	179	65	2.75
3. Joiner, Jarkel - NCSU	34	123	49	2.51
4. Cummings, Nelly - UP	36	171	78	2.19
5. Wertz, Trey - ND	32	105	49	2.14
6. Warley, Jalen - FSU	32	105	50	2.10
7. Sturdivant, Kyle - GaTech	33	110	53	2.08
8. Proctor, Tyrese - DU	36	119	58	2.05
9. Hunter, Chase - CU	31	138	70	1.97
10. Mintz, Judah - SU	32	148	76	1.95

MINUTES PER GAME	NCAA	G	Min	MPG
1. Appleby, Tyree - WF	33	1210	36.66	
2. Ellis, El - LOU	32	1152	35.99	
3. Joiner, Jarkel - NCSU	34	1219	35.84	
4. Love, Caleb - UNC	33	1179	35.71	
5. Pedulla, Sean - VT	34	1212	35.63	
6. Goodwin, Dane - ND	32	1135	35.48	
7. Morsell, Casey - NCSU	34	1189	34.98	
8. Miller, Jordan - UM	37	1294	34.96	
9. Davis, RJ - UNC	33	1153	34.95	
10. Tyson, Hunter - CU	34	1180	34.70	

To be ranked, a player must have played in 75% of their team's games.

NCAA denotes top 50 in NCAA Division I statistics rankings



CLEMSON FINISHED THIRD IN THE ACC IN SCORING DEFENSE, ALLOWING JUST 67.8 POINTS PER GAME.

2022-23 BOXSCORES

1 Nov. 7, 2022	CLEMSON THE CITADEL										80 69
	ATTENDANCE: 4,768 LITTLEJOHN COLISEUM / CLEMSON, S.C.										
CLEMSON	FG	3FG	FT	REB	PF	TP	A	TO	B	S	MIN
Tyson f	6-12	1-5	6-9	3-10-13	1	19	2	3	0	3	38
Middlebrooks c	0-0	0-0	0-0	0-1-1	1	0	0	0	0	1	9
C. Hunter g	8-17	3-4	4-4	1-0-1	0	23	7	0	0	0	33
Galloway g	4-10	1-5	2-2	0-4-4	4	11	4	1	0	2	26
Hemenway g	3-9	1-6	0-0	0-3-3	2	7	1	2	0	1	35
D. Hunter	0-1	0-0	0-0	0-2-2	2	0	0	1	0	1	11
Schieffelin	9-13	1-2	1-3	9-5-14	1	20	2	1	1	0	31
Godfrey	0-0	0-0	0-0	0-1-1	3	0	2	0	0	0	4
Beadle	0-3	0-0	0-0	0-1-1	3	0	1	0	0	0	12
TEAM				0-2-2							0
Totals	30-65	7-22	13-18	13-29-42	15	80	19	8	1	8	200
Pct.	46.2	31.8	72.2	DR: 2.0							

FG (1st Half: 17-31 54.8%; 2nd Half: 13-34 38.2%)
 3FG (1st Half: 5-11 45.5%; 2nd Half: 2-11 18.2%)
 FT (1st Half: 6-7 85.7%; 2nd Half: 7-11 63.6%)

THE CITADEL	FG	3FG	FT	REB	PF	TP	A	TO	B	S	MIN
	Clark f	7-15	2-3	0-1	0-5-5	3	16	2	3	3	0
Spence f	2-3	0-0	0-0	2-0-2	2	4	0	0	0	0	13
Ash g	7-15	5-10	0-0	0-5-5	1	19	2	0	0	0	36
Durr g	3-7	0-0	6-7	0-6-6	4	12	2	3	0	0	23
McCallister g	3-5	3-5	4-4	2-3-5	2	13	1	3	0	0	25
Maynard	0-3	0-3	0-0	0-1-1	4	0	3	0	0	0	20
Morgan	1-7	1-4	0-0	0-1-1	2	3	1	3	0	0	27
Carpio	0-0	0-0	0-0	0-0-0	0	0	0	0	0	0	1
Engler	0-0	0-0	0-0	1-0-1	0	0	0	0	0	0	6
Conrad	0-0	0-0	0-0	0-0-0	0	0	0	0	0	0	1
Price	1-1	0-0	0-0	0-1-1	0	2	0	0	0	0	4
Green	0-0	0-0	0-0	0-1-1	0	0	0	0	0	0	4
TEAM				0-2-2							1
Totals	24-56	11-25	10-12	5-25-30	18	69	11	13	3	1	200
Pct.	42.9	44.0	83.3	DR: 0.0							

FG (1st Half: 11-25 44.0%; 2nd Half: 13-31 41.9%)
 3FG (1st Half: 4-10 40.0%; 2nd Half: 7-15 46.7%)
 FT (1st Half: 5-6 83.3%; 2nd Half: 5-6 83.3%)

OFFICIALS: Bert Smith, Nick Heater, JP Primm
 TECHNICAL FOULS: None

SCORE BY PERIODS	1ST	2ND	TOTAL
Clemson	45	35	80
The Citadel	31	38	69

2 Nov. 11, 2022	SOUTH CAROLINA CLEMSON										60 58
	ATTENDANCE: 13,380 COLONIAL LIFE ARENA / COLUMBIA, S.C.										
CLEMSON	FG	3FG	FT	REB	PF	TP	A	TO	B	S	MIN
Tyson f	3-12	2-6	1-2	3-6-6	4	9	1	3	0	1	27
Jackson f	4-13	1-3	3-4	3-5-8	1	12	0	1	0	2	34
Bosmans-Vordak f	1-1	0-0	0-0	1-3-4	4	2	2	7	0	0	15
Carter Jr. g	6-9	4-6	0-0	0-1-1	0	16	3	3	0	2	31
Johnson g	1-8	1-6	0-1	1-4-5	3	3	2	4	1	0	31
Wright	4-8	2-2	0-0	1-3-4	1	10	2	1	0	0	22
Davis	0-2	0-2	0-1	1-2-3	0	0	1	0	0	1	12
Gray	2-6	0-0	2-5	5-5-10	1	6	1	0	3	0	19
Hinkins-Sanford	1-5	0-1	0-0	1-4-5	1	2	0	0	0	0	7
TEAM				3-1-4							0
Totals	22-64	10-26	6-13	19-31-50	15	60	12	19	4	6	200
Pct.	34.4	38.5	46.2	DR: 5.0							

FG (1st Half: 12-32 37.5%; 2nd Half: 10-32 31.3%)
 3FG (1st Half: 6-14 42.9%; 2nd Half: 4-12 33.3%)
 FT (1st Half: 5-11 45.5%; 2nd Half: 1-2 50.0%)

CLEMSON	FG	3FG	FT	REB	PF	TP	A	TO	B	S	MIN
	Tyson f	4-11	2-5	0-1	0-4-4	4	10	2	3	0	1
Middlebrooks c	1-3	0-0	0-2	1-1-2	0	2	0	0	1	2	10
C. Hunter g	5-12	0-1	3-4	1-4-5	1	13	5	1	0	1	33
Galloway g	4-9	3-6	2-2	1-2-3	4	13	2	2	1	2	30
Hemenway g	1-2	1-1	0-0	0-3-3	2	3	2	2	1	0	32
Godfrey	0-2	0-1	0-0	0-1-1	1	0	0	0	0	0	8
Hall	7-12	1-4	0-0	1-4-5	3	15	0	2	1	1	22
D. Hunter	0-1	0-0	0-0	0-0-1	0	1	0	0	0	0	7
Beadle	0-4	0-0	0-0	1-1-2	0	0	1	0	1	0	14
Schieffelin	0-4	0-0	0-0	1-1-2	0	0	1	1	0	0	11
Wiggins	1-1	0-0	0-0	0-0-0	1	2	0	1	0	0	3
TEAM				3-2-5							0
Totals	23-61	7-18	5-9	9-23-32	17	58	13	13	4	9	200
Pct.	37.7	38.9	55.6	DR: 2.2							

FG (1st Half: 10-28 35.7%; 2nd Half: 13-33 39.4%)
 3FG (1st Half: 4-9 44.4%; 2nd Half: 3-9 33.3%)
 FT (1st Half: 2-3 66.7%; 2nd Half: 3-6 50.0%)

OFFICIALS: Terry Oglesby, Vladimir Voyard-Tadal, Jerry Heater
 TECHNICAL FOULS: None

SCORE BY PERIODS	1ST	2ND	TOTAL
South Carolina	35	25	60
Clemson	26	32	58

3 Nov. 15, 2022	CLEMSON USC UPSTATE										81 70
	ATTENDANCE: 5,002 LITTLEJOHN COLISEUM / CLEMSON, S.C.										
CLEMSON	FG	3FG	FT	REB	PF	TP	A	TO	B	S	MIN
Tyson f	4-11	0-4	0-0	5-7-12	1	8	3	0	0	0	37
Middlebrooks c	0-0	0-0	1-2	0-1-1	1	1	1	1	0	0	7
C. Hunter g	7-12	4-6	2-4	0-3-3	4	20	3	2	1	0	35
Galloway g	4-6	0-1	7-8	0-5-5	2	15	2	1	0	2	33
Hemenway g	7-9	4-6	0-0	0-1-1	3	18	2	0	0	1	26
D. Hunter	1-3	0-1	0-1	0-0-0	2	2	1	0	0	0	14
Schieffelin	1-1	0-0	0-0	1-3-4	1	2	3	0	0	0	14
Hall	6-11	2-2	1-3	1-1-2	2	13	2	2	0	2	21
Beadle	1-2	0-1	0-0	0-0-0	1	2	0	2	0	0	11
Godfrey	0-0	0-0	0-0	0-0-0	1	0	0	0	0	0	1
TEAM				0-1-1							1
Totals	31-55	8-21	11-18	7-22-29	18	81	17	9	1	6	200
Pct.	56.4	38.1	61.1	DR: 3.0							

FG (1st Half: 14-26 53.8%; 2nd Half: 17-29 58.6%)
 3FG (1st Half: 4-11 36.4%; 2nd Half: 4-10 40.0%)
 FT (1st Half: 9-12 75.0%; 2nd Half: 2-6 33.3%)

USC UPSTATE	FG	3FG	FT	REB	PF	TP	A	TO	B	S	MIN
	Smith f	1-6	0-1	2-2	0-4-4	0	4	0	1	1	0
N'Diaye f	1-1	0-0	0-2	0-6-6	1	2	0	1	0	0	18
Gainey g	8-16	2-5	6-6	1-3-4	3	24	2	2	0	1	34
Broadnax g	5-8	0-2	6-9	0-1-1	3	16	5	2	0	1	37
Rideau Jr. g	0-1	0-1	0-0	0-0-0	3	0	0	1	0	1	18
Bailey	5-8	3-4	2-2	2-2-4	2	15	0	2	0	1	32
Langlais	3-4	0-0	0-1	0-2-2	4	6	0	1	1	0	15
Surratt	1-2	1-2	0-0	0-2-2	3	3	0	2	0	0	14
Sheida	0-0	0-0	0-0	0-0-0	2	0	2	0	0	0	3
TEAM				1-1-2							0
Totals	24-46	6-15	16-22	4-21-25	21	70	9	12	2	4	200
Pct.	52.2	40.0	72.7	DR: 2.0							

FG (1st Half: 10-24 41.7%; 2nd Half: 14-22 63.6%)
 3FG (1st Half: 4-11 36.4%; 2nd Half: 2-4 50.0%)
 FT (1st Half: 8-12 66.7%; 2nd Half: 8-10 80.0%)

OFFICIALS: AJ Desai, Tony Henderson, Ryan Sassano
 TECHNICAL FOULS: None

SCORE BY PERIODS	1ST	2ND	TOTAL
Clemson	41	40	81
USC Upstate	32	38	70

4 Nov. 18, 2022	CLEMSON BELLARMINE										76 66
	ATTENDANCE: 6,137 LITTLEJOHN COLISEUM / CLEMSON, S.C.										
CLEMSON	FG	3FG	FT	REB	PF	TP	A	TO	B	S	MIN
Tyson f	3-9	3-5	2-2	2-8-10	0	11	1	0	1	2	35
Middlebrooks c	2-3	0-0	0-0	2-1-3	4	4	0	0	0	0	9
C. Hunter g	5-8	5-6	0-0	0-2-2	3	15	8	3	0	0	37
Galloway g	4-7	1-4	5-7	0-2-2	4	14	3	2	0	1	30
Hemenway g	3-9	3-9	0-0	0-0-0	4	9	0	1	0	0	34
Schieffelin	4-6	0-1	5-5	0-3-3	2	13	0	1	1	1	19
Hall	1-3	1-1	7-8	1-3-4	1	10	0	1	1	1	19
D. Hunter	0-1	0-1	0-0	0-2-2	0	0	1	0	0	0	5
Wiggins	0-1	0-1	0-0	0-0-0	1	0	1	0	0	0	

2022-23 BOXSCORES

7	CALIFORNIA	59									
Nov. 26, 2022	CLEMSON	67									
ATTENDANCE: 1,100											
RAIDER ARENA / DESTIN, FLA.											
CALIFORNIA	FG	3FG	FT	REB	PF	TP	A	TO	B	S	MIN
Kuany f	2-8	0-4	7-8	3-1-4	4	11	2	1	0	1	26
Newell f	3-7	1-4	2-2	0-4-4	2	9	1	1	0	0	29
Thiemann c	6-7	0-0	3-3	3-2-5	2	15	0	2	3	0	26
Brown g	2-3	0-1	0-0	0-3-3	4	4	1	0	0	0	32
Askew g	5-17	2-9	6-7	0-1-1	0	18	2	2	0	2	32
Roberson g	0-1	0-0	0-0	0-0-0	3	0	0	3	0	0	10
Bowser g	0-3	0-2	0-0	0-2-2	1	0	0	0	0	1	18
Okafor g	1-1	0-0	0-0	0-1-1	0	2	0	0	0	0	13
Anyanwu g	0-1	0-0	0-0	0-3-3	0	0	0	0	0	0	11
TEAM				1-0-1							1
Totals	19-48	3-20	18-20	7-17-24	16	59	9	11	3	4	200
Pct.	39.6	15.0	90.0	DR: 2.0							

FG (1st Half: 6-22 27.3%; 2nd Half: 13-26 50.0%)
 3FG (1st Half: 2-12 16.7%; 2nd Half: 1-8 12.5%)
 FT (1st Half: 14-15 93.3%; 2nd Half: 4-5 80.0%)

CLEMSON	FG	3FG	FT	REB	PF	TP	A	TO	B	S	MIN
Tyson f	4-8	2-4	4-4	0-5-5	3	14	0	1	0	1	28
Middlebrooks c	3-4	0-0	0-0	1-7-8	3	6	1	1	1	0	21
C. Hunter g	5-10	3-6	1-3	0-1-1	1	14	7	3	0	2	35
Galloway g	4-6	1-3	4-6	0-1-1	4	13	1	1	0	0	33
Hemenway g	1-2	1-2	4-4	1-5-6	2	7	2	0	0	0	34
D. Hunter g	0-1	0-1	0-0	0-0-0	1	0	3	0	0	0	13
Schieffelin g	0-1	0-0	0-0	0-1-1	1	0	0	0	0	1	10
Hall c	5-10	0-1	0-0	0-0-0	1	10	0	1	0	0	14
Beadle g	0-0	0-0	0-0	0-0-0	0	0	0	0	0	0	5
Godfrey g	1-1	0-0	1-2	0-0-0	1	3	1	0	0	0	5
TEAM				1-2							1
Totals	23-43	7-17	14-19	3-21-24	17	67	15	8	2	4	200
Pct.	53.5	41.2	73.7	DR: 5.1							

FG (1st Half: 12-22 54.5%; 2nd Half: 11-21 52.4%)
 3FG (1st Half: 3-8 37.5%; 2nd Half: 4-9 44.4%)
 FT (1st Half: 4-6 66.7%; 2nd Half: 10-13 76.9%)

OFFICIALS: John Higgins, Randy McCall, Pat Adams
 TECHNICAL FOULS: None

SCORE BY PERIODS	1ST	2ND	TOTAL
California	28	31	59
Clemson	31	36	67

8	CLEMSON	101									
Nov. 29, 2022	PENN STATE	94									
ATTENDANCE: 5,861											
LITTLEJOHN COLISEUM / CLEMSON, S.C.											
CLEMSON	FG	3FG	FT	REB	PF	TP	A	TO	B	S	MIN
Tyson f	7-11	3-4	7-8	1-8-9	2	24	3	0	0	1	46
Hall c	6-8	2-2	8-11	1-2-3	0	22	0	0	1	1	24
C. Hunter g	1-12	1-3	4-4	0-1-1	5	7	5	1	1	0	29
Galloway g	4-8	1-4	0-2	0-3-3	3	9	4	2	1	0	42
Hemenway g	5-8	4-6	1-2	0-4-4	3	15	3	1	0	0	41
D. Hunter g	0-1	0-0	0-0	0-2-2	0	0	3	2	0	0	10
Middlebrooks c	3-5	0-1	2-3	1-0-1	0	8	0	2	0	0	9
Schieffelin g	2-4	0-1	4-7	1-3-4	4	8	1	0	0	0	16
Godfrey g	2-2	0-0	0-0	0-3-3	1	4	0	1	0	0	5
Wiggins g	0-0	0-0	0-0	0-0-0	0	0	0	0	0	0	6
Beadle g	2-4	0-0	0-0	0-2-2	4	4	3	1	2	0	19
TEAM				2-3-5							0
Totals	32-63	11-21	26-37	6-31-37	22	101	22	10	5	2	200
Pct.	50.8	52.4	70.3	DR: 4.1							

FG (1st Half: 11-25 44.0%; 2nd Half: 13-24 54.2%; 2OT: 8-14 57.1%)
 3FG (1st Half: 5-10 50.0%; 2nd Half: 4-6 66.7%; 2OT: 2-5 40.0%)
 FT (1st Half: 2-4 50.0%; 2nd Half: 12-19 63.2%; 2OT: 12-14 85.7%)

PENN STATE	FG	3FG	FT	REB	PF	TP	A	TO	B	S	MIN
Lundy f	7-12	4-8	5-5	3-9-12	4	23	0	0	0	0	44
Njie f	0-2	0-1	0-0	0-3-3	3	0	1	2	2	0	21
Funk g	4-9	2-5	4-6	0-4-4	1	14	1	1	0	0	43
Wynter g	6-12	3-6	11-12	1-3-4	4	26	1	1	0	1	41
Pickett g	9-21	0-7	5-6	1-6-7	4	23	8	4	0	1	44
Dread g	0-6	0-6	0-0	1-1-2	5	0	0	1	0	1	21
Dorsey g	0-0	0-0	0-0	0-1-1	2	0	0	0	0	2	10
Johnson g	2-2	2-2	0-0	1-2-3	1	6	0	0	0	0	11
Mahaffey g	0-1	0-0	0-0	0-0-0	2	0	0	0	0	0	2
Clary g	1-3	0-0	0-0	1-1-2	0	2	1	0	0	0	8
Henn g	0-3	0-1	0-0	0-0-0	2	0	0	0	0	0	5
TEAM				4-1-5							2
Totals	29-71	11-36	25-29	12-31-43	28	94	12	11	2	5	200
Pct.	40.8	30.6	86.2	DR: 2.1							

FG (1st Half: 14-28 50.0%; 2nd Half: 9-29 31.0%; 2OT: 6-14 42.9%)
 3FG (1st Half: 6-13 46.2%; 2nd Half: 3-16 18.8%; 2OT: 2-7 28.6%)
 FT (1st Half: 1-3 33.3%; 2nd Half: 15-16 93.8%; 2OT: 9-10 90.0%)

OFFICIALS: Ron Groover, Jeffrey Anderson, Lee Cassell
 TECHNICAL FOULS: None

SCORE BY PERIODS	1ST	2ND	OT	OT	TOTAL
Clemson	29	42	12	18	101
Penn State	35	36	12	11	94

9	CLEMSON	77									
Dec. 2, 2022	WAKE FOREST	57									
ATTENDANCE: 6,599											
LITTLEJOHN COLISEUM / CLEMSON, S.C.											
CLEMSON	FG	3FG	FT	REB	PF	TP	A	TO	B	S	MIN
Tyson f	3-6	1-2	8-8	0-10-10	1	15	2	1	0	2	34
Hall c	7-11	2-4	5-6	0-8-8	2	21	0	3	1	1	22
C. Hunter g	3-7	0-4	5-5	0-3-3	3	11	4	7	1	0	30
Galloway g	5-10	2-6	2-2	0-4-4	2	14	3	4	0	0	29
Hemenway g	4-6	4-6	0-0	0-1-1	2	12	2	1	0	0	32
Beadle g	0-1	0-0	0-0	0-3-3	2	0	1	1	0	0	20
D. Hunter g	0-1	0-0	0-0	0-0-0	0	0	0	0	0	0	6
Middlebrooks c	0-1	0-0	2-2	0-0-0	2	2	0	0	0	1	8
Godfrey g	0-0	0-0	0-0	0-0-0	0	0	0	0	0	0	2
Schieffelin g	0-0	0-0	2-2	1-5-6	2	3	0	0	0	1	15
Wiggins g	0-0	0-0	0-0	0-0-0	0	0	0	0	0	0	1
TEAM				1-2-3							1
Totals	22-43	9-22	24-25	2-36-38	16	77	15	19	2	5	200
Pct.	51.2	40.9	96.0	DR: 0.0							

FG (1st Half: 8-23 34.8%; 2nd Half: 14-20 70.0%)
 3FG (1st Half: 1-10 10.0%; 2nd Half: 8-12 66.7%)
 FT (1st Half: 9-10 90.0%; 2nd Half: 15-15 100.0%)

WAKE FOREST	FG	3FG	FT	REB	PF	TP	A	TO	B	S	MIN
Carr f	2-5	0-3	0-0	0-6-6	3	4	0	1	0	0	23
Keller f	0-1	0-1	4-6	1-0-1	1	4	1	0	0	1	20
Appleby g	3-13	2-6	0-0	0-1-1	2	8	5	1	0	1	35
Hildreth g	3-10	1-3	4-5	1-5-6	0	11	0	2	0	3	28
Monsanto g	3-12	2-8	0-0	0-3-3	1	8	1	2	0	3	25
Marsh g	2-3	0-0	1-3	0-2-2	3	5	0	0	1	0	11
Kliintman g	1-1	1-1	0-0	0-2-2	3	3	1	0	0	1	16
Williamson g	5-11	2-6	0-0	0-0-0	2	12	0	0	0	0	28
Ituka g	0-1	0-0	0-0	0-0-0	1	0	0	0	0	0	3
Bradford g	1-2	0-0	0-0	1-0-1	1	2	0	0	0	0	8
TEAM				2-2-2							1
Totals	20-59	8-28	9-14	5-19-24	17	57	8	11	1	9	200
Pct.	33.9	28.6	64.3	DR: 3.1							

FG (1st Half: 13-30 43.3%; 2nd Half: 7-29 24.1%)
 3FG (1st Half: 6-15 40.0%; 2nd Half: 2-13 15.4%)
 FT (1st Half: 1-1 100.0%; 2nd Half: 8-13 61.5%)

OFFICIALS: Bill Covington, Tony Henderson, Jeb Hartness
 TECHNICAL FOULS: None

SCORE BY PERIODS	1ST	2ND	TOTAL
Clemson	26	51	77
Wake Forest	33	24	57

10	CLEMSON	80									
Dec. 7, 2022	TOWSON	75									
ATTENDANCE: 4,788											
LITTLEJOHN COLISEUM / CLEMSON, S.C.											
CLEMSON	FG	3FG	FT	REB	PF	TP	A	TO	B	S	MIN
Tyson f	7-12	4-5	2-3	3-11-14	1	20	4	1	0	0	36
Hall c	10-17	1-3	1-								

2022-23 BOXSCORES

13	GEORGIA TECH CLEMSON	66 79
Dec. 21, 2022	ATTENDANCE: 4,763	
McCAMISH PAVILION / ATLANTA, GA.		
CLEMSON	FG 3FG FT REB PF TP A TO B S MIN	
Schieffelin f	2-3 0-0 0-0 0-2-2 2 4 1 0 0 0 15	
Tyson f	6-12 2-6 0-0 2-11-13 1 14 2 0 0 0 39	
Hall c	12-18 0-0 1-1 5-5-10 4 25 3 2 1 0 27	
C. Hunter g	4-13 0-3 6-7 1-2-3 2 14 4 4 1 1 35	
Galloway g	4-8 3-6 3-3 0-4-4 2 14 5 2 0 1 35	
D. Hunter	0-3 0-2 2-2 0-2-2 3 2 4 0 0 1 23	
Godfrey	2-3 0-0 0-0 0-2-2 3 4 0 1 1 0 10	
Beadle	0-1 0-1 0-0 0-1-1 2 0 1 0 0 0 7	
TEAM	0-2-2 1 1	
Totals	31-62 5-18 12-13 8-32-40 22 79 20 11 3 3 200	
Pct.	50.0 27.8 92.3 DR: 0,0	

FG (1st Half: 17-31 54.8%; 2nd Half: 14-31 45.2%)
 3FG (1st Half: 2-9 22.2%; 2nd Half: 3-9 33.3%)
 FT (1st Half: 4-4 100.0%; 2nd Half: 8-9 88.9%)

GEORGIA TECH	FG 3FG FT REB PF TP A TO B S MIN
Moore f	5-10 0-2 2-5 5-4-9 3 12 4 3 2 1 32
Howard c	2-3 0-0 1-2 0-6-6 2 5 0 1 0 0 25
Sturdivant g	6-10 1-4 1-2 0-1-1 3 14 0 2 0 0 21
Maxwell g	0-2 0-2 0-0 0-0-0 0 1 0 0 1 12
Kelly g	5-12 3-7 4-4 0-5-5 2 17 1 1 1 0 31
Coleman	2-6 1-5 0-2 0-3-3 3 5 0 2 0 0 27
Franklin	3-6 0-1 1-1 0-0-0 2 7 0 1 2 1 14
Smith	1-5 0-0 2-2 0-4-4 0 4 2 0 0 1 17
TEAM	0-0-0 1 1
Totals	25-58 5-23 11-18 5-23-28 17 66 10 11 5 4 200
Pct.	43.1 21.7 61.1 DR: 3,1

FG (1st Half: 9-26 34.6%; 2nd Half: 16-32 50.0%)
 3FG (1st Half: 2-11 18.2%; 2nd Half: 3-12 25.0%)
 FT (1st Half: 6-10 60.0%; 2nd Half: 5-8 62.5%)

OFFICIALS: Ron Groover, Jeffrey Anderson, Tommy Morrissey
 TECHNICAL FOULS: None

SCORE BY PERIODS	1ST 2ND TOTAL
Clemson	40 39 79
Georgia Tech	26 40 66

14	CLEMSON NC STATE	78 64
Dec. 30, 2022	ATTENDANCE: 5,969	
LITTLEJOHN COLISEUM / CLEMSON, S.C.		
NC STATE	FG 3FG FT REB PF TP A TO B S MIN	
Burns Jr. f	2-5 0-0 1-2 1-5-6 5 5 0 3 1 1 19	
Smith g	5-21 3-13 8-10 0-3-3 3 21 3 1 0 0 33	
Joiner g	2-11 0-3 2-2 1-3-4 0 6 5 0 0 0 36	
Clark g	2-7 1-3 2-3 5-6-11 2 7 3 0 0 1 33	
Morsell g	5-13 3-8 0-0 2-5-7 4 13 0 1 1 1 36	
Pass	0-2 0-2 0-0 0-1-1 1 0 0 2 1 0 9	
Dowuona	4-6 0-0 1-1 1-1-2 4 9 0 1 0 0 21	
Thomas	0-2 0-1 0-0 0-1-1 1 0 0 0 0 0 5	
Ross	1-1 1-1 0-0 0-1-1 2 3 0 0 0 1 7	
TEAM	4-1-5 0 0	
Totals	21-68 8-31 14-18 14-27-41 22 64 11 8 3 4 200	
Pct.	30.9 25.8 77.8 DR: 3,0	

FG (1st Half: 7-32 21.9%; 2nd Half: 14-36 38.9%)
 3FG (1st Half: 3-14 21.4%; 2nd Half: 5-17 29.4%)
 FT (1st Half: 4-6 66.7%; 2nd Half: 10-12 83.3%)

CLEMSON	FG 3FG FT REB PF TP A TO B S MIN
Tyson f	9-13 4-5 9-9 2-13-15 2 31 0 1 0 0 37
Godfrey f	1-1 0-0 1-2 0-0-0 3 3 1 0 0 0 5
Hall c	2-9 1-4 0-0 1-4-5 1 5 4 3 3 0 23
C. Hunter g	4-12 1-3 3-4 0-2-2 0 12 3 1 1 1 35
Galloway g	0-4 0-3 2-2 0-2-2 2 2 1 0 0 1 25
Schieffelin	3-6 0-0 0-0 0-3-3 0 6 0 1 0 0 9
Beadle	2-5 0-1 1-1 0-1-1 4 5 1 0 1 0 29
D. Hunter	1-2 0-1 2-2 0-3-3 2 4 2 0 0 0 18
Middlebrooks	3-8 0-3 4-4 5-2-7 3 10 1 1 0 1 17
TEAM	0-4-4 1 1
Totals	25-60 6-20 22-24 8-34-42 17 78 13 7 5 3 200
Pct.	41.7 30.0 91.7 DR: 2,0

FG (1st Half: 10-33 30.3%; 2nd Half: 15-27 55.6%)
 3FG (1st Half: 2-7 28.6%; 2nd Half: 4-13 30.8%)
 FT (1st Half: 6-6 100.0%; 2nd Half: 16-18 88.9%)

OFFICIALS: Roger Ayers, Lee Cassell, Doug Shows
 TECHNICAL FOULS: NC State Head Coach (17:48, 2nd Half; Casey Morsell (1:24, 2nd Half)

SCORE BY PERIODS	1ST 2ND TOTAL
NC State	21 43 64
Clemson	28 50 78

15	VIRGINIA TECH CLEMSON	65 68
Jan. 4, 2023	ATTENDANCE: 7,539	
CASSELL COLISEUM / BLACKSBURG, VA.		
CLEMSON	FG 3FG FT REB PF TP A TO B S MIN	
Schieffelin f	1-4 0-1 0-1 1-3-4 2 2 0 1 0 0 16	
Tyson f	4-12 3-10 2-2 0-14-14 2 13 2 0 0 0 40	
Hall c	4-8 2-3 3-4 0-3-3 4 13 0 2 1 1 25	
C. Hunter g	3-8 0-2 6-6 0-2-2 2 12 4 2 0 2 23	
Galloway g	4-9 2-4 1-1 0-2-2 2 11 3 2 1 0 35	
D. Hunter	0-2 0-0 0-0 0-1-1 0 0 0 0 1 0 0 5	
Middlebrooks	1-3 0-0 2-2 0-2-2 2 4 0 0 0 0 2 16	
Beadle	1-1 0-0 1-2 0-2-2 2 3 1 2 0 0 20	
Godfrey	4-5 2-3 0-0 1-5-6 5 10 1 4 2 0 16	
Wiggins	0-1 0-0 0-0 0-0-0 0 0 0 0 0 0 2	
TEAM	0-0-0 0 0	
Totals	22-53 9-23 15-18 2-34-36 21 68 11 14 4 5 200	
Pct.	41.5 39.1 83.3 DR: 2,0	

FG (1st Half: 10-25 40.0%; 2nd Half: 12-28 42.9%)
 3FG (1st Half: 4-11 36.4%; 2nd Half: 5-12 41.7%)
 FT (1st Half: 5-6 83.3%; 2nd Half: 10-12 83.3%)

VIRGINIA TECH	FG 3FG FT REB PF TP A TO B S MIN
Basile f	5-15 3-6 4-4 1-6-7 3 17 0 1 0 0 30
Mutts f	3-12 1-3 4-4 3-6-9 3 11 4 3 0 1 35
Kidd c	2-5 0-0 0-0 4-5-9 3 4 0 1 1 0 18
Pedulla g	5-18 4-9 0-0 0-5-5 4 14 4 3 1 0 36
Maddox g	4-11 1-5 2-2 2-2-4 1 11 3 1 0 2 35
Camden	0-3 0-1 0-0 1-1-2 1 0 0 0 0 0 10
Poteat	2-2 0-0 4-7 1-3-2 2 8 1 1 1 1 24
Collins	0-1 0-0 0-0 0-2-2 0 0 0 1 0 0 9
TEAM	0-0-0 1 1
Totals	21-67 9-24 14-17 12-30-42 17 65 12 11 3 4 200
Pct.	31.3 37.5 82.4 DR: 3,0

FG (1st Half: 12-34 35.3%; 2nd Half: 9-33 27.3%)
 3FG (1st Half: 4-12 33.3%; 2nd Half: 5-12 41.7%)
 FT (1st Half: 4-7 57.1%; 2nd Half: 10-10 100.0%)

OFFICIALS: Brian O'Connell, Tony Henderson, Tim Clougherty
 TECHNICAL FOULS: None

SCORE BY PERIODS	1ST 2ND TOTAL
Clemson	29 39 68
Virginia Tech	32 33 65



2022-23 BOXSCORES

16 Jan. 7, 2023	PITTSBURGH CLEMSON		74 75								
	ATTENDANCE: 10,403										
PETERSEN EVENTS CENTER / PITTSBURGH, PA.											
CLEMSON	FG	3FG	FT	REB	PF	TP	A	TO	B	S	MIN
Schieffelin f	2-2	0-0	2-2	0-4-4	5	6	3	3	0	0	19
Tyson f	4-7	2-3	5-7	0-10-10	2	15	1	0	0	0	35
Hall c	4-11	0-1	4-5	3-7-10	1	12	1	1	1	0	28
C. Hunter g	6-14	1-3	4-4	1-4-5	3	17	3	0	0	0	32
Galloway g	4-11	3-7	1-2	0-1-1	4	12	2	2	1	1	30
Beadle	1-3	1-3	0-0	0-0-0	2	3	3	0	0	0	22
D. Hunter	0-0	0-0	0-1	0-0-0	1	0	0	0	0	0	9
Middlebrooks	2-3	0-0	2-3	1-2-3	1	6	1	1	0	0	10
Godfrey	1-1	0-0	0-0	1-0-1	4	2	0	1	0	0	8
Wiggins	1-1	0-0	0-0	0-1-1	0	2	0	0	0	0	6
TEAM				1-0-1							0
Totals	25-53	7-17	18-24	7-29-36	23	75	14	8	2	3	200
Pct.	47.2	41.2	75.0	DR: 1.0							

FG (1st Half: 14-26 53.8%; 2nd Half: 11-27 40.7%)
 3FG (1st Half: 3-9 33.3%; 2nd Half: 4-8 50.0%)
 FT (1st Half: 7-12 58.3%; 2nd Half: 11-12 91.7%)

PITTSBURGH	FG	3FG	FT	REB	PF	TP	A	TO	B	S	MIN
Hinson f	4-11	3-8	3-7	1-5-6	5	14	0	2	0	1	30
Federico c	1-3	0-0	0-0	1-3-4	4	2	0	1	2	0	25
Cummings g	3-11	0-3	2-2	0-2-2	3	8	4	1	1	1	31
Elliott g	3-6	3-4	2-2	0-3-3	0	11	2	0	1	0	32
Burton g	9-16	3-6	7-8	1-5-6	2	28	4	2	0	0	38
Sibande	1-4	1-4	0-0	1-2-3	0	3	0	0	0	0	19
G. Graham	1-1	1-1	1-2	4-1-5	4	4	1	0	0	2	12
Santos	1-5	0-3	0-0	1-4-5	1	2	0	0	0	0	12
J. Graham	0-0	0-0	2-2	0-1-1	0	2	0	0	0	0	1
TEAM				0-0-0							1
Totals	23-57	11-29	17-23	9-26-35	19	74	11	7	4	4	200
Pct.	40.4	37.9	73.9	DR: 2.0							

FG (1st Half: 11-22 39.3%; 2nd Half: 12-29 41.4%)
 3FG (1st Half: 6-16 37.5%; 2nd Half: 5-13 38.5%)
 FT (1st Half: 12-14 85.7%; 2nd Half: 5-9 55.6%)

OFFICIALS: Lee Cassell, Justin Porterfield, Greg Evans
 TECHNICAL FOULS: None

SCORE BY PERIODS	1ST	2ND	TOTAL
Clemson	38	37	75
Pittsburgh	40	34	74

17 Jan. 11, 2023	CLEMSON LOUISVILLE		83 70								
	ATTENDANCE: 7,789										
LITTLEJOHN COLISEUM / CLEMSON, S.C.											
LOUISVILLE	FG	3FG	FT	REB	PF	TP	A	TO	B	S	MIN
James f	4-10	0-2	9-11	2-3-5	4	17	1	0	0	1	35
Hunter-Hatfield f	2-5	1-2	0-0	1-3-4	3	5	1	3	0	0	17
Curry f	3-5	0-0	4-6	2-4-6	4	10	1	0	0	0	34
Lands f	2-4	2-4	0-0	0-0-0	4	6	1	1	0	0	21
Ellis g	4-16	2-4	2-3	0-3-3	2	12	5	3	0	3	40
Withers	4-6	3-3	0-0	0-1-1	2	11	0	3	1	1	21
Traynor	3-5	1-2	2-3	3-2-5	1	9	1	2	0	0	22
Miller	0-2	0-2	0-0	1-0-1	1	0	0	1	0	0	4
Payne	0-1	0-1	0-0	1-0-1	0	0	0	0	0	0	5
TEAM				1-3-4							2
Totals	22-54	9-20	17-23	11-19-30	21	70	10	15	1	5	200
Pct.	40.7	45.0	73.9	DR: 1.0							

FG (1st Half: 10-27 37.0%; 2nd Half: 12-27 44.4%)
 3FG (1st Half: 4-9 44.4%; 2nd Half: 5-11 45.5%)
 FT (1st Half: 4-6 66.7%; 2nd Half: 13-17 76.5%)

CLEMSON	FG	3FG	FT	REB	PF	TP	A	TO	B	S	MIN
Schieffelin f	3-5	1-2	1-1	0-3-3	3	8	3	2	1	1	27
Tyson f	9-14	4-7	6-9	2-9-11	1	28	0	1	0	1	35
Hall c	3-7	0-0	4-4	0-1-1	3	10	0	1	1	0	16
C. Hunter g	4-10	1-5	4-4	1-6-7	3	13	4	3	0	0	38
Galloway g	3-8	2-6	2-2	0-1-1	4	10	1	2	1	3	25
D. Hunter	0-1	0-1	0-0	0-1-1	1	0	0	0	0	0	3
Middlebrooks	2-2	0-0	2-3	0-1-1	1	6	1	1	1	0	23
Beadle	1-3	0-0	0-0	0-1-1	3	2	1	0	0	0	21
Godfrey	3-3	0-0	0-0	2-0-2	1	6	1	0	0	0	8
Wiggins	0-0	0-0	0-0	0-0-0	0	0	0	0	0	0	1
TEAM				0-1-1							1
Totals	28-53	8-21	19-23	7-26-33	20	83	11	11	4	7	200
Pct.	52.8	38.1	82.6	DR: 3.0							

FG (1st Half: 16-29 55.2%; 2nd Half: 12-24 50.0%)
 3FG (1st Half: 5-13 38.5%; 2nd Half: 3-8 37.5%)
 FT (1st Half: 3-4 75.0%; 2nd Half: 16-19 84.2%)

OFFICIALS: Bill Covington Jr., Clarence Armstrong, Jenna Reneau
 TECHNICAL FOULS: None

SCORE BY PERIODS	1ST	2ND	TOTAL
Louisville	28	42	70
Clemson	40	43	83

18 Jan. 14, 2023	CLEMSON DUKE		72 64								
	ATTENDANCE: 9,000										
LITTLEJOHN COLISEUM / CLEMSON, S.C.											
DUKE	FG	3FG	FT	REB	PF	TP	A	TO	B	S	MIN
Whitehead f	1-6	0-3	0-0	1-0-1	1	2	2	0	0	1	24
Mitchell f	4-8	0-1	0-0	2-0-2	3	8	0	1	0	1	28
Young c	3-4	0-0	4-4	1-1-2	2	10	1	1	2	1	24
Filipowski f	8-22	1-5	1-3	5-9-14	5	18	0	4	1	0	35
Proctor g	5-15	2-9	5-6	2-3-5	1	17	1	3	0	0	37
Grandison	0-2	0-0	0-0	0-3-2	2	0	1	0	0	0	17
Lively II	2-2	0-0	0-0	1-3-4	2	4	2	2	1	1	15
Blakes	1-4	0-0	3-5	1-4-5	2	5	2	0	0	0	19
TEAM				2-1-3							0
Totals	24-63	3-20	13-18	15-24-39	18	64	9	11	4	4	200
Pct.	38.1	15.0	72.2	DR: 2.0							

FG (1st Half: 14-30 46.7%; 2nd Half: 10-33 30.3%)
 3FG (1st Half: 3-8 37.5%; 2nd Half: 0-12 0.0%)
 FT (1st Half: 3-5 60.0%; 2nd Half: 10-13 76.9%)

CLEMSON	FG	3FG	FT	REB	PF	TP	A	TO	B	S	MIN
Schieffelin f	3-5	0-1	0-0	1-7-8	4	6	6	0	1	1	36
Tyson f	2-6	0-3	3-4	0-6-6	1	7	0	3	0	0	37
Hall c	10-16	1-3	5-7	2-2-4	0	26	1	2	0	1	27
C. Hunter g	1-10	0-3	3-3	1-2-3	2	5	1	2	0	0	28
Galloway g	7-14	2-6	1-1	1-3-4	3	17	2	1	0	0	34
Beadle	2-4	0-1	0-0	0-1-1	0	4	2	1	1	0	14
Middlebrooks	2-4	0-0	3-3	3-2-5	5	7	0	0	1	0	12
Godfrey	0-0	0-0	0-0	0-1-1	2	0	0	0	0	0	4
Wiggins	0-0	0-0	0-0	0-0-0	0	0	0	0	0	0	2
D. Hunter	0-0	0-0	0-0	0-0-0	0	0	0	0	0	0	5
TEAM				2-3-5							0
Totals	27-59	3-17	15-18	10-27-37	17	72	12	9	4	4	200
Pct.	45.8	17.6	83.3	DR: 1.0							

FG (1st Half: 12-29 41.4%; 2nd Half: 15-30 50.0%)
 3FG (1st Half: 2-11 18.2%; 2nd Half: 1-6 16.7%)
 FT (1st Half: 4-6 66.7%; 2nd Half: 11-12 91.7%)

OFFICIALS: Bert Smith, Brian O'Connell, Tommy Morrissey
 TECHNICAL FOULS: None

SCORE BY PERIODS	1ST	2ND	TOTAL
Duke	34	30	64
Clemson	30	42	72



2022-23 BOXSCORES

19 Jan. 17, 2023	WAKE FOREST [19] CLEMSON ATTENDANCE: 8,047	87 77
LIVM COLISEUM / WINSTON-SALEM, N.C.		
CLEMSON	FG 3FG FT REB PF TP A TO B S MIN	
Schieffelin f	1-3 0-0 0-0 2-1-3 4 2 0 1 0 1 19	
Tyson f	7-14 2-7 3-4 3-11-14 3 19 2 0 0 0 38	
Hall c	7-16 1-4 7-7 1-8-9 3 22 0 4 1 0 30	
Beadle g	3-3 0-0 2-2 0-1-1 5 8 0 2 0 1 14	
Galloway g	7-17 2-9 0-0 0-1-1 3 16 4 3 0 0 34	
D. Hunter g	0-3 0-2 0-0 0-0-0 4 0 2 0 0 1 13	
Wiggins g	3-6 3-5 1-1 1-3-4 1 10 3 0 0 1 30	
Godfrey g	0-1 0-0 0-0 1-1-2 2 0 1 1 1 0 11	
Middlebrooks g	0-3 0-0 0-0 1-1-2 1 0 1 0 0 0 10	
TEAM		
Totals	28-66 8-27 13-14 10-27-37 26 77 13 11 2 4 200	
Pct.	42.4 29.6 92.9 DR: 1.0	

FG (1st Half: 14-36 38.9%; 2nd Half: 14-30 46.7%)
 3FG (1st Half: 5-16 31.3%; 2nd Half: 3-11 27.3%)
 FT (1st Half: 5-5 100.0%; 2nd Half: 8-9 88.9%)

WAKE FOREST	FG 3FG FT REB PF TP A TO B S MIN
Carr f	7-12 1-2 3-4 2-9-11 3 18 3 0 3 0 36
Marsh c	1-1 0-0 0-0 0-1-1 4 2 0 0 0 0 17
Appleby g	6-14 2-7 10-14 0-3-3 1 24 7 3 0 5 40
Hidreth g	5-14 1-5 6-7 4-6-10 4 17 1 2 0 2 33
Monsanto g	6-10 3-7 2-2 0-3-3 1 17 1 0 0 0 28
Williamson g	2-5 2-4 0-0 1-0-1 2 6 1 0 0 0 22
Bradford g	1-3 0-0 1-6 2-3-5 3 3 0 0 0 0 17
Klintman g	0-2 0-1 0-0 1-2-3 0 0 0 0 0 0 7
TEAM	
Totals	28-61 9-26 22-33 11-28-39 18 87 13 6 3 7 200
Pct.	45.9 34.6 66.7 DR: 6.0

FG (1st Half: 15-30 50.0%; 2nd Half: 13-31 41.9%)
 3FG (1st Half: 6-12 50.0%; 2nd Half: 3-14 21.4%)
 FT (1st Half: 12-15 80.0%; 2nd Half: 10-18 55.6%)

OFFICIALS: Mike Roberts, Doug Shows, Tim Clougherty
 TECHNICAL FOULS: None

SCORE BY PERIODS	1ST	2ND	TOTAL
Clemson	38	39	77
Wake Forest	48	39	87

20 Jan. 21, 2023	[19] CLEMSON VIRGINIA TECH ATTENDANCE: 9,000	51 50
LITTLEJOHN COLISEUM / CLEMSON, S.C.		
VIRGINIA TECH	FG 3FG FT REB PF TP A TO B S MIN	
Basile f	5-10 1-3 2-3 0-8-8 2 13 1 1 1 1 27	
Mutts f	3-6 0-1 2-2 1-4-5 3 8 7 4 0 2 33	
Cattoor g	2-8 2-7 0-0 0-4-4 0 6 3 2 0 1 37	
Pedula g	2-14 1-7 2-2 1-6-7 2 7 2 3 0 4 36	
Maddox g	0-6 0-2 0-0 2-1-3 2 0 0 1 0 0 20	
Collins g	2-3 2-2 0-0 0-1-1 1 6 0 0 0 1 28	
Kidd g	4-6 0-0 2-5 0-3-3 4 10 0 1 1 0 15	
Poteat g	0-0 0-0 0-0 0-0-0 1 0 0 1 0 0 5	
TEAM		
Totals	18-53 6-22 8-12 7-27-34 15 50 13 14 2 9 200	
Pct.	34.0 27.3 66.7 DR: 1.0	

FG (1st Half: 12-28 42.9%; 2nd Half: 6-25 24.0%)
 3FG (1st Half: 4-11 36.4%; 2nd Half: 5-11 45.2%)
 FT (1st Half: 3-3 100.0%; 2nd Half: 5-9 55.6%)

CLEMSON	FG 3FG FT REB PF TP A TO B S MIN
Schieffelin f	1-6 0-2 4-4 1-3-4 3 6 1 2 1 1 30
Tyson f	4-10 2-7 2-2 0-10-10 1 12 1 3 0 1 37
Hall c	7-15 1-3 5-6 0-8-8 2 20 0 3 1 3 31
Beadle g	0-1 0-1 0-0 0-2-2 3 0 1 2 1 0 15
Galloway g	1-4 0-3 1-2 0-0-0 1 3 3 3 0 2 29
Godfrey g	2-3 0-0 0-0 1-1-2 0 4 0 1 1 0 10
Middlebrooks g	0-2 0-0 0-0 1-3-4 2 0 0 3 0 0 9
Wiggins g	0-1 0-0 0-0 0-0-0 0 0 1 0 0 2 15
D. Hunter g	3-5 0-2 0-1 0-3-3 2 6 1 0 0 1 23
TEAM	
Totals	28-61 9-26 22-33 11-28-39 18 87 13 6 3 7 200
Pct.	45.9 34.6 66.7 DR: 6.0

FG (1st Half: 9-27 33.3%; 2nd Half: 9-20 45.0%)
 3FG (1st Half: 2-9 22.2%; 2nd Half: 1-9 11.1%)
 FT (1st Half: 6-8 75.0%; 2nd Half: 6-7 85.7%)

OFFICIALS: Roger Ayers, Doug Simons, Jeff Pon
 TECHNICAL FOULS: None

SCORE BY PERIODS	1ST	2ND	TOTAL
Virginia Tech	31	19	50
Clemson	26	25	51

21 Jan. 24, 2023	[24] CLEMSON GEORGIA TECH ATTENDANCE: 6,923	72 51
LITTLEJOHN COLISEUM / CLEMSON, S.C.		
GEORGIA TECH	FG 3FG FT REB PF TP A TO B S MIN	
Moore f	2-5 1-2 3-4 3-3-6 3 8 0 2 2 0 27	
Howard c	0-2 0-0 0-0 3-0-3 3 0 0 0 0 0 11	
Coleman g	3-13 1-7 0-0 0-4-4 2 7 1 1 0 2 36	
Smith g	5-14 1-5 0-0 1-9-10 3 11 4 2 1 1 37	
Kelly g	4-12 1-6 0-0 0-2-2 0 9 1 1 0 0 30	
Franklin g	6-9 0-0 0-0 1-4-5 2 12 0 1 0 2 30	
Meka g	0-0 0-0 0-0 0-0-0 1 0 0 0 1 0 4	
Sturdivant g	2-9 0-3 0-0 1-1-2 0 4 5 3 0 0 24	
TEAM		
Totals	22-64 4-23 3-4 11-23-34 14 51 11 10 4 5 200	
Pct.	34.4 17.4 75.0 DR: 1.0	

FG (1st Half: 12-31 38.7%; 2nd Half: 10-33 30.3%)
 3FG (1st Half: 3-11 27.3%; 2nd Half: 1-12 8.3%)
 FT (1st Half: 1-2 50.0%; 2nd Half: 2-2 100.0%)

CLEMSON	FG 3FG FT REB PF TP A TO B S MIN
Schieffelin f	1-5 0-2 0-1 1-6-7 1 2 6 1 0 0 28
Tyson f	4-8 2-5 2-2 0-8-8 3 12 1 2 0 1 26
Hall c	6-12 1-3 4-4 0-7-7 2 17 2 1 1 0 26
D. Hunter g	3-5 1-1 2-2 0-1-1 1 9 2 4 0 1 36
Galloway g	5-10 3-6 1-2 0-2-2 0 14 5 1 0 0 37
Middlebrooks g	2-3 0-0 0-0 0-1-1 0 4 1 0 2 2 11
Beadle g	0-0 0-0 0-0 0-0-0 0 0 0 1 0 0 3
Wiggins g	5-7 2-3 0-0 1-1-2 0 12 0 0 0 0 18
Godfrey g	1-1 0-0 0-0 0-3-3 2 2 0 1 0 1 11
Foster g	0-0 0-0 0-0 0-0-0 0 0 0 0 0 0 1
J. Nauseef g	0-0 0-0 0-0 0-0-0 0 0 0 0 0 0 1
D. Nauseef g	0-0 0-0 0-0 0-1-1 0 0 1 0 0 0 1
TEAM	
Totals	27-51 9-20 9-11 3-30-33 9 72 18 11 3 5 200
Pct.	52.9 45.0 81.8 DR: 0.1

FG (1st Half: 13-26 50.0%; 2nd Half: 14-25 56.0%)
 3FG (1st Half: 5-10 50.0%; 2nd Half: 4-10 40.0%)
 FT (1st Half: 6-8 75.0%; 2nd Half: 3-3 100.0%)

OFFICIALS: Pat Driscoll, Brent Hampton, Justin Porterfield
 TECHNICAL FOULS: None

SCORE BY PERIODS	1ST	2ND	TOTAL
Georgia Tech	28	23	51
Clemson	37	35	72



2022-23 BOXSCORES

22 FLORIDA STATE
[24] CLEMSON
Jan. 28, 2023 ATTENDANCE: 7,956

DONALD L. TUCKER CENTER / TALLAHASSEE, FLA.

CLEMSON	FG	3FG	FT	REB	PF	TP	A	TO	B	S	MIN
Schieffelin f	0-2	0-1	0-0	1-2-3	3	0	1	2	1	1	15
Tyson f	10-17	6-12	1-2	1-6-7	2	27	1	4	0	2	40
Hall c	4-9	1-5	8-10	4-6-10	4	17	2	3	1	0	34
C. Hunter g	7-12	2-5	10-11	0-4-4	4	26	3	3	0	0	27
D. Hunter g	0-4	0-3	1-2	1-4-5	2	1	5	1	0	0	26
Godfrey	3-3	0-0	2-4	1-3-4	3	8	0	2	3	1	24
Wiggins	0-4	0-4	0-0	0-2-2	2	0	0	1	1	0	18
Middlebrooks	0-0	0-0	0-0	0-0-0	1	0	0	0	0	1	5
Beadle	1-2	1-2	0-0	0-1-1	1	3	0	2	0	0	10
TEAM				1-1-2							0
Totals	25-53	10-32	22-29	9-29-38	21	82	12	18	6	5	200
Pct.	47.2	31.3	75.9	DR: 6,0							

FG (1st Half: 11-26 42.3%; 2nd Half: 14-27 51.9%)
 3FG (1st Half: 6-18 33.3%; 2nd Half: 4-14 28.6%)
 FT (1st Half: 5-8 62.5%; 2nd Half: 17-21 81.0%)

FLORIDA STATE

FLORIDA STATE	FG	3FG	FT	REB	PF	TP	A	TO	B	S	MIN
Corhen f	4-8	0-0	1-3	3-1-4	3	9	0	2	0	2	31
Warley g	0-0	0-0	3-4	0-3-3	4	3	1	1	0	1	19
Mills g	4-10	4-7	3-4	0-3-3	4	15	3	2	0	2	26
Green Jr. g	5-11	4-9	0-0	0-4-4	3	14	5	3	0	0	37
Cleveland g	6-16	3-9	3-3	0-4-4	5	18	4	1	1	0	37
Miller	4-7	1-4	2-4	2-2-4	3	11	1	2	0	0	20
Jackson	3-9	1-1	0-0	1-0-1	2	7	2	0	0	2	19
Green	0-0	0-0	0-0	0-1-1	1	0	0	1	0	0	3
Adebisi	1-1	0-0	2-2	1-1-2	2	4	0	1	0	0	6
TEAM				0-0-1							0
Totals	27-62	13-30	14-20	7-20-27	27	81	16	13	1	6	200
Pct.	43.5	43.3	70.0	DR: 5,0							

FG (1st Half: 12-32 37.5%; 2nd Half: 15-30 50.0%)
 3FG (1st Half: 6-16 37.5%; 2nd Half: 7-14 50.0%)
 FT (1st Half: 4-5 80.0%; 2nd Half: 10-15 66.7%)

OFFICIALS: Ron Groover, Tony Chiazza, Jemel Spearman
 TECHNICAL FOULS: None

SCORE BY PERIODS

SCORE BY PERIODS	1ST	2ND	TOTAL
Clemson	33	49	82
Florida State	34	47	81

23 BOSTON COLLEGE
[20] CLEMSON
Jan. 31, 2023 ATTENDANCE: 7,956

DONALD L. TUCKER CENTER / TALLAHASSEE, FLA.

CLEMSON	FG	3FG	FT	REB	PF	TP	A	TO	B	S	MIN
Schieffelin f	1-1	0-0	0-0	0-0-0	0	2	1	4	0	0	13
Tyson f	6-13	4-7	6-6	2-6-8	3	22	1	1	0	2	37
Hall c	3-12	1-4	2-2	2-7-9	2	9	0	3	1	1	33
C. Hunter g	4-14	0-5	4-4	0-4-4	3	12	0	5	0	0	32
D. Hunter g	0-2	0-1	0-0	0-0-0	0	0	1	1	0	0	16
Beadle	1-3	0-1	0-0	0-1-1	3	2	0	1	0	0	18
Hemenway	0-1	0-1	0-0	0-1-1	0	0	0	1	0	2	15
Middlebrooks	0-3	0-0	0-0	0-2-4	0	0	0	0	1	1	7
Wiggins	1-2	1-2	0-0	0-1-1	2	3	0	0	0	0	9
Godfrey	0-1	0-0	4-4	3-5-8	2	4	1	0	2	0	20
TEAM				2-2-4							1
Totals	16-52	6-21	16-16	11-29-40	15	54	4	17	4	6	200
Pct.	30.8	28.6	100.0	DR: 0,0							

FG (1st Half: 9-24 37.5%; 2nd Half: 7-28 25.0%)
 3FG (1st Half: 3-10 30.0%; 2nd Half: 3-11 27.3%)
 FT (1st Half: 2-2 100.0%; 2nd Half: 14-14 100.0%)

BOSTON COLLEGE

BOSTON COLLEGE	FG	3FG	FT	REB	PF	TP	A	TO	B	S	MIN
Aligbe f	2-7	1-4	5-6	2-5-7	0	10	1	1	1	2	30
Post g	4-9	0-2	2-2	1-3-4	4	10	4	2	1	1	26
McGlockton f	0-2	0-0	2-2	1-1-2	3	2	1	0	0	1	17
Zackery g	6-10	1-2	0-1	1-3-4	2	13	1	4	0	0	38
Ashton-Langford g	6-16	1-4	2-2	0-1-1	2	15	2	3	1	6	33
Bickerstaff	1-3	0-0	1-2	2-5-7	3	3	2	0	1	1	20
Madsen	2-5	1-3	2-2	0-3-3	2	7	1	0	0	0	23
Kelley III	1-3	0-1	0-0	0-2-2	0	2	0	1	0	0	12
TEAM				0-2-2							0
Totals	22-55	4-16	14-17	7-25-32	16	62	12	11	4	11	200
Pct.	40.0	25.0	82.4	DR: 0,0							

FG (1st Half: 13-29 44.8%; 2nd Half: 9-26 34.6%)
 3FG (1st Half: 2-8 25.0%; 2nd Half: 2-8 25.0%)
 FT (1st Half: 2-2 100.0%; 2nd Half: 12-15 80.0%)

OFFICIALS: Lee Cassell, Brian O'Connell, Clarence Armstrong
 TECHNICAL FOULS: None

SCORE BY PERIODS

SCORE BY PERIODS	1ST	2ND	TOTAL
Clemson	23	31	54
Boston College	30	32	62

24 [20] CLEMSON
[23] MIAMI (FLA.)
Feb. 4, 2023 ATTENDANCE: 9,000

LITTLEJOHN COLISEUM / CLEMSON, S.C.

MIAMI (FLA.)	FG	3FG	FT	REB	PF	TP	A	TO	B	S	MIN
Omier f	3-4	0-0	4-7	4-3-7	2	10	0	1	0	0	27
Wong g	5-12	2-6	3-5	0-4-4	2	15	3	2	0	1	34
Miller g	5-12	2-3	0-0	2-5-7	1	12	2	2	0	2	34
Pack g	6-14	2-7	6-6	0-4-4	1	20	3	2	0	1	33
Poplar g	4-5	2-3	4-4	1-4-5	3	14	2	2	0	1	24
Walker	0-3	0-2	0-0	0-1-1	1	0	0	0	0	0	10
Joseph	0-2	0-2	0-0	0-2-2	1	0	1	1	1	1	12
Beverly	3-5	1-1	0-0	0-1-1	1	7	1	1	0	0	16
Casey	0-1	0-0	0-0	0-3-3	1	0	0	0	0	0	7
TEAM				2-2-4							0
Totals	26-58	9-24	17-22	9-29-38	13	78	12	11	1	5	200
Pct.	44.8	37.5	77.3	DR: 2,0							

FG (1st Half: 14-32 43.8%; 2nd Half: 12-26 46.2%)
 3FG (1st Half: 3-12 25.0%; 2nd Half: 6-12 50.0%)
 FT (1st Half: 4-7 57.1%; 2nd Half: 13-15 86.7%)

CLEMSON

CLEMSON	FG	3FG	FT	REB	PF	TP	A	TO	B	S	MIN
Schieffelin f	1-1	0-0	1-2	0-2-2	0	3	0	1	0	0	14
Tyson f	5-7	3-5	0-0	0-10-10	2	13	3	1	0	0	38
Hall c	8-14	1-3	2-2	1-4-5	3	19	1	2	2	1	28
C. Hunter g	3-12	0-3	0-0	0-4-4	2	6	6	2	0	0	38
Galloway g	4-11	2-6	5-5	0-0-0	1	15	4	1	0	1	33
Godfrey	2-3	0-0	0-0	1-1-2	3	4	1	0	0	0	9
D. Hunter	2-3	1-2	0-0	0-3-3	1	5	0	1	1	1	10
Hemenway	0-0	0-0	0-0	0-0-0	0	0	0	0	0	0	2
Wiggins	2-6	2-5	0-0	0-0-0	6	1	0	0	0	0	15
Beadle	1-1	1-1	0-0	0-0-0	1	3	0	0	1	0	7
TEAM				0-2-2							0
Totals	28-59	10-25	8-9	2-26-28	16	74	17	9	4	3	200
Pct.	47.5	40.0	88.9	DR: 1,0							

FG (1st Half: 12-26 46.2%; 2nd Half: 16-33 48.5%)
 3FG (1st Half: 6-12 50.0%; 2nd Half: 4-13 30.8%)
 FT (1st Half: 5-6 83.3%; 2nd Half: 3-3 100.0%)

OFFICIALS: Tim Clougherty, Keith Kimble, Earl Walton
 TECHNICAL FOULS: None

SCORE BY PERIODS

SCORE BY PERIODS	1ST	2ND	TOTAL
Miami (Fla.)	35	43	78
Clemson	35	39	74



2022-23 BOXSCORES

25 NORTH CAROLINA
Feb. 11, 2023
CLEMSON
ATTENDANCE: 21,750

91
71

DEAN E. SMITH CENTER / CHAPEL HILL, N.C.

CLEMSON	FG	3FG	FT	REB	PF	TP	A	TO	B	S	MIN
Schieffelin f	1-3	1-2	0-0	2-5	1	3	2	1	0	0	18
Tyson f	1-2	1-1	0-0	1-6	1	3	0	2	1	1	32
Hall c	7-13	2-3	2-2	1-2	3	18	0	3	0	0	25
C. Hunter g	3-16	1-8	8-8	0-4	1	15	4	2	1	0	33
Galloway g	5-8	0-2	0-0	1-2	3	10	1	2	0	1	25
Beadle	0-1	0-1	0-0	0-0	0	0	0	1	0	0	11
Wiggins	3-3	2-2	0-0	0-3	0	8	1	0	0	0	18
D. Hunter	0-1	0-0	0-0	0-0	1	0	1	0	0	0	6
Middlebrooks	2-2	0-0	4-4	0-4	4	8	1	0	0	0	14
Hemenway	1-2	0-1	0-0	0-0	0	2	1	0	0	0	4
Foster	0-0	0-0	0-0	0-0	0	0	0	0	0	0	1
J. Nauseef	0-0	0-0	0-0	0-0	0	0	0	0	0	0	1
Kelly	1-1	0-0	0-0	0-0	0	2	0	0	0	0	1
D. Nauseef	0-0	0-0	0-0	0-0	0	0	0	0	0	0	1
TEAM				0-0							1
Totals	24-53	7-20	16-18	11-23	18	71	11	13	2	3	200
Pct.	45.3	35.0	88.9	DR: 2.0							

FG (1st Half: 13-29 44.8%; 2nd Half: 11-24 45.8%)
3FG (1st Half: 5-11 45.5%; 2nd Half: 2-9 22.2%)
FT (1st Half: 2-2 100.0%; 2nd Half: 14-16 87.5%)

NORTH CAROLINA	FG	3FG	FT	REB	PF	TP	A	TO	B	S	MIN
Bacot f	8-11	0-0	3-4	5-6	11	3	19	0	3	0	31
Nance f	0-7	0-3	0-0	1-4	5	1	0	1	0	0	19
Black g	3-5	1-2	0-0	2-5	7	2	0	1	1	1	31
Love g	7-12	6-9	3-4	0-1	1	2	23	0	1	0	34
Davis g	5-12	4-10	3-4	0-2	2	3	17	3	0	0	30
Johnson	3-5	2-4	0-0	1-2	3	8	2	0	0	1	18
Dunn	2-4	1-1	0-0	0-1	1	5	3	0	0	0	10
Washington	2-4	0-1	0-0	0-1	1	4	0	0	0	0	8
Trimble	0-0	0-0	0-0	0-0	0	0	1	0	0	0	6
Styiles	0-3	0-1	0-0	1-0	1	2	0	0	0	0	5
Nickel	0-2	0-1	2-2	0-1	1	2	2	0	0	0	4
McKoy	2-2	1-1	1-1	0-0	0	6	0	0	0	0	2
Landry	0-0	0-0	0-0	0-0	0	0	0	0	0	0	1
Lebo	0-0	0-0	0-0	0-0	0	0	0	0	0	0	1
Watkins	0-0	0-0	0-0	0-0	0	0	0	0	0	0	1
Farris	0-0	0-0	0-0	0-0	0	0	0	0	0	0	1
Maye	0-0	0-0	0-0	0-0	0	0	0	0	0	0	1
TEAM				1-0							0
Totals	32-67	15-33	12-15	11-23	34	71	17	7	1	4	200
Pct.	47.8	45.5	80.0	DR: 1.1							

FG (1st Half: 15-32 46.9%; 2nd Half: 17-35 48.6%)
3FG (1st Half: 6-15 40.0%; 2nd Half: 9-18 50.0%)
FT (1st Half: 6-9 66.7%; 2nd Half: 6-6 100.0%)

OFFICIALS: Ted Valentine, Clarence Armstrong, Jemel Spearman
TECHNICAL FOULS: None

SCORE BY PERIODS	1ST	2ND	TOTAL
Clemson	33	38	71
North Carolina	42	49	91

26 CLEMSON
Feb. 15, 2023
FLORIDA STATE
ATTENDANCE: 6,458

94
54

LITTLEJOHN COLISEUM / CLEMSON, S.C.

FLORIDA STATE	FG	3FG	FT	REB	PF	TP	A	TO	B	S	MIN
Corhen f	3-4	2-2	0-0	0-1	1	2	8	0	1	0	21
Miller f	4-6	3-4	1-2	0-6	6	1	12	2	3	1	28
Warley g	2-5	1-2	1-3	2-1	3	2	6	3	3	0	27
Mills g	3-9	0-2	0-0	0-2	1	6	3	2	0	1	32
Green Jr. g	4-10	1-3	0-0	0-2	2	9	2	2	0	1	35
Jackson	1-5	0-2	1-1	1-0	1	2	3	1	1	0	14
House	1-3	0-0	0-1	1-1	1	3	0	0	0	1	12
McLeod	0-1	0-0	0-0	0-1	1	0	0	0	1	0	8
Green	1-1	0-0	0-2	0-0	0	3	2	0	1	1	0
Spainhour	1-2	1-2	0-0	0-0	0	3	0	0	0	0	7
Yates	0-0	0-0	0-0	0-0	1	0	0	0	0	0	3
Adebisi	1-1	0-0	0-0	0-0	0	2	0	0	0	0	3
Morris	0-1	0-0	0-0	0-1	0	0	0	1	0	0	2
Thorpe	0-0	0-0	0-0	0-0	0	0	0	0	0	0	2
TEAM				0-2							1
Totals	21-49	9-20	3-8	3-17	20	16	54	11	16	2	200
Pct.	42.9	45.0	37.5	DR: 3.0							

FG (1st Half: 10-22 45.5%; 2nd Half: 11-27 40.7%)
3FG (1st Half: 3-6 50.0%; 2nd Half: 6-14 42.9%)
FT (1st Half: 3-6 50.0%; 2nd Half: 0-2 0.0%)

CLEMSON	FG	3FG	FT	REB	PF	TP	A	TO	B	S	MIN
Schieffelin f	1-2	0-0	1-1	0-2	2	3	4	0	0	0	17
Tyson f	3-7	1-5	3-4	1-7	8	1	10	0	1	0	26
Hall c	8-10	4-4	0-0	2-4	6	2	20	1	0	0	22
C. Hunter g	7-9	2-3	2-2	0-1	1	2	18	6	1	0	28
Galloway g	2-6	1-4	2-2	0-1	1	7	2	1	0	0	18
D. Hunter	2-3	0-1	0-0	0-3	2	4	2	1	0	1	7
Hemenway	1-3	1-2	0-0	0-1	0	3	0	2	1	0	17
Wiggins	3-5	2-3	1-2	0-3	0	9	1	1	0	0	15
Beadle	4-6	1-2	1-2	0-0	1	10	2	1	0	1	19
Godfrey	2-4	0-0	2-2	0-3	1	6	0	2	1	0	13
Foster	0-1	0-1	0-2	0-0	1	0	0	0	0	0	2
Kelly	1-1	0-0	0-0	0-0	0	2	0	0	0	0	2
Nauseef	0-0	0-0	0-0	0-1	1	0	0	0	0	0	2
TEAM				0-0							0
Totals	35-58	12-25	12-17	7-27	34	16	94	18	9	1	4
Pct.	60.3	48.0	70.6	DR: 4.0							

FG (1st Half: 18-30 60.0%; 2nd Half: 17-28 60.7%)
3FG (1st Half: 4-10 40.0%; 2nd Half: 8-15 53.3%)
FT (1st Half: 7-7 100.0%; 2nd Half: 5-10 50.0%)

OFFICIALS: Lee Cassell, Doug Shows, Brian O'Connell
TECHNICAL FOULS: None

SCORE BY PERIODS	1ST	2ND	TOTAL
Florida State	26	28	54
Clemson	47	47	94

27 LOUISVILLE
Feb. 18, 2023
CLEMSON
ATTENDANCE: 6,458

83
73

KFC YUM! CENTER / LOUISVILLE, KY.

CLEMSON	FG	3FG	FT	REB	PF	TP	A	TO	B	S	MIN
Schieffelin f	0-4	0-0	2-2	2-1	3	2	2	1	1	0	0
Tyson f	5-14	2-9	0-0	1-3	4	12	1	0	0	1	35
Hall c	12-21	1-5	3-5	3-5	4	28	0	0	0	0	30
C. Hunter g	7-13	1-2	0-2	0-5	4	15	6	2	0	1	36
Galloway g	5-10	0-4	6-6	0-0	3	16	2	1	0	3	37
Middlebrooks	0-0	0-0	0-0	1-2	3	0	0	0	1	1	8
Wiggins	0-1	0-1	0-0	0-0	1	0	1	0	0	0	13
D. Hunter	0-1	0-1	0-0	0-0	0	0	0	0	0	0	3
Beadle	0-0	0-0	0-0	0-0	1	0	0	0	0	0	1
Godfrey	0-2	0-1	0-0	1-2	0	0	1	1	1	1	11
Hemenway	0-1	0-1	0-0	0-1	1	0	0	0	0	0	3
TEAM				0-0							0
Totals	29-67	4-24	11-15	8-18	26	73	12	5	2	7	200
Pct.	43.3	16.7	73.3	DR: 3.0							

FG (1st Half: 13-32 40.6%; 2nd Half: 16-35 45.7%)
3FG (1st Half: 2-11 18.2%; 2nd Half: 2-13 15.4%)
FT (1st Half: 8-9 88.9%; 2nd Half: 3-6 50.0%)

LOUISVILLE	FG	3FG	FT	REB	PF	TP	A	TO	B	S	MIN
James f	3-7	0-3	7-7	0-4	4	3	13	0	0	0	32
Traynor f	5-9	2-4	4-4	1-8	9	16	1	1	4	0	34
Curry f	2-2	0-0	0-0	0-2	3	4	0	4	0	1	15
Withers f	3-6	0-0	2-2	1-8	2	8	2	2	0	2	32
Ellis g	9-15	3-6	7-9	1-4	5	28	1	4	0	0	39
Huntley-Hatfield	3-7	0-1	2-2	2-2	2	8	0	1	0	0	22
Lands	1-4	0-2	2-2	0-1	1	2	4	4	0	0	22
Wheeler	0-1	0-0	0-0	0-0	0	0	0	0	0	0	1
Miller	0-0	0-0	2-2	0-0	0	2	1	0	0	0	3
TEAM				1-3							2
Totals	26-51	5-16	26-28	6-31	37	13	83	9	14	4	3
Pct.	51.0	31.3	92.9	DR: 3.0							

FG (1st Half: 13-26 50.0%; 2nd Half: 13-25 52.0%)
3FG (1st Half: 4-8 50.0%; 2nd Half: 1-8 12.5%)
FT (1st Half: 9-9 100.0%; 2nd Half: 17-19 89.5%)

2022-23 BOXSCORES

28
Feb. 22, 2023

CLEMSON SYRACUSE
ATTENDANCE: 7,149
LITTLEJOHN COLISEUM / CLEMSON, S.C.

SYRACUSE	FG	3FG	FT	REB	PF	TP	A	TO	B	S	MIN
Bell f	2-4	1-1	2-2	0-3-3	1	7	0	1	0	0	18
Brown f	1-2	0-0	3-4	2-0-2	0	5	0	1	1	0	16
Edwards c	5-8	0-0	2-3	4-6-10	3	12	2	2	1	1	36
Mintz g	8-15	4-4	3-5	0-4-4	2	23	1	3	0	0	37
Girard III g	4-10	2-6	1-1	0-2-2	0	11	0	3	0	0	30
Copeland f	1-3	0-1	0-0	0-0-0	3	2	1	1	0	0	11
Williams	4-8	0-3	1-2	0-2-2	1	9	1	0	0	1	26
Taylor	1-2	0-1	0-0	0-1-1	0	2	0	0	1	0	11
Hima	0-0	0-0	0-0	0-0-0	2	0	0	0	0	0	4
Torrence	1-5	0-2	0-0	0-3-3	1	2	4	0	0	1	10
TEAM				1-0-1							0
Totals	27-57	7-18	12-17	7-21-28	13	73	9	11	3	3	200
Pct.	47.4	38.9	70.6	DR: 2.0							

FG (1st Half: 10-26 38.5%; 2nd Half: 17-31 54.8%)
 3FG (1st Half: 4-9 44.4%; 2nd Half: 3-9 33.3%)
 FT (1st Half: 8-11 72.7%; 2nd Half: 4-6 66.7%)

CLEMSON	FG	3FG	FT	REB	PF	TP	A	TO	B	S	MIN
Schieffelin f	5-8	0-0	0-3	6-2-8	0	10	6	2	0	1	30
Tyson f	10-16	6-12	3-3	2-8-10	1	29	1	0	0	1	34
Hall c	8-11	0-2	0-1	2-3-5	2	16	3	0	1	1	31
C. Hunter g	4-9	4-9	1-2	0-3-3	0	13	11	2	0	1	31
Galloway g	4-10	3-8	4-4	0-4-4	3	15	0	2	0	0	23
Hemenway	1-4	1-4	0-0	0-1-1	2	3	1	0	0	1	11
Middlebrooks	1-1	0-0	1-2	1-0-1	3	3	0	0	0	1	9
D. Hunter	0-0	0-0	0-0	0-2-2	2	0	4	1	0	1	11
Godfrey	1-1	0-0	0-0	0-2-2	0	2	0	0	0	0	4
Wiggins	0-3	0-0	0-0	0-0-0	1	0	1	0	0	0	9
Beadle	0-2	0-1	0-0	0-1-1	1	0	1	0	0	0	5
TEAM				1-0-1							0
Totals	34-65	14-36	9-15	12-26-38	15	91	28	7	1	7	200
Pct.	52.3	38.9	60.0	DR: 4.0							

FG (1st Half: 18-35 51.4%; 2nd Half: 16-30 53.3%)
 3FG (1st Half: 8-20 40.0%; 2nd Half: 6-16 37.5%)
 FT (1st Half: 1-2 50.0%; 2nd Half: 8-13 61.5%)

OFFICIALS: Ted Valentine, Bert Smith, Raymond Styons
 TECHNICAL FOULS: None

SCORE BY PERIODS	1ST	2ND	TOTAL
Syracuse	32	41	73
Clemson	45	46	91

29
Feb. 25, 2023

NC STATE CLEMSON
ATTENDANCE: 19,500
PNC ARENA / RALEIGH, N.C.

CLEMSON	FG	3FG	FT	REB	PF	TP	A	TO	B	S	MIN
Schieffelin f	3-6	0-1	0-0	3-1-4	4	6	0	2	0	0	25
Tyson f	4-7	2-4	2-2	0-11-11	1	12	2	1	0	0	35
Hall c	9-11	2-3	0-1	1-4-5	3	20	1	0	1	0	21
C. Hunter g	5-13	2-5	3-5	0-2-2	2	15	3	2	0	2	28
Galloway g	7-9	4-5	10-10	0-2-2	3	28	3	1	0	1	35
Godfrey	3-7	0-1	0-0	2-3-5	0	6	0	0	0	0	17
D. Hunter	1-1	0-0	1-2	0-1-1	2	3	0	3	0	1	18
Middlebrooks	1-1	0-0	2-2	0-3-3	4	4	0	0	0	0	8
Beadle	1-2	0-0	0-0	0-1-1	0	2	0	2	0	0	10
Wiggins	0-0	0-0	0-0	0-0-0	1	0	0	0	0	0	2
TEAM				1-1-2							0
Totals	34-57	10-19	18-22	7-29-36	20	96	9	11	1	4	200
Pct.	59.6	52.6	81.8	DR: 1.0							

FG (1st Half: 18-29 62.1%; 2nd Half: 16-28 57.1%)
 3FG (1st Half: 8-14 57.1%; 2nd Half: 2-5 40.0%)
 FT (1st Half: 10-11 90.9%; 2nd Half: 8-11 72.7%)

NC STATE	FG	3FG	FT	REB	PF	TP	A	TO	B	S	MIN
Gantt f	1-2	0-0	2-2	3-3-6	3	4	0	2	0	1	24
Burns Jr. f	11-18	0-0	2-6	2-4-6	3	24	0	2	2	0	31
Smith g	3-15	2-9	2-2	0-3-4	10	5	0	0	1	1	28
Joiner g	4-14	3-8	5-5	0-5-5	1	16	4	3	0	1	37
Morsell g	3-6	3-6	2-2	1-1-2	1	11	0	2	0	0	35
Ross	2-3	0-0	0-0	3-1-4	5	4	0	0	1	1	16
Dowuona	0-0	0-0	0-0	0-1-1	1	0	0	0	0	1	9
Thomas	0-0	0-0	0-3	1-1-2	0	0	0	1	0	1	16
Pass	1-1	0-0	0-0	0-0-0	0	2	0	0	0	0	2
Graham	0-1	0-1	0-0	0-0-0	0	0	0	0	0	0	1
TEAM				1-0-1							0
Totals	25-60	8-24	13-20	11-19-30	19	71	9	10	3	6	200
Pct.	41.7	33.3	65.0	DR: 2.0							

FG (1st Half: 12-32 37.5%; 2nd Half: 13-28 46.4%)
 3FG (1st Half: 4-15 26.7%; 2nd Half: 4-9 44.4%)
 FT (1st Half: 1-3 33.3%; 2nd Half: 12-17 70.6%)

OFFICIALS: Jeffrey Anderson, Jeb Hartness, Lamar Simpson
 TECHNICAL FOULS: NC State Head Coach (16:07, 1st Half); Greg Gantt (5:38, 1st Half); Hunter Tyson (5:38, 1st Half); Ian Schieffelin (5:35, 2nd Half)

SCORE BY PERIODS	1ST	2ND	TOTAL
Clemson	54	42	96
NC State	29	42	71

30
Feb. 28, 2023

NO. 13/12 VIRGINIA CLEMSON
ATTENDANCE: 19,500
JOHN PAUL JONES ARENA / CHARLOTTESVILLE, VA.

CLEMSON	FG	3FG	FT	REB	PF	TP	A	TO	B	S	MIN
Schieffelin f	1-2	0-1	2-2	0-1-1	1	4	1	1	0	0	16
Tyson f	6-16	3-11	2-2	0-9-9	3	17	2	0	0	1	37
Hall f	9-13	1-2	0-0	3-6-9	3	19	1	2	0	0	31
C. Hunter g	3-10	1-4	0-1	0-5-5	4	7	3	0	1	1	36
Galloway g	1-7	1-2	0-0	0-3-3	1	3	1	3	0	0	31
Godfrey	0-1	0-0	0-0	1-0-1	1	0	0	0	0	0	3
D. Hunter	0-0	0-0	0-0	0-0-0	1	0	0	1	0	0	2
Middlebrooks	0-0	0-0	0-0	1-0-1	1	0	1	1	1	1	8
Hemenway	1-2	1-1	0-0	0-0-0	0	3	0	1	1	0	17
Beadle	2-4	0-1	0-0	1-0-1	2	4	2	2	1	0	15
Wiggins	0-0	0-0	0-0	0-0-0	0	0	0	0	0	0	1
TEAM				1-1-2							0
Totals	23-55	7-22	4-5	7-25-32	17	57	11	11	3	4	200
Pct.	41.8	31.8	80.0	DR: 0.0							

FG (1st Half: 9-28 32.1%; 2nd Half: 14-27 51.9%)
 3FG (1st Half: 3-12 25.0%; 2nd Half: 4-10 40.0%)
 FT (1st Half: 2-3 66.7%; 2nd Half: 2-2 100.0%)

VIRGINIA	FG	3FG	FT	REB	PF	TP	A	TO	B	S	MIN
Gardner f	5-13	0-0	2-3	2-7-9	0	12	1	1	0	1	32
Vander Plas f	2-5	0-2	0-4	3-4-7	2	4	0	0	0	0	21
Clark g	0-7	0-5	5-6	0-0-0	0	5	6	1	1	2	34
Beekman g	3-7	1-2	0-0	0-3-3	0	7	8	1	2	4	36
Franklin g	5-11	2-6	0-0	1-3-4	1	12	0	1	0	1	30
Dunn	3-3	1-1	3-4	3-2-5	2	10	0	1	1	1	18
McKneely	4-6	1-2	3-3	0-1-1	1	12	0	1	0	0	16
Caffaro	0-0	0-0	2-2	1-2-3	4	2	1	2	0	0	8
Murray	0-2	0-1	0-0	0-2-2	0	0	0	0	0	0	4
TEAM				2-2-4							0
Totals	22-54	5-19	15-22	12-26-38	10	64	16	8	4	10	200
Pct.	40.7	26.3	68.2	DR: 2.0							

FG (1st Half: 10-28 35.7%; 2nd Half: 12-26 46.2%)
 3FG (1st Half: 3-12 25.0%; 2nd Half: 2-7 28.6%)
 FT (1st Half: 5-6 83.3%; 2nd Half: 10-16 62.5%)

OFFICIALS: Ron Groover, Doug Simons, Pat Driscoll
 TECHNICAL FOULS: None

SCORE BY PERIODS	1ST	2ND	TOTAL
Clemson	23	34	57
Virginia	28	36	64



2022-23 BOXSCORES

31	CLEMSON	87									
March 4, 2023	NOTRE DAME	64									
ATTENDANCE: 9,000											
LITTLEJOHN COLISEUM / CLEMSON, S.C.											
NOTRE DAME	FG	3FG	FT	REB	PF	TP	A	TO	B	S	MIN
Lubin f	1-5	0-0	0-0	0-0-0	3	2	0	0	0	1	15
Lazewski f	4-9	1-4	3-6	3-6-9	1	12	0	2	0	0	27
Wertz g	2-7	1-3	2-2	0-1-1	1	7	4	0	0	0	29
Ryan g	7-18	2-10	3-3	0-2-2	2	19	2	2	0	0	32
Goodwin g	1-5	1-3	0-0	0-5-5	0	3	2	0	0	0	30
Hammond	3-10	3-6	0-0	1-1-2	0	9	3	1	0	0	32
Zona	3-6	2-3	2-2	0-5-5	1	10	1	1	0	0	18
Carmody	0-0	0-0	1-2	0-1-1	2	1	0	1	0	0	5
Campbell	0-0	0-0	1-3	1-1-2	0	1	0	0	0	0	6
Wade	0-1	0-0	0-0	0-0-0	1	0	1	0	0	0	2
Sanders Jr.	0-0	0-0	0-0	0-0-0	0	0	0	0	0	0	1
TEAM				3-1-4							0
Totals	21-61	10-29	12-18	8-23-31	11	64	13	8	0	5	200
Pct.	34.4	34.5	66.7	DR: 1.0							

FG (1st Half: 10-32 31.3%; 2nd Half: 11-29 37.9%)
 3FG (1st Half: 4-15 26.7%; 2nd Half: 6-14 42.9%)
 FT (1st Half: 5-7 71.4%; 2nd Half: 7-11 63.6%)

CLEMSON	FG	3FG	FT	REB	PF	TP	A	TO	B	S	MIN
Schieffelin f	7-7	1-1	1-2	2-4-6	2	16	2	1	2	0	20
Tyson f	5-11	4-10	2-4	1-12-13	1	16	2	0	0	0	33
Hall c	5-13	0-1	5-5	2-5-7	1	15	2	0	4	1	24
C. Hunter g	5-11	4-8	0-0	0-5-5	2	14	7	0	0	0	33
Galloway g	5-8	3-5	0-0	0-3-3	2	13	1	2	0	0	25
Godfrey	0-2	0-0	0-0	1-1-2	2	0	0	0	0	0	9
Middlebrooks	1-2	0-0	3-4	2-0-2	2	5	0	1	0	0	14
Wiggins	1-3	0-2	0-0	0-2-2	1	2	0	0	0	0	5
D. Hunter	0-0	0-0	0-0	0-0-0	0	0	0	0	0	0	7
Beadle	0-1	0-0	0-0	0-2-2	1	0	0	0	0	0	4
Foster	0-0	0-0	0-0	0-0-0	0	0	0	0	0	0	2
J. Nauseef	0-1	0-1	1-2	0-0-0	0	1	1	0	0	0	2
Kelly	0-0	0-0	0-0	0-0-0	0	0	0	0	0	0	1
D. Nauseef	1-1	0-0	0-0	0-1-1	1	2	0	1	0	1	2
TEAM				0-1-1							0
Totals	31-61	13-29	12-17	8-37-45	17	87	15	8	7	3	200
Pct.	50.8	44.8	70.6	DR: 4.0							

FG (1st Half: 17-30 56.7%; 2nd Half: 14-31 45.2%)
 3FG (1st Half: 8-15 53.3%; 2nd Half: 5-14 35.7%)
 FT (1st Half: 6-8 75.0%; 2nd Half: 6-9 66.7%)

OFFICIALS: Mike Roberts, Justin Porterfield, Mike Palau
 TECHNICAL FOULS: None

SCORE BY PERIODS	1ST	2ND	TOTAL
Notre Dame	29	35	64
Clemson	49	39	87

32	CLEMSON	80									
March 9, 2023	NC STATE	54									
ATTENDANCE: 17,722											
GREENSBORO COLISEUM / GREENSBORO, N.C.											
NC STATE	FG	3FG	FT	REB	PF	TP	A	TO	B	S	MIN
Burns Jr. f	6-11	0-0	0-0	0-2-2	4	12	1	3	1	0	23
Smith g	5-18	0-3	1-3	0-3-3	2	11	1	4	0	0	31
Joiner g	3-12	2-5	2-2	1-1-2	2	10	3	1	0	2	36
Clark g	4-8	2-6	0-0	2-5-7	1	10	3	2	0	4	30
Morsell g	2-5	1-4	2-2	0-3-3	1	7	0	0	0	0	37
Downum	0-0	0-0	0-0	1-6-7	2	0	0	0	1	0	17
Pass	1-3	0-1	0-0	0-1-1	1	2	0	2	0	0	12
Ross	0-2	0-1	2-2	2-0-2	3	2	0	0	0	0	10
Thomas	0-1	0-0	0-0	0-0-0	0	0	0	0	0	1	2
TEAM				1-0-1							0
Totals	21-60	5-20	7-9	7-21-28	16	54	8	12	2	7	200
Pct.	35.0	25.0	77.8	DR: 1.0							

FG (1st Half: 14-32 43.8%; 2nd Half: 7-28 25.0%)
 3FG (1st Half: 5-10 50.0%; 2nd Half: 0-10 0.0%)
 FT (1st Half: 3-3 100.0%; 2nd Half: 4-6 66.7%)

CLEMSON	FG	3FG	FT	REB	PF	TP	A	TO	B	S	MIN
Schieffelin f	6-8	3-3	0-0	1-5-6	0	15	1	1	0	0	30
Tyson f	2-7	2-6	4-4	1-11-12	0	10	1	0	1	1	35
Hall c	5-9	3-4	2-2	1-1-2	3	15	2	4	1	1	18
C. Hunter g	5-12	1-4	0-0	0-3-3	1	11	9	3	0	0	33
Galloway g	3-6	1-3	2-2	1-2-3	3	9	0	0	0	2	17
Beadle	0-1	0-1	0-0	0-0-1	0	0	0	2	0	0	10
Godfrey	2-3	0-0	0-0	1-1-2	1	4	1	0	0	0	8
Middlebrooks	2-5	0-1	4-6	1-4-5	3	8	1	0	1	0	22
D. Hunter	3-4	1-1	1-2	1-2-3	0	8	2	1	0	1	19
Wiggins	0-1	0-1	0-0	0-1-1	0	0	0	0	0	0	7
Foster	0-0	0-0	0-0	0-0-0	0	0	0	0	0	0	1
J. Nauseef	0-0	0-0	0-0	0-0-0	0	0	0	0	0	0	1
Kelly	0-0	0-0	0-0	0-0-0	0	0	0	0	0	0	1
D. Nauseef	0-0	0-0	0-0	0-0-0	0	0	0	0	0	0	1
TEAM				1-3-4							1
Totals	28-56	11-24	13-16	8-33-41	12	80	16	13	2	6	200
Pct.	50.0	45.8	81.3	DR: 2.0							

FG (1st Half: 14-26 53.8%; 2nd Half: 14-30 46.7%)
 3FG (1st Half: 6-12 50.0%; 2nd Half: 5-12 41.7%)
 FT (1st Half: 5-8 62.5%; 2nd Half: 8-8 100.0%)

OFFICIALS: Roger Ayers, AJ Desai, Ted Valentine
 TECHNICAL FOULS: None

SCORE BY PERIODS	1ST	2ND	TOTAL
NC State	36	18	54
Clemson	39	41	80

33	VIRGINIA	76									
March 10, 2023	CLEMSON	56									
ATTENDANCE: N/A											
GREENSBORO COLISEUM / GREENSBORO, N.C.											
CLEMSON	FG	3FG	FT	REB	PF	TP	A	TO	B	S	MIN
Schieffelin f	1-1	0-0	2-4	2-4-6	0	4	2	3	1	0	23
Tyson f	5-9	4-8	1-2	1-5-6	3	15	0	2	1	1	34
Hall c	4-12	0-2	5-6	3-7-10	4	13	1	3	2	0	31
C. Hunter g	2-9	0-4	1-1	1-2-3	3	5	2	1	0	0	34
Galloway g	4-14	2-7	2-3	2-0-2	0	12	2	0	0	0	28
Beadle	0-0	0-0	0-0	0-0-0	0	0	0	0	0	0	7
Middlebrooks	0-1	0-0	0-0	0-1-1	2	0	1	1	0	0	9
Godfrey	2-3	0-0	0-0	1-3-4	2	4	0	2	2	0	14
D. Hunter	1-3	1-1	0-0	0-2-2	1	3	1	0	0	1	15
Wiggins	0-1	0-1	0-0	0-0-0	0	0	0	0	0	0	4
TEAM				1-0-1							0
Totals	19-53	7-23	11-16	11-24-35	16	56	9	12	6	3	200
Pct.	35.8	30.4	68.8	DR: 1.0							

FG (1st Half: 9-25 36.0%; 2nd Half: 10-28 35.7%)
 3FG (1st Half: 4-12 33.3%; 2nd Half: 3-11 27.3%)
 FT (1st Half: 3-5 60.0%; 2nd Half: 8-11 72.7%)

VIRGINIA	FG	3FG	FT	REB	PF	TP	A	TO	B	S	MIN
Gardner f	10-15	0-0	3-5	5-7-12	2	23	2	0	0	1	30
Caffaro c	2-2	0-0	0-2	0-2-2	3	4	2	1	0	0	11
Clark g	4-8	3-6	2-2	1-2-3	0	13	4	1	0	1	31
Beekman g	2-8	0-1	0-0	1-2-3	0	4	7	3	0	1	36
Franklin g	6-14	1-4	3-4	3-0-3	1	16	2	0	0	2	28
Dunn	0-1	0-0	0-0	0-5-5	1	0	0	0	2	0	21
McKneely	1-4	1-3	0-0	0-1-1	4	3	1	0	0	0	15
Shedrick	3-5	0-1	2-3	1-6-7	5	8	0	0	1	1	17
Murray	2-2	1-1	0-0	0-1-1	0	5	0	0	0	0	7
Coleman	0-1	0-1	0-0	0-1-1	0	0	0	0	0	0	1
TEAM				0-0-0							1
Totals	30-60	6-17	10-16	11-27-38	16	76	18	6	3	6	200
Pct.	50.0	35.3	62.5	DR: 1.0							

FG (1st Half: 16-32 50.0%; 2nd Half: 14-28 50.0%)
 3FG (1st Half: 3-9 33.3%; 2nd Half: 3-8 37.5%)
 FT (1st Half: 2-6 33.3%; 2nd Half: 8-10 80.0%)

OFFICIALS: Lee Cassell, Ron Groover, Jamie Luckie
 TECHNICAL FOULS: None

SCORE BY PERIODS	1ST	2ND	TOTAL
Clemson	25	31	56
Virginia	37	39	76

HISTORY & RECORDS



DEMONTEZ STITT

A THIRD-TEAM ALL-ACC PERFORMER AS A SENIOR IN 2011, STITT IS THE ONLY TIGER TO START ON FOUR NCAA TOURNAMENT TEAMS. STITT PASSED AWAY SUDDENLY AT THE AGE OF 27 ON JULY 12, 2016. STITT WAS AWARDED HIS POSTHUMOUS DEGREE IN MAY 2018.

INDIVIDUAL RECORDS

MOST POINTS

Game		
Overall:	58	(29 FG, 0 FT) by James Erwin vs. Butler Guards, Feb. 9, 1912
	50	by J.W. Stribling vs. Erskine, Feb. 17, 1916
	46	(17 FG, 12 FT) by Bill Yarborough vs. South Carolina, Jan. 18, 1955
	46	(19 FG, 8 FT) by Butch Zatezalo vs. Wake Forest, Feb. 18, 1969
In Fike Fieldhouse:	46	(17 FG, 12 FT) by Bill Yarborough vs. South Carolina, Jan. 18, 1955
In Littlejohn Coliseum:	43	by Will Solomon vs. Virginia, Jan. 15, 2000
Away:	46	(19 FG, 8 FT) by Butch Zatezalo vs. Wake Forest, Feb. 18, 1969
At Neutral Site:	43	by Butch Zatezalo vs. NC State (at Charlotte, NC), Feb. 14, 1970
By a Freshman:	38	by Skip Wise vs. Pennsylvania, Nov. 30, 1974
By a Sophomore:	46	(17 FG, 12 FT) by Bill Yarborough vs. South Carolina, Jan. 18, 1955
By a Junior:	46	(19 FG, 8 FT) by Butch Zatezalo vs. Wake Forest, Feb. 18, 1969
By a Senior:	58	(29 FG, 0 FT) by James Erwin vs. Butler Guards, Feb. 9, 1912
vs. ACC Team:	46	(17 FG, 12 FT) by Bill Yarborough vs. South Carolina, Jan. 18, 1955
	46	(19 FG, 8 FT) by Butch Zatezalo vs. Wake Forest, Feb. 18, 1969
By a Non-Starter:	34	(9 FG, 8 3-Pt FG, 8 FT) by David Young vs. Wake Forest, Jan. 12, 1991
By a Guard:	46	(17 FG, 12 FT) by Bill Yarborough vs. South Carolina, Jan. 18, 1955
	46	(19 FG, 8 FT) by Butch Zatezalo vs. Wake Forest, Feb. 18, 1969
By a Center:	58	(29 FG, 0 FT) by James Erwin vs. Butler Guards, Feb. 9, 1912
By a Forward:	37	by Garry Helms vs. Georgia Tech, Feb. 22, 1966
In Season Opener:	34	by Bill Yarborough vs. Presbyterian, Dec. 1, 1955
Player's First Game:	33	by Van Gregg vs. Georgia Tech, Nov. 28, 1972
Day:	80	by James Erwin (scored 22 vs. Furman and 58 vs. Butler Guards), Feb. 9, 1912
Overtime:	12	by Terrence Oglesby vs. Florida State, Jan. 12, 2008
Season:	651	(247 FG, 157 FT) by Bill Yarborough, 1954-55
	651	(*256 FG, 138 FT) by Horace Grant, 1986-87
Career:	1,880	(*754 FG, 369 FT) by Elden Campbell, 1986-90

* - includes one three-point goal; \$ - double overtime game

BEST SCORING AVERAGE

Season:	28.3	by Bill Yarborough, 1954-55 (651 points in 23 games)
Season/Non-Starter:	14.4	by Devin Gray, 1993-94
Career:	23.48	by Butch Zatezalo, 1967-70 (1,761 points in 75 games)

POINTS PER MINUTE

Game (Min. 15 Pts.):	3.00	(18 in 6 Min.) by Gabe DeVoe vs. NC State, March 3, 2015
Season*:	.661	(645 in 976 Min.) by Butch Zatezalo, 1968-69
Career:	.617	(1766 in 2864 Min.) by Butch Zatezalo, 1967-70

* - minutes played unavailable for 1954-55 when Bill Yarborough averaged 28.3 points per game. If he averaged 40 minutes a game, he would have a .713 figure.

DOUBLE-FIGURE SCORING GAMES

Season:	32	by Terrell McIntyre, 1998-99 (35 games)
Every Game:	30-30	by Will Solomon, 1999-00
	24-24	by Butch Zatezalo, 1969-70
	23-23	by Bill Yarborough, 1954-55
Consecutive Games:	52	by Will Solomon (all 30 of 1999-2000 and first 22 of 2000-01)
Career:	97	by Elden Campbell, 1986-90
		by Greg Buckner, 1994-98
		by Terrell McIntyre, 1995-99
% of Games Played:	.933	(70-75) by Butch Zatezalo, 1967-70


20-POINT GAMES

Season:	22	by Bill Yarborough, 1954-55
% of Games Played:	.957	(22-23) by Bill Yarborough, 1954-55
Consecutive Games:	19	by Bill Yarborough (last three of 1953-54 and first 16 of 1954-55)
Career:	52	by Butch Zatezalo, 1967-70
% of Games Played:	.693	(52-75) by Butch Zatezalo, 1967-70
By a Freshman:	12	by Skip Wise, 1974-75

30-POINT GAMES

Season:	9	by Bill Yarborough, 1954-55
% of Games Played:	.391	(9-23) by Bill Yarborough, 1954-55
Consecutive:	2	by many players, many times

58.....	James Erwin vs. Butler Guards, Feb. 9, 1912
50.....	J.W. Stribling vs. Erskine, Feb. 17, 1916
31.....	Julian Robertson vs. Piedmont, Feb. 15, 1919
30.....	James Erwin vs. Wofford, Mar. 9, 1912
27.....	Banks McFadden vs. South Carolina, Feb. 19, 1938
25.....	James Erwin vs. Atlanta Agriculture, Jan. 31, 1914
25.....	Eddis Freeman vs. Presbyterian, Feb. 2, 1945
24.....	Dude Buchanan vs. The Citadel, Feb. 21, 1941
24.....	Marion Craig vs. Wake Forest, Jan. 12, 1943
22.....	James Erwin vs. Furman, Feb. 9, 1912
22.....	Caughman vs. Furman, Jan. 10, 1914
22.....	Alex Swails vs. Georgia Tech, Jan. 12, 1935
22.....	Alex Swails vs. Furman, Feb. 7, 1935
22.....	Banks McFadden vs. Presbyterian, Jan. 8, 1938
22.....	Banks McFadden vs. Furman, Jan. 12, 1940
22.....	Banks McFadden vs. The Citadel, Feb. 23, 1940
22.....	Dude Buchanan vs. North Carolina, Feb. 10, 1941
21.....	Ted Simons vs. Royal Athletic Club, Dec. 15, 1932
21.....	Banks McFadden vs. Wake Forest, Feb. 16, 1938
21.....	Banks McFadden vs. The Citadel, Feb. 20, 1939
21.....	Dude Buchanan vs. NC State, Jan. 13, 1940
21.....	Butch Butler vs. George Washington, Jan. 14, 1941
21.....	Marion Craig vs. Georgia Tech, Jan. 22, 1941
21.....	Marion Craig vs. Furman, Feb. 14, 1941
21.....	Marion Craig vs. Wake Forest, Jan. 14, 1942
21.....	Walt Sears vs. Furman, Feb. 10, 1942
21.....	Marion Craig vs. The Citadel, Feb. 24, 1943
21.....	Leonard Riddle vs. Presbyterian, Feb. 1, 1944
21.....	Whitey Graham vs. Wofford, Feb. 6, 1945
20.....	John Erwin vs. Furman, Feb. 9, 1912
20.....	Walter Colbert vs. Presbyterian College, Feb. 23, 1917
20.....	Alex Swails vs. Wofford, Jan. 15, 1935
20.....	Clyde Pennington vs. Presbyterian, Jan. 8, 1936
20.....	Clyde Pennington vs. South Carolina, Feb. 15, 1936
20.....	Banks McFadden vs. Wofford, Feb. 27, 1938
20.....	Banks McFadden vs. NC State, Jan. 19, 1940
20.....	Banks McFadden vs. South Carolina, Feb. 9, 1940



TERRELL MCINTYRE SET THE RECORD FOR DOUBLE-FIGURE SCORING GAMES WITH 32 AS A SENIOR IN 1998-99



INDIVIDUAL RECORDS

K.C. RIVERS SET CLEMSON'S CAREER RECORD WITH 281 THREE-POINTERS FROM 2005-09.



Career: 16 by Butch Zatezalo, 1967-70
% of Games Played: .213 (16-75) by Butch Zatezalo, 1967-70

40-POINT GAMES

Season: 2 by Bill Yarborough, 1954-55
Career: 2 by Bill Yarborough, 1952-57
 by Butch Zatezalo, 1967-70
 by Will Solomon, 1998-01

MOST FIELD GOALS

Game: 29 by James Erwin vs. Butler Guards, Feb. 9, 1912
 19 by Butch Zatezalo at Wake Forest, Feb. 18, 1969
Consecutive Made: 16 by Greg Buckner 1994-95, (hit last vs. Appalachian State, 8-8 vs. The Citadel, 7-7 vs. Miami (Fla.))
Season: 256 (Att. 390) by Horace Grant, 1986-87
Career: 754 (Att. 1342) by Elden Campbell, 1986-90

MOST FIELD GOALS ATTEMPTED

Game: 42 (Made 13) by Bill Yarborough vs. NC State, Dec. 14, 1954
Season: 623 (Made 247) by Bill Yarborough, 1954-55
Career: 1,557 (Made 588) by Bill Yarborough, 1952-57

BEST FIELD GOAL PERCENTAGE

Game: 1.000 (9-9) by Tree Rollins vs. Boston College, Dec. 28, 1976
Game (Min. 10 Att.): .923 (12-13) by Larry Middleton vs. Rider, Dec. 1, 1985
 (12-13) by Horace Grant vs. Georgia State, Nov. 28, 1986
 (12-13) by Dale Davis vs. Georgia Tech, March 4, 1989
Season: .674 (174-258) by Harold Jamison, 1998-99 (Min. 100 made)
Career: .6088 (454-746) by Harold Jamison, 1995-99 (Min. 200 Made)

THREE-POINT FIELD GOALS

Game: 8 by David Young vs. Wake Forest, Jan. 12, 1991
 by Chris Whitney at North Carolina, Feb. 17, 1993
 by Terrell McIntyre at Florida State, Jan. 12, 1999
 by Will Solomon vs. Virginia, Jan. 15, 2000
 by Tony Stockman at North Carolina, Feb. 27, 2002
 by K.C. Rivers at Virginia, Feb. 7, 2008
 by Marcquise Reed at Virginia Tech, Feb. 21, 2018
Season: 99 by Terrell McIntyre, 1998-99
Season/Game: 3.17 by Will Solomon (95 in 30 games), 2000-01
Career: 281 by K.C. Rivers, 2005-09
Career/Game: 2.88 by Chris Whitney (167 in 58 games), 1991-93

THREE-POINT GOAL ATTEMPTS

Game: 20 by Marcquise Reed at Virginia Tech, Feb. 21, 2018
Season: 252 by Will Solomon, 2000-01
Season/Game: 8.4 by Will Solomon (252 in 30 games), 2000-01
Career: 729 by K.C. Rivers, 2005-09
Career/Game: 6.97 by Chris Whitney (404 in 58 games), 1991-93

THREE-POINT GOAL PERCENTAGE

Game: 1.000 by Marc Campbell (7-7) vs. Maryland, Feb. 19, 1983; vs. Virginia (7-7), Feb. 23, 1983
Season: .515 (70-136) by Michael Tait, 1986-87
Consecutive Made: 14 by Marc Campbell vs. Maryland, Feb. 19, 1983; vs. Virginia, Feb. 23, 1983 (17'9" distance)
 10 by Michael Tait vs. S. Carolina, Feb. 7, 1987; vs. NC State, Feb. 11, 1987
Career: .515 (70-136) by Michael Tait, 1985-87 (Min. 50 Att.)

MOST FREE THROWS

Game: 17 (Att. 17) by Butch Zatezalo vs. Maryland, Jan. 17, 1968
Season: 189 (Att. 229) by Butch Zatezalo, 1968-69
Career: 501 (Att. 610) by Butch Zatezalo, 1967-70
Consecutive Made: 41 by Jim Brennan, 1961-62

MOST FREE THROWS ATTEMPTED

Game: 19 (Made 10) by Dale Davis vs. SC State, Dec. 17, 1990
 19 (Made 8) by Chris Hobbs vs. Wake Forest, Feb. 13, 2002
Season: 229 (Made 189) by Butch Zatezalo, 1968-69
Career: 610 (Made 501) by Butch Zatezalo, 1967-70

BEST FREE THROW PERCENTAGE

Game: 1.000 12 times, the last being (10-10) by Shawan Robinson vs. NC State, Jan. 29, 2006 (Min. 10 made)
Season: 91.3 (84-92) by Shawan Robinson, 2005-06 (Min. 50 made)
Career: 85.9 (366-426) by Marcquise Reed, 2016-19 (Min. 100 made)

REBOUNDS

Game: 30 by Tommy Smith vs. Georgia, Feb. 21, 1955
Season: 395 by Dale Davis, 1989-90
Average: 13.6 by Ron Richardson, 1951-52
Career: 1,311 by Tree Rollins, 1973-77
Average: 11.9 by Tree Rollins, 1973-77

INDIVIDUAL RECORDS

MOST OFFENSIVE REBOUNDS

Game: 11 by Dale Davis vs. SC State, Dec. 17, 1990
 by Harold Jamison vs. South Carolina, Dec. 17, 1997
Season: 166 by Dale Davis, 1989-90
Career: 485 by Dale Davis, 1987-91

MOST DOUBLE-DOUBLES

Season: 20 by Dale Davis, 1989-90
Career: 61 by Tree Rollins, 1973-77

ASSISTS

Game: 20 by Grayson Marshall vs. Maryland-Eastern Shore, Nov. 25, 1985
Season: 262 by Grayson Marshall, 1985-86
Average: 7.93 (238-30) by Edward Scott, 2001-02
Career: 857 by Grayson Marshall, 1984-88
Average: 7.02 (857-122) by Grayson Marshall, 1984-88

DOUBLE-FIGURE ASSIST GAMES

Season: 11 by Grayson Marshall, 1985-86
Career: 25 by Grayson Marshall, 1984-88

ASSISTS BY A POST PLAYER

Game: 9 by Trevor Booker vs. East Carolina, Dec. 16, 2009
Season: 95 by James Mays, 2006-07
Career: 224 by Trevor Booker, 2006-10

DOUBLE-DOUBLES WITH ASSISTS

Season: 5 by Derrick Johnson, 1976-77
 by Edward Scott, 2001-02
Career: 8 by Edward Scott, 1999-2003

MOST FOULS

Season: 110 by Chris Hobbs, 2001-02
Career: 383 by Chris Hobbs, 2000-04

ASSIST-TURNOVER RATIO

Game: 11 to 0 by Grayson Marshall at NC State, Feb. 11, 1987
Season: 3.03 (118-39) by Jordan Roper, 2015-16
Career: 2.47 (857-347) by Grayson Marshall, 1984-88
 By Non-Guard: 1.772 by Clarke Bynum, 1980-84

BLOCKED SHOTS

Game: 10 by Tree Rollins vs. Presbyterian, Dec. 13, 1975;
 vs. Duke, Feb. 23, 1977; vs. Jacksonville, Dec. 16, 1976
 by Sharone Wright vs. UNC Greensboro,
 Dec. 12, 1992; vs. Maryland, Jan. 26, 1993
Season: 124 by Sharone Wright, 1992-93
Average: 4.25 (119-28) by Tree Rollins, 1974-75
Career: 450 by Tree Rollins, 1973-77
Average: 4.09 (450-110) by Tree Rollins, 1973-77

STEALS

Game: 7 by Stan Rome vs. Maryland, Jan. 19, 1977
 by Devin Gray vs. The Citadel, Dec. 19, 1992
 by Terrell McIntyre vs. Georgia Tech, March 1, 1998
 by K.C. Rivers vs. Duke, Feb. 4, 2009
 by Andre Young vs. Maryland, Jan. 31, 2010
Season: 83 by Vernon Hamilton, 2005-06
Average: 2.68 (83-31) by Vernon Hamilton, 2005-06
Career: 271 by Vernon Hamilton, 2003-07
Average: 2.13 (271-127) by Vernon Hamilton, 2003-07

MOST DUNKS

Game: 8 by Tree Rollins vs. Wake Forest, Jan. 15, 1977
Season: 62 by Harold Jamison, 1998-99
Career: 160 by Elden Campbell, 1986-90

MOST CHARGES TAKEN

(Since 1978-79)

Game: 4 by Marvin Dickerson vs. North Carolina, Jan. 27, 1979
 by Bobby Conrad vs. North Carolina, Jan. 27, 1979
 by Marc Campbell vs. Georgia Tech, Jan. 26, 1984
Season: 32 by Bobby Conrad, 1978-79
Career: 62 by Bobby Conrad, 1976-80

GAMES PLAYED

Season: 36 by Trevor Booker, 2006-07
 by Vernon Hamilton, 2006-07
 by Cliff Hammonds, 2006-07
 by James Mays, 2006-07
 by Sam Perry, 2006-07
 by David Potter, 2006-07
 by K.C. Rivers, 2006-07
 by Raymond Sykes, 2006-07
 by Rod Hall, 2013-14
 by Damarcus Harrison, 2013-14
 by K.J. McDaniels, 2013-14
Career: 140 by Hunter Tyson, 2018-23

GAMES STARTED

Season: 36 by Trevor Booker, 2006-07
 by Vernon Hamilton, 2006-07
 by Cliff Hammonds, 2006-07
 by Rod Hall, 2013-14
Career: 134 by Trevor Booker, 2006-10
 Consecutive Starts: 134 by Trevor Booker, 2006-10

MINUTES PLAYED

Game: 55 by Vincent Hamilton vs. Duke, Feb. 24, 1982
Season: 1,250 by Terrell McIntyre, 1998-99
Career: 4,285 by Cliff Hammonds, 2004-08

MINUTES PER GAME

Season: 39.04 by Butch Zatezalo, 1968-69
Career: 38.2 by Butch Zatezalo, 1967-70

MOST WINS

Season: 26 by Elden Campbell, 1989-90
 by Marion Cash, 1989-90
 by Dale Davis, 1989-90
 by Derrick Forrest, 1989-90
 by Kirkland Howling, 1989-90
 by Sean Tyson, 1989-90
 by David Young, 1989-90
Career: 93 by Trevor Booker, 2006-10
 by David Potter, 2006-10
 by Hunter Tyson, 2018-23
 92 by K.C. Rivers, 2005-09
 88 by Jerai Grant, 2007-11
 85 by Raymond Sykes, 2005-09
 by Demontez Stitt, 2007-11



DALE DAVIS POSTED 20 DOUBLE-DOUBLES IN THE 1989-90 SEASON.



INDIVIDUAL GAME BESTS

CLEMSON INDIVIDUAL SCORING

#	Name	Site-Opponent	Date
58	James Erwin	N2-Butler Guards	2-9-1912
50	J.W. Stribling	H-Erskine	2-17-1916
46	Bill Yarborough	H-South Carolina	1-18-1955
46	Butch Zatezalo	A-Wake Forest	2-18-1969
43	Butch Zatezalo	N1-NC State	2-14-1970
43	Will Solomon	H-Virginia	1-15-2000
41	Will Solomon	H-Georgia Tech	1-24-2001
40	Bill Yarborough	H-Virginia	12-17-1954
39	Choppy Patterson	H-The Citadel	12-17-1960
38	Bill Yarborough	H-Duke	1-11-1956
38	Butch Zatezalo	H-Wake Forest	2-27-1969
38	Skip Wise	H-Pennsylvania	11-30-1974
37	Garry Helms	H-Georgia Tech	2-22-1966
37	Will Solomon	A-Penn State	12-1-1999
36	Bill Yarborough	H-Wake Forest	2-26-1955
36	Butch Zatezalo	H-Duke	1-20-1968
36	Edward Scott	H-Florida State	2-23-2002

N1 - Charlotte, N.C.; N2 - Greenville, S.C.

OPPONENT INDIVIDUAL SCORING

#	Name	Site-Opponent	Date
56	Darrell Floyd	A-Furman	2-24-1955
49	Pete Maravich	N1-Louisiana State	12-20-1969
45	George Glamack	A-North Carolina	2-10-1941
45	Buzz Wilkinson	A-Virginia	2-14-1955
45	Lennie Rosenbluth	H-North Carolina	1-14-1956
45	Lennie Rosenbluth	N2-North Carolina	3-7-1957
44	Grady Wallace	A-South Carolina	3-2-1957
43	Hawkeye Whitney	H-NC State	1-30-1979
42	Bob McCarthy	A-Virginia	2-13-1956
42	Tate Armstrong	A-Duke	2-24-1976

N1 - Charlotte, N.C.; N2 - Raleigh, N.C.

CLEMSON POINTS PER MINUTE

(Minimum 15 Points Scored since 1968-69)

Ratio	Pts-Min	Player	Site-Opponent	Date
3.00	18-6	Gabe DeVoe	H- NC State	3-3-2015
2.17	17-8	Anthony Jenkins	H-Wake Forest	2-16-1983
1.29	18-14	Shawan Robinson	H-Bethune-Cookman	11-18-2005
1.24	26-21	Elden Campbell	N2-Florida International	12-29-1987
1.20	30-25	Anthony Jenkins	H-Duke	3-2-1983
1.20	24-20	Horace Grant	H-Florida International	1-12-1987
1.20	24-20	K.C. Rivers	H-Western Carolina	12-23-2006
1.18	26-22	Stan Rome	H-Tennessee Tech	12-11-1976
1.18	26-22	Rayfield Ragland	H-Miami (Fla.)	12-20-1994
1.17	21-18	Cliff Hammonds	H-East Tennessee State	12-9-2005
1.16	43-37	Will Solomon	H-Virginia	1-15-2000
1.15	46-40	Butch Zatezalo	H-Wake Forest	2-18-1969
1.15	23-20	Marty Patterson	H-Duke	2-27-1974
1.15	23-20	Colon Abraham	H-Roanoke	2-26-1977

N1 - Charlotte, N.C.; N2 - Tampa, Fla.; Note: Anthony Jenkins has the record for 10 points or more with 11 points in two minutes (5.5) vs. Washington in Anchorage, Alaska, Nov. 28, 1983.

OPPONENT POINTS PER MINUTE

(Minimum 15 Points Scored)

Ratio	Pts-Min	Player	Site-Opponent	Date
1.40	56-40	Darrell Floyd	A-Furman	2-24-1955
1.37	41-30	Kenny Smith	H-North Carolina	1-28-1987
1.33	20-15	Jo Jo Hunter	A-Maryland	1-16-1978
1.29	27-21	Walter Davis	H-North Carolina	1-9-1974
1.26	29-23	Bob Verga	A-Duke	1-12-1965
1.228	43-34	Hawkeye Whitney	H-NC State	1-30-1979
1.225	49-40	Pete Maravich	H-Louisiana State	12-20-1969
1.19	19-16	B.J. Elder	H-Georgia Tech	2-6-2002
1.18	33-28	Pete Maravich	A-Louisiana State	1-24-1968
1.17	42-36	Tate Armstrong	A-Duke	2-25-1976
1.17	21-18	Kyle Julius	N1-Furman	12-29-1999

N1 - Greenville, S.C.

HIGHEST SCORING % OF TEAM'S POINTS - CLEMSON

%	Pts-Team	Player	Site-Opponent	Date
.744	58-78	James Erwin	N1-Butler Guards	2-9-1912
.694	50-72	J.W. Stribling	H-Erskine	2-17-1986
.548	46-84	Butch Zatezalo	A-Wake Forest	2-18-1969
.544	31-57	Jaron Blossomgame	H-Virginia	3-1-2016
.529	46-87	Bill Yarborough	H-South Carolina	1-18-1955
.524	33-63	Bill Yarborough	H-Maryland	1-8-1955
.518	29-56	Bill Yarborough	A-Presbyterian	2-1-1955
.514	36-70	Butch Zatezalo	H-Duke	2-20-1968
.512	43-84	Butch Zatezalo	N2-NC State	2-14-1970
.507	38-75	Skip Wise	H-Pennsylvania	11-30-1974

N1 - Greenville, S.C.; N2 - Charlotte, N.C.

HIGHEST SCORING % OF TEAM'S POINTS - OPPONENT

%	Pts-Team	Player	Site-Opponent	Date
.597	43-72	Hawkeye Whitney	H-NC State	1-30-1979
.592	45-76	George Glamack	A-North Carolina	2-10-1941

.556	45-81	Lennie Rosenbluth	N1-North Carolina	3-7-1957
.507	36-71	Mark Macon	H-Temple	1-19-1991
.494	39-79	Harold Deane	H-Virginia	1-10-1996
.492	30-61	Jason Stewart	H-Furman	12-16-1995
.488	20-41	Tim Duncan	H-Wake Forest	1-21-1996
.486	35-72	Rich Yunkus	A-Georgia Tech	1-6-1971
.483	28-58	Damous Anderson	H-Florida State	2-12-2000
.479	35-73	Vince Taylor	A-Duke	3-24-1982
.475	29-61	Lee Raker	A-Virginia	1-20-1979

N1 - Raleigh, N.C.

POINTS BY 2 PLAYERS - CLEMSON

Pts	Players	Site-Opponent	Date
74	Ja. Erwin 58, Jo. Erwin 16	N1-Butler Guards	2-9-1912
64	Zatezalo 46, Thomas 18	A-Wake Forest	2-18-1969
62	Helms 37, Gardner 25	H-Georgia Tech	2-22-1966
62	Ra. Mahaffey 34, Ri. Mahaffey 28	H-Virginia	1-14-1967
62	Ragland 32, Gray 30	A-Charleston Southern	12-1-1993
61	Yarborough 46, Holzschuh 15	H-South Carolina	1-18-1955
61	Yarborough 34, Holzschuh 27	H-Georgia	2-21-1955
61	Zatezalo 35, Yates 26	H-Virginia	2-24-1969
60	Scott 30, Stockman 30	H-Wake Forest	2-13-2002

N1 - Greenville, S.C.

POINTS BY 2 PLAYERS - OPPONENT

Pts	Players	Site-Opponent	Date
75	Floyd 56, Thomas 19	A-Furman	2-24-1955
71	Hemric 41, Davis 30	A-Wake Forest	2-4-1955
71	Wilkinson 45, McCarthy 26	A-Virginia	2-14-1955
70	Maravich 49, Hester 21	H-Louisiana State	12-20-1969
69	Wallace 44, Perizola 25	A-South Carolina	3-2-1957
67	Hansbrough 39, Ellington 28	A-North Carolina	2-10-2008
66	Hemric 37, Brooks 29	H-Wake Forest	2-19-1952
65	Jackson 36, Jacobson 29	N1-Minnesota	3-20-1997

N1 - NCAA Midwest Regional at San Antonio, Texas

CLEMSON INDIVIDUAL FIELD GOALS

#	(Att)	Name	Site-Opponent	Date
29	(NA)	James Erwin	N2-Butler Guards	2-9-1912
19	(38)	Butch Zatezalo	A-Wake Forest	2-18-1969
17	(NA)	Bill Yarborough	H-South Carolina	1-18-1955
17	(NA)	Choppy Patterson	H-The Citadel	12-17-1960
17	(31)	Skip Wise	H-Pennsylvania	11-30-1974
16	(20)	Garry Helms	H-Georgia Tech	2-22-1966
16	(28)	Butch Zatezalo	H-Virginia	2-24-1969
16	(32)	Butch Zatezalo	N1-NC State	2-14-1970

N1 - Charlotte, N.C.; N2 - Greenville, S.C.

OPPONENT INDIVIDUAL FIELD GOALS

#	(Att)	Name	Site-Opponent	Date
22	(NA)	Darrell Floyd	A-Furman	2-24-1955
22	(30)	Pete Maravich	N3-Louisiana State	12-20-1969
19	(31)	Lennie Rosenbluth	N1-North Carolina	3-7-1957
18	(NA)	Grady Wallace	A-South Carolina	3-2-1957
18	(29)	Tate Armstrong	A-Duke	2-25-1976
18	(31)	Hawkeye Whitney	H-NC State	1-30-1979
17	(NA)	Frank Selvy	A-Furman	1-12-1954
17	(22)	David Thompson	A-NC State	2-4-1973
17	(20)	Dick Miller	H-Niagara	1-3-1973
17	(25)	Albert King	N2-Maryland	2-29-1980
17	(23)	Frank Burnell	H-Setson	11-28-1981

N1 - Raleigh, N.C.; N2 - Greensboro, N.C.; N3 - Charlotte, N.C.

CLEMSON INDIVIDUAL FIELD GOAL ATTEMPTS

FGA	FGM	Name	Site-Opponent	Date
42	13	Bill Yarborough	H-NC State	12-14-1955
38	19	Butch Zatezalo	A-Wake Forest	2-18-1969
37	11	Butch Zatezalo	H-Furman	1-4-1968
32	16	Butch Zatezalo	N1-NC State	2-14-1970
31	17	Skip Wise	H-Pennsylvania	11-30-1974
30	17	Choppy Patterson	H-The Citadel	12-17-1960
30	13	Jim Brennan	N2-Baylor	12-30-1963
30	11	Butch Zatezalo	H-South Carolina	1-6-1968
29	15	Choppy Patterson	A-Maryland	2-28-1961
29	10	Edward Scott	A-Wake Forest	3-1-2003

N1 - Charlotte, N.C.; N2 - El Paso, Texas

OPPONENT INDIVIDUAL FIELD GOAL ATTEMPTS

FGA	FGM	Name	Site-Opponent	Date
32	16	Alberto Baptiste	H-Rider	12-15-1979
32	10	Pete Maravich	H-Louisiana State	12-7-1968
31	18	Hawkeye Whitney	H-NC State	1-30-1979
31	11	Billy Cunningham	H-North Carolina	12-3-1963
30	22	Pete Maravich	N1-Louisiana State	12-20-1969
30	9	Walt Williams	H-Maryland	2-22-1992
29	18	Tate Armstrong	A-Duke	2-25-1976
29	14	Pete Maravich	A-Louisiana State	1-24-1968
28	14	Bob Verga	H-Duke	2-14-1967
28	11	Walt Williams	N1-Maryland	3-12-1992

N1 - Charlotte, N.C.

INDIVIDUAL GAME BESTS

CLEMSON INDIVIDUAL FIELD GOAL PERCENTAGE

(Min. 10 Attempts)

Pct	FG-FGA	Name	Site-Opponent	Date
.923	12-13	Larry Middleton	H-Rider	12-1-1985
.923	12-13	Horace Grant	H-Georgia State	11-28-1986
.923	12-13	Dale Davis	H-Georgia Tech	3-4-1989
.909	10-11	Stan Rome	H-Maryland	1-22-1975
.909	10-11	John Campbell	H-Furman	1-23-1980
.909	10-11	Elden Campbell	N1-Florida International	12-29-1987
.909	10-11	Devin Gray	A-Duke	1-27-1992
.909	10-11	Corey Wallace	H-Liberty	12-5-1992
.909	10-11	Sharone Wright	H-NC State	3-3-1993
.909	10-11	Elijah Thomas	H-Texas Southern	11-24-2017
.909	10-11	Elijah Thomas	H-Wake Forest	2-3-2019
.900	9-10	Chris Dodds	H-West Virginia Tech	12-16-1980
.900	9-10	Horace Grant	H-Florida International	1-12-1987
.900	9-10	Dale Davis	A-The Citadel	11-28-1989
.900	9-10	Andre Bovain	N2-Texas	12-28-1991
.900	9-10	Devin Gray	A-West Virginia	3-21-1994
.900	9-10	Sharone Wright	H-Appalachian State	1-24-1994

N1 - Tampa, Fla.; N2 - El Paso, Texas. Miscellaneous - Highest Perfect Game: 9-9 by Tree Rollins vs. Boston College at Milwaukee, Wis., 12-28-76; Best % (Min. 20 Att.): .800 (16-20) by Garry Helms vs. Georgia Tech at Clemson, S.C., 2-22-66; Best % (Min. 30 Att.): .567 (17-30) by Choppy Patterson vs. The Citadel, 12-17-60

OPPONENT INDIVIDUAL FIELD GOAL PERCENTAGE

(Min. 10 Attempts)

Pct.	FG-FGA	Name	Site-Opponent	Date
1.00	10-10	Mike Crenshaw	H-Georgia	12-5-1963
1.00	10-10	Matt Geiger	A-Georgia Tech	3-8-1992
.933	14-15	Keith Gatlin	H-Maryland	2-17-1985
.909	10-11	Rick Katherman	H-Duke	2-4-1970
.909	10-11	Vann Williford	H-NC State	2-1-1969
.909	10-11	Brent Kell	N1-Evansville	12-27-1993
.909	10-11	Kenny Holmes	A-South Carolina	2-6-1982
.900	9-10	Wally Walker	H-Virginia	1-25-1976
.900	9-10	Rick Carlisle	A-Virginia	1-22-1983

N1 - Honolulu, Hawaii.

3-POINT GOALS - CLEMSON

Made	Att	Name	Site-Opponent	Date
8	20	Marcquise Reed	A-Virginia Tech	2-21-2018
8	12	Will Solomon	H-Virginia	1-15-2000
8	12	Tony Stockman	A-North Carolina	2-27-2002
8	11	Terrell McIntyre	A-Florida State	1-12-1999
8	11	K.C. Rivers	A-Virginia	2-7-2008
8	10	David Young	H-Wake Forest	1-12-1991
8	10	Chris Whitney	A-North Carolina	2-17-1993
7	16	Lou Richie	N1-Evansville	12-27-1993
7	13	Terrell McIntyre	H-Florida State	2-14-1999
7	13	Will Solomon	N2-North Carolina	3-9-2001
7	13	Tony Stockman	N3-Morris Brown	11-17-2001
7	11	Gabe DeVoe	H-Pittsburgh	2-8-2018
7	10	Jordan Roper	H-Florida State	1-2-2016
7	10	K.C. Rivers	A-Virginia Tech	1-29-2009
7	10	Chris Whitney	A-Maryland	1-25-1992
7	10	Chris Whitney	A-Georgia Tech	3-8-1992
7	9	Andre Young	H-Georgia Tech	1-21-2012
7	7	Marc Campbell	H-Virginia	2-23-1983
7	7	Marc Campbell	A-Maryland	2-19-1983

N1 - Honolulu, Hawaii; N2 - Atlanta, Ga.; N3 - Virgin Islands

3-POINT GOALS - OPPONENTS

Made	Att	Name	Site-Opponent	Date
11	17	Craig Dawson	H-Wake Forest	2-13-2002
8	15	Harold Deane	H-Virginia	1-10-1996
8	15	Rashod Johnson	N4-W. Michigan	3-13-1998
8	13	Mark Macon	H-Temple	1-19-1991
8	13	Rashad McCants	A-North Carolina	3-2-2004
8	11	Jeff McClinnis	H-North Carolina	2-14-1996

8	11	Lamar Peters	N5-Mississippi State	12-8-2018
7	14	Bernard Barrow	H-George Washington	12-22-1999
7	13	William Cook	N1-Appalachian State	12-10-1994
7	13	Jason Stewart	H-Furman	12-16-1995
7	12	Peca Arsic	N3-Delaware	11-29-1996
7	12	Darius Lane	H-Seton Hall	11-21-2000
7	13	Ian Chadwick	H-Wofford	11-21-1999
7	11	Ian Andersen	A-Charlotte	11-22-2008
7	11	Todd Billet	H-Virginia	1-18-2003
7	10	Shane Battier	H-Duke	3-1-2000
7	9	Shaun Fein	H-Georgia Tech	1-24-2001

N1 - Greensboro, N.C.; N2 - Miami, Fla.; N3 - San Juan, PR; N4 - Chicago, Ill.; N5 - Newark, N.J.

3-POINT ATTEMPTS - CLEMSON

Att	Made	Name	Site-Opponent	Date
20	8	Marcquise Reed	A-Virginia Tech	2-21-2018
16	7	Lou Richie	N2-Evansville	12-27-1993
16	5	Terrell McIntyre	N1-Florida State	3-4-1999
14	6	Tony Stockman	A-Florida State	1-24-2002
13	7	Terrell McIntyre	H-Florida State	2-14-1999
13	7	Will Solomon	N3-North Carolina	3-9-2001
13	7	Tony Stockman	N4-Morris Brown	11-17-2001
13	6	Tony Stockman	A-Maryland	1-20-2002
13	5	Terrence Oglesby	A-North Carolina	1-21-2009
13	4	Terrence Oglesby	H-Georgia Tech	1-25-2009
13	3	Terrell McIntyre	A-Virginia	2-21-1998

N1 - Charlotte, N.C.; N2 - Honolulu, Hawaii; N3 - Atlanta, Ga.; N4 - Virgin Islands

3-POINT ATTEMPTS - OPPONENTS

Att	Made	Name	Site-Opponent	Date
22	6	Walt Williams	H-Maryland	2-22-1992
17	11	Craig Dawson	H-Wake Forest	2-23-2002
17	4	Levell Sanders	A-Seton Hall	12-19-1997
15	8	Harold Deane	H-Virginia	1-10-1996
15	8	Rashod Johnson	N1-Western Michigan	3-13-1998
15	6	Curtis Staples	A-Virginia	2-21-1998
15	3	Tony Rutland	H-Wake Forest	1-21-1996
15	2	Dave Mooney	H-Coastal Carolina	12-12-1987

N1 - Chicago, Ill.

3-POINT PERCENTAGE - CLEMSON

(Min. 5 Made)

Pct.	Md-Att	Name	Site-Opponent	Date
1.000	7-7	Marc Campbell	A-Maryland	2-19-1983
1.000	7-7	Marc Campbell	H-Virginia	2-23-1983
1.000	5-5	Michael Tait	H-Virginia	1-31-1987
1.000	5-5	Corey Wallace	A-West Virginia	3-21-1994
1.000	5-5	Gabe DeVoe	H-Texas Southern	11-24-2017
.857	6-7	Michael Tait	N1-Wake Forest	1-10-1987
.857	6-7	Rayfield Ragland	A-Charleston Southern	12-1-1993
.857	6-7	Bruce Martin	A-Maryland	2-25-1995
.857	6-7	Andrius Jurkunas	A-NC State	2-27-2000
.857	6-7	Will Solomon	H-North Carolina	2-6-2000
.857	6-7	Shawn Robinson	H-Hampton	11-19-2004
.857	6-7	Terrence Oglesby	A-East Carolina	12-5-2007
.833	5-6	Marc Campbell	A-Duke	1-29-1983
.833	5-6	Anthony Jenkins	H-Wake Forest	2-16-1983
.833	5-6	Michael Brown	H-North Carolina	1-28-1987
.833	5-6	Michael Tait	H-Winthrop	1-26-1987
.833	5-6	Andrius Jurkunas	A-Miami (Fla.)	12-23-1995
.833	5-6	Tony Christie	H-Virginia	1-20-1998
.833	5-6	Edward Scott	H-Florida State	2-23-2002
.833	5-6	Shawn Robinson	H-North Carolina	1-31-2004
.833	5-6	Troy Mathis	N2-Puerto Rico-Mayaguez	12-19-2005
.833	5-6	Cliff Hammonds	H-Boston College	1-20-2007
.833	5-6	David Potter	A-Liberty	11-17-2009
.833	5-6	Jordan Roper	H-Virginia Tech	2-14-2015
.833	5-6	Nick Honor	H-NC State	1-5-2021
.833	5-6	Chase Hunter	H-Bellarmine	11-18-2022

Consecutive Made: 14 by Marc Campbell vs. Maryland, Virginia, 1982-83; 10 by Michael Tait vs. South Carolina, NC State, 1986-87


N1 - Greensboro, N.C.; N2 - San Juan, Puerto Rico

3-POINT GOAL PERCENTAGE - OPPONENTS

(Minimum 5 Made)

Pct.	Md-Att	Name	Site-Opponent	Date
1.000	6-6	Sam Cassell	H-Florida State	1-20-1993
.857	6-7	Frank Young	N5-West Virginia	3-29-2007
.857	6-7	Joe Rahon	A-Boston College	2-2-2013
.857	6-7	Michael Devoe	A-Georgia Tech	1-20-2021
.833	5-6	Matt Doherty	N1-North Carolina	3-11-1983
.833	5-6	Rusty LaRue	H-Wake Forest	1-22-1994
.833	5-6	Travis Best	A-Georgia Tech	2-1-1995
.777	7-9	Shaun Fein	H-Georgia Tech	1-24-2001
.727	8-11	Jeff McClinnis	H-North Carolina	2-14-1996
.714	5-7	Ralph Lewis	N2-Saint Mary's	3-16-1989
.714	5-7	Brian Howard	A-NC State	1-3-1990
.714	5-7	Tom Gugliotta	H-NC State	2-10-1991
.714	5-7	Matt Santangelo	N3-Gonzaga	11-23-1997
.714	5-7	Kyle Julius	N4-Furman	12-29-1999

N1 - Atlanta, Ga.; N2 - Boise, Idaho; N3 - Fairbanks, Alaska; N4 - Greenville, S.C.; N5 - New York, N.Y.



MARC CAMPBELL MADE 14 CONSECUTIVE THREE-POINT GOALS OVER THE COURSE OF BACK TO BACK GAMES IN 1983.



INDIVIDUAL GAME BESTS

CLEMSON INDIVIDUAL FREE THROWS MADE

Made	Att	Name	Site-Opponent	Date
17	17	Butch Zatezalo	H-Maryland	1-15-1968
16	17	Butch Zatezalo	H-Wake Forest	2-27-1969
16	18	Milton Jennings	H-Virginia Tech	1-27-2013
15	18	Bill Yarborough	A-Maryland	2-14-1956
14	18	Jim Brennan	H-Virginia	2-29-1964
14	16	Richie Mahaffey	H-Virginia	1-14-1967
14	16	Bill Yarborough	H-Duke	1-11-1956

OPPONENT INDIVIDUAL FREE THROWS MADE

Made	Att	Name	Site-Opponent	Date
22	26	Steve Nye	H-Presbyterian	12-4-1952
20	23	Malcolm Delaney	A-Virginia Tech	2-6-2010
19	24	Lennie Rosenbluth	A-North Carolina	1-14-1956
18	22	Pete Maravich	H-Louisiana State	12-7-1968
17	20	Bucky Allen	H-Duke	12-4-1956
17	19	Steve Lawrence	A-Furman	2-10-1966
17	19	Charlie Davis	A-Wake Forest	2-18-1969
17	19	Tyler Hansbrough	A-North Carolina	2-10-2008
17	18	Jerry Smith	H-Furman	12-30-1961

CLEMSON INDIVIDUAL FREE THROW ATTEMPTS

Att	Made	Name	Site-Opponent	Date
19	10	Dale Davis	H-SC State	12-17-1990
19	8	Chris Hobbs	H-Wake Forest	2-13-2002
18	13	Butch Zatezalo	H-South Carolina	1-6-1968
18	15	Bill Yarborough	A-Maryland	2-14-1956
18	14	Jim Brennan	H-Virginia	2-29-1964
18	13	Vince Yockel	A-The Citadel	1-30-1956
18	11	Horace Grant	H-Wake Forest	2-18-1987
18	10	Dale Davis	H-Western Carolina	1-16-1991
18	10	Dale Davis	H-Wisconsin-Green Bay	12-8-1990
18	16	Milton Jennings	H-Virginia Tech	1-27-2013
17	17	Butch Zatezalo	H-Maryland	1-15-1968
17	16	Butch Zatezalo	H-Wake Forest	2-27-1969
17	13	Choppy Patterson	A-Syracuse	12-2-1960
17	13	Bud Martin	H-Furman	1-19-1972
17	12	Vince Yockel	N1-Miami (Fla.)	1-5-1956
17	12	Butch Zatezalo	H-NC State	2-1-1969
17	11	Randy Mahaffey	H-NC State	2-4-1967
17	11	Richie Mahaffey	H-Maryland	1-15-1968
17	10	Vernon Hamilton	H-Florida State	2-27-2005
17	9	Vince Yockel	H-Virginia	1-3-1958
17	8	Trevor Booker	H-Western Carolina	12-22-2009

N1 - Mobile, Ala.

OPPONENT INDIVIDUAL FREE THROW ATTEMPTS

Att	Made	Name	Site-Opponent	Date
26	22	Steve Nye	H-Presbyterian	12-4-1952
24	19	Lennie Rosenbluth	A-North Carolina	1-14-1956
23	20	Malcolm Delaney	A-Virginia Tech	2-6-2010
22	18	Pete Maravich	H-Louisiana State	12-7-1968
22	13	Joe Smith	A-Maryland	2-25-1995
21	16	Harry Daniels	A-The Citadel	12-16-1961
20	17	Bucky Allen	H-Duke	12-4-1956
20	10	Dickie Hemric	H-Wake Forest	1-14-1953
19	17	Steve Lawrence	A-Furman	2-10-1966
19	17	Charlie Davis	A-Wake Forest	2-18-1969
19	17	Tyler Hansbrough	A-North Carolina	2-10-2008
19	14	Alvin Jones	H-Georgia Tech	1-24-2001
19	12	John Adams	H-Presbyterian	1-15-1956

CLEMSON HIGHEST INDIVIDUAL PERFECT FREE THROW SHOOTING GAMES

#-Att	Name	Site-Opponent	Date
17-17	Butch Zatezalo	H-Maryland	1-15-1968
13-13	Butch Zatezalo	A-Furman	1-23-1969
12-12	Dick Yeary	N2-North Carolina	12-8-1956
12-12	Bobby Conrad	N1-Wake Forest	2-7-1979
12-12	Fred Gilliam	A-South Carolina	12-6-1980
11-11	Butch Zatezalo	A-Furman	1-23-1969
11-11	David Angel	H-NC State	1-20-1973
11-11	Marty Patterson	H-Duke	2-27-1974

N1 - Greensboro, N.C.; N2 - Charlotte, N.C.

OPPONENT HIGHEST INDIVIDUAL PERFECT FREE THROW SHOOTING GAMES

#-Att	Name	Site-Opponent	Date
16-16	Paul Long	H-Wake Forest	1-31-1967
16-16	Charlie Davis	H-Wake Forest	2-28-1970
14-14	Doug Edwards	A-Florida State	2-8-1992
14-14	Matt Heldman	A-Illinois	12-13-1997
13-13	Bruce Grim	A-Furman	1-27-1977
12-12	Jerry Smith	A-Furman	1-29-1962
12-12	Dick Esleek	A-Furman	1-23-1969
12-12	Charlie Davis	H-Wake Forest	2-27-1969
12-12	Chuck Eidson	A-South Carolina	2-12-2003
11-11	Walter Davis	H-North Carolina	1-9-1974
11-11	John Roche	H-South Carolina	1-26-1970
11-11	Zam Fredrick	H-South Carolina	2-8-1981
11-11	Steve Bucknall	A-North Carolina	2-25-1989
11-11	Cherokee Parks	A-Duke	1-4-1995
11-11	Justin Gray	A-Wake Forest	3-1-2003

CLEMSON INDIVIDUAL REBOUNDS

#	Name	Site-Opponent	Date
30	Tommy Smith	H-Georgia	2-21-1955
25	Donnie Mahaffey	H-Georgia	1-3-1963
24	Donnie Mahaffey	H-The Citadel	1-14-1963
24	Tree Rollins	N1-Delaware	12-28-1973
23	Tree Rollins	H-Tennessee Tech	12-11-1976
23	Tree Rollins	H-Maryland	1-19-1977
22	David Angel	N1-Auburn	12-30-1971
22	Tree Rollins	H-Harvard	11-28-1975
22	Tree Rollins	H-Baptist	12-6-1975
21	Earlie Maxwell	N2-North Carolina	2-18-1961
21	David Angel	H-Virginia	1-27-1973
21	Dale Davis	H-North Carolina	2-1-1989
21	Dale Davis	H-SC State	12-17-1990

N1 - Greenville, S.C.; N2 - Charlotte, N.C.

OPPONENT INDIVIDUAL REBOUNDS

#	Name	Site-Opponent	Date
36	Dickie Hemric	A-Wake Forest	2-4-1955
29	Paul Silas	H-Creighton	12-15-1962
28	Ronnie Shavlik	A-NC State	2-4-1956
28	Fred Lentz	H-South Carolina	3-2-1957
27	Billy Cunningham	N1-North Carolina	2-16-1963
25	Dave Cowens	A-Florida State	1-22-1970
25	Tom Owens	N1-South Carolina	2-13-1970
23	Pete Brennan	H-North Carolina	1-18-1958
23	Jim Fox	H-South Carolina	2-13-1965
23	J.J. Hickson	A-NC State	2-16-2008
21	Ronnie Shavlik	NC State	2-5-1955
21	George Stepanovich	NC State	1-31-1959
21	Mike Lewis	A-Duke	1-9-1968
21	Will Hetzel	H-Maryland	2-22-1969
21	Tom Burleson	A-NC State	1-17-1972

N1 - Charlotte, N.C.

CLEMSON INDIVIDUAL OFFENSIVE REBOUND BESTS

(Since 1978-79)

Reb	Name	Site-Opponent	Date
11	Dale Davis	H-SC State	12-17-1990
11	Harold Jamison	H-South Carolina	12-17-1997
10	Horace Grant	H-Georgia State	12-18-1985
10	Horace Grant	H-Wake Forest	2-18-1987
10	Dale Davis	H-Duke	3-2-1988
10	Sharone Wright	A-UAB	3-22-1993
10	Sharrod Ford	H-Georgia Tech	2-28-2004
10	James Mays	A-Maryland	1-13-2007
9	Horace Grant	H-Duke	2-26-1986
9	Dale Davis	A-Maryland	1-9-1988
9	Dale Davis	N1-Middle Tennessee	12-27-1988
9	Dale Davis	A-NC State	1-3-1990
9	Dale Davis	H-Furman	12-2-1990
9	Dale Davis	N2-Florida Atlantic	12-21-1990
9	Dale Davis	H-Georgia Tech	3-2-1991
9	Sharone Wright	N3-Appalachian State	12-28-1992
9	Devin Gray	A-Florida State	2-20-1993
9	Sharrod Ford	A-Miami	1-26-2005
9	Ian Schieffelin	H-The Citadel	11-7-2022

N1 - Portland, Ore.; N2 - Miami, Fla.; N3 - Charlotte, N.C.

DUNKS BY CLEMSON

Dunks	Name	Site-Opponent	Date
8	Tree Rollins	H-Wake Forest	1-15-1977
7	Moose Campbell	H-North Carolina	1-2-1980
7	Sharone Wright	H-Appalachian State	1-24-1994
7	Harold Jamison	H-Butler	3-18-1999
6	Larry Nance	H-Illinois Tech	12-13-1980
6	Harold Jamison	H-NC State	1-5-1999
6	Akin Akingbala	H-Georgia Tech	3-4-2006
6	K.J. McDaniels	A-Virginia Tech	2-4-2012

CHARGES TAKEN BY CLEMSON

CT	Name	Site-Opponent	Date
4	Marvin Dickerson	H-North Carolina	1-27-1979
4	Bobby Conrad	H-North Carolina	1-27-1979
4	Marc Campbell	A-Georgia Tech	1-26-1984

CLEMSON INDIVIDUAL ASSISTS

#	Name	Site-Opponent	Date
20	Grayson Marshall	H-Maryland-Eastern Shore	11-25-1985
18	Derrick Johnson	N1-Boston College	12-28-1976
16	Derrick Johnson	H-Butler	12-14-1976
16	Edward Scott	H-Wake Forest	2-13-2002
15	Mike Eppley	H-Saint Francis (N.Y.)	1-4-1983
14	Chris Whitney	H-Liberty	12-5-1992
14	Edward Scott	H-Charleston Southern	12-22-2001
13	Grayson Marshall	H-Middle Tennessee	3-13-1986
13	Lou Richie	H-Florida State	2-19-1994
13	Lou Richie	H-Southern Mississippi	3-17-1994
13	Edward Scott	H-NC State	1-15-2002

N1 - Milwaukee, Wis.; N2 - Little Rock, Ark.; N3 - Greensboro, N.C.

INDIVIDUAL GAME BESTS

OPPONENT INDIVIDUAL ASSISTS

#	Name	Site-Opponent	Date
17	Tyrone Bogues	N1-Wake Forest	1-10-1987
14	Brian Oliver	A-Georgia Tech	1-25-1989
13	Sidney Lowe	A-NC State	2-4-1981
13	Sidney Lowe	A-NC State	2-9-1983
13	Neal Murray	H-Middle Tennessee	12-15-1984
13	Steve Hale	A-North Carolina	2-23-1985
13	Drew Barry	A-Georgia Tech	3-13-1993
13	Steve Blake	A-Maryland	1-20-2002
13	Greivis Vasquez	A-Maryland	2-24-2010
13	Kendall Marshall	A-North Carolina	2-18-2012

N1 - Greensboro, N.C.

CLEMSON INDIVIDUAL BLOCKED SHOTS

#	Name	Site-Opponent	Date
10	Tree Rollins	H-Presbyterian	12-13-1975
10	Tree Rollins	H-Jacksonville	12-16-1976
10	Tree Rollins	H-Duke	2-23-1977
10	Sharone Wright	H-UNC Greensboro	12-12-1992
10	Sharone Wright	H-Maryland	1-26-1993
9	Tree Rollins	H-Saint John's	12-1-1973
9	Tree Rollins	H-Maryland	1-22-1975
9	Sharrod Ford	A-Maryland	2-22-2005
8	Tree Rollins	H-Virginia	1-26-1974
8	Tree Rollins	H-Furman	12-29-1973
8	Tree Rollins	A-Furman	1-23-1974
8	Tree Rollins	H-Virginia	1-25-1975
8	Tree Rollins	H-NC State	2-22-1975
8	Tree Rollins	H-North Carolina	1-20-1977
8	Tree Rollins	H-North Carolina	1-29-1977
8	Elden Campbell	H-Florida International	1-12-1987
8	Elden Campbell	H-Radford	12-9-1989
8	Sharone Wright	N1-Maryland	3-12-1992
8	Sharone Wright	H-Duke	1-15-1994
8	Sharrod Ford	H-East Tennessee State	12-15-2003
8	Trevor Booker	H-North Carolina	1-17-2007
8	Jerai Grant	H-East Carolina	12-29-2010
8	Landry Nnoko	A-Virginia Tech	2-6-2016

N1 - Charlotte, N.C.

OPPONENT INDIVIDUAL BLOCKED SHOTS

#	Name	Site-Opponent	Date
10	Cherokee Parks	N2-Duke	3-11-1994
7	Mike Gminski	A-Duke	2-20-1980
7	Tim Duncan	A-Wake Forest	1-21-1995
7	Sam Harris	H-Old Dominion	11-18-2007

6	Mike Gminski	N1-Duke	3-3-1977
6	Derrick Lewis	A-Maryland	1-16-1985
6	Cedric Lewis	A-Maryland	1-5-1991
6	Mark Strickland	H-Temple	1-19-1991
6	Brendan Haywood	A-North Carolina	1-17-2001
6	Matt Minoff	H-Yale	1-2-2002
6	Jarvis Varnado	A-Mississippi State	11-15-2007

N1 - Greensboro, N.C.; N2 - Charlotte, N.C.

CLEMSON INDIVIDUAL STEALS

#	Name	Site-Opponent	Date
7	Stan Rome	H-Maryland	1-19-1977
7	Devin Gray	H-The Citadel	12-19-1992
7	Terrell McIntyre	H-Georgia Tech	3-1-1998
7	K.C. Rivers	H-Duke	2-4-2009
7	Andre Young	H-Maryland	1-31-2010
6	Stan Rome	H-Maryland	2-11-1978
6	Fred Gilliam	H-Maryland	2-9-1980
6	Mike Eppley	A-South Carolina	1-27-1983
6	Michael Tait	H-Maryland	1-17-1987
6	Marion Cash	N1-Villanova	12-27-1989
6	David Young	H-Furman	12-2-1990
6	Corey Wallace	H-Howard	12-5-1992
6	Lou Richie	H-Florida State	2-19-1994
6	Iker Iturbe	H-NC State	3-1-1995
6	Greg Buckner	H-Maryland	12-4-1997
6	Edward Scott	N2-Duke	3-9-2000
6	Vernon Hamilton	H-UNC Asheville	11-23-2004
6	Cheyenne Moore	H-Georgia Tech	2-8-2005
6	Vernon Hamilton	H-Worford	12-6-2005
6	Vernon Hamilton	H-North Carolina	1-17-2007
6	James Mays	H-Furman	11-12-2007
6	K.C. Rivers	N2-North Carolina	3-16-2008
6	Avry Holmes	H-Georgia Tech	2-13-2016

N1 - San Diego, Calif.; N2 - Charlotte, N.C.

OPPONENT INDIVIDUAL STEALS

#	Name	Site-Opponent	Date
10	Mo Rivers	A-NC State	1-12-1974
10	Zakee Wadood	H-ETSU	12-15-2003
7	Steve Dade	H-Catholic	11-24-1978
7	Mark Price	A-Georgia Tech	1-26-1984
7	Nate McMillian	H-NC State	2-5-1986
7	Chad Leonard	H-The Citadel	12-18-1994
7	Delvon Arrington	H-Florida State	2-23-2002
7	Javaris Crittenton	A-Georgia Tech	2-3-2007

THE 20-20 CLUB

(20 Points & 20 Rebounds in the Same Game)

By Clemson

Pts-Reb	Name	Site-Opponent	Date
23-30	Tommy Smith	H-Georgia	2-21-1955
21-20	Earle Maxwell	H-Virginia	2-3-1961
25-20	Tommy Mahaffey	H-South Carolina	2-21-1961
20-20	Donnie Mahaffey	A-Virginia Military	1-28-1963
21-20	Donnie Mahaffey	H-Virginia	2-8-1963
27-22	David Angel	N1-Auburn	12-30-1971
22-20	Tree Rollins	H-Saint John's	12-1-1973
28-23	Tree Rollins	H-Tennessee Tech	12-11-1976
20-20	Tree Rollins	H-Georgia Tech	1-8-1977
22-23	Tree Rollins	H-Maryland	1-19-1977
21-20	Horace Grant	H-Georgia State	12-18-1985
33-20	Horace Grant	H-Wake Forest	2-18-1987
21-21	Dale Davis	H-North Carolina	2-1-1989
21-21	Dale Davis	H-SC State	12-17-1990

N1 - Greenville, S.C.

By Opponents


Pts-Reb	Name	Site-Opponent	Date
26-23	Pete Brennan	H-North Carolina	1-18-1958
21-21	Lee Shaffer	N-North Carolina	3-5-1959
27-20	Art Heyman	N1-Duke	3-2-1962
23-29	Paul Silas	H-Creighton	12-15-1962
27-20	Jim Barnes	A-Texas-El Paso	12-28-1963
30-23	Jim Fox	H-South Carolina	2-13-1965
33-21	Will Hetzel	H-Maryland	2-22-1969
29-25	Dave Cowens	A-Florida State	1-22-1970
22-25	Tom Owens	N2-South Carolina	2-13-1970
24-21	Tom Burleson	A-NC State	1-17-1972
22-20	Eric Williams	H-Wake Forest	1-11-2006

N1 - Raleigh, N.C.; N2 - Charlotte, N.C.

CLEMSON TRIPLE-DOUBLES

(at least 10 points, rebounds, assists, or blocked shots in a game)

12/13/75	Tree Rollins vs. Presbyterian (20 points, 14 rebounds, 10 blocks)
2/23/77	Tree Rollins vs. Duke (16 points, 15 rebounds, 10 blocks)
12/12/92	Sharone Wright vs. UNC Greensboro (21 points, 15 rebounds, 10 blocks)
1/26/93	Sharone Wright vs. Maryland (12 points, 14 rebounds, 10 blocks)



TOM MAHAFFEY POSTED 25 POINTS AND 20 REBOUNDS IN 1961 AGAINST SOUTH CAROLINA.



INDIVIDUAL SEASON BESTS

POINTS

1.	Bill Yarborough	1954-55	651
	Horace Grant	1986-87	651
3.	Butch Zatezalo	1968-69	645
4.	Terrell McIntyre	1998-99	627
	Will Solomon	1999-00	627
6.	K.J. McDaniels	2013-14	614
7.	Marcquise Reed	2018-19	602
8.	Will Solomon	2000-01	591
9.	Jaron Blossomgame	2016-17	584
10.	Jaron Blossomgame	2015-16	580
11.	Elden Campbell	1989-90	575
12.	Butch Zatezalo	1969-70	564
13.	Billy Williams	1979-80	562
14.	Horace Grant	1985-86	556
15.	Marcquise Reed	2017-18	553
16.	Butch Zatezalo	1967-68	552
17.	Vince Yockel	1955-56	544
18.	Dale Davis	1989-90	537
19.	Elden Campbell	1987-88	525
20.	Sharone Wright	1993-94	522
21.	Greg Buckner	1997-98	521

SCORING AVERAGE

1.	Bill Yarborough	1954-55	28.3
2.	Butch Zatezalo	1968-69	25.8
3.	Butch Zatezalo	1967-68	23.0
4.	Butch Zatezalo	1969-70	21.7
5.	Horace Grant	1986-87	21.0
6.	Vince Yockel	1955-56	20.92
7.	Will Solomon	1999-00	20.90
8.	Vince Yockel	1956-57	19.8
9.	Will Solomon	2000-01	19.7
10.	Marcquise Reed	2018-19	19.4

POINTS PER MINUTE

Rk	Player	Year	Pts	Min	Pt/M
1.	Butch Zatezalo	1968-69	645	976	.661
2.	Elden Campbell	1987-88	525	808	.650
3.	Horace Grant	1986-87	651	1010	.645
4.	Stan Rome	1976-77	427	680	.630
5.	Elden Campbell	1988-89	507	814	.623
6.	Anthony Jenkins	1982-83	209	340	.615
7.	Stan Rome	1975-76	304	508	.598
8.	Will Solomon	2000-01	591	998	.592
9.	Will Solomon	1999-00	627	1079	.581
10.	Terrence Oglesby	2007-08	356	619	.575

Note: Since 1968-69, minimum of 200 points scored

REBOUNDS

1.	Dale Davis	1989-90	395
2.	Sharone Wright	1993-94	362
3.	Tree Rollins	1976-77	359
4.	Horace Grant	1985-86	357
5.	Harold Jamison	1998-99	346
6.	Dale Davis	1990-91	340
7.	Tree Rollins	1974-75	328
8.	Ron Richardson	1951-52	327
9.	Hunter Tyson	2022-23	325
10.	Tree Rollins	1973-74	316

REBOUND AVERAGE

1.	Ron Richardson	1951-52	13.6
2.	Tree Rollins	1976-77	12.8
3.	Marvin Robinson	1951-52	12.6
4.	Tree Rollins	1973-74	12.2
5.	Dale Davis	1990-91	12.1
6.	Tree Rollins	1974-75	11.7
7.	Richie Mahaffey	1967-68	11.5
8.	Charles Gage	1953-54	11.35
9.	Dale Davis	1989-90	11.29
10.	Tom Mahaffey	1960-61	11.27

DOUBLE-DOUBLES

1.	Dale Davis	1989-90	20
2.	Tree Rollins	1976-77	19
	Dale Davis	1990-91	19
4.	Sharone Wright	1993-94	18
5.	Tom Mahaffey	1960-61	16
	Tree Rollins	1973-74	16
	Horace Grant	1985-86	16
	Hunter Tyson	2022-23	16
9.	Sharone Wright	1992-93	15
10.	Tree Rollins	1974-75	14

OFFENSIVE REBOUNDS

(Since 1978-79)

1.	Dale Davis	1989-90	166
2.	Horace Grant	1985-86	144
3.	Sharone Wright	1992-93	128
4.	Harold Jamison	1997-98	126
5.	Sharone Wright	1993-94	124
6.	Harold Jamison	1998-99	123
7.	Dale Davis	1990-91	122
8.	Sharone Wright	1991-92	120
9.	Sidy Djitte	2016-17	116
10.	Horace Grant	1986-87	114

FIELD GOALS MADE

1.	Horace Grant	1986-87	256
2.	Bill Yarborough	1954-55	247
3.	Billy Williams	1979-80	229
4.	Butch Zatezalo	1968-69	228
5.	Elden Campbell	1989-90	225
6.	Jaron Blossomgame	2016-17	220
7.	Elden Campbell	1987-88	217
8.	Butch Zatezalo	1969-70	213
	Will Solomon	1999-00	213
10.	Vince Yockel	1955-56	210

FIELD GOAL ATTEMPTS

1.	Bill Yarborough	1954-55	623
2.	Butch Zatezalo	1968-69	538
3.	Will Solomon	1999-00	531
4.	Butch Zatezalo	1967-68	515
5.	Butch Zatezalo	1969-70	483
6.	Bill Yarborough	1955-56	480
7.	Vince Yockel	1955-56	476
8.	Choppy Patterson	1960-61	465
9.	Will Solomon	2000-01	461
10.	Marcquise Reed	2018-19	459

FIELD GOAL PERCENTAGE

(Min. of 125 Attempts)

1.	Harold Jamison	1998-99	.674
2.	Dale Davis	1988-89	.670
3.	Horace Grant	1986-87	.656
4.	Jerai Grant	2009-10	.632
5.	Elden Campbell	1987-88	.629
6.	Dale Davis	1989-90	.625
7.	Elijah Thomas	2018-19	.612
8.	Trevor Booker	2006-07	.602
9.	Horace Wyatt	1981-82	.601
10.	Harold Jamison	1996-97	.597

THREE-POINT FIELD GOALS

Rk	Player	Year	GP	Att	Made
1.	Terrell McIntyre	1998-99	35	246	99
2.	Will Solomon	2000-01	30	252	95
3.	Will Solomon	1999-00	30	248	93
4.	Terrence Oglesby	2008-09	32	237	92
5.	K.C. Rivers	2006-07	36	223	88
6.	Chris Whitney	1992-93	30	213	87
7.	Gabe DeVoe	2017-18	35	217	86
8.	Terrence Oglesby	2007-08	34	211	85
9.	Chris Whitney	1991-92	28	191	80
	Tony Stockman	2001-02	27	220	80
	K.C. Rivers	2007-08	34	199	80
	Andre Young	2010-11	34	202	80

THREE-POINT FIELD GOALS PER GAME

Rk	Player	Year	Md	GP	3Pt/G
1.	Will Solomon	2000-01	95	30	3.16
2.	Will Solomon	1999-00	93	30	3.10
3.	Chris Whitney	1992-93	87	30	2.90
4.	Terrence Oglesby	2008-09	92	32	2.88
5.	Chris Whitney	1991-92	80	28	2.86
	Tony Stockman	2001-02	80	28	2.86
7.	Terrell McIntyre	1998-99	99	35	2.83
8.	Terrence Oglesby	2007-08	85	34	2.50
9.	Gabe DeVoe	2017-18	86	35	2.46
10.	K.C. Rivers	2006-07	88	36	2.44

THREE-POINT FIELD GOAL ACCURACY

(Min. 25 Made)

Rk	Player	Year	FGM-FGA	Pct.
1.	Michael Tait	1986-87	70-136	.515
2.	Marc Campbell	# 1982-83	37-73	.507
3.	Shawan Robinson	2002-03	28-59	.475
4.	Alex Hemenway	2022-23	33-70	.471
5.	Anthony Jenkins	# 1982-83	31-66	.470
6.	Shelton Mitchell	2016-17	29-64	.453
7.	Anthony Jenkins	1986-87	60-133	.451
8.	Michael Brown	1986-87	34-76	.447
9.	Jaron Blossomgame	2015-16	45-101	.446
10.	Bruce Martin	1994-95	64-144	.444

- 17'9" distance on three-point goals.

FREE THROWS MADE

1.	Butch Zatezalo	1968-69	189
2.	Butch Zatezalo	1967-68	174
3.	Richie Mahaffey	1967-68	165

MARQUISE REED SCORED 602 POINTS DURING THE 2018-19 SEASON, SEVENTH-MOST IN CLEMSON HISTORY.



INDIVIDUAL SEASON BESTS

4. Bill Yarborough	1954-55	157
5. K.J. McDaniels	2013-14	154
6. Sharone Wright	1993-94	150
Marcquise Reed	2018-19	150
8. Choppy Patterson	1960-61	146
9. Horace Grant	1985-86	140
10. Jim Brennan	1963-64	139

FREE THROW ATTEMPTS

1. Richie Mahaffey	1967-68	250
2. Sharone Wright	1993-94	233
3. Butch Zatezalo	1968-69	229
4. Dale Davis	1989-90	213
5. Butch Zatezalo	1967-68	212
6. Elden Campbell	1989-90	207
7. Dale Davis	1990-91	205
8. Bill Yarborough	1954-55	198
9. Horace Grant	1986-87	195
10. Horace Grant	1985-86	193

FREE THROW PERCENTAGE

1. Shawan Robinson	2005-06	.913
2. Marcquise Reed	2016-17	.906
3. Gary Burnisky	1963-64	.898
4. Jim Sutherland	1966-67	.897
5. Brevin Galloway	2022-23	.869
6. John Snee	1950-51	.860
7. Shelton Mitchell	2017-18	.857
8. Tim Kincaid	1987-88	.856
9. Jim Sutherland	1965-66	.850
10. Marcquise Reed	2017-18	.845

Note: Minimum of 2.5 free throws per game and must play 75% of team's games.

DUNKS

(Since 1967-68)

1. Harold Jamison	1998-99	62
2. Akin Akingbala	2005-06	59
3. K.J. McDaniels	2013-14	58
4. Larry Nance	1980-81	55
5. Sharone Wright	1993-94	54
6. Tree Rollins	1976-77	53
Dale Davis	1990-91	53
8. Devin Gray	1992-93	50
9. Devin Booker	2011-12	47
10. Elden Campbell	1987-88	46

CHARGES TAKEN

(Since 1978-79)

1. Bobby Conrad	1978-79	32
2. Marvin Dickerson	1978-79	24
3. Jerry Pryor	1987-88	21
4. Bobby Conrad	1979-80	20
Grayson Marshall	1984-85	20
6. Billy Williams	1978-79	18
Demontez Stitt	2008-09	18
8. Billy Williams	1979-80	16
Chris Hobbs	2003-04	16
10. Fred Gilliam	1980-81	15
Iker Iturbe	1996-97	15
Tanner Smith	2010-11	15

STEALS

(Since 1975-76)

1. Vernon Hamilton	2005-06	83
2. Chris Whitney	1992-93	73
3. Vernon Hamilton	2006-07	70
4. James Mays	2006-07	69
5. Vernon Hamilton	2004-05	68
6. Cliff Hammonds	2007-08	66
Marcquise Reed	2018-19	66
8. K.C. Rivers	2007-08	64
9. Greg Buckner	1994-95	63
10. Bobby Conrad	1979-80	60
Devin Gray	1992-93	60
Cliff Hammonds	2006-07	60

STEALS PER GAME

1. Vernon Hamilton	2005-06	2.68
2. Chris Whitney	1992-93	2.43
3. Sean Tyson	1990-91	2.42
4. Greg Buckner	1994-95	2.25
5. Vernon Hamilton	2004-05	2.13
Marcquise Reed	2018-19	2.13
7. Devin Gray	1992-93	2.00



SHAWAN ROBINSON SHOT A CLEMSON-BEST 91.3 PERCENT AT THE FREE THROW LINE TO LEAD THE ACC IN 2005-06.

Terrell McIntyre	1997-98	2.00
9. Vernon Hamilton	2006-07	1.94
Cliff Hammonds	2007-08	1.94

BLOCKED SHOTS

(Since 1973-74)

1. Sharone Wright	1992-93	124
2. Tree Rollins	1974-75	119
3. Tree Rollins	1975-76	117
4. Tree Rollins	1976-77	108
5. Tree Rollins	1973-74	106
6. K.J. McDaniels	2013-14	100
7. Sharone Wright	1993-94	99
8. Elden Campbell	1989-90	97
9. Elden Campbell	1987-88	88
10. Elden Campbell	1988-89	87

BLOCKED SHOTS PER GAME

1. Tree Rollins	1974-75	4.25
2. Tree Rollins	1975-76	4.18
3. Sharone Wright	1992-93	4.13
4. Tree Rollins	1973-74	4.08
5. Tree Rollins	1976-77	3.86
6. Elden Campbell	1987-88	3.14
7. Elden Campbell	1988-89	3.00
8. Sharone Wright	1993-94	2.91
9. K.J. McDaniels	2013-14	2.78
10. Elden Campbell	1989-90	2.77

ASSISTS

(Since 1969-70)

1. Grayson Marshall	1985-86	262
2. Edward Scott	2001-02	238
3. Grayson Marshall	1986-87	221
4. Chris Whitney	1991-93	193
5. Grayson Marshall	1984-85	192
6. Terrell McIntyre	1998-99	188
7. Chris Dodds	1980-81	187
8. Grayson Marshall	1987-88	182
Lou Richie	1993-94	182
10. Marion Cash	1989-90	174

ASSISTS PER GAME

1. Edward Scott	2001-02	7.93
2. Grayson Marshall	1985-86	7.71
3. Grayson Marshall	1986-87	7.37
4. Grayson Marshall	1984-85	6.62

5. Chris Whitney	1992-93	6.43
6. Grayson Marshall	1987-88	6.27
7. Derrick Johnson	1976-77	6.04
8. Chris Dodds	1980-81	6.03
9. Edward Scott	2002-03	5.75
10. Chris Whitney	1991-92	5.75

ASSIST/TURNOVER RATIO

(Min. 50 Assists)

Rk	Ratio	(Ast-TO)	Player	Year
1.	3.03	(118-39)	Jordan Roper	2015-16
2.	2.99	(221-74)	Grayson Marshall	1986-87
3.	2.87	(66-23)	Andre Young	2008-09
4.	2.82	(262-93)	Grayson Marshall	1985-86
5.	2.76	(124-45)	Marc Campbell	1982-83
6.	2.55	(102-40)	Andre Young	2010-11
7.	2.49	(147-59)	Cliff Hammonds	2006-07
8.	2.42	(104-43)	Marc Campbell	1983-84
9.	2.36	(97-41)	Andre Young	2011-12
10.	2.26	(154-68)	Terrell McIntyre	1997-98

MINUTES PLAYED

(Since 1968-69)

1. Terrell McIntyre	1998-99	1250
2. Marcquise Reed	2017-18	1221
3. K.J. McDaniels	2013-14	1212
4. Cliff Hammonds	2006-07	1204
5. Gabe DeVoe	2017-18	1202
6. Rod Hall	2013-14	1194
7. Grayson Marshall	1985-86	1186
8. Hunter Tyson	2022-23	1180
9. Cliff Hammonds	2007-08	1162
10. Vernon Hamilton	2006-07	1134

MINUTES PLAYED PER GAME

(Since 1968-69)

1. Butch Zatezalo	1968-69	39.04
2. Edward Scott	2002-03	38.46
3. Chris Whitney	1992-93	37.75
4. Butch Zatezalo	1969-70	37.62
5. Edward Scott	2001-02	36.80
6. Vincent Hamilton	1984-85	36.63
7. Grayson Marshall	1987-88	36.41
8. Will Solomon	1999-00	35.97



YEARLY LEADERS

SCORING

Year	Name	FG	3Pt	FT	PTS	AVG
1937-38	Banks McFadden, C	126		55	307	13.3
1938-39	Banks McFadden, C	110		64	284	11.8
1939-40	Banks McFadden, C	89		41	219	13.7
1940-41	Marion Craig, F	127		25	279	12.7
1941-42	C.C. Graham, F	137		26	100	6.3
1942-43	Marion Craig, F	98		14	210	13.1
1943-44	Leonard Riddle, G	54		17	125	11.4
1944-45	Eddis Freeman, G	63		51	177	11.1
1945-46	June Pruitt, F	102		42	246	12.3
1946-47	June Pruitt, F	85		37	207	10.4
1947-48	Leonard Riddle, G	97		71	265	11.5
1948-49	Doug Haugk, F	96		37	229	10.9
1949-50	Johnny Snee, G	123		31	277	13.9
1950-51	Johnny Snee, G	124		49	297	17.5
1951-52	Johnny Snee, G	144		50	338	14.7
1952-53	John McGraw, C	99		50	248	13.8
1953-54	Ames Wells, G	133		89	355	15.2
1954-55	Bill Yarborough, G	247		157	651	28.3
1955-56	Vince Yockel, F	210		124	544	20.9
1956-57	Vince Yockel, F	178		118	474	19.8
1957-58	Vince Yockel, F	125		82	332	13.8
1958-59	George Krajack, F	122		69	313	13.0
1959-60	Choppy Patterson, G	151		125	427	16.4
1960-61	Choppy Patterson, G	174		146	494	19.0
1961-62	Jim Brennan, G	183		95	461	17.1
1962-63	Jim Brennan, G	144		111	399	16.6
1963-64	Jim Brennan, G	159		139	457	18.3
1964-65	Randy Mahaffey, C	145		108	398	17.3
1965-66	Garry Helms, G	209		62	480	19.2
1966-67	Jim Sutherland, G	183		104	470	18.8
1967-68	Butch Zatezalo, G	189		174	552	23.0
1968-69	Butch Zatezalo, G	228		189	645	25.8
1969-70	Butch Zatezalo, G	213		138	546	21.7
1970-71	Dave Angel, C	123		109	355	13.7
1971-72	Dave Angel, C	116		129	361	13.9
1972-73	Van Gregg, G	151		51	353	13.6
1973-74	Van Gregg, G	147		64	358	13.8
1974-75	Skip Wise, G	188		86	462	18.5
1975-76	Tree Rollins, C	170		43	383	13.7
1976-77	Stan Rome, F	174		79	427	15.3
1977-78	Stan Rome, F	141		60	342	12.7
1978-79	Billy Williams, G	157		68	382	13.2
1979-80	Billy Williams, G	229		104	562	17.6
1980-81	Larry Nance, C	207		80	494	15.9
1981-82	Vincent Hamilton, G	181		58	420	15.0
1982-83	Raymond Jones, C	135	0	86	356	11.5
1983-84	Murray Jarman, C	157		90	404	15.0
1984-85	Vincent Hamilton, G	158		61	437	15.1
1985-86	Horace Grant, F	208		140	556	16.4
1986-87	Horace Grant, C	256	1	138	651	21.0
1987-88	Elden Campbell, C	217	0	91	525	18.8
1988-89	Elden Campbell, C	205	2	95	507	17.5
1989-90	Elden Campbell, C	225	1	124	575	16.4
1990-91	Dale Davis, C	191	0	119	501	17.9
1991-92	Chris Whitney, G	119	80	56	374	13.4
1992-93	Devin Gray, F	197	13	93	500	16.7
1993-94	Sharone Wright, C	186	0	150	422	15.4
1994-95	Greg Buckner, F	141	13	41	336	12.0
1995-96	Greg Buckner, F	144	1	92	381	13.1
1996-97	Greg Buckner, F	190	17	119	516	15.6
1997-98	Greg Buckner, G	204	19	94	521	16.3
1998-99	Terrell McIntyre, G	199	99	130	627	17.9
1999-00	Will Solomon, G	213	93	108	627	20.9
2000-01	Will Solomon, G	183	95	130	591	19.7
2001-02	Jamar McKnight, F	135	45	36	351	12.5
2002-03	Edward Scott, G	165	44	122	496	17.7
2003-04	Sharrod Ford, C	116	0	100	332	11.9
2004-05	Sharrod Ford, C	185	0	107	477	14.9
2005-06	Shawan Robinson, G	123	63	84	393	12.3
2006-07	K.C. Rivers, G/F	183	88	50	504	14.0
2007-08	K.C. Rivers, G/F	188	80	44	500	14.7
2008-09	Trevor Booker, F	189	9	104	491	15.3
2009-10	Trevor Booker, F	188	9	101	486	15.2
2010-11	Demontez Stitt, G	152	44	115	463	14.5
2011-12	Andre Young, G	137	66	72	412	13.3
2012-13	Devin Booker, F/C	159	2	86	406	13.1
2013-14	K.J. McDaniels, F	209	42	154	614	17.1
2014-15	Jaron Blossomgame, F	144	17	102	407	13.1
2015-16	Jaron Blossomgame, F	201	45	133	580	18.7
2016-17	Jaron Blossomgame, F	220	24	120	584	17.7
2017-18	Marquise Reed, G	183	67	120	553	15.8
2018-19	Marquise Reed, G	202	48	150	602	19.4
2019-20	Aamir Simms, F	139	34	79	391	13.0
2020-21	Aamir Simms, F	124	22	52	322	13.4
2021-22	PJ Hall, C	179	24	82	464	15.5
2022-23	Hunter Tyson, F	172	83	93	520	15.3
	PJ Hall, C	192	33	88	505	15.3

FIELD GOAL PERCENTAGE

(Minimum of 100 Attempts)

Year	Name	FG	FGA	PCT
1952-53	Tommy McCullough, F	68	170	.400
1953-54	Ames Wells, G	133	322	.413
1954-55	Tommy Smith, F	57	130	.438
1955-56	Vince Yockel, F	210	476	.441
1956-57	Ed Brinkley, G	131	280	.468
1957-58	George Krajack, F	96	210	.457

1958-59	George Krajack, F	122	294	.415
1959-60	Tom Mahaffey, F	73	159	.459
1960-61	Tom Mahaffey, F	131	302	.434
1961-62	Tom Mahaffey, F	72	159	.453
1962-63	Mike Bohonak, F	66	161	.410
1963-64	Donnie Mahaffey, C	88	181	.486
1964-65	Randy Mahaffey, C	145	291	.498
1965-66	Garry Helms, F	209	406	.515
1966-67	Randy Mahaffey, C	155	305	.508
1967-68	Tripp Jones, F	86	184	.467
1968-69	Curt Eckard, C	60	124	.484
1969-70	Richie Mahaffey, C	84	153	.549
1970-71	Dave Angel, C	123	238	.517
1971-72	Dave Angel, C	116	258	.450
1972-73	Jeff Reisinger, F	130	246	.528
1973-74	Tree Rollins, C	144	265	.543
1974-75	Stan Rome, F	121	229	.528
1975-76	Tree Rollins, C	170	313	.543
1976-77	Tree Rollins, C	167	288	.580
1977-78	Chubby Wells, F	88	157	.561
1978-79	Billy Williams, G	157	298	.527
1979-80	John Campbell, C	130	224	.580
1980-81	Larry Nance, C	207	360	.575
1981-82	*Horace Wyatt, C	125	208	.601
1982-83	Murray Jarman, C	81	155	.523
1983-84	Murray Jarman, C	157	276	.569
1984-85	Raymond Jones, F	80	136	.588
1985-86	Horace Grant, F	208	356	.584
1986-87	Horace Grant, C	256	390	.656
1987-88	Elden Campbell, C	217	345	.629
1988-89	Dale Davis, F	146	218	.670
1989-90	Dale Davis, F	205	328	.625
1990-91	Ricky Jones, F	116	212	.547
1991-92	Corey Wallace, F	77	143	.538
1992-93	Sharone Wright, C	178	314	.567
1993-94	Devin Gray, F	178	311	.572
1994-95	Greg Buckner, F	141	268	.526
1995-96	Harold Jamison, C	69	133	.519
1996-97	Harold Jamison, F	92	154	.597
1997-98	Harold Jamison, F	119	201	.592
1998-99	*Harold Jamison, F	174	258	.674
1999-00	Adam Allenspach, F	127	278	.457
2000-01	Chris Hobbs, F	77	136	.566
2001-02	Ray Henderson, C	100	183	.546
2002-03	Sharrod Ford, C	88	156	.564
2003-04	Sharrod Ford, C	116	216	.537
2004-05	Akin Akingbala, F	73	123	.593
2005-06	Akin Akingbala, C	148	257	.576
2006-07	Trevor Booker, C	159	264	.602
2007-08	Raymond Sykes, C/F	67	117	.573
2008-09	*Raymond Sykes, C/F	107	185	.578
2009-10	Jerai Grant, F/C	86	136	.632
2010-11	Jerai Grant, F/C	157	275	.571
2011-12	Devin Booker, F/C	124	270	.459
2012-13	Devin Booker, F/C	159	292	.545
2013-14	Landry Nnoko, C	92	168	.548
2014-15	Landry Nnoko, C	95	187	.508
2015-16	Sidy Djitte, C	62	100	.620
2016-17	Elijah Thomas, F/C	78	135	.578
2017-18	Elijah Thomas, F/C	145	259	.560
	Donte Grantham, F	102	182	.560
2018-19	Elijah Thomas, F/C	172	281	.612
2019-20	Aamir Simms, F	139	293	.474
2020-21	Aamir Simms, F	124	233	.532
2021-22	Naz Bohannon, F	82	156	.526
2022-23	PJ Hall, C	192	359	.535

* - Vincent Hamilton led the ACC with .586 figure (Wyatt did not have enough attempts to qualify for ACC stats); ^ - Trevor Booker led the ACC with a .571 figure (Sykes did not have enough attempts to qualify for ACC stats)

FREE THROW PERCENTAGE

(Minimum of 30 Attempts)

Year	Name	FT	FTA	PCT.
1952-53	Joe Murray, G	32	48	.667
1953-54	Barry Ryan, F	57	83	.687
1954-55	Bill Yarborough, F	122	154	.792
1955-56	Ed Brinkley, C	74	99	.747
1956-57	Dick Yeary, G	41	50	.820
1957-58	Vince Yockel, F	82	106	.774
1958-59	George Krajack, F	69	98	.704
1959-60	Choppy Patterson, G	125	154	.812
1960-61	Choppy Patterson, G	146	173	.844
1961-62	Jim Brennan, G	95	122	.779
1962-63	Jim Brennan, G	111	134	.828
1963-64	Gary Burnisky, F	79	88	.898
1964-65	Jim Sutherland, G	65	83	.783
1965-66	Jim Sutherland, G	91	107	.850
1966-67	Jim Sutherland, G	104	116	.897
1967-68	Butch Zatezalo, G	174	212	.821
1968-69	Butch Zatezalo, G	189	229	.825
1969-70	Butch Zatezalo, G	138	169	.817
1970-71	Dave Thomas, G	66	90	.733
1971-72	Terrell Suit, G	61	81	.753
1972-73	Bud Martin, G	64	76	.842
1973-74	Wayne Croft, F	60	75	.800
1974-75	Skip Wise, G	86	114	.754
1975-76	David Brown, G	75	94	.798
1976-77	Colon Abraham, F	64	77	.831
1977-78	Greg Coles, G	61	78	.782

1978-79	Bobby Conrad, G	50	62	.806
1979-80	Fred Gilliam, F	38	45	.844
1980-81	Fred Gilliam, F	57	67	.851
1981-82	Fred Gilliam, F	29	35	.829
1982-83	Anthony Jenkins, F	30	34	.882
1983-84	Anthony Jenkins, F	27	32	.844
1984-85	Vincent Hamilton, G	61	76	.803
1985-86	Larry Middleton, G	57	76	.750
1986-87	Larry Middleton, G	52	67	.776
1987-88	Tim Kincaid, G	89	104	.856
1988-89	Tim Kincaid, G	58	75	.773
1989-90	Kirkland Howling, G	46	65	.708
1990-91	David Young, G	50	60	.833
1991-92	Chris Whitney, G	56	73	.767
1992-93	Chris Whitney, G	85	106	.802
1993-94	Merl Code, G	38	47	.809
1994-95	Bruce Martin, G	28	32	.875
1995-96	Terrell McIntyre, G	80	101	.792
1996-97	Merl Code, G	92	114	.807
1997-98	Terrell McIntyre, G	88	113	.779
1998-99	Terrell McIntyre, G	130	16	

YEARLY LEADERS

REBOUNDING

Year	Name	REB	AVG
1952-53	John McGraw, C	177	11.1
1953-54	Charley Gage, F	261	11.3
1954-55	Tommy Smith, F	161	8.5
1955-56	Gene Seay, C	262	10.5
1956-57	Gene Seay, C	166	7.5
1957-58	George Krajack, F	165	6.9
1958-59	George Krajack, F	154	6.4
1959-60	Tom Mahaffey, F	195	7.5
1960-61	Tom Mahaffey, F	293	11.3
1961-62	Donnie Mahaffey, C	176	6.8
1962-63	Donnie Mahaffey, C	267	10.7
1963-64	Donnie Mahaffey, C	223	8.9
1964-65	Randy Mahaffey, C	224	9.7
1965-66	Randy Mahaffey, C	256	10.2
1966-67	Randy Mahaffey, C	225	9.0
1967-68	Richie Mahaffey, C	276	11.5
1968-69	Ronnie Yates, F	153	6.4
1969-70	Richie Mahaffey, C	145	9.1
1970-71	Dave Angel, C	180	6.9
1971-72	Dave Angel, C	253	9.7
1972-73	Dave Angel, C	174	6.7
1973-74	Tree Rollins, C	316	12.2
1974-75	Tree Rollins, C	328	11.7
1975-76	Tree Rollins, C	308	11.0
1976-77	Tree Rollins, C	359	12.8
1977-78	John Campbell, C	195	7.2
1978-79	Larry Nance, F	210	7.2
1979-80	Larry Nance, F	259	8.1
1980-81	Larry Nance, F	237	7.6
1981-82	Horace Wyatt, C	187	6.7
1982-83	Raymond Jones, C	219	7.1
1983-84	Murray Jarman, C	149	5.5
1984-85	Vincent Hamilton, G	200	6.9
1985-86	Horace Grant, F	357	10.5
1986-87	Horace Grant, F	299	9.6
1987-88	Dale Davis, F	223	7.7
1988-89	Dale Davis, F	258	8.9
1989-90	Dale Davis, F	395	11.3
1990-91	Dale Davis, C	340	12.1
1991-92	Sharone Wright, C	227	8.1
1992-93	Sharone Wright, C	314	10.5
1993-94	Sharone Wright, C	362	10.6
1994-95	Greg Buckner, F	165	5.9
1995-96	Harold Jamison, C	172	5.9
1996-97	Harold Jamison, F	187	5.7
1997-98	Harold Jamison, F	232	7.3
1998-99	Harold Jamison, F	346	9.9
1999-00	Adam Allenspach, C	206	7.1
2000-01	Chris Hobbs, F	190	6.3
2001-02	Ray Henderson, C	265	8.8
2002-03	Sharrod Ford, C	191	6.8
2003-04	Sharrod Ford, C	202	7.1
2004-05	Sharrod Ford, C	261	8.2
2005-06	Akin Akingbala, C	263	8.2
2006-07	James Mays, F	232	6.4
	Trevor Booker, C	232	6.4
2007-08	Trevor Booker, C	249	7.3
2008-09	Trevor Booker, F	311	9.7
2009-10	Trevor Booker, F	268	8.4
2010-11	Jerai Grant, F/C	228	6.7
2011-12	Devin Booker, F/C	217	7.0
2012-13	Devin Booker, F/C	231	7.5
2013-14	K.J. McDaniels, F	255	7.1
2014-15	Jaron Blossomgame, F	253	8.2
2015-16	Jaron Blossomgame, F	207	6.7
2016-17	Sidy Sdjitte, C	247	7.7
2017-18	Elijah Thomas, F/C	283	8.1
2018-19	Elijah Thomas, F/C	265	7.8
2019-20	Aamir Simms, F	217	7.2
2020-21	Aamir Simms, F	154	6.4
2021-22	David Collins, G	222	6.9
2022-23	Hunter Tyson, F	325	9.6

ASSISTS

1969-70	Butch Zatezalo, G	80
1970-71	John Coakley, G	38
1971-72	Terrell Suit, G	40
1972-73	Ron DiPasquale, G	42
1973-74	Jeff Reisinger, F	45
1974-75	Jo Jo Bethea, G	81
1975-76	Derrick Johnson, G	98
1976-77	Derrick Johnson, G	169
1977-78	Derrick Johnson, G	132
1978-79	Bobby Conrad, G	101
1979-80	Bobby Conrad, G	157
1980-81	Chris Dodds, G	87
1981-82	Mike Eppley, G	89
1982-83	Marc Campbell, G	124
1983-84	Marc Campbell, G	104
1984-85	Grayson Marshall, G	192
1985-86	Grayson Marshall, G	262
1986-87	Grayson Marshall, G	221
1987-88	Grayson Marshall, G	182
1988-89	Marion Cash, G	161
1989-90	Marion Cash, G	174
1990-91	David Young, G	100
1991-92	Chris Whitney, G	161
1992-93	Chris Whitney, G	193
1993-94	Lou Richie, G	182
1994-95	Merl Code, G	111
1995-96	Terrell McIntyre, G	90
1996-97	Terrell McIntyre, G	145
1997-98	Terrell McIntyre, G	154

1998-99	Terrell McIntyre, G	188
1999-00	Will Solomon, G	95
2000-01	Edward Scott, G	127
2001-02	Edward Scott, G	238
2002-03	Edward Scott, G	161
2003-04	Vernon Hamilton, G	91
2004-05	Shawan Robinson, G	94
2005-06	Cliff Hammonds, G	105
2006-07	Cliff Hammonds, G	147
2007-08	Cliff Hammonds, G	133
2008-09	Demontez Stitt, G	121
2009-10	Demontez Stitt, G	94
2010-11	Demontez Stitt, G	107
2011-12	Tanner Smith, G	128
2012-13	Rod Hall, G	110
2013-14	Rod Hall, G	143
2014-15	Rod Hall, G	106
2015-16	Jordan Roper, G	118
2016-17	Shelton Mitchell, G	103
2017-18	Shelton Mitchell, G	119
2018-19	Shelton Mitchell, G	95
	Marcquise Reed, G	95
2019-20	Aamir Simms, F	78
2020-21	Aamir Simms, F	65
2021-22	Nick Honor, G	79
2022-23	Chase Hunter, G	138

STEALS

1975-76	Derrick Johnson, G	47
1976-77	Stan Rome, F	52
1977-78	Derrick Johnson, G	46
1978-79	Derrick Johnson, G	45
1979-80	Bobby Conrad, G	60
1980-81	Chris Dodds, G	39
1981-82	Vincent Hamilton, G	32
1982-83	Marc Campbell, G	25
1983-84	Vincent Hamilton, G	29
1984-85	Grayson Marshall, G	37
1985-86	Grayson Marshall, G	48
1986-87	Michael Tait, G	54
1987-88	Grayson Marshall, G	53
1988-89	Derrick Forrest, G	48
1989-90	Derrick Forrest, G	57
1990-91	Sean Tyson, F	46
1991-92	Andre Bovain, G	49
1992-93	Chris Whitney, G	73
1993-94	Lou Richie, G	47
1994-95	Greg Buckner, F	63
1995-96	Terrell McIntyre, G	37
1996-97	Terrell McIntyre, G	42
1997-98	Terrell McIntyre, G	58
1998-99	Terrell McIntyre, G	57
1999-00	Will Solomon, G	38
2000-01	Tony Stockman, G	44
2001-02	Edward Scott, G	44
2002-03	Chey Christie, G	45
2003-04	Vernon Hamilton, G	50
2004-05	Vernon Hamilton, G	68
2005-06	Vernon Hamilton, G	83
2006-07	Vernon Hamilton, G	70
2007-08	Cliff Hammonds, G	66
2008-09	K.C. Rivers, G/F	55
2009-10	Andre Young, G	54
2010-11	Andre Young, G	47
2011-12	Tanner Smith, G	52
	Andre Young, G	52
2012-13	Jordan Roper, G	35
2013-14	K.J. McDaniels, F	41
2014-15	Donte Grantham, F	27
	Rod Hall, G	27
2015-16	Jordan Roper, G	40
2016-17	Marcquise Reed, G	46
2017-18	Marcquise Reed, G	58
2018-19	Marcquise Reed, G	66
2019-20	Tevin Mack, G/F	34
2020-21	Nick Honor, G	32
2021-22	David Collins, G	50
2022-23	Hunter Tyson, F	32

BLOCKED SHOTS

1973-74	Tree Rollins, C	106
1974-75	Tree Rollins, C	119
1975-76	Tree Rollins, C	117
1976-77	Tree Rollins, C	108
1977-78	John Campbell, C	53
1978-79	Larry Nance, F	34
1979-80	John Campbell, C	46
1980-81	Larry Nance, F	28
1981-82	Horace Wyatt, F	9
1982-83	Raymond Jones, C	30
1983-84	Raymond Jones, C	27
1984-85	Glen McCants, C	38
1985-86	Glen McCants, C	46
1986-87	Elden Campbell, C	62
1987-88	Elden Campbell, C	88
1988-89	Elden Campbell, C	87
1989-90	Elden Campbell, C	97
1990-91	Dale Davis, C	74
1991-92	Sharone Wright, C	63
1992-93	Sharone Wright, C	124
1993-94	Sharone Wright, C	99
1994-95	Greg Buckner, F	12
	Andy Kelly, F	12
1995-96	Andrius Jurkunas, F	34

1996-97	Harold Jamison, C	25
1997-98	Adam Allenspach, C	19
1998-99	Tom Wideman, C	18
1999-00	Chucky Gilmore, C	25
2000-01	Tomas Nagys, F	17
2001-02	Ray Henderson, C	36
2002-03	Ray Henderson, C	25
2003-04	Sharrod Ford, C	64
2004-05	Sharrod Ford, C	68
2005-06	Akin Akingbala, C	41
2006-07	Trevor Booker, C	78
2007-08	Trevor Booker, C	63
2008-09	Trevor Booker, F	63
2009-10	Jerai Grant, F/C	54
2010-11	Jerai Grant, F/C	78
2011-12	Devin Booker, F/C	29
2012-13	K.J. McDaniels, F	58
2013-14	K.J. McDaniels, F	100
2014-15	Landry Nnoko, C	63
2015-16	Landry Nnoko, C	71
2016-17	Jaron Blossomgame, F	30
2017-18	Elijah Thomas, F/C	79
2018-19	Elijah Thomas, F/C	74
2019-20	Aamir Simms, F	23
2020-21	Aamir Simms, F	17
2021-22	PJ Hall, C	38
2022-23	PJ Hall, C	37

DOUBLE-DOUBLES

1957-58	Walt Gibbons, C	5
1958-59	Walt Gibbons, C	4
1959-60	Ed Krajack, G	7
1960-61	Tom Mahaffey, F	16
1961-62	Tom Mahaffey, F	5
1962-63	Donnie Mahaffey, C	8
1963-64	Donnie Mahaffey, C	7
1964-65	Randy Mahaffey, C	10
1965-66	Randy Mahaffey, C	11
1966-67	Randy Mahaffey, C	9
1967-68	Richie Mahaffey, C	13
1968-69	Richie Mahaffey, C	5
	Ronnie Yates, F	5
1969-70	Greg Latin, F	11
1970-71	Dickie Foster, F	4
1971-72	David Angel, C	9
1972-73	Jeff Reisinger, F	4
1973-74	Tree Rollins, C	16
1974-75	Tree Rollins, C	14
1975-76	Tree Rollins, C	12
1976-77	Tree Rollins, C	19
1977-78	John Campbell, C	5
1978-79	Larry Nance, F	4
1979-80	Larry Nance, F	10
1980-81	Larry Nance, C	6
1981-82	Horace Wyatt, C	3
1982-83	Raymond Jones, C	5
1983-84	Raymond Jones, F	1
	Murray Jarman, C	1
1984-85	Horace Grant, F	7
1985-86	Horace Grant, F	16
1986-87	Horace Grant, C	13
1987-88	Elden Campbell, C	5
	Dale Davis, F	5
1988-89	Dale Davis, F	8
1989-90	Dale Davis, F	20
1990-91	Dale Davis, C	19
1991-92	Sharone Wright, C	8
1992-93	Sharone Wright, C	15
1993-94	Sharone Wright, C	18
1994-95	Iker Iturbe, F	2
1995-96	Tom Wideman, C	1
	Greg Buckner, F	1
1996-97	Three with	1
1997-98	Harold Jamison, F	4
1998-99	Harold Jamison, F	14
1999-00	Adam Allenspach, C	6
2000-01	Adam Allenspach, C	6
	Chris Hobbs, F	6
2001-02	Ray Henderson, C	9
2002-03	Sharrod Ford, C	3
2003-04	Sharrod Ford, C	7
2004-05	Sharrod Ford, C	10
2005-06	Akin Akingbala, C	10
2006-07	James Mays, F	7
2007-08	Trevor Booker, C	7
2008-09	Trevor Booker, F	13
2009-10	Trevor Booker, F	9
2010-11	Jerai Grant, F/C	4
	Milton Jennings, F	4
2011-12	Devin Booker, F/C	5
2012-13	Devin Booker, F/C	6
2013-14	K.J. McDaniels, F	7
2014-15	Jaron Blossomgame, F	8
2015-16	Jaron Blossomgame, F	3
	Landry Nnoko, C	3
2016-17	Jaron Blossomgame, F	4
2017-18	Elijah Thomas, F/C	9
2018-19	Elijah Thomas, F/C	9
2019-20	Aamir Simms, F	4
2020-21	Aamir Simms, F	4
2021-22	PJ Hall, C	4
2022-23	Hunter Tyson, F	16

PLAYING TIME

1975-76	Tree Rollins, C	861
1976-77	Tree Rollins, C	778
1977-78	Derrick Johnson, G	765
1978-79	Larry Nance, F	837
1979-80	Billy Williams, G	1,088
1980-81	Chris Dodds, G	895
1981-82	Vincent Hamilton, G	992
1982-83	Raymond Jones, C	832
1983-84	Murray Jarman, C	864
1984-85	Vincent Hamilton, G	1,062
1985-86	Grayson Marshall, G	1,186
1986-87	Horace Grant, C	1,010
1987-88	Grayson Marshall, G	1,056
1988-89	Derrick Forrest, G	894
1989-90	Marion Cash, G	1,105
1990-91	Dale Davis, C	971
1991-92	Chris Whitney, G	982
1992-93	Chris Whitney, G	1,126
1993-94	Sharone Wright, C	1,027
1994-95	Merl Code, G	916
1995-96	Greg Buckner, F	950
1996-97	Terrell McIntyre, G	1,105

YEARLY LEADERS

1981-82	David Shaffer, F	8
1982-83	David Shaffer, F	12
1983-84	Marc Campbell, G	9
1984-85	Grayson Marshall, G	20
1985-86	Jerry Pryor, F	13
1986-87	Grayson Marshall, G	21
1987-88	Jerry Pryor, F	13
1988-89	Jerry Pryor, F	9
1989-90	Marion Cash, G	10
1990-91	Ricky Jones, F	5
1991-92	Devin Gray, F	7
1992-93	Devin Gray, F	7
1993-94	Lou Richie, G	6
1994-95	Merl Code, G	6
	Bill Harder, G	6
	Bruce Martin, G	6
1995-96	Bill Harder, G	11
1996-97	Iker Iturbe, F	15
1997-98	Iker Iturbe, F	10
1998-99	Harold Jamison, F	14
1999-00	Tomas Nagys, F	12
2000-01	Dustin Braddick, G	7
2001-02	Chris Hobbs, F	13
2002-03	Chey Christie, G	11
2003-04	Chris Hobbs, F	16
2004-05	Sharrod Ford, C	11
2005-06	Sam Perry, F	10
2006-07	James Mays, F	11
2007-08	K.C. Rivers, G/F	9
2008-09	Demontez Stitt, G	18
2009-10	Demontez Stitt, G	14
2010-11	Tanner Smith, G	15
2011-12	Tanner Smith, G	7
2012-13	Milton Jennings, F	3
2013-14	Sidy Djitte, C	3
	Adonis Filer, G	3
2014-15	Rod Hall, G	5
2015-16	Sidy Djitte, C	7
2016-17	Sidy Djitte, C	7
2017-18	Mark Donnal, F	10
2018-19	Elijah Thomas, F/C	8
2019-20	Aamir Simms, F	15
2020-21	Hunter Tyson, F	8
2021-22	David Collins, G	14
2022-23	PJ Hall, C	11

OFFENSIVE REBOUNDS

1978-79	Larry Nance, F	78
1979-80	Larry Nance, F	94
1980-81	Larry Nance, F	76
1981-82	Horace Wyatt, C	68
1982-83	Raymond Jones, C	93
1983-84	Vincent Hamilton, G	60
1984-85	Vincent Hamilton, G	84
1985-86	Horace Grant, F	144
1986-87	Horace Grant, F	114
1987-88	Dale Davis, F	97
1988-89	Dale Davis, F	100
1989-90	Dale Davis, F	166
1990-91	Dale Davis, C	122
1991-92	Sharone Wright, C	120
1992-93	Sharone Wright, C	128
1993-94	Sharone Wright, C	124
1994-95	Rayfield Ragland, F	59
1995-96	Harold Jamison, C	80
1996-97	Harold Jamison, F	90
1997-98	Harold Jamison, F	126
1998-99	Harold Jamison, F	123
1999-00	Adam Allenspach, C	79
2000-01	Chris Hobbs, F	65
2001-02	Ray Henderson, C	86
2002-03	Sharrod Ford, C	71
2003-04	Sharrod Ford, C	80
2004-05	Sharrod Ford, C	110
2005-06	Akin Akingbala, C	96
2006-07	Trevor Booker, C	112
2007-08	James Mays, F	98
2008-09	Trevor Booker, F	107
2009-10	Trevor Booker, F	89
2010-11	Jerai Grant, F/C	89
2011-12	Devin Booker, F/C	82
2012-13	Devin Booker, F/C	93
2013-14	K.J. McDaniels, F	86
2014-15	Jaron Blossomgame, F	76
2015-16	Landry Nnok, C	67
2016-17	Sidy Djitte, C	116
2017-18	Elijah Thomas, F/C	80
2018-19	Elijah Thomas, F/C	84
2019-20	Aamir Simms, F	68
2020-21	Aamir Simms, F	59
2021-22	PJ Hall, C	52
2022-23	PJ Hall, F	52

THREE-POINT GOALS

1982-83	Marc Campbell, G	37
1986-87	Michael Tait, G	70
1987-88	Grayson Marshall, G	22
1988-89	Derrick Forrest, G	49
1989-90	David Young, G	39
1990-91	David Young, G	50
1991-92	Chris Whitney, G	80
1992-93	Chris Whitney, G	87
1993-94	Jeff Brown, F	65
1994-95	Bruce Martin, G	64
1995-96	Andrius Jurkunas, F	51

1996-97	Terrell McIntyre, G	61
1997-98	Terrell McIntyre, G	56
1998-99	Terrell McIntyre, G	99
1999-00	Will Solomon, G	93
2000-01	Will Solomon, G	95
2001-02	Tony Stockman, G	80
2002-03	Edward Scott, G	44
2003-04	Shawan Robinson, G	43
2004-05	Shawan Robinson, G	69
2005-06	Shawan Robinson, G	63
2006-07	K.C. Rivers, G/F	88
2007-08	Terrence Oglesby, G	85
2008-09	Terrence Oglesby, G	92
2009-10	Andre Young, G	60
2010-11	Andre Young, G	80
2011-12	Andre Young, G	66
2012-13	Jordan Roper, G	41
2013-14	K.J. McDaniels, F	42
2014-15	Donte Grantham, F	41
2015-16	Donte Grantham, F	56
2016-17	Avry Holmes, G	69
2017-18	Gabe DeVoe, G	86
2018-19	Marcquise Reed, G	48
	Shelton Mitchell	48
2019-20	Al-Amir Dawes, G	48
2020-21	Al-Amir Dawes, G	43
2021-22	Al-Amir Dawes, G	84
2022-23	Hunter Tyson, F	83

THREE-POINT GOALS PER GAME

1982-83	Marc Campbell, G	1.94
1986-87	Michael Tait, G	2.25
1987-88	Donnell Bruce, G	0.76
1988-89	Derrick Forrest, G	1.63
1989-90	David Young, G	1.11
1990-91	David Young, G	1.78
1991-92	Chris Whitney, G	2.86
1992-93	Chris Whitney, G	2.90
1993-94	Jeff Brown, F	2.17
1994-95	Bruce Martin, G	2.29
1995-96	Andrius Jurkunas, F	1.76
1996-97	Terrell McIntyre, G	1.85
1997-98	Terrell McIntyre, G	1.93
1998-99	Terrell McIntyre, G	2.83
1999-00	Will Solomon, G	3.10
2000-01	Will Solomon, G	3.17
2001-02	Tony Stockman, G	2.86
2002-03	Edward Scott, G	1.57
2003-04	Shawan Robinson, G	1.54
2004-05	Shawan Robinson, G	2.16
2005-06	Shawan Robinson, G	1.97
2006-07	K.C. Rivers, G/F	2.44
2007-08	Terrence Oglesby, G	2.50
2008-09	Terrence Oglesby, G	2.88

2009-10	Andre Young, G	1.88
2010-11	Andre Young, G	2.35
2011-12	Andre Young, G	2.13
2012-13	Milton Jennings, F	1.38
2013-14	K.J. McDaniels, F	1.17
2014-15	Donte Grantham, F	1.32
2015-16	Donte Grantham, F	1.81
2016-17	Avry Holmes, G	2.10
2017-18	Gabe DeVoe, G	2.46
2018-19	Marcquise Reed, G	1.55
2019-20	Al-Amir Dawes, G	1.55
2020-21	Al-Amir Dawes, G	1.80
2021-22	Al-Amir Dawes, G	2.55
2022-23	Hunter Tyson, F	2.44

THREE-POINT GOAL ACCURACY

(Minimum of 30 Attempts)

1982-83	Marc Campbell, G	37-73	.507
1986-87	Michael Tait, G	70-136	.515
1987-88	Chris Duncan, G	15-44	.341
	Donnell Bruce, G	15-44	.341
1988-89	David Young, G	36-97	.371
1989-90	Kirkland Howling, G	38-101	.376
1990-91	David Young, G	50-142	.352
1991-92	Ryan Amestoy, F	14-30	.467
1992-93	Chris Whitney, G	87-213	.408
1993-94	Jeff Brown, F	65-151	.430
1994-95	Bruce Martin, G	64-144	.444
1995-96	Andrius Jurkunas, F	51-121	.421
1996-97	Terrell McIntyre, G	61-172	.355
1997-98	Tony Christie, F	54-130	.415
1998-99	Terrell McIntyre, G	99-246	.402
1999-00	Will Solomon, G	93-248	.375
2000-01	Pasha Bains, G	28-69	.406
2001-02	Jamar McKnight, F	45-120	.375
2002-03	Shawan Robinson, G	28-59	.475
2003-04	Shawan Robinson, G	43-115	.374
2004-05	Shawan Robinson, G	69-171	.404
2005-06	Troy Mathis, G	19-45	.422
2006-07	K.C. Rivers, G/F	88-223	.395
2007-08	Terrence Oglesby, G	85-211	.403
2008-09	K.C. Rivers, G/F	69-176	.392
2009-10	Demontez Stitt, G	33-84	.393
2010-11	Andre Young, G	80-202	.396
2011-12	Tanner Smith	40-114	.351
2012-13	Jordan Roper, G	41-99	.414
2013-14	Damarcus Harrison, G	36-103	.350
2014-15	Damarcus Harrison, G	40-115	.348
2015-16	Jaron Blossomgame, F	45-101	.446
2016-17	Shelton Mitchell, G	29-64	.453
2017-18	Mark Donnal, F	20-42	.476
2018-19	David Skara, F	33-91	.363
2019-20	Alex Hemenway, G	20-42	.476
2020-21	Hunter Tyson, F	22-51	.431

2021-22	Alex Hemenway, G	39-96	.406
2022-23	Alex Hemenway, G	33-70	.471

ASSIST-TURNOVER RATIO

(Minimum of 300 minutes played)

Year	Player	Ast-TO	Ratio
1975-76	Bruce Harman, G	58-40	1.45
1976-77	Greg Coles, G	61-35	1.74
1977-78	Derrick Johnson, G	132-67	1.97
1978-79	Bobby Conrad, G	105-55	1.91
1979-80	Fred Gilliam, F	38-20	1.90
1980-81	Vincent Hamilton, G	80-36	2.22
1981-82	Chris Dodds, G	74-36	2.06
1982-83	Marc Campbell, G	124-45	2.76
1983-84	Marc Campbell, G	104-43	2.42
1984-85	Grayson Marshall, G	192-95	2.02
1985-86	Grayson Marshall, G	262-93	2.82
1986-87	Grayson Marshall, G	221-74	2.99
1987-88	Grayson Marshall, G	182-85	2.14
1988-89	Tim Kincaid, G	107-63	1.69
1989-90	David Young, G	142-66	2.15
1990-91	David Young, G	100-68	1.47
1991-92	Chris Whitney, G	161-94	1.71
1992-93	Chris Whitney, G	193-110	1.75
1993-94	Lou Richie, G	182-87	2.09
1994-95	Merl Code, G	111-67	1.66
1995-96	Bill Harder, G	56-32	1.75
1996-97	Terrell McIntyre, G	145-66	2.20
1997-98	Terrell McIntyre, G	154-68	2.26
1998-99	Johnny Miller, G	74-34	1.90
1999-00	Dustin Braddick, F	49-37	1.32
2000-01	Edward Scott, G	127-74	1.72
2001-02	Edward Scott, G	238-109	2.18
2002-03	Edward Scott, G	161-79	2.04
2003-04	Vernon Hamilton, G	91-87	1.05
2004-05	Cliff Hammonds, G	88-64	1.38
2005-06	Cliff Hammonds, G	105-57	1.84
2006-07	Cliff Hammonds, G	147-59	2.49
2007-08	Cliff Hammonds, G	133-60	2.22
2008-09	Andre Young, G	66-23	2.87
2009-10	Trevor Booker, F	81-62	1.31
2010-11	Andre Young, G	102-40	2.55
2011-12	Andre Young, G	97-41	2.36
2012-13	Rod Hall, G	110-60	1.83
2013-14	Rod Hall, G	143-72	1.99
2014-15	Rod Hall, G	106-64	1.66
2015-16	Jordan Roper, G	118-39	3.03
2016-17	Shelton Mitchell, G	103-59	1.75
2017-18	Shelton Mitchell, G	119-67	1.78
2018-19	Shelton Mitchell, G	95-72	1.32
2019-20	John Newman III, G	68-41	1.66
2020-21	Nick Honor, G	53-24	2.21
2021-22	Nick Honor, G	79-31	2.55
2022-23	Chase Hunter, G	138-70	1.97

ALEX HEMENWAY LED THE TIGERS AND TIED FOR THE HIGHEST 3-POINT ACCURACY, CONNECTING ON 47.6 PERCENT (MIN. 30 ATTEMPTS) IN 2019-20 SINCE MICHAEL TAIT (1986-87).



CLASS RECORDS

GAMES PLAYED

As a Freshman		
Trevor Booker	36	2006-07
David Potter	36	2006-07
Will Solomon	34	1998-99
Terrence Oglesby	34	2007-08
Sidy Djitte	34	2013-14
Aamir Simms	34	2017-18
John Newman III	34	2018-19

As a Sophomore

K.C. Rivers	36	2006-07
Raymond Sykes	36	2006-07
David Young	35	1989-90
Adam Allenspach	35	1998-99
Adonis Filer	34	2013-14
Landry Nnoko	34	2013-14
Jordan Roper	34	2013-14
Clyde Trapp	34	2018-19
Ian Schieffelin	34	2022-23
Ben Middlebrooks	34	2022-23

As a Junior

Cliff Hammonds	36	2006-07
James Mays	36	2006-07
Sam Perry	36	2006-07
Rod Hall	36	2013-14
Damarcus Harrison	36	2013-14
K.J. McDaniels	36	2013-14

As a Senior

Vernon Hamilton	36	2006-07
Elden Campbell	35	1989-90
Marion Cash	35	1989-90
Derrick Forrest	35	1989-90
Kirkland Howling	35	1989-90
Harold Jamison	35	1998-99
Terrell McIntyre	35	1998-99
Tom Wideman	35	1998-99
Gabe DeVoe	35	2017-18

FIELD GOALS MADE

As a Freshman

Skip Wise	188	1974-75
Trevor Booker	159	2006-07
Tree Rollins	144	1973-74
Greg Buckner	141	1994-95
Sharone Wright	137	1991-92

As a Sophomore

Elden Campbell	217	1987-88
Will Solomon	213	1999-00
Vince Yockel	210	1955-56
Devin Gray	197	1992-93
Butch Zatezalo	189	1967-68

As a Junior

Bill Yarborough	247	1954-55
-----------------	-----	---------

Butch Zatezalo	228	1968-69
K.J. McDaniels	209	2013-14
Horace Grant	208	1985-86
Elden Campbell	205	1988-89
Dale Davis	205	1989-90

As a Senior

Horace Grant	256	1986-87
Billy Williams	229	1979-80
Elden Campbell	225	1989-90
Jaron Blossomgame	220	2016-17
Butch Zatezalo	213	1969-70

FIELD GOAL PERCENTAGE

(Min. 100 attempts)

As a Freshman

Sharrod Ford	60.6	2001-02
Trevor Booker	60.2	2006-07
Chris Hobbs	56.6	2000-01
Devin Booker	56.1	2009-10
Elden Campbell	55.4	1986-87

As a Sophomore

Dale Davis	67.0	1988-89
Elden Campbell	62.9	1987-88
Akin Akingbala	60.6	2003-04
Harold Jamison	59.7	1996-97
Vincent Hamilton	58.6	1981-82

As a Junior

Jerai Grant	63.2	2009-10
Dale Davis	62.5	1989-90
Sidy Djitte	62.0	2015-16
Jerry Pryor	59.3	1987-88
Akin Akingbala	59.3	2004-05

As a Senior

Harold Jamison	67.4	1998-99
Horace Grant	65.6	1986-87
Elijah Thomas	61.2	2018-19
Horace Wyatt	60.1	1981-82
Raymond Jones	58.8	1984-85

FREE THROW ATTEMPTS

As a Freshman

Harold Jamison	135	1995-96
Skip Wise	114	1974-75
Sharone Wright	112	1991-92
Demontez Stitt	109	2007-08
Chris Hobbs	96	2000-01

As a Sophomore

Butch Zatezalo	212	1967-68
Vince Yockel	173	1955-56
Dave Angel	165	1970-71
Chris Hobbs	162	2001-02

As a Junior

Richie Mahaffey	250	1967-68
Sharone Wright	233	1993-94

Butch Zatezalo	229	1968-69
Dale Davis	213	1989-90
Bill Yarborough	198	1954-55

As a Senior

Richie Mahaffey	214	1969-70
Elden Campbell	207	1989-90
Dale Davis	205	1990-91
Horace Grant	195	1986-87
Harold Jamison	188	1998-99

FREE THROWS MADE

As a Freshman

Skip Wise	86	1974-75
Harold Jamison	83	1995-96
Demontez Stitt	83	2007-08
Terrell McIntyre	80	1995-96
Sharone Wright	63	1991-92

As a Sophomore

Butch Zatezalo	174	1967-68
Choppy Patterson	125	1959-60
Vince Yockel	124	1955-56
Randy Mahaffey	108	1964-65
Will Solomon	108	1999-00

As a Junior

Butch Zatezalo	189	1968-69
Richie Mahaffey	165	1967-68
Bill Yarborough	157	1954-55
K.J. McDaniels	154	2013-14
Sharone Wright	150	1993-94

As a Senior

Marcquise Reed	150	2018-19
Jim Brennan	139	1963-64
Butch Zatezalo	138	1969-70
Horace Grant	138	1986-87
Terrell McIntyre	130	1998-99

FREE THROW PERCENTAGE

(Min. 30 Attempts)

As a Freshman

Anthony Jenkins	88.2	1982-83
Terrence Oglesby	85.1	2007-08
Fred Gilliam	84.4	1979-80
Tony Stockman	83.6	2000-01
Merl Code	80.9	1993-94

As a Sophomore

Marcquise Reed	90.6	2016-17
Derrick Johnson	88.7	1976-77
Tim Kincaid	85.6	1987-88
Fred Gilliam	85.1	1980-81
Donte Grantham	84.6	2015-16

As a Junior

Nick Honor	90.5	2021-22
Shelton Mitchell	85.7	2017-18
Johnny Snee	85.2	1950-51
Jim Sutherland	85.0	1965-66
Al-Amir Dawes	84.7	2021-22

As a Senior

Shawan Robinson	91.3	2005-06
Gary Burnisky	89.8	1963-64
Jim Sutherland	89.7	1966-67
Bruce Martin	87.5	1994-95
Marcquise Reed	84.3	2018-19

REBOUNDS

As a Freshman

Tree Rollins	316	1973-74
Trevor Booker	232	2006-07
Sharone Wright	227	1991-92
Dale Davis	223	1987-88
Chris Hobbs	190	2000-01

As a Sophomore

Tree Rollins	328	1974-75
Sharone Wright	314	1992-93
Dale Davis	258	1988-89
Jaron Blossomgame	253	2014-15
Trevor Booker	249	2007-08

As a Junior

Dale Davis	395	1989-90
Sharone Wright	362	1993-94
Horace Grant	357	1985-86
Trevor Booker	311	2008-09
Tree Rollins	308	1975-76

As a Senior		
Tree Rollins	359	1976-77
Harold Jamison	346	1998-99
Dale Davis	340	1990-91
Ron Richardson	327	1951-52
Hunter Tyson	325	2022-23
Horace Grant	299	1986-87

OFFENSIVE REBOUNDS

As a Freshman

Sharone Wright	120	1991-92
Trevor Booker	112	2006-07
Dale Davis	97	1987-88
Harold Jamison	80	1995-96
Vincent Hamilton	70	1980-81

As a Sophomore

Sharone Wright	128	1992-93
Dale Davis	100	1988-89
Raymond Jones	93	1982-83
Trevor Booker	92	2007-08
Harold Jamison	90	1996-97

As a Junior

Dale Davis	166	1989-90
Horace Grant	144	1985-86
Harold Jamison	126	1997-98
Sharone Wright	124	1993-94
Trevor Booker	107	2008-09

As a Senior

Harold Jamison	123	1998-99
Dale Davis	122	1990-91
Sidy Djitte	116	2016-17
Horace Grant	114	1986-87
Sharrod Ford	110	2004-05

REBOUND AVERAGE

As a Freshman

Tree Rollins	12.2	1973-74
Sharone Wright	8.1	1991-92
Dale Davis	7.7	1987-88
Trevor Booker	6.4	2006-07
Chris Hobbs	6.3	2000-01

As a Sophomore

Tree Rollins	11.7	1974-75
Sharone Wright	10.5	1992-93
Randy Mahaffey	9.7	1964-65
Dale Davis	8.9	1988-89
Vince Yockel	8.4	1955-56

As a Junior

Marvin Robinson	12.8	1951-52
Richie Mahaffey	11.5	1967-68
Tommy Mahaffey	11.3	1960-61
Dale Davis	11.3	1989-90
Tree Rollins	11.0	1975-76

As a Senior

Ron Richardson	13.6	1951-52
Tree Rollins	12.8	1976-77
Dale Davis	12.1	1990-91
Charley Gage	11.3	1953-54
John McGraw	11.1	1952-53

POINTS SCORED

As a Freshman

Skip Wise	462	1974-75
Trevor Booker	374	2006-07
Tony Stockman	373	2000-01
Terrell McIntyre	369	1995-96
Terrence Oglesby	356	2007-08

As a Sophomore


Will Solomon	627	1999-00
Butch Zatezalo	552	1967-68
Vince Yockel	544	1955-56
Elden Campbell	525	1987-88
K.C. Rivers	504	2006-07

As a Junior

Bill Yarborough	651	1954-55
Butch Zatezalo	645	1968-69
K.J. McDaniels	614	2013-14
Will Solomon	591	2000-01
Jaron Blossomgame	580	2015-16

As a Senior

Horace Grant	651	1986-87
Terrell McIntyre	627	1998-99
Marcquise Reed	602	2018-19



**RICHE MAHAFFEY
ATTEMPTED 250
FREE THROWS IN
1967-68, STILL
A CLEMSON
RECORD.**



CLASS RECORDS

Jaron Blossomgame	584	2016-17
Elden Campbell	575	1989-90

SCORING AVERAGE

As a Freshman		
Skip Wise	18.4	1974-75
Terrell McIntyre	12.7	1995-96
Tree Rollins	12.4	1973-74
June Pruitt	12.3	1945-46
Sharone Wright	12.0	1991-92
Greg Buckner	12.0	1994-95

As a Sophomore		
Butch Zatezalo	23.0	1967-68
Vince Yockel	20.92	1955-56
Will Solomon	20.90	1999-00
Elden Campbell	18.8	1987-88
Randy Mahaffey	17.3	1964-65

As a Junior		
Bill Yarborough	28.3	1954-55
Butch Zatezalo	25.8	1968-69
Vince Yockel	19.8	1956-57
Will Solomon	19.7	2000-01
Choppy Patterson	19.0	1960-61

As a Senior		
Butch Zatezalo	21.7	1969-70
Horace Grant	21.0	1986-87
Garry Helms	19.2	1965-66
Marcquise Reed	19.4	2018-19
Jim Sutherland	18.8	1966-67

ASSISTS

As a Freshman		
Grayson Marshall	192	1984-85
Derrick Johnson	98	1975-76
Eric Burks	97	1990-91
Demontez Stitt	97	2007-08
Vernon Hamilton	91	2003-04

As a Sophomore		
Grayson Marshall	262	1985-86
Derrick Johnson	169	1976-77
Terrell McIntyre	145	1996-97
David Young	142	1989-90
Tim Kincaid	128	1987-88

As a Junior		
Edward Scott	238	2001-02
Grayson Marshall	221	1986-87
Chris Dodds	187	1980-81
Marion Cash	161	1988-89
Chris Whitney	161	1991-92

As a Senior		
Chris Whitney	193	1992-93
Terrell McIntyre	188	1998-99
Grayson Marshall	182	1987-88
Lou Richie	182	1993-94
Marion Cash	174	1989-90

MINUTES PLAYED

As a Freshman		
Cliff Hammonds	968	2004-05
Trevor Booker	936	2006-07
Al-Amir Dawes	926	2019-20
Donte Grantham	918	2014-15
Greg Buckner	911	1994-95

As a Sophomore		
Grayson Marshall	1186	1985-86
Terrell McIntyre	1105	1996-97
Will Solomon	1079	1999-00
K.C. Rivers	1045	2006-07
Donte Grantham	1011	2015-16

As a Junior		
Marcquise Reed	1221	2017-18
K.J. McDaniels	1212	2013-14
Cliff Hammonds	1204	2006-07
Rod Hall	1194	2013-14
Edward Scott	1105	2001-02

As a Senior		
Terrell McIntyre	1250	1998-99
Gabe DeVoe	1202	2017-18
Hunter Tyson	1180	2022-23
Cliff Hammonds	1162	2007-08
Vernon Hamilton	1134	2006-07
Jaron Blossomgame	1133	2016-17



TERRENCE OGLESBY HOLDS THE CLEMSON FRESHMAN RECORD WITH 85 THREE-POINT GOALS.

BLOCKED SHOTS

As a Freshman		
Tree Rollins	106	1973-74
Trevor Booker	78	2006-07
Sharone Wright	63	1991-92
Elden Campbell	62	1986-87
Dale Davis	38	1987-88

As a Sophomore		
Sharone Wright	124	1992-93
Tree Rollins	119	1974-75
Elden Campbell	88	1987-88
Landry Nnoko	69	2013-14
Trevor Booker	63	2007-08

As a Junior		
Tree Rollins	117	1975-76
K.J. McDaniels	100	2013-14
Sharone Wright	99	1993-94
Elden Campbell	87	1988-89
Elijah Thomas	79	2017-18

As a Senior		
Tree Rollins	108	1976-77
Elden Campbell	97	1989-90
Jerai Grant	78	2010-11
Dale Davis	74	1990-91
Elijah Thomas	74	2018-19

THREE-POINT FIELD GOALS

As a Freshman		
Terrence Oglesby	85	2007-08
Tony Stockman	75	2000-01
Cliff Hammonds	60	2004-05

Andrius Jurkunas	51	1995-96
Al-Amir Dawes	48	2019-20

As a Sophomore		
Will Solomon	93	1999-00
Terrence Oglesby	92	2008-09
K.C. Rivers	88	2006-07
Tony Stockman	80	2001-02
Terrell McIntyre	61	1996-97

As a Junior		
Al-Amir Dawes	84	2021-22
Chris Whitney	80	1991-92
K.C. Rivers	80	2007-08
Andre Young	80	2010-11
Cliff Hammonds	75	2006-07

As a Senior		
Terrell McIntyre	99	1998-99
Chris Whitney	87	1992-93
Gabe DeVoe	86	2017-18
Hunter Tyson	83	2022-23
Michael Tait	70	1986-87
Avry Holmes	69	2016-17

STEALS

As a Freshman		
Greg Buckner	63	1994-95
Vernon Hamilton	50	2003-04
Derrick Johnson	47	1975-76
K.C. Rivers	47	2005-06
Tony Stockman	44	2000-01

As a Sophomore		
Vernon Hamilton	68	2004-05

Devin Gray	60	1992-93
Cliff Hammonds	56	2005-06
Andre Young	54	2009-10
Merl Code	52	1994-95

As a Junior		
Vernon Hamilton	83	2005-06
James Mays	69	2006-07
K.C. Rivers	64	2007-08
Cliff Hammonds	60	2006-07
Terrell McIntyre	58	1997-98
Marcquise Reed	58	2017-18

As a Senior		
Chris Whitney	73	1992-93
Vernon Hamilton	70	2006-07
Cliff Hammonds	66	2007-08
Marcquise Reed	66	2018-19
Bobby Conrad	60	1979-80

DUNKS

As a Freshman		
Trevor Booker	44	2006-07
Sharone Wright	28	1991-92
Elden Campbell	27	1986-87
Dale Davis	21	1987-88
Devin Booker	20	2009-10
K.J. McDaniels	20	2011-12

As a Sophomore		
Devin Gray	50	1992-93
Elden Campbell	46	1987-88
Sharone Wright	42	1992-93
Dale Davis	37	1988-89
K.J. McDaniels	37	2012-13

As a Junior		
K.J. McDaniels	58	2013-14
Sharone Wright	54	1993-94
Devin Booker	47	2011-12
Elden Campbell	43	1988-89
Jerai Grant	42	2009-10

As a Senior		
Harold Jamison	62	1998-99
Akin Akingbala	59	2005-06
Larry Nance	55	1980-81
Tree Rollins	53	1976-77
Dale Davis	53	1990-91



BUTCH ZATEZALO HOLDS THE SOPHOMORE AND SENIOR CLASS SCORING RECORDS AT CLEMSON.

CAREER RECORDS

POINTS SCORED

Rk	Name	Yrs	Years	GP	Avg	Pts
1.	Elden Campbell	4	1986-90	123	15.3	1880
2.	Terrell McIntyre	4	1995-99	126	14.6	1839
3.	Butch Zatezalo	3	1967-70	75	23.5	1761
4.	Greg Buckner	4	1994-98	122	14.4	1754
5.	Jaron Blossomgame	4	2013-17	128	13.5	1733
6.	Trevor Booker	4	2006-10	134	12.9	1725
7.	Horace Grant	4	1983-87	122	13.9	1696
8.	K.C. Rivers	4	2005-09	134	12.6	1684
9.	Dale Davis	4	1987-91	121	13.6	1650
10.	Bill Yarborough	5	1952-57	85	18.3	1553
11.	Vincent Hamilton	5	1980-85	116	13.2	1530
12.	Marcquise Reed	3	2016-19	99	15.0	1484
13.	Cliff Hammonds	4	2004-08	134	10.9	1465
14.	Tree Rollins	4	1973-77	110	13.3	1463
15.	Will Solomon	3	1998-01	94	15.2	1431
16.	Stan Rome	4	1974-78	109	12.5	1365
	Demontez Stitt	4	2007-11	126	10.8	1365
18.	Vince Yockel	3	1955-58	74	18.2	1350
19.	Larry Nance	4	1977-81	117	11.5	1341
20.	Devin Gray	4	1991-95	94	14.1	1322
21.	Jim Brennan	3	1961-64	76	17.3	1317
22.	Sharone Wright	3	1991-94	92	14.2	1308
23.	Vernon Hamilton	4	2003-07	127	9.7	1238
24.	Harold Jamison	4	1995-99	129	9.5	1231
25.	Jim Sutherland	3	1964-67	71	17.3	1230
26.	Edward Scott	4	1999-03	112	10.9	1226
27.	Andre Young	4	2008-12	129	9.5	1223
28.	Shawan Robinson	4	2002-06	120	9.8	1177
29.	Randy Mahaffey	3	1964-67	73	16.0	1171
30.	Sharrod Ford	4	2001-05	118	9.8	1154
	Devin Booker	4	2009-13	128	9.0	1154
32.	Hunter Tyson	5	2018-23	140	8.1	1132
33.	Choppy Patterson	4	1959-63	76	14.8	1131
34.	Jerry Pryor	4	1985-89	123	9.1	1124
35.	Aamir Simms	4	2017-21	122	9.2	1122
36.	Donte Grantham	4	2014-18	114	9.6	1100
37.	Shelton Mitchell	3	2016-19	94	11.6	1084
38.	Billy Williams	3	1977-80	85	12.7	1078
39.	Johnny Snee	4	1948-52	82	13.1	1077
40.	Colon Abraham	4	1974-78	106	10.0	1061
41.	PJ Hall	3	2020-pres.	84	12.4	1043
42.	K.J. McDaniels	3	2011-14	94	11.0	1035
43.	Richie Mahaffey	4	1966-70	75	13.6	1019
44.	Derrick Johnson	4	1975-79	111	9.1	1014
45.	Fred Gilliam	4	1979-83	115	8.8	1010

BEST SCORING AVERAGE

Rk	Name	Yrs.	Years	GP	Pts	Avg
1.	Butch Zatezalo	3	1967-70	75	1761	23.48
2.	Bill Yarborough	5	1952-57	85	1553	18.27
3.	Vince Yockel	3	1955-58	74	1350	18.24
4.	Jim Brennan	3	1961-64	76	1317	17.33
5.	Jim Sutherland	3	1964-67	71	1230	17.32
6.	Randy Mahaffey	4	1966-70	73	1171	16.04
7.	Elden Campbell	4	1986-90	123	1880	15.28
8.	Will Solomon	3	1998-01	94	1431	15.22
9.	Marcquise Reed	3	2016-19	99	1484	14.99
10.	Choppy Patterson	4	1959-63	76	1131	14.88
11.	Terrell McIntyre	4	1995-99	126	1839	14.60
12.	Chris Whitney	2	1991-93	58	844	14.55
13.	Greg Buckner	4	1994-98	122	1754	14.38
14.	Sharone Wright	3	1991-94	92	1308	14.22
15.	Devin Gray	4	1991-95	94	1322	14.06
16.	Horace Grant	4	1983-87	122	1696	13.90
17.	Dale Davis	4	1987-91	121	1650	13.63
18.	Richie Mahaffey	4	1966-70	75	1020	13.60
19.	Jaron Blossomgame	4	2013-17	128	1733	13.53
20.	Tree Rollins	4	1973-77	110	1463	13.30
21.	Vincent Hamilton	5	1980-85	116	1530	13.19

DOUBLE-FIGURE SCORING GAMES

Rk	Name	Yrs.	Years	GP	%GP	DF
1.	Elden Campbell	4	1986-90	123	.789	97
	Greg Buckner	4	1994-98	122	.795	97
	Terrell McIntyre	4	1995-99	126	.770	97
4.	Trevor Booker	4	2006-10	134	.701	94
5.	K.C. Rivers	4	2005-09	134	.672	90
6.	Jaron Blossomgame	4	2013-17	128	.672	86
7.	Tree Rollins	4	1973-77	110	.773	85
8.	Vincent Hamilton	5	1980-85	116	.724	84
9.	Dale Davis	4	1987-91	121	.686	83
10.	Horace Grant	4	1983-87	122	.664	81
11.	Sharone Wright	3	1991-94	92	.815	75
	Cliff Hammonds	4	2004-08	134	.559	75
13.	Stan Rome	4	1974-78	109	.661	72
	Demontez Stitt	4	2007-11	126	.571	72
15.	Devin Gray	4	1991-95	94	.755	71
	Marcquise Reed	3	2016-19	99	.717	71
17.	Butch Zatezalo	3	1967-70	75	.933	70
	Larry Nance	4	1977-81	117	.598	70

20-POINT SCORING GAMES

Rk	Name	Yrs.	Years	GP	%GP	20+
1.	Butch Zatezalo	3	1967-70	75	.693	52
2.	Bill Yarborough	5	1952-57	85	.447	38

3.	Elden Campbell	4	1986-90	123	.276	34
4.	Vince Yockel	3	1955-58	74	.432	32
4.	Jaron Blossomgame	4	2013-17	128	.250	32
6.	Jim Brennan	3	1961-64	76	.395	30
	Will Solomon	3	1998-01	94	.319	30
8.	Horace Grant	4	1983-87	122	.230	28
	Terrell McIntyre	4	1995-99	126	.222	28
	Marcquise Reed	3	2016-19	99	.283	28


REBOUNDS

Rk	Name	Yrs.	Years	GP	R/G	Reb
1.	Tree Rollins	4	1973-77	110	11.9	1311
2.	Dale Davis	4	1987-91	121	10.0	1216
3.	Trevor Booker	4	2006-10	134	7.9	1060
4.	Horace Grant	4	1983-87	122	8.0	981
5.	Harold Jamison	4	1995-99	129	7.3	937
6.	Sharone Wright	3	1991-94	92	9.8	903
7.	Elden Campbell	4	1986-90	123	6.8	836
8.	Jaron Blossomgame	4	2013-17	128	6.5	831
9.	Larry Nance	4	1977-81	117	6.7	784
10.	Sharrod Ford	4	2001-05	118	6.5	762
11.	Devin Booker	4	2009-13	128	5.7	728
12.	Tom Wideman	4	1995-99	129	5.6	723
13.	K.C. Rivers	4	2005-09	134	5.4	721
14.	Richie Mahaffey	4	1966-70	75	9.4	707
15.	Randy Mahaffey	3	1965-67	73	9.7	706
16.	Chris Hobbs	4	2000-04	116	5.9	679
17.	Donnie Mahaffey	3	1961-64	76	8.8	666
18.	Hunter Tyson	5	2018-23	140	4.8	665
19.	Tommy Mahaffey	3	1959-62	76	8.5	649
	Elijah Thomas	3	2016-19	93	7.0	649
21.	Aamir Simms	4	2017-21	122	5.2	636
22.	Ray Henderson	4	1999-03	112	5.7	633
23.	Vincent Hamilton	5	1980-85	116	5.4	628
24.	James Mays	4	2004-08	108	5.8	622
25.	Dave Angel	3	1970-73	78	7.8	607
26.	Landry Nnoko	4	2012-16	128	4.7	606
27.	Milton Jennings	4	2009-13	123	4.9	605
28.	Horace Wyatt	4	1978-82	119	5.1	604

BEST REBOUND AVERAGE

(Min. 40 Games Played)

Rk	Name	Yrs	Years	GP	Reb	Avg
1.	Tree Rollins	4	1973-77	110	1311	11.9
2.	Marvin Robinson	2	1951-53	41	483	11.8
3.	Dale Davis	4	1987-91	121	1216	10.0
4.	Sharone Wright	3	1991-94	92	903	9.8
5.	Randy Mahaffey	3	1964-67	73	706	9.7
6.	Richie Mahaffey	4	1966-70	75	707	9.4
7.	Gene Seay	2	1955-57	47	428	9.1
8.	Donnie Mahaffey	3	1961-64	76	666	8.8
9.	Tommy Mahaffey	3	1959-62	76	649	8.5
10.	Horace Grant	4	1983-87	122	981	8.0



ELDEN CAMPBELL IS THE TIGERS' ALL-TIME LEADING SCORER WITH 1,880 POINTS FROM 1986-90.



CAREER RECORDS

MINUTES PLAYED

Rk	Name	Yrs.	Years	GP	MPG	Min
1.	Cliff Hammonds	4	2004-08	134	32.0	4285
2.	Terrell McIntyre	4	1995-99	126	33.3	4200
3.	Grayson Marshall	4	1984-88	122	33.3	4064
4.	Edward Scott	4	1999-03	112	35.5	3971
5.	Greg Buckner	4	1994-98	122	32.4	3954
6.	Jaron Blossomgame	4	2013-17	128	31.0	3924
7.	Vincent Hamilton	5	1980-85	116	33.7	3906
8.	K.C. Rivers	4	2005-09	134	28.9	3873
9.	Trevor Booker	4	2006-10	134	28.4	3808
10.	Rod Hall	4	2011-15	129	28.7	3697
11.	Vernon Hamilton	4	2003-07	127	28.6	3636
12.	Demontez Stitt	4	2007-11	126	27.9	3513
13.	Dale Davis	4	1987-91	121	28.9	3498
14.	Andre Young	4	2008-12	129	27.0	3489
15.	Donte Grantham	4	2014-18	114	30.3	3449
16.	Harold Jamison	4	1995-99	129	26.1	3364
17.	Horace Grant	4	1983-87	122	27.6	3363
18.	Elden Campbell	4	1986-90	123	26.0	3194
19.	Tanner Smith	4	2008-12	127	24.9	3167
20.	Aamir Simms	4	2017-21	122	25.4	3093
21.	Devin Booker	4	2009-13	128	24.1	3089
22.	Tree Rollins	4	1973-77	110	27.7	3045

GAMES PLAYED

Rk	Name	Yrs	Years	Min	Min/G	GP
1.	Hunter Tyson	5	2018-23	2818	20.1	140
2.	Cliff Hammonds	4	2004-08	4285	32.0	134
	K.C. Rivers	4	2005-09	3873	28.9	134
	Trevor Booker	4	2006-10	3808	28.4	134
	David Potter	4	2006-10	2209	16.5	134
6.	Harold Jamison	4	1995-99	3364	26.1	129
	Tom Wideman	4	1995-99	2767	21.4	129
	Andre Young	4	2008-12	3489	27.0	129
	Rod Hall	4	2011-15	3697	28.7	129
10.	Sam Perry	4	2004-08	1946	15.2	128
	Devin Booker	4	2009-13	3089	24.1	128
	Landry Nnoko	4	2012-16	2628	20.5	128
	Jaron Blossomgame	4	2013-17	3924	31.0	128

STARTS

Rk	Name	Yrs	Years	GP	Starts
1.	Trevor Booker	4	2006-10	134	#134
2.	Cliff Hammonds	4	2004-08	134	133
3.	Jaron Blossomgame	4	2013-17	128	125
4.	Greg Buckner	4	1994-98	122	#122
5.	Donte Grantham	4	2014-18	114	113
6.	Terrell McIntyre	4	1995-99	126	112
7.	Demontez Stitt	4	2007-11	126	111
8.	Tree Rollins	4	1973-77	110	#110
9.	Tom Wideman	4	1995-99	129	109
	Edward Scott	4	1999-03	112	109
10.	Rod Hall	4	2011-15	129	106

- Consecutive

PERSONAL FOULS

Rk	Name	Yrs	Years	GP	F/G	Fouls
1.	Chris Hobbs	4	2000-04	116	3.30	383
2.	Tree Rollins	4	1973-77	110	3.42	376
3.	Tom Wideman	4	1995-99	129	2.80	361
4.	Raymond Jones	5	1980-85	117	3.01	352
	Elden Campbell	4	1986-90	123	2.86	352
6.	Dale Davis	4	1987-91	121	2.88	348
7.	Horace Grant	4	1983-87	122	2.76	337
8.	Harold Jamison	4	1995-99	129	2.60	335
9.	Larry Nance	4	1977-81	117	2.72	318
10.	Andrius Jurkunas	4	1995-00	115	2.72	316

FIELD GOALS MADE

Rk	Name	Yrs.	Years	GP	FG/G	FG
1.	Elden Campbell	4	1986-90	123	6.13	754
2.	Trevor Booker	4	2006-10	134	5.13	687
3.	Greg Buckner	4	1994-98	122	5.57	679
4.	Horace Grant	4	1983-87	122	5.41	660
5.	Vincent Hamilton	5	1980-85	116	5.62	652
6.	Tree Rollins	4	1973-77	110	5.85	643
7.	Dale Davis	4	1987-91	121	5.23	633
8.	Butch Zatezalo	3	1967-70	75	8.40	630
9.	Jaron Blossomgame	4	2013-17	128	4.90	627
10.	K.C. Rivers	4	2005-09	134	4.66	625
11.	Terrell McIntyre	4	1995-99	126	4.70	592
12.	Bill Yarborough	5	1952-57	85	6.92	588
13.	Stan Rome	4	1974-78	109	5.07	553
	Larry Nance	4	1977-81	117	4.73	553
15.	Devin Gray	4	1991-95	94	5.77	542

FIELD GOAL ATTEMPTS

Rk	Name	Yrs	Years	GP	FGA/G	FGA
1.	Bill Yarborough	5	1952-57	85	18.3	1557
2.	Butch Zatezalo	3	1967-70	75	20.5	1536
3.	Terrell McIntyre	4	1995-99	126	11.3	1426
4.	K.C. Rivers	4	2005-09	134	10.6	1425
5.	Greg Buckner	4	1994-98	122	11.0	1346
6.	Elden Campbell	4	1986-90	122	10.9	1342
7.	Jaron Blossomgame	4	2013-17	128	10.0	1286
8.	Vincent Hamilton	5	1980-85	116	10.7	1244

9.	Trevor Booker	4	2006-10	134	9.2	1228
10.	Cliff Hammonds	4	2004-08	134	9.1	1217

BEST FIELD GOAL PERCENTAGE

(Min. 200 Field Goals Made)

Rk	Name	Yrs.	Years	FGM	FGA	Pct
1.	Harold Jamison	4	1995-99	454	746	.609
2.	Horace Grant	4	1983-87	660	1104	.598
3.	Dale Davis	4	1987-91	633	1076	.5882
4.	Akin Akingbala	4	2002-06	284	483	.5880
5.	Jerai Grant	4	2007-11	321	555	.587
6.	Elijah Thomas	3	2016-19	395	675	.585
7.	Raymond Sykes	4	2005-09	216	373	.579
8.	John Campbell	4	1977-80	283	501	.565
9.	Elden Campbell	4	1986-90	754	1342	.562
10.	Trevor Booker	4	2006-10	687	1228	.559

THREE-POINT GOALS

Rk	Name	Yrs	Years	GP	Att	Goals
1.	K.C. Rivers	4	2005-09	134	729	281
2.	Terrell McIntyre	4	1995-99	126	696	259
3.	Cliff Hammonds	4	2004-08	134	697	244
4.	Andre Young	4	2008-12	129	629	236
5.	Will Solomon	3	1998-01	94	585	214
6.	Shawan Robinson	4	2002-06	120	538	203
7.	Terrence Oglesby	2	2007-09	66	448	177
8.	Al-Amir Dawes	3	2019-22	88	471	175
9.	Gabe DeVoe	4	2014-18	118	489	169
	Hunter Tyson	5	2018-23	140	462	169

THREE-POINT FIELD GOALS PER GAME

(Min. Two Years & 30 Made)

Rk	Name	Yrs	Years	Md	Gms	3G/G
1.	Chris Whitney	2	1991-93	167	58	2.88
2.	Terrence Oglesby	2	2007-09	177	66	2.68
3.	Tony Stockman	2	2000-02	155	59	2.63
4.	Will Solomon	3	1998-01	214	94	2.28
5.	Michael Tait	2	1985-87	70	31	2.26
6.	K.C. Rivers	4	2005-09	281	134	2.10
7.	Terrell McIntyre	4	1995-99	259	126	2.06
8.	Al-Amir Dawes	3	2019-22	175	88	1.99
9.	Marc Campbell	4	1980-84	37	19	1.95
10.	Anthony Jenkins	4	1982-87	91	47	1.94

THREE-POINT FIELD GOAL PERCENTAGE

(Min. 50 Attempts)

Rk	Name	Yrs	Years	FGM	FGA	Pct.
1.	Michael Tait	2	1985-87	70	136	.515
2.	Marc Campbell	4	1980-84	37	73	.507
3.	Anthony Jenkins	4	1982-87	91	199	.457
4.	Michael Brown	1	1986-87	34	76	.447
5.	Alex Hemenway	4	2019-23	116	270	.430
6.	Chris Whitney	2	1991-93	167	404	.413
7.	Terrence Oglesby	2	2007-09	177	448	.395
8.	Avry Holmes	2	2015-17	119	306	.389
9.	K.C. Rivers	4	2005-09	281	729	.385
10.	Bruce Martin	4	1991-95	129	336	.384
11.	Jamar McKnight	2	2000-02	54	143	.378


FREE THROW ATTEMPTS

Rk	Name	Yrs	Years	GP	A/G	FTA
1.	Dale Davis	4	1987-91	121	5.38	651
2.	Butch Zatezalo	3	1967-70	75	8.13	610
3.	Richie Mahaffey	4	1966-70	75	8.01	601
4.	Harold Jamison	4	1995-99	129	4.63	597
5.	Elden Campbell	4	1986-90	123	4.68	576
6.	Horace Grant	4	1983-87	122	4.37	533
7.	Jaron Blossomgame	4	2013-17	128	4.13	529
8.	Trevor Booker	4	2006-10	134	3.93	526
9.	Greg Buckner	4	1994-98	122	4.26	520
10.	Bill Yarborough	5	1952-57	85	5.93	504

FREE THROWS MADE

Rk	Name	Yrs	Years	GP	M/G	FTM
1.	Butch Zatezalo	3	1967-70	75	6.68	501
2.	Terrell McIntyre	4	1995-99	126	3.14	396
3.	Dale Davis	4	1987-91	121	3.17	384
4.	Jaron Blossomgame	4	2013-17	128	3.00	383
5.	Bill Yarborough	5	1952-57	85	4.44	377
6.	Horace Grant	4	1983-87	122	3.07	375
7.	Richie Mahaffey	4	1966-70	75	4.92	369
	Elden Campbell	4	1986-90	123	3.00	369
9.	Marcquise Reed	3	2016-19	99	3.70	366
10.	Greg Buckner	4	1994-98	122	2.84	346
11.	Jim Brennan	3	1961-64	76	4.54	345
12.	Demontez Stitt	4	2007-11	126	2.73	344
13.	Trevor Booker	4	2006-10	134	2.45	328
14.	Vince Yockel	3	1955-58	74	4.38	324
15.	Harold Jamison	4	1995-99	129	2.50	323

CAREER RECORDS



TREE ROLLINS STILL HOLDS THE BLOCKED SHOTS (450) AND BLOCKED SHOTS PER GAME RECORD (4.09).

BEST FREE THROW PERCENTAGE

(Min. 100 Made)

Rk	Name	Yrs	Years	FTM	FTA	Pct
1.	Marcquise Reed	3	2016-19	366	426	.859
2.	Jim Sutherland	3	1964-67	260	306	.850
3.	Gary Burnisky	3	1961-64	145	171	.8479
4.	Terrence Oglesby	2	2007-09	128	151	.8476
5.	Fred Gilliam	4	1979-83	148	177	.8364
6.	Derrick Johnson	4	1975-79	152	182	.8362
7.	Butch Zatezalo	3	1967-70	501	610	.835
8.	Shawan Robinson	4	2002-06	194	233	.833
9.	Shelton Mitchell	3	2016-19	263	316	.832
10.	Jim Brennan	3	1967-70	345	423	.825

STEALS

Rk	Name	Yrs	Years	GP	S/G	Steals
1.	Vernon Hamilton	4	2003-07	127	2.13	271
2.	Cliff Hammonds	4	2004-08	134	1.68	225
3.	K.C. Rivers	4	2005-09	134	1.57	210
4.	Terrell McIntyre	4	1995-99	126	1.54	194
5.	Grayson Marshall	4	1984-88	122	1.55	189
6.	Derrick Johnson	4	1975-79	111	1.69	188
7.	Andre Young	4	2008-12	129	1.43	184
8.	Greg Buckner	4	1994-98	122	1.47	179
9.	Marcquise Reed	3	2016-19	99	1.72	170
10.	James Mays	4	2004-08	108	1.54	166
11.	Demontez Stitt	4	2007-11	126	1.30	164
12.	Tanner Smith	4	2008-12	127	1.25	159
13.	Andre Bovain	4	1990-94	108	1.40	151
14.	Trevor Booker	4	2006-10	134	1.07	144
15.	Devin Gray	4	1991-95	94	1.51	142

STEALS PER GAME

(Min. 2 Years)

Rk	Name	Yrs	Years	St	GP	S/G
1.	Vernon Hamilton	4	2003-07	271	127	2.13
2.	Chris Whitney	2	1991-93	114	58	1.97
3.	Marcquise Reed	3	2016-19	170	99	1.72
4.	Derrick Johnson	4	1975-79	188	111	1.69
5.	Cliff Hammonds	4	2004-08	225	134	1.68
6.	Derrick Forrest	2	1988-90	105	65	1.62

7.	K.C. Rivers	4	2005-09	210	134	1.57
8.	Marion Cash	2	1988-90	102	65	1.56
9.	Grayson Marshall	4	1984-88	189	122	1.55
10.	James Mays	4	2004-08	166	108	1.54
	Terrell McIntyre	4	1995-99	194	126	1.54

BLOCKED SHOTS

Rk	Name	Yrs	Years	GP	BS/G	BS
1.	Tree Rollins	4	1973-77	110	4.09	450
2.	Elden Campbell	4	1986-90	123	2.71	334
3.	Sharone Wright	3	1991-94	92	3.11	286
4.	Trevor Booker	4	2006-10	134	1.86	249
5.	Landry Nnoko	4	2012-16	128	1.66	212
6.	Dale Davis	4	1987-91	121	1.73	210
7.	Jerai Grant	4	2007-11	127	1.55	197
8.	Elijah Thomas	3	2016-19	93	1.95	181
9.	K.J. McDaniels	3	2011-14	94	1.88	177
	Sharrod Ford	4	2001-05	118	1.50	177

BLOCKS PER GAME

(Min. 50 Games Played)

Rk	Name	Yrs	Years	BS	GP	BS/G
1.	Tree Rollins	4	1973-77	450	110	4.09
2.	Sharone Wright	3	1991-94	286	92	3.11
3.	Elden Campbell	4	1986-90	334	123	2.71
4.	Elijah Thomas	3	2016-19	181	93	1.95
5.	K.J. McDaniels	3	2011-14	177	94	1.88
6.	Trevor Booker	4	2006-10	249	134	1.86
7.	Dale Davis	4	1987-91	210	121	1.73
8.	Landry Nnoko	4	2012-16	212	128	1.66
9.	Jerai Grant	4	2007-11	197	127	1.55
10.	John Campbell	3	1977-80	126	84	1.50
	Sharrod Ford	4	2001-05	177	118	1.50

ASSISTS

Rk	Name	Yrs	Years	GP	A/G	Ast
1.	Grayson Marshall	4	1984-88	122	7.02	857
2.	Edward Scott	4	1999-03	112	5.31	595
3.	Terrell McIntyre	4	1995-99	126	4.58	577
4.	Derrick Johnson	4	1975-79	111	4.29	476
5.	Cliff Hammonds	4	2004-08	134	3.53	473
6.	Demontez Stitt	4	2007-11	126	3.33	419
7.	Bobby Conrad	4	1976-80	116	3.47	402
8.	Vernon Hamilton	4	2003-07	127	3.14	399
9.	Rod Hall	4	2011-15	129	3.03	393
10.	Marc Campbell	4	1980-84	106	3.43	364

ASSISTS PER GAME

(Min. 50 Games Played)

Rk	Name	Yrs	Years	Ast	GP	A/G
1.	Grayson Marshall	4	1984-88	857	122	7.02
2.	Chris Whitney	2	1991-93	354	58	6.10
3.	Edward Scott	4	1999-03	595	112	5.31
4.	Marion Cash	2	1988-90	335	64	5.23
5.	Terrell McIntyre	4	1995-99	577	126	4.58
6.	Derrick Johnson	4	1975-79	476	111	4.29
7.	Lou Richie	2	1992-94	239	57	4.19
8.	Chris Dodds	3	1979-82	325	83	3.92
9.	Mike Eppley	4	1980-84	268	69	3.88

ASSIST/TURNOVER RATIO

(Min. 100 Assists)


Rk	Name	Yrs	Years	Ast	TO	Ratio
1.	Grayson Marshall	4	1984-88	857	347	2.47
2.	Nick Honor	2	2020-22	132	55	2.40
3.	Marc Campbell	4	1980-84	364	162	2.25
4.	Andre Young	4	2008-12	342	163	2.10
5.	Cliff Hammonds	4	2004-08	473	240	1.97
6.	Lou Richie	2	1992-94	239	122	1.96
7.	Chris Dodds	3	1979-82	325	172	1.89
	Edward Scott	4	1999-03	595	315	1.89
9.	Warren Wallace	3	1982-85	125	67	1.87
10.	Terrell McIntyre	4	1995-99	577	318	1.81

DOUBLE-DOUBLES

Rk	Name	Yrs	Years	GP	%GP	DD
1.	Tree Rollins	4	1973-77	110	.555	61
2.	Dale Davis	4	1987-91	121	.430	52
3.	Sharone Wright	3	1991-94	92	.446	41
4.	Horace Grant	4	1983-87	122	.295	36
5.	Trevor Booker	4	2006-10	134	.239	32
6.	Randy Mahaffey	3	1964-67	73	.411	30
7.	Tom Mahaffey	3	1959-62	76	.355	27
8.	Richie Mahaffey	3	1966-69	75	.347	26
9.	Elden Campbell	4	1986-90	123	.195	24
10.	Sharrod Ford	4	2001-05	118	.186	22



TEAM RECORDS



THE 1989-90 TEAM FEATURED ONE OF CLEMSON'S GREATEST REBOUNDERS, DALE DAVIS.

MISCELLANEOUS RECORDS

- Points in a First Half:** 69 vs. Boston College, 12/28/76
- Points in a Second Half:** 72 vs. Morehead State, 11/11/92
- Points in Overtime:** 24 vs. Georgia Tech, 2/5/92 (95-78)
- Victory Margin in an Overtime Game:** +17 (95-78) vs. Georgia Tech, 2/5/92
- Most Points by Both Teams:** 233 vs. Wake Forest (Clemson 118, Wake Forest 115 in 2 OTs), 2/13/02
- Most Players Fouled Out:** 6 vs. Presbyterian, 12/11/51; North Carolina, 1/14/56; North Carolina, 1/28/98
- Fewest Points:** 5 vs. Tennessee, 1/13/1927
- Fewest Points by Opponent:** 5 by Presbyterian, 2/22/1923
- Fewest Turnovers by Both Teams:** 9 vs. NC State, 2/1/97 (Clemson 6, NC State 3)
- Most Turnovers by Both Teams:** 73, Purdue vs. Clemson, 12/5/73
- Most Players With a Three-Point Goal:** 8 vs. Virginia, 1/22/83; 8 vs. Presbyterian, 11/13/09, 8 vs. Louisiana-Lafayette, 12/22/17

MOST POINTS

Game:	133	vs. Tennessee Tech, 12/11/76 (52 FG, 29 FT)
Season:	2,777	in 1989-90 in 35 games (1,060 FG, 117 3-PT FG, 540 FTM)
Per Game:	86.6	in 1976-77 in 28 games (2,425)

VICTORY MARGIN

Game:	+73	(112-39) vs. Armstrong State, 12/17/86
Season:	+17.7	Points per game (86.6-68.9), 1976-77

MOST FIELD GOALS MADE

Game:	52	(Att. 85) vs. Tennessee Tech, 12/11/76
Season:	1,060	(Att. 2,148) in 1989-90

MOST FIELD GOALS ATTEMPTED

Game:	98	(made 31) vs. Furman, 1/7/60
Season:	2,148	(made 1,060) in 1989-90

BEST FIELD GOAL ACCURACY

Game:	70.1	(48-68) vs. Florida Southern, 2/28/76
Road Game:	68.9	(31-45) vs. Boston College 2/22/20
Season:	52.9	(990-1873) in 1986-87

THREE-POINT FIELD GOALS MADE

Game:	16	vs. Puerto Rico-Mayaguez, 12/19/05 at Virginia, 2/7/08
Season:	288	in 2017-18
Per Game:	8.23	(288 in 35 games) in 2017-18
Consecutive:	12	vs. Virginia, 1/22/83

THREE-POINT FIELD GOAL ATTEMPTS

Game:	42	at North Carolina, 1/15/94
Season:	786	in 2017-18
Per Game:	23.13	(740 in 32 games) in 2005-06

THREE-POINT FIELD GOAL PERCENTAGE

Game:	.846	(11-13) vs. North Carolina, 1/31/04
Season:	.448	(203-453) in 1986-87

MOST FREE THROWS MADE

Game:	40	(Att. 54) vs. The Citadel, 1/3/66
	40	(Att. 53) vs. Maryland, 1/12/68
Consecutive:	24	vs. Mercer, 12/30/92
Season:	624	(Att. 912) in 1955-56

MOST FREE THROW ATTEMPTS

Game:	55	(Made 37) at Furman, 2/24/55
Season:	912	(Made 624) in 1955-56

BEST FREE THROW ACCURACY

Game:	1.000	(15-15) vs. Miami, 1/16/16
	1.000	(16-16) at Boston College, 1/31/23
Season:	78.5	(460-586) in 2022-23

MOST REBOUNDS

Game:	71	vs. West Virginia Tech, 12/16/80
	71	vs. Georgia State, 1/15/90
Season:	1,430	in 1989-90

REBOUND MARGIN

Game:	+43	vs. West Virginia Tech, 12/16/80
Season:	+8.2	(30.5-38.7), 1998-99

MOST STEALS

Game:	25	vs. Hampton, 11/19/04
		vs. Furman, 11/12/07
Season:	352	in 2005-06
Per Game:	11.0	in 2005-06

MOST ASSISTS

Game:	36	vs. West Virginia Tech, 12/16/80
		vs. Bowling Green, 11/27/81
Season:	636	in 1980-81

MOST PERSONAL FOULS

Game:	43	vs. Presbyterian, 12/11/51
Season:	683	in 1997-98

MOST BLOCKED SHOTS

Game:	16	vs. Radford, 12/9/89
Season:	235	in 1989-90
Per Game:	6.71	in 1989-90

FEWEST TURNOVERS COMMITTED

Game:	1	at NC State, 2/20/16
Per Game:	10.16	315 in 31 games in 2015-16

TURNOVERS FORCED

Game:	47	vs. Appalachian State, 12/7/74
Per Game:	21.4	599 in 28 games in 1976-77

MOST DUNKS

Game:	16	vs. Georgia State, 1/15/90
Season:	176	in 1989-90
Per Game:	5.02	in 1989-90

MOST CHARGES TAKEN


Game:	11	vs. North Carolina, 1/27/79
Season:	109	in 1978-79
Per Game:	3.76	in 1978-79

OFFENSIVE REBOUNDS

Game:	33	at North Carolina, 1/9/92
Season:	536	in 2007-08
Per Game:	15.76	in 2007-08

ASSIST/TURNOVER RATIO

Game:	16/1	(16/1) vs. NC State, 2/20/16
Season:	1.48/1	(636-430) in 1980-81



THE 1986-87 TEAM HOLDS SCHOOL RECORDS FOR FIELD GOAL AND THREE-POINT PERCENTAGE FOR A SEASON.

TEAM GAME BESTS

SCORING - CLEMSON

Pts	Site-Opponent	Date
133	H-Tennessee Tech (78)	12-11-1976
128	N1-Boston College (76)	12-28-1976
125	H-Texas Christian (62)	11-27-1977
124	H-West Virginia Tech (70)	12-16-1980
122	H-Florida Southern (79)	2-28-1976
120	H-Roanoke (56)	2-26-1978
120	A-Charleston Southern (103)	12-1-1993
118	H-Wake Forest (115) (20T)	2-13-2002
117	H-Georgia State (59)	1-15-1990
115	H-South Carolina (91)	2-8-1981
114	H-The Citadel (69)	2-6-1956
114	H-Radford (76)	12-9-1989
114	H-Morehead State (69)	11-30-1991

N1 - Milwaukee, Wis.

SCORING - OPPONENTS

Pts	Site-Opponent	Date
124	A-Furman (87)	2-24-1955
122	A-Florida State (80)	1-22-1970
120	A-Wake Forest (65)	2-4-1955
119	A-NC State (85)	2-5-1955
119	A-NC State (87)	1-31-1970
115	A-Duke (54)	12-3-1954
115	H-North Carolina (83)	1-13-1968
115	A-Duke (74)	1-7-2001
115	H-Wake Forest (118) (20T)	2-14-2002
113	A-NC State (59)	2-20-1954
113	A-South Carolina (85)	3-2-1957
112	H-NC State (72)	12-14-1954
112	A-Duke (73)	1-27-1992

HIGHEST SCORING HALVES - CLEMSON

Pts	Opponent	1/2	Date	CU-OPP
72	Morehead State	2nd	11-30-91	114-69
71	Tennessee Tech	2nd	12-11-76	133-78
69	Boston College	1st	12-28-76	128-91
69	South Carolina	2nd	2-8-81	115-91
69	Radford	2nd	12-9-89	114-76
69	Charleston Southern	2nd	12-1-93	120-103
67	Texas Christian	2nd	11-25-77	125-62
66	Virginia	2nd	1-13-93	82-100
65	Georgia Southern	2nd	12-4-76	110-55
65	Roanoke	1st	2-26-77	120-56

HIGHEST SCORING HALVES - OPPONENTS

Pts	Opponent	1/2	Date	CU-OPP
70	North Carolina	2nd	1-28-87	99-108
67	Furman	1st	2-24-55	87-124
66	Wake Forest	1st	2-4-55	65-120
65	Florida State	2nd	1-22-70	80-122
65	Furman	2nd	1-25-78	68-87
65	North Carolina	2nd	3-11-83	79-105
64	North Carolina	2nd	2-13-70	87-119
63	Duke	1st	12-3-54	54-115
63	NC State	2nd	2-5-55	85-119
63	South Carolina	2nd	3-2-57	85-113

BEST FIELD GOAL PERCENTAGES - CLEMSON

Pct	FG-FGA	Site-Opponent	Date
.701	48-68	H-Florida Southern	2-28-1976
.700	14-20	N1-South Carolina	3-5-1970
.698	44-63	H-Saint Francis (N.Y.)	1-4-1984
.692	27-39	H-Georgia Tech	1-12-2011
.689	31-45	A-Boston College	2-22-2020
.676	25-37	N2-Iona	11-21-1997
.675	27-40	A-Virginia	2-21-1984
.673	37-55	H-North Carolina-Asheville	1-11-1992
.667	40-60	H-Baylor	12-19-1983
.667	24-36	A-Furman	1-31-1981
.667	28-42	H-South Carolina	12-12-1981
.659	27-41	H-North Carolina-Asheville	12-12-1998

N1 - Charlotte, N.C.; N2 - Fairbanks, Alaska

BEST FIELD GOAL PERCENTAGES - OPPONENTS

Pct	FG-FGA	Site-Opponent	Date
.714	50-70	N1-Louisiana State	12-20-1969
.684	39-57	N2-North Carolina	2-1-1984
.683	28-41	N3-Gonzaga	11-23-1997
.679	36-53	A-Duke	2-27-1985
.676	23-34	H-Wake Forest	2-26-1971
.667	26-39	A-North Carolina	1-26-1980
.661	41-62	A-Florida State	2-5-2017
.653	32-49	H-NC State	2-1-1969
.647	44-68	A-Duke	1-27-1992
.646	31-48	A-Virginia	1-17-1982
.646	31-48	A-Virginia	2-22-1986
.644	29-45	H-Georgia Tech	1-24-1967
.641	25-39	A-NC State	1-29-1980

N1 - Charlotte, N.C.; N2 - Greensboro, N.C.; N3 - Fairbanks, Alaska

WORST FIELD GOAL PERCENTAGES - CLEMSON

Pct	FG-FGA	Site-Opponent	Date
.238	15-63	A-Virginia	2-12-1994
.240	12-50	A-Virginia	1-11-1995
.254	15-59	A-Miami (Fla.)	1-18-2006
.259	14-54	H-Virginia	1-12-2019
.260	19-73	H-Duke	1-23-1982
.262	17-65	H-Georgia Tech	2-28-1968
.271	16-59	A-Georgia	12-22-2015

.272	22-81	A-North Carolina	1-9-1992
.273	18-66	A-North Carolina	1-26-1997
.280	14-50	A-Wake Forest	2-12-1997
.280	14-50	H-South Carolina	12-15-2019
.283	15-53	A-Duke	1-8-2013
.283	15-53	H-North Carolina	1-3-2015
.283	15-53	H-Wichita State	3-24-2019

N1 - El Paso, Texas; N2 - Greenville, S.C.; N3 - Greensboro, N.C.; N4 - St. Thomas, Virgin Islands

WORST FIELD GOAL PERCENTAGES - OPPONENTS

Pct	FG-FGA	Site-Opponent	Date
.180	9-50	H-Wofford	2-6-1996
.200	13-65	A-Wake Forest	1-4-1964
.211	16-76	N1-Florida International	12-29-1987
.211	12-57	H-East Carolina	12-29-2004
.220	9-41	N2-Army	12-29-1993
.226	12-53	H-Radford	11-30-1998
.229	11-48	H-Savannah State	12-17-2010
.237	14-59	H-Georgia	3-10-1999
.237	14-59	H-Wake Forest	2-3-2019
.239	16-67	H-Armstrong State	12-17-1986
.246	15-61	H-Wake Forest	1-15-2013
.250	15-60	H-Stetson	11-16-1998
.255	12-47	A-Wake Forest	2-24-2021
.258	17-66	N3-Auburn	3-18-2018
.259	14-54	H-North Florida	12-16-2008
.261	12-46	A-South Carolina	12-17-1996
.263	15-57	H-Charleston Southern	12-22-2001

N1 - Tampa, Fla.; N2 - Honolulu, Hawaii; N3 - San Diego, Calif.

FIELD GOALS MADE - CLEMSON

No	Att	Site-Opponent	Date
52	85	H-Tennessee Tech	12-11-1976
50	79	H-Bowling Green State	11-27-1981
50	78	H-Roanoke	2-26-1977
49	86	N1-Boston College	12-28-1976
49	85	H-Furman	12-1-1976
48	83	H-West Virginia Tech	12-16-1980
48	68	H-Florida Southern	2-28-1976
46	85	H-Georgia Southern	12-17-1979
46	79	H-Colgate	2-1-1979
46	75	H-Texas Christian	11-27-1977
46	74	H-South Carolina	2-8-1981

N1 - Milwaukee, Wis.

FIELD GOALS MADE - OPPONENTS

No	Att	Site-Opponent	Date
52	NA	A-NC State	2-5-1955
50	105	H-Florida State	1-22-1970
50	70	H-Louisiana State	12-20-1969
47	95	A-South Carolina	2-7-1970
46	87	A-Duke	1-12-1965
46	81	A-Maryland	2-23-1970
46	80	N1-North Carolina	2-13-1970
46	NA	A-NC State	2-20-1954

N1 - Charlotte, N.C.

FIELD GOAL ATTEMPTS - CLEMSON

No	Made	Site-Opponent	Date
98	31	H-Furman	1-7-1960
94	41	H-Duke	1-11-1962
91	31	H-Furman	1-4-1968
89	40	A-North Carolina	2-10-2008
88	35	H-Furman	1-15-1962
86	49	N1-Boston College	12-28-1976
86	45	H-Catholic	11-24-1978
86	44	H-Wake Forest	2-28-1970
86	40	H-Georgia Tech	2-5-1992
86	39	H-Appalachian State	12-7-1974

N1 - Milwaukee, Wis.

FIELD GOAL ATTEMPTS - OPPONENTS

No	Made	Site-Opponent	Date
105	50	H-Florida State	1-22-1970
95	47	A-South Carolina	2-7-1970
94	35	H-Austin Peay State	11-29-1975
91	39	A-Duke	1-9-1968
91	34	H-West Virginia Tech	12-16-1980
90	41	H-North Carolina	2-16-1968
90	37	A-Virginia	1-14-1967
88	41	H-Wake Forest	2-13-2002
88	28	N1-Lafayette	12-20-1957

N1 - Charlotte, N.C.

THREE-POINT GOALS - CLEMSON

No	Att	Site-Opponent	Date
16	28	N2-Puerto Rico-Mayaguez	12-19-2005
16	26	A-Virginia	2-7-2008
15	37	N1-Evansville	12-27-1993
15	30	H-North Carolina	1-30-2018
15	28	A-Maryland	1-20-2002
15	27	H-Western Carolina	12-23-2006
15	23	A-Virginia	1-22-1983
14	36	H-Syracuse	2-22-2023
14	34	H-Presbyterian	11-7-2019
14	30	H-Presbyterian	11-13-2009
14	28	H-Georgia Tech	1-24-2001
14	28	A-Minnesota	11-30-2015
14	25	A-Virginia Tech	1-29-2009
14	23	H-Towson	12-7-2022
13	30	A-Virginia	1-2-2005

13	29	H-Maryland	1-2-2001
13	29	H-USC Upstate	12-2-2015
13	29	H-Notre Dame	3-4-2023
13	28	H-Mercer	12-10-2016
13	28	H-Bellarmine	11-18-2022
13	27	H-Virginia Tech	1-22-2017
13	24	A-Charleston Southern	12-1-1993
13	24	H-Florida State	1-12-2007
13	24	H-Miami (Oh.)	12-14-2021
13	22	A-Virginia Tech	3-1-2006
13	22	A-Pittsburgh	2-12-2020
13	20	H-Winthrop	1-26-1987

N1 - Honolulu, Hawaii; N2 - San Juan, Puerto Rico

THREE-POINT GOALS - OPPONENTS

No	Att	Site-Opponent	Date
19	42	H-Wake Forest	2-13-2002
19	30	N3-Mississippi State	12-8-2018
17	31	H-Georgia Tech	1-24-2001
17	30	A-Florida State	2-5-2017
17	29	N1-Duke	3-9-2000
16	31	N2-UMass	11-23-2015
16	27	A-Georgia Tech	1-20-2021
15	47	A-Charleston Southern	12-1-1993
15	38	H-George Washington	12-22-1999
15	32	H-Wofford	11-24-2001
15	32	A-Notre Dame	1-7-2017
15	31	A-North Carolina	1-16-2018
15	31	H-NC State	1-15-2002
15	29	H-NC State	1-29-2006
15	27	H-Virginia	1-16-2021
15	25	H-Ohio State	12-1-2004

N1 - Charlotte, N.C.; N2 - Las Vegas, Nev.; N3 - Newark, N.J.

THREE-POINT ATTEMPTS - CLEMSON

No	Made	Site-Opponent	Date
42	12	A-North Carolina	1-15-1994
38	11	A-Louisville	1-25-2020
38	9	H-North Carolina	1-14-1995
37	15	N1-Evansville	12-27-1993
36	14	H-Syracuse	2-22-2023
36	11	A-Virginia Tech	2-21-2018
35	9	A-Virginia Tech	3-4-2020
35	7	H-Louisville	1-27-2021
34	14	H-Presbyterian	11-7-2019
34	9	H-Notre Dame	2-9-2020
33	11	H-Detroit Mercy	11-17-2019
33	9	N2-Villanova	3-21-2008
33	7	H-Georgia Tech	3-7-1993
32	10	A-Florida State	1-28-2023
32	9	H-South Carolina	12-15-2019
32	8	H-Wake Forest	1-11-2006
32	6	A-Notre Dame	1-12-2022
31	12	A-North Carolina	1-11-2020
31	12	A-Minnesota	11-29-2006
31	11	A-North Carolina	1-16-2018
31	11	H-George Washington	12-22-1999
31	10	H-East Tennessee St.	12-9-2005
31	9	H-Winthrop	12-18-1999
31	9	H-Florida State	1-4-2006
31	9	H-East Carolina	1-3-2009
31	8	H-South Carolina St.	12-13-2016

N1 - Honolulu, Hawaii; N2 - Tampa, Fla.

THREE-POINT ATTEMPTS - OPPONENTS

No	Made	Site-Opponent	Date
47	15	A-Charleston Southern	12-1-1993
42	19	H-Wake Forest	2-13-2001
40	11	H-Davidson	11-17-2016
38	15	H-George Washington	12-22-1999
38	12	H-Virginia	1-15-2000
37	14	N2-Xavier	3-23-1999
37	8	H-Auburn	3-18-1993
37	6	H-NC State	2-18-2004
36	11	H-Penn State	11-29-2022
35	8	N1-La Salle	3-17-1990
35	8	H-The Citadel	11-25-2000
34	13	A-Syracuse	1-5-2016
34	12	H-North Carolina	2-15-2003
34	10	A-Seton Hall	12-19-1997

N1 - Hartford, Conn.; N2 - New York, N.Y.

THREE-POINT PERCENTAGES - CLEMSON

(Minimum 10 Attempts)

Pct	FG-FGA	Site-Opponent	Date
-----	--------	---------------	------

TEAM GAME BESTS

.737	14-19	N3-Gonzaga	11-23-1997
.727	8-11	H-Maryland	2-7-2012
.684	13-19	N1-Evansville	12-27-1994
.667	8-12	A-Maryland	2-19-1983
.667	12-18	A-North Carolina	2-21-1987
.647	11-17	A-Wake Forest	1-24-1993
.643	9-14	A-NC State	1-9-2007
.633	19-30	N4-Mississippi State	12-8-2018
.625	10-16	A-Wake Forest	2-21-1996
.615	8-13	A-Maryland	2-24-2010
.611	11-18	N2-Coppin State	12-21-1990

N1 - Honolulu, Hawaii; N2 - Miami, Fla.; N3 - Fairbanks, Alaska; N4 - Newark, N.J.

FREE THROWS MADE - CLEMSON

Made	Att	Site-Opponent	Date
40	53	H-Maryland	1-15-1968
40	54	H-The Citadel	12-3-1966
39	51	H-Georgia Tech	1-29-1972
38	46	H-NC State	12-11-1956
38	45	H-Mercer	12-30-1992
37	55	A-Furman	2-24-1955
37	49	N1-North Carolina	12-8-1956
37	48	A-Florida State	2-8-1992
36	48	H-NC State	2-15-1980
36	45	H-Wake Forest	2-27-1969

N1 - Charlotte, N.C.

FREE THROWS MADE - OPPONENTS

Made	Att	Site-Opponent	Date
47	72	H-Furman	1-29-1955
42	52	A-Wake Forest	2-27-1969
41	59	A-North Carolina	1-28-1998
38	51	A-South Carolina	1-27-1983
38	49	A-Duke	1-31-1990
38	46	A-Virginia Tech	2-6-2010
37	47	N1-North Carolina	3-11-2005
36	52	A-Furman	2-22-1958
36	49	A-Wake Forest	2-4-1955
36	46	A-Presbyterian	12-16-1952
36	46	N2-Auburn	12-21-1966
36	45	H-Wake Forest	2-27-1969
36	45	H-Presbyterian	12-4-1952

N1 - Washington, DC; N2 - Birmingham, Ala.

FREE THROW ATTEMPTS - CLEMSON

No	Made	Site-Opponent	Date
55	37	A-Furman	2-24-1955
54	40	H-The Citadel	12-3-1966
53	40	H-Maryland	1-15-1968
52	32	H-Georgia State	1-15-1990
51	39	H-Georgia Tech	1-29-1972
50	35	H-Indiana State	1-30-1971
50	32	H-Radford	12-9-1989
49	37	N1-North Carolina	12-8-1956
48	36	H-NC State	2-16-1980
48	33	H-Maryland	2-8-1997

N1 - Charlotte, N.C.

FREE THROW ATTEMPTS - OPPONENTS

No	Made	Site-Opponent	Date
72	47	H-Furman	1-29-1955
59	41	A-North Carolina	1-28-1998
53	33	H-North Carolina-Charlotte	12-15-1990
52	42	A-Wake Forest	2-18-1969
52	36	A-Furman	2-22-1958
52	34	A-Virginia	2-18-1976
51	38	A-South Carolina	1-27-1983
51	34	H-North Carolina	1-14-1995
50	30	A-Maryland	2-25-1995
49	38	A-Duke	1-31-1990
49	36	A-Wake Forest	2-4-1955
49	35	A-Wake Forest	1-4-1964
49	33	A-Wake Forest	3-1-2003
49	30	A-Furman	2-24-1955

FREE THROW PERCENTAGES - CLEMSON

Pct.	Made-Att	Site-Opponent	Date
1.000	16-16	A-Boston College	1-31-2023
1.000	15-15	H-Miami	1-16-2016
.960	24-25	H-Wake Forest	12-2-2022
.957	22-23	H-Duke	1-7-1997
.947	18-19	N-Miami	3-11-2020
.941	16-17	H-Maryland	1-12-1970
.941	16-17	H-Miami	1-13-2018
.933	14-15	A-George Washington	2-21-1951
.933	14-15	A-Virginia	2-18-1989
.923	24-26	H-South Carolina	11-17-2013
.923	24-26	N1-Duke	3-8-2017
.917	22-24	H-High Point	11-25-2016
.917	22-24	H-NC State	12-30-2022
.909	20-22	H-South Carolina	2-7-1987
.909	20-22	N3-Boston College	3-8-2018
.906	29-32	H-South Carolina	1-5-1979
.906	29-32	N2-Wake Forest	2-7-1979
.905	19-21	H-Texas A&M	1-7-1995
.905	19-21	H-Wofford	11-21-1999
.905	19-21	H-North Carolina	2-8-2022
.900	18-20	A-Boston College	1-3-2018
.900	18-20	H-Duke	2-27-1974
.900	18-20	H-North Carolina	1-13-2010

N1 - Brooklyn, N.Y.; N2 - Greensboro, N.C.

FREE THROW PERCENTAGES - OPPONENTS

Pct.	Made-Att	Site-Opponent	Date
1.000	15-15	H-Charleston Southern	11-26-2021
.957	22-23	H-Louisiana-Lafayette	12-20-2017
.952	20-21	A-Minnesota	12-28-1974
.947	18-19	N1-Wake Forest	2-15-1984
.947	18-19	H-Wake Forest	2-22-1995
.941	16-17	N2-Seton Hall	12-4-1990
.941	16-17	H-Wisconsin-Green Bay	12-8-1991
.941	16-17	N3-Duke	3-15-2008
.941	16-17	H-Virginia Tech	1-22-2017
.941	16-17	H-Virginia Tech	2-9-2019
.938	15-16	H-Georgia	12-5-1963
.938	15-16	H-Morehead State	3-15-2023
.933	14-15	H-Presbyterian	12-11-1982
.933	14-15	H-NC State	2-10-1991
.933	14-15	A-Georgia Tech	2-23-2016
.931	27-29	A-North Carolina	1-31-1976

N1 - Greensboro, N.C.; N2 - Syracuse, N.Y.; N3 - Charlotte, N.C.

TOTAL REBOUNDS - CLEMSON

No	Site-Opponent	Date
71	H-West Virginia Tech	12-16-1980
71	H-Georgia State	1-15-1990
68	H-South Carolina	2-21-1961
65	H-Georgia	1-3-1963
64	H-Furman	2-3-1966
64	H-Duke	2-15-1975
63	H-Virginia	2-3-1961
63	H-Harvard	11-28-1975
63	N1-Florida International	12-29-1987

N1 - Tampa, Fla.

TOTAL REBOUNDS - OPPONENTS

No	Site-Opponent	Date
74	A-Florida State	1-22-1970
71	A-South Carolina	2-7-1970
70	H-South Carolina	1-26-1970
68	N1-NC State	1-31-1959
67	A-Creighton	12-15-1962
65	N1-North Carolina	2-16-1968
63	A-Duke	1-9-1968
62	H-The Citadel	11-25-2000
61	A-Duke	3-2-1962

N1 - Charlotte, N.C.

REBOUND MARGIN - CLEMSON

No	CU-Opp	Site-Opponent	Date
+43	71-28	H-West Virginia Tech	12-16-1980
+39	65-26	H-Georgia	1-3-1963
+34	64-30	H-Duke	2-15-1975
+32	54-22	H-Wake Forest	1-6-1986
+31	59-28	H-Roanoke	2-26-1977
+30	52-22	H-Wagner	12-10-1988
+29	40-11	H-Samford	12-29-2007
+28	68-40	H-South Carolina	2-21-1961
+28	62-34	A-Furman	12-3-1975
+28	53-25	H-E. Tennessee State	12-15-2003

N1 - Greenville, S.C.

REBOUND MARGIN - OPPONENTS

No	Opp-CU	Site-Opponent	Date
+38	67-29	A-Creighton	12-15-1962
+36	68-32	N1-NC State	1-31-1959
+34	65-31	N1-North Carolina	2-16-1968
+34	74-40	A-Florida State	1-22-1970
+30	53-23	A-Duke	12-4-1965
+30	71-41	A-South Carolina	2-7-1970
+29	52-23	A-Wake Forest	2-1-1965
+29	57-28	A-North Carolina	1-15-1994

N1 - Charlotte, N.C.

LARGEST VICTORIES - CLEMSON

No	CU-Opp	Site-Opponent	Date
+73	112-39	H-Armstrong State	12-17-1986
+72	78-6	N1-Butler Guards	2-9-1912
+67	108-41	H-Illinois Tech	12-13-1980
+63	125-62	H-Texas Christian	11-27-1977
+59	72-13	H-Erskine	2-19-1916
+58	103-45	H-Prairie View A&M	12-16-1986
+58	117-59	H-Georgia State	1-15-1990
+55	110-55	H-Georgia Southern	12-4-1976
+55	133-78	H-Tennessee Tech	12-11-1976

N1 - Greenville, S.C.

LARGEST VICTORIES - OPPONENTS

No	CU-Opp	Site-Opponent	Date
+61	54-115	A-Duke	12-3-1954
+60	15-75	A-Georgia	1-31-1913
+55	65-120	A-Wake Forest	2-4-1955
+54	59-113	A-NC State	2-20-1954
+50	10-60	A-Atlanta Agriculture	2-1-1913
+49	18-67	A-Kentucky	1-16-1933
+48	12-60	H-Auburn	1-26-1920
+48	21-69	A-NC State	1-15-1947
+48	61-109	A-Florida State	2-5-2017

LARGEST ACC VICTORIES - CLEMSON

No	CU-Opp	Site-Opponent	Date
+40	94-54	H-Florida State	2-15-2022
+34	100-66	H-Duke	2-15-1975
+34	82-48	N1-Boston College	3-14-2008
+33	78-45	H-Florida State	2-14-1999
+31	82-51	A-Virginia	2-7-2008
+29	78-49	A-Florida State	2-15-1998
+29	93-64	H-Maryland	2-17-2009
+28	92-64	H-Georgia Tech	2-28-1999

N1 - Charlotte, N.C.

ASSISTS - CLEMSON

No	Site-Opponent	Date
36	H-West Virginia Tech	12-16-1980
36	H-Bowling Green State	11-27-1981
35	H-Saint Francis (N.Y.)	1-4-1984
34	H-Florida State	11-27-1976
34	H-Catholic	11-24-1978
33	N1-Boston College	12-28-1976
32	H-Illinois Tech	12-13-1980
32	H-Duke	2-8-1981

N1 - Milwaukee, Wis.

ASSISTS - OPPONENTS

No	Site-Opponent	Date
35	A-Georgia Tech	2-1-1968
29	N1 - Wake Forest	1-10-1987
29	A-Maryland	2-25-2003
28	A-Georgia Tech	1-6-1971
28	N1-North Carolina	2-1-1984
28	A-North Carolina	2-21-1987
28	*H-Liberty	12-28-2002
27	H-South Carolina	2-9-1985
27	A-North Carolina	1-9-1992
27	A-North Carolina	1-15-1994
27	A-Duke	1-7-2001
27	A-Maryland	1-20-2002

N1 - Greensboro, N.C.; * - Anderson, S.C.

BLOCKED SHOTS - CLEMSON

No	Site-Opponent	Date
16	H-Radford	12-9-1989
15	H-Florida International	1-12-1987
14	N1-Florida International	12-29-1987
14	N3-Texas Christian	11-15-2008
14	H-Savannah State	11-25-2008
13	H-Duke	2-23-1977
13	H-Maryland	2-22-2005
12	H-Presbyterian	12-13-1975
12	H-Rider	1-13-1988
12	H-Youngstown State	1-18-1989
12	N2-Saint Mary's	3-16-1989
12	A-American-Puerto Rico	11-24-1989
12	H-Georgia State	1-15-1990
12	H-UNC Greensboro	12-12-1992
12	H-North Carolina	1-17-2007
12	H-Furman	11-12-2007
12	H-Arizona	12-8-2012
12	H-South Carolina	11-17-2013
12	H-Virginia Tech	2-9-2019

N1 - Tampa, Fla.; N2 - Boise, Idaho; N3 - Charleston, S.C.

BLOCKED SHOTS - OPPONENTS

No	Site-Opponent	Date
11	A-Maryland	1-16-1985
11	N2-Duke	3-11-1994
11	A-Maryland	2-28-2004
11	H-Old Dominion	11-18-2007
11	A-Virginia	12-22-2021
10	A-Georgia Tech	1-24-1991
10	A-North Carolina	1-9-1992
10	A-Duke	1-7-2001
10	A-Virginia Tech	3-1-2006
9	A-North Carolina	1-27-1990
9	H-Duke	1-5-1994
9	A-Maryland	1-26-1994
9	N1-Wake Forest	3-4-1976
9	A-Wake Forest	1-21-1995
9	H-Wake Forest	1-23-1997
9	A-Maryland	2-24-1999
9	A-North Carolina	1-17-2001
9	A-Maryland	2-25-2003
9	A-Florida State	1-24-2013
9	A-Florida State	1-30-2016

N1 - Greensboro, N.C.; N2 - Charlotte, N.C.

STEALS - CLEMSON

No	Site-Opponent	Date
25	H-Hampton	11-19-2004
25	H-Furman	11-12-2007
20	H-Georgia Southern	12-4-1976
20	H-Western Carolina	2-11-1998
20	H-North Carolina	1-17-2007
19	H-Tennessee Tech	12-11-1976
19	H-Wake Forest	1-12-1991
19	H-North Carolina	1-31-1991
19	H-Morehead State	11-30-1991
19	H-S.C. State	11-23-2005
19	A-Charleston Southern	11-26-2005
19	H-Presbyterian	11-13-2009
19	A-Liberty	11-17-2009

TEAM GAME BESTS

STEALS - OPPONENTS

No	Site-Opponent	Date
26	A-NC State	1-12-1974
21	N1-North Carolina	1-5-1977
21	H-Virginia Tech	2-8-2006
20	H-East Tennessee State	12-15-2003
17	A-Duke	2-22-1978
17	N1-North Carolina	1-3-1979
17	H-South Carolina	12-6-2003
17	A-Georgia Tech	2-3-2007
17	N-Alabama	12-12-2020

FEWEST TURNOVERS - CLEMSON

No	Site-Opponent	Date
1	A-NC State	2-20-2016
2	H-South Carolina St.	12-13-2016
3	N1-North Carolina	3-10-1995
4	A-Virginia	1-31-2012
5	H-NC State	3-3-1993
5	N1-Wake Forest	3-9-1996
5	H-Maryland	2-22-2000
5	H-Purdue	11-28-2012
5	H-Notre Dame	2-12-2022
5	A-Louisville	2-18-2023

FEWEST TURNOVERS - OPPONENTS

No	Site-Opponent	Date
3	A-NC State	2-1-1997
3	H-George Washington	12-22-2000
3	A-Pittsburgh	1-10-2015
4	A-South Carolina	2-11-1984
4	A-Virginia	2-14-1987
4	N4-Temple	11-21-2013
4	A-Notre Dame	3-7-2015
4	A-NC State	1-11-2018
5	H-Virginia	1-11-1986
5	A-Virginia	1-10-1988
5	A-Maryland	2-7-1989
5	H-Cincinnati	12-22-2003
5	H-Virginia Tech	1-27-2013
5	H-Duke	1-11-2014
5	H-Miami (Fla.)	3-4-2014
5	H-Notre Dame	2-8-2016

FEWEST TURNOVERS - BOTH TEAMS

No	CU-Opp	Site-Opponent	Date
9	6-3	A-NC State	2-1-1997
11	3-8	N2-North Carolina	3-10-1995
11	6-5	H-Delaware State	11-13-2013
11	1-10	A-NC State	2-20-2016
12	9-3	A-Pittsburgh	1-10-2015
12	5-7	H-Notre Dame	2-12-2022
13	7-6	N1-South Carolina	3-5-1970
13	9-4	N3-Temple	11-21-2013
13	9-4	A-Notre Dame	3-7-2015
13	7-6	N4-Auburn	3-18-2018
13	6-7	H-Duke	2-10-2022
14	6-8	A-Furman	12-30-1966
14	6-8	H-NC State	1-9-1984
14	9-5	H-Virginia	1-11-1986
14	9-5	A-Virginia	1-10-1988
14	5-9	H-NC State	3-3-1993
14	7-7	H-North Carolina	2-18-2001
14	6-8	N1-Florida State	3-7-2002
14	9-5	H-Virginia Tech	1-27-2013
14	7-7	A-Miami	2-18-2017

MOST TURNOVERS - CLEMSON

No	Site-Opponent	Date
41	A-Furman	12-6-1972
38	A-NC State	1-12-1974
36	H-Austin Peay State	11-29-1975
35	A-Purdue	12-5-1973
35	A-Charleston Southern	12-1-1993
30	H-NC State	2-22-1975
30	N1-North Carolina	1-5-1977
30	A-Duke	1-29-2000

MOST TURNOVERS - OPPONENTS

No	Site-Opponent	Date
47	H-Appalachian State	12-7-1974
38	A-Purdue	12-5-1973
37	H-Hampton	11-19-2004
37	H-Furman	11-12-2007
36	H-Auburn	11-30-1973
35	H-Georgia Southern	12-4-1976
35	H-Texas Christian	11-25-1977

MOST TURNOVERS - BOTH TEAMS

No	CU-Opp	Site-Opponent	Date
73	35-38	A-Purdue	12-5-1973
71	41-30	A-Furman	12-6-1972
69	22-47	H-Appalachian State	12-7-1974
66	32-34	H-Furman	1-23-1974
65	38-27	A-NC State	1-12-1974
60	25-35	H-Georgia Southern	12-4-1976
59	35-24	A-Charleston Southern	12-1-1993

ASSIST/TURNOVER RATIO - CLEMSON

Ratio	Ast-TO	Site-Opponent	Date
16.0	16-1	A-NC State	2-20-2016
5.33	32-6	H-Illinois Tech	12-13-1980
5.00	25-5	H-NC State	3-3-1993
4.20	21-5	H-Florida A&M	11-14-2014
4.00	32-8	H-South Carolina	2-9-1981
3.83	23-6	H-NC State	1-9-1984
3.75	30-8	H-MD-Eastern Shore	2-27-1982
3.66	22-6	H-South Carolina	2-9-1994
3.63	29-8	H-Western Carolina	2-11-1998
3.60	36-10	H-Bowling Green St.	11-27-1981
3.50	28-8	H-Syracuse	2-22-2023
3.44	31-9	H-Baylor	12-19-1983
3.42	24-7	H-Florida State	2-12-2000

ASSIST/TURNOVER RATIO - OPPONENTS

Ratio	Ast-TO	Site-Opponent	Date
5.00	20-4	A-Notre Dame	3-7-2015
4.80	24-5	A-Maryland	2-7-1989
4.75	19-4	A-Virginia	2-14-1987
4.66	14-3	H-George Washington	12-22-1999
4.50	27-6	A-Maryland	1-20-2002
4.33	26-6	A-NC State	2-14-1981
4.25	17-4	A-South Carolina	2-11-1985
4.00	12-3	A-Pittsburgh	1-10-2015
3.75	15-4	A-NC State	1-11-2018
3.43	24-7	A-Marquette	12-20-1980
3.20	16-5	H-Virginia	1-11-1986

DUNKS - CLEMSON

Dunks	Site-Opponent	Date
16	H-Georgia State	1-15-1990
12	H-Youngstown State	1-18-1989
12	H-Western Carolina	1-17-1990
11	H-Radford	12-9-1989
10	H-Wofford	2-6-1996
10	H-Western Carolina	2-11-1998
10	H-UNC Asheville	12-3-2017

CHARGES TAKEN - CLEMSON

CT	Site-Opponent	Date
11	H-North Carolina	1-27-1979
9	H-Catholic	11-24-1978
7	H-NC State	1-7-1987
6	H-Florida State	2-29-2020
6	H-Baltimore	2-28-1981
6	H-Maryland	2-29-1980
6	H-Siena	11-30-1979
6	H-Western Carolina	12-16-1978

OFFENSIVE REBOUNDS - CLEMSON

(Since 1979-80)

Reb	Site-Opponent	Date
33	A-North Carolina	1-9-1992
28	H-Georgia State	1-15-1990
27	A-American-Puerto Rico	12-24-1989
27	A-Florida Atlantic	12-21-1990
26	N1-Florida State	3-4-1999
26	H-Wake Forest	2-13-2002
26	H-South Carolina	12-3-2005
25	H-Georgia State	11-28-1980
25	H-Hofstra	1-20-1990
25	H-Wagner	12-10-1988
25	A-North Carolina	1-26-1997

N1 - Charlotte, N.C.



JAMES MAYS COLLECTED SIX OF CLEMSON'S RECORD 25 STEALS AGAINST FURMAN IN NOVEMBER 2007.



TEAM SEASON BESTS

WINS		
1.	1986-87	25-6
	2017-18	25-10
	2006-07	25-11
4.	1989-90	24-8
	2007-08	24-10
6.	1979-80	23-9
	1996-97	23-10
	2008-09	23-9
	2013-14	23-13
	2022-23	23-11

WINNING PERCENTAGE (Min. 20 games played)		
1.	1986-87	25-6 .806
2.	1976-77	22-6 .785
3.	1989-90	24-8 .750
4.	1979-80	23-9 .719
	2008-09	23-9 .719
6.	2017-18	25-10 .714
7.	1951-52	17-7 .708
8.	2007-08	24-10 .706
9.	1996-97	23-10 .697
10.	2006-07	25-11 .694

GAMES PLAYED		
1.	2006-07	36
	2013-14	36
3.	1998-99	35
	2017-18	35
5.	1985-86	34
	1993-94	34
	2007-08	34
	2010-11	34
	2018-19	34
	2022-23	34

POINTS		
1.	1989-90	2,777
2.	2007-08	2,693
3.	1986-87	2,669
4.	2006-07	2,636
5.	2017-18	2,584
6.	1979-80	2,559
7.	1993-94	2,557
8.	1985-86	2,546
9.	2022-23	2,540
10.	1998-99	2,508

SCORING AVERAGE		
1.	1976-77	86.6
2.	1986-87	86.1
3.	1955-56	86.0
4.	1975-76	83.4
5.	1977-78	82.6
6.	1969-70	80.3
	1974-75	80.3
8.	1979-80	80.0
9.	1988-89	79.8
10.	1989-90	79.3

SCORING MARGIN		
1.	1976-77	+17.7
2.	1986-87	+14.6
3.	2008-09	+10.3
4.	1979-80	+9.8
5.	1989-90	+9.4
	2007-08	+9.4
7.	1977-78	+8.9
	2009-10	+8.9
9.	1980-81	+8.7
10.	1975-76	+8.3

FIELD GOALS MADE		
1.	1989-90	1,060
2.	1985-86	1,020
3.	2006-07	1,017
4.	2007-08	1,000
5.	1979-80	999
6.	1986-87	990

7.	1976-77	978
8.	1975-76	966
9.	1980-81	955
10.	1974-75	935

FIELD GOAL ATTEMPTS		
1.	2007-08	2,191
2.	2006-07	2,170
3.	1989-90	2,148
4.	1985-86	2,146
5.	1955-56	2,004
6.	1993-94	1,984
7.	2008-09	1,971
	2017-18	1,971
9.	1979-80	1,958
10.	2005-06	1,955

FIELD GOAL PERCENTAGE		
1.	1986-87	.529
2.	1977-78	.521
3.	1976-77	.518
4.	1981-82	.514
5.	1975-76	.511
6.	1979-80	.510
	1980-81	.510
8.	1983-84	.504
9.	1978-79	.498
	1988-89	.498

FREE THROWS MADE		
1.	1955-56	624
2.	1979-80	561
3.	1996-97	543
4.	1989-90	540
5.	1998-99	521
6.	1966-67	519
7.	1969-70	513
8.	1967-68	512
9.	1971-72	509
10.	1985-86	506

FREE THROW ATTEMPTS		
1.	1955-56	912
2.	1989-90	886
3.	1998-99	840
4.	1979-80	839
5.	1996-97	799
6.	1993-94	767
7.	1969-70	763
8.	1967-68	755
9.	1997-98	751
10.	1966-67	736

FREE THROW PERCENTAGE		
1.	2022-23	.785
2.	2020-21	.769
3.	2017-18	.755
4.	2013-14	.744
5.	2021-22	.736
6.	1981-82	.734
7.	1956-57	.732
	2018-19	.732
9.	2016-17	.731
10.	1973-74	.725

REBOUNDS		
1.	1989-90	1,430
2.	1998-99	1,354
3.	1993-94	1,327
4.	1985-86	1,309
5.	2007-08	1,305
6.	1961-62	1,284
7.	2013-14	1,269
8.	2006-07	1,264
9.	2017-18	1,255
10.	1974-75	1,222

REBOUND AVERAGE		
1.	1961-62	47.6
2.	1962-63	45.4

3.	1967-68	44.8
4.	1960-61	44.7
5.	1955-56	44.0
6.	1965-66	43.9
7.	1959-60	43.8
8.	1966-67	43.6
9.	1975-76	42.8
10.	1963-64	42.5

REBOUND MARGIN		
1.	1998-99	+8.2
2.	1975-76	+5.8
3.	2001-02	+5.3
4.	1985-86	+4.9
	1984-85	+4.9
	1974-75	+4.9
7.	1989-90	+4.5
	1996-97	+4.5
9.	1999-00	+4.4
10.	1980-81	+4.3
	1986-87	+4.3

OFFENSIVE REBOUNDS (Since 1978-79)		
1.	2007-08	536
2.	1998-99	491
3.	1989-90	490
4.	2006-07	489
5.	1993-94	467
6.	2005-06	466
7.	2008-09	462
8.	2004-05	450
9.	2001-02	442
10.	1984-85	429

ASSISTS		
1.	1980-81	636
2.	1985-86	613
3.	1979-80	610
4.	1982-83	603
5.	1989-90	602
6.	1976-77	573
7.	1986-87	572
8.	1983-84	571
9.	2006-07	562
10.	1981-82	557

ASSISTS/GAME		
1.	1980-81	20.52
2.	1976-77	20.46
3.	1983-84	20.39
4.	1981-82	19.89
5.	1982-83	19.45
6.	1979-80	19.06
7.	1986-87	18.45
8.	1985-86	18.03
9.	1988-89	17.57
10.	1989-90	17.20

STEALS		
1.	2005-06	352
2.	2006-07	342
3.	2007-08	334
4.	1989-90	331
5.	2004-05	319
6.	1976-77	305
7.	2009-10	301
8.	1992-93	298
	2008-09	298
10.	2010-11	272

STEALS/GAME		
1.	2005-06	11.00
2.	1976-77	10.89
3.	2004-05	9.97
4.	1992-93	9.93
5.	2007-08	9.82
6.	2006-07	9.50
7.	1989-90	9.45
8.	2009-10	9.41

THREE-POINT DISTANCES		
1982-83	17-9	(15 ACC games and vs. Presbyterian)
1986-87 to 2007-08	19-9	(3 games in Alaska Shootout)
2008-09 to 2018-19	20-9	(All games)
2019-20 to present	22-1.75	(All games)

9.	2008-09	9.31
10.	1990-91	9.28

BLOCKED SHOTS		
1.	1989-90	235
2.	2013-14	221
3.	2006-07	191
4.	1988-89	189
5.	2008-09	187
6.	2007-08	185
7.	1975-76	179
8.	1992-93	173
9.	2017-18	169
10.	1974-75	167
	1987-88	167

BLOCKED SHOTS/GAME		
1.	1989-90	6.71
2.	1975-76	6.39
3.	1988-89	6.30
4.	2013-14	6.14
5.	2008-09	5.84
6.	1992-93	5.77
7.	1987-88	5.76
8.	1976-77	5.68
9.	2007-08	5.44
10.	1990-91	5.32

FEWEST TURNOVERS/GAME		
1.	2015-16	10.16
2.	2016-17	10.73
3.	2021-22	11.03
4.	2022-23	11.06
5.	2013-14	11.14
6.	2012-13	11.45
7.	1994-95	11.57
8.	1995-96	11.62
9.	2014-15	11.80
10.	2017-18	11.83

ASSIST/TURNOVER RATIO		
1.	1980-81	1.48 (636-430)
2.	1981-82	1.47 (557-378)
3.	1982-83	1.42 (603-424)
4.	1983-84	1.34 (571-425)
5.	2015-16	1.30 (411-315)
6.	2021-22	1.29 (470-364)
	2022-23	1.29 (485-376)
8.	1979-80	1.28 (610-476)
9.	1985-86	1.27 (613-483)
10.	1976-77	1.24 (573-462)

DUNKS		
1.	1989-90	176
2.	1988-89	124
3.	1993-94	115
4.	1992-93	113
5.	2007-08	112
6.	2012-13	110
7.	2009-10	108
8.	2011-12	104
9.	2006-07	100
10.	1987-88	99
	1998-99	99

CHARGES TAKEN		
1.	1978-79	109
2.	1979-80	88
3.	2010-11	61
4.	1980-81	58
5.	1985-86	54</

STATISTICAL TRENDS

Season	Record	Pts	PPG	FG	FGA	FG%	FT	FTA	FT%	REB	REB/G	PF
1956-57	17-7	1,739	72.5	624	1,567	.398	491	671	.732	804	33.5	465
		1,977	82.4	714	1,703	.419	549	778	.706	988	41.2	372
1957-58	8-16	1,650	68.7	636	1,630	.390	378	530	.713	906	37.8	460
		1,723	71.8	644	1,618	.398	435	663	.656	1,006	41.8	391
1958-59	8-16	1,365	56.9	531	1,445	.367	303	445	.681	891	37.1	405
		1,540	64.2	565	1,521	.371	410	561	.731	1,143	47.6	340
1959-60	10-16	1,668	64.2	652	1,744	.374	364	515	.707	1,140	43.8	472
		1,838	70.7	674	1,616	.419	390	697	.703	1,252	48.2	386
1960-61	10-16	1,742	67.0	645	1,625	.385	452	631	.716	1,162	44.7	424
		1,834	70.5	710	1,701	.471	414	603	.687	1,177	45.3	442
1961-62	12-15	1,947	72.1	753	1,836	.410	441	662	.667	1,284	47.6	581
		2,014	74.6	729	1,708	.427	556	794	.700	1,237	45.8	526
1962-63	12-13	1,685	67.4	648	1,590	.408	389	568	.685	1,135	45.4	441
		1,673	66.9	637	1,575	.404	399	584	.683	1,109	44.4	449
1963-64	13-12	1,755	70.2	663	1,592	.416	429	623	.689	1,063	42.5	452
		1,725	69.0	641	1,499	.428	443	621	.713	1,096	43.8	475
1964-65	8-15	1,707	74.2	654	1,449	.451	399	596	.669	942	40.9	498
		1,741	75.7	632	1,434	.441	477	673	.713	893	31.7	635
1965-66	15-10	1,922	76.9	718	1,579	.455	486	696	.698	1,098	43.9	509
		1,834	73.4	681	1,566	.435	472	666	.709	1,052	42.1	521
1966-67	17-8	1,851	74.0	666	1,441	.462	519	736	.705	1,082	43.3	461
		1,758	70.3	664	1,576	.421	430	576	.721	988	39.5	549
1967-68	4-20	1,716	71.5	602	1,520	.396	512	755	.678	1,074	44.8	478
		1,793	82.2	764	1,638	.466	445	625	.712	1,141	47.5	570
1968-69	6-19	1,900	79.2	717	1,672	.429	466	702	.664	986	41.1	510
		2,050	85.4	768	1,545	.497	514	705	.729	1,173	48.9	524
1969-70	7-19	2,089	80.3	788	1,778	.443	513	763	.672	1,040	40.0	487
		2,348	90.3	949	1,864	.509	450	615	.732	1,280	49.2	552
1970-71	9-17	1,531	58.9	538	1,206	.446	455	717	.635	868	33.4	526
		1,714	65.9	626	1,378	.454	462	648	.713	1,000	38.5	565
1971-72	10-16	1,649	63.4	570	1,328	.429	509	719	.708	978	37.6	518
		1,719	66.1	633	1,385	.457	453	645	.702	934	35.9	561
1972-73	12-14	1,816	69.8	701	1,568	.447	414	579	.715	1,039	39.9	551
		1,804	69.4	720	1,590	.453	364	504	.722	1,003	38.6	598
1973-74	14-12	1,777	68.3	734	1,675	.438	309	426	.725	1,079	41.5	555
		1,803	69.3	717	1,571	.456	369	508	.726	972	37.4	505
1974-75	17-11	2,249	80.3	935	1,918	.487	379	565	.671	1,222	42.0	650
		2,018	72.1	762	1,694	.449	494	712	.694	1,097	37.1	595

LONGEST WINNING STREAKS

Overall - 17 games (twice)

1. Began with the first game in the 1986-87 season, a 108-91 win over Georgia State on Nov. 28, and ended with a 105-103 loss to Duke on Jan. 24, 1987.
2. Began with the first game of the 2006-07 season, an 83-44 win over Arkansas State on Nov. 10, and ended with a 92-87 loss at Maryland on Jan. 13, 2007.

Note: Both winning streaks also most consecutive wins to open season

Home - 29 games

Began with a 75-58 win over Maryland on Jan. 7, 1989 and ended in a 108-100 loss to UNC Charlotte on Dec. 15, 1990.

Away - 10 games

Began on Dec. 14, 1986 with a 71-65 win over South Carolina, and ended with a 96-80 loss to North Carolina on Feb. 21, 1987.

ACC - 7 games

1. Began with an 80-60 win over N.C. State on Feb. 4, 1967 and ended with a 73-71 loss to Virginia on Feb. 27, 1967. (Note: Clemson won 11 consecutive regular season ACC games over the last four games of 2021-22 and first seven of 2022-23).
2. Began with a 77-57 win over Wake Forest on Dec. 2, 2022 and ended with an 87-77 loss at Wake Forest on Jan. 17, 2023.

ACC Home - 13 games

Began with a 75-58 win over Maryland on Jan. 7, 1989 and ended on Jan. 8, 1991 with a 82-78 loss to Virginia.

ACC Away - 5 games

Began on Jan. 10, 1987 with a 91-88 overtime win against Wake Forest, and ended on Feb. 21, 1987 with a 96-80 loss to North Carolina.

Non-Conference - 18 games

Began on Nov. 10, 2006 with an 83-44 win over Arkansas State, and ended with a 78-73 loss in the NIT championship game to West Virginia on Mar. 29, 2007.


Home Non-Conference - 20 games

Began with a 69-53 win over Louisiana Tech in the first round of the NIT on Mar. 15, 2006 and ended with a 82-72 loss to Charlotte on Jan. 9, 2008.

Road Non-Conference - 12 games

Began on Nov. 12, 2006 with a 74-70 win over Old Dominion and ended with a 64-60 loss at South Carolina on Dec. 5, 2010.

HORACE GRANT LED THE 1986-87 TEAM TO A 17-GAME WINNING STREAK.



STATISTICAL TRENDS

Season	Record	Pts	PPG	FG-FGA	Pct.	3FG-FGA	Pct	FT-FTA	Pct	Off	Reb-Avg	PF	AS-TO	CT-D	BS-ST
1975-76	18-10	2,336	83.4	966-1,889	.551			404-600	.673		1,198-42.8	623	458-562		179-245
		2,102	75.1	814-1,834	.444			474-683	.694		1,037-37.0	593	316-534		-227
1976-77	22-6	2,425	86.6	978-1,890	.518			469-702	.668		1,190-42.1	586	573-462		159-305
		1,930	68.9	758-1,794	.423			414-595	.696		1,077-38.5	645	299-599		-219
1977-78	15-12	2,230	82.6	900-1,728	.521			430-617	.697		1,015-37.6	604	465-445		117-228
		1,991	73.7	771-1,664	.463			449-647	.694		965-35.7	602	279-508		-195
1978-79	19-10	2,087	72.0	849-1,733	.490			389-569	.684	347	1,007-34.7	597	447-480	109-62	96-243
		1,901	65.6	747-1,564	.478			407-562	.724		918-31.7	606	331-559		51-210
1979-80	23-9	2,559	80.0	999-1,958	.510			561-839	.669	370	1,173-36.7	631	610-476	88-96	123-270
		2,245	70.2	875-1,844	.475			496-680	.729		1,074-33.4	756	507-578		75-220
1980-81	20-11	2,339	75.5	955-1,873	.510			429-612	.691	390	1,115-36.0	562	636-430	58-90	79-218
		2,070	66.8	820-1,782	.460			430-603	.713		983-31.7	635	442-473		49-220
1981-82	14-14	1,950	69.6	793-1,542	.514			364-496	.734	299	873-31.2	516	574-378	43-31	36-148
		1,825	65.2	726-1,475	.492			373-543	.687		806-28.8	514	395-399		56-198
1982-83	11-20	2,343	75.6	912-1,918	.475	123-283	.435	396-574	.690	344	1,076-34.7	694	603-424	41-36	81-181
		2,418	78.0	887-1,801	.493	86-203	.424	558-782	.713		1,098-35.4	594	503-435		85-180
1983-84	14-14	2,001	71.5	827-1,625	.509			347-504	.688	298	986-35.2	530	571-425	41-45	108-163
		1,907	68.1	742-1,646	.451			423-610	.693		920-32.9	519	428-396		54-180
1984-85	16-13	2,176	75.0	894-1,878	.476			388-589	.659	429	1,157-39.9	549	486-439	44-59	94-185
		2,060	71.0	829-1,774	.467			402-578	.696		1,016-35.0	568	475-453		103-198
1985-86	19-15	2,546	74.9	1,020-2,146	.475			506-719	.704	426	1,309-38.5	632	613-483	54-72	108-202
		2,294	67.5	904-2,012	.449			486-689	.705		1,144-33.6	659	533-510		93-214
1986-87	25-6	2,669	86.1	990-1,873	.529	203-453	.448	486-679	.716	350	1,129-36.4	555	572-480	48-72	137-218
		2,216	71.5	823-1,884	.437	138-341	.405	432-574	.753	320	995-32.1	613	438-476		85-207
1987-88	14-15	2,156	74.3	840-1,667	.504	93-312	.298	383-598	.640	331	1,043-36.0	506	480-463	45-99	167-190
		2,088	72.0	793-1,775	.447	121-327	.370	381-566	.673	348	996-34.3	542	416-417		55-206
1988-89	19-11	2,395	79.8	915-1,837	.498	127-371	.342	438-678	.646	384	1,142-38.1	572	527-486	30-124	189-227
		2,269	75.6	832-1,811	.459	143-368	.389	462-668	.692	328	1,035-34.5	588	506-462		67-223
1989-90	26-9	2,777	79.3	1,060-2,148	.493	117-397	.295	540-886	.609	490	1,430-40.8	663	602-556	30-176	235-331
		2,447	69.3	889-2,170	.410	174-519	.335	495-708	.699	440	1,273-36.4	736	494-598		89-269
1990-91	11-17	2,063	73.7	801-1,735	.462	121-406	.298	340-543	.626	373	1,076-38.4	528	454-436	19-94	149-260
		2,147	76.7	748-1,728	.433	184-463	.397	467-639	.731	397	1,040-37.1	489	425-436		91-267
1991-92	14-14	2,144	76.6	820-1,743	.470	161-422	.382	343-575	.597	412	1,055-37.7	554	454-454	19-73	103-249
		2,133	75.5	748-1,710	.437	159-497	.320	458-652	.702	407	1,056-37.7	499	441-459		98-239
1992-93	17-13	2,376	79.2	876-1,857	.472	192-554	.347	432-649	.666	413	1,121-37.4	536	510-491	26-113	173-298
		2,301	76.7	850-1,889	.450	202-570	.354	399-590	.676	436	1,116-37.2	551	504-503		92-244
1993-94	18-16	2,557	75.2	910-1,984	.459	240-699	.343	497-767	.648	467	1,327-39.0	605	553-570	24-115	144-255
		2,477	72.9	878-2,093	.419	252-706	.357	469-660	.711	452	1,188-34.9	625	511-468		110-276
1994-95	15-13	1,794	64.1	652-1,424	.458	197-554	.356	293-421	.696	288	844-30.1	516	400-324	31-36	47-212
		1,749	62.5	578-1,324	.437	208-602	.346	385-552	.697	285	826-29.5	451	346-369		79-149
1995-96	18-11	1,971	68.0	691-1,551	.446	149-440	.339	440-668	.659	346	999-34.5	535	374-337	22-62	86-199
		1,826	63.0	610-1,435	.425	211-609	.346	395-575	.687	299	898-31.0	560	366-407		82-157
1996-97	23-10	2,249	68.2	774-1,746	.443	158-509	.310	543-799	.680	380	1,155-35.0	633	458-422	54-52	85-228
		2,028	61.5	688-1,611	.427	180-575	.313	472-710	.665	325	1,005-30.5	683	363-492		86-207
1997-98	18-14	2,309	72.2	842-1,783	.472	164-485	.338	461-751	.614	369	1,082-33.8	683	484-403	33-80	90-256
		2,090	65.3	677-1,569	.431	198-547	.362	538-792	.679	334	1,032-32.3	640	359-525		94-186
1998-99	20-15	2,508	71.7	877-1,910	.459	233-665	.350	521-840	.620	491	1,354-38.7	668	527-534	46-99	111-227
		2,263	64.7	769-1,872	.411	244-768	.318	481-711	.677	358	1,066-30.5	742	437-491		96-249
1999-00	10-20	1,933	64.4	680-1,682	.404	189-570	.332	384-572	.671	398	1,173-39.1	614	389-462	47-33	93-146
		2,100	70.0	682-1,667	.409	251-712	.353	485-717	.676	333	1,042-34.7	579	422-341		125-227
2000-01	12-19	2,298	74.1	797-1,879	.424	248-692	.358	456-658	.702	384	1,185-38.2	668	434-496	32-44	69-187
		2,471	79.7	853-1,945	.439	261-751	.348	504-760	.663	417	1,207-38.9	621	512-451		116-239
2001-02	13-17	2,173	72.4	794-1,797	.442	172-543	.317	413-658	.628	442	1,193-41.1	549	426-460	38-71	101-214
		2,214	73.8	769-1,762	.436	256-699	.366	420-615	.683	341	1,039-35.8	595	442-412		92-230
2002-03	15-13	1,916	68.4	685-1,551	.442	135-389	.347	411-626	.657	376	1,004-35.9	536	351-377	33-52	74-199
		1,907	68.1	668-1,542	.433	210-610	.344	361-526	.686	333	943-33.7	585	409-404		89-195
2003-04	10-18	1,839	65.7	649-1,504	.432	134-418	.321	407-645	.631	398	1,050-37.5	523	359-537	40-55	125-191
		1,986	70.9	704-1,648	.427	175-526	.333	403-558	.722	352	940-33.6	594	389-394		85-291
2004-05	16-16	2,294	71.7	832-1,878	.443	198-596	.332	432-719	.601	450	1,186-37.1	652	463-565	39-59	166-319
		2,218	69.3	771-1,764	.437	182-497	.366	494-726	.680	378	1,122-35.1	636	414-589		96-305
2005-06	19-13	2,378	74.3	853-1,955	.436	238-740	.322	434-703	.617	466	1,184-37.0	636	456-497	30-91	142-352
		2,172	67.9	781-1,739	.449	155-441	.351	455-686	.663	360	1,150-35.9	622	376-607		104-270
2006-07	25-11	2,636	73.2	1,017-2,170	.469	248-725	.342	354-612	.578	489	1,264-35.1	606	562-512	45-100	191-342
		2,365	65.7	878-1,954	.449	195-565	.345	414-584	.709	391	1,194-33.2	616	454-625		100-239
2007-08	24-10	2,693	79.2	1,000-2,191	.456	271-728	.372	422-677	.623	536	1,305-38.4	664	535-505	42-112	185-334
		2,372	69.8	860-1,967	.437	171-561	.305	481-671	.717	435	1,229-36.1	609	418-609		120-230
2008-09	23-9	2,507	78.3	912-1,971	.463	256-684	.374	427-621	.688	462	1,189-37.2	575	478-456	49-94	187-298
		2,177	68.0	794-1,842	.431	190-529	.359	399-599	.666	429	1,127-35.2	577	427-549		106-243
2009-10	21-11	2,350	73.4	851-1,878	.453	216-631	.342	432-654	.661	420	1,178-36.8	564	453-480	41-108	151-301
		2,065	64.5	746-1,768	.422	148-503	.294	425-626	.679	381	1,112-34.8	587	384-		

NCAA TOURNAMENT RECORDS

INDIVIDUAL RECORDS

Category	Clemson	Opponents
Points:	31 by Gabe DeVoe vs. Kansas, 3-23-2018	36 by Bobby Jackson of Minnesota, 3-20-1997
Field Goals:	10 by Billy Williams vs Brigham Young, 3-8-1980 by Elden Campbell vs. Saint Mary's, 3-16-1989 by Elden Campbell vs. Arizona, 3-8-1989 by Jerai Grant vs. UAB, 3-15-2011 by Gabe DeVoe vs. New Mexico State, 3-16-2018 by Gabe DeVoe vs. Kansas, 3-23-2018	12 by Lionel Simmons of La Salle, 3-17-1990
Field Goal Attempts:	19 by Billy Williams vs. Brigham Young, 3-8-1980 by Billy Williams vs. UCLA, 3-15-1980	23 by Roshod Johnson of Western Michigan, 3-13-1998
Field Goal % (min. 8 att.):	.875 by Harold Jamison (7-8) vs. Western Michigan, 3-13-1998	.833 by Alan Taylor (10-12) of Brigham Young, 3-8-1980
3-Point Goals:	6 by Gabe DeVoe vs. Auburn, 3-18-18	8 by Roshod Johnson of Western Michigan, 3-13-1998
3-Point Attempts:	11 by K.C. Rivers vs. Villanova, 3-21-2008	15 by Roshod Johnson of Western Michigan, 3-13-1998
Free Throws:	10 by Dale Davis vs. La Salle, 3-17-1990 by Mohamed Woni vs. Minnesota, 3-20-1997	12 by Bobby Jackson of Minnesota, 3-20-1997
Free Throw Attempts:	14 by Dale Davis vs. La Salle, 3-17-1990	13 by Bobby Jackson of Minnesota, 3-20-1997
Free Throw Percentage:	10-10 by Mohamed Woni vs. Minnesota, 3-20-1997	8-8 by Mike Sanders of UCLA, 3-15-1980
Rebounds:	17 by Dale Davis vs. La Salle (3-17-1990), Connecticut, (3-22-1990)	15 by Scott Burrell of Connecticut, 3-22-1990
Offensive Rebounds:	8 by Tom Wideman vs. Tulsa, 3-16-1997	6 by Erick Newman of Saint Mary's, 3-16-1989 by Scott Burrell of Connecticut, 3-22-1990
Assists:	8 by Billy Williams vs. Brigham Young, 3-8-1980	8 by Mike Brooks of Lamar, 3-12-1980
Blocked Shots:	4 by Elden Campbell vs. Saint Mary's, 3-16-1989	4 by Anthony Cook of Arizona, 3-8-1989
Steals:	4 by Terrell McIntyre vs. Western Michigan, 3-13-1998 by Tanner Smith vs. UAB, 3-15-2011	4 by Jason Kimbrough of Western Michigan, 3-13-1998
Minutes:	42 by Merl Code vs. Minnesota, 3-20-1997 by Terrell McIntyre vs. Minnesota, 3-20-1997	49 by Bobby Jackson of Minnesota, 3-20-1997

TEAM RECORDS

Category	Clemson	Opponents
Points:	84 vs. Minnesota, 3-20-1997 vs. Auburn, 3-18-18	94 by Arizona, 3-8-1989
Field Goals:	33 vs. New Mexico State, 3-16-18	33 by Arizona, 3-8-1989
Field Goal Attempts:	67 vs. UCLA, 3-15-1980	73 by La Salle, 3-17-1990
Field Goal %:	.604 vs. Saint Mary's (32-53), 3-16-1989	.556 by UCLA (30-54), 3-15-1980
3-Point Goals:	12 vs. Missouri, 3-19-2010	12 by UAB, 3-15-2011
3-Point Attempts:	33 vs. Villanova, 3-21-2008	35 by La Salle, 3-17-1990
Free Throws:	28 vs. Tulsa, 3-16-1997	34 by Minnesota, 3-20-1997
Free Throw Attempts:	38 vs. Tulsa, 3-16-1997	45 by Minnesota, 3-20-1997
Free Throw %:	.857 vs. Michigan, 3-19-2009	.778 by Lamar (14-18), 1980
Rebounds:	55 vs. La Salle, 3-17-1990	40 by UCLA, 3-15-1980
Offensive Rebounds:	23 vs. Tulsa, 3-16-1997	16 by Connecticut, 3-22-1990
Assists:	19 vs. UCLA, 3-15-1980 vs. Auburn, 3-18-18	17 by UCLA, 3-15-1980
Turnovers:	23 vs. Lamar, 3-12-1980	20 by Utah State, 3-6-1980
Blocked Shots:	12 vs. Saint Mary's, 3-16-1989	7 by Arizona, 3-8-1989
Steals:	10 vs. UAB, 3-15-2011	11 by La Salle, 3-17-1990 by Minnesota, 3-20-1997



CLEMSON CLINCHED A SPOT IN THE FINAL 32 FOR FIRST TIME SINCE 1997 WITH A WIN OVER NEW MEXICO STATE IN 2018.

CLEMSON'S NCAA TOURNAMENT HISTORY — GAME BY GAME (11-13)

Year	Site	Regional	Seed	Opponent	W	L	Score	Clemson's Top Players
1980	Ogden, Utah	West	6	Utah State	W		76-73	Williams 22 pts, Gilliams 14 pts, Nance 13 pts
	Ogden, Utah	West	6	Brigham Young	W		71-66	Williams 16 pts, Nance 16 pts, 11 reb
	Tucson, Ariz.	West	6	Lamar	W		74-66	Nance 16 pts, Campbell 15 pts, 12 reb
	Tucson, Ariz.	West	6	UCLA		L	74-85	Williams 18 pts, Gilliam 13 pts, 9 reb
1987	Atlanta, Ga.	Southeast	4	Southwest Missouri State		L	59-65	Grant 16 pts, Brown 14 pts, Middleton 11 pts
1989	Boise, Idaho	West	9	Saint Mary's	W		83-70	Campbell 20 pts, Young 19 pts, Davis 18 pts
	Boise, Idaho	West	9	Arizona		L	68-94	Campbell 24 pts, Forrest 21 pts, Cash 13 pts
1990	Hartford, Conn.	East	5	Brigham Young	W		49-47	Campbell 15 pts
	Hartford, Conn.	East	5	La Salle	W		79-75	Davis 26 pts & 17 reb, Tyson 17 pts & 11 reb
	East Rutherford, N.J.	East	5	Connecticut		L	70-71	Davis 15 pts & 17 reb, Campbell 15 pts & 8 reb
1996	Albuquerque, N.M.	West	9	Georgia		L	74-81	Buckner 20 pts, Jurkunas 19 pts
1997	Kansas City, Mo.	Midwest	4	Miami (Ohio)	W		68-56	Buckner 22 pts & 9 reb, Code 12 pts, Iturbe 7 reb
	Kansas City, Mo.	Midwest	4	Tulsa	W		65-59	McIntyre 16 pts, Code 15 pts, Wideman 11 reb
	San Antonio, Texas	Midwest	4	Minnesota		L	84-90^^	Buckner 22 pts, McIntyre 17 pts, Woni 12 pts & 10-10 FTs
1998	Chicago, Ill.	Midwest	6	Western Michigan		L	72-75	Jamison 14 pts & 10 rebs, McIntyre 10 pts, 7 asts, 6 rebs
2008	Tampa, Fla.	Midwest	5	Villanova		L	69-75	Rivers 15 pts, Stitt 14 pts (4-4 on 3-pt goals)
2009	Kansas City, Mo.	South	7	Michigan		L	59-62	Booker 18 pts & 11 rebs; Rivers 13 pts & 9 rebs
2010	Buffalo, N.Y.	East	7	Missouri		L	78-86	Stitt 21 pts, Young 19 pts (combined 9-13 on 3-pt goals)
2011	Dayton, Ohio	East (First Four)	12	UAB	W		70-52	Grant 22 pts, 7 rebs
	Tampa, Fla.	East	12	West Virginia		L	76-84	Young 22 pts, Stitt 16 pts
2018	San Diego, Calif.	Midwest	5	New Mexico State	W		79-68	Mitchell 23 pts, DeVoe 22 pts
	San Diego, Calif.	Midwest	5	Auburn	W		84-53	DeVoe 22 pts, Thomas 18 pts
	Omaha, Neb.	Midwest	5	Kansas		L	76-80	DeVoe 31 pts, 9 rebs; Reed 13 pts; Mitchell 12 pts
2021	Indianapolis, Ind.	Midwest	7	Rutgers		L	56-60	Simms 15 pts, 11 rebs, 3 asts; Trapp 14 pts, 3 rebs; Tyson 10 pts

^ - overtime; Note: 1990 games vacated.



ACC TOURNAMENT RECORDS

Date	Site	CU Seed	Opponent (Seed)	W/L	Margin	Score	CU Top Scorer	Opp. Top Scorer
3-5-54	Raleigh	7	Maryland (2)	L	-16	59-75	Bill Yarborough (25)	Gene Shue (28)
3-3-55	Raleigh	8	NC State (1)	L	-25	76-101	Bill Yarborough (34)	Ronnie Shavlik (27)
3-1-56	Raleigh	8	NC State (1)	L	-4	84-88	Vince Yockel (25)	John Maglio (27)
3-7-57	Raleigh	8	North Carolina (1)	L	-20	61-81	Brinkley/Yockel (16)	Len Rosenbluth (45)
3-6-58	Raleigh	6	North Carolina (3)	L	-11	51-62	Walt Gibbons (17)	Pete Brennan (22)
3-5-59	Raleigh	7	North Carolina (2)	L	-24	69-93	G. Krajack/E. Krajack (16)	Lee Shaffer (21)
3-3-60	Raleigh	7	Wake Forest (2)	L	-15	59-74	George Krajack (19)	Len Chappell (24)
3-2-61	Raleigh	5	Maryland (4)	L	-16	75-91	Choppy Patterson (28)	Robert Eicher (23)
3-1-62	Raleigh	6	NC State (3)	W	+21	67-46	Brennan/T. Mahaffey (15)	Russ Marvel (12)
3-2-62	Raleigh	6	Duke (2)	W	+5	77-72	Jim Brennan (34)	Art Heyman (27)
3-3-62	Raleigh	6	Wake Forest (1)	L	-11	66-77	Jim Brennan (21)	Len Chappell (31)
2-28-63	Raleigh	4	NC State (5)	L	-1	78-79	Gary Burnisky (15)	Pete Auksrel (12)
3-5-64	Raleigh	3	Maryland (6)	W	+14	81-67	Nick Milasnovich (30)	George Suder (13)
3-6-64	Raleigh	3	Wake Forest (2)	L	-22	64-86	Jim Brennan (19)	Bob Leonard (25)
3-4-65	Raleigh	6	Maryland (3)	L	-11	50-61	Randy Mahaffey (18)	Gary Ward (18)
3-3-66	Raleigh	3	South Carolina (6)	L	-8	52-60	Garry Helms (17)	Skip Harlieka (22)
3-9-67	Greensboro	4	Wake Forest (5)	L	-2	61-63	Randy Mahaffey (21)	Jerry Montgomery (18)
3-7-68	Greensboro	7	Duke (2)	L	-3	40-43	Randy Mahaffey (16)	Mike Lewis (13)
3-6-69	Charlotte	8	North Carolina (1)	L	-24	70-94	Butch Zatezalo (28)	Clark/Delany (22)
3-5-70	Charlotte	8	South Carolina (1)	L	-1	33-34	Ronnie Yates (12)	Tom Owens (9)
3-11-71	Greensboro	8	North Carolina (1)	L	-35	41-76	Dave Thomas (17)	Lee Dedmon (15)
3-9-72	Greensboro	7	Maryland (2)	L	-2	52-54	Mike Browning (21)	Tom McMillen (16)
3-8-73	Greensboro	6	Maryland (3)	L	-16	61-77	Van Gregg (14)	Jim O'Brien (16)
3-7-74	Greensboro	5	Virginia (4)	L	-5	63-68	Tree Rollins (17)	Gus Gerard (30)
3-6-75	Greensboro	3	Duke (6)	W	+2	78-76	Wayne Croft (20)	Will Hodge (16)
3-7-75	Greensboro	3	North Carolina (2)	L	-5	71-76	Skip Wise (22)	Phil Ford (29)
3-4-76	Landover	4	Wake Forest (5)	W	+13	76-63	Stan Rome (20)	Brown/Shellenberger (14)
3-5-76	Landover	4	North Carolina (1)	L	-8	74-82	Stan Rome (18)	Walter Davis (17)
3-3-77	Greensboro	3	Duke (6)	W	+8	82-74	Stan Rome (19)	Jim Spanarkel (23)
3-4-77	Greensboro	3	Virginia (7)	L	-12	60-72	Tree Rollins (14)	Bobby Stokes (16)
3-1-78	Greensboro	7	Duke (2)	L	-11	72-83	John Campbell (16)	Kenny Denard (22)
3-1-79	Greensboro	5	Maryland (4)	L	-8	67-75	Billy Williams (15)	Albert King (20)
2-28-80	Greensboro	4	Virginia (5)	W	+8	57-49	Williams/Nance (14)	Ralph Sampson (17)
2-29-80	Greensboro	4	Maryland (1)	L	-6	85-91	Billy Williams (19)	Albert King (38)
3-5-81	Landover	6	Wake Forest (3)	L	-9	71-80	Larry Nance (27)	Frank Johnson (32)
3-5-82	Greensboro	7	Virginia (2)	L	-2	54-56	Vince Hamilton (22)	Ralph Sampson (13)
3-11-83	Atlanta	8	North Carolina (1)	L	-26	79-105	Raymond Jones (27)	Doherty/Jordan (28)
3-9-84	Greensboro	8	North Carolina (1)	L	-12	66-78	Murray Jarman (28)	Matt Doherty (22)
3-8-85	Atlanta	6	NC State (3)	L	-7	63-70	Glenn Corbit (22)	Spud Webb (18)
3-7-86	Greensboro	7	Georgia Tech (2)	L	-18	61-79	Horace Grant (22)	Ferrell-Price (20)
3-6-87	Landover	2	Wake Forest (7)	L	-7	62-69	Horace Grant (19)	Bogues/Watson (21)
3-11-88	Greensboro	7	NC State (2)	L	-7	72-79	Elden Campbell (19)	Charles Shackelford (26)
3-10-89	Atlanta	6	Virginia (3)	L	-17	73-90	Dale Davis (21)	John Crotty (18)
3-9-90	Charlotte	1	Wake Forest (8)	W	+9	79-70	Forrest/Tyson (16)	Chris King (21)
3-10-90	Charlotte	1	Virginia (5)	L	-3	66-69	Dale Davis (21)	John Crotty (16)
3-8-91	Charlotte	8	North Carolina (1)	L	-8	59-67	Dale Davis (15)	Hubert Davis (15)
3-12-92	Charlotte	9	Maryland (8)	L	-6	75-81	Chris Whitney (18)	Walt Williams (38)
3-12-93	Charlotte	7	Florida State (2)	W	+12	87-75	Sharone Wright (24)	James Edwards (22)
3-13-93	Charlotte	7	Georgia Tech (6)	L	-8	61-69	Chris Whitney (21)	James Forrest (26)
3-10-94	Charlotte	8	NC State (9)	W	+13	76-63	Devin Gray (23)	Lakista McCuller (14)
3-11-94	Charlotte	8	Duke (1)	L	-13	64-77	Devin Gray (19)	Grant Hill (23)
3-10-95	Greensboro	7	North Carolina (2)	L	-16	62-78	Greg Buckner (15)	Donald Williams (15)
3-8-96	Greensboro	6	North Carolina (3)	W	+2	75-73	Buckner, McIntyre (20)	Jeff McInnis (22)
3-9-96	Greensboro	6	Wake Forest (2)	L	-8	60-68	Greg Buckner (16)	Tim Duncan (22)
3-7-97	Greensboro	4	Maryland (5)	L	-15	61-76	Greg Buckner (17)	Obinna Ekezie (20)
3-6-98	Greensboro	5	Wake Forest (4)	W	+19	75-56	Greg Buckner (21)	Robert O'Kelley (23)
3-7-98	Greensboro	5	Duke (1)	L	-2	64-66	Iker Iturbe (19)	Roshawn McLeod (17)
3-4-99	Charlotte	7	Florida State (8)	L	-2	85-87	Terrell McIntyre (28)	Terrell Baker (28)
3-9-00	Charlotte	9	Duke (1)	L	-31	63-94	Will Solomon (14)	Shane Battier (19)
3-8-01	Atlanta	9	Florida State (8)	W	+2	66-64	Ray Henderson (15)	Antwan Dixon (23)
3-9-01	Atlanta	9	North Carolina (1)	L	-18	81-99	Will Solomon (23)	Jason Capel (23)
3-7-02	Charlotte	9	Florida State	L	-7	84-91	Edward Scott (23)	Delvon Arrington (24)
3-13-03	Greensboro	8	Florida State	L	-11	61-72	Shawan Robinson (14)	Tim Pickett (22)
3-11-04	Greensboro	9	Virginia (8)	L	-4	79-83	Vernon Hamilton (19)	Todd Billet (20)
3-10-05	Washington, D.C.	9	Maryland (8)	W	+12	84-72	Shawan Robinson (24)	Chris McCray (24)
3-11-05	Washington, D.C.	9	North Carolina (1)	L	-7	81-88	Shawan Robinson (17)	Raymond Felton (29)
3-9-06	Greensboro	9	Miami, Fla. (8)	L	-3	63-66	Vernon Hamilton (17)	Guillermo Diaz (22)
3-8-07	Tampa	8	Florida State (9)	L	-1	66-67	Trevor Booker (18)	Al Thornton (25)
3-14-08	Charlotte	3	Boston College (11)	W	+34	82-48	James Mays (15)	Tyrese Rice (15)
3-15-08	Charlotte	3	Duke (2)	W	+4	78-74	Trevor Booker (18)	Greg Paulus (17)
3-16-08	Charlotte	3	North Carolina (1)	L	-5	81-86	K.C. Rivers (28)	Wayne Ellington (24)
3-12-09	Atlanta	5	Georgia Tech (12)	L	-5	81-86	Trevor Booker (17)	Lewis Clinch (32)
3-11-10	Greensboro	6	NC State (11)	L	-2	57-59	Trevor Booker (17)	Tracy Smith (19)
3-11-11	Greensboro	4	Boston College (5)	W	+23	70-47	Demontez Stitt (20)	Joe Trapani (20)
3-12-11	Greensboro	4	North Carolina (1)	L	-5	87-92	Demontez Stitt (25)	Harrison Barnes (40)
3-8-12	Atlanta	7	Virginia Tech (10)	L	-5	63-68	Devin Coleman (15)	Erick Green (24)
3-14-13	Greensboro	11	Florida State (6)	L	-4	69-73	Jordan Roper (18)	Okaro White (24)
3-14-14	Greensboro	6	Georgia Tech (11)	W	+1	69-65	K.J. McDaniels (18)	Trae Golden (23)
3-15-14	Greensboro	6	Duke (3)	L	-1	62-63	Rod Hall (13)	Jabari Parker (18)
3-11-15	Greensboro	8	Florida State (9)	L	-3	73-76	Rod Hall (25)	Xavier Rathan-Mayes (30)
3-9-16	Washington, D.C.	7	Georgia Tech (10)	L	-3	85-88	Jaron Blossomgame (22)	Marcus Georges-Hunt (28)
3-7-17	Brooklyn, N.Y.	12	NC State (13)	W	+14	75-61	Blossomgame/Mitchell (22)	Abu/Rowan (14)
3-8-17	Brooklyn, N.Y.	12	Duke (5)	L	-7	72-79	Jaron Blossomgame (19)	Tatum/Kennard/Jackson (20)
3-8-18	Brooklyn, N.Y.	4	Boston College (12)	W	+8	90-82	Gabe DeVoe (25)	Ky Bowman (23)
3-9-18	Brooklyn, N.Y.	4	Virginia (1)	L	-6	58-64	Shelton Mitchell (18)	Kyle Guy (15)
3-13-19	Charlotte, N.C.	9	NC State (8)	L	-1	58-59	Marcquise Reed (16)	Markell Johnson (23)
3-11-20	Greensboro, N.C.	8	Miami (9)	W	+5	69-64	Al-Amir Dawes (18)	Chris Lykes (21)
3-12-20	Greensboro, N.C.	8	Florida State (1)	Cancelled due to COVID-19				
3-10-21	Greensboro, N.C.	5	Miami (11)	L	-3	64-67	Aamir Simms (17)	Isaiah Wong (20)
3-8-22	Brooklyn, N.Y.	10	NC State (15)	W	+6	70-64	PJ Hall (17)	Dereon Seabron (19)
3-9-22	Brooklyn, N.Y.	10	Virginia Tech (7)	L	-1	75-76	PJ Hall (16)	Keve Aluma (19)
3-9-23	Greensboro, N.C.	3	NC State (6)	W	+26	80-64	PJ Hall/Ian Schieffelin (15)	DJ Burns Jr. (12)
3-10-23	Greensboro, N.C.	3	Virginia (2)	L	-20	56-76	Hunter Tyson (15)	Jayden Gardner (23)

Note: ^ - one overtime period



ACC TOURNAMENT RECORDS

VS. BOSTON COLLEGE (3-0)						
Year	W/L	CU	DU	Rd	Site	CU Top Scorer
2008	W	82	48	Quar	Char.	Mays (15)
2011	W	70	47	Quar	Gre.	Stitt (20)
2018	W	90	82	Quar	Brook.	DeVoe (25)

VS. DUKE (4-7)						
Year	W/L	CU	DU	Rd	Site	CU Top Scorer
1962	W	77	72	Semi	Ral.	Brennan (34)
1968	L	40	43	Quar	Gre.	Mahaffey (16)
1975	W	78	76	Quar	Gre.	Croft (20)
1977	W	78	76	Quar	Gre.	Rome (19)
1978	L	72	83	Quar	Gre.	Campbell (16)
1994	L	64	77	Quar	Char.	Gray (19)
1998	L	64	66	Quar	Gre.	Iturbe (19)
2000	L	63	94	First	Char.	Solomon (14)
2008	W	78	74	Semi	Char.	Booker (18)
2014	L	62	63	Quar	Gre.	Hall (13)
2017	L	72	79	Second	Brook.	Blossomgame (19)

VS. FLORIDA STATE (2-6)						
Year	W/L	CU	GT	Rd	Site	CU Top Scorer
1993	W	87	75	Quar	Char.	Wright (24)
1999	L	85	87	First	Char.	McIntyre (28)
2001	W	66	65.4	First	Atl.	Henderson (15)
2002	L	84	91	First	Char.	Scott (23)
2003	L	61	72	First	Gre.	Robinson (14)
2007	L	66	67	First	Tam.	Booker (18)
2013	L	69	73	First	Gre.	Roper (18)
2015	L	75	76	Second	Gre.	Hall (25)

VS. GEORGIA TECH (1-4)						
Year	W/L	CU	GT	Rd	Site	CU Top Scorer
1986	L	61	79	Quar	Gre.	Grant (22)
1993	L	61	69	Quar	Char.	Whitney (21)
2009	L	81	85	First	Atl.	Booker (17)
2014*	W	69	65	Second	Gre.	McDaniels (18)
2016*	L	85	88	Second	DC	Blossomgame (22)

VS. MARYLAND (2-9)						
Year	W/L	CU	MD	Rd	Site	CU Top Scorer
1954	L	59	75	Quar	Ral.	Yarborough (25)
1961	L	75	81	Quar	Ral.	Patterson (28)
1964	W	81	67	Quar	Ral.	Milasnovich (30)
1965	L	50	61	Quar	Ral.	Mahaffey (18)
1972	L	53	54	Quar	Gre.	Browning (21)
1973	L	61	77	Quar	Gre.	Gregg (14)
1979	L	67	75	Quar	Gre.	Williams (15)
1980	L	85	91	Semi	Gre.	Williams (19)
1992	L	75	81	First	Char	Whitney (18)
1997	L	67	76	First	Gre.	Buckner (17)
2005	W	84	72	First	DC	Robinson (24)

VS. MIAMI (FLA.) (1-2)						
Year	W/L	CU	UM	Rd	Site	CU Top Scorer
2006	L	63	66	First	Gre.	Hamilton (17)
2020	W	69	64	Second	Gre.	Dawes (18)
2021	L	64	67	Second	Gre.	Simms (17)

VS. NORTH CAROLINA (1-15)						
Year	W/L	CU	NC	Rd	Site	CU Top Scorer
1957	L	61	81	Quar	Ral.	Brink (16)
1958	L	51	62	Quar	Ral.	Brennan (22)
1959	L	69	93	Quar	Ral.	E. Krajack, G. Krajack (16)

1969	L	70	94	Quar	Char.	Zatezalo (28)
1971	L	41	76	Quar	Gre.	Thomas (17)
1975*	L	71	76	Semi	Gre.	Wise (22)
1976	L	74	82	Semi	La.	Rome (18)
1983	L	79	105	Quar	Atl.	Jones (27)
1984	L	66	78	Quar	Gre.	Jarman (28)
1991	L	59	67	Quar	Char.	D. Davis (15)
1995	L	62	78	First	Gre.	Buckner (15)
1996	W	75	73	First	Gre.	Buckner, McIntyre (20)
2001	L	81	99	Quar	Atl.	Solomon (23)
2005	L	81	88	Quar	DC	Robinson (17)
2008	L	81	86	Final	Char.	Rivers (28)
2011*	L	87	92	Semi	Gre	Stitt (25)

VS. NC STATE (5-7)						
Year	W/L	CU	NCS	Rd	Site	CU Top Scorer
1955	L	76	101	Quar	Ral.	Yarborough (34)
1956	L	84	88	Quar	Ral.	Yockel (25)
1962	W	67	46	Quar	Ral.	Brennan, T. Mahaffey (15)
1963	L	78	79	Quar	Ral.	Burnisky (15)
1985	L	63	70	Quar	Atl.	Corbit (22)
1988	L	72	79	Quar	Gre.	Campbell (19)
1994	W	76	63	First	Char.	Gray (19)
2010	L	57	59	First	Gre.	T. Booker (17)
2017	W	74	61	First	Brook.	Blossomgame/Mitchell (22)
2019	L	58	59	First	Char.	Reed (16)
2022	W	70	64	First	Brook.	Hall (18)
2023	W	80	64	Quar	Gre.	Hall/Schieffelin (15)

VS. SOUTH CAROLINA (0-2)						
Year	W/L	CU	SC	Rd	Site	CU Top Scorer
1966	L	52	60	Quar	Ral.	Helms (17)
1970	L	33	34	Quar	Char.	Yates (12)

VS. VIRGINIA (1-7)						
Year	W/L	CU	VA	Rd	Site	CU Top Scorer
1974	L	63	68	Quar	Gre.	Rollins (17)
1977	L	60	72	Semi	Gre.	Rollins (14)
1980	W	57	49	Quar	Gre.	Nance, Williams (14)
1982	L	54	56	Quar	Gre.	Hamilton (22)
1989	L	73	90	Quar	Atl.	Davis (21)
1990	L	66	69	Semi	Char.	Davis (21)
2004	L	79	83	First	Gre.	Hamilton (19)
2018	L	58	64	Semi	Brook.	Mitchell (18)
2023	L	56	76	Semi	Gre.	Tyson (15)

VS. VIRGINIA TECH (0-2)						
Year	W/L	CU	VT	Rd	Site	CU Top Scorer
2012	L	63	68	First	Atl.	Coleman (15)
2022	L	75	76	Second	Brook.	Hall (16)

VS. WAKE FOREST (3-7)						
Year	W/L	CU	WF	Rd	Site	CU Top Scorer
1960	L	59	74	Quar	Ral.	G. Krajack (19)
1962	L	66	77	Final	Ral.	Brennan (21)
1964	L	64	86	Semi	Ral.	Brennan (19)
1967**	L	61	63	Quar	Gre.	Ra. Mahaffey (21)
1976	W	76	63	Quar	La.	Rome (20)
1981	L	71	80	Quar	La.	Nance (27)
1987	L	62	69	Quar	La.	Grant (19)
1990	W	79	70	Quar	Char.	Forrest, Tyson (16)
1996	L	60	68	Quar	Gre.	Buckner (16)
1998	W	75	56	Quar	Gre.	Buckner (21)

Note: * - denotes one overtime period

CLEMSON'S ACC TOURNAMENT SUPERLATIVES

TEAM		
CLEMSON	90	vs. Boston College (Quar), 2018
Points:	36	vs. Maryland (Semi), 1980
Field Goals:	83	vs. NC State (1st), 1955
Field Goal Attempts:	.700	vs. South Carolina (14-20) (1st), 1970
Field Goal Percentage:	12	vs. North Carolina (2nd), 2001; Boston College (Quar), 2018
3-Point Goals:	29	vs. Georgia Tech (2nd), 1993; Georgia Tech (2nd), 2016
3-Point Attempts:	30	vs. NC State (1st), 1956
Free Throws:	43	vs. Maryland (1st), 1954
Free Throw Attempts:	.947	vs. Miami (2nd), 2020
Free Throw Percentage:	55	vs. Wake Forest (1st), 1976
Rebounds:	+20	vs. Florida State (1st), 1999
Rebound Margin:	24	vs. Maryland (2nd), 1980; vs. North Carolina (1st), 1984
Assists:	11	vs. Maryland (1st), 1992
Blocked Shots:	15	vs. Duke (1st), 1977
Steals:		

INDIVIDUAL		
CLEMSON	34	by Bill Yarborough vs. NC State (1st), 1955
Points:	34	by Jim Brennan vs. Duke (Semi), 1962
Field Goals:	15	by Bill Yarborough vs. NC State (1st), 1955
Field Goals Attempts:	42	by Bill Yarborough vs. NC State (1st), 1955
Field Goal Percentage (Min. 10 Att):	.769	by Glenn Corbit vs. NC State (10-13) (1st), 1985
3-Point Goals:	7	by Will Solomon vs. North Carolina (2nd), 2001
3-Point Attempts:	16	by Terrell McIntyre vs. Florida State (1st), 1999
3-Point Percentage:	1.000	by Shelton Mitchell vs. Duke (3-3) (2nd), 2017
Free Throws:	11	by Ian Schieffelin vs. NC State (3-3), 2023
Free Throw Attempts:	16	by Vince Yockel vs. NC State (1st), 1956
Free Throw Percentage (Min. 10 Att):	.909	by Bill Yarborough vs. Maryland (1st), 1954
Rebounds:	18	by John Crotty of Virginia (Semi), 1990
Assists:	20	by Jim Brennan vs. Wake Forest (10-11) (Semi), 1962
Minutes:	11	by K.J. McDaniels vs. Georgia Tech (10-11) (2nd), 2014
Blocked Shots:	20	by Harold Jamison vs. Florida State (1st), 1999
Steals:	11	by Bobby Conrad vs. Maryland (Semi), 1980
	50	by Randy Mahaffey vs. Wake Forest, (1st), 1967
	50	by Jim Sutherland vs. Wake Forest, (1st), 1967
	8	by Sharon Wright vs. Maryland (1st), 1992
	6	by Edward Scott vs. Duke (1st), 2000
		by K.C. Rivers vs. North Carolina (final), 2008

OPPONENTS		
105	by North Carolina (1st), 1983	
36	by many	
97	by NC State (1st), 1955	
.610	by Maryland (36-59) (Semi), 1980	
17	by Duke (1st), 2000	
33	by Boston College (Quar), 2018	
37	by North Carolina (2nd), 2005	
47	by North Carolina (2nd), 2005	
.941	by Duke (16-17) (Semi), 2008	
67	by NC State (1st), 1955	
+27	by North Carolina (1st), 1969	
23	by Maryland (2nd), 1980	
11	by Duke (2nd), 1994	
15	by Duke (1st), 2000	

OPPONENTS		
45	by Lennie Rosenbluth of North Carolina (1st), 1957	
19	by Lennie Rosenbluth of North Carolina (1st), 1957	
31	by Lennie Rosenbluth of North Carolina (1st), 1957	
.833	by Greg Manning of Maryland (12-14) (2nd), 1980	
6	by Jason Capel of North Carolina (2nd), 2001	
12	by Harrison Barnes of North Carolina (Semi), 2011	
	by Walt Williams of Maryland (1st), 1992	
	by Lewis Clinch of Georgia Tech (1st), 2009	
1.000	by Mike Dunleavy of Duke (4-4) (1st), 2000	
	by Jason Capel of North Carolina (6-6) (2nd), 2001	
15	by Phil Ford of North Carolina (Semi), 1975	
18	by Marcus Georges-Hunt of Georgia Tech (2nd), 2016	
	by Phil Ford of North Carolina (Semi), 1975	
.929	by Keith Booth of Maryland (13-14) (1st), 1997	
21	by Lee Shaffer of North Carolina (1st), 1959	
13	by Drew Barry of Georgia Tech (2nd), 1993	
50	by Paul Long of Wake Forest, (1st), 1967	
50	by Jerry Montgomery of Wake Forest (1st), 1967	
10	by Cherokee Parks of Duke (2nd), 1994	
6	by Mark Price of Georgia Tech (1st), 1986	

NIT RECORDS

CATEGORY	CLEMSON	TEAM	OPPONENT
Points:	99	vs. Middle Tennessee, 3-13-1986	91 by Providence, 3-15-1975
Field Goals:	37	vs. Providence, 3-15-1975	36 by Providence, 3-15-1975
Field Goal Attempts:	73	vs. Temple, 3-12-1981	76 by Middle Tennessee, 3-13-1986
Field Goal %:	(.654, 34-54)	vs. West Virginia, 3-21-1994	.627 by Providence, 3-15-1975
3-Point Goals:	10	vs. West Virginia, 3-21-1994	14 by Xavier, 3-23-1999
		vs. Belmont, 3-25-2014	
3-Point Attempts:	28	vs. California, 3-25-1999	37 by Auburn, 3-18-1993
Free Throws:	25	vs. Middle Tennessee, 3-13-1986	34 by Temple, 3-12-1981
Free Throw Attempts:	34	vs. Syracuse, 3-21-2007	47 by Temple, 3-12-1981
Free Throw % (min. 10 att.):	(.850, 17-20)	vs. Georgia State, 3-18-2014	(.929, 13-14) by Georgia State, 3-18-2014
Rebounds:	57	vs. Georgia, 3-10-1999	45 by Wyoming, 3-20-1986
		vs. West Virginia, 3-21-1994	45 by Oakland, 3-14-2017
Rebound Margin:	+22	vs. West Virginia, 3-21-1994	+13 by Oakland, 3-14-2017
Assists:	23	vs. many	18 by West Virginia, 3-29-2007
			by Belmont, 3-25-2014
Turnovers:	20	vs. West Virginia, 3-21-1994	24 by Mississippi, 3-19-2007
Blocked Shots:	9	vs. Georgia State, 3-18-2014	5 by Oakland, 3-14-2017
		vs. Illinois, 3-23-2014	
Steals:	14	vs. Mississippi, 3-19-2007	14 by Texas A&M, 3-16-2005

CATEGORY	CLEMSON	INDIVIDUAL	OPPONENT
Points:	34	by Larry Nance vs. Temple, 3-12-1981	27 by Billy McCaffrey (Vanderbilt), 3-23-1994
Field Goals:	12	by Horace Grant vs. Georgia, 3-17-1986	12 by Joe Hassett (Providence), 3-15-1975
			by Gerald Wilkins (UT Chattanooga), 3-15-1985
Field Goals Attempts:	20	by Devin Gray vs. Vanderbilt, 3-23-1994	22 by Craig Bradshaw (Belmont), 3-25-2014
		by Terrell McIntyre vs. California, 3-25-1999	
Field Goal % (Min. 10 Att):	(.900, 9-10)	by Devin Gray vs. West Virginia, 3-21-1994	(.750, 12-16) by Joe Hassett (Providence), 3-15-1975
3-Point Goals:	6	by Bruce Martin at Virginia Tech, 3-17-1995	6 by many (3), last by Frank Young (West Virginia), 3-29-2007
3-Point Attempts:	11	by K.C. Rivers vs. West Virginia, 3-29-2007	14 by Bernard Haslett (Southern Mississippi), 3-17-1994
			by Craig Bradshaw (Belmont), 3-25-2014
3 Point %:	(1.000, 5-5)	by Corey Wallace vs. West Virginia, 3-21-1994	(1.000, 4-4) by Billy McCaffrey (Vanderbilt), 3-23-1994
Free Throws:	12	by Larry Nance vs. Temple, 3-12-1981	10 by Ray Harrison (Georgia), 3-10-1999
Free Throw Attempts:	15	by Larry Nance vs. Temple, 3-12-1981	14 by Ray Harrison (Georgia), 3-10-1999
Free Throw % (Min. 10 Att):	(.917, 11-12)	by Horace Grant vs. Middle Tennessee, 3-13-1986	(1.000, 8-8) by Lavon Williams (Kentucky), 3-7-1979
Rebounds:	17	by Tom Wideman vs. Butler, 3-18-1999	16 by Ronnie McAdoo (Old Dominion), 3-12-1979
			by Fennis Dembo (Wyoming), 3-20-1986
Assists:	13	by Grayson Marshall vs. Middle Tennessee, 3-13-1986	9 by Sean Dent (Wyoming), 3-20-1986
		by Lou Richie vs. Southern Mississippi, 3-17-1994	by Reece Chamberlain (Belmont), 3-25-2014
Minutes:	45	by Larry Nance vs. Old Dominion, 3-12-1979	50 by Ronnie McAdoo (Old Dominion), 3-12-1979
Blocked Shots:	5	by Sharone Wright vs. Auburn, 3-18-1993	4 by Isaiah Brock (Oakland), 3-14-2017
		by K.J. McDaniels vs. Georgia State, 3-18-2014	
Steals:	5	by Vernon Hamilton vs. Mississippi, 3-19-2007	6 by Thomas Jackson (Butler), 3-18-1999
		by Cliff Hammonds vs. West Virginia, 3-29-2007	

CLEMSON'S NATIONAL INVITATION TOURNAMENT HISTORY — GAME BY GAME (19-18)

Date	Site	Opponent	W	L	Margin	Score	Clemson Top Scorer	Opponent Top Scorer
3-15-75	New York, N.Y.	Providence		L	-5	86-91	Stan Rome (20)	Joe Hassett (24)
3-7-79	Lexington, Ky.	Kentucky	W		+1	68-67 OT	Billy Williams (16)	Kyle Macy (21)
3-12-79	Clemson, S.C.	Old Dominion		L	-2	59-61 OT	Billy Williams (14)	Ronnie McAdoo (14)
3-12-81	Clemson, S.C.	Temple	L		-8	82-90	Larry Nance (34)	Keith Parham (25)
3-12-82	Clemson, S.C.	Mississippi	L		-4	49-53	Horace Wyatt (14)	Carlos Clark (25)
3-15-85	Chattanooga, Tenn.	UT Chattanooga		L	-2	65-67	Grant/Hamilton (16)	Gerald Wilkins (26)
3-13-86	Clemson, S.C.	Middle Tennessee	W		+18	99-81	Horace Grant (33)	Kim Cooksey (25)
3-17-86	Athens, Ga.	Georgia	W		+12	77-65	Grant, Corbit (24)	Donald Hartry (17)
3-20-86	Laramie, Wyo.	Wyoming		L	-5	57-62	Grayson Marshall (19)	Fennis Dembo (19)
3-18-88	Hattiesburg, Miss.	Southern Mississippi		L	-5	69-74	Elden Campbell (16)	David Hamilton (18)
3-18-93	Clemson, S.C.	Auburn	W		+12	84-72	Devin Gray (23)	Wesley Person (28)
3-22-93	Birmingham, Ala.	Alabama-Birmingham		L	-1	64-65	Sharone Wright (18)	Robert Shannon (19)
3-17-94	Clemson, S.C.	Southern Mississippi	W		+11	96-85	Andre Bovain (20)	Bernard Haslett (22)
3-21-94	Morgantown, W.Va.	West Virginia	W		+17	96-79	Devin Gray (22)	Perviree Green (22)
3-23-94	Nashville, Tenn.	Vanderbilt		L	-15	74-89	Sharone Wright (15)	Bill McCaffrey (27)
3-17-95	Blacksburg, Va.	Virginia Tech		L	-8	54-62	Bruce Martin (18)	D. Watlington (20)
3-10-99	Clemson, S.C.	Georgia	W		+20	77-57	Terrell McIntyre (19)	Jumaine Jones (20)
3-16-99	Piscataway, N.J.	Rutgers	W		+10	78-68	Terrell McIntyre (16)	Dahntay Jones (20)
3-18-99	Clemson, S.C.	Butler	W		+20	89-69	Harold Jamison (26)	Thomas Jackson (17)
3-23-99	New York, N.Y.	Xavier	W		+3	79-76	Terrell McIntyre (20)	Gary Lumpkin (16)
3-25-99	New York, N.Y.	California		L	-1	60-61	Terrell McIntyre (17)	Geno Carlisle (16)
3-16-05	College Station, Texas	Texas A&M		L	-8	74-82	Cliff Hammonds (26)	Joseph Jones (25)
3-15-06	Clemson, S.C.	Louisiana Tech	W		+16	69-53	Akin Akingbala (16)	Paul Millsap (19)
3-20-06	Louisville, Ky.	Louisville		L	-6	68-74	Akin Akingbala (19)	Taquan Dean (20)
3-14-07	Clemson, S.C.	East Tennessee St.	W		+7	64-57	K.C. Rivers (17)	Courtney Pigram (25)
3-19-07	Clemson, S.C.	Mississippi	W		+21	89-68	Trevor Booker (21)	Todd Abernethy (18)
3-21-07	Clemson, S.C.	Syracuse	W		+4	74-70	K.C. Rivers (29)	Eric Devendorf (23)
3-27-07	New York, N.Y.	Air Force	W		+1	68-67	K.C. Rivers (19)	Nick Welch (16)
3-29-07	New York, N.Y.	West Virginia		L	-5	73-78	K.C. Rivers (18)	Frank Young (24)
3-18-14	Clemson, S.C.	Georgia State	W		+12	78-66	K.J. McDaniels (30)	R.J. Hunter (15)
3-23-14	Clemson, S.C.	Illinois	W		+1	50-49	K.J. McDaniels (12)	Rayvonte Rice (15)
3-25-14	Clemson, S.C.	Belmont	W		+5	73-68	Harrison, McDaniels (16)	Craig Bradshaw (21)
4-1-14	New York, N.Y.	SMU		L	-6	59-65	Rod Hall (18)	Markus Kennedy (21)
3-14-17	Clemson, S.C.	Oakland		L	-5	69-74	Jaron Blossomgame (24)	Martez Walker (23)
3-19-19	Clemson, S.C.	Wright State	W		+6	75-69	Marcquise Reed (24)	Bill Wampler (17)
3-24-19	Clemson, S.C.	Wichita State		L	-8	55-63	Marcquise Reed (18)	Jaime Echenique (18)
3-15-23	Clemson, S.C.	Morehead State		L	-4	64-68	Chase Hunter (18)	Mark Freeman (19)



ACC BESTS & NCAA STAT RANKINGS

Opponent	Points
Boston College	128 (N), 12-28-1976
Duke	103 (H), 1-24-1987
Florida State	108 (H), 11-27-1976
Georgia Tech	106 (H), 2-22-1966
Louisville	83, (H), 1-11-2023
Miami (Fla.)	98 (N), 1-5-1956
North Carolina	99 (H), 1-28-1987 99 (H), 1-14-1956
NC State	103 (H), 2-21-1976
Notre Dame	87 (H), 3-4-2023
Pittsburgh	78 (H), 3-8-2014
Syracuse	91 (H), 2-22-2023
Virginia	104 (H), 1-10-1970
Virginia Tech	87 (H), 1-22-1966
Wake Forest	104 (H), 2-28-1970

TEAM BESTS

Field Goal Percentage
.698 (31-45), (A), 2-22-20
.655 (36-55), (H), 2-28-1990
.579 (44-76), (H), 11-27-1976
.692 (27-39), (H), 1-12-2011
.528 (28-53), (H), 1-11-2023
.509 (29-57), (H), 12-20-1994
.592 (29-49) (A), 1-27-1982
.620 (31-50) (H), 1-31-1998
.525 (31-59) (H), 2-8-2016
.474 (27-57) (H), 3-8-2014
.538 (28-52) (A), 1-5-2016
.675 (27-40) (A), 2-21-1984
.524 (23-45), (A), 1-23-1971
.596 (31-52) (H), 2-8-1978

Victory Margin

+52 (128-76), (N), 12-28-1976
+34 (100-66), (H), 2-15-1975
+40 (94-54), (H), 2-15-2023
+29 (98-69), (H), 1-8-1977
+15 (77-62), (H), 2-15-2020
+20 (75-55), (H), 12-20-1994
+20 (93-73) (H), 1-29-1977
+26 (80-54), (N), 3-9-2023
+23 (87-64), (H), 3-4-2023
+24 (72-48), (H), 2-8-2018
+18 (91-73), (H), 2-22-2023
+31 (82-51), (A), 2-7-2008
+19 (75-54), (H), 2-14-2015
+27 (87-61) (A), 1-4-1964
+27 (91-64) (H), 1-6-1986

Opponent	Points
Boston College	25, Gabe DeVoe (N), 3-8-2018
Duke	38, Bill Yarborough (H), 1-11-1956
Florida State	36, Edward Scott (H), 2-23-2002
Georgia Tech	41, Will Solomon (H), 1-24-2001
Louisville	24, Marcquise Reed (H), 1-6-2018
Miami (Fla.)	28, K.C. Rivers (A), 12-21-2008
North Carolina	35, Butch Zatezalo (N), 2-15-1969
NC State	43, Butch Zatezalo (N), 2-14-1970
Notre Dame	30, K.J. McDaniels (A), 2-11-2014 30, Jaron Blossomgame (H), 2-8-2016
Pittsburgh	25, Gabe DeVoe (H), 2-8-2018
Syracuse	32, Tevin Mack (H), 1-28-20
Virginia	43, Will Solomon (H), 1-15-2000
Virginia Tech	33, Butch Zatezalo (A), 1-25-1969
Wake Forest	46, Butch Zatezalo (A), 2-18-1969

INDIVIDUAL BESTS

Rebounds
13, Trevor Booker (A), 2-10-2009
20, Horace Grant (H), 2-26-1986
20, Harold Jamison (N), 3-4-1999
20, Tree Rollins (H), 1-8-1977
20, Dale Davis (A), 3-3-1990
12, Sidy Djitte (H), 1-10-2016
16, Trevor Booker (A), 12-21-2008
21, Earle Maxwell (N), 2-18-1961
21, Dale Davis (H), 2-1-1989
18, Richie Mahaffey (A), 2-3-1968
18, Dale Davis (H), 2-12-1990
13, K.J. McDaniels (A), 2-11-2014
11, Elijah Thomas (H), 2-8-2018
12, Jaron Blossomgame (H), 1-17-2015
21, David Angel (H), 1-27-1973
18, Ken Gardner (H), 1-22-1966
20, Horace Grant (H), 2-18-1987



CLEMSON IN THE FINAL TOP 25 NCAA STATISTICAL RANKINGS

YEAR	PLAYER/TEAM	RANK	CATEGORY	STAT
1954-55	Bill Yarborough	4th	Scoring	28.3
1955-56	Clemson	9th	Scoring	86.0
1956-57	Clemson	9th	Free Throw Percentage	.732
1959-60	Choppy Patterson	16th	Free Throw Percentage	.812
1960-61	Choppy Patterson	8th	Free Throw Percentage	.844
1962-63	Jim Brennan	20th	Free Throw Percentage	.828
1965-66	Jim Sutherland	14th	Free Throw Percentage	.850
1966-67	Jim Sutherland	4th	Free Throw Percentage	.897
1968-69	Butch Zatezalo	14th	Scoring	25.8
1975-76	Clemson	10th	Field Goal Percentage	.551
1976-77	Tree Rollins	12th	Rebounds/Game	12.8
	Clemson	7th	Field Goal Percentage Defense	.423
	Clemson	2nd	Scoring Margin	17.7
	Clemson	14th	Scoring	86.6
1977-78	Clemson	13th	Field Goal Percentage	.521
1979-80	Clemson	16th	Scoring Margin	+9.8
1981-82	Clemson	20th	Free Throw Percentage	.734
1983-84	Clemson	1st	Assists/Game	20.5
1984-85	Clemson	22nd	Rebound Margin	4.9
	Grayson Marshall	20th	Assists/Game	6.6
1985-86	Horace Grant	10th	Rebounds/Game	10.5
	Grayson Marshall	13th	Assists/Game	7.7
1986-87	Horace Grant	3rd	Field Goal Percentage	.656
	Michael Tait	10th	3-Point Field Goal Percentage	.510
	Grayson Marshall	15th	Assists/Game	7.4
	Clemson	4th	Scoring	86.1
	Clemson	15th	3-Point Field Goal Percentage	.448
	Clemson	7th	3-Point Field Goals/Game	6.5
1987-88	Elden Campbell	10th	Field Goal Percentage	.629
	Elden Campbell	8th	Blocked Shots/Game	3.0
1988-89	Dale Davis	3rd	Field Goal Percentage	.670
	Elden Campbell	9th	Blocked Shots/Game	2.9
1989-90	Dale Davis	13th	Rebounds/Game	11.3
	Dale Davis	10th	Field Goal Percentage	.625
	Elden Campbell	16th	Blocked Shots/Game	2.8
	Clemson	24th	Scoring Margin	+9.4
1989-90	Clemson	10th	Field Goal Percentage Defense	.410
1990-91	Dale Davis	10th	Rebounds/Game	12.1
	Dale Davis	17th	Blocked Shots/Game	2.8
1992-93	Sharone Wright	2nd	Blocked Shots/Game	4.1
	Sharone Wright	20th	Rebounds/Game	10.5
	Chris Whitney	24th	Assists/Game	6.4
1993-94	Sharone Wright	19th	Rebounds/Game	10.6
	Sharone Wright	15th	Blocked Shots/Game	4.13
1994-95	Clemson	6th	Scoring Defense	62.5
1995-96	Clemson	12th	Scoring Defense	63.0
1996-97	Clemson	19th	Scoring Defense	61.5
1998-99	Harold Jamison	18th	Rebounds/Game	9.9
	Clemson	8th	Rebound Margin	+8.2
1999-00	Will Solomon	16th	Scoring	20.9
	Will Solomon	17th	3-Point Field Goals/Game	3.2
2000-01	Will Solomon	19th	3-Point Field Goals/Game	3.17
2001-02	Edward Scott	3rd	Assists/Game	7.9
2003-04	Sharrod Ford	21st	Blocked Shots/Game	2.3
2004-05	Clemson	7th	Steals/Game	10.3
	Clemson	20th	Blocked Shots/Game	5.2
2005-06	Clemson	2nd	Steals/Game	11.0
	Shawan Robinson	3rd	Free Throw Percentage	.913
	Vernon Hamilton	15th	Steals/Game	2.7
2006-07	Clemson	12th	Steals/Game	9.5
	Clemson	21st	Blocked Shots/Game	5.3
2007-08	Clemson	4th	Steals/Game	9.8
	Clemson	18th	Blocked Shots/Game	5.4
	Clemson	19th	Scoring	79.2
2008-09	Clemson	7th	Steals/Game	9.3
	Clemson	10th	Blocked Shots/Game	5.8
	Clemson	16th	Scoring Margin	+10.3
	Clemson	17th	Scoring	78.3
	Trevor Booker	22nd	Rebounds/Game	9.7
2009-10	Clemson	8th	Steals/Game	9.4
	Clemson	10th	3-Point Percentage Defense	.294
2010-11	Clemson	24th	Scoring Defense	61.4
	Andre Young	21st	Assist-to-Turnover Ratio	2.55
2013-14	Clemson	1st	3-Point Percentage Defense	.285
	Clemson	5th	Scoring Defense	58.4
	Clemson	8th	Total Blocks	221
	Clemson	8th	Blocked Shots/Game	6.1
	Clemson	17th	Field Goal Percentage Defense	.395
	K.J. McDaniels	24th	Blocked Shots/Game	2.8
2015-16	Clemson	14th	Fewest Turnovers/Game	10.2
	Clemson	19th	Blocked Shots/Game	5.2
	Clemson	23rd	Scoring Defense	64.5
	Jordan Roper	17th	Assist-to-Turnover Ratio	3.03
2016-17	Clemson	6th	Fewest Fouls	501
	Clemson	7th	Personal Fouls/Game	14.9
	Clemson	25th	Turnover Margin	+3.2
	Clemson	18th	Turnovers/Game	9.5
	Marcquise Reed	12th	Free Throw Percentage	.906
	Sidy Djitte	12th	Offensive Rebounds/Game	3.80
2017-18	Clemson	20th	Field Goal Percentage Defense	.406
	Clemson	25th	Total Blocks	169
	Elijah Thomas	15th	Total Blocks	79
2018-19	Clemson	24th	Scoring Defense	63.9
	Marcquise Reed	25th	Steals/Game	2.13
	Elijah Thomas	20th	Total Blocks	74
	Elijah Thomas	15th	Field Goal Percentage	.612
2020-21	Clemson	12th	Scoring Defense	61.9
2022-23	Clemson	24th	Field Goal Percentage Defense	40.5
	Clemson	8th	Free Throw Percentage	78.5
	Clemson	15th	Defensive Rebounds Per Game	27.76
	Hunter Tyson	10th	Double-Doubles	16
	Hunter Tyson	15th	Rebounds	325
	Hunter Tyson	2nd	Defensive Rebounds Per Game	8.26
	Hunter Tyson	20th	Rebounds Per Game	9.6

RECORD BY DAY

Day	Home	Away	Neutral	Overall	Win %
Nov. 5	0-1	---	---	0-1	.000
Nov. 7	2-0	---	---	2-0	100.0
Nov. 6	1-0	---	---	1-0	100.0
Nov. 8	1-0	---	---	1-0	100.0
Nov. 9	2-0	---	---	2-0	100.0
Nov. 10	2-0	---	1-0	3-0	100.0
Nov. 11	2-0	0-1	1-0	3-1	75.0
Nov. 12	4-0	2-0	---	6-0	100.0
Nov. 13	4-0	---	---	4-0	100.0
Nov. 14	3-0	---	1-0	4-0	100.0
Nov. 15	5-0	1-0	2-0	8-0	100.0
Nov. 16	1-0	2-0	2-0	5-0	100.0
Nov. 17	4-0	1-0	3-0	8-0	100.0
Nov. 18	3-0	---	1-1	4-1	80.0
Nov. 19	5-1	---	3-2	8-3	72.7
Nov. 20	---	1-0	1-2	2-2	50.0
Nov. 21	6-1	0-1	2-4	8-6	57.1
Nov. 22	0-1	1-0	4-1	5-2	71.4
Nov. 23	4-0	---	1-3	5-3	62.5
Nov. 24	8-0	1-0	3-1	12-1	92.3
Nov. 25	7-0	---	5-1	12-1	92.3
Nov. 26	7-2	1-1	4-3	12-6	66.7
Nov. 27	5-0	---	2-2	7-2	77.7
Nov. 28	11-0	2-0	0-2	13-2	86.7
Nov. 29	10-1	4-0	2-1	16-2	88.9
Nov. 30	11-2	1-2	1-0	13-4	76.5
Dec. 1	10-2	2-5	0-1	12-8	60.0
Dec. 2	13-1	4-4	1-1	18-6	75.0
Dec. 3	13-2	1-8	---	14-10	58.3
Dec. 4	10-5	0-4	1-2	11-11	50.0
Dec. 5	11-3	3-4	---	14-7	66.7
Dec. 6	8-4	2-2	1-0	11-6	64.7
Dec. 7	9-1	2-3	0-1	11-5	68.8
Dec. 8	3-3	2-4	1-2	6-9	40.0
Dec. 9	8-2	0-3	---	8-5	61.5
Dec. 10	5-0	0-4	1-1	6-5	54.5
Dec. 11	7-2	1-2	1-0	9-4	69.2
Dec. 12	4-1	0-5	1-0	5-6	45.5
Dec. 13	5-6	0-1	1-1	6-8	42.8
Dec. 14	14-1	3-2	---	17-3	85.0
Dec. 15	11-4	0-6	---	11-10	52.4
Dec. 16	12-2	7-5	3-1	22-8	73.3
Dec. 17	11-2	8-7	2-1	21-10	67.7
Dec. 18	9-4	5-6	1-1	15-11	57.7
Dec. 19	9-1	4-5	7-3	20-9	68.9
Dec. 20	5-1	1-4	7-2	13-7	65.0
Dec. 21	3-0	4-2	5-5	12-7	63.2
Dec. 22	8-2	4-3	1-3	13-8	61.9
Dec. 23	2-0	1-0	1-2	4-2	66.7
Dec. 25	---	0-1	---	0-1	0.0
Dec. 26	1-0	---	---	1-0	100.0
Dec. 27	1-0	0-2	3-3	4-5	44.4
Dec. 28	5-0	2-6	12-5	19-11	63.3
Dec. 29	6-1	2-1	16-8	24-10	70.6
Dec. 30	9-0	7-4	7-5	23-9	71.9
Dec. 31	2-1	2-0	2-0	6-1	85.7

Day	Home	Away	Neutral	Overall	Win %
Jan. 1	2-0	1-2	---	3-2	60.0
Jan. 2	7-3	1-11	2-0	10-14	41.7
Jan. 3	6-5	4-11	0-1	10-17	37.0
Jan. 4	6-6	9-9	0-1	15-16	48.4
Jan. 5	4-7	7-9	1-1	12-17	41.4
Jan. 6	7-4	1-10	0-1	8-15	34.8
Jan. 7	8-10	6-9	---	14-19	42.4
Jan. 8	7-6	5-8	---	12-14	46.2
Jan. 9	5-7	2-9	---	7-16	30.4
Jan. 10	8-4	6-11	---	14-15	48.3
Jan. 11	11-10	6-11	---	17-21	44.7
Jan. 12	9-8	3-19	---	12-27	30.7
Jan. 13	14-5	1-12	---	15-17	46.9
Jan. 14	10-8	9-6	0-1	19-15	55.9
Jan. 15	9-10	3-10	---	12-20	37.5
Jan. 16	9-7	3-14	---	12-21	36.4
Jan. 17	7-5	5-13	---	12-18	40.0
Jan. 18	14-4	3-8	---	17-12	58.6
Jan. 19	7-10	1-12	---	8-22	26.7
Jan. 20	9-5	1-11	---	10-16	38.5
Jan. 21	8-7	5-8	---	13-15	46.4
Jan. 22	8-4	3-7	---	11-11	50.0
Jan. 23	4-8	3-7	---	7-15	31.8
Jan. 24	8-6	1-11	---	9-17	34.6
Jan. 25	6-5	2-8	---	8-13	38.1
Jan. 26	7-5	4-8	---	11-13	45.8
Jan. 27	9-4	0-8	---	9-12	42.9
Jan. 28	8-6	7-8	---	15-14	51.7
Jan. 29	10-4	4-8	---	14-12	53.8
Jan. 30	12-2	4-6	0-1	16-9	64.0
Jan. 31	7-5	1-15	0-1	8-21	27.6
Feb. 1	11-1-1	6-17	0-1	17-19-1	47.3
Feb. 2	13-6	5-11	---	18-17	51.4
Feb. 3	10-6	3-9	---	13-15	46.4
Feb. 4	11-5	6-9	0-1	17-15	53.1
Feb. 5	5-4	6-12	---	11-16	40.7
Feb. 6	9-8	4-15	---	13-23	36.1
Feb. 7	6-6	7-7	1-0	14-13	51.9
Feb. 8	12-10	4-9	---	16-19	45.7
Feb. 9	6-8	7-8	1-1	14-17	45.2
Feb. 10	6-7	7-14	0-1	13-22	37.1
Feb. 11	3-3	6-7	0-1	9-11	45.0
Feb. 12	9-9	6-13	0-2	16-23	41.0
Feb. 13	9-6	5-7	0-2	14-15	48.3
Feb. 14	18-4	6-15	1-2	25-21	54.3
Feb. 15	14-5	10-9	0-4	24-18	57.1
Feb. 16	10-5	3-13	1-3	14-21	40.0
Feb. 17	12-2	4-8	1-3	17-13	56.7
Feb. 18	8-10	3-13	1-2	12-25	32.4
Feb. 19	3-5	3-13	1-2	7-20	25.9
Feb. 20	7-7	6-12	1-1	14-20	41.2
Feb. 21	10-7	8-14	---	18-21	46.2
Feb. 22	11-4	8-8	---	19-12	61.3
Feb. 23	14-6	3-9	0-1	17-16	51.5
Feb. 24	8-4	4-10	0-3	12-17	41.4
Feb. 25	9-2	4-10	---	13-12	52.0
Feb. 26	6-9	4-3	---	10-12	45.5
Feb. 27	7-3	3-6	0-2	10-11	47.6
Feb. 28	11-3	1-8	2-2	14-13	51.9
Feb. 29	2-0	1-1	0-3	3-4	42.9
March 1	9-2	4-3	1-3	14-8	63.6
March 2	8-1	3-7	2-3	13-11	54.2
March 3	3-2	0-5	3-3	6-10	37.5
March 4	7-1	1-5	3-3	11-9	55.0
March 5	5-2	3-4	1-7	9-13	40.9
March 6	1-1	1-2	3-5	5-8	38.5
March 7	0-1	1-2	1-8	2-11	15.4
March 8	0-1	0-3	5-6	5-10	33.3
March 9	3-0	0-1	2-10	5-11	31.3
March 10	1-0	---	2-5	3-5	37.5
March 11	---	---	2-8	2-8	20.0
March 12	1-2	---	2-3	3-5	37.5
March 13	1-0	---	1-5	2-5	28.6
March 14	1-1	---	2-3	3-4	42.9
March 15	1-1	0-1	3-2	4-4	50.0
March 16	---	1-1	3-0	4-1	80.0
March 17	1-0	1-1	1-1	3-2	60.0
March 18	3-0	0-1	1-1	4-2	66.7
March 19	2-0	---	0-3	2-3	40.0
March 20	---	0-2	0-1	0-3	0.0
March 21	1-0	1-0	0-1	2-1	66.7
March 22	---	0-1	0-1	0-2	0.0

VS. RANKED OPPONENTS

Year	Overall	Top 20	Top 10	Top 5	#1
1951-52	0-2	0-2	0-0	0-0	0-0
1952-53	0-0	0-0	0-0	0-0	0-0
1953-54	0-1	0-1	0-0	0-0	0-0
1954-55	0-5	0-5	0-3	0-2	0-0
1955-56	0-5	0-5	0-3	0-2	0-0
1956-57	1-5	1-5	1-3	0-2	0-1
1957-58	2-5	2-5	1-3	0-2	0-1
1958-59	0-4	0-4	0-4	0-3	0-0
1959-60	0-5	0-5	0-0	0-0	0-0
1960-61	0-4	0-4	0-4	0-2	0-0
1961-62	1-3	1-3	1-2	0-0	0-0
1962-63	0-2	0-2	0-2	0-1	0-0
1963-64	0-3	0-3	0-2	0-1	0-0
1964-65	0-4	0-4	0-2	0-0	0-0
1965-66	0-1	0-1	0-1	0-1	0-1
1966-67	2-0	2-0	1-0	1-0	0-0
1967-68	0-4	0-4	0-4	0-2	0-0
1968-69	0-3	0-3	0-3	0-3	0-0
1969-70	0-8	0-8	0-7	0-4	0-0
1970-71	1-6	1-6	0-2	0-1	0-0
1971-72	1-8	1-8	0-6	0-2	0-0
1972-73	0-8	0-8	0-7	0-3	0-0
1973-74	0-7	0-7	0-7	0-5	0-1
1974-75	3-6	3-6	3-3	2-2	0-0
1975-76	3-6	3-6	2-5	2-3	0-0
1976-77	3-3	3-3	2-3	2-0	0-0
1977-78	3-4	3-4	0-2	0-2	0-0
1978-79	3-4	3-4	2-2	1-1	0-0
1979-80	6-4	6-4	3-1	1-0	1-0
1980-81	2-8	2-8	0-4	0-2	0-1
1981-82	0-8	0-8	0-6	0-5	0-1
1982-83	0-6	0-6	0-4	0-3	0-1
1983-84	2-7	2-7	0-4	0-3	0-3
1984-85	3-5	3-5	2-2	0-1	0-0
1985-86	0-8	0-8	0-7	0-6	0-3
1986-87	1-4	1-4	0-2	0-2	0-1
1987-88	2-5	2-5	1-3	0-1	0-0
1988-89	4-6	2-5	2-3	0-2	0-1
1989-90	3-4	3-4	1-2	1-2	0-0
1990-91	1-7	0-6	0-5	0-0	0-0
1991-92	2-6	1-5	0-4	0-3	0-2
1992-93	3-8	2-6	1-5	0-4	0-1
1993-94	2-6	2-6	1-4	1-4	0-2
1994-95	1-9	1-8	1-5	0-3	0-0
1995-96	4-5	3-5	1-2	0-0	0-0
1996-97	5-5	4-5	3-3	1-2	0-0
1997-98	3-6	2-6	1-6	0-5	0-2
1998-99	1-5	1-5	0-5	0-4	0-1
1999-00	1-6	0-5	0-3	0-3	0-0
2000-01	1-12	1-11	1-8	1-3	1-0
2001-02	2-6	2-5	2-3	1-3	0-2
2002-03	0-6	0-6	0-2	0-1	0-0
2003-04	2-9	2-9	0-3	0-3	0-1
2004-05	1-5	0-5	0-5	0-3	0-1
2005-06	0-3	0-3	0-1	0-1	0-1
2006-07	1-4	0-3	0-1	0-1	0-0
2007-08	1-4	1-4	1-4	1-3	0-2
2008-09	1-4	1-3	1-3	1-2	0-0
2009-10	2-3	2-3	1-2	0-0	0-0
2010-11	1-4	0-3	0-2	0-1	0-0
2011-12	1-3	0-3	0-2	0-0	0-0
2012-13	0-6	0-6	0-4	0-2	0-0
2013-14	1-4	1-4	0-2	0-1	0-1
2014-15	1-6	1-6	0-4	0-3	0-0
2015-16	4-4	3-4	2-2	0-1	0-0
2016-17	1-8	1-7	0-0	0-0	0-0
2017-18	4-5	3-4	0-3	0-2	0-0
2018-19	1-7	1-5	0-3	0-3	0-1
2019-20	3-3	3-2	3-1	2-1	0-0
2020-21	2-1	1-1	0-0	0-0	0-0
2021-22	0-3	0-2	0-2	0-0	0-0
2022-23	1-4	0-2	0-0	0-0	0-0
Totals	100-363	83-333	41-217	18-134	2-31
Pct.	(.216)	(.200)	(.159)	(.118)	(.060)

HONORS & AWARDS

HELMS FOUNDATION ALL-AMERICAN

- 1939 Banks McFadden, C
- 1977 Tree Rollins, C
- 1980 Billy Williams, G
- 1987 Horace Grant, C

CLEMSON HALL OF FAME

- Joe Blalock (1940-41) 1973
 - Trevor Booker (2006-10) 2020
 - Jim Brennan (1961-64) 1983
 - Thomas Brown (1933-37) 1987
 - Dude Buchanan (1938-41) 1991
 - Greg Buckner (1994-98) 2005
 - Elden Campbell (1986-90) 2000
 - Jack Chandler (1920-25) 1984
 - Bobby Conrad (1976-80) 1993
 - Dale Davis (1987-91) 1996
 - Mike Eppley (1980-84) 1990
 - *Bill Foster (1975-84) 2001
 - Eddis Freeman (1943-46) 1998
 - Frank Gillespie (1946-49) 1977
 - Horace Grant (1983-87) 1999
 - Vincent Hamilton (1980-85) 2003
 - Cliff Hammonds (2004-08) 2018
 - Doug Hoffman (1956-59) 1980
 - Bob Jones (1927-30) 1974
 - Randy Mahaffey (1964-67) 1975
 - Grayson Marshall (1984-88) 2009
 - Banks McFadden (1937-40) 1973
 - Terrell McIntyre (1995-99) 2007
 - Larry Nance (1977-81) 1995
 - Carter Newman (1924-27) 1983
 - *Rock Norman (1941-46) 1974
 - Choppy Patterson (1959-63) 1981
 - Dewey Quinn (1943-46) 1994
 - K.C. Rivers (2005-09) 2019
 - Tree Rollins (1973-77) 1987
 - Wallace Roy (1925-26) 1977
 - Edward Scott (1999-03) 2014
 - Johnny Snee (1948-52) 1976
 - Jim Sutherland (1964-67) 1991
 - Billy Williams (1977-80) 2015
 - Sharon Wright (1991-94) 2011
 - Bill Yarborough (1952-57) 1974
 - Vince Yockel (1955-58) 1982
 - Butch Zatezalo (1966-70) 1988
- * - coach only

SOUTH CAROLINA HALL OF FAME

- Larry Nance (1977-81) 2001
- Tree Rollins (1973-77) 2002
- Randy Mahaffey (1964-67) 2003
- Horace Grant (1983-87) 2010
- Dale Davis (1987-91) 2012
- Greg Buckner (1994-98) 2016

AP ALL-AMERICAN

- 1977 Tree Rollins, C (3rd)
- 1980 Billy Williams, G (HM)
- 1987 Horace Grant, C (2nd)
- 1990 Elden Campbell, C (HM)
- 1990 Dale Davis, F (HM)
- 1994 Sharon Wright, C (HM)

ADOLPH RUPP AWARD FINALIST

- 1987 Horace Grant, C

100TH ANNIVERSARY TEAM

- Trevor Booker (2006-10)
- Greg Buckner (1994-98)
- Elden Campbell (1986-90)
- Bobby Conrad (1976-80)
- Dale Davis (1987-91)
- Horace Grant (1983-87)
- Vincent Hamilton (1980-85)
- Cliff Hammonds (2004-08)
- Harold Jamison (1995-99)
- Randy Mahaffey (1964-67)
- Grayson Marshall (1984-88)
- James Mays (2004-08)
- Banks McFadden (1936-40)
- Terrell McIntyre (1995-99)
- Larry Nance (1977-81)
- K.C. Rivers (2005-09)
- Tree Rollins (1973-77)
- Edward Scott (1999-03)
- Will Solomon (1998-01)
- Demontez Stitt (2007-11)
- Chris Whitney (1991-93)
- Billy Williams (1977-80)
- Skip Wise (1974-75)
- Sharon Wright (1991-94)
- Butch Zatezalo (1967-70)

AP COACH OF THE YEAR FINALIST

- 1987 Cliff Ellis
- 1990 Cliff Ellis
- 1997 Rick Barnes

U.S. OLYMPIC TRIALS

- 1976 Tree Rollins, C
- 1980 Larry Nance, F
- 1988 Elden Campbell, C
- 1997 Greg Buckner, F

NABC ALL-STAR GAME

- 1977 Tree Rollins, C
- 1987 Horace Grant, F
- 1990 Elden Campbell, C
- 1991 Dale Davis, F
- 1993 Chris Whitney, G
- 1998 Greg Buckner, G
- 2007 Vernon Hamilton, G
- 2008 Cliff Hammonds, G
- 2018 Gabe DeVoe, G

PAN AMERICAN GAMES

- 1975 Tree Rollins, C

WORLD UNIVERSITY GAMES

- 1989 Dale Davis, C
- 1993 Sharon Wright, C
- 1997 Greg Buckner, F
- 2009 Trevor Booker, F

RETIRED JERSEYS

- #23 Banks McFadden, 1937-40
- #30 Tree Rollins, 1973-77
- #34 Dale Davis, 1987-91

MCDONALD'S HS ALL-AMERICANS

- 1980 Clarke Bynum, F
- 1984 Michael Brown, G
- 1986 Ricky Jones, F
- 1991 Sharon Wright, C
- 2009 Milton Jennings, F

PARADE HS ALL-AMERICANS

- 1974 Skip Wise, G
- 1980 Clarke Bynum, F
- 1991 Sharon Wright, C
- 2009 Milton Jennings, F
- 2014 Gabe DeVoe, G

COLLEGE SLAM DUNK CONTEST

- 2012 Bryan Narcisse, F

ALL-SOUTHERN CONFERENCE

- 1938 Banks McFadden (1st)
- 1939 Banks McFadden (1st)
- 1940 Banks McFadden (1st)
- 1952 Johnny Snee (2nd)

ALL-NCAA REGIONAL

- 1980 Larry Nance (West Region)
- 2018 Gabe DeVoe (Midwest Region)

ALL-NIT

- 1999 Terrell McIntyre
- 2007 K.C. Rivers

ALL-ACC

- 1955 Bill Yarborough, G (2nd)
- 1956 Bill Yarborough, G (2nd)
- Vince Yockel, G (2nd AP)
- 1958 Vince Yockel, G (1st AP)
- 1960 Choppy Patterson, G (1st)
- 1961 Choppy Patterson, G (2nd)
- 1963 Jim Brennan, G (2nd)
- 1964 Jim Brennan, G (2nd)
- 1965 Randy Mahaffey, F (2nd)
- Jim Sutherland, G (2nd)
- 1967 Randy Mahaffey, F (1st)
- Jim Sutherland, G (2nd)
- 1968 Butch Zatezalo, G (2nd)
- 1969 Butch Zatezalo, G (2nd)
- 1970 Butch Zatezalo, G (2nd)
- 1975 Skip Wise, G (1st)
- Tree Rollins; C (2nd)
- 1976 Tree Rollins, C (2nd)
- 1977 Tree Rollins, C (2nd)
- Stan Rome, F (2nd)
- 1980 Billy Williams, G (1st)
- 1981 Larry Nance, C (2nd)
- 1982 Vincent Hamilton, G (2nd)
- 1986 Horace Grant, C (3rd AP)
- 1987 Horace Grant, C (1st)
- 1988 Elden Campbell, C (3rd AP)
- 1989 Elden Campbell, C (2nd)
- Dale Davis, F (3rd AP)
- 1990 Elden Campbell, C (1st)
- Dale Davis, F (1st)
- 1991 Dale Davis, C (2nd)
- 1993 Sharon Wright, C (3rd)
- Chris Whitney, G (3rd)
- 1994 Sharon Wright, C (2nd)
- Devin Gray, F (3rd)
- 1997 Greg Buckner, F (2nd)

- Terrell McIntyre, G (2nd)
- 1998 Greg Buckner, F (2nd)
- Terrell McIntyre, G (3rd)
- 1999 Terrell McIntyre, G (2nd)
- 2000 Will Solomon, G (1st)
- 2001 Will Solomon, G (2nd)
- 2002 Edward Scott, G (3rd)
- 2003 Edward Scott, G (1st)
- 2005 Sharrod Ford, C (3rd)
- 2008 K.C. Rivers, G/F (2nd)
- Cliff Hammonds, G (3rd)
- 2009 Trevor Booker, F (2nd)
- 2010 Trevor Booker, F (1st)
- 2011 Demontez Stitt, G (3rd)
- 2013 Devin Booker, F/C (3rd)
- 2014 K.J. McDaniels, F (1st)
- 2016 Jaron Blossomgame, F (1st)
- 2017 Jaron Blossomgame, F (3rd)
- 2018 Marquise Reed, G (2nd)
- 2019 Marquise Reed, G (3rd)
- 2020 Aamir Simms, F (3rd)
- 2021 Aamir Simms, F (2nd)
- 2023 Hunter Tyson, F (1st)
- PJ Hall, C (3rd)

NABC ALL-DISTRICT

- 1964 Jim Brennan, G (3rd)
- 1966 Randy Mahaffey, F (3rd)
- 1967 Jim Sutherland, G (3rd)
- 1975 Tree Rollins, C (2nd)
- 1976 Tree Rollins, C (2nd)
- 1977 Tree Rollins, C (1st)
- 1979 Larry Nance, C (2nd)
- 1980 Billy Williams, G (1st)
- Larry Nance, C (2nd)
- 1981 Larry Nance, C (2nd)
- 1982 Vincent Hamilton, G (2nd)
- 1987 Horace Grant, F (1st)
- 1989 Elden Campbell, C (2nd)
- 1990 Elden Campbell, C (1st)
- Dale Davis, F (2nd)
- 1991 Dale Davis, F (2nd)
- 1993 Sharon Wright, C (2nd)
- 1994 Sharon Wright, C (2nd)
- 1997 Greg Buckner, F (1st)
- 1998 Greg Buckner, F (2nd)
- 1999 Terrell McIntyre, G (1st)
- 2000 Will Solomon, G (1st)
- 2001 Will Solomon, G (2nd)
- 2003 Edward Scott, G (2nd)
- 2007 James Mays, F (2nd)
- 2008 Cliff Hammonds, G (1st)
- K.C. Rivers, G/F (2nd)
- 2009 Trevor Booker, F (2nd)
- 2010 Trevor Booker, F (2nd)
- 2014 K.J. McDaniels, F (1st)
- 2016 Jaron Blossomgame, F (2nd)
- 2018 Marquise Reed, G (2nd)
- 2021 Aamir Simms, F (2nd)
- 2023 Hunter Tyson, F (1st)

ALL-ACC DEFENSIVE

- 2006 Vernon Hamilton, G
- 2009 Trevor Booker, F
- 2010 Trevor Booker, F
- 2011 Jerai Grant, F/C
- 2012 Andre Young, G
- 2014 K.J. McDaniels, F
- 2016 Landry Nnoko, C
- 2018 Elijah Thomas, C
- 2019 Elijah Thomas, C

ALL-ACC FRESHMAN

- 1995 Greg Buckner, F
- 1996 Terrell McIntyre, G
- 1997 Vincent Whitt, F
- 2001 Tony Stockman, G
- Chris Hobbs, F
- 2005 Cliff Hammonds, G

ALL-SoCON TOURNAMENT

- 1935 Alex Swails (2nd)
- 1936 Tom Brown (2nd)
- 1938 Banks McFadden (1st)
- Ed Kitchens (1st)
- 1939 Banks McFadden (1st)
- Jack Bryce (2nd)
- 1940 Banks McFadden (1st)
- 1952 Johnny Snee (2nd)
- 1955 Bill Yarborough, G (2nd)
- 1961 Choppy Patterson, G (2nd)
- 1962 Jim Brennan, G (1st)
- 1964 Nick Milasnovich, G (2nd)
- 1967 Randy Mahaffey, F (2nd)
- 1975 Skip Wise, G (1st)
- 1976 Stan Rome, F (2nd)

ALL-ACC TOURNAMENT

- 1995 Bill Yarborough, G (2nd)
- 1961 Choppy Patterson, G (2nd)
- 1962 Jim Brennan, G (1st)
- 1964 Nick Milasnovich, G (2nd)
- 1967 Randy Mahaffey, F (2nd)
- 1975 Skip Wise, G (1st)
- 1976 Stan Rome, F (2nd)



GABE DEVOE BECAME JUST THE SECOND TIGER IN HISTORY TO EARN NCAA ALL-REGION IN 2018.

- 1980 Billy Williams, G (2nd)
- 1981 Larry Nance, C (2nd)
- 2000 Murray Jarman, C (2nd)
- 1990 Dale Davis, F (2nd)
- 1993 Sharon Wright, C (2nd)
- Chris Whitney, G (2nd)
- 1996 Greg Buckner, G (1st)
- 1998 Terrell McIntyre, G (1st)
- 2005 Shawan Robinson, G (2nd)
- 2008 Trevor Booker, F/C (1st)
- K.C. Rivers, G/F (1st)
- Cliff Hammonds, G (2nd)
- James Mays, F (2nd)
- 2011 Demontez Stitt, G (1st)
- 2018 Shelton Mitchell, G (2nd)

ACC PLAYER OF THE WEEK

- 1970 Butch Zatezalo, G
- 1971 Dickie Foster, F
- 1972 David Angel, C
- 1975 Tree Rollins, C
- 1977 Tree Rollins, C
- Stan Rome, F
- Derrick Johnson, G
- 1978 Colon Abraham, F
- 1979 Larry Nance, F
- 1980 Billy Williams, G
- 1981 Chris Dodds, G
- 1983 Marc Campbell, G
- 1985 Vincent Hamilton, G
- 1987 Horace Grant, C (2)
- 1988 Elden Campbell, C
- 1989 Dale Davis, F (2)
- 1990 Elden Campbell, C
- Dale Davis, F
- 1993 Sharon Wright, C
- Chris Whitney, G
- 1994 Andre Bovain, G
- 1997 Greg Buckner (Co-Player), F
- 1998 Greg Buckner, G
- 1999 Terrell McIntyre, G (2)
- 2000 Will Solomon, G (3)
- 2002 Edward Scott, G
- 2003 Edward Scott, G (2)
- 2006 Akin Akingbala (Co-Player), C
- 2008 Trevor Booker, F/C
- K.C. Rivers (Co-Player), G/F
- 2009 Trevor Booker, F
- K.C. Rivers, G/F (2)
- Trevor Booker (Co-Player), F
- 2010 Jerai Grant, F/C
- 2015 Jordan Roper, G
- 2016 Jaron Blossomgame, F
- 2018 Marquise Reed, G

- Gabe DeVoe, G
- 2020 Aamir Simms, F
- 2023 Hunter Tyson, F (2)

ACC ROOKIE OF THE WEEK

- 1971 David Angel, C
- 1972 Dennis Odle, F (2)
- Mike Browning, F
- Jeff Reisinger, F
- 1974 Tree Rollins, C (3)
- Skip Wise, G (3)
- Stan Rome, F
- Greg Coles, G (2)
- 1977 Chubby Wells, F
- 1979 Bill Ross, F
- 1980 Fred Gilliam, F
- 1981 Vincent Hamilton, G
- Clarke Bynum, G
- 1983 Anthony Jenkins, F
- 1984 Horace Grant, F
- 1985 Grayson Marshall, G (3)
- 1986 Michael Best, G
- 1987 Elden Campbell, C
- 1988 Dale Davis, F
- 1989 David Young, G
- 1992 Sharon Wright, C
- Devin Gray, F
- 1995 Greg Buckner, F (3)
- 1996 Terrell McIntyre, G (2)
- Harold Jamison, C
- Tony Christie, F
- 1997 Vincent Whitt, F (2)
- 1999 Will Solomon, G
- 2001 Tony Stockman, G
- Chey Christie, G
- 2005 Cliff Hammonds, G (4)
- Cheyenne Moore, F
- 2006 Julius Powell, F
- 2007 Trevor Booker, C
- 2008 Terrence Oglesby, G (2)
- 2014 Jaron Blossomgame, F

ACC ACADEMIC HONOR ROLL

- 1962 Nick Milasnovich
- 1964 George Benedict
- Nick Milasnovich
- 1965 Randy Mahaffey
- Jim Sutherland
- 1966 Randy Mahaffey
- Jim Sutherland
- Curt Eckard
- Ken Gardner
- Randy Mahaffey
- Richie Mahaffey



HONORS & AWARDS

- 1968 Jim Sutherland
Mike Faer
Stan Goldfarb
Tripp Jones
- 1969 Mike Faer
- 1972 Terrell Suit
- 1973 Bud Martin
- 1974 Andy Butchko
- 1975 Bruce Harman
- 1976 Andy Butchko
Bruce Harman
Bobby Conrad
- 1977 Bobby Conrad
- 1978 Bobby Conrad
- 1979 Bob Fuzy
Bobby Conrad
Marvin Key
- 1980 Bobby Conrad
Chris Dodds
Marvin Key
- 1981 Chris Dodds
- 1982 Chris Dodds
Marc Campbell
Mike Eppley
- 1983 Marc Campbell
Mike Eppley
- 1984 Ed Bleyнат
Clarke Bynum
Mike Eppley
- 1986 Chris Couch
- 1988 Donnell Bruce
- 1992 George Kelada
Todd Logue
Lou Richie
- 1994 Frank Tomera
- 1995 Geoff Gardner
Bruce Martin
- 1996 Tom Wideman
- 1997 Tom Wideman
- 1998 Tom Wideman
- 1999 Tom Wideman
Adam Allenspach
- 2000 Adam Allenspach
Pasha Bains
Walker Holt
Jeremy Shyatt
J.D. Powell
- 2001 Pasha Bains
Walker Holt
Beau Shay
- 2002 Jermel Douglas
- 2003 Julian Betko
Jermel Douglas
Shawan Robinson
Beau Shay
- 2004 Akin Akingbala
Shawan Robinson
- 2005 Shawan Robinson
- 2006 Cliff Hammonds
Matt Morris
Shawan Robinson
Jesse Yanutola
- 2007 Cliff Hammonds
Matt Morris
Sam Perry
Chris Poole
A.J. Tyler
Jesse Yanutola
- 2008 Jonah Baize
Cliff Hammonds
- 2009 Jonah Baize
Tanner Smith
Jesse Yanutola
- 2010 Zavier Anderson
Jonah Baize
Tanner Smith
Andre Young
- 2011 Jonah Baize
Tanner Smith
Andre Young
- 2012 Catalin Baciu
Carson Fields
Tanner Smith
Andre Young
Carson Fields
Jordan Roper
- 2014 Ibrahim Djambo
Carson Fields
- 2015 Austin Ajukwa
Gabe DeVoe
Avry Holmes
Riley McGillan
Jordan Roper
- 2016 Gabe DeVoe
Riley McGillan
Legend Robertin
Jordan Roper
- 2017 Sidy Djitte
Isaac Fields
Riley McGillan
- 2018 Mark Donnal
Isaac Fields
Marcquise Reed

- 2019 Lyles Davis
Parker Fox
Trey Jemison
John Newman III
Aamir Simms
- 2020 Al-Amir Dawes
Paul Grinde
Alex Hemenway
Wells Hoag
Nick Honor
Trey Jemison
O'Neil McBride
John Newman III
Curran Scott
Aamir Simms
Hunter Tyson
- 2021 Jonathan Baehre
Nick Honor
John Newman III
Olivier-Maxence Prosper
Aamir Simms
Hunter Tyson
- 2022 Naz Bohannon
David Collins
Al-Amir Dawes
PJ Hall
Alex Hemenway
Nick Honor
Donnell Bruce
Parker Fox
Ben Middlebrooks
Daniel Nauseef
Ian Schieffelin
Hunter Tyson
- 2023 Josh Beadle
Brevin Galloway
Alex Hemenway
Chase Hunter
Daniel Nauseef
Jack Nauseef
Ian Schieffelin
Hunter Tyson

CoSIDA ACADEMIC ALL-DISTRICT

- 1998 Tom Wideman, C
- 1999 Tom Wideman, C
- 2005 Shawan Robinson, G
- 2008 Cliff Hammonds, G
- 2010 Tanner Smith, G
- 2011 Tanner Smith, G
- 2012 Tanner Smith, G
- 2023 Hunter Tyson, F

ACADEMIC ALL-AMERICAN

- 1967 Jim Sutherland (3rd)
- 1968 Richie Mahaffey
- 1980 Bobby Conrad (3rd)
- 2023 Hunter Tyson (3rd)

ALL-ACC ACADEMIC TEAM

- 1963 Jim Brennan, G

- 1964 Jim Brennan, G
- 1965 Randy Mahaffey, F
- 1966 Randy Mahaffey, F
Jim Sutherland, G
- 1967 Randy Mahaffey, F
Jim Sutherland, G (2nd)
- 1969 Trip Jones, F
- 1973 Terrell Suit, G
- 1976 Bruce Harman, G
- 1978 Bobby Conrad, G
- 1979 Bobby Conrad, G
- 1980 Bobby Conrad, G
- 1981 Chris Dodds, G
- 1982 Mike Eppley, G
Marc Campbell, G
Chris Dodds, G
- 1983 Mike Eppley, G
Marc Campbell, G
- 1984 Mike Eppley, G
Marc Campbell, G
Clarke Bynum, G
Ed Bleyнат, C
- 1987 Chris Couch, G
- 1988 Donnell Bruce, G
- 1991 Colby Brown, F
- 1993 Lou Richie, G
- 1994 Frank Tomera, C
- 1997 Tom Wideman, C
- 1998 Tom Wideman, C
- 1999 Tom Wideman, C
Adam Allenspach, C
- 2000 Adam Allenspach, C
- 2001 Pasha Bains, G
- 2003 Julian Betko, G
Shawan Robinson, G
Akin Akingbala, C
Shawan Robinson, G
- 2004 Cliff Hammonds, G
Shawan Robinson, G
- 2005 Cliff Hammonds, G
Shawan Robinson, G
- 2006 Shawan Robinson, G
Cliff Hammonds, G
Matt Morris, F
A.J. Tyler, F
- 2008 Cliff Hammonds, G
- 2009 Tanner Smith, G
- 2010 Tanner Smith, G
Andre Young, G
- 2011 Tanner Smith, G
- 2012 Devin Coleman, G
T.J. Sapp, G
Tanner Smith, G
Andre Young, G
- 2013 Jordan Roper, G
- 2015 Jordan Roper, G
- 2016 Gabe DeVoe, G
Jordan Roper, G
Gabe DeVoe, G
- 2017 Gabe DeVoe, G
Avry Holmes, G
- 2018 Gabe DeVoe, G
Elijah Thomas, F
- 2019 Aamir Simms, F
- 2020 John Newman III, G
Aamir Simms, F
Hunter Tyson, F
- 2021 Jonathan Baehre

- Nick Honor
John Newman III
Olivier-Maxence Prosper
Aamir Simms
Hunter Tyson
- 2022 Hunter Tyson, F
David Collins, G
Nick Honor, G
- 2023 RJ Godfrey, F
Brevin Galloway, G
Ian Schieffelin, F
Hunter Tyson, F

JAMES WEAVER AWARD

- (ACC Student Athlete of the Year)*
1967 Jim Sutherland, G
1980 Bobby Conrad, G
1999 Tom Wideman, C

SKIP PROSSER AWARD

- (ACC Scholar Athlete of the Year)*
2008 Cliff Hammonds, G
2021 Aamir Simms, F
2023 Hunter Tyson, F

WEAVER-JAMES-CORRIGAN AWARD

- (ACC Postgraduate Scholarship)*
2012 Tanner Smith, G
2016 Jordan Roper, G

NCAA POSTGRADUATE SCHOLARSHIP

- 1967 Jim Sutherland
1980 Bobby Conrad
1999 Tom Wideman

NORRIS MEDAL

- (Clemson's Outstanding Student)*
1932 Pat Calhoun
1967 Jim Sutherland
1980 Bobby Conrad

DISTINGUISHED SERVICE AWARD

- (Clemson Alumni Association)*
1962 Pat Calhoun
1966 Banks McFadden
2004 Jim Sutherland
2015 Bobby Conrad

FRANK HOWARD AWARD

- (Bringing Honor to Clemson)*
1977 Tree Rollins, C
1984 Mike Eppley, G
1985 Vincent Hamilton, G
1987 Horace Grant, C

ITPAY ATHLETE OF THE YEAR

- 1991 Dale Davis, C
2008 Cliff Hammonds, G
2012 Tanner Smith, G
2014 K.J. McDaniels, F
2018 Gabe DeVoe, G

ACC PLAYER OF THE YEAR

- 1987 Horace Grant, C

ACC DEFENSIVE PLAYER OF THE YEAR

- 2014 K.J. McDaniels, F

ACC ROOKIE OF THE YEAR

- 1995 Greg Buckner, F

ACC MOST IMPROVED

- 2016 Jaron Blossomgame, F

ACC COACH OF THE YEAR

- 1987 Cliff Ellis
1990 Cliff Ellis

PAUL BOWIE AWARD

(Presented by the family of the late Paul Bowie to the MVP)

- 1971 Dave Thomas, G
- 1972 Bud Martin, G
- 1974 Tree Rollins, C
- 1975 Wayne Croft, F
Tree Rollins, C
- 1976 Tree Rollins, C
- 1977 Tree Rollins, C
- 1978 Derrick Johnson, G
- 1979 Billy Williams, G
- 1980 Billy Williams, G
- 1981 Larry Nance, F
- 1982 Vincent Hamilton, G
- 1983 Raymond Jones, C
- 1984 Murray Jarman, C
- 1985 Vincent Hamilton, G
- 1986 Horace Grant, C
- 1987 Horace Grant, C
- 1988 Grayson Marshall, G
- 1989 Elden Campbell, C
Derrick Forrest, F
- 1990 Elden Campbell, C
- 1991 Dale Davis, C
- 1992 Chris Whitney, G
- 1993 Chris Whitney, G
- 1994 Andre Bovain, G
- 1995 Merl Code, G
- 1996 Greg Buckner, F
Terrell McIntyre, G
Greg Buckner, F
Terrell McIntyre, G
- 1997 Greg Buckner, F
Terrell McIntyre, G
- 1998 Greg Buckner, G
Terrell McIntyre, G
- 1999 Terrell McIntyre, G
- 2000 Will Solomon, G
- 2001 Will Solomon, G
- 2002 Edward Scott, G
- 2003 Edward Scott, G
- 2004 Sharrod Ford, C
- 2005 Sharrod Ford, C
- 2006 Akin Akingbala, C
- 2007 Cliff Hammonds, G
K.C. Rivers, G/F
- 2008 Cliff Hammonds, G
- 2009 Trevor Booker, F
- 2010 Trevor Booker, F



GABE DeVOE AND ELIJAH THOMAS WERE NAMED TO THE ALL-ACC ACADEMIC TEAM IN 2018.

HONORS & AWARDS

AAMIR SIMMS TAKING A SELFIE WITH PRESIDENT JIM CLEMENTS AT THE WORLD UNIVERSITY GAMES GOLD MEDAL BANQUET



- 2011 Demontez Stitt, G
- Jerai Grant, F/C
- 2012 Tanner Smith, G
- Andre Young, G
- 2013 Devin Booker, F/C
- 2014 K.J. McDaniels, F
- 2015 Rod Hall, G
- 2016 Jaron Blossomgame, F
- 2017 Jaron Blossomgame, F
- 2018 Gabe DeVoe, G
- Marcquise Reed, G
- 2019 Marcquise Reed, G
- 2020 Aamir Simms, F
- 2021 Aamir Simms, F

COLUMBIA CLUB AWARD
(Presented by the Greater Columbia Clemson Club to the player with best field goal %)

- 1974 Tree Rollins (54.3)
- 1975 Stan Rome (52.8)
- 1976 Stan Rome (55.7)
- 1977 Tree Rollins (58.0)
- 1978 Chubby Wells (56.1)
- 1979 Billy Williams (52.7)
- 1980 John Campbell (58.0)
- 1981 Larry Nance (57.5)
- 1982 Horace Wyatt (60.1)
- 1983 Murray Jarman (52.34)
- 1984 Murray Jarman (56.9)
- 1985 Raymond Jones (58.8)
- 1986 Horace Grant (58.4)
- 1987 Harold Jamison (65.6)
- 1988 Elden Campbell (62.9)
- 1989 Dale Davis (67.0)
- 1990 Dale Davis (62.5)
- 1991 Ricky Jones (54.7)
- 1992 Corey Wallace (53.8)
- 1993 Sharone Wright (56.7)
- 1994 Devin Gray (57.2)
- 1995 Greg Buckner (52.6)
- 1996 Harold Jamison (51.9)
- 1997 Harold Jamison (59.7)
- 1998 Harold Jamison (59.2)
- 1999 Harold Jamison (67.4)
- 2000 Ray Henderson (52.8)
- 2001 Chris Hobbs (56.6)
- 2002 Sharrod Ford (60.6)
- 2003 Sharrod Ford (56.4)
- 2004 Akin Akingbala (60.6)
- 2005 Akin Akingbala (59.4)
- 2006 Akin Akingbala (57.6)
- 2007 Trevor Booker (60.2)
- 2008 Trevor Booker (55.5)
- 2009 Trevor Booker (57.1)
- 2010 Jerai Grant (63.2)

ANDERSON TIP-OFF AWARD
(Presented by the Anderson Tip-Off club to the honorary captains)

- 1972 Bo Hawkins
- 1973 Bud Martin
- 1974 Jeff Reisinger
- Terrell Suit
- 1975 Wayne Croft
- Van Gregg
- 1976 Bruce Harman
- Tree Rollins
- 1977 Dave Brown
- John Franken
- Tree Rollins
- 1978 Colon Abraham
- Jim Howell
- Stan Rome
- 1979 Derrick Johnson
- Marvin Dickerson
- 1980 Bob Fuzy
- Billy Williams
- Bobby Conrad
- John Campbell
- 1981 Larry Nance
- Keith Walker
- 1982 Horace Wyatt
- Chris Dodds
- Marvin Key
- Bill Ross
- 1983 Fred Gilliam
- 1984 Mike Eppley
- Marc Campbell
- Murray Jarman
- Clarke Bynum
- 1985 Vincent Hamilton
- Raymond Jones
- Ed Bynum
- 1986 Glen McCants
- Glenn Corbit
- Chris Michael
- 1987 Horace Grant
- Michael Tait
- Anthony Jenkins
- Larry Middleton
- Jeff Holstein
- Chris Couch
- 1988 Grayson Marshall
- 1989 Jerry Pryor
- 1990 Elden Campbell
- Marion Cash
- Derrick Forrest
- Kirkland Howling
- 1991 Colby Brown
- Donnell Bruce
- Dale Davis

- Ricky Jones
- Sean Tyson
- 1992 Chris Whitney
- Andre Bovain
- 1993 Chris Whitney
- Wayne Buckingham
- 1994 Corey Wallace
- 1995 Bruce Martin
- 1996 Merl Code
- Bill Harder
- 1997 Merl Code
- Bill Harder
- 1998 Greg Buckner
- 1999 Tony Christie
- Terrell McIntyre
- Harold Jamison
- Tom Wideman
- 2000 Andrius Jurkunas
- 2001 Will Solomon
- Adam Allenspach
- 2002 Edward Scott
- 2003 Ray Henderson
- Edward Scott
- 2004 Chris Hobbs
- 2005 Sharrod Ford
- Olu Babalola
- 2006 Akin Akingbala
- Steve Allen
- Shawan Robinson
- 2007 Vernon Hamilton
- Cliff Hammonds
- 2008 Cliff Hammonds
- 2009 K.C. Rivers
- 2010 Trevor Booker
- Demontez Stitt

GREENVILLE TIP-OFF AWARD
(Presented to leading rebounder)

- 1971 David Angel (180)
- 1972 David Angel (253)
- 1974 Tree Rollins (316)
- 1975 Tree Rollins (328)
- 1976 Tree Rollins (308)
- 1977 Tree Rollins (359)
- 1978 John Campbell (195)
- 1979 Larry Nance (210)
- 1980 Larry Nance (259)
- 1981 Larry Nance (237)
- 1982 Horace Wyatt (187)
- 1983 Raymond Jones (219)
- 1984 Murray Jarman (149)
- 1985 Vincent Hamilton (200)
- 1986 Horace Grant (357)
- 1987 Horace Grant (299)
- 1988 Dale Davis (223)
- 1989 Dale Davis (258)

- 1990 Dale Davis (395)
- 1991 Dale Davis (340)
- 1992 Sharone Wright (227)
- 1993 Sharone Wright (314)
- 1994 Sharone Wright (362)
- 1995 Greg Buckner (165)
- 1996 Harold Jamison (172)
- 1997 Harold Jamison (187)
- 1998 Harold Jamison (232)
- 1999 Harold Jamison (346)
- 2000 Adam Allenspach (206)
- 2001 Chris Hobbs (190)
- 2002 Ray Henderson (265)
- 2003 Sharrod Ford (191)
- 2004 Sharrod Ford (202)
- 2005 Sharrod Ford (261)
- 2006 Akin Akingbala (243)
- 2007 Trevor Booker (232)
- James Mays (232)
- 2008 Trevor Booker (249)
- 2009 Trevor Booker (311)
- 2010 Trevor Booker (268)

ACADEMIC EXCELLENCE AWARD
(The Academic Award is given by the Fort Hill Clemson Club to the player who has the best cumulative grade-point average)

- 1985 Ed Bynum
- 1986 Grayson Marshall
- 1987 Chris Couch
- 1988 Donnell Bruce
- Dale Davis
- 1989 Kirkland Howling
- 1990 Shawn Lastinger
- 1991 Ricky Jones
- 1992 George Kelada
- 1993 Bruce Martin
- 1994 Wayne Buckingham
- Byron Morris
- 1995 Ron Budde
- 1996 Tom Wideman
- 1997 Tom Wideman
- 1998 Tom Wideman
- 1999 Tom Wideman
- 2000 Adam Allenspach
- 2001 Adam Allenspach
- Pasha Bains
- 2002 Walker Holt
- 2003 Walker Holt
- 2004 Shawan Robinson
- 2005 Shawan Robinson
- 2006 Shawan Robinson
- 2007 Jesse Yanutola
- 2008 Jesse Yanutola
- 2009 Jonah Baize

- 2010 Tanner Smith
- 2011 Jonah Baize
- 2012 Tanner Smith
- 2013 Carson Fields
- 2014 Carson Fields
- 2015 Riley McGillan
- 2016 Riley McGillan
- 2017 Gabe DeVoe
- 2018 Lyles Davis
- 2019 Aamir Simms
- 2020 Hunter Tyson
- 2021 Aamir Simms

FLORENCE COUNTY AWARD

(Presented by the Florence County Clemson Club to the player with the most assists)

- 1974 Jeff Reisinger (45)
- 1975 Jo Jo Bethea (81)
- 1976 Derrick Johnson (98)
- 1977 Derrick Johnson (169)
- 1978 Derrick Johnson (132)
- 1979 Bobby Conrad (101)
- 1980 Bobby Conrad (157)
- 1981 Chris Dodds (187)
- 1982 Mike Eppley (89)
- 1983 Marc Campbell (124)
- 1984 Marc Campbell (104)
- 1985 Grayson Marshall (192)
- 1986 Grayson Marshall (262)
- 1987 Grayson Marshall (221)
- 1988 Grayson Marshall (182)
- 1989 Marion Cash (161)
- 1990 Marion Cash (174)
- 1991 David Young (100)
- 1992 Chris Whitney (161)
- 1993 Chris Whitney (193)
- 1994 Lou Richie (182)
- 1995 Merl Code (111)
- 1996 Terrell McIntyre (90)
- 1997 Terrell McIntyre (145)
- 1998 Terrell McIntyre (154)
- 1999 Terrell McIntyre (188)
- 2000 Will Solomon (95)
- 2001 Edward Scott (127)
- 2002 Edward Scott (238)
- 2003 Edward Scott (161)
- 2004 Vernon Hamilton (91)

UNION COUNTY AWARD

(Presented to the player with the most assists)

- 2005 Shawan Robinson (94)
- 2006 Cliff Hammonds (105)



HONORS & AWARDS

- 2007 Cliff Hammonds (147)
- 2008 Cliff Hammonds (133)
- 2009 Demontez Stitt (121)
- 2010 Demontez Stitt (94)

CLEMSON TIP-OFF CLUB

(Presented by Clemson Tip-Off Club to best defensive player)

- 1971 Dickie Foster
- 1972 Bud Martin

SPARTANBURG TIP-OFF CLUB

(Presented by Spartanburg Tip-Off Club to best defensive player)

- 1971 Dickie Foster
- 1972 Bud Martin
- 1974 Tree Rollins
- 1975 Stan Rome
- 1976 Stan Rome
- 1977 Stan Rome
- 1978 Marvin Dickerson
- 1979 Marvin Dickerson
- 1980 Horace Wyatt
- 1981 Raymond Jones
- 1982 Vincent Hamilton
- 1983 Raymond Jones
- 1984 Raymond Jones
- 1985 Vincent Hamilton
- 1986 Glen McCants
- 1987 Horace Grant
- 1988 Grayson Marshall
- 1989 Derrick Forrest
- 1990 Derrick Forrest
- 1991 Andre Bovain
- 1992 Andre Bovain
- 1993 Devin Gray
- 1994 Andre Bovain
- 1995 Iker Iturbe
- 1996 Tom Wideman
- 1997 Tom Wideman
- 1998 Greg Buckner
- 1999 Tom Wideman
- 2000 Andrius Jurkunas
- 2001 Edward Scott

- 2002 none chosen
- 2003 Olu Babalola
- 2004 Sharrod Ford
- 2005 Sharrod Ford
- 2006 Vernon Hamilton
- 2007 Cliff Hammonds
- 2008 James Mays
- 2009 Demontez Stitt
- 2010 David Potter

GREENWOOD COUNTY AWARD

(Presented by the Greenwood County Clemson Club to

the player with the best free throw percentage)

- 1972 Terrell Suit (75.3)
- 1973 Bud Martin (84.2)
- 1974 Jeff Reisinger (81.5)
- 1975 Skip Wise (75.4)
- 1976 Dave Brown (79.8)
- 1977 Derrick Johnson (88.7)
- 1978 Greg Coles (78.2)
- 1979 Bobby Conrad (80.6)
- 1980 Fred Gilliam (84.4)
- 1981 Fred Gilliam (85.1)
- 1982 Fred Gilliam (82.9)
- 1983 Anthony Jenkins (88.2)
- 1984 Anthony Jenkins (84.4)
- 1985 Vincent Hamilton (80.3)
- 1986 Larry Middleton (75.0)
- 1987 Larry Middleton (77.6)
- 1988 Tim Kincaid (85.6)
- 1989 Tim Kincaid (77.3)
- 1990 Kirkland Howling (70.8)
- 1991 David Young (83.3)
- 1992 Chris Whitney (76.7)
- 1993 Chris Whitney (80.2)
- 1994 Merl Code (80.9)
- 1995 Bruce Martin (87.5)
- 1996 Terrell McIntyre (79.2)
- 1997 Merl Code (80.7)
- 1998 Terrell McIntyre (77.9)
- 1999 Terrell McIntyre (79.0)
- 2000 Pasha Bains (77.8)
- 2001 Tony Stockman (83.6)

- 2002 Jamar McKnight (75.0)
- 2003 Tomas Nagys (73.9)
- 2003 Edward Scott (73.9)
- 2004 Olu Babalola (75.3)
- 2004 Shawan Robinson (75.3)

LANCASTER COUNTY AWARD

(Presented to the player with the best free throw percentage)

- 2005 Shawan Robinson (83.7)
- 2006 Shawan Robinson (91.3)
- 2007 K.C. Rivers (73.5)

GREATER GREENWOOD AWARD

(Presented to the player with the best free throw percentage)

- 2008 Terrence Oglesby (85.1)
- 2009 Terrence Oglesby (84.5)
- 2010 Andre Young (80.0)

JAMES R. MORROW AWARD

(Presented by the James Morrow family to the most improved player)

- 1971 Pete Weddell
- 1972 Mike Browning
- 1974 Wayne Croft
- 1975 Jo Jo Bethea
- 1976 Marvin Dickerson
- 1977 Colon Abraham
- 1978 John Campbell
- 1979 Bobby Conrad
- 1980 Fred Gilliam
- 1981 Vincent Hamilton
- 1982 Mike Eppley
- 1983 Dave Shaffer
- 1983 Murray Jarman
- 1984 Anthony Jenkins
- 1985 Glen McCants
- 1986 Glenn Corbit
- 1987 Michael Tait
- 1988 Elden Campbell
- 1989 Dale Davis
- 1990 Marion Cash
- 1991 Colby Brown
- 1992 Ryan Amestoy

- 1993 Bruce Martin
- 1994 Jeff Brown
- 1995 Andy Kelly
- 1996 Tony Christie

TOM LYNCH AWARD

(Presented to the most improved player)

- 1997 Mohamed Woni
- 1998 Mohamed Woni
- 1999 Adam Allenspach
- 2000 Chucky Gilmore
- 2001 Tomas Nagys
- 2002 Jamar McKnight
- 2003 Chey Christie
- 2004 Akin Akingbala
- 2005 Vernon Hamilton
- 2006 Steve Allen
- 2007 K.C. Rivers
- 2008 David Potter
- 2009 Jerai Grant
- 2010 Jerai Grant
- 2011 Zavier Anderson
- 2012 Catalin Baciu
- 2013 K.J. McDaniels
- 2014 Landry Nnoko
- 2015 Jaron Blossomgame
- 2016 Sidy Djitte
- 2017 Lyles Davis
- 2018 Elijah Thomas
- 2019 David Skara
- 2020 John Newman III
- 2021 Clyde Trapp

SUMTER COUNTY AWARD

(Presented to the player exhibiting the most hustle)

- 1971 Bud Martin
- 1974 Van Gregg
- 1975 Wayne Croft
- 1976 Bruce Harman
- 1977 John Franken
- 1978 Stan Rome
- 1979 Bobby Conrad
- 1980 Bobby Conrad

- 1981 Vincent Hamilton
- 1982 Marc Campbell
- 1983 Mike Eppley
- 1984 Marc Campbell
- 1985 Vincent Hamilton
- 1986 Chris Michael
- 1987 Jeff Holstein
- 1988 Jerry Pryor
- 1989 Jerry Pryor
- 1990 Derrick Forrest
- 1991 Dale Davis
- 1991 Donnell Bruce
- 1992 Kevin Hines
- 1993 Byron Morris
- 1994 Andre Bovain
- 1995 Bill Harder
- 1996 Brian Chester
- 1997 Brian Chester
- 1998 Bill Harder
- 1998 Terrell McIntyre
- 1999 Terrell McIntyre
- 2000 Edward Scott
- 2001 Tomas Nagys
- 2002 Olu Babalola
- 2003 Tomas Nagys
- 2004 Chris Hobbs

AIKEN COUNTY AWARD

(Presented to the player demonstrating the most effort)

- 2005 Cliff Hammonds
- 2006 Cliff Hammonds
- 2007 Cliff Hammonds
- 2008 Matt Morris
- 2009 Bryan Narcisse
- 2010 Tanner Smith

TIGER STRENGTH AWARD

- 2005 Cliff Hammonds
- 2006 Akin Akingbala
- 2007 Cliff Hammonds
- 2008 Cliff Hammonds
- 2009 Catalin Baciu
- 2010 Noel Johnson
- 2011 Catalin Baciu
- 2012 Bernard Sullivan
- 2013 Jordan Roper
- 2014 Sidy Djitte
- 2015 Jaron Blossomgame
- 2016 Donte Grantham
- 2017 David Skara
- 2018 Gabe DeVoe
- 2019 Lyles Davis
- 2020 Trey Jemison
- 2021 Chase Hunter

AIR FORCE ROTC AWARD

(Presented to the player who best exhibits the core values of the Air Force, as demonstrated by his integrity, service before self and excellence in all he does)

- 2005 Cliff Hammonds
- 2006 Matt Morris
- 2007 Cliff Hammonds
- 2008 Cliff Hammonds
- 2009 Andre Young
- 2010 Tanner Smith

ROAD WARRIOR AWARD

(Presented by the Cherokee County Clemson Club to the best road game performer)

- 2007 Vernon Hamilton
- 2008 K.C. Rivers
- 2009 K.C. Rivers
- 2010 Trevor Booker

TIGER PRIDE AWARD

- 2011 Tanner Smith
- 2012 Bryan Narcisse
- 2013 Jaron Blossomgame
- 2014 Rod Hall
- 2015 Josh Smith
- 2016 Landry Nnoko
- 2017 Steven Flemming
- 2018 Donte Grantham
- 2019 Trey Jemison
- 2020 Jonathan Baehre
- 2021 Hunter Tyson

WALK-ON ZAVIER ANDERSON WAS NAMED CLEMSON'S MOST IMPROVED PLAYER IN 2011 AFTER EARNING A SCHOLARSHIP AS A SENIOR.



FORMER HEAD COACHES



FRANK DOBSON (1911-13)

Frank Dobson was a professional baseball player before coming to Clemson, as he was the property of the Pittsburgh Nationals. Walter Riggs, President of the Clemson Athletic Association, thought it was unfair to keep shuffling coaches year after year. Riggs offered Dobson a three-year contract, the first contract offered and signed by a Clemson coach in any sport.

At Clemson, Dobson coached football, basketball and baseball. He was Clemson's first basketball coach, leading the Tigers to their only undefeated season in history in the inaugural season 1911-12, (4-0). In 1912-13, Clemson finished the basketball season with a 9-5 record. He was head baseball coach in 1911-1913.



JOHN ERWIN (1913-15)

John Erwin is one of only two former players to serve as coach in Clemson basketball history. During his two years as coach, he led Clemson to a 4-8 record overall. In Clemson's first game ever on February 9, 1912, his brother James scored 58 points against Butler Guards, still an all-time single-game scoring record. He scored all 58 points on 29 field goals, no free throws. He played the center position for the Tigers. John and his brother were also tennis standouts at Clemson.

A.H. WARD (1915-16)

Audley Ward was a professor in agronomy and farm machinery at Clemson. During the 1915-16 season he coached the team on a volunteer basis and the Tigers had a 2-6-1 record.

COUNTRY MORRIS (1916-17, 1919-20)

In the fall of 1916, Morris was an assistant football coach and head coach of both the basketball and baseball teams. After the 1917 football season he enlisted in the Navy for World War I. Upon his discharge in 1919, he came back to Clemson to coach the baseball and basketball teams. After leaving Clemson he was an athletic director, coach, and manager of pro baseball teams. He also coached at the University of Maryland. Morris had a 16-8 record in his career, including a 10-3 record in games played at Clemson and 13-1 in February and March.

JIGGS DONAHUE (1917-19)

Edward Donahue had to be one of the most organized men in the country. During the 1918-19 school year, Donahue was head coach of four Clemson sports: football, basketball, baseball, and track. During his four years at Clemson, he was basketball and baseball coach for two seasons, and head track coach for one season.

He was an outstanding athlete at Washington & Lee, as he played in the backfield on the football team and played catcher on the baseball team. Upon graduation, he was an assistant coach in football and head coach in baseball and basketball.

At Clemson, Donahue had a 6-3 record, including 5-0 in games played in February.

LARRY CONOVER (1920-21)

Conover was a line coach for the Clemson football team in addition to serving as head basketball coach. He played center for Penn State's football team and lettered in football in 1916 and 1917. Conover had a fine 10-4 mark at Clemson, including a perfect 6-0 in games played at Clemson.

E.J. STEWART (1921-23)

E. J. Stewart was head football coach for two years at Clemson, 1921-22. However, he coached more than one sport during his stay at Tigertown. In the spring of 1921, Stewart coached the baseball and track teams while conducting spring football practice. In the fall, Stewart's football team went 1-6-2, but he improved to a 5-4 slate in 1922. He went on to coach the track teams in 1922 and 1923.

He also coached at Nebraska and the University of Texas. At Nebraska, he led the Cornhuskers to a combined record of 11-4 in 1916-1917. They also won the Missouri Valley Conference title both seasons. After leaving the University of Nebraska, he entered the automobile business as President and Treasurer of the Stewart Motor Co. Because of the economic conditions at the time, he decided to go back into coaching.

At Clemson, he had a 19-19 record, including 12-6 in the month of February and 12-7 at home.

BUD SAUNDERS (1923-25)

Bud Saunders graduated from Missouri in 1911, with a bachelors degree in Law. At Missouri, he played football and basketball. He wanted to play two other sports, but a conference rule at the time forbid an athlete from participating in more than two sports.

Saunders was football coach at Knox College before coming to Clemson. In football, Saunders coached for four seasons, 1923-1926. He also coached the basketball teams in 1924 and 1925. His best season in football came in 1923, as he led the Tigers to a 5-2-1 slate. He was 6-28 as a head basketball coach at Clemson.

A.A. GILLIAM (1925-26)

Gilliam was an assistant football coach for the Tiger football team and coached the freshmen team in 1925. As Clemson's head coach the Tigers had a 4-17 record.

JOSH CODY (1927-31)



Josh Cody, fondly known as "big man," will always be a favorite to Clemson fans. Cody, a big man in stature at 6-2, 220 pounds, led Clemson to victories over South Carolina for four straight years in football. He is the only coach in Clemson history who has been around more than two years who never lost a football game to South Carolina. He also defeated Furman three straight years. Cody had a 13-0-1 record in home games and had a 72 percent winning mark overall, fourth best in Clemson history.

Cody coached Clemson for five seasons, the longest tenure for a Clemson basketball coach in the first 25 years of the sport at Clemson. He had a 48-55 record, including 32-13 at home. Cody passed away on June 17, 1961.

JOE DAVIS (1931-40)

Joe Davis was a graduate of Southwestern University of Memphis. For 36 consecutive years Davis and former Clemson Head Football Coach Jess Neely were one of the most acclaimed coaching tandems in college football, nine years at Clemson and 27 seasons at Rice. Davis became Neely's chief football aide in 1931 at Clemson.

He also coached the basketball team, compiling a 101-86 record in nine seasons. He left Clemson as the school's all-time winningest basketball coach and is still fourth in Clemson history in victories. Davis still has the best winning percentage in road games in Clemson history, as his 44-52 road mark was a 46 percent winning mark. His best basketball season was the 1934-35 team that finished with a 15-3 record overall for a .833 pct, an all-time Clemson record.

At Rice he coached basketball for six seasons and won or shared three consecutive SWC championships in 1943-

45, then added another tri-championship in 1949. The 1945 Rice team, led by two-time All-American Bill Henry, finished with a 20-1 record and is generally recognized as one of Rice's greatest teams ever.

ROCK NORMAN (1940-46)



Rock Norman was one of the state of Virginia's great natural athletes during his day and one of the greatest produced by Roanoke College. Norman spent 51 years in the coaching profession, 34 of them coaching track, basketball, and football at Clemson,

The Citadel, Furman and the University of South Carolina. His last college experience was an 18-year stay at Clemson where his track teams won 49 meets and lost 24.

At one time his teams won 17 consecutive meets. He spent six seasons as head basketball coach at Clemson, a position he also held at three other colleges. Norman won state track titles at Clemson in 1940, '41, '42, '43, '49, '51 and '57. He has been enshrined in the South Carolina Athletic Hall of Fame, the Roanoke College Hall of Fame and the Clemson Athletic Hall of Fame. On the hardwood, Norman had a 32-70 record at Clemson.

BANKS MCFADDEN (1946-56)



McFadden was a consensus All-American in both football and basketball in the same calendar year (1939). He is the only Clemson athlete to accomplish this feat and is one reason he was named the nation's most versatile athlete for 1939.

McFadden was elected to the National Football Hall of Fame in 1959 and received the Distinguished Alumni Award from Clemson in 1966. He was a charter member of the Clemson Athletic Hall of Fame and South Carolina Athletic Hall of Fame. He is the only Clemson player to have his jersey retired in two sports. He was the top scorer and All-American on Clemson's only conference postseason basketball championship team (1938-39).

McFadden coached the Tigers for 10 years, tied for the longest tenure in Clemson basketball history. He was Clemson's coach when the Tigers entered the ACC and he had an 85-131 overall record. His best season was in 1951-52 when the Tigers had a record of 17-7, a 71 percent winning percentage.

That team had an 11-4 conference record, still the most wins in school history in league play. McFadden's Tigers improved their league record five straight years between 1948-52, the first coach in NCAA history to do that. He passed away in June, 2005.

PRESS MARAVICH (1956-62)



Press Maravich was the first coach in school history to guide the Tigers to the championship game of the ACC Tournament. Clemson made a dream run in 1962, Maravich's final year at Clemson. He defeated four top 20 teams in his career, the first Clemson coach to

beat a ranked opponent. That first ranked win came in his first year, a 96-94 overtime win against eighth-ranked NC State.

Maravich had a record of 55-96 and his best year came in 61-62 when he took Clemson to the Finals of the ACC Tournament. Clemson beat a sixth ranked Duke team in the semifinals of that tournament, then the highest



FORMER HEAD COACHES

ranked win in Clemson history. He still holds the Clemson record for winning percentage in overtime games, 3-0 in 1956-57, and he also had a 23-19 career mark in games decided by five points or less, also a Clemson record.

Maravich left Clemson and became an assistant coach at NC State before moving up to the head coaching position when Everett Case retired. Maravich later became head coach at Louisiana State where he coached his son, Pete, who went on to become the leading scorer in NCAA history. Maravich passed away on April 15, 1987.

BOBBY ROBERTS (1963-70)



Bobby Roberts coached Clemson for eight seasons and was the head coach when Littlejohn Coliseum opened in 1968. He had an 82-116 record in those eight seasons, including a then record 41 wins over ACC teams.

His best season was a 17-8 campaign in 1966-67, a season that would have been an NCAA Tournament season by today's standards. During that season Clemson beat all four North Carolina ACC schools within eight days, including North Carolina and NC State in the North-South Doubleheader in Charlotte. Duke was ranked 14th and North Carolina third in the UPI poll at the time. Roberts passed away in June 2002.

TATES LOCKE (1970-75)



Tates Locke had a 62-70 record in his five years at Clemson. He coached Clemson to its first ever top 20 season, a No. 19 final ranking in the UPI poll in 1974-75. That team featured Tree Rollins, Clemson's all-time leading rebounder. That 1974-75

team played in the NIT in New York, Clemson's first postseason tournament appearance in history.

Locke had an outstanding 43-15 record in games at Littlejohn Coliseum, and he posted a 6-2 career record in overtime games, best in Clemson history on a percentage basis. Locke defeated five ranked teams in his career, including wins over No. 3 Maryland, No. 10 North Carolina and No. 4 NC State in the same season.

Locke served as an NBA scout and executive with the Portland Trailblazers.

BILL FOSTER (1975-84)



Bill Foster is the third-winningest coach in Clemson history on a percentage basis. He is third to Oliver Purnell and Rick Barnes on a percentage basis in ACC games (.373) and ACC road games (.233). Foster won 156 and lost 106 in his nine years as head coach. He is tied for the most top-20 wins (16) in Clemson history and also won 13 games in overtime, also a program record.

Foster's best year was 1979-80 when he guided the Tigers to a 23-9 record and the Final Eight of the NCAA Tournament, the farthest Clemson has advanced in the history of the NCAA Tournament. The Tigers defeated six Top 20 teams that year, still a single season record for ranked wins. That includes Clemson's only victory in history over the No. 1 ranked team (87-82 vs. Duke).

Foster left Clemson in 1984 to restart the Miami (Fla.) program and then was the head coach at Virginia Tech. In 1995-96 he took Virginia Tech to the Sweet 16 of the NCAA Tournament and has won at least 25 games in

1994-95 and 1995-96. His 1994-95 Virginia Tech team won the NIT. He retired after the 1996-97 season with 532 career wins and resides in Boone, NC. He was inducted into the Clemson Hall of Fame in 2001. In September of 2005 he received the Bobby Roberts Award from the Augusta Sports Council for lifetime contributions to college basketball.

A 1958 graduate of Carson-Newman, he was inducted into the Eagles' Hall of Fame in 2007. Foster passed away May 27, 2015 after a long bout with Parkinson's disease.

CLIFF ELLIS (1984-94)



Cliff Ellis is Clemson's winningest coach in history on a total victories basis (177-128). Ellis coached Clemson for 10 years and the Tigers went to eight postseason tournaments, three NAAs and five NITs. He coached Clemson to the ACC regular season title in

1989-90, the only regular season ACC title in Clemson history. The Tigers had a 24-8 record that year. His 1986-87 Tiger team won a record 25 games.

Ellis set 33 Clemson coaching records, including ACC regular season victories, victories at home and home winning percentage. He coached Clemson to three NCAA Tournament appearances in a four-year period (1986-90). He left Clemson after the 1993-94 season to become the head coach at Auburn and he took the Tigers to the NCAA Tournament and a top-10 national ranking in 1998-99.

Ellis won 22 games over top-25 teams in his 10 years at Clemson, including an upset of 12th-ranked Florida State in the 1993 ACC Tournament, and a victory over a No. 2 North Carolina team in 1994.

Ellis was named ACC Coach-of-the-Year in 1986-87 and 1989-90, the only Clemson coach to win that award. After a short stint in broadcasting, he has been the head coach at Coastal Carolina University since 2007. He was inducted into Clemson's Athletic Hall of Fame in 2013 and in 2015, became the first coach in Division I history with 150 or more wins at four different schools.

RICK BARNES (1994-98)



Rick Barnes was the first coach in Clemson history to take the Tigers to the NCAA tournament three consecutive years. He brought Clemson to the NIT in 1994-95 and to the NAAs in 1995-96, 1996-97 and 1997-98, meaning Clemson was in postseason play every year of his tenure.

His top season was his third year, 1996-97, when he coached Clemson to a 16-1 start and a number-two national ranking. The season opened with a 79-71 overtime victory against defending National Champion Kentucky. The team ended the season 23-10 and ranked eighth in the final USA Today poll.

Picked last in the ACC prior to his first season, he shocked the basketball world by winning his first 10 games, including a 75-70 victory over No. 9 Duke in Cameron Indoor Stadium. His second season featured an 18-11 record, including Clemson's first ever ACC Tournament victory over 20th ranked North Carolina.

The Tigers were ranked fifth in the nation in the preseason poll of 1997-98, an example of the level of respect Barnes had brought to the program. Clemson defeated three top 25 teams in 1997-98, including sixth-ranked South Carolina.

The school established attendance records on a per game and total basis in 1996-97 and 1997-98. He was the head coach at the University of Texas from 1998 through 2015, taking the Longhorns to the Final Four in 2004. He is now the head coach at the University of Tennessee and

took that program to the NCAA Tournament each of the last five years there has been a tournament.

LARRY SHYATT (1998-2003)



Larry Shyatt won 70 games during his five years as the head coach at Clemson. He succeeded Rick Barnes, with whom he had served as associate head coach from 1994-95 through 1996-97. Shyatt was given much credit for Clemson's run to a Sweet 16

finish in 1996-97. After coaching Wyoming in 1997-98, he returned to Clemson.

He immediately led Clemson to a 20-15 record and an NIT berth in his first season, 1998-99. The Tigers defeated Georgia, Rutgers, Butler and Xavier to advance to the championship game versus California. Clemson fell just short, losing by only one point on the last possession of the game. His 20 victories set a Clemson record for wins by a rookie coach and he became just the third ACC coach in history to win 20 games in his first year with a league program.

Shyatt defeated North Carolina three different times over his tenure. The biggest win of his tenure was a 75-65 upset in 2001, when the Tar Heels were ranked No. 1 in the nation. He also defeated the Tar Heels in 1999 and 2003. During his final season, Clemson started 9-0, which included a victory over basketball power Cincinnati.

Shyatt was an assistant coach at Florida when the Gators won consecutive NCAA titles in 2006 and 2007. He coached two stints at the University of Wyoming, before leaving the Cowboys in 2016 for an assistant coach position with the Dallas Mavericks.

OLIVER PURNELL (2003-10)



Oliver Purnell coached for seven seasons at Clemson and guided the Tigers to six postseason appearances, including three NCAA Tournaments in his final three years with the program.

Purnell concluded his career with the Tigers as the winningest coach in Clemson history on a percentage basis. His teams compiled a 138-88 record, which equates to a .611 winning mark.

His 2006-07 team matched a school record by winning 25 games. The team set a Clemson standard with a 17-0 start to the season and advanced to the championship game of the NIT.

He coached the 2007-08 team to a berth in the ACC Championship game, just the second in history for the Tigers. The team won 24 games, including 10 in the regular season ACC race to match a school record.

His 2008-09 team went 23-9 overall, 9-7 in the ACC and handed a top-10 Duke team their worst loss in 19 years when Clemson won 74-47 over the Blue Devils at home. It was the signature victory during the Purnell era.

The 2009-10 team followed with another 9-7 mark in league play, making it the only time in Clemson history the Tigers posted three consecutive winning seasons against ACC competition.

Several players flourished under Purnell's watch. Trevor Booker was a first-team All-ACC forward in 2010 and went on to be a first-round draft pick (No. 23 overall) by the Washington Wizards. He also coached Cliff Hammonds, the ACC's "Skip" Prosser Award winner in 2008, and K.C. Rivers, a second-team All-ACC performer the same season.

Purnell left Clemson to coach five seasons at DePaul University through the 2014-15 season. He is now retired and living in Florida.

COACHING RECORDS

SEASON VICTORIES

Overall: 25, Cliff Ellis, 1986-87, Oliver Purnell, 2006-07, Brad Brownell, 2017-18
Consecutive: 17, Cliff Ellis, 1986-87 & Oliver Purnell, 2006-07
Consecutive Start of a Career: 10, Rick Barnes, 1994-95
First Year: 22, Brad Brownell, 2010-11
In ACC Regular Season: 14, Brad Brownell, 2020-21
Consecutive ACC: 7, Bobby Roberts, 1966-67, Brad Brownell, 2022-23
Against AP Top 20: 6, Bill Foster, 1979-80
5 points or less: 8, Oliver Purnell, 2006-07; Brad Brownell, 2013-14
ACC 5 points or less: 6, Cliff Ellis, 1986-87; Brad Brownell, 2017-18
In Overtime: 3, 3 coaches in 3 seasons
Home: 16, Oliver Purnell, 2006-07; Brad Brownell, 2013-14
ACC Home: 9, Brad Brownell, 2022-23
Consecutive ACC Home: 7, Bill Foster, 1979-80, Cliff Ellis, 1989-90 & Oliver Purnell, 2007-08
Road: 10, 3 coaches in 3 seasons
Consecutive Road: 10, Cliff Ellis, 1986-87
Consecutive ACC Road: 5, Cliff Ellis, 1986-87

WINNING PERCENTAGE

Overall: .833 (15-3), Joe Davis, 1934-35
Min. 20 Games: .806 (25-6), Cliff Ellis, 1986-87
Road: .833 (10-2), Cliff Ellis, 1986-87
Home: 1.000 (15-0), Bill Foster, 1979-80, 1.000 (14-0) & Cliff Ellis, 1989-90
ACC Regular Season: .714 (10-4), Cliff Ellis, 1986-87, 89-90
ACC Home: 1.000 (7-0), Bill Foster, 1979-80 & 1.000 (7-0), Cliff Ellis, 1986-87
ACC Road: .714 (5-2), Cliff Ellis, 1986-87
First Year: .647 (22-12), Brad Brownell, 2010-11
Overtime (Min. 2 games): 1.00 (3-0), Press Maravich, 1956-57
Games decided 5 points or less: .875 (7-1), Cliff Ellis, 1986-87
ACC games decided 5 points or less: .857 (6-1), Cliff Ellis, 1986-87

CAREER VICTORIES

Overall: 241, Brad Brownell (241-177), 2010-23
ACC Regular Season: 103, Brad Brownell (117-117), 2010-23
vs. ACC Teams: 124, Brad Brownell (124-129), 2010-23
At Home: 162, Brad Brownell (162-53), 2010-23
Consecutive Home: 29, Cliff Ellis (1988-90)
Away: 45, Joe Davis (45-51), 1932-40
ACC Home: 81, Brad Brownell (81-37), 2010-23
ACC Away: 36, Brad Brownell (36-80), 2010-23
vs. AP Top 20: 16, Bill Foster, 1976-84 & Cliff Ellis, 1985-94
vs. AP Top 25: 22, Cliff Ellis, 1985-94
5 points or less: 54, Brad Brownell (54-76), 2010-23
ACC 5 points or less: 37, Brad Brownell (37-50), 2010-23
In Overtime: 13, Bill Foster (13-10), 1976-84
Years as Coach: 13, Brad Brownell, 2010-23

WINNING PERCENTAGE

(Minimum three years experience)

Overall: .611, Oliver Purnell (138-88), 2003-10
vs. ACC Teams: .490, Brad Brownell (124-129), 2010-23
At Home: .808, Cliff Ellis (123-36), 1985-94
Away: .458, Joe Davis (44-52), 1932-40
ACC Home: .686, Brad Brownell (81-37), 2010-23
ACC Away: .310, Oliver Purnell (36-80), 2010-23
5 points or less: .510, Oliver Purnell (25-24), 2003-10
ACC 5 points or less: .523, Cliff Ellis (23-21), 1985-94
In Overtime: .750, Tate Locke (6-2), 1971-75

CLENDINEN, BILL (Florida State '59) Assistant Coach 1970-75
COUSINS, BRIAN (Providence '91) Assistant Coach 1997-98
D'ALESSANDRO, BEN (Providence '95) Director of Basketball Operations 2003-05
DALLESSIO, JERRY (Notre Dame '74) Assistant Coach 1988-89
DEAN, ANTONIO REYNOLDS (Rhode Island, '99) Assistant Coach 2017-2022
DEN BOER, TOM (Carroll College '84) Volunteer Assistant 1986-87; Director of Basketball Operations 1989-91
DIXON, SEAN (Presbyterian '07) Assistant Coach 2022-present
DONLON, BILLY (UNC Wilmington '99) Associate Head Coach 2022-present
DOTSON, CARLOS (Western Carolina '20) Graduate Manager 2021-present
DRISCOLL, MATT (Slippery Rock '92) Assistant Coach 1998-2003
DUNCAN, SCOTT (Wooster '78) Assistant Coach 1998-2000
DURHAM, WILL (Kennesaw State '21) Graduate Manager 2021-23
FAULKNER, JERRY (Newberry '67) Assistant Coach 1980-84
FELTON, DENNIS (Howard '85) Assistant Coach 1994-97; Associate Head Coach 1997-98
GAFFNEY, JIMMY (Presbyterian College '82) Graduate Assistant 1983-84
GAITHER, TOMMY (Clemson '69) Graduate Assistant 1974-75
GLEATON, CJ (Anderson '16) Graduate Manager 2016-18
GOINS, ANTHONY (St. John's '08) Assistant Coach 2019-21
GORDON, ADAM (Tampa '06) Graduate Assistant 2008-11
GORDY, LEN (Arizona '77) Assistant Coach 1985-92
GRANT, EARL (Georgia College '00) Assistant Coach 2010-14
HANKS, MAURY (Cal State Northridge '84) Assistant Coach 1985-87
HARRIS, EUGENE (Florida State '78) Assistant Coach 1984-94
HARRISON, CHARLIE (Guilford '71) Assistant Coach 1974-75
HAMILTON, VERNON (Clemson '07) Graduate Manager, 2014-16
HESKETT, TIM (Oklahoma '01) Graduate Assistant 2002-04

HILL, GEORGE (Auburn '51) Assistant Coach 1970-72
HOGAN, DON (South Alabama '82) Assistant Coach 1984-87
HUSSEY, BOBBY (Appalachian State '62) Assistant Coach 1989-91; Assistant Coach 2000-03
KAISER, TOM (Army '82) Graduate Assistant 1987-88
KINGERY, JOE (Shorter '66) Assistant Coach 1975-80
KOHTALA, ED (Maine '79) Graduate Assistant 1997-98
KRAJACK, GEORGE (Clemson '60) Assistant Coach 1962-65
LAING, ROBBIE (Troy '81) Assistant Coach 1993-94
LOUCKS, RAY (Miami-Ohio '69) Assistant Coach 1972-73
LUTZ, BOBBY (UNC Charlotte '80) Director of Basketball Operations 1984-85; Assistant Coach 1985-86
MALPASS, CLIFF (Carson-Newman '61) Asst. Coach 1970-74
MARTIN, BRUCE (Clemson '94) Graduate Assistant 1998-2000; Director of Basketball Operations 2000-03
MARSHALL, RICH (Marquette '81) Assistant Coach 1989-90
MCDONALD, KEN (Providence '92) Assistant Coach 1994-98
MCGILLAN, RILEY (Clemson '17) Graduate Manager 2017-18
McKAY, LUCAS (UNC Wilmington '06) Director of Operations, 2014-18; Director of Recruiting 2018-19
MORRELL, MICHAEL (Milligan '05) Graduate Assistant 2007-08; Director of Basketball Operations 2008-10
MORRIS, AJ (Alcorn State, '22) Graduate Manager 2022-pres.
MUSE, BILL (Mississippi '79) Assistant Coach 1990-92
MUSSELMAN, ART (The Citadel '60) Assistant Coach 1968-70
NASH, CARL (Fort Lewis College '82) Assistant Coach 1993-94
NICKELBERRY, KEVIN (Virginia Wesleyan '86) Assistant Coach 2003-06
NORMAN, A.W. "ROCK" (Roanoke College '13) Assistant Coach 1956-57
OGLESBY, TERENCE (Clemson '18) Graduate Manager 2018-19
PAYNE, EDDIE (Wake Forest '75) Graduate Assistant 1975-77; Volunteer Assistant 1977-78
PEARSON, PHILIP (Alabama '93) Director of Recruiting 2019-20
POSTORINO, JOSH (Dayton '99) Director of Basketball Operations 2007-08; Assistant Coach 2008-10
RAINEY, DWIGHT (Shorter '67) Assistant Coach 1975-83
RAY, RICK (Grand View '94) Associate Head Coach 2010-12
REYNOLDS, JEFF (UNC Greensboro '78) Assistant to the Head Coach, 2021-present
RICHARDSON, KAREEM (Evansville '97) Assistant Coach 2021-2022
RILEY, RICHIE (Eastern Kentucky '05) Assistant Coach 2014-16
ROBERSON, WILL (Davidson '02) Graduate Assistant 2006-07
ROBERTS, BOBBY (Furman '53) Assistant Coach 1958-62
SHYATT, LARRY (Wooster '73) Associate Head Coach 1994-97
SIMMONS, MARTY (Evansville '88) Assistant to the Head Coach 2018-21
SKELTON, BOBBY (Clemson '80) Graduate Assistant 1986-88; Director of Basketball Operations 1991-96
SMART, SHAKA (Kenyon '99) Assistant Coach 2006-08
SMITH, FRANK (Old Dominion '88) Assistant Coach 2003-10
SMITH, STEVE (Trinity College '02) Assistant Coach 2012-19
SOLOMON, ANTHONY (Virginia '87) Director of Basketball Operations 1998-2000
STEVENS, AARON (Clemson '19) Graduate Manager 2019-21
STRUNK, BOB (Belmont Abbey '75) Volunteer Assistant 1978-83
TAILOR, AMIT (Illinois '08) Video Coordinator 2016-Present
TILLIS, DARREN (Paul Quinn College '96) Assistant Coach 1999-2003
WADE, WILL (Clemson '05) Graduate Assistant 2005-06; Director of Basketball Operations 2006-07
WASHINGTON, RUDY (University of the Redlands '80) Assistant Coach 1984-85
WELP, ALEX (Wittenberg '01) Director of Basketball Operations 2005-06
WILLIAMS, MIKE (Greensboro College '76) Graduate Assistant 1983-84
WINIECKI, MIKE (Richmond '89) Assistant Coach 2010-12; Associate Head Coach 2012-17

ACC ERA (1953-PRESENT)

BASKETBALL STAFF MEMBERS

AHEARN, DAN (Providence '93) Graduate Assistant 1994-96; Director of Basketball Operations 1996-98
ASSALEY, ANDY (Cincinnati '96) Director of Operations 2022-present
BAIZE, JONAH (Clemson '11) Graduate Manager 2012-13
BERNSTEIN, SPENCER (Clemson '00) Graduate Manager 2000-02
BENDER, DICK (Western Maryland '86) Director of Operations, 2010-14, Assistant Coach 2016-Present
BOWMAN, NICK (Eastern Kentucky '10) Director of Recruiting, 2015-18
BRENNAN, JIM (Clemson '65) Assistant Coach 1965-70
BRADLEY, RON (Eastern Nazarene '74) Associate Head Coach 2003-10
BROWN, LARRY (Stephen F. Austin '71) Assistant Coach 1991-93
BROWN, STEWART (Clemson '15) Graduate Manager, 2015-16
BUCKLIN, MATT (Georgia '12) Director of Operations 2018-2022
BUTLER, KYLEN (Indianapolis '19) Graduate Manager 2019-21
BUTTERS, TEE (Clemson '11) Graduate Manager 2011-12
BRYANT, CLINT (Bel. Abbey '77) Assistant Coach 1977-84
CAMPBELL, DAVE (Catawba '66) Assistant Coach 1983-84
CLAUNCH, AUSTIN (Emory '12) Graduate Manager 2013-15

CLEMSON HEAD COACHING SUMMARY

Name	Seasons	Years	Home	Away	Neut.	Non Conf	ACC Teams	Nov-Dec	Jan	Feb	Mar	Overall
Frank Dobson	2	1912-13	6-2	7-3	0-0				3-1	9-4	1-0	13-5
John Erwin	2	1914-15	2-1	2-7	0-0				1-2	2-4	1-2	4-8
A.H. Ward	1	1916	1-2-1	1-4	0-0				1-2	1-4-1	0-0	2-6-1
Country Morris	2	1917/1920	10-3	6-5	0-0				3-7	12-1	1-0	16-8
Jiggs Donahue	2	1918-19	5-0	1-3	0-0				1-1	5-0	0-2	6-3
Larry Conover	1	1921	6-0	4-4	0-1				3-1	6-4	1-0	10-5
E.R. Stewart	2	1922-23	12-7	7-11	0-1				6-13	12-6	1-0	19-19
Bud Sanders	2	1924-25	4-12	1-18	1-1				2-16	4-15	0-0	6-31
A.A. Gilliam	1	1926	2-6	2-11	0-0				2-9	2-8	0-0	4-17
Josh Cody	5	1927-31	30-13	18-38	0-4			4-5	19-29	24-20	1-1	48-55
Joe Davis	9	1932-40	51-29	45-51	5-5			5-7	36-37	54-40	6-2	101-86
Rock Norman	6	1941-46	19-31	12-37	1-2			2-6	13-28	17-36	0-0	32-70
Banks McFadden	10	1947-56	45-48	34-75	6-8			22-36	26-40	37-49	0-6	85-131
Press Maravich	6	1957-62	28-25	14-40	13-31	30-37	25-59	20-34	14-28	18-27	3-7	55-96
Bobby Roberts	8	1963-70	45-32	28-57	9-27	41-45	41-71	20-30	30-34	31-45	1-7	82-116
Tates Locke	5	1971-75	43-15	11-38	8-17	42-28	20-42	23-14	19-24	16-24	4-8	62-70
Bill Foster	9	1976-84	102-36	31-50	23-20	112-32	44-74	72-15	38-43	37-36	9-12	156-106
Cliff Ellis	10	1985-94	123-36	33-73	21-19	118-28	59-100	83-16	43-46	36-43	15-23	177-128
Rick Barnes	4	1994-98	48-13	16-25	10-10	44-8	30-40	37-4	16-18	13-17	8-9	74-48
Larry Shyatt	5	1998-03	51-31	9-40	10-13	49-21	21-62	44-16	7-32	14-24	5-12	70-84
Oliver Purnell	7	2003-10	88-26	32-46	18-15	84-19	54-69	77-12	23-31	22-27	16-18	138-88
Brad Brownell	13	2010-23	162-53	45-92	34-32	119-50	124-129	114-47	55-46	45-50	27-34	241-177



NBA PLAYER STATISTICS

RANDY MAHAFFEY (1967-71)

Year, Team	GP	FGM-FGA	Pct	FTM-FTA	Pct	Reb	Avg	Ast	Pts	Avg
1967-68, Kentucky	75	373-875	.426	281-411	.684	684	9.1	129	1027	13.7
1968-69, Kentucky-New York	79	351-828	.424	232-329	.705	571	7.2	99	934	11.8
1969-70, Carolina	84	367-821	.447	194-283	.686	681	8.1	164	928	11.0
1970-71, Carolina	83	385-791	.487	156-239	.653	618	7.4	115	926	11.2
Totals	321	1476-3315	.445	863-1262	.684	2554	8.0	507	3815	11.9

SKIP WISE (1975-76)

Year, Team	GP	FGM-FGA	Pct	FTM-FTA	Pct	Reb	Avg	Ast	Pts	Avg
1975-76, San Antonio	2	2-4	.500	0-0	.000	3	1.5	1	4	2.0

TREE ROLLINS (1977-95)

Year, Team	GP	FGM-FGA	Pct	FTM-FTA	Pct	Reb	Avg	Blks	Pts	Avg
1977-78, Atlanta	80	253-520	.487	104-148	.703	552	6.9	218	610	7.6
1978-79, Atlanta	81	297-555	.535	89-141	.631	588	7.3	254	683	8.4
1979-80, Atlanta	82	287-514	.558	157-220	.714	774	9.4	244	731	8.9
1980-81, Atlanta	40	116-210	.552	46-57	.807	286	7.2	117	276	7.0
1981-82, Atlanta	79	202-346	.584	79-129	.612	611	7.7	224	483	6.1
1982-83, Atlanta	80	261-512	.510	98-135	.726	743	9.3	343	620	7.8
1983-84, Atlanta	77	274-529	.518	118-190	.621	593	7.7	277	666	8.6
1984-85, Atlanta	70	186-339	.549	67-93	.720	442	6.3	167	439	6.3
1985-86, Atlanta	74	173-347	.499	69-90	.767	458	6.2	167	415	5.6
1986-87, Atlanta	75	171-313	.546	63-87	.724	488	6.5	140	405	5.4
1987-88, Atlanta	76	133-260	.512	70-80	.875	459	6.0	132	336	4.4
1988-89, Cleveland	60	62-138	.449	12-19	.632	139	2.3	38	136	2.3
1989-90, Cleveland	48	57-125	.456	11-16	.688	153	3.2	53	125	2.6
1990-91, Detroit	37	14-33	.424	8-14	.571	42	1.1	20	36	1.0
1991-92, Houston	59	46-86	.535	26-30	.857	171	2.9	62	118	2.0
1992-93, Houston	42	11-41	.268	9-12	.750	60	1.4	15	31	0.7
1993-94, Orlando	45	29-53	.547	18-30	.600	96	2.1	35	76	1.7
1994-95, Orlando	51	20-42	.476	21-31	.677	95	1.9	36	61	1.2
Totals	1156	2592-4963	.522	1065-1522	.700	6750	5.8	2542	6247	5.4

LARRY NANCE (1981-94)

Year, Team	GP	FGM-FGA	Pct	FTM-FTA	Pct	Reb	Avg	Ast	Pts	Avg
1981-82, Phoenix	80	227-436	.521	75-117	.641	256	3.2	71	529	6.6
1982-83, Phoenix	82	588-1069	.550	193-287	.672	710	8.7	217	1370	16.7
1983-84, Phoenix	82	601-1044	.576	249-352	.707	678	8.3	173	1451	17.7
1984-85, Phoenix	51	515-877	.587	180-254	.709	536	8.8	104	1211	19.9
1985-86, Phoenix	73	582-1001	.581	310-444	.698	618	8.5	130	1474	20.2
1986-87, Phoenix	69	585-1062	.551	381-493	.773	599	8.7	148	1552	22.5
1987-88, Phoenix	40	327-616	.531	187-249	.751	394	9.9	96	843	21.1
1987-88, Cleveland	27	160-304	.527	117-141	.830	213	7.9	63	437	16.2
1988-89, Cleveland	73	496-920	.539	267-334	.799	581	8.0	206	1259	17.2
1989-90, Cleveland	62	412-807	.511	186-239	.778	516	8.3	122	1011	16.3
1990-91, Cleveland	80	635-1211	.524	265-330	.803	686	8.6	200	1537	19.2
1991-92, Cleveland	81	556-1032	.539	263-320	.822	670	8.3	243	1375	17.0
1992-93, Cleveland	77	533-971	.549	202-247	.818	668	8.7	198	1268	16.5
1993-94, Cleveland	33	153-314	.487	64-85	.753	227	6.9	55	370	11.2
TOTALS	910	6370-11664	.546	2939-3892	.755	7352	8.1	2027	15687	17.2

HORACE GRANT (1987-2004)

Year, Team	GP	FGM-FGA	Pct	FTM-FTA	Pct	Reb	Avg	Blk	Pts	Avg
1987-88, Chicago	81	254-501	.501	114-182	.626	447	5.5	53	622	7.7
1988-89, Chicago	79	405-781	.519	140-199	.704	681	8.6	62	950	12.0
1989-90, Chicago	80	446-853	.523	179-256	.699	629	7.9	85	1071	13.4
1990-91, Chicago	78	401-733	.547	197-277	.711	659	8.4	69	1000	12.8
1991-92, Chicago	81	457-790	.578	235-317	.741	807	10.0	131	1149	14.2
1992-93, Chicago	77	421-829	.508	174-281	.619	729	9.5	96	1017	13.2
1993-94, Chicago	70	460-878	.524	137-230	.596	769	11.0	84	1057	15.1
1994-95, Orlando	74	401-707	.567	146-211	.692	715	9.7	88	948	12.8
1995-96, Orlando	63	347-677	.516	152-207	.734	580	9.2	74	847	13.4
1996-97, Orlando	67	358-695	.515	128-179	.715	600	8.5	65	845	12.6
1997-98, Orlando	76	393-857	.459	135-199	.678	618	8.1	79	921	12.1
1998-99, Orlando	50	198-456	.434	47-70	.671	351	7.0	60	443	8.9
1999-00, Seattle	76	266-599	.444	80-111	.721	591	7.8	60	612	8.1
2000-01, La. Lakers	77	263-569	.462	131-169	.775	545	7.1	61	657	8.5
2001-02, Orlando	76	264-515	.512	80-111	.720	481	6.3	49	608	8.0
2002-03, Orlando	5	13-25	.520	0-0	.000	8	1.6	0	26	5.2
2003-04, La. Lakers	55	92-224	.411	39-54	.722	233	4.2	21	223	4.1
Totals	1165	5439-10695	.509	2114-3053	.692	9,443	8.1	1136	12,996	11.2

ELDEN CAMPBELL (1990-2005)

Year, Team	GP	FGM-FGA	Pct	FTM-FTA	Pct	Reb	Avg	Blk	Pts	Avg
1990-91, La. Lakers	52	56-123	.455	32-49	.653	96	1.8	38	144	2.8
1991-92, La. Lakers	81	220-491	.448	138-223	.619	423	5.2	159	578	7.1
1992-93, La. Lakers	79	238-520	.458	130-204	.637	332	4.2	100	606	7.7
1993-94, La. Lakers	76	373-808	.462	188-273	.689	519	6.8	146	934	12.3
1994-95, La. Lakers	73	360-785	.459	193-290	.665	445	6.1	132	913	12.5
1995-96, La. Lakers	82	447-888	.503	249-349	.713	623	7.6	212	1143	13.9
1996-97, La. Lakers	77	442-942	.469	263-370	.711	615	7.9	117	1148	14.9
1997-98, La. Lakers	81	289-624	.463	237-342	.693	455	5.6	102	816	10.1
1998-99, La./Charlotte	49	222-465	.477	172-269	.639	397	8.1	73	616	12.6
1999-00, Charlotte	78	370-829	.446	247-358	.690	590	7.6	150	987	12.7
2000-01, Charlotte	78	367-834	.440	288-406	.709	608	7.8	140	1022	13.1
2001-02, Charlotte	77	384-794	.483	306-384	.796	530	6.9	137	1074	13.9
2002-03, Seattle	56	117-295	.397	109-136	.801	181	3.2	39	343	6.1
2003-04, Detroit	65	138-314	.439	85-124	.685	209	3.2	50	361	5.6
2004-05, N.J./Detroit	40	39-123	.317	42-55	.764	93	2.3	7	120	3.0
Totals	1044	4062-8835	.460	2679-3832	.699	6116	5.9	1602	10,805	10.3

DALE DAVIS (1991-2007)

Year, Team	GP	FGM-FGA	Pct	FTM-FTA	Pct	Reb	Avg	Blk	Pts	Avg
1991-92, Indiana	64	154-279	.552	87-152	.572	410	6.4	74	395	6.2
1992-93, Indiana	78	304-535	.568	119-225	.529	723	9.3	148	727	8.9
1993-94, Indiana	66	308-582	.529	155-294	.527	718	11.0	106	771	11.7
1994-95, Indiana	74	324-576	.563	138-259	.533	696	9.4	116	786	10.6
1995-96, Indiana	78	334-599	.558	135-289	.467	709	9.1	112	803	10.3

1996-97, Indiana	80	370-688	.538	92-215	.428	772	9.6	77	832	10.4
1997-98, Indiana	78	273-498	.548	80-172	.465	611	7.8	87	626	8.0
1998-99, Indiana	50	161-302	.533	76-123	.618	416	8.3	57	398	8.0
1999-00, Indiana	74	302-602	.502	139-203	.685	729	9.9	94	743	10.0
2000-01, Portland	81	242-487	.497	96-152	.632	606	7.5	76	580	7.2
2001-02, Portland	78	296-508	.582	150-212	.707	688	8.8	83	742	9.5
2002-03, Portland	78	237-438	.541	105-166	.633	564	7.2	70	579	7.4
2003-04, Portland	76	133-281	.473	65-106	.613	398	5.2	62	331	4.4
2004-05, G. State/Ind.	61	112-234	.479	60-99	.606	375	6.1	65	284	4.7
2005-06, Detroit	28	9-24	.375	8-15	.533	53	1.9	9	26	0.9
2006-07, Detroit	46	33-74	.446	17-26	.654	137	3.0	34	83	1.8

ALL-TIME LETTERMEN

A

Abee, Russ	1939-40
Abraham, Colon	1974-75, 75-76, 76-77, 77-78
Ajukwa, Austin	2013-14, 14-15
Akingbala, Akin	2002-03, 03-04, 04-05, 05-06
Allen, Steve	2001-02, 03-04, 04-05, 05-06
Allenspach, Adam	1997-98, 98-99, 99-00, 00-01
Amestoy, Ryan	1991-92
Anderson, Zavier	2007-08, 08-09, 09-10, 10-11
Angel, Dave	1970-71, 71-72, 72-73
Antoncik, Rudy	1963-64, 65-66
Asbill, Henry	1927-28
Ayers, Walt	1964-65, 65-66, 66-67
Ayoob, Joe	1964-65, 65-66, 66-67

B

Babalola, Olu	2001-02, 02-03, 03-04, 04-05
Baciu, Catalin	2008-09, 09-10, 10-11, 11-12
Bagnal, Thurston	1939-40
Baehre, Jonathan	2019-20, 20-21
Baines, Pasha	1999-00, 00-01
Baize, Jonah	2007-08, 08-09, 09-10, 10-11
Beadle, Josh	2022-23
Belich, Milan	1981-82, 82-83
Bell, Dwight	1945-46, 46-47, 47-48, 48-49
Benedict, Buddy	1963-64, 64-65, 65-66
Benson, Bob	1959-60, 60-61, 61-62
Best, Michael	1985-86
Bethea, Jo Jo	1973-74, 74-75
Betko, Julian	2002-03
Blackman, Anthony	1984-85
Blalock, Joe	1940-41
Blossomgame, Jaron	2013-14, 14-15, 15-16, 16-17
Bohannon, Naz	2021-22
Bohonak, Mike	1961-62, 62-63, 63-64
Bolick, R.A.	1943-44
Bonzulak, Bill	1960-61
Booker, Devin	2009-10, 10-11, 11-12, 12-13
Booker, Trevor	2006-07, 07-08, 08-09, 09-10
Bounellis, D.N.	1943-44
Bovain, Andre	1990-91, 91-92, 92-93, 93-94
Bowie, Paul	1934-35
Boyd, Bobby	1944-45
Braddick, Dustin	1998-99, 99-00, 00-01
Brennan, Jim	1961-62, 62-63, 63-64
Brinkley, Ed	1955-56, 56-57, 57-58
Brown, Colby	1987-88, 88-89, 89-90, 90-91
Brown, David	1974-75, 75-76, 76-77
Brown, Jeff	1992-93, 93-94
Brown, Jive	1971-72, 72-73
Brown, Michael	1986-87
Brown, T.I.	1933-34, 34-35, 35-36
Browning, Mike	1971-72, 72-73
Bruce, Donnell	1987-88, 88-89, 89-90, 90-91
Bryce, Jack	1936-37, 37-38, 38-39
Bryce, W.	1934-35, 35-36, 36-37
Buchanan, Dude	1938-39, 39-40, 40-41
Buckingham, Wayne	1989-90, 91-92, 92-93, 93-94
Buckner, Greg	1994-95, 95-96, 96-97, 97-98
Budde, Ron	1994-95
Burks, Eric	1990-91
Burnisky, Gary	1961-62, 62-63, 63-64
Butchko, Andy	1974-75, 75-76
Bynum, Clarke	1980-81, 81-82, 82-83, 83-84
Bynum, Ed	1984-85

C

Calhoun, Pat	1931-32
Campbell, Elden	1986-87, 87-88, 88-89, 89-90
Campbell, John	1977-78, 78-79, 79-80
Campbell, Marc	1980-81, 81-82, 82-83, 83-84
Cameron, Tom	1955-56, 56-57, 57-58
Capehart, Tim	1973-74
Carter, R.A.	1936-37
Carver, Don	1957-58, 58-59, 59-60
Cash, Marion	1988-89, 89-90
Channell, Hank	1964-65, 65-66, 66-67
Chappell, H.W.	1943-44
Chester, Brian	1994-95, 95-96, 96-97
Cheves, Bobby	1935-36, 36-37, 37-38
Chipley, Bill	1940-41
Christie, Chey	2001-02, 02-03, 03-04
Christie, Tony	1995-96, 96-97, 97-98, 98-99
Clark, Harold	1929-30, 30-31, 31-32
Clark, Chip	1942-43, 43-44
Clarke, Frank	1957-58
Clifton, Dwon	2000-01
Coakley, John	1968-69, 69-70, 70-71
Code, Merl	1993-94, 94-95, 95-96, 96-97
Cohn, Sam	1965-66
Coleman, Devin	2011-12, 2012-13
Coles, Greg	1975-76, 76-77, 77-78, 78-79
Collins, David	2021-22
Conant, Scott	1973-74
Conrad, Bobby	1976-77, 77-78, 78-79, 79-80
Cooley, Joe	1971-72
Cooper, Gary	1987-88

Corbit, Glenn	1984-85, 85-86
Couch, Chris	1985-86, 86-87
Cox, Ronnie	1963-64
Coyle, Barney	1938-39, 39-40
Craig, Hawk	1940-41, 42-43
Craig, Johnson	1930-31, 31-32, 32-33
Crain, W.C.	1928-29, 29-30, 30-31
Crawford, Popeye	1945-46
Crawford, W.W.	1928-29
Crocker, Michael	1999-00
Croft, Wayne	1972-73, 73-74, 74-75
Crosland, Ben	1953-54

D

Danko, Denny	1967-68
Davis, Dale	1987-88, 88-89, 89-90, 90-91
Davis, J.H.	1930-31
Davis, J.W.	1931-32, 32-33
Davis, Lyles	2015-16, 16-17, 17-18, 18-19
Davis, Murray	1943-44
Dawes, Al-Amir	2019-20, 20-21, 21-22
DeLoache, Billy	1952-53
Demonsthenes, Harry	1945-46
Demsey, Dave	1966-67, 67-68
DeVoe, Gabe	2014-15, 15-16, 16-17, 17-18
Dickerson, Marvin	1975-76, 76-77, 77-78, 78-79
Dillard, Bill	1932-33, 33-34, 34-35
Djambo, Ibrahim	2013-14, 14-15, 15-16, 16-17
Djitte, Sidy	2013-14, 14-15, 15-16, 16-17
Dodson, W.P.	1932-33, 33-34, 34-35
Dodds, Chris	1979-80, 80-81, 81-82
Donnal, Mark	2017-18
Douglas, Jermel	1998-99, 00-01, 01-02, 02-03
Doyle, George	1945-46

E

Eckard, Curt	1966-67, 67-68, 68-69
Eppley, Mike	1981-82, 82-83, 83-84
Eskew, H.L.	1927-28

F

Faer, Mike	1967-68, 68-69
Fields, Carson	2011-12, 12-13, 13-14
Fields, Isaac	2016-17, 17-18
Filer, Adonis	2012-13, 13-14
Flathman, Gene	1937-38, 38-39
Ford, Sharrod	2001-02, 02-03, 03-04, 04-05
Forrest, Derrick	1988-89, 89-90
Foster, Devin	2021-22, 22-23
Foster, Dickie	1968-69, 69-70, 70-71
Fox, Parker	2018-19, 19-20, 20-21, 21-22
Francisco, Mel	1971-72
Franken, John	1974-75, 75-76, 76-77
Freeman, Eddis	1943-44, 44-45, 45-46, 46-47
Freeman, Kyle	1993-94
Freeny, S.W.	1942-43
Fuzy, Bob	1979-80

G

Gage, Charlie	1951-52, 52-53, 53-54
Gardner, Geoff	1994-95
Gardner, Ken	1964-65, 65-66, 66-67
Garner, Patrick	1995-96
Galloway, Brevin	2022-23
Gibbons, Walt	1957-58, 58-59, 59-60
Gibson, J.D.	1928-29, 29-30, 30-31
Gillespie, Frank	1946-47, 47-48, 48-49
Gillespie, L.T.	1942-43
Gilliam, Fred	1979-80, 80-81, 81-82, 82-83
Gilmore, Chucky	1998-99, 99-00
Godfrey, RJ	2022-23
Goldfarb, Alan	1967-68
Graham, G.D.	1944-45
Graham, Harlan	1984-85
Graham, Whitey	1939-40, 40-41, 41-42
Grant, Harvey	1984-85
Grant, Horace	1983-84, 84-85, 85-86, 86-87
Grant, Jerai	2007-08, 08-09, 09-10, 10-11
Grantham, Donte	2014-15, 15-16, 16-17, 17-18
Gray, Devin	1991-92, 92-93, 93-94, 94-95
Green, J.W.	1943-44
Gregg, Van	1972-73, 73-74, 74-75
Grinde, Paul	2019-20

H

Hall, PJ	2020-21, 21-22, 22-23
Hall, Richard	1961-62, 63-64
Hall, Rod	2011-12, 12-13, 13-14, 14-15
Hamilton, Vernon	2003-04, 04-05, 05-06, 06-07
Hamilton, Vincent	1980-81, 81-82, 83-84, 84-85
Hammonds, Cliff	2004-05, 05-06, 06-07, 07-08
Harder, Bill	1994-95, 95-96, 96-97
Harman, Bruce	1973-74, 74-75, 75-76
Harris, Steve	1990-91, 1991-92
Harrison, Damarcus	2012-13, 13-14, 14-15
Haug, Doug	1948-49, 49-50, 50-51
Hawkins, Bo	1970-71, 71-72

Helms, Garry	1963-64, 64-65, 65-66
Hemenway, Alex	2019-20, 20-21, 21-22, 22-23
Henderson, Ray	1999-00, 00-01, 01-02, 02-03
Hendrix, F.E.	1943-44
Hendrix, Jermere	2001-02
Hewitt, Batson	1927-28, 28-29, 29-30
Hicks, J.C.	1950-51, 51-52, 52-53
Hill, Donte	2009-10
Hill, Frank	1941-42, 42-43
Hines, Kevin	1991-92, 92-93
Hoag, Wells	2019-20, 20-21
Hobbs, Chris	2000-01, 01-02, 02-03, 03-04
Hoffman, Doug	1956-57, 57-58, 58-59
Holshouser, W.A.	1946-47, 47-48, 48-49, 49-50
Holstein, Jeff	1985-86, 86-87
Holt, Walker	1999-00, 00-01, 01-02, 02-03
Honor, Nick	2020-21, 21-22
Hotzchuh, Bruce	1953-54, 54-55, 55-56
Holzshu, Paul	1968-69, 69-70
Hoover, Al	1976-77
Howell, Jimmy	1974-75, 75-76, 76-77, 77-78
Howling, Kirkland	1988-89, 89-90
Hudson, Jimmy	2003-04, 04-05
Hudson, Ty	2015-16, 16-17
Hunt, Rick	1972-73
Hunter, Chase	2019-20, 20-21, 21-22, 22-23
Hunter, Dillon	2022-23

I

Iturbe, Iker	1994-95, 96-97, 97-98
--------------	-----------------------

J

Jackson, Wistar	1936-37, 38-39
Jamison, Harold	1995-96, 96-97, 97-98, 98-99
Jarman, Murray	1982-83, 83-84
Jemison, Trey	2018-19, 19-20
Jenkins, Anthony	1982-83, 83-84, 85-86, 86-87
Jennings, Milton	2009-10, 10-11, 11-12, 12-13
Jenrette, Jeff	1987-88
Johnson, Danny	1994-95, 95-96
Johnson, Derrick	1975-76, 76-77, 77-78, 78-79
Johnson, Noel	2009-10
Jones, Bob	1927-28, 28-29, 29-30
Jones, LeDarion	1995-96, 96-97
Jones, Raymond	1980-81, 82-83, 83-84, 84-85
Jones, Ricky	1987-88, 88-89, 89-90, 90-91
Jones, Tripp	1966-67, 67-68, 68-69
Jordan, Harold	1947-48
Jurkunas, Andrius	1995-96, 96-97, 98-99, 99-00

K

Keelin, Wayne	1947-48
Kelada, George	1991-92
Kelly, Andy	1992-93, 94-95
Kelly, Matt	2022-23
Key, Marvin	1981-82
Kidd, Lynn	2020-21
Kincaid, Tim	1986-87, 87-88, 88-89
Kitchens, Ed	1935-36, 36-37, 37-38
Krajack, Eddie	1958-59, 59-60, 60-61
Krajack, George	1957-58, 58-59, 59-60

L

Lambrakos, Pete	1941-42, 42-43, 43-44
Lancaster, Stan	1938-39, 39-40, 40-41
Landers, Bill	1954-55
Lastinger, Shawn	1989-90, 90-91
Latin, Greg	1969-70
Leshock, Jim	1961-62
Lester, J.E.	1927-28, 28-29, 29-30
Lewis, Jim	1957-58, 58-59
Logue, Todd	1991-92
Long, Jack	1946-47

M

Mack, Tevin	2019-20
Magee, Watson	1936-37, 37-38
Mahaffey, Donnie	1961-62, 62-63, 63-64
Mahaffey, Randy	1964-65, 65-66, 66-67
Mahaffey, Richie	1966-67, 67-68, 68-69, 69-70
Mahaffey, Tommy	1959-60, 60-61, 61-62
Marshall, Grayson	1984-85, 85-86, 86-87, 87-88
Martin, Bud	1970-71, 71-72, 72-73
Martin, Bruce	1991-92, 92-93, 93-94, 94-95
Mason, Jimmy	1990-91
Mathis, Troy	2005-06
Maxwell, Earle	1958-59, 60-61
Mays, James	2004-05, 05-06, 06-07, 07-08
McBride, O'Neil	2019-20, 20-21
McCants, Glen	1982-83, 83-84, 84-85, 85-86
McCullough, Tom	1950-51, 51-52, 52-53
McDaniels, K.J.	2011-12, 12-13, 13-14
McFadden, Banks	1937-38, 38-39, 39-40
McGlone, Tom	1927-28
McGillan, Riley	2014-15, 15-16, 16-17
McGraw, John	1950-51, 51-52, 52-53
McIlwain, Tom	1942-43
McIntyre, Terrell	1995-96, 96-97, 97-98, 98-99



ALL-TIME LETTERMEN

McKinstry, Rick	1979-80
McKnight, Jamar	2000-01, 01-02
Michael, Chris	1982-83, 83-84, 84-85, 85-86
Middlebrooks, Ben	2021-22, 22-23
Middleton, Larry	1985-86, 86-87
Milasnovich, Nick	1961-62, 62-63, 63-64
Milford, Lee	1941-42
Miller, Danny	1971-72
Miller, Johnny	1997-98, 98-99
Mitchell, Rod	1987-88, 88-89
Mitchell, Shelton	2016-17, 17-18, 18-19
Moise, Bob	1940-41, 41-42, 42-43
Moncrief, Eddie	1955-56, 56-57, 57-58
Mooneyhan, Jack	1943-44
Moore, Cheyenne	2004-05
Moore, Khavon	2019-20
Moore, O.C.	1943-44
Moorer, Sonny	1950-51, 51-52, 52-53
Mooreman, Bob	1937-38, 38-39, 39-40
Morgan, Doc	1953-54, 54-55, 55-56
Morgan, Woody	1961-62, 62-63, 63-64
Morris, Byron	1992-93, 93-94
Morris, Matt	2004-05, 05-06, 06-07, 07-08
Murray, Joe	1950-51, 51-52, 52-53

N

Nagys, Tomas	1999-00, 00-01, 01-02, 02-03
Nance, Larry	1977-78, 78-79, 79-80, 80-81
Narcisse, Bryan	2008-09, 09-10, 10-11, 11-12
Narvin, Chuck	1961-62, 62-63
Nauseef, Daniel	2021-22, 22-23
Nauseef, Jack	2021-22, 22-23
Neel, Jack	1947-48, 48-49, 49-50, 50-51
Newman, Aubrey	1920-21
Newman, Carter	1924-25, 25-26, 26-27
Newman III, John	2018-19, 19-20, 20-21
Nnoko, Landry	2012-13, 13-14, 14-15, 15-16

O

O'Dell, J.B.	1927-28, 28-29
Ogde, Danny	1971-72
Oglesby, Terrence	2007-08, 08-09
Oliver II, Anthony	2017-18

P

Parker, Boyd	1944-45
Patterson, Chippy	1959-60, 60-61, 62-63
Patterson, Marty	1973-74, 74-75
Paul, Tyrone	1990-91
Pennington, Clyde	1934-35, 35-36
Perry, Sam	2004-05, 05-06, 06-07, 07-08
Petrukonis, Karolis	2006-07, 07-08, 08-09, 09-10
Poole, Chris	2006-07
Poole, David	1978-79
Potter, David	2006-07, 07-08, 08-09, 09-10
Powell, J.D.	1998-99, 99-00
Powell, Julius	2005-06, 06-07
Privette, Manning	1961-62, 62-63, 63-64
Prosper, Olivier-Maxence	2020-21
Pruitt, June	1945-46, 46-47, 47-48, 48-49
Pryor, Jerry	1985-86, 86-87, 87-88, 88-89

Q

Quinn, Dewey	1945-46, 46-47
--------------	----------------

R

Ragland, Rayfield	1993-94, 94-95
Reed, Marcquise	2016-17, 17-18, 18-19
Reisinger, Jeff	1972-73, 73-74
Reynolds, Jim	1945-46, 48-49, 49-50
Rice, C.W.	1935-36
Rice, Lamar	2003-04
Richardson, Ron	1949-50, 50-51, 51-52
Richie, Lou	1992-93, 93-94
Riddle, Furman	1946-47
Riddle, Leonard	1943-44, 46-47, 47-48, 48-49
Riley, Stick	1941-42, 42-43
Riser, Billy	1953-54, 54-55, 55-56
Rivers, K.C.	2005-06, 06-07, 07-08, 08-09
Robertin, Legend	2015-16
Robinson, Marvin	1950-51, 51-52, 52-53
Robinson, Shawan	2002-03, 03-04, 04-05, 05-06
Rogers, Charlie	1973-74, 74-75, 75-76
Rollins, Tree	1973-74, 74-75, 75-76, 76-77
Rome, Stan	1974-75, 75-76, 76-77, 77-78
Rooks, Patrick	2014-15
Roper, Jordan	2012-13, 13-14, 14-15, 15-16
Ross, Bill	1978-79, 79-80, 80-81, 81-82
Ross, Jack	1969-70, 70-71
Ryan, Barry	1951-52, 52-53, 53-54, 54-55

S

Sapp, Patrick	1994-95
Sapp, T.J.	2011-12
Schieffelin, Ian	2021-22, 22-23
Scott, Curran	2019-20
Scott, Edward	1999-00, 00-01, 01-02, 02-03
Scott, Ihsan	1994-95
Sears, Walt	1941-42, 42-43
Seay, Gene	1955-56, 56-57

Seitz, Larry	1960-61, 61-62, 62-63
Shaffer, David	1981-82, 82-83, 83-84
Shamble, Dutch	1957-58, 58-59, 59-60
Sharp, Frank	1943-44
Shay, Beau	2001-02, 02-03, 03-04
Shealy, Don	1954-55
Shook, Buddy	1953-54, 54-55
Shore, Harry	1933-34
Shuler, N.P.	1932-33, 33-34
Shyatt, Geoff	2002-03
Shyatt, Jeremy	1999-00
Simms, Aamir	2017-18, 18-19, 19-20, 20-21
Simons, T.J.	1931-32, 32-33, 33-34
Skara, David	2017-18, 18-19
Smith, Anthony	1991-92
Smith, Josh	2012-13, 13-14, 14-15, 15-16
Smith, Romaine	1929-30, 30-31, 31-32
Smith, Tanner	2008-09, 09-10, 10-11, 11-12
Smith, Tommy	1953-54, 54-55, 55-56
Snee, Johnny	1948-49, 49-50, 50-51, 51-52
Solomon, Will	1998-99, 99-00, 00-01
Spearman, M.W.	1933-34, 34-35, 35-36
Spencer, Scott	2016-17, 17-18
Spender, George	1949-50, 50-51
Stanton, Cory	2010-11
Stitt, Demontez	2007-08, 08-09, 09-10, 10-11
Stockman, Tony	2000-01, 01-02
Stone, Rock	1954-55
Suit, Terrell	1971-72, 72-73, 73-74
Sullivan, Bernard	2011-12, 2012-13
Sutherland, Jim	1964-65, 65-66, 66-67
Swails, Alex	1933-34, 34-35
Swails, Jack	1967-68
Sykes, Raymond	2005-06, 06-07, 07-08, 08-09

T

Tabb, Michael	1994-95
Tait, Michael	1985-86, 86-87
Thomas, Dave	1968-69, 69-70, 70-71
Thomas, Dick	1967-68
Thomas, Doodle	1928-29, 29-30
Thomas, Elijah	2016-17, 17-18, 18-19
Tomera, Frank	1992-93, 93-94
Townsend, Bunny	1947-48, 48-49, 49-50, 50-51
Trapp, Clyde	2017-18, 18-19, 19-20, 20-21
Tyler, A.J.	2006-07
Tyler, M.D.	1944-45
Tyson, Hunter	2018-19, 19-20, 20-21, 21-22, 22-23

Tyson, Sean	1987-88, 89-90, 90-91
-------------	-----------------------

W

Walker, Keith	1978-79, 80-81
Wall, H. M.	1934-35
Wallace, Corey	1991-92, 92-93, 93-94
Wallace, Dave	1960-61
Wallace, Warren	1982-83, 83-84
Ward, Joe	1981-82
Warren, Bill	1957-58, 58-59
Watts, Joey	1989-90, 1990-91
Weddell, Pete	1968-69, 69-70, 70-71
Wells, Ames	1951-52, 52-53, 53-54
Wells, Chubby	1976-77, 77-78, 78-79
Whitney, Chris	1991-92, 92-93
Whitt, Vincent	1996-97, 97-98, 98-99
Wideman, Tom	1995-96, 96-97, 97-98, 98-99
Wiggins, Chauncey	2022-23
Wiggins, Mitchell	1979-80
White, James	1945-46
White, Javan	2018-19
William, Malik	2017-18
Williams, Billy	1977-78, 78-79, 79-80
Williams, John	1970-71, 71-72
Williams, W.C.	1939-40
Wise, Skip	1974-75
Woni, Mohamed	1996-97, 97-98
Woodruff, Foggy	1927-28, 28-29, 29-30
Woodward, Henry	1932-33, 33-34, 34-35
Wright, Sharone	1991-92, 92-93, 93-94
Wyatt, Horace	1978-79, 79-80, 80-81, 81-82
Wyse, J. A.	1944-45


Y

Yanutola, Jesse	2005-06, 06-07, 07-08, 08-09
Yarborough, Bill	1952-53, 53-54, 54-55, 55-56, 56-57
Yates, Ronnie	1968-69, 69-70
Yeary, Dick	1955-56, 56-57
Yockel, Vince	1955-56, 56-57, 57-58
Young, Andre	2008-09, 09-10, 10-11, 11-12
Young, David	1988-89, 89-90, 90-91

Z

Zane, Stewart	1978-79
Zatezalo, Butch	1967-68, 68-69, 69-70

Note: Current players in bold.



BUTCH ZATEZALO WAS A THREE-YEAR LETTERMAN FOR THE TIGERS FROM 1968-70.

ALL-TIME STARTING LINEUPS

1911-12

(4-0 Overall)

- G D.E. Hydrick, Fr., 4, 0.5 PPG
- G Johnny Kangeter, Jr., 4, 1.5 PPG
- C James Erwin, Jr., 4, 31.0 PPG
- F John Erwin, So., 4, 17.0 PPG
- F Andrew Evans, Jr., 3, 3.3 PPG

Note: James Erwin scored a school record 58 points vs. Butler Guards in the second game of a doubleheader with Furman on Feb. 9, 1912.

1912-13

(9-5 Overall)

- G Johnny Kangeter, Sr., 13, 0.5 PPG
- G Caughman, 14, 4.6 PPG
- C James Erwin, Sr., 11, 17.6 PPG
- F John Erwin, Jr., 14, 12.2 PPG
- F Earle Provost, Sr., 11, 1.6 PPG

1913-14

(1-3 Overall)

- G Walker, 2, 0.0 PPG
- G Caughman, 5, 6.8 PPG
- C W.P. Logan, So., 4, 1.3 PPG
- F John Erwin, Sr., 4, 16.3 PPG
- F Robert Thornton, Jr., 3, 1.0 PPG

Note: John Erwin was a player/coach of the Tigers this season. He finished his career averaging double figures for three seasons.

1914-15

(3-5 Overall)

- G N.M. Bull, So., 8, 6.4 PPG
- G Clough Gee, Sr., 7, 1.6 PPG
- C J.W. Stribling, Jr., 7, 2.4 PPG
- F Robert Thornton, Sr., 8, 10.4 PPG
- F John Glover, Sr., 7, 1.4 PPG

1915-16

(2-6-1 Overall)

- G Carlos Harris, Jr.
- G N.M. Bull, Jr.
- C J.W. Stribling, Sr.
- F Clarence Vincent, Sr.
- F Edgar Young, Sr.

Note: J.W. Stribling scored 50 points vs. Erskine on Feb. 17.

1916-17

(8-2 Overall)

- G Taliaferro Robertson, Sr., 8, 1.9 PPG
- G Walter Colbert, Fr., 10, 5.4 PPG
- C J.H. Garraux, Fr., 10, 9.0 PPG
- F John Watkins, So., 10, 12.0 PPG
- F Goode Bryan, Jr., 10, 9.6 PPG

1917-18

(3-2 Overall)

- G Walter Colbert, So.
- G Julian Robertson, Jr.
- C Charles Ford, Jr.
- F Goode Bryan, Sr.
- F John Watkins, Jr.

1918-19

(3-1 Overall)

- G Julian Robertson, Sr., 4, 13.5 PPG
- G Oliver Going, Jr., 3, 1.5 PPG
- C Charles Ford, Sr., 3, 2.7 PPG
- F J.R. Schenck, So., 4, 6.5 PPG
- F Joseph Black, Jr., 3, 5.0 PPG

1919-20

(8-6 Overall)

- G A.P. Coles, So.
- G Oliver Going, Sr.
- C Walter Colbert, Jr.
- F J.R. Schenk, Jr.
- F Joseph Black, Jr.

1920-21

(10-5 Overall)

- G W.E. Hines, Sr.
- G A.P. Coles, Jr.
- C James Spearman, Sr.
- F Walter Colbert, Sr.
- F Julian Schilleter, Jr.

1921-22

(8-13 Overall, 0-3 SoCon)

- G Julian Schilleter, Sr.
- G Bill Dorn, Sr.
- C R.F. Thornton, So.
- F Elias Day, Jr.
- F George Bryan, Jr.

1922-23

(11-6 Overall, 3-3 SoCon)

- G Folsom Colbert, So., 17, 4.1 PPG
 - G Mills, 17, 1.5 PPG
 - C Joe Wertz, Jr., 7, 1.8 PPG
 - F Elias Day, Sr., 17, 12.3 PPG
 - F George Bryan, Sr., 17, 5.1 PPG
- Top Sub:** Charlton Garrison, Jr., 7, 0.2 PPG

1923-24

(2-17 Overall 0-6 SoCon)

- G Folsom Colbert, Jr., 19, 1.4 PPG
- G Vaughn, 16, 2.9 PPG
- C Hagood, 13, 4.8 PPG
- F Charlton Garrison, Sr., 16, 1.3 PPG
- F Dotterer, 11, 1.7 PPG

Top Subs: Joe Wertz, Sr., 8, 2.5 PPG
Chandler, 7, 6.7 PPG

1924-25

(4-14 Overall, 3-2 SoCon)

- G Folsom Colbert, Sr., 18, 3.5 PPG
- G E.D. Palmer, Jr., 11, 0.5 PPG
- C Wallace Roy, Jr., 18, 4.3 PPG
- F Charles Johnson, Sr., 18, 4.8 PPG
- F Carter Newman, So., 18, 7.2 PPG

Top Subs: Robert Bunch, Sr., 6, 0.7 PPG

1925-26

(4-17 Overall, 1-7 SoCon)

- G H.L. Eskew, So., 19, 1.9 PPG
- G E.D. Palmer, Sr., 14, 1.0 PPG
- C Wallace Roy, Sr., 20, 5.9 PPG
- F John Brock, Jr., 14, 4.2 PPG
- F Carter Newman, Jr., 19, 6.5 PPG

Top Subs: Hendee, 6, 3.3 PPG

1926-27

(2-13 Overall, 1-7 SoCon)

- G H.L. Eskew, Jr., 12, 4.3 PPG
- G James O'Dell, So., 10, 2.2 PPG
- C McGlone, 15, 1.7 PPG
- F John Brock, Sr., 15, 6.9 PPG
- F Carter Newman, Sr., 10, 3.7 PPG

1927-28

(9-14 Overall, 5-7 SoCon)

- G Foggy Woodruff, 13, 1.2 PPG
- G J.E. Lester, 20, 2.9 PPG
- C McGlone, 22, 8.1 PPG
- F Hewitt 18, 7.9 PPG
- F H.L. Eskew, Sr., 15, 4.6 PPG

Top Subs: Bob Jones, So., 10, 0.7 PPG
Asbill, 6, 4.1 PPG

1928-29

(15-12 Overall, 6-4 SoCon)

- G J.E. Lester, 27, 3.0 PPG
- G Foggy Woodruff, 16, 1.0 PPG
- C Ted Crane, 22, 6.3 PPG
- F Doodle Thomas, 25, 6.6 PPG
- F James O'Dell, Sr., 14, 5.3 PPG

Top Subs: Hewett 6, 6.7 PPG
Bob Jones, Jr., 9, 2.2 PPG
Crawford, 10, 2.0 PPG

1929-30

(16-9 Overall, 8-4 SoCon)

- G Foggy Woodruff
- G Harold Clark, So.
- C Ted Crane
- F Doodle Thomas
- F Bob Jones, Sr.

1930-31

(6-7 Overall, 3-5 SoCon)

- G Romaine Smith, 13, 6.9 PPG
- G Harold Clark, Jr., 13, 4.5 PPG
- C Ted Crane, 13, 6.1 PPG
- F J.D. Gibson, Jr., 13, 6.1 PPG
- F J.H. Davis, Fr., 13, 4.5 PPG

Top Subs: Pat Calhoun, Jr., 6, 3.2 PPG
Johnson Craig, So., 7, 1.4 PPG

1931-32

(7-13 Overall, 2-9 SoCon)

- G Harold Clark, Sr., 12, 3.9 PPG
- G Pat Calhoun, Sr., 18, 4.9 PPG
- C Ted Simons, So., 16, 6.6 PPG, SO
- F Joe Sherman, So., 18, 6.6 PPG
- F J.H. Davis, So., 10, 3.1 PPG

Top Subs: Wood, 7, 2.5 PPG
Johnson Craig, Jr., 9, 1.8 PPG

Note: Calhoun won the Clemson University Norris Medal.

1932-33

(10-9 Overall, 0-1 SoCon)

- G Bill Dobson, So., 16, 5.3 PPG
- G Henry Woodard, 18, 5.1 PPG
- C Johnson Craig, Sr., 14, 5.3 PPG
- F Bill Dillard, So., 16, 6.3 PPG
- F Ted Simons, Jr., 13, 6.2 PPG

Top Subs: N.P. Shuler, 11, 2.0 PPG
J.H. Davis, 11, 1.6 PPG

1933-34

(7-12 Overall, 0-6 SoCon)

- G N.P. Shuler, Sr., 13, 2.5 PPG
- G Thomas Brown, So., 10, 2.1 PPG
- C Ted Simons, Sr., 11, 4.5 PPG

- F Bill Dobson, Jr., 15, 4.7 PPG

- F Bill Dillard, Jr., 13, 5.5 PPG

Top Subs: Armstrong Swails, 7, 3.2 PPG
M.W. Spearman, 6, 2.8 PPG

1934-35

(15-3 Overall, 3-1 SoCon)

- G Thomas Brown, Jr., 17, 2.1 PPG
- G Henry Woodard, 15, 2.9 PPG
- C Armstrong Swails, Sr., 18, 11.4 PPG
- F Bill Dobson, Sr., 14, 2.7 PPG
- F Bill Dillard, Sr., 17, 6.2 PPG

Top Subs: Clyde Pennington, Jr., 4, 5.6 PPG
M.W. Spearman, Jr., 4, 3.6 PPG

1935-36

(15-7 Overall, 5-5 SoCon)

- G M.W. Spearman, Sr., 22, 6.5 PPG
- G Thomas Brown, Sr., 21, 2.8 PPG
- C William Bryce, Jr., 19, 6.1 PPG
- F Clyde Pennington, Sr., 22, 10.2 PPG
- F Ed Kitchens, So., 14, 4.3 PPG

Top Sub: Bobby Cheves, So., 12, 4.5 PPG

1936-37

(6-15 Overall, 2-7 SoCon)

- G Jack Bryce, So., 20, 5.0 PPG
- G Ed Kitchens, Jr., 19, 5.4 PPG
- C William Bryce, Sr., 20, 7.0 PPG
- F Bobby Cheves, Jr., 21, 7.4 PPG
- F Watson Magee, So., 11, 2.2 PPG

Top Subs: Jackson, 2, 2.0 PPG
Miller, 5, 3.3 PPG

1937-38

(16-7 Overall, 9-4 SoCon)

- G Ed Kitchens, Sr., 23, 7.7 PPG
- G Jack Bryce, Jr., 23, 3.8 PPG
- C Banks McFadden, So., 23, 13.3 PPG
- F Watson Magee, Jr., 23, 4.1 PPG
- F Bobby Cheves Sr., 23, 7.6 PPG

Top Subs: Gene Flathman, Jr., 23, 1.9 PPG
Bob Moorman, So., 19, 0.8 PPG
Doodle Thomas, Jr., 14, 0.7 PPG

1938-39

(16-8 Overall, 6-6 SoCon)

- C Banks McFadden, Jr., 24, 11.8 PPG
- G Stan Lancaster, So., 24, 6.0 PPG
- G Bob Moorman, Jr., 24, 4.5 PPG
- F Dude Buchanan, So.
- F Jack Bryce, Sr., 24, 6.0 PPG

Top Subs: Thurston Bagnall Jr., 9, 1.2 PPG
Gene Flathman, Sr., 24, 2.9 PPG

Note: Won Southern Conference Tournament Championship.

1939-40

(9-12 Overall, 9-7 SoCon)

- G Stan Lancaster, Jr., 21, 7.0 PPG
- G Bob Moorman, Sr., 21, 4.1 PPG
- C Banks McFadden, Sr., 16, 13.7 PPG
- F Dude Buchanan, Jr.
- F Barney Coyle, Jr., 20, 6.1 PPG

Top Subs: Thurston Bagnall, Sr., 12, 2.9 PPG
Whitey Graham, So., 9, 2.6 PPG

1940-41

(8-14 Overall, 7-8 SoCon)

- G Stan Lancaster, Sr., 22, 7.0 PPG
- G Whitey Graham, Jr., 18, 3.2 PPG
- C Bill Chipley, So., 22, 5.9 PPG
- F Dude Buchanan, Sr., 22, 11.1 PPG
- F Marion Hawk Craig, So., 22, 12.7 PPG

Top Subs: Joe Blalock, So., 13, 5.2 PPG
Bob Moise, So., 20, 1.3 PPG
Russ Abee, Sr., 15, 1.3 PPG

1941-42

(3-14 Overall, 2-10 SoCon)

- G Lee Milford, Jr., 17, 2.8 PPG
- G Walt Sears, Jr., 16, 6.1 PPG
- C Bill Chipley Jr., 9, 5.7 PPG
- F Whitey Graham, Sr., 16, 6.3 PPG
- F Frank Hill, So., 17, 3.4 PPG

Top Subs: Marion Hawk Craig, Jr., 7.8 PPG
Pete Lambrakos, So., 17, 3.5 PPG
R.A. Riley, So., 15, 4.1 PPG

1942-43

(3-13 Overall, 0-10 SoCon)

- G Walt Sears, Sr., 13, 5.2 PPG
- G Bob Moise, Sr., 16, 3.0 PPG
- C R.A. Riley, Jr., 16, 6.5 PPG
- F Marion Hawk Craig, Sr., 13.1 PPG
- F S.W. Freeny, Sr., 12, 2.8 PPG

Top Subs: Chip Clark, So., 11, 2.6 PPG
L.T. Gillespie, So., 11, 1.9 PPG
Frank Hill, Jr., 14, 1.9 PPG
Pete Lambrakos, Jr., 12, 3.3 PPG



ALL-TIME STARTING LINEUPS

1943-44

(1-10 Overall, 1-2 SoCon)

- G Eddis Freeman, Fr., 11, 7.0 PPG
- G Leonard Riddle, Fr., 11, 11.4 PPG
- C Frank Sharp, Fr., 11, 7.2 PPG
- F Bolick, R.A., So., 9, 1.3 PPG
- F Murry Davis, So., 8, 2.0 PPG
- Top Subs:** H.W. Chappell, So., 11, 0.7 PPG
Kennedy, So., 5, 0.8 PPG
Pete Lambrakos, Sr., 6, 2.3 PPG

1944-45

(8-8 Overall, 3-5 SoCon)

- G Bobby Boyd, So., 14, 7.1 PPG
- G Eddis Freeman, So., 16, 11.1 PPG
- C G.D. Graham, So., 15, 4.8 PPG
- F M.D. Tyler, So., 16, 4.7 PPG
- F J.A. Wyse, So., 16, 5.1 PPG
- Top Subs:** Boyd Parker, So., 14, 3.9 PPG
Poulos, So., 6, 4.8 PPG

1945-46

(9-11 Overall, 5-7 SoCon)

- G Chuck Sarratt, So., 10, 2.5 PPG
- G Dewey Quinn, So., 20, 6.1 PPG
- C George Doyle, So., 19, 7.2 PPG
- F June Pruitt, Fr., 20, 12.3 PPG
- F Jim Reynolds, So., 19, 8.7 PPG
- Top Subs:** Dwight Bell, Fr., 18, 2.4 PPG
Chip Clark, Sr., 17, 3.8 PPG
Eddis Freeman, Jr., 18, 3.9 PPG

1946-47

(7-13 Overall, 2-12 SoCon)

- G Frank Gillespie, So., 20, 6.5 PPG
- G Dewey Quinn, Jr., 20, 7.9 PPG
- C W.A. Holshouser, Fr., 20, 8.6 PPG
- F June Pruitt, So., 20, 10.4 PPG
- F Furman Riddle, So., 19, 6.9 PPG
- Top Subs:** Leonard Riddle, So., 18, 5.4 PPG
Dwight Bell, So., 19, 1.2 PPG
Eddis Freeman, Sr., 16, 1.3 PPG

1947-48

(6-17 Overall, 3-14 SoCon)

- G Frank Gillespie, Jr., 6.2 PPG
- G Leonard Riddle, Jr., 11.5 PPG
- C W.A. Holshouser, So., 23, 9.6 PPG
- F Harold Jordan, Jr., 22, 7.0 PPG
- F June Pruitt, Jr., 12.7 PPG
- Top Subs:** Wayne Keelin, So., 20, 5.1 PPG
Dwight Bell, Jr., 22, 3.3 PPG
Jack Neel, Fr., 20, 2.2 PPG

1948-49

(10-11 Overall, 6-9 SoCon)

- G Leonard Riddle, Sr., 10, 6.6 PPG
- G Johnny Snee, Fr., 15, 7.2 PPG
- C Dwight Bell, Sr., 15, 5.6 PPG
- F Doug Haugk, So., 19, 10.9 PPG
- F Jim Reynolds, Jr., 12, 10.5 PPG
- Top Subs:** Frank Gillespie Sr., 15, 5.3 PPG
W.A. Holshouser, Jr., 19, 4.6 PPG
June Pruitt, Sr., 16, 10.1 PPG

1949-50

(10-10 Overall, 8-8 SoCon)

- G Johnny Snee, So., 20, 13.9 PPG
- G George Spender, So., 19, 7.6 PPG
- C Ron Richardson, So., 20, 6.8 PPG
- F Doug Haugk, Jr., 18, 12.6 PPG
- F Jim Reynolds, Sr., 20, 11.5 PPG
- Top Subs:** Julius Townsend, Jr., 20, 4.9 PPG
W.A. Holshouser, 19, 4.5 PPG

1950-51

(11-7 Overall, 9-4 SoCon)

- G Sonny Moorer, So., 17, 6.9 PPG
- G Johnny Snee, Jr., 18, 16.8 PPG
- C John McGraw, So., 14, 8.7 PPG
- F Doug Haugk, Sr., 18, 15.7 PPG
- F Marvin Robinson, So., 18, 5.3 PPG
- Top Sub:** Ron Richardson, Jr., 18, 6.1 PPG

1951-52

(17-7 Overall, 11-4 SoCon)

- G Sonny Moorer, Jr., 21, 5.8 PPG
- G Johnny Snee, Sr., 24, 14.8 PPG
- C Ron Richardson, Sr., 24, 11.5 PPG
- F Tommy McCollough, Jr., 24, 9.5 PPG
- F Marvin Robinson, Jr., 24, 11.1 PPG
- Top Subs:** Joe Murray, Jr., 21, 4.8 PPG
John McGraw, Jr., 24, 6.9 PPG

1952-53

(8-10 Overall)

- G Sunny Moorer, 5-10, Sr., 18, 4.8, 3.9, .274, .655
- G Joe Murray, 5-10, Sr., 17, 7.0, 4.9, .285, .673
- C John McGraw, 6-6, Sr., 18, 13.8, 11.1, .366, .683
- F Tom McCullough, 6-4, Sr., 18, 12.0, 10.9, .390, .470
- F Marvin Robinson, 6-3, Sr., 17, 12.1, 10.4, .324, .585
- Top Subs:** Bill Yarborough, G, 6-1, Fr., 7.5 PPG, 1.5 RPG

Ames Wells, G, 5-8, Jr., 4.6 PPG, 1.4 RPG

ACC ERA STARTING LINEUPS

Note: Line on each player includes name, position, height, class, games started, points per game, rebounds per game, field goal percentage and free throw percentage. Number of games started is unavailable for some seasons.

1953-54

(5-18 Overall, 0-9 ACC)

- G Ames Wells, 5-8, Sr., 17, 15.2, 3.0, .413, .664
- G Bruce Holzschuh, 6-2, Jr., 17, 8.2, 5.0, .354, .563
- C Charley Gage, 6-4, Sr., 17, 9.1, 11.3, .400, .614
- F Barry Ryan, 6-1, Jr., 17, 9.6, 5.8, .331, .686
- F Buddy Shook, 6-3, So., 13, 6.8, 6.7, .265, .558
- Top Subs:** Bill Yarborough, 6-0, So., 15.7 PPG, 2.2 RPG
Tommy Smith, 6-4, So., 4.5 PPG, 4.7 RPG
- Note:** Yarborough redshirted the season due to injury.

1954-55

(2-21 Overall, 0-14 ACC)

- G Bill Yarborough, 6-0, So., 28.3, 3.6, .396, .793
- G Bruce Holzschuh, 6-1, Sr., 9.8, 6.4, .334, .666
- C Bill Riser, 6-7, Sr., 4.4, 8.6, .352, .583
- F Rock Stone, 6-4, Jr., 5.5, 5.6, .339, .667
- F Tommy Smith, 6-4, Jr., 10.3, 9.6, .417, .737
- Note:** Yarborough was fourth in the nation in scoring.

1955-56

(9-17 Overall, 1-13 ACC)

- G Bill Yarborough, 6-0, Jr., 18.7, 4.0, .379, .728
- G Tom Cameron, 6-2, So., 13.8, 2.3, .380, .636
- C Gene Seay, 6-6, Jr., 12.6, 10.5, .418, .730
- F Tommy Smith, 6-4, Sr., 6.4, 3.7, .496, .590
- F Vince Yockel, 6-3, So., 20.9, 8.4, .441, .716
- Top Subs:** Ed Brinkley, C, 6-6, So., 6.9 PPG, 7.8 RPG
Dick Yeary, G, 6-0, So., 5.9 PPG, 1.8 RPG
- Note:** Team was ninth in the nation in scoring.

1956-57

(7-17 Overall, 3-11 ACC)

- G Tom Cameron, 6-2, Jr., 19, 12.0, 2.3, .234, .728
- G Bill Yarborough, 6-0, Sr., 13, 14.2, 2.5, .413, .797
- C Ed Brinkley, 6-6, Jr., 22, 13.5, 7.4, .468, .778
- F Vince Yockel, 6-3, Jr., 23, 19.8, 6.9, .418, .738
- F Gene Seay, 6-6, Sr., 20, 9.9, 7.5, .399, .748
- Top Subs:** Doug Hoffman, G, 6-2, So., 5.5 PPG, 4.8 RPG
- Notes:** Team was ninth in the nation in free throw percentage ... team defeated No. 8 NC State 96-94 in overtime for Clemson's first-ever win over a ranked team.

1957-58

(8-16 Overall, 4-10 ACC)

- G Ed Brinkley, 6-6, Sr., 24, 9.5, 5.9, .371, .769
- G Doug Hoffman, 6-2, Jr., 24, 10.7, 6.0, .436, .568
- C Walt Gibbons, 6-7, So., 11, 10.1, 6.3, .417, .820
- F George Krajack, 6-3, So., 24, 11.2, 6.9, .457, .724
- F Vince Yockel, 6-3, Sr., 24, 13.8, 3.8, .417, .774
- Top Subs:** Don Carver, F, 6-4, So., 5.7 PPG, 4.5 RPG
Dutch Shamble, G, 6-0, So., 4.5 PPG, 1.2 RPG

1958-59

(8-16 Overall, 5-9 ACC)

- G Dutch Shamble, 6-3, Jr., 14, 5.0, 2.4, .277, 692
- G George Krajack, 6-3, Jr., 23, 13.0, 6.4, .415, .704
- C Walt Gibbons, 6-7, Jr., 12, 6.6, 5.2, .335, .738
- F Don Carver, 6-4, Jr., 15, 9.1, 3.7, .397, .600
- F Doug Hoffman, 6-2, Sr., 23, 10.8, 5.9, .346, .693
- Top Subs:** Ed Krajack, G, So., 6-3, 4.1 PPG, 2.2 RPG
Frank Clarke, C, Jr., 6-7, 1.7 PPG, 2.4 RPG

1959-60

(10-16 Overall, 4-10 ACC)

- G Choppy Patterson, 6-0, So., 26, 16.4, 5.0, .376, .812
- G Ed Krajack, 6-4, Jr., 26, 8.8, 4.4, .429, .722
- C Tom Mahaffey, 6-7, So., 24, 7.5, 7.5, .465, .662
- F George Krajack, 6-3, Sr., 26, 13.0, 6.3, .368, .649
- F Walt Gibbons, 6-7, Sr., 23, 8.0, 6.3, .352, .691
- Top Subs:** Don Carver, F, 6-4, Sr., 5.0 PPG
Dutch Shamble, G, 6-0, Sr., 3.3 PPG
- Note:** Patterson was 16th in the nation in free throw percentage.

1960-61

(10-16 Overall, 5-9 ACC)

- G Choppy Patterson, 6-1, Jr., 26, 19.0, 3.5, .374, .844
- G Ed Krajack, 6-4, Sr., 26, 10.2, 4.6, .398, .791
- C Earle Maxwell, 6-7, Sr., 26, 13.8, 10.9, .430, .715
- F Tommy Mahaffey, 6-7, Jr., 26, 13.1, 11.3, .434, .581
- F Dave Wallace, 6-6, Jr., 15, 4.8, 7.5, .302, .632
- Top Subs:** Bob Benson, G, 6-2, Jr., 4.0 PPG
Larry Seitz, F, 6-4, So., 2.4 PPG, 1.9 RPG
- Note:** Patterson was eighth in the nation in free throw percentage.

1961-62

(12-15 Overall, 4-10 ACC)

- G Jim Brennan, 6-2, So., 27, 17.1, 2.5, .429, .779
- G Nick Milasnovich, 6-2, So., 23, 14.8, 3.1, .443, .774
- C Donnie Mahaffey, 6-8, So., 20, 5.3, 6.8, .421, .627
- F Woody Morgan, 6-7, So., 15, 6.1, 5.8, .409, .546
- F Mike Bohonak, 6-2, So., 25, 5.6, 5.0, .379, .682

- Top Subs:** Tommy Mahaffey, F, 6-7, Sr., 8.0 PPG, 6.7 RPG
Gary Burnisky, F, 6-5, So., 6.4 PPG, 3.6 RPG
- Note:** Advanced to ACC Tournament Championship Game.

1962-63

(12-13 Overall, 5-9 ACC)

- G Jim Brennan, 6-3, Jr., 22, 16.6, 3.8, .415, .828
- G Choppy Patterson, 6-0, Sr., 18, 8.8, 2.3, .382, .698
- C Donnie Mahaffey, 6-8, Jr., 25, 10.6, 10.7, .465, .615
- F Gary Burnisky, 6-6, Jr., 19, 8.6, 4.6, .447, .800
- F Woody Morgan, 6-7, Jr., 24, 5.5, 7.3, .367, .508
- Top Subs:** Nick Milasnovich, G, 6-1, Jr., 8.0 PPG, 2.2 RPG
Mike Bohonak, F, 6-2, Jr., 6.3 PPG, 3.9 RPG
- Note:** Brennan was 20th nationally in free throw percentage.

1963-64

(13-12 Overall, 8-6 ACC)

- G Jim Brennan, 6-3, Sr., 24, 18.3, 4.3, .429, .832
- G Nick Milasnovich, 6-2, Sr., 18, 7.6, 1.9, .404, .644
- C Donnie Mahaffey, 6-8, Sr., 24, 9.3, 8.9, .486, .496
- F Mike Bohonak, 6-2, Sr., 19, 7.3, 5.4, .395, .667
- F Gary Burnisky, 6-5, Sr., 25, 14.4, 7.8, .456, .898
- Top Subs:** Woody Morgan, F, 6-7, Sr., 5.3 PPG, 5.2 RPG
Garry Helms, F, 6-4, So., 3.5 PPG, 0.9 RPG

1964-65

(8-15 Overall, 4-10 ACC)

- G Jim Sutherland, 6-5, So., 22, 16.3, .457, .783
- G Buddy Benedict, 5-8, Jr., 22, 8.4, 3.2, .418, .605
- C Randy Mahaffey, 6-7, So., 23, 17.3, 9.7, .498, .697
- F Garry Helms, 6-4, Jr., 20, 11.2, 4.4, .446, .700
- F Hank Channell, 6-5, So., 13, 8.2, 4.4, .493, .537
- Top Subs:** Ken Gardner, F, 6-5, So., 4.5 PPG, 2.8 RPG
Joe Ayooob, G, 6-0, So., 3.9 PPG, 2.0 RPG

1965-66

(15-10 Overall, 8-6 ACC)

- G Buddy Benedict, 5-8, Sr., 21, 6.3, 2.0, .377, .650
- G Jim Sutherland, 6-5, Jr., 24, 16.7, 5.2, .428, .850
- C Randy Mahaffey, 6-7, Jr., 25, 14.2, 10.2, .438, .699
- F Garry Helms, 6-4, Sr., 25, 19.2, 4.2, .515, .765
- F Ken Gardner, 6-5, Jr., 18, 12.2, 8.7, .531, .720
- Top Subs:** Hank Channell, F, 6-5, Jr., 4.3 PPG, 3.3 RPG
Walt Ayers, F, 6-5, Jr., 3.4 PPG, 3.2 RPG
- Note:** Sutherland ranked 14th in the nation in free throw percentage.

1966-67

(17-8 Overall, 9-5 ACC)

- G Jim Sutherland, 6-5, Sr., 25, 18.8, 4.8, .435, .897
- G Joe Ayooob, 6-0, Sr., 25, 6.6, 4.4, .407, .742
- C Randy Mahaffey, 6-7, Sr., 25, 16.8, 9.0, .508, .641
- F Ken Gardner, 6-6, Sr., 24, 13.1, 7.2, .498, .780
- F Richie Mahaffey, 6-7, So., 23, 10.2, 7.8, .455, .628
- Top Subs:** Walt Ayers, F, 6-5, Sr., F, 4.8 PPG
Hank Channell, F, 6-5, Sr., 3.1 PPG
- Notes:** Sutherland ranked fourth in the NCAA in free throw percentage ... beat all four ACC North Carolina schools in one week.

1967-68

(4-20 Overall, 3-11 ACC)

- G Butch Zatezalo, 5-11, So., 24, 23.0, 2.6, .367, .821
- G Dick Thomas, 6-3, Jr., 21, 7.6, 3.0, .406, .622
- C Richie Mahaffey, 6-7, Jr., 24, 16.6, 11.5, .452, .660
- F Trip Jones, 6-5, Jr., 22, 9.9, 9.6, .467, 691
- F Dave Demsey, 6-4, Sr., 13, 3.9, 3.0, .324, .513
- Top Subs:** Curt Eckard, 6-5, Jr., 5.7 PPG
Denny Danko, 6-3, Jr., 3.1 PPG

1968-69

(6-19 Overall, 2-12 ACC)

- G Butch Zatezalo, 5-11, Jr., 25, 25.8, 3.6, .424, .825
- G Dave Thomas, 6-1, So., 24, 10.3, 2.4, .439, .686
- C Curt Eckard, 6-5, Sr., 16, 6.4, 4.1, .472, .552
- F Ronnie Yates, 6-4, Jr., 20, 12.4, 6.2, .432, .608
- F John Coakley, 6-2, So., 11, 4.9, 1.8, .311, .561
- Top Subs:** Richie Mahaffey, C, 6-7, Sr., 12.8 PPG
Trip Jones, F, 6-5, Sr., 7.0 PPG
- Notes:** Zatezalo ranked 14th in the nation and first in the ACC in scoring ... Mahaffey was injured in 10th game and redshirted the season ... first year of Littlejohn Coliseum.

1969-70

(7-19 Overall, 2-12 ACC)

- G Butch Zatezalo, 5-11, Sr., 26, 21.7, 2.2, .441, .817
- G Dave Thomas, 6-1, Jr., 26, 11.6, 2.9, .416, .621
- C Richie Mahaffey, 6-7, Sr., 15, 14.8, 9.1, .549, .571
- F Greg Latin, 6-7, Sr., 24, 12.9, 8.6, .430, .643
- F Dickie Foster, 6-6, Jr., 24, 8.0, 7.4, .518, .634
- Top Subs:** Ronnie Yates, F, 6-4, Sr., 10.6 PPG
John Coakley, G, 6-2, Jr., 4.2 PPG

1970-71

(9-17 Overall, 3-11 ACC)

- G Dave Thomas, 6-1, Sr., 26, 13.0, 3.3, .453, .733
- G Bo Hawkins, 5-10, Jr., 16, 3.6, 1.5, .354, .600
- C Dave Angel, 6-11, So., 24, 13.7, 6.9, .517, .661
- F Dickie Foster, 6-6, Sr., 26, 9.2, 6.9, .397, .544
- F Pete Weddell, 6-6, Sr., 10, 5.4, 3.1, .511, .651
- Top Subs:** Bud Martin, G, 6-1, So., 5.7 PPG
John Coakley, G, 6-2, Sr., 4.8 PPG

ALL-TIME STARTING LINEUPS

1971-72

(10-16 Overall, 2-10 ACC)

- G Terrell Suit, 6-0, So., 19, 11.2, 2.3, .407, .753
- G Bo Hawkins, 5-10, Sr., 16, 3.1, 1.5, .386, .583
- C Dave Angel, 6-11, Jr., 23, 13.9, 9.7, .450, .709
- F Denny Odle, 6-5, So., 24, 13.2, 6.6, .436, .696
- F Mike Browning, 6-7, Jr., 25, 11.9, 7.3, .446, .715
- Top Subs:** Bud Martin, G, 6-1, Jr., 6.4 PPG
Jive Brown, G, 6-2, Jr., 3.9 PPG

1972-73

(12-14 Overall, 4-8 ACC)

- G Van Gregg, 6-2, So., 21, 13.6, 3.3, .410, .773
- G Terrell Suit, 6-0, Jr., 14, 7.1, 1.9, .419, .788
- Bud Martin, 6-0, Sr., 14, 5.8, 2.0, .446, .842
- C Dave Angel, 6-11, Sr., 19, 8.8, 6.7, .484, .709
- F Mike Browning, 6-6, Sr., 13, 8.5, 4.9, .459, .594
- F Jeff Reisinger, 6-6, Jr., 26, 11.7, 6.6, .528, .782
- Top Subs:** Wayne Croft, C, 6-9, So., 4.8 PPG
Jive Brown, G, 6-1, Sr., 4.7 PPG

1973-74

(14-12 Overall, 3-9 ACC)

- G Van Gregg, 6-2, Jr., 26, 13.8, 3.2, .385, .790
- G Jo Jo Bethea, 6-1, Jr., 16, 3.3, 1.5, .321, .600
- C Tree Rollins, 7-1, Fr., 26, 12.4, 12.2, .543, .629
- F Wayne Croft, 6-9, Jr., 25, 11.2, 8.0, .480, .800
- F Jeff Reisinger, 6-6, Sr., 20, 9.4, 4.9, .472, .815
- Top Subs:** Terrell Suit, G, 6-0, Sr., 5.7 PPG
Bruce Harman, G, 6-0, So., 3.7 PPG

1974-75

(17-11 Overall, 8-4 ACC)

- G Skip Wise, 6-4, Fr., 20, 18.5, 3.1, .489, .754
- G Jo Jo Bethea, 6-1, Sr., 28, 6.4, 1.5, .533, .647
- C Tree Rollins, 7-1, So., 28, 13.0, 11.7, .497, .597
- F Wayne Croft, 6-9, Sr., 28, 7.7, 3.0, .548, .589
- F Stan Rome, 6-5, Fr., 22, 10.4, 4.7, .428, .676
- Top Subs:** Colon Abraham, F, 6-7, Fr., 7.1 PPG
Van Gregg, G, 6-2, Sr., 6.6 PPG

Notes: Wise became the league's first first-team All-ACC choice as a freshman ... nine of the 11 losses were by five points or less ... beat three top-10 teams: Maryland (No. 3), North Carolina (No. 10), NC State (No. 4) ... advanced to NIT for first time ... ranked 19th in the nation in final UPI poll.

1975-76

(18-10 Overall, 5-7 ACC)

- G Bruce Harman, 6-1, Sr., 25, 7.0, 1.1, .542, .515
- G John Franken, 6-1, Jr., 15, 4.2, 1.4, .390, .600
- C Tree Rollins, 7-1, Jr., 28, 13.7, 11.0, .543, .566
- F Colon Abraham, 6-7, So., 26, 9.4, 3.9, .523, .720
- F David Brown, 6-8, Jr., 20, 11.6, 6.0, .527, .798
- Top Subs:** Stan Rome, F, 6-4, So., 11.7 PPG
Greg Coles, G, 6-0, Fr., 8.7 PPG

Notes: Beat No. 5 Wake Forest and No. 2 Maryland in back-to-back road games ... team 10th in nation in field goal percentage.

1976-77

(22-6 Overall, 8-4 ACC)

- G Derrick Johnson, 6-2, So., 23, 8.5, *6.0, .513, .887
- G John Franken, 6-1, Sr., 12, 4.6, 1.8, .413, .483
- C Tree Rollins, 7-1, Sr., 28, 14.1, 12.8, .580, .632
- F Stan Rome, 6-4, Jr., 27, 15.3, 3.3, .551, .617
- F David Brown, 6-8, Sr., 18, 7.1, 5.2, .448, .766
- Top Subs:** Colon Abraham, F, 6-7, Jr., 12.8 PPG
Greg Coles, G, 6-0, So., 8.6 PPG

Notes: Beat No. 4 North Carolina and No. 4 Wake Forest ... Rollins ranked 12th in the nation and led the ACC in rebounding ... team was seventh in field goal percentage defense, second in scoring margin, and 14th in scoring ... reached No. 10 ranking at mid-season ... Rollins was a first-round pick of the Atlanta Hawks.

1977-78

(15-12 Overall, 3-9 ACC)

- G Stan Rome, 6-5, Sr., 24, 12.7, 3.1, .448, .612
- G Derrick Johnson, 6-2, Jr., 25, 10.3, *5.1, .532, .838
- C Chubby Wells, 6-5, Jr., 22, 7.9, 4.9, .561, .667
- F Jimmy Howell, 6-7, Sr., 16, 8.7, 5.1, .541, .769
- F Colon Abraham, 6-7, Sr., 25, 10.7, 3.3, .527, .719
- Top Subs:** John Campbell, C, 6-10, So., 9.4 PPG, 7.2 RPG
Greg Coles, G, 6-2, Jr., 8.8 PPG

Notes: Team ranked 13th nationally in field goal percentage; * - assist average

1978-79

(19-10 Overall, 5-7 ACC)

- G Billy Williams, 6-3, Jr., 28, 13.2, 2.2, .527, .739
- G Bobby Conrad, 6-0, Jr., 17, 4.7, *3.5, .439, .806
- C John Campbell, 6-10, Jr., 11, 5.6, 4.6, .568, .593
- F Marvin Dickerson, 6-6, Sr., 28, 7.9, 4.9, .522, .635
- F Larry Nance, 6-10, So., 28, 11.1, 7.2, .519, .636
- Top Subs:** Derrick Johnson, G, 6-2, Sr., 7.9 PPG
Horace Wyatt, F, 6-9, Fr., 5.9 PPG

Notes: Won Sun Bowl Tourney ... beat Kentucky at Kentucky, 68-67 in OT, in what was then the largest crowd ever for NIT game; * - assist average

1979-80

(23-9 Overall, 8-6 ACC)

- G Billy Williams, 6-3, Sr., 32, 17.6, 3.3, .535, .748

- G Bobby Conrad, 6-2, Sr., 32, 7.8, *4.9, .500, .726
- C John Campbell, 6-10, Sr., 27, 10.9, 6.4, .580, .556
- F Larry Nance, 6-10, Jr., 32, 13.9, 8.1, .515, .598
- F Horace Wyatt, 6-10, So., 31, 8.0, 4.8, .481, .667
- Top Subs:** Fred Gilliam, F, 6-8, Fr., 6.6 PPG
Chris Dodds, G, 6-0, So., 5.9 PPG
Mitchell Wiggins, G, 6-4, So., 5.5 PPG

Notes: Reached Final Eight of NCAA Tournament ... defeated six top-20 teams, a school record ... beat No. 1 Duke before record crowd of 13,853 ... Williams was first-team All-ACC selection ... reached No. 10 rank in AP in mid-February ... team ranked 16th in the nation in scoring margin; * - assist average

1980-81

(20-11 Overall, 6-8 ACC)

- G Chris Dodds, 6-0, Jr., 31, 11.5, *6.0, .529, .731
- G Vincent Hamilton, 6-4, Fr., 22, 8.8, 4.6, .536, .730
- C Bill Ross, 6-10, Jr., 20, 5.8, 3.9, .473, .548
- F Larry Nance, 6-10, Sr., 27, 15.9, 7.6, .575, .690
- F Fred Gilliam, 6-8, So., 24, 9.3, 3.9, .473, .851
- Top Subs:** Horace Wyatt, F, 6-10, Jr., 8.4 PPG
Clarke Bynum, F, 6-7, Fr., 6.8 PPG

Notes: Lost in first round of the NIT ... Nance was a first-round pick of the Phoenix Suns ... Nance was a second-team All-ACC selection ... won Rainbow Classic, beat eventual NCAA champion Indiana ... beat No. 5 Wake Forest.

1981-82

(14-14 Overall, 4-10 ACC)

- G Vincent Hamilton, 6-4, So., 28, 15.0, 4.8, .586, .806
- G Mike Eppley, 6-2, So., 15, 4.3, *4.2, .437, .750
- C Horace Wyatt, 6-10, Sr., 28, 11.0, 6.7, .601, .630
- F Fred Gilliam, 6-9, Jr., 26, 10.7, 5.3, .478, .829
- F David Shaffer, 6-7, Fr., 16, 6.5, 3.3, .483, .754
- Top Subs:** Bill Ross, C, 6-10, Sr., 5.6 PPG
Clarke Bynum, F, 6-7, So., 5.4 PPG

Notes: Hamilton led the ACC in field goal percentage ... lost in first round of the NIT ... Raymond Jones received redshirt year ... team ranked 20th in the nation in free throw percentage ... Hamilton was a second-team All-ACC selection; * - assist average

1982-83

(11-20 Overall, 2-12 ACC)

- G Mike Eppley, 6-2, Jr., 18, 5.7, *5.0, .463, .759
- G Warren Wallace, 6-2, Fr., 20, 7.5, 2.2, .467, .522
- C Raymond Jones, 6-8, So., 31, 11.5, 7.1, .482, .700
- F David Shaffer, 6-7, So., 25, 9.1, 4.9, .480, .709
- F Fred Gilliam, 6-8, Sr., 16, 8.8, 4.4, .456, .800
- Top Subs:** Marc Campbell, G, 6-2, Jr., 9.1 PPG
Anthony Jenkins, F, 6-7, Fr., 8.4 PPG
Chris Michael, F, 6-5, 7.5 PPG

Notes: Led the ACC in three-point field goal percentage ... Hamilton received redshirt year due to injury.

1983-84

(14-14 Overall, 3-11 ACC)

- G Mike Eppley, 6-2, Sr., 11, 3.2, *3.3, .400, .818
- G Vincent Hamilton, 6-4, Jr., 24, 14.2, 5.4, .505, .671
- C Murray Jarman, 6-6, Sr., 27, 15.0, 5.5, .569, .738
- F Chris Michael, 6-5, So., 20, 7.5, 3.2, .461, .613
- F Raymond Jones, 6-8, Jr., 18, 7.0, 4.8, .483, .574
- Top Subs:** Anthony Jenkins, F, 6-7, Sr., 10.1 PPG
Marc Campbell, G, 6-2, Sr., 7.1 PPG

Notes: David Shaffer started first seven games at point guard, but was injured and lost for the year ... Jarman was named second-team All-ACC Tournament ... won at No. 15 Duke ... team led the nation with 20.5 assists per game; * - assist average.

1984-85

(16-13 Overall, 5-9 ACC)

- G Vincent Hamilton, 6-4, Sr., 28, 15.1, 6.9, .486, .803
- G Chris Michael, 6-5, Jr., 24, 8.8, 3.1, .398, .649
- C Glen McCants, 6-9, Jr., 20, 7.9, 6.0, .525, .640
- F Horace Grant, 6-9, So., 26, 11.3, 6.8, .555, .637
- F Glenn Corbit, 6-6, Jr., 25, 11.7, 3.2, .451, .685
- Top Subs:** Grayson Marshall, G, 6-2, Fr., 7.3 PPG, 6.6 APG
Raymond Jones, C, 6-9, Sr., 6.8 PPG
Harvey Grant, F, 6-10, Fr., 5.1 PPG

Notes: Advanced to NIT ... led the conference in rebounding ... McCants was injured in the 20th game and lost for the season ... beat three top-20 teams, No. 9 Georgia Tech, No. 11 North Carolina, and No. 20 Maryland ... team ranked 22nd nationally in rebound margin ... Marshall ranked 20th in the nation in assists.

1985-86

(19-15 Overall, 3-11 ACC)

- G Grayson Marshall, 6-2, So., 31, 8.3, *7.7, .463, .701
- G Larry Middleton, 6-3, Jr., 22, 11.4, 3.7, .424, .750
- C Glen McCants, 6-9, Sr., 34, 9.2, 5.6, .533, .727
- F Glenn Corbit, 6-6, Sr., 17, 9.9, 3.0, .502, .620
- F Horace Grant, 6-10, Jr., 31, 16.4, 10.5, .584, .725
- Top Subs:** Jerry Pryor, F, 6-7, Fr., 6.5 PPG
Anthony Jenkins, F, 6-7, Jr., 5.6 PPG

Notes: Grant ranked 10th in the nation, first in the ACC in rebounding ... Marshall tied for 13th in the nation in assists ... Grant ranked 27th nationally in field goal percentage ... team reached final eight of NIT ... handed Bradley its only regular season loss; * - assist average

1986-87

(25-6 Overall, 10-4 ACC)

- G Grayson Marshall, 6-2, Jr., 26, 6.1, *7.4, .450, .740
- G Michael Tait, 6-2, Sr., 31, 12.9, 3.4, .517, .711
- C Horace Grant, 6-10, Sr., 28, 21.0, 9.6, .656, .708
- F Jerry Pryor, 6-7, So., 31, 12.2, 4.7, .574, .720
- F Anthony Jenkins, 6-7, Sr., 30, 9.1, 3.7, .459, .706
- Top Subs:** Elden Campbell, C, 6-10, Fr., 8.8 PPG
Michael Brown, G, 6-4, Jr., 8.8 PPG
Larry Middleton, G, 6-3, Sr., 8.0 PPG

Notes: Grant was named the ACC's MVP, Ellis was ACC Coach-of-the-Year, first-ever honors for the school ... team finished 13th in national AP poll, first Clemson team to be in final AP top 20 ... Grant second-team AP and third-team UPI All-American ... Ellis was named NABC District Coach-of-the-Year ... Grant was the first ACC player to win statistical triple crown (PPG, RPG, FG%) ... Grant ranked third in the nation in field goal percentage ... Tait ranked 10th in the nation in three-point percentage ... Campbell ranked 28th in blocked shots, Grant was 28th in rebounds ... Marshall tied for 15th in assists ... set school record for wins in a season and in ACC play ... team ranked fourth in the nation in scoring, 15th in three-point percentage ... seventh in three-point goals per game; * - assist average

1987-88

(14-15 Overall, 4-10 ACC)

- G Grayson Marshall, 6-2, Sr., 27, 7.9, *6.3, .412, .768
- G Tim Kincaid, 6-3, So., 22, 10.3, *4.4, .497, .856
- C Elden Campbell, 6-10, So., 27, 18.8, 7.4, .629, .619
- F Dale Davis, 6-9, Fr., 21, 7.8, 7.7, .532, .506
- F Jerry Pryor, 6-7, Jr., 25, 12.0, 4.6, .593, .614
- Top Subs:** Donnell Bruce, G, 6-5, Fr., 6.7 PPG
Ricky Jones, F, 6-7, Fr., 5.4 PPG

Notes: Campbell ranked first in the ACC and 10th in the nation in field goal percentage, first in the ACC and eighth in the nation in blocked shots ... Davis was the second freshman of the decade to finish among the top five rebounders in the ACC ... team led the ACC in field goal percentage defense ... team advanced to NIT ... Campbell ranked as the top field goal shooter and shot blocker among sophomores nationally; * - assist average

1988-89

(19-11 Overall, 7-7 ACC)

- G Marion Cash, 6-3, 180, Jr., 19, 6.7, *5.6, .469, .611
- G Derrick Forrest, 6-3, 175, Jr., 28, 12.5, 3.9, .457, .583
- C Elden Campbell, 6-10, 215, Jr., 25, 17.5, 7.7, .550, .688
- F Jerry Pryor, 6-7, 215, Sr., 22, 6.2, 5.1, .510, .571
- F Ricky Jones, 6-7, 195, So., 16, 4.3, 1.5, .427, .760
- Top Subs:** Dale Davis, 6-9, 225, So., 14, 13.3, 8.9, .670, .646
Tim Kincaid, 6-3, 180, Jr., 15, 8.7, 2.1, .472, .773

Notes: Davis was third in the nation in field goal percentage and first in the ACC ... set the ACC's single-season field goal percentage mark (.670) ... Campbell was tied for ninth in the nation and first in the ACC in blocked shots ... Davis led the ACC in rebounding and field goal percentage ... team was ranked as high as 19th by Sporting News at midseason ... defeated No. 3 North Carolina and No. 9 Duke during the regular season ... Campbell was second-team All-ACC, Davis was third-team (AP) ... team advanced to final 32 of NCAA Tournament ... team led the ACC in blocked shots for second straight year; * - assist average

1989-90

(24-8 Overall, 10-4 ACC)

- G Marion Cash, 6-3, 180, Sr., 34, 8.4, 2.9, .429, .651
- G David Young, 6-5, 175, So., 27, 6.1, 1.7, .363, .658
- C Elden Campbell, 6-11, 215, Sr., 30, 16.4, 8.0, .522, .599
- F Dale Davis, 6-11, 230, Jr., 34, 15.3, 11.3, .625, .596
- F Derrick Forrest, 6-3, 175, Sr., 8.2, 3.1, .482, .466
- Top Subs:** Sean Tyson, 6-7, 215, Jr., 8.5, 4.1, .550, .583
Ricky Jones, 6-7, 195, Jr., 3.8, 1.5, .505, .611
Kirkland Howling, 6-4, 180, Sr., 7.4, 2.0, .463, .708

Notes: Clemson won its first ever ACC regular season championship ... Davis led the conference in field goal percentage and rebounds for the second consecutive year, a first in conference history ... the team came back from a halftime deficit to gain victory on six different occasions ... first Clemson team to have two first-team All-ACC players (Davis and Campbell) ... Ellis named ACC Coach-of-the-Year ... ranked 17th in final AP and UPI polls ... 13th in USA Today ... set record for homecourt winning streak, advanced mark to 24 in a row ... led ACC in field goal percentage defense and blocked shots.

1990-91

(11-17 Overall, 2-12 ACC)

- G Eric Burks, Fr., 6-3, 20, 9.0, 2.4, .428, .650
- G David Young, Jr., 6-5, 14, 10.9, 3.1, .440, .833
- C Dale Davis, Sr., 6-11, 28, 17.9, 12.1, .522, .580
- F Ricky Jones, Sr., 6-7, 24, 10.7, 4.4, .547, .620
- F Steve Harris, Fr., 6-4, 20, 4.5, 3.4, .370, .442
- Top Subs:** Colby Brown, Sr., 6-8, 200, 5.1, 3.1, .496, .708
Andre Bovain, Fr., 6-1, 170, 5.0, 2.7, .413, .500
Donnell Bruce, Sr., 6-5, 175, 4.3, 1.3, .409, .769

Notes: Davis finished the season ranked 10th in the nation in rebounding and 17th in blocked shots.

1991-92

(14-14 Overall, 4-12 ACC)

- G Chris Whitney, Jr., 6-1, 27, 13.4, *5.8, .410, .767
- G Andre Bovain, So., 6-1, 18, 9.4, 3.3, .455, .406
- C Sharonne Wright, Fr., 6-10, 23, 12.0, 8.1, .498, .563
- F Steve Harris, So., 6-4, 19, 6.8, 3.6, .417, .571



ALL-TIME STARTING LINEUPS

F Corey Wallace, Jr., 6-7, 13, 7.6, 4.2, .538, .712
Top Subs: Devin Gray, Fr., 6-6, 12, 10.9, 5.1, .520, .430
 Eric Burks, So., 6-1, 13, 7.1, 2.2, .504, .600
 Kevin Hines, Jr., 6-7, 12, 6.2, 4.2, .483, .622
Notes: Wright finished the season ranked 31st in the nation in blocked shots ... Whitney was 30th in three-point goals per game ... team defeated No. 16 Florida State and No. 24 Georgia Tech ... team set an ACC record with 24 overtime points in win over Georgia Tech ... Wright led the ACC in blocked shots and offensive rebounds; * - assist average

1992-93

(17-13 Overall, 5-11 ACC)
 G Chris Whitney, Sr., 6-0, 171, 29, 15.7, *6.4, .441, .802
 G Andre Bovain, Jr., 6-1, 175, 16, 9.6, 4.9, .438, .592
 C Sharone Wright, So., 6-10, 260, 29, 15.0, 10.5, .567, .669
 F Jeff Brown, Jr., 6-3, 195, 16, 7.9, 2.6, .376, .704
 F Devin Gray, So., 6-6, 230, 25, 16.7, 5.5, .530, .637
Top Subs: Kevin Hines, F, Sr., 6-7, 240, 10, 6.4, 3.3, .519, .690
 Bruce Martin, G, So., 6-2, 175, 11, 4.7, 1.4, .354, .810
 Wayne Buckingham, F/C, Jr., 6-8, 275, 6, 4.3, 2.9, .505, .459
 Lou Richie, G, Jr., 5-9, 160, 3, 1.6, *2.4, .458, .500
Notes: Wright ranked second nationally in blocks per game and 20th in rebounds per game ... Whitney was 26th in three-point goals per game and 24th in assists per game ... Wright led the ACC in blocks and rebounds ... beat No. 12 Florida State, 87-75 in ACC Tourney, first win as lower seed in 31 years ... also beat No. 12 Wake Forest 76-74 and No. 22 Georgia Tech in Atlanta, 89-84 ... Cliff Ellis became Clemson's winningest coach with 92-82 win over NC State on 3-3-93 ... beat Auburn 84-72 in first round of the NIT ... led the ACC in steals per game ... Corey Wallace redshirted season due to shoulder injury; * - assist average

1993-94

(18-16 Overall, 6-10 ACC)
 G Lou Richie, Sr., 5-9, 160, 29, 4.8, *5.5, .349, .667
 G Andre Bovain, Sr., 6-1, 180, 29, 11.5, 4.1, .435, .628
 C Sharone Wright, Jr., 6-11, 260, 33, 15.4, 10.6, .525, .644
 F Jeff Brown, Sr., 6-3, 200, 19, 9.5, 3.2, .432, .787
 F Wayne Buckingham, Sr., 6-8, 275, 15, 3.4, 3.3, .394, .636
 Rayfield Ragland, Jr., 6-6, 215, 15, 5.8, 3.5, .462, .633
Top Subs: Devin Gray, F, Jr., 6-6, 230, 14, 14.4, 6.0, .572, .544
 Corey Wallace, F, Sr., 6-6, 225, 6, 6.2, 2.9, .422, .727
 Merl Code, G, Fr., 6-2, 170, 5, 4.1, *2.7, .333, .809
Notes: Sharone Wright was second-team All-ACC and Devin Gray was third-team All-ACC ... Bovain, Brown, and Richie were all honorable mention All-ACC ... Gray led the ACC in field goal percentage ... Wright was 19th in the nation in rebounding and 15th in blocks ... Wright led the ACC in offensive rebounds ... Wright was also chosen All-District by USBWA ... Cliff Ellis announced his resignation effective at end of the year on January 7 ... Clemson defeated No. 20 Oklahoma State at the Rainbow Classic, and No. 2 North Carolina on February 17 in Littlejohn Coliseum ... team advance to Final 8 of the NIT with wins over Southern Miss and West Virginia ... Rick Barnes named Clemson head coach on March 22 ... Devin Gray suffered a heart attack on April 4, 1994; * - assist average

1994-95

(15-13 Overall, 5-11 ACC)
 G Merl Code, So., 6-2, 170, 28, 11.8, 3.8, .406, .814
 G Bruce Martin, Gr., 6-2, 180, 28, 8.6, 1.4, .452, .875
 C Iker Iturbe, Fr., 6-7, 230, 20, 6.5, 3.8, .466, .596
 F Greg Buckner, Fr., 6-4, 190, 28, 12.0, 5.9, .526, .513
 F Andy Kelly, Sr., 6-5, 195, 28, 5.1, 2.6, .380, .828
Top Subs: Bill Harder, G, So., 6-0, 175, 0, 8.0, 2.1, .464, .805
 Rayfield Ragland, F, Sr., 6-5, 215, 1, 8.5, 5.4, .497, .600
Notes: Greg Buckner was Clemson's first-ever ACC Rookie-of-the-Year ... team led the ACC in fewest turnovers per game with 11.57, second-lowest figure in ACC history ... led the ACC and ranked ninth in the nation in scoring defense, allowing 62.5 points per game ... Merl Code became the fifth Tiger in history to accumulate at least 100 rebounds, 100 assists, and 50 steals in a season ... Buckner made school record 16 consecutive field goals in December ... team was ranked 18th in AP poll after 10-0 start, first ranking in five years ... sixth place ACC finish was program's best in five years ... Rick Barnes won his first 10 games, best start of any coach in Clemson history ... team won two of three games in North Carolina triangle, just the third time in school history ... swept Duke for first time in 18 years, including just the fourth win in history at Duke ... advanced to the NIT where the Tigers lost to eventual champion Virginia Tech.

1995-96

(18-11 Overall, 7-9 ACC)
 G Terrell McIntyre, Fr., 5-8, 175, 21, 12.7, 2.8, .401, .792
 G Greg Buckner, So., 6-4, 200, 29, 13.1, 5.1, .472, .672
 C Tom Wideman, Fr., 6-10, 240, 29, 5.8, 5.2, .485, .562
 F Tony Christie, Fr., 6-6, 215, 14, 8.0, 2.7, .435, .556
 F Andrius Jurkunas, Fr., 6-9, 215, 26, 8.1, 4.7, .420, .615
Top Subs: Harold Jamison, F, Fr., 6-9, 238, 6, 7.6, 5.9, .519, .615
 Merl Code, G, Jr., 6-2, 190, 11, 12.5, 3.6, .442, .897
 Bill Harder, G, Jr., 6-2, 185, 9, 4.3, 2.1, .333, .720
Notes: Team advanced to the NCAA Tournament for the first time in six years ... ranked in AP top 25 six weeks in a row ... beat four top-25 teams, including No. 6 Wake Forest, 55-41 ... that is second-highest number of top-25 wins in a season ... beat North Carolina in the ACC Tournament 75-73 on a dunk by Greg Buckner with 0.6 seconds left ... first win over North Carolina in the ACC Tournament and the first time Clemson beat North Carolina in the state of North Carolina after 37 straight



CHRIS WHITNEY WAS A TWO-YEAR STARTER FROM 1991-93 AT GUARD.

losses ... Buckner was named first-team All-ACC Tournament ... McIntyre was a first-team ACC All-Rookie selection ... only team in the nation that started four freshmen and advanced to NCAAAs ... set single-season home attendance record with over 150,000 fans attending home games ... team ranked 12th in the nation in scoring defense ... Iker Iturbe received an injury redshirt.

1996-97

(23-10 Overall, 9-7 ACC)
 G Terrell McIntyre, So., 5-9, 175, 33, 13.4, *4.4, .391, .797
 G Merl Code, Sr., 6-2, 190, 33, 10.9, 2.5, .400, .807
 C Harold Jamison, So., 6-8, 245, 22, 7.6, 5.7, .597, .567
 F Greg Buckner, Jr., 6-4, 210, 33, 15.6, 4.5, .483, .708
 F Tom Wideman, So., 6-10, 250, 21, 4.3, 5.2, .560, .606
Top Subs: Iker Iturbe, So., 6-7, 235, 20, 5.9, 4.0, .456, .439
 Vincent Whitt, F, Fr., 6-6, 185, 0, 4.5, 3.0, .409, 3.0
 Andrius Jurkunas, F, So., 6-9, 230, 3, 2.5, 1.7, .276, .630
Notes: Ranked as high as No. 2 in the AP poll on Jan. 20, Clemson's highest ranking ever ... finished the season ranked No. 8 in final USA Today poll, also the highest in Tiger history, while Clemson played the ninth-toughest schedule in the nation ... advanced to the Sweet 16, the first time Clemson had done so since 1990 and only the third time in history ... had five wins over ranked teams ... started season by upsetting No. 3 Kentucky (defending national champions); highest ranked non-conference victory in school history ... ranked in the top 20 in every poll, a first in Clemson history ... had a 12-game winning streak ... won its first five ACC games ... team won more games away from home than any other Tiger team in history ... set a single-season attendance record and recorded six sellouts ... also sold a record number of season tickets (7,433) ... took No. 1 seed Minnesota into double overtime in the Sweet 16 in San Antonio before falling 84-90 ... Sports Illustrated did a feature story on the Tiger basketball program for the first time in its 43 years ... Buckner and McIntyre were both named second-team All-ACC ... opened the season with 4,500 fans at the first-ever Midnight Madness in Littlejohn Coliseum; * - assist average

1997-98

(18-14 Overall, 7-9 ACC)
 G Terrell McIntyre, Jr., 5-9, 175, 23, 13.9, *5.3, .427, .779
 G Greg Buckner, Sr., 6-4, 210, 32, 16.3, 4.1, .537, .696
 C Tom Wideman, Jr., 6-10, 250, 24, 4.4, 4.8, .533, .433
 F Tony Christie, Jr., 6-6, 210, 25, 8.0, 1.8, .444, .454
 F Iker Iturbe, Jr., 6-7, 235, 20, 5.8, 2.6, .471, .653
Top Subs: Harold Jamison, F, Jr., 6-8, 250, 12, 9.8, 7.3, .592, 481
 Vincent Whitt, G, So., 6-6, 185, 6, 5.5, 2.8, .400, .652
 Johnny Miller, G, Jr., 6-0, 180, 7, 4.3, *1.7, .298, .667
 Mohamed Woni, F, So., 6-9, 235, 1, 3.7, 2.8, .523, .658
 Adam Allenspach, C, Fr., 7-1, 235, 10, 2.1, 1.2, .436, .692
Notes: Began season ranked No. 5 in AP preseason poll, highest preseason ranking in school history ... defeated three top-25 teams, including No. 6 South Carolina ... fourth straight win over South Carolina ... set school record for total attendance and average ... chosen for NCAA Tournament, third straight year, a Clemson first ... Buckner was second-team All-ACC ... Buckner started record 122 consecutive games ... team defeated Florida State in Tallahassee, 78-49, largest ACC road victory margin in school history ... McIntyre was first-team All-ACC Tournament ... Wideman was named first-team Academic All-District ... Jamison led the ACC in offensive rebounding ... team faced fourth toughest schedule in nation; * - assist average

1998-99

(20-15 Overall, 5-11 ACC)
 G Terrell McIntyre, Sr., 5-9, 182, 35, 17.9, *5.4, .436, .793
 G Johnny Miller, Sr., 6-0, 173, 18, 5.9, 4.1, .300, .545
 C Tom Wideman, Sr., 6-10, 250, 35, 7.4, 7.1, .519, .581
 F Harold Jamison, Sr., 6-8, 250, 35, 12.7, 9.9, .674, .521
 F Andrius Jurkunas, Jr., 6-9, 235, 24, 7.6, 3.8, .444, .695
Top Subs: Tony Christie, F, Sr., 6-6, 210, 11, 5.9, 2.2, .414, .500
 Adam Allenspach, C, So., 7-1, 257, 0, 4.8, 3.5, .536, .681
 Will Solomon, G, Fr., 6-2, 170, 6, 6.3, 1.5, .360, .621
Notes: Clemson finished the season ranked eighth in the nation in rebound margin, highest final ranking in that category in school history ... Jamison ranked 18th in the nation in rebounding, he would have led the nation in field goal percentage had he made one more field goal over the course of the entire season ... team advanced to championship of the NIT, losing to California by one point ... Clemson had the leading rebounder (Jamison) and leading scorer (McIntyre) in the ACC, first time since 1972-73 that the same team had different players as top scorer and rebounder ... McIntyre ended his career second in Clemson history in scoring and assists ... Jamison and McIntyre made NIT All-Tournament Team ... Wideman won ACC's Weaver-James-Corrigan award ... senior class finished with 79 wins, tied for second-most in school history ... Shyatt set school record for wins by a rookie head coach with 20; * - assist average

1999-00

(10-20 Overall, 4-12 ACC)
 G Edward Scott, Fr., 6-0, 160, 21, 6.5, *3.3, .311, .750
 G Will Solomon, So., 6-1, 170, 30, 20.9, 4.1, .401, .684
 C Adam Allenspach, Jr., 7-1, 265, Jr., 29, 11.4, 7.1, .457, .740
 F Andrius Jurkunas, Sr., 6-9, 235, 25, 8.5, 5.1, .367, .641
 F Chucky Gilmore, So., 6-8, 265, 23, 3.7, 6.1, .387, .441
Top Subs: Pasha Bains, Fr., 6-3, 200, 4, 5.7, 1.7, .370, .778
 Dustin Braddick, So., 6-5, 210, 4.9, 4.3, .425, .667
 Ray Henderson, Fr., 6-8, 255, 3.9, 3.8, .528, .538
Notes: Solomon led the ACC in scoring and ranked 16th in the nation with a 20.9 average ... Solomon made first-team All-ACC, first Tiger to make first team since 1990, first Clemson sophomore to do it in 30 years ... Solomon also made NABC All-District team ... Solomon improved his scoring average by 14.6 points, biggest one-season jump in ACC history ... Jurkunas finished career as Clemson's career leader in three-point goals by a forward ... season included victory over a No. 21 NC State team, and a win on the road at NC State ... defeated rival South Carolina for the sixth straight year ... victory total also included win over a Winthrop team that went to the NCAAAs; * - assist average

2000-01

(12-19 Overall, 2-14 ACC)
 G Edward Scott, So., 6-0, 180, 30, 7.3, *4.2, .391, .821
 G Will Solomon, Jr., 6-1, 185, 28, 19.7, 2.9, .397, .788
 C Ray Henderson, So., 6-8, 250, 21, 5.4, 4.8, .535, .567
 F Chris Hobbs, Fr., 6-7, 250, 16, 7.3, 6.3, .566, .688
 F Dwon Clifton, Fr., 6-5, 190, 17, 3.9, 2.6, .375, .464
Top Subs: Tony Stockton, Fr 6-1, 165, 6, 12.0, 1.9, .374, .836
 Adam Allenspach, Sr., 7-1, 265, 15, 7.7, 5.5, .453, .676
 Pasha Bains, So., 6-3, 205, 12, 4.9, 1.1, .447, .524
Notes: Team defeated No. 1 North Carolina 75-65 in February, Clemson's second win in history over nation's top ranked team ... North Carolina had 18-game winning streak entering the

ALL-TIME STARTING LINEUPS

game ... Solomon second-team All-ACC ... Solomon set school record for consecutive double figure scoring games with 52 ... Solomon turned pro a year early and was a second-round pick of the Grizzlies ... Solomon also broke the school record for three-point goals per game in a season ... Stockman and Hobbs made ACC All-Rookie team ... Stockman led all ACC rookies in scoring, Hobbs led all ACC rookies in rebounding ... team set school record for three-point goals in a season with 248 ... team played 13 games against top-25 teams; * - assist average

2001-02

(13-17 Overall, 4-12 ACC)

- G Edward Scott, 6-0, Jr., 30, 11.9, *7.9, .405, .674
- G Tony Stockman, 6-1, So., 27, 12.2, 2.5, .351, .686
- C Ray Henderson, 6-8, Jr., 30, 8.1, 8.8, .546, .629
- F Jamar McKnight, 6-5, Sr., 24, 12.5, 4.2, .461, .750
- F Chris Hobbs, 6-7, So., 30, 11.6, 6.1, .541, .623

Top Subs: Chey Christie, 6-4, Fr., 5.3 PPG
Tomas Nagys, 6-10, Jr., 4.9 PPP, 4.5 RPG
Sharrod Ford, 6-9, Fr., 4.5 PPG, 3.6 RPG, .606

Notes: Scott earned third-team All-ACC honors and was third in the nation in assists per game with 7.93, a school single season record ... Scott had 30 points and 16 assists in double overtime win over Wake Forest, just the second player in ACC history to have 30 points and at least 15 assists in the same game (Kenny Anderson, Georgia Tech) ... team led the ACC in rebounding for first time since 1984-85 ... defeated two top-20 teams, a No. 5 Virginia team, by 16 points, and a No. 17 Wake Forest team in double overtime, 118-115, the highest scoring game in Clemson history for two teams combined; * - assist average

2002-03

(15-13 Overall, 5-11 ACC)

- G Edward Scott, 6-0, Sr., 175, 28, 17.7, 3.7, .386, .739
- G Chey Christie, 6-4, So., 178, 27, 11.5, 2.9, .401, .692
- C Sharrod Ford, 6-9, So., 220, 27, 7.5, 6.8, .564, .458
- F Olu Babalola, 6-6, So., 255, 26, 7.6, 3.7, .423, .662
- F Chris Hobbs, 6-7, Jr., 260, 18, 6.3, 5.5, .508, .581

Top Subs: Ray Henderson, 6-8, Sr., 275, 10, 5.4, 4.8, .551, .660
Tomas Nagys, 6-10, Sr., 250, 1, 6.6, 3.8, .500, .739
Shawan Robinson, 6-2, Fr., 170, 0, 4.9, 1.2, .450, .733

Notes: Scott was named first-team All-ACC, first Clemson point guard in 43 years to be a first-team selection ... he finished the season third in the ACC in scoring and fifth in assists ... the senior also became the ninth player in ACC history to reach 1000 points, 500 assists and 400 rebounds ... team led ACC in fewest turnovers per game (13.46) ... Robinson made .475 of his three-point shots, third-best in Clemson history ... team won three straight ACC games from Feb. 15-22, longest streak in league play since 1996-97 ... opened the season with nine straight wins ... defeated Cincinnati in December, 58-51, Bearcats went on to NCAA Tournament.

2003-04

(10-18 Overall, 3-13 ACC)

- G Vernon Hamilton, Fr., 6-0, 192, 17, 7.3, 3.7, .385, .524
- G Chey Christie, Jr., 6-4, 183, 26, 9.1, 2.7, .406, .679

- C Sharrod Ford, Jr., 6-9, 223, 28, 11.9, 7.2, .537, .629
 - F Olu Babalola, Jr., 6-6, 242, 28, 9.0, 4.6, .355, .753
 - F Chris Hobbs, Sr., 6-7, 260, 24, 7.7, 5.4, .497, .548
- Top Subs:** Shawan Robinson, So., 6-2, 183, 12, 10.8, 3.1, .426, .753
Akin Akingbala, So., 6-9, 230, 4, 4.8, 4.6, .606, .500
Lamar Rice, Jr., 6-7, 210, 0, 4.0, 2.6, .338, .471

Notes: Ford ranked second in the ACC and 21st in the nation in blocks per game ... team had two wins over top-15 teams, defeating No. 12 North Carolina and No. 15 NC State ... made 11-13 three-point goals in win over North Carolina for an .846 accuracy, best in Clemson history and sixth best single-game percentage in the history of college basketball ... defeated Boston College and East Tennessee State, giving the team four wins over teams that advanced to the NCAA Tournament ... played the fourth most difficult schedule in the nation (Sagarin) and the sixth most difficult (RPI) ... Akingbala and Robinson both made first-team Academic All-ACC.

2004-05

(16-16 Overall, 5-11 ACC)

- G Cliff Hammonds, Fr., 6-3, 175, 31, 10.6, 3.6, .432, .646
- G Vernon Hamilton, So., 6-0, 190, 19, 6.8, 2.6, .425, .602
- G Shawan Robinson, Jr., 6-2, 170, 17, 10.8, 2.9, .408, .837
- C Sharrod Ford, Sr., 6-9, 230, 32, 14.9, 8.2, .512, .585
- F Cheyenne Moore, Fr., 6-6, 190, 17, 6.6, 2.5, .363, .828

Top Subs: Olu Babalola, Sr., 6-6, 245, 11, 6.8, 3.7, .366, .705
James Mays, Fr., 6-9, 215, 8, 4.3, 3.4, .459, .438
Akin Akingbala, Jr., 6-9, 220, 13, 5.8, 4.1, .593, .520
Sam Perry, Fr., 6-5, 190, 12, 4.0, 2.7, .476, .475

Notes: Clemson advanced to postseason play for the first time since 1999 ... Ford earned third-team All-ACC honors and helped Clemson to a three-game sweep of Maryland ... also had game-winning dunk at the buzzer on senior night to lift Clemson to victory over Virginia Tech ... Tigers defeated South Carolina, 63-62, in overtime in Columbia ... Robinson and Hammonds were academic All-ACC ... Hammonds made the ACC All-Freshman team and was a four-time Rookie-of-the-Week honoree ... Clemson was the only school in the nation to rank in top 20 in both steals and blocks per game.

2005-06

(19-13 Overall, 7-9 ACC)

- G Cliff Hammonds, So., 6-3, 197, 32, 10.1, 3.4, .402, .565
- G Vernon Hamilton, Jr., 6-0, 195, 23, 12.0, 3.2, .447, .551
- C Akin Akingbala, Sr., 6-9, 240, 32, 12.1, 8.2, .576, .556
- F K.C. Rivers, Fr., 6-5, 210, 12, 7.1, 4.8, .377, .840
- F Sam Perry, So., 6-5, 208, 22, 6.3, 3.0, .485, .645

Top Subs: Shawan Robinson, Sr., 6-2, 190, 11, 12.3, 2.2, .354, .913
James Mays, So., 6-9, 222, 11, 9.2, 7.6, .541, .525
Julius Powell, Fr., 6-7, 208, 11, 5.5, 2.7, .376, .615

Notes: Clemson advanced to postseason play for the second consecutive year, a first since 1997-99 ... Clemson led the ACC and was second nationally in steals per game ... the Tigers won their first eight-team tournament since 1980 by capturing the 2005 San Juan Shootout crown ... the team won seven ACC games, most since the 1997-98 season ... earned a sweep of Georgia Tech, a first since the 1996-97 season ... Hamilton earned ACC All-Defensive Team honors after becoming the first Tiger ever to lead the league in steals per game ... Hamilton

set the school's career and single-season records for steals ... Robinson ranked third nationally in free throw shooting at 91.3 percent, which also led the ACC ... Robinson was named academic All-ACC for the fourth time.

2006-07

(25-11 Overall, 7-9 ACC)

- G Cliff Hammonds, Jr., 6-3, 197, 36, 11.6, *4.1, .465, .644
- G Vernon Hamilton, Sr., 6-0, 195, 36, 12.3, 3.1, .468, .490
- C Trevor Booker, Fr., 6-7, 215, 36, 10.4, 6.4, .602, .615
- F Sam Perry, Jr., 6-5, 208, 28, 3.6, 2.7, .432, .481
- F James Mays, Jr., 6-9, 225, 34, 12.2, 6.4, .478, .550

Top Subs: K.C. Rivers, So., 6-5, 210, 14.0, 4.5, .462, .735
Julius Powell, So., 6-7, 208, 0, 2.6, 1.4, .286, .571

Notes: Clemson advanced to the championship game of the NIT for the second time in school history, falling to West Virginia 78-73 in the final ... team tied the school record for overall wins (25) and consecutive wins (17) ... Clemson was the nation's last remaining unbeaten ... the Tigers were ranked in the coaches' poll for eight weeks, with a high of No. 14 on Jan. 8 ... team went 18-1 against non-conference competition, which included six wins over schools from the Big East, Big Ten, and SEC ... Mays was second-team All-District and honorable mention All-ACC ... Rivers was named to NIT All-Tournament Team ... Hamilton concluded his career sixth in ACC history with 271 total steals ... three players, including Hammonds, were named Academic All-ACC; * - assist average.

2007-08

(24-10 Overall, 10-6 ACC)

- G Cliff Hammonds, Sr., 6-3, 200, 34, 11.4, 4.1, .467, .459
- G Demontez Stitt, Fr., 6-2, 170, 20, 8.8, *2.9, .408, .761
- C Trevor Booker, So., 6-7, 240, 34, 11.0, 7.3, .555, .573
- F K.C. Rivers, Jr., 6-5, 215, 33, 14.7, 6.3, .438, .677
- F James Mays, Jr., 6-9, 230, 28, 10.7, 6.8, .483, .549


Top Subs: Terence Oglesby, Fr., 6-2, 185, 0, 10.5, 1.8, .381, .851
Sam Perry, Sr., 6-5, 215, 14, 3.1, 2.3, .433, .667
David Potter, So., 6-6, 205, 0, 4.8, 2.1, .412, .733
Raymond Sykes, Jr., 6-9, 220, 6, 4.4, 2.4, .573, .500

Notes: Clemson advanced to NCAA Tournament for first time in 10 years ... also advanced to championship game of the ACC Tournament for only the second time in school history ... equaled highest number of ACC wins (10) in Clemson history ... finished the year with a No. 22 ranking in the AP poll, Clemson's first final ranking since the 1996-97 season ... defeated a top-10 Duke team in the semifinals of the ACC Tournament ... Rivers and Hammonds were named second and third-team All-ACC, respectively ... both were All-District as well ... Hammonds became first Clemson player named All-ACC on the court and in the classroom for the first time since 1967 ... Hammonds first-ever recipient of the Skip Prosser Award ... a record four players were named to the All-ACC Tournament teams, including first-team selections Booker and Rivers ... Clemson ranked in the top 20 nationally in both blocks and steals per game; * - assist average.

2008-09

(23-9 Overall, 9-7 ACC)

- G Demontez Stitt, So., 6-2, 175, 32, 8.7, *3.8, .413, .673



TONY CHRISTIE PLAYED 115 GAMES OVER HIS CAREER FROM 1995-99, HELPING THE TIGERS TO THREE NCAA BIDS.



ALL-TIME STARTING LINEUPS

- G Terrence Oglesby, So., 6-2, 190, 31, 13.2, 1.7, .375, .845
- C Raymond Sykes, Sr., 6-9, 220, 31, 7.9, 5.1, .578, .557
- F K.C. Rivers, Sr., 6-5, 215, 32, 14.2, 6.0, .449, .667
- F Trevor Booker, Jr., 6-7, 240, 32, 15.3, 9.7, .571, .707

- Top Subs:** David Potter, Jr., 6-6, 205, 0, 4.9, 2.2, .380, .756
 Jerai Grant, So., 6-8, 215, 1, 4.7, 3.2, .644, .647
 Andre Young, Fr., 5-9, 160, 0, 4.4, *2.1, .377, .632
 Tanner Smith, Fr., 6-5, 205, 0, 3.6, 1.8, .448, .667

Notes: Clemson posted 20 or more wins for the third straight season, a school record ... Tigers finished as No. 7 seed in the South Regional of the NCAA Tournament ... finished the season ranked No. 24 in AP poll ... improved winning percentage for the fifth straight season ... defeated No. 3 Duke by 27-point margin, largest ever for Clemson against a ranked opponent ... defeated seven ACC foes by double digits, a school record; Booker named second-team All-ACC, also named to All-ACC Defensive Team ... Booker led the ACC in field goal percentage and rebounding, first player to do that since Tim Duncan for Wake Forest in 1996-97 ... Rivers became school's all-time leader with 281 three-point goals ... Clemson was nation's only team to rank in top 10 in both blocked shots and steals per game; * - assist average.

2009-10

(21-11 Overall, 9-7 ACC)

- G Demontez Stitt, Jr., 6-2, 175, 29, 11.4, *3.1, .454, .783
- G Tanner Smith, So., 6-5, 220, 32, 8.7, 4.2, .401, .740
- C Jerai Grant, Jr., 6-8, 220, 29, 7.2, 4.7, .632, .593
- F David Potter, Sr., 6-6, 215, 30, 7.0, 2.7, .364, .686
- F Trevor Booker, Sr., 6-7, 240, 32, 15.2, 8.4, .521, .591

- Top Subs:** Andre Young, So., 5-9, 170, 3, 9.2, *2.4, .401, .800
 Noel Johnson, Fr., 6-6, 190, 2, 4.8, 1.9, .372, .727
 Devin Booker, Fr., 6-8, 235, 1, 4.5, 2.9, .561, .533
 Milton Jennings, Fr., 6-9, 225, 0, 3.3, 2.7, .374, .643

Notes: Clemson posted 20 or more wins for fourth straight season, a school record ... Tigers finished as No. 7 seed in the East Regional of NCAA Tournament ... ranked in national polls for 12 weeks during regular season ... compiled a 7-1 record at home versus ACC foes ... eighth in NCAA in steals per game and 10th in three-point percentage defense ... Trevor Booker named first-team All-ACC, a first for the Tigers since 2003 ... he went on to be a first-round draft choice at No. 23 overall ... named to the ACC's All-Defensive Team ... he and Potter combined to lead Clemson to 93 victories in their four years with the program, an all-time high for a senior class ... Smith and Young named All-ACC Academic ... Clemson played host to ESPN College GameDay on Jan. 23, 2010 against Duke; * - assist average.

2010-11

(22-12 Overall, 9-7 ACC)

- G Demontez Stitt, Sr., 6-2, 180, 30, 14.5, 4.3, .433, .732
- G Andre Young, Jr., 5-9, 175, 33, 11.1, *3.0, .406, .705
- C Jerai Grant, Sr., 6-8, 230, 31, 12.4, 6.7, .571, .711
- F Tanner Smith, Jr., 6-5, 210, 30, 7.8, 3.5, .411, .728
- F Devin Booker, So., 6-8, 245, 33, 8.1, 5.5, .447, .734

- Top Subs:** Milton Jennings, So., 6-9, 225, 4, 8.3, 5.2, .410, .772
 Bryan Narcisse, Jr., 6-6, 220, 4, 2.9, 1.6, .500, .531
 Cory Stanton, Fr., 5-10, 175, 0, 2.4, 0.6, .345, .667
 Zavier Anderson, Sr., 5-9, 170, 4, 1.3, 1.3, .467, .421

Notes: Clemson posted 20 or more wins for the fifth straight season, a school record ... Tigers earned invitation to the NCAA Tournament for fourth straight year, also a record ... won first NCAA Tournament game in 14 years vs. UAB ... advanced to semifinals of ACC Tournament for second time in last four years ... Brownell sets first-year Clemson coaching records for wins (22) and winning percentage (.647) ... led the ACC in scoring defense, allowing just 61.4 points per game, a figure that ranked 24th nationally ... Stitt named third-team All-ACC and was also first-team All-ACC Tournament ... Grant named to All-ACC Defensive Team ... Stitt first player at Clemson to start on four NCAA Tournament teams ... Young led the ACC with 2.55 assist-to-turnover ratio ... Smith named to third straight All-ACC Academic Team; * - assist average.

2011-12

(16-15 Overall, 8-8 ACC)

- G Andre Young, Sr., 5-9, 170, 31, 13.3, 2.7, .416, .828
- G Tanner Smith, Sr., 6-5, 210, 31, 11.2, 5.1, .457, .721
- C Devin Booker, Jr., 6-8, 245, 29, 10.5, 7.0, .459, .698
- F Bryan Narcisse, Sr., 6-6, 225, 17, 2.6, 2.1, .377, .696
- C Milton Jennings, Jr., 6-9, 225, 23, 9.7, 5.6, .439, .592

- Top Subs:** Catalin Baciu, Sr., 7-2, 255, 5, 4.1, 2.1, .581, .581
 K.J. McDaniels, Fr., 6-6, 190, 1, 3.9, 1.8, .454, .579
 Rod Hall, Fr., 6-1, 210, 9, 3.8, 1.3, .441, .596
 T.J. Sapp, Fr., 6-2, 190, 9, 3.6, 1.6, .311, .438
 Devin Coleman, Fr., 6-2, 200, 0, 2.6, 1.3, .359, .727

Notes: Clemson posted a break even record in the ACC for a school-record fifth consecutive season ... defeated three teams that advanced to the NCAA Tournament, all at home, including eventual Sweet 16 participant NC State and ACC Tournament champion Florida State ... upset No. 22 Virginia ... ranked second in the ACC in scoring defense (60.6) ... Young named to the All-ACC Defensive Team, the fourth straight year Clemson has had at least one player selected ... Smith named to All-ACC Academic Team for fourth straight season, one of only two players in Clemson history to accomplish the feat ... all four scholarship seniors earned degrees during the academic year; * - assist average

2012-13

(13-18 Overall, 5-13 ACC)

- G Rod Hall, So., 6-1, 210, 30, 5.7, *3.5, .437, .597
- G Damarcus Harrison, So., 6-4, 200, 14, 5.2, 2.8, .363, .739
- C Devin Booker, Sr., 6-8, 250, 31, 13.1, 7.5, .545, .623
- F K.J. McDaniels, So., 6-6, 200, 25, 10.9, 5.0, .433, .684
- C Milton Jennings, Sr., 6-9, 225, 29, 10.2, 6.4, .409, .681

- Top Subs:** Jordan Roper, Fr., 5-11, 165, 13, 7.9, 1.3, .384, .630
 Adonis Filer, Fr., 6-2, 190, 4, 6.3, 2.3, .370, .675
 Bernard Sullivan, So., 6-7, 230, 0, 1.8, 1.3, .450, .700



AKIN AKINGBALA
AVERAGED 12.1 POINTS
AND 8.2 REBOUNDS
PER GAME AS A SENIOR
IN 2005-06.

Notes: Clemson was second in the ACC and in the top 40 in the NCAA in scoring defense (60.1), the best figure by a Tiger team since 1950 ... committed fewest turnovers per game (11.45) in school history ... Booker named third-team All-ACC, joining his older brother Trevor as only the third combination in ACC history to make one of the all-conference teams ... Jennings named to All-Tournament Team at Old Spice Classic ... Roper first freshman to lead Tigers in steals since Vernon Hamilton in 2003-04 ... Roper named to All-ACC Academic Team; * - assist average

2013-14

(23-13 Overall, 10-8 ACC)

- G Rod Hall, Jr., 6-1, 210, 36, 9.7, *4.0, .433, .757
- G Damarcus Harrison, Jr., 6-4, 205, 22, 7.8, 2.7, .389, .836
- G Landry Nnoko, So., 6-10, 250, 34, 6.5, 6.2, .548, .583
- F K.J. McDaniels, Jr., 6-6, 200, 35, 17.1, 7.1, .459, .842
- F Jaron Blossomgame, Fr., 6-7, 215, 30, 4.9, 5.0, .395, .596

- Top Subs:** Jordan Roper, So., 5-11, 165, 13, 7.4, 1.7, .406, .817
 Adonis Filer, So., 6-2, 190, 4, 3.9, 1.3, .333, .794
 Austin Ajujka, Fr., 6-5, 190, 0, 2.3, 1.0, .400, .600
 Sidy Djitte, Fr., 6-10, 240, 1, 1.1, 2.7, .419, .167

Notes: Clemson improved by 10 wins over the previous season, tied for the best single-season jump in school history ... the Tigers won 10 ACC games for only the fourth time in school history and returned to postseason play for the first time since 2011 ... advanced to the NIT semifinals for the third time ... led the NCAA in three-point percentage defense (.285) and ranked in the top 10 in scoring defense (58.4) and total blocks (221) ... McDaniels was first-team All-ACC and the ACC Defensive Player of the Year, Clemson's first such honoree ... McDaniels became the third player in school history with 100 blocked shots in a season, and led the ACC for a second straight season ... McDaniels was only NCAA player to lead his team in scoring, rebounding, blocks, steals and three-point goals ... Nnoko was third in ACC with 2.0 blocks per game, while Hall was in top 10 in both assists per game and assist-to-turnover ratio; * - assist average

2014-15

(16-15 Overall, 8-10 ACC)

- G Rod Hall, Sr., 6-1, 205, 31, 9.2, *3.4, .405, .757
- G Damarcus Harrison, Sr., 6-4, 205, 21, 7.9, 2.9, .374, .690
- C Landry Nnoko, Jr., 6-10, 255, 30, 7.6, 5.4, .508, .657
- F Donte Grantham, Fr., 6-8, 205, 31, 8.8, 4.6, .372, .547
- F Jaron Blossomgame, So., 6-7, 215, 31, 13.1, 8.2, .486, .708

- Top Subs:** Jordan Roper, Jr., 5-11, 165, 10, 6.5, 1.5, .340, .818
 Austin Ajujka, So., 6-6, 205, 0, 3.1, 1.8, .357, .650
 Josh Smith, Jr., 6-8, 245, 0, 2.4, 2.7, .520, .622
 Sidy Djitte, So., 6-10, 240, 1, 2.1, 3.2, .458, .559

Notes: Clemson won eight ACC games for the fourth time in five seasons under Brad Brownell ... the Tigers defeated six teams rated in the top 100 of the final RPI ... beat No. 18 Arkansas in overtime, 68-65, on Dec. 7 ... won ACC road games at Pittsburgh, NC State and Florida State ... defeated three SEC teams, most since the 2007-08 season ... Hall finished his career ninth in Clemson history for assists, games and starts ... Roper named to All-ACC Academic Team ... Blossomgame first Clemson freshman or sophomore since Greg Buckner in 1995 to lead the team in both scoring and rebounding ... Nnoko finished third in the ACC in blocks per game (2.0); * - assist average

2015-16

(17-14 Overall, 10-8 ACC)

- G Jordan Roper, Sr., 6-0, 165, 31, 8.8, *3.8, .371, .737
- G Avry Holmes, Jr., 6-2, 195, 31, 10.0, 2.8, .374, .725
- C Landry Nnoko, Sr., 6-10, 255, 26, 8.1, 5.7, .552, .636
- F Donte Grantham, Fr., 6-8, 210, 31, 10.2, 4.1, .384, .846
- F Jaron Blossomgame, Jr., 6-7, 220, 31, 18.7, 6.7, .513, .782

- Top Subs:** Gabe DeVoe, So., 6-3, 205, 0, 5.3, 2.8, .341, .720
 Sidy Djitte, Jr., 6-10, 240, 5, 5.3, 5.2, .620, .635
 Ty Hudson, Fr., 6-1, 205, 0, 2.4, 0.4, .352, .455

Notes: Clemson won 10 ACC games for only the fifth time in school history ... the Tigers defeated four top-25 teams, most since the 1996-97 season ... defeated three top-25 teams in same week, including top-10 foes Duke and Miami ... won in overtime at Syracuse, first road ACC win in overtime in nearly 20 years ... had more ACC wins than non-conference, a first since 1966-67 ... averaged just 10.2 turnovers per game, fewest in program history ... led ACC in blocks per game for second time in three seasons ... Blossomgame named first-team All-ACC and Most Improved Player ... Blossomgame scored 580 points, eighth-most in Clemson season history ... Blossomgame first player in Clemson history to shoot 50 percent overall, 40 percent from three and 75 percent at the free throw line in same season ... Blossomgame ACC Player of the Week and Naismith Trophy Player of the Week after wins over Duke and Miami ... DeVoe and Roper named to All-ACC Academic Team ... Roper named ACC postgraduate scholarship recipient ... Roper broke season record with 3.03 assist-to-turnover ratio ... Nnoko named to All-ACC Defensive Team; led ACC in blocks per game (2.3); * - assist average

2016-17

(17-16 Overall, 6-12 ACC)

- G Shelton Mitchell, RSo., 6-3, 195, 27, 10.8, 3.5*, .459, .798
- G Avry Holmes, Sr., 6-2, 195, 33, 10.3, 2.4, .415, .815
- C Sidy Djitte, Sr., 6-10, 240, 24, 6.5, 7.7, .529, .681
- F Donte Grantham, Jr., 6-8, 215, 32, 7.3, 4.3, .383, .742
- F Jaron Blossomgame, Sr., 6-7, 220, 33, 17.7, 6.3, .499, .714

- Top Subs:** Gabe DeVoe, Jr., 6-3, 210, 7, 7.1, 2.8, .379, .600
 Marquise Reed, So., 6-3, 185, 0, 10.0, 2.3, .402, .906
 Elijah Thomas, RFr., 6-9, 235, 7.5, 4.2, .578, .479

Notes: Won 11 games outside of ACC play, including a 62-60 thrilling victory at South Carolina ... it marked the program's first road win against a top-25 non-conference opponent ... Clemson scored its most points against an ACC opponent (95) since 2006 in a win over Wake Forest ... Clemson extended its home winning streak over Georgia Tech to 12 games with a victory on Feb. 1 ... the Tigers also pushed its home winning streak to six in a row - its longest streak ever against Wake (1985-90) ... in the Tigers' ACC tournament opening round win over NC State, head coach Brad Brownell tied Cliff Ellis for the Clemson record with his 59th win over an ACC team ... Blossomgame earned All-ACC honors for the second consecutive season, while finishing with 584 points - eighth most in Clemson history ... was a finalist for Julius Erving and Senior CLASS awards ... finished career with 1,733 points - fifth in history ... selected 59th overall in the 2017 NBA Draft by the San Antonio Spurs - 17th player in Clemson history to be drafted ... Sidy Djitte, Isaac Fields and Riley McGillan named to ACC Academic Honor Roll ... Gabe DeVoe and Avry Holmes earned All-ACC Academic Honors ... Marquise Reed finished 12th in the country and second in the ACC in free throw percentage (.906) - second-highest in program history and highest for a sophomore player; * - assist average

ALL-TIME STARTING LINEUPS

2017-18

(25-10 Overall, 11-7 ACC)

- G Shelton Mitchell, R.Jr., 6-3, 194, 33, 12.2, 3.6*, .399, .857
 - G Marcquise Reed, R.Jr., 6-3, 189, 35, 15.8, 4.7, .430, .845
 - G Gabe DeVoe, Sr., 6-3, 207, 35, 14.2, 4.7, .449, .780
 - F Donte Grantham, Sr., 6-8, 215, 19, 14.2, 6.9, .560, .780
 - F Elijah Thomas, Jr., 6-9, 237, 35, 10.7, 8.1, .560, .619
- Top Subs:** Aamir Simms, Fr., 6-7, 237, 34, 4.0, 3.2, .473, .577
 Mark Donnal, Gr., 6-9, 232, 34, 3.7, 1.6, .523, .737
 David Skara, R.Jr., 6-8, 208, 26, 3.3, 2.8, .423, .588
 Clyde Trapp, Fr., 6-4, 192, 29, 1.8, 0.7, .390, .737

Notes: Tied a program record with 25 wins and set a program record with 11 wins in ACC play - also tying the program record for the most conference wins in its history ... finished 15-1 in home games (second-most wins all-time at home in a single season - the most home wins ever during a regular season) ... finished 11-1 in non-conference play, including wins at Ohio State and against No. 22 Florida ... Clemson extended its home winning streak over Georgia Tech to 13 games with a victory on Feb. 24 ... won 11 games outside of ACC play, including a 62-60 thrilling victory at South Carolina ... it marked the program's first road win against a top-25 non-conference opponent ... Clemson scored its most points against an ACC opponent (95) since 2006 in a win over Wake Forest ... Clemson extended its home winning streak over Georgia Tech to 12 games with a victory on Feb. 1 ... the Tigers also pushed their home winning streak to six in a row - its longest streak ever against Wake (1985-90) ... in the Tigers' ACC tournament opening round win over NC State, head coach Brad Brownell tied Cliff Ellis for the Clemson record with his 59th win over an ACC team ... Blossomgame earned All-ACC honors for the second consecutive season, while finishing with 584 points - eighth most in Clemson history ... was a finalist for Julius Erving and Senior CLASS awards ... finished career with 1,733 points - fifth in history ... selected 59th overall in the 2017 NBA Draft by the San Antonio Spurs - 27th player in Clemson history to be drafted ... Sidy Djitte, Isaac Fields and Riley McGillan named to ACC Academic Honor Roll ... Gabe DeVoe and Avry Holmes earned All-ACC Academic Honors ... Marcquise Reed finished 12th in the country and second in the ACC in free throw percentage (.906) - second-highest in program history and highest for a sophomore player; * - assist average

2018-19

(20-14 Overall, 9-9 ACC)

- G Shelton Mitchell, Sr., 6-4, 200, 32, 11.5, 3.0*, .379, .833
 - G Marcquise Reed, Sr., 6-3, 189, 31, 19.4, 5.5, .440, .843
 - F David Skara, Sr., 6-3, 207, 33, 7.6, 4.2, .468, .722
 - F Aamir Simms, So., 6-8, 248, 34, 8.1, 4.6, .441, .750
 - F Elijah Thomas, Sr., 6-9, 245, 13.0, 7.8, .612, .638
- Top Subs:** Clyde Trapp, So., 6-4, 194, 34, 6.0, 3.4, .399, .645
 John Newman III, Fr., 6-5, 197, 34, 2.1, 1.8, .384, .545
 Javan White, Jr., 6-10, 227, 33, 2.0, 2.0, .560, .458
 Hunter Tyson, Fr., 6-8, 204, 31, 1.6, 1.0, .254, .667

Notes: Completed back-to-back 20+ win seasons with a 20-14 overall record ... earned a trip to the 2019 NIT - its third-straight postseason appearance ... 45 wins in back-to-back seasons is the third most in program history ... finished 14-5 at home and have gone 29-6 at home over the past two seasons ... Marcquise Reed earned All-ACC Third Team honors ... Reed's 19.4 scoring average was the most for a Tiger since Will Solomon (2000-01) ... Elijah Thomas earned his second consecutive All-ACC Defensive Team honor ...

head coach Brad Brownell moved into sole possession of second all-time in wins at Clemson (169); * - assist average

2019-20

(16-15 Overall, 9-11 ACC)

- G Al-Amir Dawes, Fr., 6-2, 180, 31, 9.5, 2.5*, .381, .789
 - G Clyde Trapp, Jr., 6-4, 200, 21, 6.0, 3.9, .367, .500
 - G John Newman, So., 6-5, 197, 31, 9.5, 3.9, .440, .726
 - F Tevin Mack, Gr., 6-7, 225, 31, 12.2, 5.2, .449, .613
 - F Aamir Simms, Jr., 6-8, 248, 30, 13.0, 7.2, .474, .705
- Top Subs:** Curran Scott, Gr., 6-5, 208, 31, 5.7, 1.7, .369, .787
 Hunter Tyson, So., 6-8, 211, 31, 5.5, 3.0, .445, .707
 Alex Hemenway, Fr., 6-3, 180, 15, 4.8, 0.9, .500, .476

Notes: Won a nation-leading three Top-6 ranked games (Duke, Louisville, Florida State) ... ended 59-game losing streak in Chapel Hill with a 79-76 overtime win at North Carolina ... Aamir Simms led Clemson in that game with 20 points, eight rebounds, 3 assists, four steals and three blocks - earning ACC Player of the Week honors ... Simms also was named Third-Team All-ACC ... Simms led Clemson in points, rebounds, assists and blocks in 2019-20 ... Brad Brownell became the all-time wins leader at Clemson and currently stands with 185 victories; * - assist average

2020-21

(16-8 Overall, 10-6 ACC)

- G Al-Amir Dawes, So., 6-2, 180, 24, 9.0, 2.0, .421, .742
 - G Clyde Trapp, Sr., 6-4, 200, 24, 7.3, 5.3, .419, .615
 - G Hunter Tyson, Jr., 6-8, 215, 19, 7.5, 4.2, .465, .771
 - F Jonathan Baehre, Sr., 6-10, 214, 4.3, 3.4, .391, .852
 - F Aamir Simms, Sr., 6-8.5, 245, 24, 13.4, 6.4, .532, .825
- Top Subs:** Nick Honor, So., 5-10, 205, 24, 8.1, 2.2, .392, .739
 Alex Hemenway, So., 6-3, 185, 24, 4.7, 1.3, .419, .889

Notes: Won 16 games during a COVID-19 shortened season, including 10 in ACC play ... the 10 ACC victories tied for the second-most in Clemson history ... advanced to the program's 13th NCAA Tournament, including the third under Head Coach Brad Brownell ... Clemson earned a No. 7 seed for its body of work during the regular season ... the Tigers finished tied for fifth in the ACC this season, finishing five spots ahead of their preseason projection (second-highest in ACC behind Virginia Tech's +8) ... Clemson finished 11-1 in Littlejohn Coliseum, tied for the fifth-best winning percentage in Littlejohn Coliseum history (.917; tied 1974-75 Tiger team) ... with small or non-existent COVID-19 attendances, the Tigers finished 19th in the country in attendance (21,613 over 12 home contests) ... Clemson finished with a top-6 scoring defense in its history (61.9 points allowed per game), 12th in national stats this season ... the Tigers recorded four wins over top 15 winningest programs of all time (North Carolina, Purdue, Louisville and Syracuse) ... Clemson held opponents to 50 points or less in a game on five occasions (5-0), including two under 40 (2-0) ... Clemson earned eight wins over eventual NCAA Tournament teams (Alabama, Purdue, Florida State, North Carolina, Georgia Tech, Maryland, Syracuse and Morehead State), tied for first in Clemson history ... Clemson's average NET ranking of teams it defeated was 91 - tied for 12th best in the nation ... Clemson won the Space Coast Challenge (beating Mississippi State and Purdue) for its first regular season tournament championship since 2008 ... the Tigers finished this Clemson team finished first in program history in free throw percentage (76.9 percent), which outdid the 2017-18 squad

(75.5 percent); * - assist average

2021-22

(17-16 Overall, 8-12 ACC)

- G Al-Amir Dawes, Jr., 6-2, 182, 33, 11.3, 2.8, .405, .847
 - G Nick Honor, Jr., 5-10, 195, 33, 7.7, 1.4, .395, .905
 - G David Collins, Sr., 6-4.5, 217, 32, 10.3, 6.9, .511, .598
 - F Hunter Tyson, Sr., 6-8, 215, 25, 10.0, 5.5, .347, .786
 - C PJ Hall, So., 6-10, 240, 30, 15.5, 5.8, .493, .781
- Top Subs:** Chase Hunter, R.Jr., 6-3.5, 204, 33, 6.7, 2.7, .451, .750
 Alex Hemenway, Jr., 6-3, 195, 31, 5.2, 1.3, .413, .710
 Naz Bohannon, Sr., 6-6, 232, 33, 5.7, 4.1, .526, .686

Notes: Won 17 games and finished 8-12 in ACC play ... won 5-out-of-their-last-six games to end the season, including a victory over NC State in the ACC Tournament ... with that win, the Tigers clinched their ninth-straight winning season - a program record ... Head Coach Brad Brownell won his 200th game as Clemson's coach and stands at 217 wins all-time ... with a win over Wake Forest on Feb. 23, Brownell earned his 100th ACC victory ... the Tigers erased two 10-point deficits in 2021-22 (11 vs. Presbyterian and 13 vs. Georgia Tech) ... Clemson overcame three halftime deficits, including the two mentioned above and Virginia Tech on Senior Day ... Clemson beat Pittsburgh by 27 points on Jan. 22 and it marked the eighth highest victory margin in ACC play in Clemson history ... it was tied for fifth in home ACC victory margin ... Clemson won at Virginia for the first time in 11 tries on Dec. 22 ... the Tigers won by 17 points, which tied for the 12th-largest victory margin on the road in ACC play in program history ... it was Virginia's largest at home for the Cavaliers since Feb. 26, 2011 ... coach Brownell has 30 road wins in his career in ACC play - the most in Clemson history ... Clemson put together a 12-game win streak at home (dating back to 2020-21 season) and it was the longest for Clemson since a 15-game streak between March 1, 2017 and Feb. 18, 2018 ... Clemson beat South Carolina again on Dec. 18, 2021 and it marks an 11-2 record in Clemson's last 13 against the SEC ... the Tigers are also 4-1 in their last five against South Carolina * - assist average

2022-23

(23-11 Overall, 14-6 ACC)

- G Chase Hunter, R.Jr., 6-3.5, 204, 13.8, 3.0, 4.5*, .410, .813
 - G Brevin Galloway, Gr., 6-3, 210, 11.2, 2.4, .437, .869
 - F Hunter Tyson, Gr., 6-8, 217, 15.3, 9.6, .479, .838
 - F Ian Schieffelin, So., 6-7, 230, 5.5, 4.1, .511, .688
 - C PJ Hall, Jr., 6-10, 245, 15.3, 5.7, .535, .786
- Top Subs:** Alex Hemenway, Sr., 6-3, 195, 20, 6.9, 1.8, .500, .750
 RJ Godfrey, Fr., 6-7, 225, 33, 3.2, 2.1, .597, .654
 Ben Middlebrooks, So., 6-10.5, 240, 34, 3.1, 2.7, .480, .773


Notes: Won 23 games and set school record for consecutive wins with 14. Previous record was 11-4 in 1951-52 and 11-7 in 2017-18 ... Clemson won 10 ACC games by at least 10 points and six by at least 20 points. They were the most 10 and 20 point conference wins among league schools ... Third team in Clemson history to win 70 percent of its league games joining 10-4 teams of 1986-87 and 1989-90 ... Tied school record for ACC road wins in a season with five. Tied record of five (5-2) set by the 1986-87 Clemson team that was led by Horace Grant ... Team won consecutive games on the road against ACC teams at Virginia Tech and Pitt, a first for the program since 1996-97 ... Won first seven ACC games to tie school record for consecutive league games at any point in the same regular season ... Won 11 straight ACC games over two years (last four of 2021-22 and first seven of 2022-23), all-time Clemson record for consecutive wins over ACC teams by four (won 7 in 1966-67) ... Team posted a 7-2 record in month of January, most wins in January since Jan. 1990 ... Clemson was picked to finish 11th in the ACC preseason media poll and finished tied for third ... Ninth time in 13 seasons under Brad Brownell that Clemson finished higher than its prediction in preseason ACC media poll ... Clemson's four season series ACC sweeps are second most in school history behind the five sweeps by the 1986-87 team ... Clemson overcame a halftime deficit to gain victory seven times, a school record for one season ... Clemson defeated Syracuse 91-73 and NC State 96-71 - marking the first time since 1975-76 that Clemson won consecutive ACC games scoring at least 90 points ... Clemson's 25-point win at NC State was the fourth largest margin of victory in an ACC road game in school history ... Clemson's 40-point win over Florida State was the school's largest margin of victory in an ACC game in history by six points ... Clemson was ranked in the top 25 of the AP poll for the last three polls in January (No. 19 on Jan. 16, No. 24 on Jan. 23 and No. 20 on Jan. 30) ... Head Coach Brad Brownell won his 400th game of his coaching career in a 72-64 win over Duke ... Hunter Tyson earned All-ACC First Team honors, NABC All-District First Team honors, USBWA All-District and 2023 ACC Skip Prosser Scholar Athlete of the Year ... Tyson was Clemson's first Academic All-American since 1980 (Bobby Conrad) ... PJ Hall was named All-ACC Third Team. * - assist average



ROD HALL WAS A FIXTURE IN CLEMSON'S STARTING LINEUP FROM 2011-15, AVERAGING 9.2 POINTS PER GAME AS A SENIOR.


ACC ERA PLAYERS

Name	Years	Hometown	GP	FGM	FGA	Pct	3PT	3PA	Pct	FTM	FTA	Pct	Reb	Avg	Ast	TO	ST	BS	Pts	Avg
Colson Abraham	1974-78	Darlington, S.C.	106	446	832	53.6	-	-	-	169	227	74.4	309	2.9	100	108	52	6	1061	10.0
Austin Ajukwa	2013-15	Columbia, S.C.	55	53	143	37.1	20	61	32.8	25	40	62.5	80	1.5	18	29	28	8	151	2.7
Akin Akingbala	2002-06	Lagos, Nigeria	105	284	483	58.8	1	2	50.0	152	284	53.5	539	5.1	58	155	72	92	721	6.9
Adam Allenspach	1997-01	Parkland, Fla.	117	272	580	41.9	0	9	0.0	190	270	70.4	488	4.2	44	119	31	60	734	6.3
Steve Allen	2001-06	Fort Lauderdale, Fla.	76	57	110	51.8	0	0	0.0	29	67	43.3	137	1.8	9	52	13	35	143	1.9
Ryan Amestoy	1991-92	Snellville, Ga.	21	27	61	44.3	14	30	46.7	13	17	76.5	23	1.1	9	14	7	0	81	3.9
Lee Anderson	1975-78	Mayesville, S.C.	16	6	11	54.5	-	-	-	4	8	50.0	3	0.2	1	10	0	0	16	1.0
Zavier Anderson	2007-11	Greenville, S.C.	56	17	40	42.5	3	6	50.0	10	25	40.0	49	0.9	44	46	26	9	47	0.8
David Angel	1970-73	Rock Hill, S.C.	78	317	657	48.2	-	-	-	311	450	69.1	607	7.8	27	-	-	-	945	12.1
Rudy Antoncic	1963-66	McKeesport, Pa.	31	21	63	33.3	-	-	-	24	40	60.0	34	1.1	-	-	-	-	66	2.1
Walt Ayers	1964-67	Turtle Creek, Pa.	66	89	225	39.5	-	-	-	78	150	52.0	146	2.2	-	-	-	-	256	3.9
Joe Ayoub	1964-67	Pittsburgh, Pa.	69	102	258	39.5	-	-	-	102	137	74.5	186	2.7	-	-	-	-	306	4.4
Olu Babalola	2001-05	London, England	108	225	604	37.3	64	226	28.3	180	258	69.8	363	3.4	120	187	104	27	694	6.4
Catalin Baciu	2008-12	Cluj-Napoca, Romania	75	79	145	54.5	-	-	-	26	52	50.0	127	1.7	7	36	14	23	184	2.5
Jonathan Baehre	2019-21	Weisbaden, Germany	26	36	94	38.3	8	31	25.8	23	27	85.2	88	3.4	20	23	9	14	103	4.0
Pasha Bains	1999-01	Richmond, British Columbia	51	95	233	40.8	44	129	34.1	32	48	66.7	69	1.4	34	34	8	1	266	5.2
Jonah Baize	2007-11	Evansville, Ind.	24	2	5	40.0	2	2	1.000	0	0	0.0	6	0.3	2	6	0	0	6	0.3
Dave Bauman	1954-55	Asheville, N.C.	2	1	1	100.0	-	-	-	1	1	100.0	5	2.5	-	-	-	-	3	1.5
Josh Beadle	2022-23	Columbia, S.C.	33	32	86	37.2	6	28	21.4	7	11	63.6	34	1.0	28	31	10	6	77	2.3
Milan Belich	1981-83	Solon, Ohio	33	44	103	42.7	4	10	40.0	20	28	71.4	27	0.8	31	15	12	0	112	3.4
Buddy Benedict	1963-66	Duquesne, Pa.	62	125	324	38.6	-	-	-	113	180	62.8	135	2.2	-	-	-	-	363	5.9
Bob Benson	1959-62	Greensburg, Pa.	63	68	171	39.8	-	-	-	33	53	62.3	93	1.5	-	-	-	-	169	2.7
Connie Berry	1958-59	Spartanburg, S.C.	13	5	29	17.2	-	-	-	12	25	48.0	25	1.9	-	-	-	-	22	1.7
Michael Best	1985-87	Washington, DC	21	51	128	39.8	-	-	-	15	22	68.2	38	1.8	35	26	19	6	117	5.6
Jo Jo Bethea	1973-75	Newport News, Va.	53	108	246	43.9	-	-	-	45	71	63.4	78	1.5	114	-	-	-	261	4.9
Julian Betko	2002-04	Ruzomberok, Slovakia	29	19	51	37.3	11	36	30.6	5	9	55.6	23	0.8	15	20	11	-	54	1.8
Speight Bird	1960-61	Rock Hill, S.C.	7	4	8	50.0	-	-	-	1	2	50.0	8	1.1	-	-	-	-	9	1.3
Anthony Blackman	1984-85	Buffalo, N.Y.	8	8	16	50.0	-	-	-	9	13	69.2	3	0.4	6	3	3	0	25	3.1
Ed Bleyнат	1983-84	Valdese, N.C.	5	1	1	100.0	-	-	-	1	5	20.0	2	0.4	1	1	0	0	3	0.6
Jaron Blossomgame	2013-17	Alpharetta, Ga.	128	626	1286	48.7	96	305	31.5	383	529	72.4	831	6.5	143	190	83	95	1733	13.5
Naz Bohannon	2021-22	Lorain, Ohio	33	82	156	52.6	1	2	50.0	24	35	68.6	134	4.1	56	40	14	3	189	5.7
Mike Bohonak	1961-64	Pittsburgh, Pa.	76	217	550	39.5	-	-	-	50	77	64.9	365	4.8	-	-	-	-	484	6.4
Bill Bonzulak	1959-61	DuMont, N.J.	11	9	21	42.9	-	-	-	0	0	0.0	7	0.6	-	-	-	-	18	1.6
Devin Booker	2009-13	Whitmire, S.C.	128	445	897	49.6	22	80	27.5	242	368	65.8	728	5.7	99	199	80	83	1154	9.0
Trevor Booker	2006-10	Whitmire, S.C.	134	687	1228	55.9	23	71	32.4	328	526	62.4	1060	7.9	224	260	144	249	1725	12.9
Chris Boozer	1987-88	Brevard, N.C.	5	1	8	12.5	0	3	0.0	1	2	50.0	5	1.0	3	1	0	0	3	0.6
Andre Bovain	1990-94	Columbia, S.C.	108	389	888	43.8	107	326	32.8	102	179	57.0	410	3.8	247	203	151	13	987	9.1
Dustin Braddick	1998-01	Charleston, S.C.	77	116	252	46.0	9	26	36.0	69	110	62.7	266	3.5	90	86	37	4	310	4.0
Jim Brennan	1961-64	McKeesport, Pa.	76	486	1145	42.4	-	-	-	345	423	81.6	267	3.5	-	-	-	-	1317	17.3
Ed Brinkley	1955-58	Asheville, N.C.	74	273	657	41.6	-	-	-	187	245	76.3	520	7.0	-	-	-	-	733	9.9
Colby Brown	1987-91	Baconton, Ga.	85	95	220	43.2	17	51	33.3	35	49	71.4	159	1.9	31	70	23	31	242	2.8
David Brown	1973-77	York, Pa.	84	238	491	48.5	-	-	-	125	161	77.6	373	4.4	103	81	53	28	601	7.2
Jeff Brown	1992-94	Thibodaux, La.	55	163	402	40.5	82	218	37.6	75	101	74.3	161	2.9	107	104	45	4	483	8.8
Jive Brown	1971-73	Eastover, S.C.	46	80	208	38.5	-	-	-	38	51	74.5	99	2.2	14	-	-	-	198	4.3
Michael Brown	1986-87	Baltimore, Md.	27	83	191	43.5	34	76	44.7	37	50	74.0	79	2.9	16	31	5	3	237	8.8
Mike Browning	1971-73	Gahanna, Ohio	51	197	436	45.2	-	-	-	129	192	67.2	311	6.1	28	-	-	-	523	10.3
Donnell Bruce	1987-91	Branchville, S.C.	66	117	285	41.1	34	109	31.2	32	50	64.0	109	1.7	53	56	25	4	300	4.5
Ron Budde	1994-95	Knoxville, Tenn.	3	0	0	0.0	0	0	0.0	0	0	0.0	0	0.0	0	0	0	0	0	0.0
Wayne Buckingham	1989-94	Atlanta, Ga.	90	117	261	44.8	0	1	0.0	68	126	54.0	245	2.7	36	101	48	23	302	3.3
Greg Buckner	1994-98	Hopkinsville, Ky.	122	679	1346	50.4	50	181	27.6	346	520	66.5	542	4.4	252	182	179	40	1754	14.4
Eric Burks	1990-92	Atlanta, Ga.	50	153	337	45.4	52	168	31.0	50	80	62.5	116	2.3	143	123	44	6	408	8.2
Gary Burnisky	1961-64	Bridgeville, Pa.	75	295	666	44.3	-	-	-	145	171	84.8	399	5.3	-	-	-	-	735	9.8
Andy Butchko	1973-76	Sharon, Pa.	19	10	30	33.3	-	-	-	12	18	66.7	22	1.2	11	8	1	1	32	1.7
Clarke Bynum	1980-84	Sumter, S.C.	92	184	411	44.8	2	10	20.0	94	129	72.9	196	2.1	179	101	48	7	464	5.0
Edward Bynum	1984-85	Sumter, S.C.	9	3	7	42.9	-	-	-	4	12	33.3	9	1.0	4	3	2	0	10	1.1
Tom Cameron	1955-58	Jersey City, N.J.	68	269	762	35.3	-	-	-	158	241	65.6	135	2.0	-	-	-	-	696	10.2
Elden Campbell	1986-90	Inglewood, Calif.	123	754	1342	56.2	3	10	30.0	369	576	64.1	836	6.8	113	269	135	334	1880	15.3
John Campbell	1977-80	Blenheim, S.C.	84	283	501	56.5	-	-	-	178	312	57.1	511	6.1	64	159	47	126	744	8.9
Marc Campbell	1980-84	Elizabethton, Tenn.	106	242	502	48.2	37	73	50.7	126	166	75.9	171	1.6	364	162	81	11	647	6.1
Tim Capehart	1972-74	Columbus, Ohio	25	36	89	40.4	-	-	-	15	27	55.6	30	1.2	31	-	-	-	87	3.5
Doug Cardoni	1990-91	Wilkes-Barre, Pa.	3	0	2	0.0	0	1	0.0	2	2	100.0	0	0.0	0	1	0	0	2	0.7
Don Carver	1957-60	Elkins, W.Va.	69	200	550	36.4	-	-	-	53	91	58.2	311	4.5	-	-	-	-	453	6.6
Marion Cash	1988-90	Bronx, N.Y.	64	172	387	44.4	9	38	23.7	137	216	63.4	184	2.9	335	211	102	8	490	7.7
Hank Channell	1964-67	Warner Robins, Ga.	69	147	306	48.0	-	-	-	65	125	52.0	219	3.2	-	-	-	-	359	5.2
Brian Chester	1994-97	Heightstown, N.J.	17	3	11	27.3	1	5	20.0	8	12	66.7	11	0.6	5	7	3	0	15	0.9
Chey Christie	2001-04	Hartford, Conn.	86	256	650	39.4	67	231	29.0	156	234	66.7	192	2.2	155	158	89	13	735	8.5
Tony Christie	1995-99	Hartford, Conn.	115	257	596	43.1	106	315	33.7	113	213	53.1	223	1.9	129	122	60	38	733	6.4
Frank Clarke	1957-60	Wadesboro, N.C.	30	13	33	39.4	-	-	-	15	21	71.4	54	1.8	-	-	-	-	41	1.4
Dwon Clifton	2000-02	Louisburg, N.C.	61	72	225	32.0	30	109	27.5	33	73	45.2	135	2.2	54	45	43	3	217	3.6
John Coakley	1969-71	Clemson, S.C.	73	122	331	36.9	-	-	-	94	155	60.6	139	1.9	-	-	-	-	338	4.6



MARION CASH WAS A STARTER ON CLEMSON'S 1990 ACC CHAMPIONSHIP TEAM.

ACC ERA PLAYERS



BOBBY CONRAD
APPEARED IN 116
GAMES FOR THE
TIGERS, WITH 402
CAREER ASSISTS.



DONTE GRANTHAM
SCORED 1,100 POINTS
AS A TIGER (2014-18).

Name	Years	Hometown	GP	FGM	FGA	Pct	3PT	3PA	Pct	FTM	FTA	Pct	Reb	Avg	St	BS	Pts	Avg		
Meri Code	1993-97	Greenville, S.C.	97	286	714	40.1	125	371	33.7	235	287	81.9	279	2.9	267	186	119	9	932	9.6
Sam Cohn	1963-66	Beckley, W.Va.	17	6	23	26.1	-	-	-	5	10	50.0	14	0.8	-	-	-	-	17	1.0
Devin Coleman	2011-13	Philadelphia, Pa.	32	42	105	40.0	12	42	28.6	15	19	78.9	40	1.3	12	16	10	4	111	3.5
Greg Coles	1975-79	East Elmhurst, N.Y.	100	316	646	48.9	-	-	-	175	263	66.5	209	2.1	152	138	104	12	807	8.1
David Collins	2021-22	Youngstown, Ohio	33	115	225	51.1	19	50	38.0	79	132	59.8	222	6.9	75	60	50	6	328	10.3
Scott Conant	1972-74	Subury, Ohio	19	21	53	39.6	-	-	-	7	14	50.0	39	2.1	11	-	-	-	49	2.6
Bobby Conrad	1976-80	Glen Ellyn, Ill.	116	169	376	44.9	-	-	-	204	285	71.6	172	1.5	402	227	141	14	542	4.7
Joe Cooley	1970-72	Prestonsburg, Ky.	24	12	25	48.0	-	-	-	12	20	60.0	22	0.9	-	-	-	-	36	1.5
Gary Cooper	1987-88	Ambridge, Pa.	1	0	0	0.0	0	0	0.0	0	0	0.0	0	0.0	0	0	0	0	0	0.0
Glenn Corbit	1983-86	Orangeburg, S.C.	66	280	590	47.5	-	-	-	106	163	65.0	193	2.9	109	125	53	16	666	10.1
Tom Corcoran	1964-66	North Charleston, S.C.	10	5	13	38.5	-	-	-	1	3	33.3	9	0.9	-	-	-	-	11	1.1
Chris Couch	1985-87	Greenville, S.C.	15	4	15	26.7	1	5	20.0	0	3	0.0	12	0.8	6	6	1	1	9	0.6
Ronnie Cox	1963-65	Syracuse, N.Y.	22	13	38	34.2	-	-	-	7	12	58.3	16	0.7	-	-	-	-	33	1.5
Michael Crocker	1999-00	Newberry, S.C.	5	0	2	0.00	0	0	0.00	0	0	0.0	1	.2	0	0	2	1	0	0.0
Wayne Croft	1972-75	Bamberg, S.C.	78	245	535	45.8	-	-	-	125	180	69.4	514	6.6	101	-	-	8	615	7.9
Ben Crosland	1953-55	Greenville, S.C.	30	9	30	30.0	-	-	-	7	17	41.2	21	0.7	-	-	-	-	25	0.8
Denny Danko	1966-68	Pittsburgh, Pa.	22	17	48	35.4	-	-	-	13	27	48.1	37	1.7	-	-	-	-	47	2.1
Dale Davis	1987-91	Toccoa, Ga.	121	633	1076	58.8	0	3	0.0	384	651	59.0	1216	10.0	84	189	106	210	1650	13.6
Kenny Davis	1973-74	Columbia, S.C.	3	1	1	100.0	-	-	-	0	0	0.0	1	0.3	-	-	-	-	2	0.7
Lyles Davis	2015-19	Charleston, S.C.	22	2	8	.250	1	4	.250	0	4	0.0	6	0.3	6	2	3	-	5	0.2
Al-Amir Dawes	2019-22	Newark, N.J.	88	287	716	40.1	175	471	37.2	118	147	80.3	230	2.6	196	171	81	6	867	9.9
Fred De Berry	1956-57	Raleigh, N.C.	1	1	6	16.7	-	-	-	0	1	0.0	2	2.0	-	-	-	-	2	2.0
Dave Demsey	1966-68	West Homestead, Pa.	35	37	112	33.0	-	-	-	23	43	53.5	72	2.1	-	-	-	-	97	2.8
Gabe DeVoe	2014-18	Shelby, N.C.	118	328	829	39.6	169	489	34.6	111	153	72.5	362	3.1	188	154	96	26	936	7.9
Ron DiPasquale	1972-73	North Bergen, N.J.	19	16	38	42.1	-	-	-	15	26	57.7	24	1.3	42	-	-	-	47	2.5
Marvin Dickerson	1975-79	Charleston, S.C.	105	197	406	48.5	-	-	-	114	183	62.3	371	3.5	90	165	53	23	508	4.8
Ibrahim Djambo	2013-14	Bamako, Mali	32	21	66	31.8	10	42	23.8	8	12	66.7	44	1.4	4	14	6	5	60	1.9
Sidy Djitte	2013-17	Dakar, Senegal	127	174	325	53.5	1	2	50.0	125	203	61.6	593	4.7	36	105	60	72	474	3.7
Chris Dodds	1979-82	State College, Pa.	83	235	452	52.0	-	-	-	147	189	77.8	72	0.9	325	172	72	5	617	7.4
Mark Donnal	2017-18	Monclova, Ohio	34	46	88	52.3	20	42	47.6	14	19	73.7	55	1.6	10	14	7	10	126	3.7
Jermel Douglas	1998-03	Rock Hill, S.C.	41	10	30	33.3	3	9	33.3	7	12	58.3	15	0.4	6	11	3	-	30	0.7
Chris Duncan	1987-88	Jonesboro, Ga.	12	24	70	34.3	15	44	34.1	8	15	53.3	34	2.8	28	19	12	2	71	5.9
Curt Eckard	1967-69	Hildebran, N.C.	58	112	254	44.1	-	-	-	75	141	53.2	206	3.6	-	-	-	-	299	5.2
Mike Eppley	1980-84	Charlotte, N.C.	69	102	234	43.6	10	28	35.7	65	84	77.4	83	1.2	268	160	50	0	279	4.0
Scott Everett	1992-93	Britton's Neck, S.C.	1	0	0	0.0	0	0	0.0	4	5	80.0	0	0.0	0	0	0	0	4	4.0
Mike Faer	1967-69	West Milflin, Pa.	33	20	62	32.3	-	-	-	9	15	60.0	22	0.7	-	-	-	-	49	1.5
Ron Fenwick	1970-71	Rensselaer, Ind.	6	7	20	35.0	-	-	-	2	4	50.0	11	1.8	-	-	-	-	16	2.7
Carson Fields	2011-14	Pewee Valley, Ky.	30	5	19	26.3	0	10	0.0	1	4	25.0	8	0.3	4	3	0	2	11	0.4
Isaac Fields	2016-18	Pewee Valley, Ky.	7	1	3	33.3	0	2	0.0	0	0	0.0	1	0.1	0	0	0	0	2	0.3
Adonis Filer	2012-14	Chicago, Ill.	66	106	300	35.3	39	128	30.5	81	114	71.1	119	1.8	89	83	2	46	332	5.0
Bob Fisher	1956-57	Fairmont, N.C.	3	4	14	28.6	-	-	-	1	3	33.3	7	2.3	-	-	-	-	9	3.0
Sharrod Ford	2001-05	Suitland, Md.	118	449	832	54.0	0	5	0.0	256	449	57.0	762	6.5	71	222	61	177	1154	9.8
Derrick Forrest	1988-90	Malone, Fla.	65	257	549	46.8	64	203	31.5	83	157	52.9	227	3.5	160	127	105	55	661	10.2
Devin Foster	2021-23	Canton, Mass.	13	0	3	0.0	0	3	0.0	0	2	0.0	2	0.2	0	3	0	0	0	0.0
Dickie Foster	1968-71	Enka, N.C.	76	188	419	44.9	-	-	-	169	290	58.3	471	6.2	-	-	-	-	545	7.2
Parker Fox	2018-22	Reno, Nev.	22	5	9	55.6	4	8	50.0	1	3	33.3	6	0.3	1	5	1	1	15	0.7
Mel Francisco	1971-72	Brentwood, Md.	17	10	20	50.0	-	-	-	1	2	50.0	28	1.6	-	-	-	-	21	1.2
John Franken	1973-77	Colonia, N.J.	83	139	302	46.0	-	-	-	41	74	55.4	100	1.2	188	111	47	9	319	3.8
Bob Fuzy	1977-80	Warrenville, Ill.	15	3	11	27.3	-	-	-	2	4	50.0	5	0.3	7	4	1	0	8	0.5
Brevin Galloway	2022-23	Anderson, S.C.	32	117	268	43.7	50	153	32.7	73	84	86.9	76	2.4	73	51	28	6	357	11.2
Charley Gage	1953-54	Clemson, S.C.	23	74	185	40.0	-	-	-	62	101	61.4	261	11.3	-	-	-	-	210	9.1
Geoff Gardner	1994-95	Lexington, N.C.	5	0	2	0.0	0	0	0.0	0	0	0.0	1	0.2	1	1	1	0	0	0.0
Ken Gardner	1964-67	Collingswood, N.J.	68	220	426	51.6	-	-	-	257	342	75.1	436	6.4	-	-	-	-	697	10.3
Patrick Garner	1995-96	Taylors, S.C.	8	3	5	60.0	0	0	0.0	1	2	50.0	3	0.4	1	5	0	1	7	0.9
Walt Gibbons	1957-60	McKeesport, Pa.	73	246	663	37.1	-	-	-	110	147	74.8	443	6.1	-	-	-	-	602	8.2
Fred Gilliam	1979-83	Pelzer, S.C.	115	426	885	48.1	10	23	43.5	148	177	83.6	481	4.2	162	130	67	14	1010	8.8
RJ Godfrey	2022-23	Suwanee, Ga.	33	43	72	59.7	3	9	33.3	17	26	65.4	69	2.1	11	25	8	17	106	3.2
Chucky Gilmore	1998-00	Fayetteville, N.C.	54	50	144	34.7	0	0	0.00	28	54	51.9	210	3.9	25	53	14	28	128	2.4
Alan Goldfarb	1966-68	Miami Beach, Fla.	25	2	17	11.8	-	-	-	5	8	62.5	7	0.3	-	-	-	-	9	0.4
Harlan Graham	1984-85	Decatur, Ga.	14	20	48	41.7	-	-	-	12	19	63.2	28	2.0	6	12	5	3	52	3.7
Harvey Grant	1984-85	Sparta, Ga.	28	60	121	49.6	-	-	-	24	41	58.5	126	4.5	11	14	13	10	144	5.1
Horace Grant	1983-87	Sparta, Ga.	122	660	1104	59.8	1	2	50.0	375	533	70.4	981	8.0	206	220	104	82	1696	13.9
Jerai Grant	2007-11	Bowie, Md.	127	326	555	58.7	0	0	0.0	204	321	63.6	541	4.3	72	129	82	197	856	6.7
Donte Grantham	2014-18	Martinsburg, W.Va.	114	402	972	41.4	161	484	33.3	135	186	72.6	542	4.8	220	169	98	84	1100	9.6
Devin Gray	1991-95	Baltimore, Md.	94	542	993	54.6	15	50	30.6	223	397	56.2	525	5.6	108	183	142	48	1322	14.1
Randy Gray	1976-77	Indianapolis, Ind.	9	6	15	40.0	-	-	-	0	0	0.0	7	0.8	2	5	1	1	12	1.3
Van Gregg	1972-75	Columbus, Ohio	80	376	913	41.2	-	-	-	144	184	78.3	210	2.6	78	-	-	-	896	11.2
Paul Grinde	2019-20	Virginia Beach, Va.	9	5	8	62.5	0	0	0.0	3	4	75.0	3	0.3	0	2	0	0	13	1.4
John Hall	1985-86	Mobile, Ala.	6	2	10	20.0	-	-	-	5	7	71.4	8	1.3	0	4	1	0	9	1.5
PJ Hall	2020-23	Spartanburg, S.C.	84	401	783	51.2	59	176	33.5	182	233	78.1	403	4.8	83	120	42	80	1043	12.4
Richard Hall	1961-65	Savannah, Ga.	33	23	73	31.5	-	-	-	19	27	70.4	38	1.2	-	-	-	-	65	2.0
Rod Hall	2011-15	Augusta, Ga.	129	311	731	42.5	47	141	31.7	81	107	75.7	281	2.2	393	224	86	13	924	7.2
Vernon Hamilton</																				


ACC ERA PLAYERS

Name	Years	Hometown	GP	FGM	FGA	Pct	3PT	3PA	Pct	FTM	FTA	Pct	Reb	Avg	Ast	TO	ST	BS	Pts	Avg
Bruce Harman	1972-76	Pittsburgh, Pa.	81	141	296	47.6	-	-	-	55	97	56.7	78	0.9	127	40	27	3	337	4.2
Steve Harris	1990-92	Simpsonville, S.C.	55	124	313	39.6	4	19	21.1	59	113	52.2	192	3.5	128	100	58	15	311	5.7
Damarcus Harrison	2012-15	Greenwood, S.C.	98	239	635	37.6	91	285	31.9	118	154	76.6	275	2.8	119	105	67	20	687	7.0
Bo Hawkins	1970-72	Louisville, Ky.	48	51	139	36.7	-	-	-	61	96	63.5	71	1.5	-	-	-	-	163	3.4
Garry Helms	1963-66	Pelzer, S.C.	66	351	739	47.5	-	-	-	99	139	71.2	222	3.4	-	-	-	-	801	12.1
Alex Hemenway	2019-23	Newburgh, Ind.	90	157	349	45.0	116	270	43.0	52	67	77.6	120	1.3	51	48	25	4	482	5.4
Ray Henderson	1999-03	Charlotte, N.C.	112	258	476	54.2	-	-	-	132	219	60.3	633	5.7	35	122	29	83	648	5.8
Jemere Hendrix	2001-02	Covington, Ga.	8	5	7	71.4	-	-	-	9	14	64.3	12	1.5	0	2	2	2	19	2.4
Donte Hill	2009-10	Virginia Beach, Va.	23	12	32	37.5	2	10	20.0	6	14	42.9	13	0.6	8	7	8	1	32	1.4
Kevin Hines	1991-93	Lucama, N.C.	43	99	199	49.7	0	1	0.0	71	111	64.0	165	3.8	28	62	19	9	269	6.3
Wells Hoag	2019-21	Greenville, S.C.	10	2	7	28.6	1	4	25.0	0	0	0.0	2	0.2	0	0	0	0	5	0.5
Chris Hobbs	2000-04	Chapel Hill, N.C.	116	355	672	52.8	1	1	100.0	250	405	61.7	679	5.9	70	205	67	39	961	8.3
Doug Hoffman	1956-59	Gastonia, N.C.	67	238	616	38.6	-	-	-	153	245	62.4	375	5.6	-	-	-	-	629	9.4
Avry Holmes	2015-17	Gaston, Ore.	64	194	491	39.5	119	306	38.9	145	190	76.3	165	2.6	124	68	69	1	652	10.2
Jeff Holstein	1985-87	Orangeburg, S.C.	34	13	32	40.6	0	0	0.0	7	16	43.8	32	0.9	11	14	4	2	33	1.0
Walker Holt	1999-03	Greensboro, N.C.	48	14	39	35.9	5	18	27.8	9	12	75.0	38	0.8	24	13	3	1	42	0.9
Bruce Holzschuh	1953-56	Teaneck, N.J.	61	156	457	34.1	-	-	-	122	199	61.1	288	4.7	-	-	-	-	434	7.1
Paul Holzshu	1968-70	Pitcairn, Pa.	40	26	70	37.1	-	-	-	17	27	63.0	39	1.0	-	-	-	-	69	1.7
Nick Honor	2020-22	Orlando, Fla.	57	159	404	39.4	77	223	34.5	55	65	84.6	75	1.3	132	55	60	3	450	7.9
Alan Hoover	1975-77	Matthews, N.C.	12	16	26	61.5	-	-	-	2	5	40.0	8	0.7	5	6	10	0	34	2.8
Dennis Hopf	1988-89	Stone Mountain, Ga.	1	0	1	0.0	0	0	0.0	0	0	0.0	0	0.0	0	2	0	0	0	0.0
DeAndre Hopkins	2010-11	Central, S.C.	7	0	2	0.0	0	0	0.0	0	0	0.0	1	0.1	1	2	1	1	0	0.0
Jim Howell	1974-78	Williston, S.C.	83	231	430	53.7	-	-	-	103	144	71.5	333	4.0	54	103	39	54	565	6.8
Kirkland Howling	1988-90	Los Angeles, Calif.	62	138	315	43.8	55	159	34.6	67	96	69.8	112	1.8	58	60	15	2	398	6.4
Jimmy Hudson	2003-05	Eustis, Fla.	44	11	48	22.9	4	22	18.2	5	8	62.5	15	0.3	14	22	9	2	31	0.7
Jim Hudson	1957-58	Jersey City, N.J.	4	2	7	28.6	-	-	-	0	1	0.0	6	1.5	-	-	-	-	4	1.0
Ty Hudson	2015-17	Mableton, Ga.	41	23	75	30.7	14	48	29.2	5	11	45.5	13	0.3	17	11	7	0	65	1.6
Ricky Hunt	1972-73	Hyattsville, Md.	23	27	57	47.4	-	-	-	21	34	61.8	56	2.4	3	-	-	-	75	3.3
Chase Hunter	2019-23	Atlanta, Ga.	97	267	659	40.5	80	251	31.9	151	195	77.4	219	2.3	234	134	49	17	765	7.9
Dillon Hunter	2022-23	Atlanta, Ga.	33	17	57	29.8	3	20	15.0	9	15	60.0	40	1.2	40	22	14	1	46	1.4
Iker Iturbe	1994-98	Vitoria, Basque	91	211	454	46.5	28	92	30.4	103	181	56.9	315	3.5	176	144	92	11	553	6.1
Harold Jamison	1995-99	Vance, S.C.	129	454	746	60.9	0	0	0.0	323	597	54.1	937	7.3	125	213	101	66	1231	9.5
Murray Jarman	1980-84	Delray Beach, Fla.	69	242	440	55.0	0	0	0.0	154	215	71.6	268	3.9	82	87	18	10	638	9.2
Arturas Javtokas	1999-00	Siauliai, Lithuania	16	25	47	53.2	0	2	0.0	10	20	50.0	57	3.6	4	15	3	3	60	3.8
Trey Jemison	2018-20	Birmingham, Ala.	50	26	55	47.3	0	2	0.0	7	16	43.8	75	1.5	5	22	12	8	59	1.2
Anthony Jenkins	1982-87	Spartanburg, S.C.	110	354	726	48.8	91	199	45.7	113	143	79.0	360	3.3	164	126	44	39	912	8.3
Milton Jennings	2009-13	Summerville, S.C.	123	348	842	41.3	86	290	29.7	170	250	68.0	605	4.9	121	214	88	77	952	7.7
Jeff Jenrette	1987-88	Blacksburg, Va.	1	0	0	0.0	0	0	0.0	1	2	50.0	2	2.0	0	0	0	0	1	1.0
Danny Johnson	1994-96	Morganton, N.C.	43	28	75	37.3	6	27	22.2	14	18	77.8	51	1.2	14	12	4	4	76	1.8
Derrick Johnson	1975-79	Indianapolis, Ind.	111	431	846	50.9	-	-	-	152	182	83.5	198	1.8	476	296	188	16	1014	9.1
Noel Johnson	2009-10	Fayetteville, Ga.	39	64	178	35.9	32	93	34.4	13	19	68.4	71	1.8	27	43	15	7	173	4.4
LeDarion Jones	1995-97	Bartow, Fla.	27	29	55	52.7	0	5	0.0	2	7	28.6	38	1.4	7	15	5	7	60	2.2
Raymond Jones	1980-85	Union, S.C.	117	344	682	50.4	0	0	0.0	178	285	62.5	578	4.9	107	159	65	88	866	7.4
Ricky Jones	1986-91	Pendleton, S.C.	113	267	551	48.5	24	87	27.6	118	193	61.1	251	2.2	97	131	46	63	676	6.0
Trip Jones	1966-69	Great Falls, S.C.	54	160	343	46.6	-	-	-	99	153	64.7	390	7.2	-	-	-	-	419	7.8
Zlatko Josic	1989-90	San Pedro, Calif.	5	0	5	0.0	0	1	0.0	1	2	50.0	4	0.8	2	2	1	0	1	0.2
Andrius Jurkunas	1995-99	Kaunas, Lithuania	115	261	660	39.5	146	414	35.3	123	189	65.1	443	3.9	165	157	81	77	791	6.9
George Kelada	1991-92	Greer, S.C.	4	0	1	0.0	0	0	0.0	0	0	0.0	6	1.5	0	2	0	0	0	0.0
Andy Kelly	1992-95	Carthage, N.C.	45	64	174	36.8	28	95	29.5	34	43	79.1	92	2.0	42	27	22	14	190	4.2
Matt Kelly	2022-23	Charleston, S.C.	6	2	2	100.0	0	0	0.0	0	0	0.0	1	0.2	1	0	1	0	4	0.7
Marvin Key	1978-82	Dunwoody, Ga.	24	11	30	36.7	-	-	-	9	16	56.3	14	0.6	2	6	3	1	31	1.3
Lynn Kidd	2020-21	Gainesville, Fla.	7	2	6	33.3	0	0	0.0	4	4	100.0	7	1.0	1	2	0	2	8	1.1
Tim Kincaid	1986-90	Spindale, N.C.	78	209	444	47.1	24	81	29.6	169	211	80.1	154	2.0	257	185	115	54	611	7.8
Ed Krajack	1958-61	McKeesport, Pa.	72	228	555	41.1	-	-	-	121	166	72.9	279	3.9	-	-	-	-	577	8.0
George Krajack	1957-60	McKeesport, Pa.	74	362	895	40.4	-	-	-	195	280	69.6	482	6.5	-	-	-	-	919	12.4
Bill Landers	1954-57	Asheville, N.C.	17	10	41	24.1	-	-	-	6	9	66.7	17	1.0	-	-	-	-	26	1.5
Sean Lastinger	1989-91	Atlanta, Ga.	35	15	53	28.3	10	39	25.6	22	32	68.8	19	0.5	25	31	10	0	62	1.8
Greg Latin	1969-70	Glassport, Pa.	25	116	270	43.0	-	-	-	92	143	64.3	215	8.6	-	-	-	-	324	13.0
Jim Leshock	1959-62	Greensburg, Pa.	23	5	14	39.7	-	-	-	8	14	57.1	13	0.6	-	-	-	-	18	0.8
Jim Lewis	1957-59	Aliquippa, Pa.	22	15	48	31.3	-	-	-	10	12	83.3	19	0.9	-	-	-	-	40	1.8
Reed Long	2003-04	Piedmont, S.C.	5	0	1	0.00	-	-	-	-	-	-	-	-	-	-	-	10	0	0.0
Todd Logue	1991-92	Snellville, Ga.	5	1	3	33.3	-	-	-	3	4	75.0	3	0.6	0	1	0	1	5	1.0
Tevin Mack	2019-20	Columbia, S.C.	31	146	325	44.9	47	166	28.3	38	62	61.3	160	5.2	29	36	20	34	377	12.2
Wes Long	2000-01	Charlotte, N.C.	1	0	0	0.0	0	0	0.0	0	0	0.0	0	0.0	0	0	0	0	0	0.0
Donnie Mahaffey	1961-64	LaGrange, Ga.	76	238	515	46.2	-	-	-	161	283	56.9	666	8.8	-	-	-	-	637	8.4
Randy Mahaffey	1964-67	LaGrange, Ga.	73	426	884	48.2	-	-	-	319	471	67.7	706	9.7	-	-	-	-	1171	16.0
Richie Mahaffey	1966-70	LaGrange, Ga.	75	325	687	47.3	-	-	-	369	601	61.4	707	9.4	-	-	-	-	1019	13.6
Tom Mahaffey	1959-62	LaGrange, Ga.	76	276	620	44.5	-	-	-	176	286	61.5	649	8.5	-	-	-	-	728	9.6
Grayson Marshall	1984-88	Washington, DC	122	334	771	43.3	41	120	34.2	197	270	73.0	308	2.5	857	347	189	9	906	7.4
Bruce Martin	1991-95	Shady Springs, W.Va.	88	161	404	39.9	129	336	38.4	55	66	83.3	104	1.2	65	68	24	3	506	5.8
Bud Martin	1970-73	Wayland, Ky.	72	116	250	46.4	-	-	-	194	261	74.3	134	1.9	36	-	-	-	426	5.9
Jimmy Mason	1990-91	Southern Pines, N.C.	23	10	34	29.4	5	19	26.3	2	2	100.0	14	0.6	16	23	8	0		

ACC ERA PLAYERS



K.J. McDANIELS SCORED OVER 1,000 POINTS IN THREE SEASONS.



CHARLIE ROGERS PLAYED 51 GAMES AS A TIGER FROM 1972-76.

Name	Years	Hometown	GP	FGM	FGA	Pct	3PT	3PA	Pct	FTM	FTA	Pct	Reb	Avg	Ast	TO	ST	BS	Pts	Avg
O'Neil McBride	2019-21	Myrtle Beach, S.C.	11	1	2	50.0	0	0	0.0	2	4	50.0	7	0.6	2	1	0	0	4	0.4
Glen McCants	1982-86	Columbia, S.C.	108	233	447	52.1	0	1	0.0	112	168	66.7	387	3.6	50	126	34	113	578	5.4
K.J. McDaniels	2011-14	Birmingham, Ala.	94	362	804	45.0	81	259	31.3	230	300	76.7	450	4.8	85	140	83	178	1035	11.0
Riley McGillan	2014-17	Fort Mill, S.C.	20	4	14	28.6	2	12	16.7	1	2	50.0	2	0.1	2	2	2	0	11	0.6
Mike McGrady	1977-78	Greenville, S.C.	1	0	1	0.0	-	-	-	0	0	0.0	0	0.0	0	0	0	0	0	0.0
Kimble McHone	1985-86	Cleveland, Ohio	3	1	2	50.0	-	-	-	0	0	0.0	1	0.3	0	0	0	0	2	0.7
Terrill McIntyre	1995-99	Raeford, N.C.	126	592	1416	41.5	259	696	37.2	396	501	79.0	341	2.7	577	316	194	5	1839	14.6
Rick McKinstry	1979-80	Indianapolis, Ind.	25	21	52	40.4	-	-	-	3	8	37.5	16	0.6	12	7	3	2	45	1.8
Jamar McKnight	2000-02	Zachery, La.	48	162	356	45.5	54	143	37.8	41	55	74.5	142	3.0	37	47	9	22	419	8.7
Chris Michael	1982-86	Rutherfordton, N.C.	109	354	824	43.0	13	28	46.4	79	133	59.4	303	2.8	159	142	65	25	800	7.3
Ben Middlebrooks	2021-23	Fort Lauderdale, Fla.	60	49	97	50.5	0	6	0.0	39	52	75.0	121	2.0	21	29	25	19	137	2.3
Larry Middleton	1985-87	Los Angeles, Calif.	56	216	495	43.6	16	45	35.6	109	143	76.2	188	3.4	82	94	33	7	557	9.9
John Mikell	1953-54	Greenville, S.C.	6	0	3	0.0	-	-	-	0	0	0.0	7	1.2	-	-	-	-	0	0.0
Nick Milasnovich	1961-64	Youngstown, Ohio	77	306	725	42.2	-	-	-	177	246	72.0	188	2.4	-	-	-	-	789	10.2
Danny Miller	1971-72	Spring Lake, N.J.	15	6	20	30.0	-	-	-	0	1	0.0	7	0.5	-	-	-	-	12	0.8
Johnny Miller	1997-99	Christiana, Pa.	50	81	271	29.9	46	174	26.4	38	63	60.3	49	1.0	127	75	42	7	246	4.9
Rod Mitchell	1987-89	Cheraw, S.C.	23	17	30	56.7	-	-	-	1	6	16.7	40	1.7	0	6	0	7	35	1.5
Shelton Mitchell	2016-19	Waxhaw, N.C.	94	348	854	40.7	127	348	36.5	263	316	83.2	255	2.7	317	198	76	3	1086	11.6
Craig Mobley	1970-71	Chester, S.C.	11	0	13	0.0	-	-	-	5	7	71.4	8	0.7	-	-	-	-	5	0.5
Eddie Moncrief	1955-58	Moultrie, Ga.	33	14	46	30.4	-	-	-	36	54	66.7	70	2.1	-	-	-	-	64	1.9
Cheyenne Moore	2004-05	Baltimore, Md.	32	74	204	36.3	39	134	29.1	24	29	82.8	81	2.5	51	59	29	10	211	6.6
Khavon Moore	2019-20	Macon, Ga.	28	22	59	37.3	3	11	27.3	4	7	57.1	48	1.7	15	17	3	16	51	1.8
Doc Morgan	1953-56	Greenville, S.C.	26	13	46	28.3	-	-	-	7	10	70.0	17	0.7	-	-	-	-	33	1.3
Woody Morgan	1961-64	Hartsville, S.C.	77	151	392	38.5	-	-	-	133	238	55.9	467	6.1	-	-	-	-	435	5.6
Byron Morris	1992-94	Columbia, S.C.	15	3	10	30.0	0	0	0.0	1	3	33.3	8	0.5	1	1	3	1	7	0.5
Matt Morris	2004-08	Georgetown, S.C.	54	23	52	44.2	13	32	40.6	10	14	71.4	24	0.4	17	9	8	0	69	1.3
Tomas Nagys	1999-03	Mazeikiai, Lithuania	103	130	290	44.8	10	44	22.7	177	256	69.1	386	3.7	45	107	45	44	447	4.3
Larry Nance	1977-81	Anderson, S.C.	117	553	1037	53.3	-	-	-	235	374	62.8	784	6.7	177	225	106	108	1341	11.5
Bryan Narcisse	2008-12	North Augusta, S.C.	102	90	194	46.4	17	60	28.3	45	75	60.0	151	1.5	39	55	37	35	242	2.4
Chuck Narvin	1960-63	Pittsburgh, Pa.	22	5	21	23.8	-	-	-	8	11	72.7	7	0.3	-	-	-	-	1	0.5
Daniel Nauseef	2021-23	Dayton, Ohio	9	2	3	66.7	0	0	0.0	0	0	0.0	5	0.6	1	1	1	1	4	0.4
Jack Nauseef	2021-23	Dayton, Ohio	11	0	5	0.0	0	4	0.0	1	2	50.0	1	0.1	2	0	0	0	2	0.1
John Newman III	2018-21	Greensboro, N.C.	87	162	398	40.7	44	149	29.5	79	108	73.1	227	2.6	107	84	55	23	447	5.1
Landry Nnoko	2012-16	Yaounde, Cameroon	128	300	573	52.3	-	-	-	144	229	62.9	606	4.7	65	146	26	212	744	5.8
Billy Noland	1974-75	Waynesville, N.C.	2	0	1	0.0	-	-	-	1	2	50.0	3	1.5	1	0	0	0	1	0.5
Denny Odle	1971-72	Newark, Ohio	25	113	259	43.6	-	-	-	103	148	69.6	165	6.6	-	-	-	-	329	13.2
Terrence Oglesby	2007-09	Cleveland, Tenn.	66	236	625	37.8	177	448	39.5	128	151	84.8	114	1.7	99	101	48	1	777	11.8
Anthony Oliver II	2017-18	Birmingham, Ala.	19	11	35	31.4	9	26	34.6	9	11	81.8	26	1.4	5	5	6	0	40	2.1
Choppy Patterson	1959-63	Piedmont, S.C.	76	408	1084	37.6	-	-	-	315	390	80.8	278	3.7	-	-	-	-	1131	14.9
Marty Patterson	1972-75	Hendersonville, N.C.	34	37	80	46.3	-	-	-	36	44	81.8	62	1.8	6	-	-	5	110	3.2
Tyrone Paul	1990-91	Inglewood, Calif.	15	9	28	32.1	2	10	20.0	7	10	70.0	16	1.1	11	9	6	0	27	1.8
Sam Perry	2004-08	Greenville, S.C.	128	192	417	46.0	4	17	23.5	157	271	57.9	342	2.7	117	144	114	58	545	4.3
Karolis Petrukonis	2006-09	Trakai, Lithuania	33	10	26	38.5	0	0	0.0	1	8	12.5	30	0.9	7	17	3	4	21	0.6
Chris Poole	2006-07	Raleigh, N.C.	8	4	5	80.0	2	3	66.7	-	-	-	0	0.0	0	2	1	0	10	1.3
David Poole	1977-79	Columbia, S.C.	19	6	14	42.9	-	-	-	9	10	90.0	9	0.5	7	3	6	1	21	1.1
David Potter	2006-10	Severn, Md.	134	224	601	37.3	98	290	33.8	91	129	70.5	273	2.0	148	157	99	32	637	4.8
J.D. Powell	1998-00	Westminster, S.C.	23	1	4	25.0	1	3	33.0	1	2	50.0	1	0.1	1	3	1	0	4	0.3
Julius Powell	2005-07	Newton, N.C.	58	86	249	34.5	44	162	27.2	24	40	60.0	120	2.1	30	54	29	14	240	4.1
Travis Price	2004-07	Sumter, S.C.	7	1	3	33.3	-	-	-	-	-	-	1	0.3	0	0	0	0	2	0.3
Manning Privette	1961-64	Hartsville, S.C.	57	101	291	34.7	-	-	-	63	121	52.1	289	5.1	-	-	-	-	265	4.6
Olivier-Maxence Prosper	2020-21	Montreal, Quebec, Canada	22	18	52	34.6	3	18	16.7	15	22	68.2	41	1.9	6	8	4	3	54	2.5
Jerry Pryor	1985-89	Brooklet, Ga.	123	452	825	54.8	6	20	30.0	214	328	65.2	585	4.8	129	224	61	44	1124	9.1
Rayfield Ragland	1993-95	Florence, Ala.	61	175	364	48.1	38	125	30.4	43	70	61.4	268	4.4	52	52	31	16	431	7.1
Marcquise Reed	2016-19	Landover, Md.	99	485	1122	43.2	148	406	36.5	366	426	85.9	413	4.2	275	203	170	2	1484	15.0
Jeff Reisinger	1972-74	Kingston, Ohio	52	230	458	50.2	-	-	-	87	109	79.8	300	5.8	68	-	-	-	547	10.5
Lamar Rice	2003-04	Flint, Mich.	28	45	133	33.8	14	63	22.2	8	17	47.1	73	2.6	15	24	8	4	112	4.0
Lou Richie	1992-94	Oakland, Calif.	57	55	150	36.7	25	81	30.9	62	100	62.0	80	1.4	239	122	74	1	197	3.5
Bill Riser	1953-56	Bowman, S.C.	65	61	185	33.0	-	-	-	74	129	57.4	380	5.8	-	-	-	-	196	3.0
K.C. Rivers	2005-09	Charlotte, N.C.	134	625	1425	43.9	281	729	38.5	153	215	71.2	721	5.4	235	174	210	41	1684	12.6
Legend Robertin	2015-17	London, England	25	10	18	55.6	-	-	-	2	13	15.4	20	0.8	-	5	2	17	22	0.9
Shawan Robinson	2002-06	Raleigh, N.C.	120	390	980	39.8	203	538	37.7	194	233	83.3	284	2.4	283	271	124	4	1177	9.8
Charlie Rogers	1972-76	Lindenhurst, N.J.	51	79	180	43.9	-	-	-	54	77	70.1	117	2.3	3	8	4	13	212	4.2
Tree Rollins	1973-77	Cordele, Ga.	110	643	1192	53.9	-	-	-	177	292	60.6	1311	11.9	93	129	50	450	1463	13.3
Stan Rome	1974-78	Valdosta, Ga.	109	553	1044	53.0	-	-	-	259	397	65.2	420	3.9	175	158	117	26	1365	12.5
Patrick Rooks	2014-15	Charlotte, N.C.	13	6	22	27.3	6	19	31.6	2	5	40.0	3	0.2	6	0	3	0	20	1.5
Jordan Roper	2012-16	Columbia, S.C.	127	337	897	37.6	141	409	34.2	156	207	75.4	225	1.8	238	143	111	9	971	7.6
Bill Ross	1978-82	Lake Placid, Fla.	106	212	436	48.6	-	-	-	89	152	58.6	303	2.9	67	81	19	18	513	4.8
Jack Ross	1969-71	Anderson, S.C.	31	20	54	37.0	-	-	-	18	27	66.7	51	1.6	-	-	-	-	58	1.9
Barry Ryan	1953-55	Washington, DC	46	153	425	36.0	-	-	-	107	162	66.0	262	5.7	-	-	-	-	413	9.0
Patrick Sapp	1994-95	Jacksonville, Fla.	4	0	3	0.0	0	2	0.0	0	0	0.0	1	0.3	0	0	0	0	0	0.0
T.J. Sapp	2011-13	Fort Lauderdale, Fla.	37	46	148	31.1	28	94	29.8	12	22	54.5	56	1.5	29	30	24	1	132	3.6
Ian Schieffelin	2021-23	Loganville, Ga.																		

ACC ERA PLAYERS

Name	Years	Hometown	GP	FGM	FGA	Pct	3PT	3PA	Pct	FTM	FTA	Pct	Reb	Avg	Ast	TO	ST	BS	Pts	Avg
Dutch Shamble	1957-60	McKeesport, Pa.	53	86	229	28.8	-	-	-	55	73	75.3	81	1.5	-	-	-	-	227	4.3
Beau Shay	2000-04	Galesburg, Ill.	21	4	7	57.1	1	3	33.3	3	4	75.0	7	0.3	2	2	0	0	12	0.6
Don Shealy	1954-55	Newberry, S.C.	11	3	10	30.0	-	-	-	9	13	69.2	7	0.6	-	-	-	-	15	1.4
Buddy Shook	1953-55	Liberty, S.C.	44	78	320	24.4	-	-	-	84	147	57.1	250	5.7	-	-	-	-	240	5.5
Geoff Shyatt	2002-03	Clemson, S.C.	6	0	2	0.0	-	-	-	1	4	25.0	-	-	1	-	-	-	1	0.2
Jerry Shyatt	1999-00	Clemson, S.C.	5	0	0	0.0	0	0	0.0	1	2	50.0	1	0.1	1	2	0	0	1	0.1
Aamir Sinms	2017-21	Palmyra, Va.	122	421	876	48.1	110	304	36.2	170	233	73.0	636	5.2	198	189	81	94	1122	9.2
David Skara	2017-18	Zadar, Croatia	59	119	261	45.6	38	113	33.6	59	88	67.0	214	3.6	60	63	39	29	335	5.7
Anthony Smith	1991-92	Monroe, Ga.	8	3	5	60.0	-	-	-	2	3	66.7	1	0.1	5	3	0	0	8	1.0
Josh Smith	2012-16	Charlotte, N.C.	104	65	154	42.2	3	11	27.3	39	63	61.9	215	2.1	11	48	15	14	172	1.6
Junius Smith	1957-58	Greenville, S.C.	4	0	3	0.0	-	-	-	0	0	0.0	0	0.0	-	-	-	-	0	0.0
Mack Smith	1988-89	Seneca, S.C.	1	0	0	0.0	0	0	0.0	0	0	0.0	0	0.0	0	0	0	0	0	0.0
Tanner Smith	2008-12	Alpharetta, Ga.	127	333	777	42.9	111	340	32.6	209	288	72.6	459	3.6	320	227	159	34	986	7.8
Tommy Smith	1953-56	Hendersonville, N.C.	71	161	384	41.9	-	-	-	170	265	64.2	421	5.9	-	-	-	-	492	6.9
Will Solomon	1998-01	East Hartford, Conn.	94	469	1195	39.2	214	585	36.6	279	389	71.7	259	2.8	246	323	112	40	1431	15.2
Scott Spencer	2016-18	Suffolk, Va.	25	14	52	26.9	3	25	12.0	1	2	50.0	15	0.6	5	3	2	1	32	1.3
Cory Stanton	2010-11	Springfield, Tenn.	33	29	84	34.5	8	38	21.1	14	21	66.7	21	0.6	25	21	20	2	80	2.4
Fred Steiner	1964-65	Pittsburgh, Pa.	6	3	6	50.0	-	-	-	5	7	71.4	1	0.2	-	-	-	-	11	1.8
Demontez Stitt	2007-11	Mathews, N.C.	126	455	1061	42.9	111	335	33.1	344	468	73.5	346	2.7	419	318	164	46	1365	10.8
Tony Stockman	2000-02	Medina, Ohio	59	240	662	36.2	155	416	37.3	81	106	75.4	129	2.2	143	131	84	4	716	12.1
Rock Stone	1954-56	Piedmont, S.C.	21	35	105	33.3	-	-	-	36	54	66.7	110	5.2	-	-	-	-	106	5.1
Robert Stone	1985-86	Augusta, Ga.	8	4	9	44.4	-	-	-	0	1	0.0	7	0.9	0	5	1	2	8	1.0
Terrell Suit	1971-74	Anderson, S.C.	75	238	589	40.4	-	-	-	123	164	75.0	142	1.9	77	-	-	-	599	8.0
Bernard Sullivan	2011-13	Gastonia, N.C.	56	34	83	41.0	1	5	20.0	20	33	60.6	66	1.2	6	23	7	7	89	1.6
Jim Sutherland	1964-67	Clemson, S.C.	71	485	1105	43.9	-	-	-	260	306	85.0	383	5.4	-	-	-	-	1230	17.3
Jack Swails	1966-68	Kingstree, S.C.	16	11	28	39.3	-	-	-	7	13	53.8	27	1.7	-	-	-	-	29	1.8
Raymond Sykes	2005-09	Jacksonville, Fla.	124	216	373	57.9	0	0	0.0	71	134	53.0	338	2.7	50	128	54	102	503	4.1
Michael Tabb	1994-95	Philadelphia, Pa.	4	2	4	50.0	0	0	0.0	2	2	100.0	2	0.5	0	3	0	0	6	1.5
Michael Tait	1985-87	Compton, Calif.	58	165	344	48.0	70	136	51.5	68	93	73.1	127	2.2	124	89	67	2	468	8.1
Elijah Thomas	2016-19	Dallas, Texas	93	395	675	58.5	0	2	0.0	203	334	60.8	649	7.0	90	186	67	181	993	10.7
Dave Thomas	1968-71	Warren, Ohio	76	381	875	43.5	-	-	-	126	182	69.2	221	2.9	-	-	-	-	888	11.7
Dick Thomas	1966-68	Warren, Ohio	26	81	200	40.5	-	-	-	26	41	63.4	72	2.8	-	-	-	-	188	7.2
Frank Tomera	1992-94	Johnstown, Pa.	30	11	33	33.3	0	2	0.0	8	13	61.5	29	1.0	4	12	2	8	30	1.0
Clyde Trapp	2017-21	Eastover, S.C.	108	194	489	39.7	70	228	30.7	99	162	61.1	342	3.2	185	155	59	21	557	5.2
A.J. Tyler	2006-07	Palm Harbor, Fla.	30	11	35	31.4	6	15	40.0	8	11	72.7	42	1.4	7	12	2	0	36	1.2
Hunter Tyson	2018-23	Monroe, N.C.	140	382	844	45.3	169	462	36.6	199	252	79.0	665	4.8	111	97	80	29	1132	8.1
Sean Tyson	1987-91	Baltimore, Md.	72	259	504	51.4	0	8	0.0	46	79	58.2	278	3.9	69	97	104	9	564	7.8
Sheldon Waiters	2004-05	Columbia, S.C.	6	1	3	33.3	1	2	50.0	3	4	75.0	1	0.2	1	2	-	-	6	1.0
Keith Walker	1978-81	Statesville, N.C.	29	30	62	48.4	-	-	-	20	31	64.5	38	1.3	3	19	10	1	80	2.8
Corey Wallace	1991-94	Savern, Md.	65	164	337	48.7	49	147	35.8	73	104	70.2	225	3.5	51	66	31	7	450	6.9
Dave Wallace	1959-61	Spartanburg, S.C.	20	32	108	29.6	-	-	-	15	23	65.2	122	6.1	-	-	-	-	79	4.0
Warren Wallace	1982-85	Charlotte, N.C.	55	138	295	46.8	12	26	46.2	20	48	41.7	104	1.9	125	67	28	3	308	5.6
Joe Ward	1981-82	Griffin, Ga.	19	46	100	46.0	-	-	-	22	33	66.7	32	1.7	17	19	4	2	114	6.0
Bill Warren	1957-61	Horning, Pa.	39	91	277	32.9	-	-	-	66	87	75.9	109	2.8	-	-	-	-	248	6.4
Joey Watts	1989-91	Aiken, S.C.	9	4	10	40.0	0	4	0.0	2	5	40.0	4	0.4	0	2	1	0	10	1.1
Pete Weddell	1968-71	Goshen, Ind.	62	67	142	47.2	-	-	-	72	116	62.1	142	2.3	-	-	-	-	206	3.3
Ames Wells	1953-54	Columbia, S.C.	23	133	322	41.3	-	-	-	89	134	66.4	69	3.0	-	-	-	-	355	15.4
Chubby Wells	1976-79	Philadelphia, Pa.	65	159	334	47.6	-	-	-	95	139	68.3	275	4.2	98	77	43	8	413	6.4
Javan White	2018-19	Ames, Iowa	33	28	50	56.0	0	0	0.0	11	24	45.8	66	2.0	8	13	8	12	67	2.0
Jeff White	1980-81	Gastonia, N.C.	4	0	3	0.0	-	-	-	4	5	80.0	1	0.3	3	3	1	0	4	1.0
Chris Whitney	1991-93	Hopkinsville, Ky.	58	268	628	42.7	167	404	41.3	141	179	78.8	214	3.7	354	204	114	2	844	14.6
Keith Whitt	1978-79	Hanover, Mass.	1	1	1	100.0	-	-	-	0	1	0.0	0	0.0	0	0	0	0	2	2.0
Vincent Whitt	1996-99	Greensboro, N.C.	83	172	413	41.6	17	74	23.0	94	158	59.5	250	3.0	82	106	63	25	455	5.5
Tom Wideman	1995-99	Marietta, Ga.	129	266	571	52.1	0	1	0.0	175	316	55.4	723	5.6	125	170	82	45	707	5.5
Chauncey Wiggins	2022-23	Grayson, Ga.	27	24	54	44.4	14	35	40.0	2	3	66.7	24	0.9	10	6	4	3	64	2.4
Mitchell Wiggins	1979-80	Grifton, N.C.	32	76	162	46.9	-	-	-	25	45	55.6	96	3.0	40	30	28	3	177	5.5
Scott Wilkes	1979-80	DeLand, Fla.	4	1	4	25.0	-	-	-	3	4	75.0	0	0.0	3	3	0	0	5	1.3
Malik William	2017-18	Orlando, Fla.	17	10	27	37.0	1	3	33.3	4	6	66.7	26	1.5	3	2	1	3	25	1.5
Billy Williams	1977-80	Raleigh, N.C.	85	438	818	53.5	-	-	-	202	267	75.7	197	2.3	216	172	110	8	1078	12.7
John Williams	1970-72	Dover, Del.	35	22	52	42.3	-	-	-	19	36	52.8	46	1.3	-	-	-	-	63	1.8
Ovarus Williams	2003-04	Snow Hill, N.C.	6	0	1	0.0	-	-	-	1	2	50.0	0	0.0	-	-	-	-	1	0.2
Skip Wise	1974-75	Baltimore, Md.	25	188	384	48.9	-	-	-	86	114	75.4	78	3.1	44	-	-	6	462	18.5
Don Witherspoon	1979-82	Lexington, Ky.	11	4	5	80.0	-	-	-	2	4	50.0	3	0.3	0	1	1	1	10	0.9
Mohamed Woni	1996-99	Ivory Coast, Africa	62	59	124	47.6	0	2	0.0	51	67	76.1	151	2.4	7	44	6	20	169	2.7
Sharone Wright	1991-94	Macon, Ga.	92	501	943	53.1	0	6	0.0	306	484	63.2	903	9.8	78	228	69	286	1308	14.2
Horace Wyatt	1978-82	Hartsville, S.C.	119	420	827	50.8	-	-												

ALL-ACC PLAYERS

BILL YARBOROUGH (SECOND TEAM, 1955 & 1956)

Guard • Walhalla, S.C.

Year	GP	FGM-FGA	Pct.	FTM-FTA	Pct.	Reb-Avg.	PTS	Avg.
1952-53	16	51-179	.285	18-30	.600	22-1.5	120	7.5
1953-54*	7	39-108	.361	32-48	.667	16-2.2	110	15.7
1954-55	23	247-623	.396	157-198	.793	84-3.7	651	28.3
1955-56	26	182-480	.379	123-169	.728	104-4.0	487	18.7
1956-57	13	69-167	.413	47-59	.797	33-2.5	185	14.2
TOTALS	85	588-1557	.378	377-504	.748	259-3.0	1553	18.3

* - red-shirted due to injury

VINCE YOCKEL (SECOND TEAM, 1956 • FIRST TEAM, 1958)

Forward • Jersey City, N.J.

Year	GP	FGM-FGA	Pct.	FTM-FTA	Pct.	Reb-Avg.	PTS	Avg.
1955-56	26	210-476	.441	124-173	.716	219-8.4	544	20.9
1956-57	24	178-426	.418	118-160	.738	165-6.9	474	19.8
1957-58	24	125-300	.417	82-106	.774	90-3.8	332	13.8
TOTALS	74	513-1202	.427	324-439	.738	474-6.4	1350	18.2

CHOPPY PATTERSON (FIRST TEAM, 1960 • SECOND TEAM, 1961)

Guard • Piedmont, S.C.

Year	GP	FGM-FGA	Pct.	FTM-FTA	Pct.	Reb-Avg.	PTS	Avg.
1959-60	26	151-402	.376	125-154	.812	130-5.0	427	16.4
1960-61	26	174-465	.374	146-173	.844	92-3.5	494	19.0
1962-63	24	83-217	.382	44-63	.698	56-2.3	210	8.8
TOTALS	76	408-1084	.376	315-390	.808	278-3.7	1131	14.9

JIM BRENNAN (SECOND TEAM, 1963 & 1964)

Guard • McKeesport, Pa.

Year	GP	FGM-FGA	Pct.	FTM-FTA	Pct.	Reb-Avg.	PTS	Avg.
1961-62	27	183-427	.429	95-122	.779	68-2.5	461	17.1
1962-63	24	144-347	.415	111-134	.828	92-3.8	399	16.6
1963-64	25	159-371	.429	139-167	.832	107-4.3	457	18.3
TOTALS	76	486-1145	.424	345-423	.816	267-3.5	1317	17.3

JIM SUTHERLAND (SECOND TEAM, 1965 & 1967)

Guard • Clemson, S.C.

Year	GP-GS	FGM-FGA	Pct.	FTM-FTA	Pct.	Reb-Avg.	PTS	Avg.
1964-65	25-22	147-322	.457	65-83	.783	139-6.3	359	16.3
1965-66	29-24	155-362	.428	91-107	.850	124-5.2	401	16.7
1966-67	25-22	183-421	.435	104-116	.897	120-4.8	470	18.8
TOTALS	79-68	485-1105	.439	260-306	.849	383-5.4	1230	17.3

RANDY MAHAFFEY (SECOND TEAM, 1965 • FIRST TEAM, 1967)

Center • LaGrange, Ga.

Year	GP	FGM-FGA	Pct.	FTM-FTA	Pct.	Reb-Avg.	PTS	Avg.
1964-65	23	145-291	.498	108-155	.697	224-9.7	398	17.3
1965-66	24	126-288	.438	102-146	.699	256-10.2	354	14.2
1966-67	25	155-305	.508	109-170	.641	225-9.0	419	16.8
TOTALS	72	426-884	.482	319-471	.677	705-9.7	1171	16.0

BUTCH ZATEZALO (SECOND TEAM, 1968-70)

Guard • Aliquippa, Pa.

Year	GP-GS	FGM-FGA	Pct.	FTM-FTA	Pct.	Reb-Avg.	AST	PTS	Avg.
1967-68	24-24	189-515	.367	174-212	.821	63-2.6		552	23.0
1968-69	25-25	228-538	.424	189-229	.825	90-3.6		645	25.8
1969-70	26-26	213-483	.441	138-169	.817	57-2.2	80	564	21.7
TOTALS	75-75	630-1536	.410	501-610	.821	210-2.8		1761	23.5

SKIP WISE (FIRST TEAM, 1975)

Guard • Baltimore, Md.

Year	GP-GS	FGM-FGA	Pct.	FTM-FTA	Pct.	Reb-Avg.	AST	BS	PTS	Avg.
1974-75	25-17	188-384	.489	86-114	.754	78-3.1	44	6	462	18.5

WAYNE "TREE" ROLLINS (SECOND TEAM, 1975-77)


Center • Cordelle, Ga.

Year	GP-GS	Min/G	FGM-FGA	Pct.	FTM-FTA	Pct.	Reb/Avg.	A-T	B-S	PTS	Avg.
1973-74	26-26		144-265	.543	34-54	.629	316-12.2	8-	106-	322	12.4
1974-75	28-28		162-326	.497	40-67	.597	328-11.7	17-	119-	364	13.0
1975-76	28-28	861/30	170-313	.543	43-76	.566	308-11.0	36-75	117-22	383	13.7
1976-77	28-28	777/28	167-288	.580	60-95	.632	359-12.8	32-54	108-28	394	14.1
TOTALS	110-110		643-1192	.539	177-292	.606	1311-11.9	93-	450-	1463	13.3


STAN ROME (SECOND TEAM, 1977)

Forward • Valdosta, Ga.


Year	GP-GS	Min/G	FGM-FGA	Pct.	FTM-FTA	Pct.	Reb/Avg.	A-T	B-S	PTS	Avg.
1974-75	28-28		121-229	.528	50-74	.676	132-4.7	34-	12-	292	10.4
1975-76	26-7	507/20	117-210	.557	70-97	.722	110-4.2	25-64	4-28	304	11.7
1976-77	28-27	680/24	174-316	.551	79-128	.617	93-3.3	52-45	6-52	427	15.3
1977-78	27-24	669/25	141-289	.488	60-98	.612	85-3.1	64-49	4-37	342	12.7
TOTALS	109-86		553-1044	.530	259-397	.652	420-3.9	175-	26-117	1365	12.5



JIM BRENNAN



SKIP WISE



STAN ROME



ALL-ACC PLAYERS

BILLY WILLIAMS (FIRST TEAM, 1980)

Guard • Raleigh, N.C.

Year	GP-GS	Min/G	FGM-FGA	Pct.	FTM-FTA	Pct.	Reb/Avg.	A-T	B-S	PTS	Avg.
1977-78	24-1	253/11	52-92	.565	30-36	.833	28-1.2	16-18	0-12	134	5.6
1978-79	29-28	836/29	157-298	.527	68-92	.739	19-65-2.2	71-25	4-40	382	13.2
1979-80	32-32	1088/34	229-428	.535	104-139	.748	29-104-3.3	129-80	4-58	562	17.6
TOTALS	85-61	2177/26	438-818	.535	202-267	.757	197-2.3	216-123	8-110	1078	12.7

LARRY NANCE (SECOND TEAM, 1981)

Forward • Anderson, S.C.

Year	GP-GS	Min/G	FGM-FGA	Pct.	FTM-FTA	Pct.	Reb/Avg.	A-T	B-S	PTS	Avg.
1977-78	25-5	273/11	35-75	.467	8-17	.471	78/3.1	21-22	8-10	78	3.1
1978-79	29-28	837/29	137-264	.519	49-77	.636	78-210/7.2	45-45	24-35	323	11.1
1979-80	32-32	961/30	174-338	.515	98-164	.598	94-259/8.1	63-60	38-26	446	13.9
1980-81	31-27	887/28	207-360	.575	80-116	.690	76-237/7.6	48-68	28-35	494	15.9
TOTALS	117-92	2958/25	553-1037	.533	235-374	.628	784/6.7	177-195	98-106	1341	11.5

VINCENT HAMILTON (SECOND TEAM, 1982)

Guard • Rutherfordton, N.C.

Year	GP-GS	Min/G	FGM-FGA	Pct.	FTM-FTA	Pct.	Reb/Avg.	A-T	B-S	PTS	Avg.
1980-81	31-22	884/29	113-211	.536	46-63	.730	70/143/4.6	80-36	2-37	272	8.8
1981-82	28-28	992/35	181-309	.586	58-72	.806	64/135/4.8	84-52	0-32	420	15.0
1982-83	3-3	114/38	18-36	.500	9-12	.750	4/14/4.7	6-3	0-2	46	15.3
1983-84	25-24	854/34	152-301	.505	51-76	.671	60/136/5.4	76-68	2-29	355	14.2
1984-85	29-28	1062/36	188-387	.486	61-76	.803	84/200/6.9	91-75	2-33	437	15.1
TOTALS	116-105	3906/34	652-1244	.524	225-299	.753	282/628/5.4	337/234	6-133	1530	13.2


Note: 1-1 on three-point goals in 1982-83.

HORACE GRANT (SECOND TEAM, 1986 • FIRST TEAM, 1987)

Forward/Center • Sparta, Ga.

Year	GP-GS	Min/G	FGM-FGA	Pct.	FTM-FTA	Pct.	Reb/Avg.	A-T	B-S	PTS	Avg.
1983-84	28-9	551/20	64-120	.533	32-43	.744	129/4.6	49-34	12-21	160	5.7
1984-85	29-26	703/24	132-238	.555	65-102	.637	196/6.8	32-52	21-19	329	11.3
1985-86	34-31	1099/32	208-356	.584	140-193	.725	357/10.5	62-67	24-28	556	16.4
1986-87	31-28	1010/33	256-390	.656	138-195	.708	299/9.6	63-67	25-36	651	21.0
TOTALS	122-94	3363/27	660-1104	.598	375-533	.704	981/8.0	206-220	82-104	1696	13.9


Note: 1-2 on three-point attempts in 1986-87.




HORACE GRANT



BILLY WILLIAMS



LARRY NANCE



VINCENT HAMILTON

ALL-ACC PLAYERS

ELDEN CAMPBELL (THIRD TEAM, 1988 • SECOND TEAM, 1989 • FIRST TEAM, 1990)

Center • Inglewood, Calif.

Year	GP-GS	Min/G	FGM-FGA	Pct.	3FG-FGA	Pct.	FTM-FTA	Pct.	Of/Reb/Avg.	A-T	B-S	PTS	Avg.
1986-87	31-3	534/17	107-193	.554	0-0	.000	59-84	.702	50/126/4.1	20-55	62-12	273	8.8
1987-88	28-27	808/29	217-345	.629	0-4	.000	91-147	.619	65/207/7.4	15-53	88-32	525	18.8
1988-89	29-25	814/28	205-373	.550	2-5	.400	95-138	.688	70/222/7.7	34-68	87-38	507	17.5
1989-90	35-30	1038/30	225-431	.522	1-1	1.000	124-207	.599	85/281/8.0	44-93	97-54	575	16.4
TOTALS	123-85	3194/26	754-1342	.562	3-10	.300	369-576	.640	270/836/6.8	113-269	334-136	1880	15.3

DALE DAVIS (THIRD TEAM, 1989 • FIRST TEAM, 1990 • SECOND TEAM, 1991)

Forward/Center • Toccoa, Ga.

Year	GP-GS	Min./Avg	FG-FGA	Pct.	3FG-FGA	Pct.	FTM-FTA	Pct.	Of/Reb/Avg	A-T	B-S	PTS	Avg.
1987-88	29-21	714/24	91-171	.532	0-0	.000	45-89	.506	97/223/7.7	10-34	38-16	227	7.8
1988-89	29-14	736/25	146-218	.670	0-0	.000	93-144	.646	100/258/8.9	16-34	40-17	385	13.3
1989-90	35-34	1077/25	205-328	.625	0-1	.000	127-213	.596	166/395/11.3	21-55	58-36	537	15.3
1990-91	28-28	971/34	191-359	.532	0-2	.000	119-205	.580	122/340/12.1	37-66	74-37	501	17.9
TOTALS	121-97	3498/28	633-1076	.588	0-3	.000	384-651	.589	485/1216/10.0	84-189	210-106	1650	13.6

SHARONE WRIGHT (THIRD TEAM, 1993 • SECOND TEAM, 1994)

Center • Macon, Ga.

Year	GP-GS	Min./Avg	FG-FGA	Pct.	3FG-FGA	Pct.	FTM-FTA	Pct.	Of/Reb/Avg	A-T	B-S	PTS	Avg.
1991-92	28-23	747/26.7	137-275	.498	0-2	.000	63-112	.563	120/227/8.1	11-50	63-23	337	12.0
1992-93	30-29	913/30.4	178-314	.567	0-2	.000	93-139	.669	128/314/10.5	26-76	124-22	449	15.0
1993-94	34-33	1027/30.2	186-354	.525	0-2	.000	150-233	.644	124/362/10.6	41-102	99-24	522	15.4
TOTALS	92-85	2687/29.2	501-943	.531	0-6	.000	306-484	.632	352/903/9.8	78-228	286-69	1308	14.2

CHRIS WHITNEY (THIRD TEAM, 1993)

Guard • Hopkinsville, Ky.

Year	GP-GS	Min./Avg	FG-FGA	Pct.	3FG-FGA	Pct.	FTM-FTA	Pct.	Of/Reb/Avg	A-T	B-S	PTS	Avg.
1991-92	28-27	982/35.1	119-290	.410	80-191	.419	56-73	.767	16/92/3.3	161-94	0-41	374	13.4
1992-93	30-30	1126/37.5	149-338	.441	87-213	.408	85-106	.802	20/122/4.1	193-110	2-73	470	15.7
TOTALS	58-57	2108/36.3	268-628	.427	167-404	.413	141-179	.788	36/214/3.7	354-204	2-114	844	14.6

DEVIN GRAY (THIRD TEAM, 1994)

Forward • Baltimore, Md.

Year	GP-GS	Min./Avg	FG-FGA	Pct.	3FG-FGA	Pct.	FTM-FTA	Pct.	Of/Reb/Avg	A-T	B-S	PTS	Avg.
1991-92	27-12	647/24.0	129-248	.520	1-3	.333	34-79	.430	60/138/5.1	20-48	6-40	293	10.9
1992-93	30-25	950/31.7	197-372	.530	13-36	.361	93-146	.637	78/164/5.5	51-66	22-60	500	16.7
1993-94	30-14	802/26.7	178-311	.572	1-10	.100	74-136	.544	74/180/6.0	30-51	15-37	431	14.4
1994-95	7-7	162/23.1	38-62	.613	0-1	.000	22-36	.611	43/6.1	7-18	5-5	98	14.0
TOTALS	94-58	2561/27.2	542-993	.545	15-50	.300	223-397	.562	171/525/5.6	108-183	48-142	1322	14.1

GREG BUCKNER (SECOND TEAM, 1997 & 1998)

Guard/Forward • Hopkinsville, Ky.

Year	GP-GS	Min./Avg	FG-FGA	Pct.	3FG-FGA	Pct.	FTM-FTA	Pct.	Of/Reb/Avg	A-T	B-S	PTS	Avg.
1994-95	28-28	911/32.5	141-268	.526	13-44	.295	41-80	.513	46/165/5.9	58-38	12-63	336	12.0
1995-96	29-29	950/32.8	144-305	.472	1-25	.040	92-137	.672	59/147/5.1	48-38	8-38	381	13.1
1996-97	33-33	1071/32.5	190-393	.483	17-54	.315	119-168	.708	51/150/4.5	63-63	10-35	516	15.6
1997-98	32-32	1022/31.9	204-380	.537	19-58	.328	94-135	.690	26/130/4.1	83-47	10-51	521	16.3
TOTALS	122-122	3954/32.4	679-1346	.504	50-181	.276	346-520	.665	182/592/4.9	252-186	40-179	1754	14.4

TERRELL McINTYRE (SECOND TEAM, 1997 & 1999 • FIRST TEAM, 1998)

Guard • Raeford, N.C.

Year	GP-GS	Min./Avg	FG-FGA	Pct.	3FG-FGA	Pct.	FTM-FTA	Pct.	Of/Reb/Avg	A-T	B-S	PTS	Avg.
1995-96	29-21	905/31.2	123-307	.401	43-123	.350	80-101	.792	27/80/2.8	90-71	0-37	369	12.7
1996-97	33-33	1105/33.5	141-361	.391	61-172	.355	98-123	.797	16/83/2.5	145-66	4-42	441	13.4
1997-98	29-23	940/32.4	129-302	.427	56-155	.361	88-113	.779	22/99/3.4	154-68	0-58	402	13.9
1998-99	35-35	1250/35.7	199-456	.436	99-246	.402	130-164	.793	16/79/2.3	188-113	1-57	627	17.9
TOTALS	126-112	4200/33.3	592-1426	.415	289-696	.372	396-501	.790	81/341/2.7	577-318	5-194	1839	14.6

WILL SOLOMON (FIRST TEAM, 2000 • SECOND TEAM, 2001)

Guard • East Hartford, Conn.

Year	GP-GS	Min./Avg	FG-FGA	Pct.	3FG-FGA	Pct.	FTM-FTA	Pct.	Of/Reb/Avg	A-T	B-S	PTS	Avg.
1998-99	34-6	622/19.5	73-203	.360	26-85	.306	41-66	.621	2/50/1.5	49-75	17-32	213	6.3
1999-00	30-30	1079/36.0	213-531	.401	93-248	.375	108-158	.684	24/123/4.1	95-125	14-38	627	20.9
2000-01	30-28	998/33.3	183-461	.397	95-252	.377	130-165	.788	17/86/2.9	102-123	9-42	591	19.7
TOTALS	94-64	2699/28.7	469-1195	.392	214-585	.366	279-389	.717	43/259/2.8	246-323	40-112	1431	15.2

EDWARD SCOTT (THIRD TEAM, 2002 • FIRST TEAM, 2003)

Guard • Eastover, S.C.

Year	GP-GS	Min./Avg	FG-FGA	Pct.	3FG-FGA	Pct.	FTM-FTA	Pct.	Of/Reb/Avg	A-T	B-S	PTS	Avg.
1999-00	24-21	789/32.9	51-164	.311	32-98	.327	21-28	.750	9/79/3.3	69-53	2-28	155	6.5
2000-01	30-29	1000/33.3	79-202	.391	15-71	.211	46-56	.821	13/103/3.4	127-74	0-21	219	7.3
2001-02	30-30	1105/36.8	134-331	.405	30-98	.306	58-88	.674	37/110/4.9	238-109	2-44	356	11.9
2002-03	28-28	1077/38.5	165-428	.386	44-120	.367	122-165	.739	22/104/3.7	161-79	3-38	496	17.7
TOTALS	112-109	3971/35.5	429-1125	.381	121-387	.313	247-335	.737	81/433/3.9	595-315	9-131	1226	10.9

SHARROD FORD (THIRD TEAM, 2005)

Forward/Center • Suitland, Md.

Year	GP-GS	Min./Avg	FG-FGA	Pct.	3FG-FGA	Pct.	FTM-FTA	Pct.	Of/Reb/Avg	A-T	B-S	PTS	Avg.
2001-02	30-0	423/14.1	60-99	.606	0-0	.000	16-35	.457	48/108/3.6	2-33	26-7	136	4.5
2002-03	28-27	675/24.1	88-156	.564	0-0	.000	33-77	.458	71/191/6.8	17-35	19-14	209	7.5
2003-04	28-28	803/28.7	116-216	.537	0-2	.000	100-159	.629	80/202/7.2	16-70	64-14	332	11.9
2004-05	32-32	922/28.8	185-361	.512	0-3	.000	107-183	.585	110/261/8.2	36-84	68-26	477	14.9
TOTALS	118-87	2823/23.9	449-832	.540	0-5	.000	256-449	.570	309/762/6.5	71-222	177-61	1154	9.8

CLIFF HAMMONDS (THIRD TEAM, 2008)

Guard • Cairo, Ga.

Year	GP-GS	Min./Avg	FG-FGA	Pct.	3FG-FGA	Pct.	FTM-FTA	Pct.	Of/Reb/Avg	A-T	B-S	PTS	Avg.
2004-05	32-31	968/30.3	118-273	.432	60-166	.361	42-65	.646	27/116/3.6	88-64	6-43	338	10.6
2005-06	32-32	951/29.7	119-296	.402	49-173	.283	35-62	.565	35/109/3.4	105-57	8-56	322	10.1
2006-07	36-36	1204/33.4	152-327	.465	75-198	.379	38-59	.644	19/117/3.3	147-59	6-60	417	11.6
2007-08	34-34	1162/34.2	150-321	.467	60-160	.375	28-61	.459	43/141/4.1	133-60	7-66	388	11.4
TOTALS	134-133	4285/32.0	539-1217	.443	244-697	.350	143-247	.579	124/483/3.6	473-240	27-225	1465	10.9

K.C. RIVERS (SECOND TEAM, 2008)

Guard/Forward • Charlotte, N.C.

Year	GP-GS	Min./Avg	FG-FGA	Pct.	3FG-FGA	Pct.	FTM-FTA
------	-------	----------	--------	------	---------	------	---------

ALL-ACC PLAYERS

TREVOR BOOKER (SECOND TEAM, 2009 • FIRST TEAM, 2010)

Forward • Whitmire, S.C.

Year	GP-GS	Min./Avg	FG-FGA	Pct.	3FG-FGA	Pct.	FTM-FTA	Pct.	Of/Reb/Avg	A-T	B-S	PTS	Avg.
2006-07	36-36	936/26.0	159-264	.602	0-0	.000	56-91	.615	112/232/6.4	38-71	78-32	374	10.4
2007-08	34-34	906/26.6	151-272	.555	5-15	.333	67-117	.573	92/249/7.3	51-68	63-22	374	11.0
2008-09	32-32	982/30.7	189-331	.571	9-22	.409	104-147	.707	107/311/9.7	54-59	63-47	491	15.3
2009-10	32-32	984/30.8	188-361	.521	9-34	.265	101-171	.591	89/268/8.4	81-62	45-43	486	15.2
Totals	134-134	3808/28.4	687-1228	.559	23-71	.324	328-526	.624	400/1060/7.9	224-260	249-144	1725	12.9

DEMONTEZ STITT (THIRD TEAM, 2011)

Guard • Matthews, N.C.

Year	GP-GS	Min./Avg	FG-FGA	Pct.	3FG-FGA	Pct.	FTM-FTA	Pct.	Of/Reb/Avg	A-T	B-S	PTS	Avg.
2007-08	32-20	728/22.8	91-223	.408	16-58	.276	83-109	.761	14/50/1.6	97-89	10-28	281	8.8
2008-09	32-32	829/25.9	93-225	.413	18-66	.273	74-110	.673	17/77/2.4	121-81	14-48	278	8.7
2009-10	30-29	863/28.8	119-262	.454	33-84	.393	72-92	.783	22/80/2.7	94-80	8-44	343	11.4
2010-11	32-30	1093/34.2	152-351	.433	44-127	.346	115-157	.732	37/139/4.3	107-68	14-44	463	14.5
Totals	126-111	3513/27.9	455-1061	.429	111-335	.331	344-468	.735	90/346/2.7	419-318	46-164	1365	10.8

DEVIN BOOKER (THIRD TEAM, 2013)

Forward/Center • Whitmire, S.C.

Year	GP-GS	Min./Avg	FG-FGA	Pct.	3FG-FGA	Pct.	FTM-FTA	Pct.	Of/Reb/Avg	A-T	B-S	PTS	Avg.
2009-10	32-1	370/11.6	60-107	.561	0-1	.000	24-45	.533	36/94/2.9	10-30	4-12	144	4.5
2010-11	34-33	827/24.3	102-228	.447	15-45	.333	58-79	.734	56/186/5.5	24-53	15-22	277	8.1
2011-12	31-29	904/29.2	124-270	.459	5-23	.217	74-106	.698	82/217/7.0	39-57	29-27	327	10.5
2012-13	31-31	988/31.9	159-292	.545	2-11	.182	86-138	.623	93/231/7.5	26-59	35-19	406	13.1
Totals	128-94	3089/24.1	445-897	.496	22-80	.275	242-368	.658	267/728/5.7	99-199	83-80	1154	9.0

K.J. McDANIELS (FIRST TEAM, 2014)

Forward • Birmingham, Ala.

Year	GP-GS	Min./Avg	FG-FGA	Pct.	3FG-FGA	Pct.	FTM-FTA	Pct.	Of/Reb/Avg	A-T	B-S	PTS	Avg.
2011-12	30-1	304/10.1	44-97	.454	7-25	.280	22-38	.579	34/55/1.8	7-13	20-10	117	3.9
2012-13	28-25	771/27.5	109-252	.433	32-96	.333	54-79	.684	50/140/5.0	21-44	58-32	304	10.9
2013-14	36-35	1212/33.7	209-455	.459	42-138	.304	154-183	.842	86/255/7.1	57-83	100-41	614	17.1
Totals	94-61	2287/24.3	362-804	.450	81-259	.313	230-300	.767	170/450/4.8	85-140	178-83	1035	11.0

JARON BLOSSOMGAME (FIRST TEAM, 2016 • THIRD TEAM, 2017)

Forward • Alpharetta, Ga.

Year	GP-GS	Min./Avg	FG-FGA	Pct.	3FG-FGA	Pct.	FTM-FTA	Pct.	Of/Reb/Avg	A-T	B-S	PTS	Avg.
2013-14	33-30	773/23.4	62-157	.395	10-50	.200	28-47	.596	52/164/5.0	13-25	13-9	162	4.9
2014-15	31-31	958/30.9	144-296	.486	17-59	.288	102-144	.708	76/253/8.2	30-54	11-24	407	13.1
2015-16	31-31	1060/34.2	201-392	.513	45-101	.446	133-170	.782	55/207/6.7	47-55	41-23	580	18.7
2016-17	33-33	1133/34.3	220-441	.499	24-94	.255	120-168	.714	59/207/6.3	51-56	30-27	584	17.7
Totals	128-125	3924/30.7	627-1286	.488	96-305	.315	383-529	.526	242/831/6.5	141-190	95-83	1733	13.5

MARCUISE REED (SECOND TEAM, 2018 • THIRD TEAM, 2019)

Guard • Landover, Md.

Year	GP-GS	Min./Avg	FG-FGA	Pct.	3FG-FGA	Pct.	FTM-FTA	Pct.	Of/Reb/Avg	A-T	B-S	PTS	Avg.
2016-17	33-0	711/21.5	100-237	.422	33-82	.402	96-106	.906	16/76/2.3	64-40	1-46	329	10.0
2017-18	35-35	1221/34.9	183-426	.430	67-189	.354	120-142	.845	26/165/4.7	116-80	0-58	553	15.8
2018-19	31-30	1098/35.4	202-459	.440	48-135	.356	150-178	.843	23/172/5.5	95-83	1-66	602	19.4
Totals	99-65	3030/30.6	485-1122	.432	148-406	.365	366-426	.859	65/413/4.2	275-203	2-170	1484	15.0

AAMIR SIMMS (THIRD TEAM, 2020 • SECOND TEAM, 2021)

Forward • Palmyra, Va.

Year	GP-GS	Min./Avg	FG-FGA	Pct.	3FG-FGA	Pct.	FTM-FTA	Pct.	Of/Reb/Avg	A-T	B-S	PTS	Avg.
2017-18	34-12	524/15.4	53-112	.473	14-43	.326	15-26	.577	26/108/3.2	21-20	29-8	135	4.0
2018-19	34-34	906/26.7	105-238	.441	40-121	.331	24-32	.750	50/157/4.6	34-45	25-21	274	8.1
2019-20	30-30	949/31.6	139-293	.474	34-85	.400	79-112	.705	68/217/7.2	78-66	23-31	391	13.0
2020-21	24-24	713/29.7	124-233	.532	22-55	.400	52-63	.825	59/95/15/6.4	65-58	17-21	322	13.4
Totals	122-100	3093/25.4	421-876	.481	110-304	.362	170-233	.730	203/433/63/6.5	198-189	94-81	1122	9.2

HUNTER TYSON (FIRST TEAM, 2023)

Forward • Monroe, N.C.

Year	GP-GS	Min./Avg	FG-FGA	Pct.	3FG-FGA	Pct.	FTM-FTA	Pct.	Of/Reb/Avg	A-T	B-S	PTS	Avg.
2018-19	31-0	258/8.3	16-63	.254	11-47	.234	6-9	.667	6/32/1.0	12-6	8-2	49	1.6
2019-20	31-3	422/13.6	57-128	.445	27-84	.321	29-41	.707	20/92/3.0	11-15	3-17	170	5.5
2020-21	19-12	320/16.9	47-101	.465	22-51	.431	27-35	.771	12/79/4.2	6-17	6-9	143	7.5
2021-22	25-24	638/25.5	90-193	.466	26-75	.347	44-56	.786	33/137/5.5	32-24	8-20	250	10.0
2022-23	34-34	1180/34.7	172-359	.479	83-205	.405	93-111	.838	44/325/9.6	50-35	4-32	520	15.3
Totals	140-73	2818/20.1	382-844	.453	169-462	.366	199-252	.790	115/665/4.8	111-97	29-80	1132	8.1

PJ HALL (THIRD TEAM, 2023)


Center • Spartanburg, S.C.

Year	GP-GS	Min./Avg	FG-FGA	Pct.	3FG-FGA	Pct.	FTM-FTA	Pct.	Of/Reb/Avg	A-T	B-S	PTS	Avg.
2020-21	21-0	208/9.9	30-61	.492	2-15	.133	12-16	.750	14/42/2.0	2-9	5-4	74	3.5
2021-22	30-29	823/27.4	179-363	.493	24-78	.308	82-105	.781	52/174/5.8	48-54	38-16	464	15.5
2022-23	33-27	811/24.6	192-359	.535	33-83	.398	88-112	.786	52/187/5.7	33-57	37-22	505	15.3
Totals	84-56	1841/21.9	401-783	.512	59-176	.335	182-233	.781	118/403/4.8	83-120	80-42	1043	12.4

CLIFF HAMMONDS



JARON BLOSSOMGAME




YEAR-BY-YEAR RECORD

Year	Conf. W-L	Home W-L	Away W-L	Neu. W-L	All W-L	Pct	CU PPG	OPP PPG	Head Coach	Year	Conf. W-L	Home W-L	Away W-L	Neu. W-L	All W-L	Pct	CU PPG	OPP PPG	Head Coach
1911-12		1-0	3-0	0-0	4-0	1.000	53.5	13.5	Dobson	1932-33	0-2	5-5	5-4	0-0	10-9	.526	31.4	30.4	Davis
1912-13		4-2	5-3	0-0	9-5	.643	32.2	24.2	Dobson	1933-34	0-6	4-3	3-9	0-0	7-12	.368	26.5	30.4	Davis
1913-14		1-0	0-3	0-0	1-3	.250	21.2	28.0	Erwin	1934-35	3-1	8-1	7-1	0-1	15-3	.833	38.2	25.7	Davis
1914-15		1-1	2-4	0-0	3-5	.375	23.8	26.8	Erwin	1935-36	5-5	6-2	9-4	0-1	15-7	.682	34.0	29.0	Davis
1915-16		1-2-1	1-4	0-0	2-6-1	.250	32.1	35.7	Ward	1936-37	3-7	2-7	4-8	0-0	6-15	.286	30.6	36.4	Davis
1916-17		5-0	3-2	0-0	8-2	.800	39.8	26.5	Morris	1937-38	8-4	9-1	5-5	2-1	16-7	.696	39.8	33.5	Davis
1917-18		3-0	0-2	0-0	3-2	.600	46.6	27.4	Donahue	1938-39	6-6	6-1	6-7	4-0	16-8	.667	39.7	34.3	Davis
1918-19		2-0	1-1	0-0	3-1	.750	44.7	26.5	Donahue	1939-40	9-7	6-4	3-6	0-2	9-12	.429	52.4	51.0	Davis
1919-20		5-3	3-3	0-0	8-6	.571	32.5	28.3	Morris	1940-41	7-8	5-4	2-10	1-0	8-14	.571	46.6	51.0	Norman
1920-21		6-0	4-4	0-1	10-5	.667	34.5	22.5	Conover	1941-42	2-10	2-7	1-6	0-1	3-14	.176	35.1	48.7	Norman
1921-22	0-3	4-4	4-9	0-0	8-13	.381	21.5	27.3	Stewart	1942-43	0-10	2-7	1-6	0-0	3-13	.185	38.0	46.7	Norman
1922-23	3-3	8-3	3-2	0-1	11-6	.647	25.0	17.9	Stewart	1943-44	0-3	1-4	0-6	0-0	1-10	.100	34.0	49.7	Norman
1923-24	0-7	1-6	1-10	0-1	2-17	.105	14.3	26.7	Sanders	1944-45	4-5	4-4	4-3	0-1	8-8	.500	39.0	41.5	Norman
1924-25	3-2	3-6	1-8	0-0	4-14	.286	21.6	29.6	Sanders	1945-46	5-7	5-5	4-6	0-0	9-11	.450	46.1	43.9	Norman
1925-26	1-7	2-6	2-11	0-0	4-17	.190	23.9	33.9	Gilliam	1946-47	2-12	5-3	2-10	0-0	7-13	.350	48.2	57.3	McFadden
1926-27	1-7	1-6	1-7	0-0	2-13	.133	22.2	33.6	Cody	1947-48	3-14	4-8	2-9	0-0	6-17	.261	54.6	60.7	McFadden
1927-28	5-7	6-2	3-11	0-1	9-14	.391	27.7	32.2	Cody	1948-49	6-9	6-3	4-8	0-0	10-11	.476	57.7	54.2	McFadden
1928-29	6-4	10-1	5-10	0-1	15-12	.556	31.5	27.5	Cody	1949-50	8-8	4-4	6-6	0-0	10-10	.500	62.0	59.4	McFadden
1929-30	9-6	10-3	6-5	0-1	16-9	.640	35.4	26.7	Cody	1950-51	9-4	7-1	4-5	0-1	11-7	.611	67.8	62.4	McFadden
1930-31	3-5	3-1	3-5	0-1	6-7	.462	29.6	29.8	Cody	1951-52	11-4	8-0	8-5	1-2	17-7	.708	71.1	66.3	McFadden
1931-32	2-9	5-5	2-8	0-0	7-13	.350	25.4	26.8	Davis	1952-53	6-8	4-6	4-4	0-0	8-10	.444	68.7	69.2	McFadden
Year	ACC Games W-L	ACC Trn. W-L	Non-Con. W-L	Home W-L	Away W-L	Neutral W-L	Overall W-L	Pct	CU PPG	OPP PPG	Head Coach								
1953-54	0-9	0-1	5-8	3-6	2-11	0-1	5-18	.217	62.3	78.3	McFadden								
1954-55	0-14	0-1	2-6	1-9	1-11	0-1	2-21	.087	73.7	93.3	McFadden								
1955-56	1-13	0-1	8-3	2-7	2-7	5-3	9-17	.346	86.0	90.8	McFadden								
1956-57	3-11	0-1	4-5	5-3	1-7	1-7	7-17	.297	72.5	82.3	Maravich								
1957-58	4-10	0-1	4-5	4-5	1-7	3-4	8-16	.333	68.8	71.8	Maravich								
1958-59	5-9	0-1	3-6	4-3	2-7	2-6	8-16	.333	56.9	64.2	Maravich								
1959-60	4-10	0-1	6-5	4-6	3-6	3-4	10-16	.385	64.2	70.7	Maravich								
1960-61	5-9	0-1	5-6	6-4	2-7	2-5	10-16	.385	67.0	70.5	Maravich								
1961-62	4-10	2-1	6-4	5-4	5-6	2-5	12-15	.444	72.1	74.6	Maravich								
1962-63	5-9	0-1	7-3	7-2	4-7	1-4	12-13	.480	67.4	66.9	Roberts								
1963-64	8-6	1-1	4-5	6-4	5-4	2-4	13-12	.520	70.2	69.0	Roberts								
1964-65	4-10	0-1	4-4	6-3	1-8	1-4	8-15	.348	74.2	75.7	Roberts								
1965-66	8-6	0-1	7-3	7-2	6-6	2-2	15-10	.600	76.9	83.4	Roberts								
1966-67	9-5	0-1	8-2	7-2	7-5	3-1	17-8	.680	74.0	70.3	Roberts								
1967-68	3-11	0-1	1-8	2-7	2-10	0-3	4-20	.167	71.5	82.2	Roberts								
1968-69	2-12	0-1	4-6	4-7	2-8	0-4	6-19	.240	78.8	85.8	Roberts								
1969-70	2-12	0-1	5-6	6-5	1-9	0-5	7-19	.269	80.3	90.3	Roberts								
1970-71	3-11	0-1	6-5	8-4	0-10	1-3	9-17	.346	58.9	65.9	Locke								
1971-72	2-10	0-1	8-5	6-4	2-8	2-4	10-16	.385	63.4	66.1	Locke								
1972-73	4-8	0-1	8-5	9-2	2-7	1-5	12-14	.462	69.8	69.4	Locke								
1973-74	3-9	0-1	11-2	9-4	3-6	2-2	14-12	.538	68.3	69.3	Locke								
1974-75	8-4	1-1	8-6	11-1	4-7	2-3	17-11	.607	80.3	72.1	Locke								
1975-76	5-7	1-1	12-2	8-5	7-4	3-1	18-10	.643	83.4	75.1	Foster								
1976-77	8-4	1-1	13-1	13-2	6-2	3-2	22-6	.786	86.6	68.9	Foster								
1977-78	3-9	0-1	12-2	10-5	2-5	3-2	15-12	.556	82.6	73.7	Foster								
1978-79	5-7	0-1	14-2	13-3	3-5	3-2	19-10	.655	72.0	65.6	Foster								
1979-80	8-6	1-1	14-2	15-0	2-6	6-3	23-9	.719	80.0	70.2	Foster								
1980-81	6-8	0-1	14-2	12-4	5-6	3-1	20-11	.645	75.5	66.8	Foster								
1981-82	4-10	0-1	10-3	11-5	2-7	1-2	14-14	.500	69.9	65.2	Foster								
1982-83	2-12	0-1	9-7	9-7	1-9	1-4	11-20	.355	75.6	78.0	Foster								
1983-84	3-11	0-1	11-2	11-5	3-6	0-3	14-14	.500	74.5	68.1	Foster								
1984-85	5-9	0-1	11-3	12-4	3-8	1-1	16-13	.552	75.0	71.0	Ellis								
1985-86	3-11	0-1	16-3	14-5	3-8	2-2	19-15	.556	74.9	67.5	Ellis								
1986-87	10-4	0-1	15-1	15-2	8-2	2-2	25-6	.806	86.1	71.5	Ellis								
1987-88	4-10	0-1	10-4	12-4	0-9	2-2	14-15	.483	74.3	72.0	Ellis								
1988-89	7-7	0-1	12-3	13-1	4-8	2-2	19-11	.633	79.8	75.6	Ellis								
1989-90	10-4	1-1	13-3	14-0	6-5	4-3	24-8	.750	79.3	69.9	Ellis								
1990-91	2-12	0-1	9-4	9-7	0-8	2-2	11-17	.393	73.7	76.7	Ellis								
1991-92	4-12	0-1	10-1	12-4	1-8	1-2	14-14	.500	76.6	75.5	Ellis								
1992-93	5-11	1-1	11-1	11-5	4-7	2-1	17-13	.567	79.2	76.7	Ellis								
1993-94	6-10	1-1	11-5	11-4	4-10	3-2	18-16	.529	75.2	72.9	Ellis								
1994-95	5-11	0-1	10-1	11-5	3-7	1-1	15-13	.536	64.1	62.5	Barnes								
1995-96	7-9	1-1	10-1	14-2	3-7	1-2	18-11	.621	68.0	63.0	Barnes								
1996-97	9-7	0-1	14-2	12-3	6-4	5-3	23-10	.697	68.2	61.5	Barnes								
1997-98	7-9	1-1	10-4	11-3	4-7	3-4	18-14	.563	72.2	65.3	Barnes								
1998-99	5-11	0-1	15-3	14-3	2-8	4-4	20-15	.571	71.4	64.4	Shyatt								
1999-00	4-12	0-1	6-7	7-9	1-7	2-3	10-20	.333	70.0	64.4	Shyatt								
2000-01	2-14	1-1	9-4	9-7	1-9	2-3	12-19	.387	74.1	79.7	Shyatt								
2001-02	4-12	0-1	9-4	8-8	3-7	2-2	13-17	.433	76.8	75.2	Shyatt								
2002-03	5-11	0-1	10-1	13-4	2-8	0-1	15-13	.536	68.4	68.1	Shyatt								
2003-04	3-13	0-1	7-4	10-6	0-10	0-1	10-18	.357	65.7	70.9	Purnell								
2004-05	5-11	1-1	9-3	10-5	3-8	3-3	16-16	.500	71.7	69.3	Purnell								
2005-06	7-9	0-1	12-3	12-4	4-8	3-1	19-13	.594	74.3	67.9	Purnell								
2006-07	7-9	0-1	18-1	16-4	6-5	3-2	25-11	.694	73.2	65.7	Purnell								
2007-08	10-6	2-1	12-3	14-2	6-5	4-3	24-10	.706	79.2	69.8	Purnell								
2008-09	9-7	0-1	14-1	13-3	7-4	3-2	23-9	.719	78.3	68.0	Purnell								
2009-10	9-7	0-1	12-3	14-2	5-6	2-3	21-11	.656	73.4	64.5	Purnell								
2010-11	9-7	1-1	12-4	15-2	3-7	4-3	22-12	.647	68.5	61.4	Brownell								
2011-12	8-8	0-1	8-6	11-5	4-8	1-2	16-15	.516	64.5	60.6	Brownell								
2012-13	5-13	0-1	8-4	8-7	3-9	2-2	13-18	.419	61.5	60.1	Brownell								
2013-14	10-8	1-1	13-5	16-3	4-7	3-3	23-13	.639	63.5	58.4	Brownell								
2014-15	8-10	0-1	8-4	11-6	3-7	2-2	16-15	.516	62.7	62.2	Brownell								
2015-16	10-8	0-1	7-5	13-4	3-8	1-2	17-14	.548	69.6	64.5	Brownell								
2016-17	6-12	1-1	11-4	11-6	4-7	2-3	17-16	.515	74.8	71.5	Brownell								
2017-18	11-7	1-1	11-1	15-1	4-6	6-3	25-10	.714	73.8	65.9	Brownell								
2018-19	9-9	0-1	10-3	14-5	4-6	2-3	20-14	.588	68.8	63.9	Brownell								
2019-20	9-11	1-0	7-4	11-6	3-8	2-1	16-15	.516	66.5	64.1	Brownell								
2020-21	10-6	0-1	6-2	11-1	2-5	3-2	16-8	.667	64.9	61.9	Brownell								
2021-22	8-12	1-1	9-4	11-5	3-8	3-3	17-16	.515	71.7	68.5	Brownell								
2022-23	14-6	1-1	9-5	15-2	5-6	3-3	23-11	.676	74.7	67.9	Brownell								
Total	532-847	23-69	645-261	883-419-1	358-727	159-207	1401-1357-1	.508			22 coaches								



YEARLY ACC RECORD

Year	Home	Away	Neut	Overall	Pct.	Decided by 5 or less
1953-54	0-4	0-4	0-1	0-9	.000	0-1
1954-55	0-7	0-7	0-0	0-14	.000	0-2
1955-56	0-7	1-6	0-0	1-13	.071	1-2
1956-57	3-3	0-6	0-2	3-11	.214	2-1
1957-58	3-3	1-6	0-1	4-10	.285	1-3
1958-59	4-2	1-5	0-2	5-9	.357	2-2
1959-60	2-4	1-5	1-1	4-10	.285	3-2
1960-61	3-3	2-4	0-2	5-9	.357	0-2
1961-62	2-4	2-4	0-2	4-10	.285	2-3
1962-63	4-2	1-5	0-2	5-9	.357	3-3
1963-64	4-2	3-3	1-1	8-6	.571	2-2
1964-65	3-3	1-5	0-2	4-10	.285	1-5
1965-66	5-1	2-4	1-1	8-6	.571	5-3
1966-67	5-1	2-4	2-0	9-5	.643	4-1
1967-68	2-4	1-5	0-2	3-11	.214	2-2
1968-69	2-4	0-6	0-2	2-12	.143	2-2
1969-70	2-4	0-6	0-2	2-12	.143	1-2
1970-71	3-3	0-6	0-2	3-11	.214	3-2
1971-72	2-3	0-5	0-2	2-10	.143	1-4
1972-73	3-2	1-4	0-2	4-8	.333	2-4
1973-74	3-3	0-6	0-0	3-9	.250	1-3
1974-75	6-0	2-4	0-0	8-4	.667	3-3
1975-76	3-3	2-4	0-0	5-7	.417	3-0
1976-77	4-2	4-2	0-0	8-4	.667	4-1
1977-78	2-4	1-5	0-0	3-9	.250	0-4
1978-79	4-2	1-5	0-0	5-7	.417	2-1
1979-80	7-0	1-6	0-0	8-6	.571	1-5
1980-81	4-3	2-5	0-0	6-8	.429	1-2
1981-82	3-4	1-6	0-0	4-10	.285	1-4
1982-83	2-5	0-7	0-0	2-12	.143	1-5
1983-84	2-5	1-6	0-0	3-11	.214	2-4
1984-85	4-3	1-6	0-0	5-9	.357	1-3
1985-86	2-5	1-6	0-0	3-11	.214	1-3
1986-87	5-2	5-2	0-0	10-4	.714	6-1
1987-88	4-3	0-7	0-0	4-10	.285	3-2
1988-89	6-1	1-6	0-0	7-7	.500	4-2
1989-90	7-0	3-4	0-0	10-4	.714	4-3
1990-91	2-5	0-7	0-0	2-12	.142	1-3
1991-92	4-4	0-8	0-0	4-12	.250	2-3
1992-93	3-5	2-6	0-0	5-11	.313	2-2
1993-94	5-3	1-7	0-0	6-10	.375	0-2
1994-95	3-5	2-6	0-0	5-11	.313	3-3
1995-96	6-2	1-7	0-0	7-9	.438	3-3
1996-97	5-3	4-4	0-0	9-7	.563	3-3
1997-98	5-3	2-6	0-0	7-9	.438	2-7
1998-99	5-3	0-8	0-0	5-11	.313	0-3
1999-00	3-5	1-7	0-0	4-12	.250	1-1
2000-01	2-6	0-8	0-0	2-14	.125	1-1
2001-02	3-5	1-7	0-0	4-12	.250	1-2
2002-03	4-4	1-7	0-0	5-11	.313	3-4
2003-04	3-5	0-8	0-0	3-13	.188	2-1
2004-05	3-5	2-6	0-0	5-11	.313	2-3



MARQUISE REED AND THE TIGERS OVERCAME A 12-POINT DEFICIT TO BEAT A TOP-25 FLORIDA TEAM IN 2017.

OVERCOMING 10-POINT DEFICITS

Date	Site	Opponent	Down	Time (Half)	Score	Final
2-24-1969	Clemson, S.C.	Virginia	13	9:48 (2)	65-78	92-90
1-19-1970	Clemson, S.C.	Georgia Tech	15	6:00 (1)	24-39	88-78
2-28-1970	Clemson, S.C.	Wake Forest	16	3:57 (1)	35-51	105-95
1-18-1975	Clemson, S.C.	Wake Forest	13	4:23 (1)	28-41	80-77
2-1-1977	Clemson, S.C.	NC State	12	Half	18-30	60-59
1-21-1978	Clemson, S.C.	Virginia	10	9:16 (1)	2-12	^79-70
12-9-1978	Clemson, S.C.	The Citadel	20	9:50 (1)	6-26	71-58
12-29-1978	El Paso, Texas	Texas Tech	14	0:36 (1)	26-40	58-57
1-5-1980	Atlanta, Ga.	Georgia Tech	10	8:10 (1)	6-16	56-48
2-7-1990	College Park, Md.	Maryland	13	4:27 (1)	22-35	75-73
3-8-1980	Ogden, Utah	Brigham Young	13	12:37 (1)	11-24	71-66
12-30-1980	Clemson, S.C.	South Carolina	10	15:24 (1)	4-14	67-65
2-11-1984	Columbia, S.C.	South Carolina	10	5:24 (1)	19-29	61-59
12-1-1984	Clemson, S.C.	South Alabama	14	:15 (1)	2-16	79-69
12-28-1985	Honolulu, Hawaii	Bradley	12	10:12 (1)	6-18	81-76
2-4-1987	College Park, Md.	Maryland	12	8:26 (1)	13-25	80-79
2-14-1987	Charlottesville, Va.	Virginia	10	13:06 (1)	7-17	^94-90
2-18-1987	Clemson, S.C.	Wake Forest	11	7:39 (1)	18-29	87-71
3-16-1989	Boise, Idaho	Saint Mary's	12	3:53 (1)	25-37	83-70
12-6-1989	Greensboro, N.C.	Providence	10	13:07 (1)	9-19	72-71
1-6-1990	Charlottesville, Va.	Virginia	11	4:35 (1)	21-32	76-70
2-12-1990	Clemson, S.C.	NC State	15	6:03 (1)	15-30	89-81
3-17-1990	Hartford, Conn.	La Salle	19	2:21 (1)	22-41	79-75
12-8-1990	Clemson, S.C.	Wisconsin-Green Bay	12	16:52 (2)	31-43	75-68
12-20-1990	Miami, Fla.	Coppin State	11	9:08 (2)	46-57	71-70
2-6-1991	Clemson, S.C.	Maryland	11	9:17 (1)	12-23	73-69
3-2-1991	Clemson, S.C.	Georgia Tech	12	8:56 (1)	14-26	69-62
12-29-1991	El Paso, Texas	Northern Iowa	11	9:52 (1)	34-45	63-60
2-1-1992	Clemson, S.C.	South Carolina	11	5:30 (1)	7-18	55-52
2-4-1993	Atlanta, Ga.	Georgia Tech	10	11:06 (1)	11-21	83-80
12-19-1993	Clemson, S.C.	Minnesota	11	10:10 (1)	11-22	79-66
1-3-1996	Clemson, S.C.	Duke	15	11:32 (2)	26-41	51-48
3-8-1996	Greensboro, N.C.	North Carolina	11	:56 (1)	35-46	75-73
11-15-1996	Indianapolis, Ind.	Kentucky	10	17:32 (2)	34-44	^79-71
12-7-1996	Charlottesville, Va.	Virginia	10	19:28 (2)	19-29	62-52
11-22-1997	Fairbanks, Alaska	Southwest Missouri State	15	5:58 (1)	16-31	71-67
3-6-1998	Greensboro, N.C.	Wake Forest	10	16:33 (2)	39-49	75-56
2-27-2000	Raleigh, N.C.	NC State	10	7:09 (2)	49-59	66-63
12-28-2000	Clemson, S.C.	Charleston Southern	15	13:05 (1)	9-24	88-77
12-30-2000	Myrtle Beach, S.C.	Coastal Carolina	18	6:56 (1)	19-37	81-68
11-24-2001	Clemson, S.C.	Wofford	14	3:02 (1)	27-41	85-82
11-29-2001	State College, Pa.	Penn State	14	10:46 (1)	12-26	79-66
2-23-2002	Clemson, S.C.	Florida State	10	11:15 (1)	8-18	87-78
11-29-2003	Clemson, S.C.	Wofford	10	11:24 (2)	49-59	84-77
12-15-2003	Clemson, S.C.	ETSU	10	10:11 (1)	16-26	^100-84
12-1-2004	Clemson, S.C.	Ohio State	10	2:34 (1)	26-36	80-73
11-11-2006	Norfolk, Va.	Monmouth	12	12:33 (1)	7-19	77-65
3-2-2008	College Park, Md.	Maryland	20	11:21 (2)	39-59	73-70
12-7-2008	Clemson, S.C.	Liberty	12	10:02 (2)	54-66	80-75
12-21-2008	Coral Gables, Fla.	Miami	12	11:23 (1)	9-21	91-72
12-30-2008	Columbia, S.C.	South Carolina	11	15:51 (1)	3-14	98-87
1-29-2009	Blacksburg, Va.	Virginia Tech	15	17:17 (2)	48-63	86-82
2-22-2009	Atlanta, Ga.	Georgia Tech	15	9:28 (1)	10-25	81-73
11-29-2009	Anaheim, Calif.	Butler	11	19:15 (2)	26-37	70-69
2-28-2010	Tallahassee, Fla.	Florida State	13	4:32 (1)	6-19	53-50
12-22-2010	Charleston, S.C.	Coll. of Charleston	11	15:35 (1)	0-11	66-59
1-25-2011	Clemson, S.C.	NC State	19	6:08 (1)	12-31	60-50
2-5-2011	Atlanta, Ga.	Georgia Tech	11	9:18 (1)	8-19	65-56
1-29-2013	Clemson, S.C.	Georgia Tech	10	12:38 (1)	10-20	63-60
11-21-2013	Charleston, S.C.	Temple	12	3:38 (1)	20-32	72-58
12-3-2013	Clemson, S.C.	SC State	10	10:44 (1)	8-18	65-49
1-11-2014	Clemson, S.C.	Duke	10	1:16 (1)	26-36	72-59
1-24-2015	Clemson, S.C.	Wake Forest	12	16:35 (2)	28-40	59-57
1-13-2016	Greenville, S.C.	Duke	12	8:18 (1)	16-28	68-63
12-31-2016	Winston-Salem, N.C.	Wake Forest	13	7:01 (2)	51-64	73-68
11-29-2017	Columbus, Ohio	Ohio State	13	11:43 (1)	11-24	79-65
12-16-2017	Sunrise, Fla.	Florida	12	17:24 (2)	35-47	71-69
1-28-2018	Atlanta, Ga.	Georgia Tech	12	11:17 (1)	12-24	72-70
2-24-2018	Clemson, S.C.	Georgia Tech	11	18:09 (2)	33-44	75-67
11-24-2019	Las Vegas, Nev.	TCU	15	7:39 (2)	37-52	^62-60
1-11-2020	Chapel Hill, N.C.	North Carolina	10	2:08 (2)	58-68	^79-76
1-21-2020	Clemson, S.C.	Wake Forest	10	7:38 (1)	17-27	71-68
1-28-2020	Clemson, S.C.	Syracuse	10	16:26 (2)	35-45	71-70
2-29-2020	Clemson, S.C.	Florida State	10	19:40 (2)	32-42	70-69
11-9-2021	Clemson, S.C.	Presbyterian	11	1:16 (1)	19-30	64-53
3-2-2022	Clemson, S.C.	Georgia Tech	13	12:10 (2)	40-53	68-65
11-26-2022	Clemson, S.C.	Penn State	10	2:23 (1)	25-35	^101-94

^ - one overtime; Note: List only dates to 1968-69 season.

Year	Home	Away	Neut	Overall	Pct.	Decided by 5 or less
2005-06	5-3	2-6	0-0	7-9	.438	2-1
2006-07	4-4	3-5	0-0	7-9	.438	4-6
2007-08	7-1	3-5	0-0	10-6	.625	3-3
2008-09	5-3	4-4	0-0	9-7	.563	1-3
2009-10	7-1	2-6	0-0	9-7	.563	2-1
2010-11	7-1	2-6	0-0	9-7	.563	1-3
2011-12	6-2	2-6	0-0	8-8	.500	3-5
2012-13	4-5	1-8	0-0	5-13	.355	2-5
2013-14	6-3	4-5	0-0	10-8	.555	5-4
2014-15	5-4	3-6	0-0	8-10	.444	1-3
2015-16	7-2	3-6	0-0	10-8	.555	3-5
2016-17	4-5	2-7	0-0	6-12	.333	2-8
2017-18	8-1	3-6	0-0	11-7	.611	4-3
2018-19	6-3	3-6	0-0	9-9	.500	1-4
2019-20	6-4	3-7	0-0	9-11	.450	4-3
2020-21	8-1	2-5	0-0	10-6	.625	4-0
2021-22	5-5	3-7	0-0	8-12	.400	3-6
2022-23	9-1	5-5	0-0	14-6	.700	4-1
Totals	290-226	112-395	5-29	407-650	.385	147-194

Note: Regular season games only.

COMEBACK VICTORIES

Date	Site	Half	Opponent	Margin	Final	Date	Site	Half	Opponent	Margin	Final
2-21-1938	A	16-21	Davidson	-5	35-34	2-17-1994	H	34-35	North Carolina	-1	77-69
12-17-1938	A	14-19	Catholic	-5	33-30	3-17-1994	H	37-41	Southern Mississippi (NIT)	-4	96-85
1-7-1939	A	18-23	Georgia	-5	37-30	1-3-1996	H	22-25	Duke	-3	51-48
1-18-1939	A	24-25	Presbyterian	-1	51-43	1-10-1996	H	32-34	Virginia	-2	89-79
3-1-1939	N	19-21	North Carolina	-2	44-43	1-17-1996	H	23-28	Florida State	-5	67-59
3-2-1939	N	14-18	Wake Forest	-4	30-28	3-8-1996	N	37-46	North Carolina	-9	75-73
1-22-1941	H	21-25	Georgia Tech	-4	52-49	11-15-1996	N	31-37	Kentucky	-6	*79-71
2-18-1941	H	21-29	Wake Forest	-8	54-53	12-7-1996	A	19-27	Virginia	-8	62-52
2-20-1945	A	10-19	Furman	-9	34-31	3-16-1997	N	27-30	Tulsa (NCAA)	-3	65-59
12-14-1948	H	20-24	Wofford	-4	49-44	11-22-1997	N	30-37	S.W. Missouri State	-7	71-67
2-21-1949	H	27-30	Maryland	-3	68-49	12-17-1997	H	29-30	South Carolina	-1	62-57
12-10-1949	H	21-23	Presbyterian	-2	55-53	2-7-1998	H	28-29	Wake Forest	-1	71-46
1-14-1950	H	33-40	Davidson	-7	**88-82	3-6-1998	N	32-40	Wake Forest	-8	75-56
2-21-1950	A	33-35	Virginia Military	-2	83-73	12-16-1999	H	26-27	South Carolina	-1	61-58
2-25-1950	H	32-36	Maryland	-4	70-68	2-27-2000	A	26-32	NC State	-6	66-63
12-18-1950	H	35-38	Georgia	-3	70-69	12-28-2000	H	42-45	Charleston Southern	-3	87-77
2-21-1951	A	34-36	George Washington	-2	82-76	12-30-2000	A	28-41	Coastal Carolina	-13	81-68
2-19-1952	H	35-38	North Carolina	-3	*85-84	2-18-2001	H	30-35	North Carolina	-5	75-65
1-2-1953	H	31-38	William & Mary	-7	81-71	3-8-2001	N	27-30	Florida State	-3	66-64
1-4-1954	A	32-36	William & Mary	-4	75-72	11-24-2001	H	34-45	Wofford	-11	85-82
12-29-1955	N	42-44	South Carolina	-2	94-87	11-28-2001	A	34-44	Penn State	-10	79-66
1-21-1956	A	51-56	Furman	-5	112-99	12-14-2002	H1	27-29	Gardner-Webb	-2	71-61
2-21-1957	A	42-44	Furman	-2	91-79	1-18-2003	H	42-43	Virginia	-1	78-77
12-10-1957	H	30-34	NC State	-4	63-59	2-15-2003	H	32-37	North Carolina	-5	80-77
1-4-1958	H	32-36	Maryland	-4	73-66	11-29-2003	H	37-41	Wofford	-4	84-77
1-7-1960	H	32-33	Davidson	-1	74-63	12-1-2004	H	35-36	Ohio State	-1	80-73
12-2-1961	H	45-46	Virginia Military	-1	87-84	12-21-2005	N	27-31	Akron	-4	66-59
3-2-1962	N	30-38	Duke	-8	77-72	1-21-2006	A	38-43	Georgia Tech	-5	73-63
1-26-1963	H	43-47	Furman	-4	74-73	3-4-2006	H	34-37	Georgia Tech	-3	95-82
2-2-1963	H	34-36	Wake Forest	-2	71-70	11-11-2006	N	36-37	Monmouth	-1	77-65
2-8-1964	A	22-28	NC State	-6	66-52	1-6-2007	H	29-34	Georgia Tech	-5	75-74
2-1-1966	A	36-40	Wake Forest	-4	72-71	11-27-2007	H	23-26	Purdue	-3	61-58
2-19-1966	N	35-39	NC State	-4	*76-74	12-21-2007	N	40-41	DePaul	-1	90-74
2-24-1969	H	41-49	Virginia	-8	92-90	1-22-2008	H	31-32	Wake Forest	-1	*80-75
1-19-1970	H	45-50	Georgia Tech	-5	88-78	3-2-2008	A	25-37	Maryland	-12	73-70
2-28-1970	H	43-56	Wake Forest	-13	105-95	3-15-2008	N	30-31	Duke	-1	78-74
12-19-1970	N	28-29	Southern Methodist	-1	67-51	12-2-2008	A	32-40	Illinois	-8	76-74
2-23-1971	H	22-23	Maryland	-1	*51-45	12-7-2008	H	35-42	Liberty	-7	80-75
1-8-1972	H	31-34	Maryland	-3	63-61	1-29-2009	A	44-53	Virginia Tech	-9	86-82
3-1-1972	H	20-22	Duke	-2	59-40	2-10-2009	A	35-39	Boston College	-4	87-77
11-28-1972	H	37-39	Georgia Tech	-2	86-77	11-29-2009	N	26-33	Butler	-7	70-69
12-8-1973	N	33-39	Duquesne	-6	71-66	2-28-2010	A	19-21	Florida State	-2	53-50
12-29-1973	A	31-44	Furman	-13	73-67	12-22-2010	A	26-29	College of Charleston	-3	66-59
12-4-1974	H	31-32	Furman	-1	82-69	1-25-2011	H	29-34	NC State	-5	60-50
1-18-1975	H	36-45	Wake Forest	-9	80-77	12-23-2011	N	24-31	Southern Illinois	-7	*83-75
1-22-1975	H	48-50	Maryland	-2	83-82	1-1-2012	H	28-32	East Tennessee State	-4	65-58
1-25-1975	A	34-36	Virginia	-2	74-64	11-21-2013	N	31-34	Temple	-3	72-58
3-6-1975	N	39-41	Duke	-2	78-76	1-11-2014	H	31-37	Duke	-6	72-59
12-3-1975	A	32-39	Furman	-7	*92-86	2-1-2014	A	17-20	Florida State	-3	53-49
1-17-1976	A	45-46	Wake Forest	-1	86-81	2-18-2014	H	32-33	NC State	-1	73-56
3-4-1976	N	29-33	Wake Forest	-4	76-63	2-22-2014	A	23-29	Georgia Tech	-6	63-55
1-12-1977	A	35-37	Duke	-2	*80-73	3-13-2014	N	27-29	Georgia Tech	-2	*69-65
2-1-1977	H	18-30	NC State	-12	60-59	11-24-2014	N	30-31	LSU	-1	64-61
2-3-1977	H	32-33	Cleveland State	-1	77-55	1-24-2015	H	27-33	Wake Forest	-6	59-57
3-3-1977	N	35-36	Duke	-1	82-74	11-19-2015	H	31-33	Texas Southern	-2	76-56
11-30-1977	N	46-47	Furman	-1	101-83	1-13-2016	H	33-35	Duke	-2	68-63
1-21-1978	H	29-32	Virginia	-3	*79-70	1-16-2016	H	32-34	Miami	-2	76-65
12-6-1978	A	34-35	South Carolina	-1	70-65	2-2-2016	A	20-28	Wake Forest	-8	76-62
12-9-1978	H	32-34	The Citadel	-2	71-58	2-17-2016	H	31-34	Boston College	-3	65-54
12-16-1978	H	30-31	Western Carolina	-1	71-56	11-30-2016	H	27-31	Nebraska	-4	60-58
12-29-1978	N	28-40	Texas Tech	-12	58-57	12-31-2016	A	31-36	Wake Forest	-5	73-68
1-13-1979	H	29-34	Wake Forest	-5	*71-66	1-28-2017	A	31-36	Pittsburgh	-5	67-60
1-9-1980	H	41-43	Duke	-2	*87-82	3-1-2017	H	37-38	NC State	-1	78-74
2-6-1980	H	35-38	Wake Forest	-3	86-69	11-29-2017	A	30-37	Ohio State	-7	79-65
3-8-1980	N	38-42	Brigham Young (NCAA)	-4	71-66	12-16-2017	N	33-40	Florida	-7	71-69
3-13-1980	N	33-36	Lamar (NCAA)	-3	74-66	1-28-2018	A	36-38	Georgia Tech	-2	72-70
12-19-1980	N	26-30	Illinois State	-4	67-56	2-24-2018	H	33-37	Georgia Tech	-4	75-67
2-5-1983	H	32-35	Baptist	-3	81-60	3-9-2019	H	24-31	Syracuse	-7	67-55
12-3-1983	H	36-37	South Carolina	-1	72-71	11-24-2019	N	23-25	TCU	-2	*62-60
1-9-1984	H	37-39	NC State	-2	63-61	1-11-2020	A	29-39	North Carolina	-10	*79-76
12-15-1984	H	36-40	Middle Tennessee State	-4	81-75	1-21-2020	H	31-37	Wake Forest	-6	71-68
12-7-1985	H	30-34	South Carolina	-4	*73-66	1-28-2020	H	33-35	Syracuse	-2	71-70
12-28-1985	N	27-31	Bradley	-4	81-76	2-29-2020	H	32-39	Florida State	-7	70-69
1-25-1985	A	18-23	Wake Forest	-5	46-43	3-11-2020	N	21-23	Miami (Fla.)	-2	69-64
2-15-1986	H	23-24	Maryland	-1	70-60	12-29-2020	H	29-34	Florida State	-5	77-67
2-17-1986	H	32-34	Furman	-2	75-57	1-2-2021	A	32-34	Miami	-2	66-65
1-20-1987	A	32-33	Georgia Tech	-1	67-66	1-5-2021	H	32-39	NC State	-7	*74-70
2-14-1987	A	39-41	Virginia	-2	*94-90	1-27-2021	H	21-22	Louisville	-1	54-50
3-2-1988	H	40-42	Duke	-2	79-77	2-12-2021	H	26-30	Georgia Tech	-4	74-72
3-1-1989	H	35-42	Duke	-7	79-74	11-9-2021	H	24-32	Presbyterian	-8	64-53
3-4-1989	H	28-31	Georgia Tech	-3	*81-79	3-2-2022	H	27-33	Georgia Tech	-6	68-65
3-16-1989	N	33-39	Saint Mary's (NCAA)	-6	83-70	3-5-2022	H	30-33	Virginia Tech	-3	63-59
11-25-1989	N	33-35	Stetson	-2	74-61	11-29-2022	H	29-35	Penn State	-6	**101-94
1-9-1990	A	32-39	Virginia	-7	76-70	12-2-2022	H	26-33	Wake Forest	-7	*77-57
2-7-1990	H	32-37	Maryland	-5	75-73	1-4-2023	A	29-32	Virginia Tech	-3	68-65
2-12-1990	H	34-35	NC State	-1	89-81	1-7-2023	A	38-40	Pittsburgh	-2	75-74
2-28-1990	H	51-53	Duke	-2	97-93	1-14-2023	H	30-34	Duke	-4	72-64
3-17-1990	N	\$27-43	La Salle (NCAA)	-16	79-75	1-21-2023	H	26-31	Virginia Tech	-5	51-50
12-8-1990	H	27-34	Wisconsin-Green Bay	-7	75-68	1-28-2023	A	33-34	Florida State	-1	82-81
12-20-1990	N	30-33	Coppin State	-3	71-70						
2-6-1991	H	27-33	Maryland	-6	73-69						
3-2-1991	H	31-35	Georgia Tech	-4	69-62						
2-1-1992	H	20-25	South Carolina	-5	55-52						
12-28-1992	N	39-40	Appalachian State	-1	91-73						
1-26-1993	H	32-34	Maryland	-2	82-72						
3-3-1993	H	35-41	NC State	-6	92-82						

Note: List of games over the years when Clemson trailed at halftime and came back to win the game; * - overtime; \$ - largest halftime deficit Clemson overcame to gain a victory; # - largest margin of victory after trailing at halftime; H1 - Anderson, S.C.



TOP-25 WINS

CLEMSON'S ALL-TIME VICTORIES OVER NATIONALLY-RANKED TEAMS

Date	Opponent	Score	Margin	AP-Coaches	Site	Date	Opponent	Score	Margin	AP-Coaches	Site
12-11-1956	NC State	*96-94	+2	8-12	Clemson	12-30-1993	Oklahoma St.	68-65	+3	20-19	Honolulu, Hawaii
12-10-1957	NC State	63-59	+4	12-NR	Clemson	2-17-1994	North Carolina	77-69	+8	2-4	Clemson
1-4-1958	Maryland	73-66	+7	7-7	Clemson	1-4-1995	Duke	75-70	+5	11-9	Durham, N.C.
3-2-1962	Duke	77-72	+5	8-6	Raleigh, N.C.	1-3-1996	Duke	51-48	+3	19-20	Clemson
2-14-1967	Duke	73-68	+5	NR-14	Clemson	1-21-1996	Wake Forest	55-41	+14	6-6	Clemson
2-18-1967	North Carolina	92-88	+4	4-3	Charlotte, N.C.	1-30-1996	Georgia Tech	73-70	+3	25-NR	Clemson
1-28-1971	Virginia	45-44	+1	15-NR	Clemson	3-8-1996	North Carolina	75-73	+2	20-20	Greensboro, N.C.
1-8-1972	Maryland	63-61	+2	12-10	Clemson	11-15-1996	Kentucky	*79-71	+8	3-4	Indianapolis, Ind.
1-22-1975	Maryland	83-82	+1	3-4	Clemson	12-7-1996	Virginia	62-52	+10	25-NR	Charlottesville, Va.
2-1-1975	North Carolina	80-72	+8	10-11	Clemson	1-7-1997	Duke	*86-82	+4	10-9	Clemson
2-22-1975	NC State	92-70	+22	4-4	Clemson	1-15-1997	Maryland	67-63	+4	11-12	College Park, Md.
1-17-1976	Wake Forest	86-81	+5	5-5	Winston-Salem, N.C.	2-8-1997	Maryland	80-68	+12	7-9	Clemson
1-21-1976	Maryland	82-77	+5	2-3	College Park, Md.	12-4-1997	Maryland	*78-65	+13	23-NR	Clemson
2-21-1976	NC State	103-90	+13	12-15	Clemson	12-17-1997	South Carolina	62-57	+5	6-6	Clemson
1-19-1977	Maryland	93-71	+22	13-18	Clemson	1-13-1998	Florida State	86-65	+21	17-16	Clemson
1-29-1977	North Carolina	93-73	+20	19-NR	Clemson	2-4-1999	North Carolina	78-63	+15	9-9	Clemson
2-8-1977	Wake Forest	70-66	+4	4-6	Winston-Salem, N.C.	1-26-2000	NC State	59-42	+17	21-25	Clemson
1-21-1978	Virginia	*79-70	+9	13-14	Clemson	2-18-2001	North Carolina	75-65	+10	1-1	Clemson
2-8-1978	Wake Forest	91-81	+10	14-16	Clemson	1-8-2002	Virginia	68-52	+16	7-5	Clemson
2-15-1978	Virginia	63-55	+8	17-16	Charlottesville, Va.	2-13-2002	Wake Forest	**118-115	+3	19-17	Clemson
1-27-1979	North Carolina	66-61	+5	2-2	Clemson	1-31-2004	North Carolina	81-72	+9	12-15	Clemson
1-30-1979	NC State	85-72	+13	20-19	Clemson	2-18-2004	NC State	60-55	+5	13-18	Clemson
2-21-1979	Duke	70-49	+21	6-7	Clemson	2-1-2005	Maryland	88-73	+15	22-24	Clemson
1-2-1980	North Carolina	93-76	+17	6-4	Clemson	3-4-2007	Virginia Tech	75-74	+1	21-21	Blacksburg, Va.
1-9-1980	Duke	*87-82	+5	1-1	Clemson	3-15-2008	Duke	78-74	+4	7-7	Charlotte, N.C.
1-19-1980	Virginia	88-68	+20	12-15	Clemson	2-4-2009	Duke	74-47	+27	4-3	Clemson
2-9-1980	Maryland	90-81	+9	7-5	Clemson	11-29-2009	Butler	70-69	+1	12-10	Anaheim, Calif.
2-16-1980	NC State	78-70	+8	NR-20	Clemson	1-13-2010	North Carolina	83-64	+19	12-13	Clemson
3-8-1980	Brigham Young	71-66	+5	12-12	Ogden, Utah	1-29-2011	Florida State	62-44	+18	22-NR	Clemson
12-29-1980	Indiana	58-57	+1	15-16	Honolulu, Hawaii	2-14-2012	Virginia	60-48	+12	22-22	Clemson
2-18-1981	Wake Forest	81-71	+10	5-5	Clemson	1-11-2014	Duke	72-59	+13	16-13	Clemson
1-9-1984	NC State	63-61	+2	12-12	Clemson	12-7-2014	Arkansas	*68-65	+3	18-21	Clemson
2-29-1984	Duke	77-76	+1	15-18	Durham, N.C.	1-10-2016	Louisville	66-62	+4	16-16	Greenville, S.C.
1-8-1985	Georgia Tech	90-87	+9	8-7	Atlanta, Ga.	1-13-2016	Duke	68-63	+5	9-6	Greenville, S.C.
1-30-1985	North Carolina	52-50	+2	11-14	Clemson	1-16-2016	Miami	76-65	+11	8-9	Greenville, S.C.
2-17-1985	Maryland	71-64	+7	20-19	Clemson	1-27-2016	Pittsburgh	73-60	+13	NR-23	Greenville, S.C.
1-7-1987	NC State	73-69	+4	18-20	Clemson	12-21-2016	South Carolina	62-60	+2	22-20	Columbia, S.C.
3-2-1988	Duke	79-77	+2	9-9	Clemson	12-16-2017	Florida	71-69	+2	22-22	Sunrise, Fla.
3-5-1988	Georgia Tech	*97-94	+3	13-15	Clemson	1-13-2018	Miami	72-63	+9	18-19	Clemson, S.C.
2-1-1989	North Carolina	85-82	+3	3-2	Clemson	1-30-2018	North Carolina	82-78	+4	19-17	Clemson, S.C.
3-1-1989	Duke	79-74	+5	9-8	Clemson	3-18-2018	Auburn	84-53	+31	19-21	San Diego, Calif.
3-4-1989	Georgia Tech	81-79	+2	25-NR	Clemson	2-9-2019	Virginia Tech	59-51	+8	11-10	Clemson, S.C.
3-16-1989	St. Mary's	83-70	+13	22-NR	Boise, Idaho	1-14-2020	Duke	79-72	+7	3-3	Clemson, S.C.
1-25-1990	Georgia Tech	91-90	+1	13-11	Clemson	2-15-2020	Louisville	77-62	+15	5-5	Clemson, S.C.
2-28-1990	Duke	97-93	+4	5-4	Clemson	2-29-2020	Florida State	70-69	+1	6-6	Clemson, S.C.
3-17-1990	La Salle	79-75	+4	12-13	Hartford, Conn.	12-29-2020	Florida State	77-67	+10	18-19	Clemson, S.C.
3-2-1991	Georgia Tech	69-62	+7	NR-21	Clemson	1-27-2021	Louisville	54-50	+4	25-23	Clemson, S.C.
2-5-1992	Georgia Tech	*95-78	+17	24-20	Clemson	1-4-2023	Duke	72-64	+8	24/21	Clemson, S.C.
2-18-1992	Florida State	68-67	+1	16-16	Clemson						
2-4-1993	Georgia Tech	83-80	+3	22-22	Atlanta, Ga.						
2-24-1993	Wake Forest	76-74	+2	12-12	Clemson						
3-12-1993	Florida State	87-75	+12	10-11	Charlotte, N.C.						

* - overtime; 2015-16 games in Greenville are considered home games.



GABE DeVOE WAS BRILLIANT IN THE 2018 NCAA TOURNAMENT WIN OVER AUBURN WITH 22 POINTS, FIVE REBOUNDS AND FIVE ASSISTS. HE FINISHED 8-FOR-13 FROM THE FLOOR AND 6-FOR-9 FROM THREE.

OVERTIME GAMES

Year	Opponent	Site	OTs	Score	WL
1923-24	Presbyterian	A	1	17-20	L
1924-25	Newberry	H	1	20-21	L
1925-26	New Orleans Y	A	1	23-24	L
1927-28	South Carolina	A	2	48-46	W
1928-29	Erskine	A	1	37-41	L
	South Carolina	A	1	24-27	L
	The Citadel	H	1	35-33	W
1929-30	Vanderbilt	A	2	48-42	W
	The Citadel	H	1	38-35	W
1931-32	South Carolina	A	1	24-22	W
1934-35	Georgia	H	1	43-44	L
1935-36	North Carolina	H	1	34-35	L
	NC State	A	1	31-32	L
1936-37	Florida	A	1	31-30	W
	Georgia	H	1	35-36	L
	Furman	A	1	40-34	W
	South Carolina	A	1	30-32	L
	NC State	H	1	40-41	L
1937-38	NC State	H	1	31-33	L
1939-40	North Carolina	H	1	31-39	L
	Duke	H	1	37-39	L
1940-41	Georgia Tech	A	1	52-49	W
1944-45	The Citadel	H	1	39-41	L
1945-46	NC State	A	1	46-51	L
1949-50	Furman	A	1	55-56	L
	Davidson	H	2	88-82	W
1950-51	Wake Forest	A	1	72-73	L
	Maryland	A	1	50-54	L
1951-52	Presbyterian	A	1	78-76	W
	Wake Forest	H	1	85-84	W
1955-56	North Carolina	H	2	99-103	L
1956-57	NC State	H	1	96-94	W
	Furman	H	1	80-77	W
	Virginia	H	1	84-81	W
1957-58	Virginia	H	2	85-88	L
	Furman	A	1	95-102	L
1958-59	South Carolina	A	1	58-56	W
1959-60	Davidson	A	1	66-60	W
	Furman	A	2	85-83	W
1960-61	Maryland	A	1	80-82	L
1961-62	Virginia	H	1	70-68	W
	Florida State	A	1	82-77	W
1963-64	North Carolina	H	2	66-64	W
	Georgia	A	1	83-81	W
1963-64	+North Carolina	N	2	97-90	W
	+NC State	N	1	43-45	L
1964-65	Maryland	H	2	65-67	L
1965-66	+NC State	N	1	76-74	W
1966-67	^Miami (Fla.)	N	1	73-64	W
	Virginia	A	1	102-88	W
	*Wake Forest	N	1	61-63	L
1967-68	Maryland	H	1	94-93	W
	Furman	A	1	64-66	L
1968-69	Wake Forest	H	2	104-112	L
1970-71	Indiana State	H	1	91-87	W
	+NC State	N	1	57-64	L
	Maryland	H	1	51-45	W
1971-72	Purdue	H	1	72-66	W
	Indiana State	A	1	82-77	W
1973-74	Purdue	A	1	81-80	W
	The Citadel	H	1	62-58	W
1974-75	*North Carolina	N	1	71-76	L
1975-76	%Austin Peay	H	1	81-87	L
	Furman	A	1	92-86	W
	Duke	H	1	102-93	W
1976-77	Duke	A	1	80-73	W
1977-78	North Carolina	H	1	77-79	L
	Wake Forest	N	1	90-91	L
	Virginia	H	1	79-70	W
1978-79	Wake Forest	H	2	71-66	W
	++Kentucky	A	1	68-67	W
	++Old Dominion	H	2	59-61	L
1979-80	Duke	H	1	87-82	W
	Duke	A	1	82-87	L
1980-81	**Louisiana Tech	N	1	50-49	W
	**Hawaii	A	1	75-71	W
	Maryland	H	1	62-68	L
	Duke	H	1	54-52	W
1981-82	Duke	A	3	72-73	L
1982-83	\$Texas A&M	N	2	82-79	W
	Virginia	H	1	83-85	L
1983-84	%Marquette	H	1	66-61	W
	Wake Forest	H	1	72-76	L
	South Carolina	A	1	61-59	W
	Maryland	H	3	65-66	L
1984-85	Tennessee Tech	H	1	67-68	L
	Furman	A	1	55-53	W
1985-86	South Carolina	H	1	73-66	W
1985-86	NC State	H	1	69-73	L
1986-87	Wake Forest	A	1	91-88	W
	Duke	H	1	103-105	L
	Virginia	A	1	94-90	W
1987-88	Georgia Tech	H	2	97-94	W
1988-89	Georgia Tech	H	1	81-79	W
1990-91	Wake Forest	H	1	88-93	L
1991-92	Georgia Tech	H	1	95-78	W
1992-93	South Carolina	A	1	89-84	W
1995-96	Miami (Fla.)	A	1	66-52	W
1996-97	&Kentucky	N	1	79-71	W
	Duke	H	1	86-82	W
	!Minnesota	N	2	84-90	L
1997-98	Maryland	H	1	78-65	W
	NC State	H	1	80-82	L
	Virginia	A	1	74-78	L
1998-99	Maryland	H	1	79-81	L
	*Florida State	N	1	85-87	L
2000-01	*Washington	N	1	76-77	L
	Florida State	A	1	84-88	L
2001-02	Wake Forest	H	2	118-115	W
	*Florida State	N	1	84-91	L
2003-04	ETSU	H	1	100-86	W
	*Virginia	N	1	79-83	L
2004-05	South Carolina	A	1	63-62	W
2005-06	Wake Forest	H	1	74-73	W
	NC State	H	2	85-94	L
	Virginia Tech	H	1	74-75	L
	Wake Forest	A	1	68-74	L
2006-07	Miami (Fla.)	H	1	74-70	W
2007-08	North Carolina	H	1	88-90	L
	Florida State	H	2	97-85	W
	Wake Forest	H	1	80-75	W
	North Carolina	A	2	93-103	L
2008-09	Virginia	A	1	81-85	L
2010-11	#Seton Hall	N	1	64-58	W
	*North Carolina	N	1	87-92	L
2011-12	&So. Illinois	N	1	83-75	W
	NC State	H	1	72-69	W
2013-14	Notre Dame	A	2	64-68	L
	Maryland	H	2	77-73	W
	Pittsburgh	H	1	68-73	L
	*Georgia Tech	N	1	69-65	W
2014-15	Arkansas	H	1	68-65	W
	Georgia Tech	H	1	70-63	W
2015-16	Syracuse	A	1	74-73	W
	*Georgia Tech	N	1	85-88	L
2016-17	North Carolina	H	1	86-89	L
2017-18	Louisville	H	1	74-69	W
	Florida State	A	1	79-81	L
2019-20	@TCU	N	1	62-60	W
	Miami	H	1	68-73	L
	North Carolina	A	1	79-76	W
2020-21	NC State	H	1	74-70	W
2021-22	***Drake	N	1	90-80	W
2021-22	*Virginia Tech	N	1	75-76	L
2022-23	Penn State	H	2	101-94	W

Note: Clemson is 74-65 overall, 36-31 at home, 25-18 at Littlejohn; + - North-South Doubleheader; ^ - Volunteer Classic; * - ACC Tournament; % - IPTAY Tournament; ++ - NIT; ** - Rainbow Classic; \$ - Alaska Shootout; & - BCA Classic; ! - NCAA Midwest Regional; # - Paradise Jam; & - Diamond Head Classic; @ - Las Vegas Main Event; *** - Holiday Hoopsgiving



K.J. McDANIELS POSTED 26 POINTS, 14 REBOUNDS AND SIX BLOCKS IN A DOUBLE OVERTIME WIN OVER MARYLAND IN 2014.



LARGEST VICTORY MARGINS

OVERALL

Date	Opponent	Site	Score	Mar
12-17-1986	Armstrong State	H	112-39	+73
2-9-1912	Butler Guards	N1	78-6	+72
12-13-1980	Illinois Tech	H	108-41	+67
2-26-1977	Roanoke	H	120-56	+64
11-27-1977	Texas Christian	H	125-62	+63
2-19-1916	Erskine	H	72-13	+59
12-16-1986	Prairie View A&M	H	103-45	+58
1-15-1990	Georgia State	H	117-59	+58
12-4-1976	Georgia Southern	H	110-55	+55
12-11-1976	Tennessee Tech	H	133-78	+55
11-26-76	Yale	H	104-50	+54
12-16-1980	West Virginia Tech	H	124-70	+54
1-12-1987	Fla. International	H	108-55	+53
12-29-1987	Delaware State	N4	95-42	+53
11-19-2008	Wofford	H	93-40	+53
2-23-1946	The Citadel	H	76-24	+52
12-16-1977	Biscayne	N2	94-42	+52
12-28-1977	Boston College	N3	128-76	+52
12-29-1987	Fla. International	N5	98-47	+51
1-18-1913	Furman	H	69-19	+50
1-18-1930	Newberry	H	59-9	+50
2-9-1949	Presbyterian	H	79-29	+50
12-19-1984	Baylor	H	102-52	+50
11-26-1985	Wagner	H	105-55	+50

N1 - Greenville, S.C.; N2 - Miami, Fla.; N3 - Milwaukee, Wis.; N4 - Little Rock, Ark.; N5 - Tampa, Fla.

HOME

Date	Opponent	Site	Score	Mar
12-17-1986	Armstrong State	H	112-39	+73
12-13-1980	Illinois Tech	H	108-41	+67
2-26-1977	Roanoke	H	120-56	+64
11-27-1977	Texas Christian	H	125-62	+63
1-18-1930	Newberry	H	69-9	+60
2-19-1916	Erskine	H	72-13	+59
12-16-1986	Prairie View A&M	H	103-45	+58
1-15-1990	Georgia State	H	117-59	+58
12-4-1976	Georgia Southern	H	110-55	+55
12-11-1976	Tennessee Tech	H	133-78	+55
11-26-1976	Yale	H	104-50	+54
12-16-1980	West Virginia Tech	H	124-70	+54
1-12-1987	Fla. International	H	108-55	+53
11-19-2008	Wofford	H	93-40	+53
2-23-1946	The Citadel	H	76-24	+52
1-18-1913	Furman	H	69-19	+50
2-9-1949	Presbyterian	H	79-29	+50
12-19-1984	Baylor	H	102-52	+50
11-26-1985	Wagner	H	105-55	+50

IN LITTLEJOHN COLISEUM

Date	Opponent	Site	Score	Mar
12-17-1986	Armstrong State	H	112-39	+73
12-13-1980	Illinois Tech	H	108-41	+67
2-26-1977	Roanoke	H	120-56	+64
11-27-1977	Texas Christian	H	125-62	+63
12-16-1986	Prairie View A&M	H	103-45	+58
1-15-1990	Georgia State	H	117-59	+58
12-4-1976	Georgia Southern	H	110-55	+55
12-11-1976	Tennessee Tech	H	133-78	+55
11-26-1976	Yale	H	104-50	+54
12-16-1980	West Virginia Tech	H	124-70	+54
1-12-1987	Fla. International	H	108-55	+53
11-19-2008	Wofford	H	93-40	+53
12-19-1984	Baylor	H	102-52	+50
11-26-1985	Wagner	H	105-55	+50

AWAY

Date	Opponent	Site	Score	Mar
2-1-1919	Atlanta Athletic Club	A	60-11	+49
2-18-1933	Presbyterian	A	55-6	+49
2-6-1956	The Citadel	A	114-69	+45
11-17-2009	Liberty	A	79-39	+40
2-18-1921	College of Charleston	A	49-12	+37
2-23-1946	Presbyterian	A	56-18	+36
2-9-1912	Furman	A	46-12	+34
1-30-1982	The Citadel	A	88-56	+32
12-30-1987	Arkansas-LR	A	76-44	+32
12-17-1931	Newberry	A	40-9	+31
2-7-2008	Virginia	A	82-51	+31
12-28-2002	Hartford	A	78-48	+30
2-15-1998	Florida State	A	78-49	+29

NEUTRAL SITE

Date	Opponent	Site	Score	Mar
2-9-1912	Butler Guards	N1	78-6	+72
12-29-1987	Delaware State	N5	95-42	+53
12-16-1977	Biscayne	N2	94-42	+52
12-28-1977	Boston College	N3	128-76	+52
12-29-1987	Fla. International	N6	98-47	+51
12-30-1978	Boston Univ.	N4	100-55	+45
12-19-2005	PR-Mayaguez	N7	101-60	+41
11-10-2006	Arkansas State	N8	83-44	+39
12-19-1975	Middle Tennessee	N2	82-46	+36

N1 - Greenville, S.C.; N2 - Knoxville, Tenn.; N3 - Milwaukee, Wis.; N4 - Jacksonville, Fla.; N5 - Little Rock, Ark.; N6 - Tampa, Fla.; N7 - San Juan, Puerto Rico; N8 - Norfolk, Va.



THE TIGERS EARNED THEIR LARGEST MARGIN OF VICTORY IN THE NCAA TOURNAMENT BY DEFEATING AUBURN 84-53 IN 2018.

ACC

Date	Opponent	Site	Score	Mar
2-15-2023	Florida State	H	94-54	+40
2-15-1975	Duke	H	100-66	+34
3-14-2008	Boston College	N	82-48	+34
2-14-1999	Florida State	H	78-45	+33
2-7-2008	Virginia	A	82-51	+31
2-15-1998	Florida State	A	78-49	+29
2-17-2009	Maryland	H	93-64	+29
2-28-1999	Georgia Tech	H	92-64	+28
1-9-1965	Virginia	H	99-72	+27
1-6-1986	Wake Forest	H	91-64	+27
2-4-2009	Duke	H	74-47	+27
1-22-2022	Pittsburgh	H	75-48	+27
1-4-1964	Wake Forest	A	87-61	+26
2-12-2000	Florida State	H	84-58	+26
2-25-2006	Virginia	H	90-64	+26
2-14-1973	Wake Forest	H	86-61	+25
2-28-1973	Duke	H	75-50	+25
2-7-1998	Wake Forest	H	71-46	+25
1-12-2011	Georgia Tech	H	87-62	+25
2-25-2023	NC State	A	96-71	+25

ACC HOME

Date	Opponent	Site	Score	Mar
2-15-2023	Florida State	H	94-54	+40
2-15-1975	Duke	H	100-66	+34
2-14-1999	Florida State	H	78-45	+33
2-17-2009	Maryland	H	93-64	+29
2-28-1999	Georgia Tech	H	92-64	+28
1-9-1965	Virginia	H	99-72	+27
1-6-1986	Wake Forest	H	91-64	+27
2-4-2009	Duke	H	74-47	+27
1-22-2022	Pittsburgh	H	75-48	+27
2-12-2000	Florida State	H	84-58	+26
2-25-2006	Virginia	H	90-64	+26
2-14-1973	Wake Forest	H	86-61	+25
2-28-1973	Duke	H	75-50	+25
2-7-1998	Wake Forest	H	71-46	+25
1-12-2011	Georgia Tech	H	87-62	+25

ACC ROAD

Date	Opponent	Site	Score	Mar
2-7-2008	Virginia	A	82-51	+31
2-15-1998	Florida State	A	78-49	+29
1-4-1964	Wake Forest	A	87-61	+26
2-25-2023	NC State	A	96-71	+25
1-21-1981	Georgia Tech	A	72-48	+24

2-6-2019	Georgia Tech	A	65-42	+23
2-24-1961	Virginia	A	85-63	+22
2-24-2021	Wake Forest	A	60-39	+21
2-11-2012	Wake Forest	A	78-58	+20
3-2-1994	NC State	A	82-63	+19
12-21-2008	Miami (Fla.)	A	91-72	+19
2-21-2012	Georgia Tech	A	56-37	+19
2-12-1975	Wake Forest	A	71-54	+17
12-22-2021	Virginia	A	67-50	+17
2-28-1964	NC State	A	66-52	+14
1-14-1967	Virginia	A	*102-88	+14
2-21-1990	Wake Forest	A	89-75	+14

*Overtime

ACC TOURNAMENT

Date	Opponent	Site	Score	Mar
3-14-2008	Boston College	N4	82-48	+34
3-9-2023	NC State	N2	80-54	+26
3-11-2011	Boston College	N2	70-47	+23
3-1-1962	NC State	N1	67-46	+21
3-6-1998	Wake Forest	N2	75-56	+19
3-5-1964	Maryland	N1	81-67	+14
3-4-1976	Wake Forest	N3	76-63	+13
3-10-1994	NC State	N4	76-63	+13
3-12-1993	Florida State	N4	87-75	+12
3-3-1990	Wake Forest	N4	79-70	+9

N1 - Raleigh, N.C.; N2 - Greensboro, N.C.; N3 - Landover, Md.; N4 - Charlotte, N.C.

POST SEASON

Date	Opponent	Trn	Site	Score	Mar
3-18-2018	Auburn	NCAA	N4	84-53	+31
3-19-2007	Ole Miss	NIT	H	89-68	+21
3-10-1999	Georgia	NIT	H	77-57	+20
3-18-1999	Butler	NIT	H	89-69	+20
3-13-1986	Middle Tennessee	NIT	H	99-81	+18
3-15-2011	UAB	NCAA	N3	70-52	+18
3-21-1994	West Virginia	NIT	A	96-79	+17
3-15-2006	Louisiana Tech	NIT	H	69-53	+16
3-16-1989	St. Mary's	NCAA	N1	83-70	+13
3-17-1986	Georgia	NIT	A	77-65	+12
3-18-1993	Auburn	NIT	H	84-72	+12
3-14-1997	Miami (Ohio)	NCAA	N2	68-56	+12

N1 - Boise, Idaho; N2 - Kansas City, Mo.; N3 - Dayton, Ohio; N4 - San Diego, Calif.

AGAINST ALL COMPETITION

Opponent	First Meeting	Last Meeting	Home	Away	Neutral	Overall
Air Force	2006-07	2006-07			1-0	1-0
Akron	2005-06	2005-06			1-0	1-0
Alabama	1929-30	2020-21	2-2	3-0	3-2	8-4
Alabama A&M	2019-20	2019-20	1-0			1-0
Alabama-Birmingham (UAB)	1992-93	2010-11		0-1	1-1	1-2
Alabama State	2011-12	2011-12	1-0			1-0
American	1977-78	1977-78	1-0			1-0
American-Puerto Rico	1989-90	1989-90		1-0		1-0
Appalachian State	1974-75	2006-07	7-1		2-0	9-1
Arizona	1988-89	2012-13	0-1	0-1	0-1	0-3
Arkansas	1961-62	2014-15	1-0	0-1	0-1	1-2
Arkansas-Little Rock	1981-82	1986-87	1-0	1-0		2-0
Arkansas-Pine Bluff	1998-99	1998-99	1-0			1-0
Arkansas State	2006-07	2006-07			1-0	1-0
Armstrong State	1986-87	1986-87	1-0			1-0
Army	1962-63	1993-94			2-0	2-0
Asheville	1946-47	1946-47	1-0			1-0
Atlanta Athletic	1918-19	1928-29	1-1			1-1
Atlantic Agriculture	1912-13	1913-14		0-2		0-2
Auburn	1919-20	2017-18	5-4	4-7	4-4	13-15
Augusta State	1984-85	1987-88	2-0			2-0
Austin Peay State	1975-76	1981-82	1-1		0-1	1-2
Baltimore	1939-40	1980-81	1-0	0-1		1-1
Baylor	1963-64	1983-84	1-0		0-2	1-2
Bellarmine	2022-23	2022-23	1-0			1-0
Belmont	2013-14	2013-14	1-0			1-0
Bethune-Cookman	1985-86	2005-06	2-0			2-0
Biscayne	1974-75	1977-78	3-0	1-0		4-0
Boston College	1975-76	2022-23	9-2	6-7	5-0	20-9
Boston University	1977-78	1986-87	1-0		1-0	2-0
Bowling Green	1981-82	1981-82	1-0			1-0
Bradley	1985-86	1985-86			1-0	1-0
Brigham Young	1979-80	1989-90			2-0	2-0
Brown	1978-79	1978-79	1-0			1-0
Bucknell	1957-58	1982-83	1-0		1-0	2-0
Buffalo	1976-77	1976-77	1-0			1-0
Buffalo State	1978-79	1978-79	1-0			1-0
Butler	1998-99	2009-10	1-0		1-0	2-0
Butler Guards	1911-12	1911-12		1-0		1-0

Opponent	First Meeting	Last Meeting	Home	Away	Neutral	Overall
California	1998-99	2022-23			1-1	1-1
Campbell	1982-83	1995-96	4-0			4-0
Camp Benning	1921-22	1924-25	0-1	0-1		0-2
Canisius	1977-78	1977-78			1-0	1-0
Catawba	1943-44	1943-44	0-1	0-1		0-2
Catholic	1938-39	1978-79	1-0	1-0		1-0
Central Florida	1999-00	1999-00			1-0	1-0
Centre	1921-22	1922-23		0-2		0-1
Chaminade	1998-99	1998-99			1-0	1-0
Charleston, College of	1912-13	2011-12	6-1	3-1		9-2
Charleston Southern (Baptist)	1975-76	2021-22	18-0	2-0		20-0
Charleston "Y"	1912-13	1912-13	1-0			1-0
Cincinnati	1971-72	2003-04	1-0	0-2	0-1	1-3
Citadel, The	1920-21	2022-23	42-8	20-16		62-24
Cleveland State	1976-77	1976-77	1-0			1-0
Coastal Carolina	1987-88	2013-14	5-1	1-1		6-2
Colgate	1978-79	2019-20	2-0			2-0
Connecticut	1989-90	1989-90			0-1	0-1
Cornell	1959-60	1980-81	1-0		1-0	2-0
Coppin State	1990-91	2016-17	2-0		1-0	3-0
Creighton	1962-63	1962-63			0-1	0-1
Davidson	1917-18	2016-17	12-6	5-10	6-2	23-18
Dayton	1974-75	1974-75			0-1	0-1
Delaware	1973-74	1996-97			2-0	2-0
Delaware State	1984-85	2013-14	3-0		1-0	4-0
DePaul	2007-08	2007-08			1-0	1-0
Detroit Mercy	2019-20	2019-20	1-0			1-0
Duke	1925-26	2022-23	25-40	4-63	4-9	33-112
Duquesne	1958-59	1973-74	1-1			1-1
East Carolina	2004-05	2010-11	4-0	1-0		5-0
East Tennessee State	1973-74	2011-12	8-0			8-0
Elon	2001-02	2005-06	1-1			1-1
Erskine	1914-15	1963-64	7-1	3-1		10-2
Evansville	1993-94	1993-94			0-1	0-1
Fairfield	1980-81	1980-81	1-0			1-0
Florida	1923-24	2017-18	6-3	3-5	2-1	11-9
Florida A&M	1985-86	2014-15	3-0			3-0
Florida Atlantic	1990-91	2000-01			2-0	2-0
Florida International	1986-87	1987-88	1-0			1-0
Florida Southern	1974-75	1975-76	1-0	1-0		2-0
Florida State	1951-52	2022-23	24-13	9-26	4-7	37-46
Fordham	1986-87	1986-87			1-0	1-0
Furman	1911-12	2013-14	56-21	41-30	2-0	99-51
Gardner-Webb	2002-03	2014-15	4-0		0-1	4-1
Georgetown (DC)	2004-05	2004-05			0-1	0-1
Georgetown (KY)	1921-22	1923-24	1-0	2-1		3-1
George Washington	1938-39	1999-00	1-5	1-5	0-2	2-12
Georgia	1912-13	2016-17	15-24	8-29	2-4	25-57
Georgia Southern	1976-77	2006-07	3-0			3-0
Georgia State	1985-86	2013-14	5-0			5-0
Georgia Tech	1912-13	2022-23	49-17	27-46	1-4	77-67
Georgia Naval	1943-44	1943-44		0-1		0-1
Gonzaga	1997-98	2012-13			0-2	0-2
Greenville "Y"	1916-17	1921-22	1-1	2-0		3-1
Hampton	2004-05	2004-05	1-0			1-0
Hardin-Simmons	1967-68	1967-68			0-1	0-1
Hartford	2000-01	2001-02	1-0	1-0		2-0
Harvard	1975-76	1975-76	1-0			1-0
Hawaii	1980-81	1980-81		1-0		1-0
Hawaii-Pacific	1986-87	1986-87		1-0		1-0
High Point	2002-03	2016-17	3-0		1-0	4-0
Hofstra	1988-89	2017-18	1-0	1-0		2-0
Holy Cross	1971-72	2005-06			2-0	2-0
Howard	1992-93	1992-93	1-0			1-0
Illinois	1997-98	2013-14	1-1	1-1	0-1	2-3
Illinois-Chicago	1982-83	1982-83	1-0			1-0
Illinois State	1980-81	1980-81			1-0	1-0
Illinois Tech	1980-81	1980-81	1-0			1-0
Indiana	1980-81	1980-81			1-0	1-0
Indiana State	1970-71	2004-05	1-0	1-0		1-0
Iona	1997-98	1997-98			1-0	1-0
Iowa	1962-63	2022-23			0-2	1-3
Jacksonville	1975-76	2019-20	1-0	1-0		2-0
Jewish Athletic	1931-32	1931-32	0-1			0-1
Kansas	2017-18	2017-18			0-1	0-1
Kansas State	1982-83	1998-99			1-1	1-1
Kentucky	1921-22	1997-98	1-4	2-6	1-2	4-12
Kent State	1960-61	1978-79	2-0	0-1		2-1
Lafayette	1957-58	1957-58			1-0	1-0
Lamar	1979-80	1979-80			1-0	1-0
La Salle	1974-75	2001-02			2-1	2-1
Liberty	1988-89	2009-10	4-0	1-0		5-0
Long Beach State	2009-10	2010-11			2-0	2-0
Louisiana Lafayette	2017-18	2017-18	1-0			1-0
Louisiana State	1955-56	2014-15	0-1	0-1	3-1	3-3
Louisiana Tech	1980-81	2005-06	1-0		1-0	2-0
Louisville	1973-74	2022-23	4-1	0-7		4-8
Loyola Chicago	2022-23	2022-23			0-1	0-1
Loyola Maryland	2022-23	2022-23	1-0			1-0
Maine	2002-03	2002-03	1-0			1-0
Manhattan	1965-66	1965-66			1-0	1-0
Marist	2012-13	2012-13			1-0	1-0
Marquette	1976-77	1983-84	1-0	0-2		1-2

THE TIGERS HAVE WON 10 STRAIGHT IN THE SERIES WITH PITTSBURGH.



AGAINST ALL COMPETITION

Opponent	First Meeting	Last Meeting	Home	Away	Neutral	Overall
Marshall	1960-61	1996-97	1-0	0-2	0-1	1-3
Maryville	1923-24	1923-24		0-1		0-1
Maryland	1938-39	2020-21	37-27	10-53	4-10	51-90
Maryland-Baltimore County	1990-91	1990-91	1-0			1-0
Maryland-Eastern Shore	1981-82	1985-86	2-0			2-0
Massachusetts	1984-85	2015-16			1-2	1-2
Mercer	1921-22	2016-17	6-2	1-2		7-4
Miami (Fla.)	1955-56	2022-23	8-4	4-9	4-3	16-16
Miami (Ohio)	1996-97	2021-22	1-0		1-0	2-0
Michigan	1987-88	2010-11	0-1		0-3	0-4
Middle Tennessee	1975-76	1988-89	5-0		1-0	6-0
Minnesota	1974-75	2019-20	1-0	1-4	0-2	2-6
Mississippi	1965-66	2007-08	2-1		1-1	3-2
Mississippi State	1981-82	2020-21	1-0	1-0	2-1	4-1
Missouri	1985-86	2009-10			1-2	1-2
Monaghan	1924-25	1924-25		0-1		0-1
Monmouth	2006-07	2006-07			1-0	1-0
Morehead State	1991-92	2022-23	2-1			2-1
Morgan State	1985-86	1994-95	2-0			2-0
Morris Brown	2001-02	2003-04	1-0		1-0	2-0
Muhlenburg	1956-57	1956-57			0-1	0-1
Nebraska	2016-17	2018-19	1-1			1-1
Nevada	2014-15	2014-15			1-0	1-0
Nevada-Las Vegas	1983-84	1983-84		0-1		0-1
Newberry	1912-13	1930-31	8-4	4-7		12-11
New Holland	1924-25	1924-25		0-1		0-1
New Mexico State	2017-18	2017-18			1-0	1-0
New Orleans "Y"	1925-26	1925-26		0-1		0-1
Niagara	1972-73	1989-90	1-0		1-0	2-0
Norfolk State	2004-05	2004-05	1-0			1-0
North Carolina	1925-26	2022-23	18-41	1-60	4-34	23-135
North Carolina A&T	2017-18	2017-18	1-0			1-0
North Carolina Central	2015-16	2018-19	2-0			2-0
UNC Asheville	1979-80	2017-18	8-0			8-0
UNC Charlotte	1979-80	2008-09	1-2	2-0	1-0	4-2
UNC Greensboro	1992-93	2010-11	2-0	1-0		3-0
NC State	1923-24	2022-23	36-33	16-51	8-21	60-105
Nebraska	2016-17	2016-17	1-0			1-0
UNC Wilmington	1997-98	2016-17	2-0			2-0
Northern Iowa	1991-92	1991-92			1-0	1-0
Northwestern	2000-01	2000-01	1-0			1-0
Notre Dame	2013-14	2022-23	2-4	1-4		3-8
Old Dominion	1978-79	2010-11	1-1	1-0	0-1	2-2
Ohio	2017-18	2017-18			1-0	1-0
Ohio State	2004-05	2017-18	1-0	1-0		2-0
Oral Roberts	1991-92	1991-92	1-0			1-0
Oregon	1988-89	1988-89		1-0		1-0
Oregon State	1979-80	1999-00		0-2	1-1	1-3
Oklahoma	2016-17	2016-17			0-1	0-1
Oklahoma City	1959-60	1959-60			0-1	0-1
Oklahoma State	1993-94	1993-94			1-0	1-0
Pennsylvania	1974-75	1974-75	0-1		0-1	0-1
Penn State	1999-00	2022-23	2-0	2-1		4-1
Pepperdine	1972-73	1972-73			1-0	1-0
Piedmont	1918-19	1921-22	2-0			2-0
Pittsburgh	1958-59	2022-23	5-1	5-1	0-1	10-3
Prairie View A&M	1986-87	1986-87	1-0			1-0
Presbyterian College	1914-15	2021-22	37-8-1	22-10		59-18-1
Providence	1974-75	1989-90			1-1	1-1
Puerto Rico-Mayaguez	2005-06	2007-08			2-0	2-0
Purdue	1971-72	2012-13	2-1	1-1		3-2
Radford	1989-90	2018-19	4-0			4-0
Rhode Island	1977-78	1977-78	1-0			1-0
Rice	1960-61	1960-61			0-1	0-1
Rider	1979-80	1987-88	3-0			3-0
Richmond	1937-38	2022-23	0-1	1-2	2-0	3-3
Roanoke	1976-77	1976-77	1-0			1-0
Rollins	1924-25	1970-71	2-0			2-0
Royal Athletic	1931-32	1932-33	2-0			2-0
Rutgers	1998-99	2021-22	1-1	1-1	0-1	2-3
Saint Mary's	1988-89	1988-89			1-0	1-0
St. Francis (N.Y.)	1983-84	1983-84	1-0			1-0
St. John's	1972-73	1973-74	1-0	0-1	1-1	2-2
St. Stanislaus	1925-26	1925-26			0-1	0-1
Samford	1980-81	2017-18	4-0			4-0
Savannah	1913-14	1913-14		0-1		0-1
Savannah State	2008-09	2010-11	2-0			2-0
Seton Hall	1985-86	2010-11	0-1	1-0	2-1	3-2
Sewanee	1928-29	1934-35	1-0	2-1		3-1
Siena	1979-80	1979-80	1-0			1-0
Southern Methodist (SMU)	1970-71	2013-14			1-1	1-1
South Alabama	1984-85	1984-85	1-0			1-0
South Carolina	1912-13	2022-23	48-33	29-56	3-3	80-92
SC State	1988-89	2020-21	14-1			14-1
USC Upstate	2016-17	2022-23	2-0			2-0
South Florida	1985-86	1985-86	1-0			1-0
Southern Illinois	2011-12	2011-12		1-0		1-0
Southern Mississippi	1982-83	1993-94	1-2	0-1		1-3
Southwest Missouri State	1986-87	1997-98			1-1	1-1
Spartanburg "Y"	1921-22	1921-22		0-2		0-2
Spring Hill	1955-56	1955-56			0-1	0-1
Stetson	1978-79	2013-14	4-0			4-0
Syracuse	1960-61	2022-23	6-1	1-5	1-0	8-6
Temple	1980-81	2013-14	0-2			0-2
Tennessee	1923-24	1975-76	2-0	1-14	1-1	4-15



CLEMSON HAS FOUR WINS OVER SOUTH CAROLINA IN THE LAST SIX MEETINGS BETWEEN THE TWO SCHOOLS.

Opponent	First Meeting	Last Meeting	Home	Away	Neutral	Overall
Tennessee-Chattanooga	1928-29	1984-85		0-2		0-2
Tennessee State	1991-92	1991-92	1-0			1-0
Tennessee Tech	1933-34	1984-85	1-1	2-2		3-3
Texas	1960-61	1991-92			1-1	1-1
Texas A&M	1969-70	2009-10	1-0	1-1	2-1	4-2
Texas-Arlington	1993-94	1993-94	1-0			1-0
Texas-El Paso (UTEP)	1963-64	2012-13		1-3	1-1	2-4
Texas Christian (TCU)	1977-78	2019-20	1-0		2-0	3-0
Texas Southern	2015-16	2017-18	2-0			2-0
Texas Tech	1978-79	1986-87	1-0	1-0	2-0	4-0
Towson	1987-88	2022-23	2-0			2-0
Tulane	1921-22	1927-28		1-4		1-4
Tulsa	1959-60	1996-97			1-1	1-1
22nd Infantry	1924-25	1924-25		0-1		0-1
UCLA	1979-80	1979-80			0-1	0-1
UTSA	2015-16	2015-16	1-0			1-0
Utah State	1979-80	1979-80			1-0	1-0
Vanderbilt	1923-24	1993-94	1-1	4-4	0-3	5-8
Villanova	1959-60	2007-08		0-1	0-3	0-4
Virginia	1935-36	2022-23	35-27	18-46	1-8	54-81
Virginia Tech	1924-25	2022-23	12-7	7-14	0-2	19-23
VMI	1935-36	2013-14	3-0	4-1		7-1
Wagner	1983-84	1988-89	2-0			2-0
Wake Forest	1925-26	2022-23	45-36	17-55	5-10	67-101
Washington	1982-83	2000-01			0-2	0-2
Washington & Lee	1934-35	1949-50	1-1	1-3	1-1	3-5
West Chester State	1981-82	1981-82	1-0			1-0
West Virginia	1951-52	2010-11		1-2	0-2	1-4
West Virginia Tech	1980-81	1980-81	1-0			1-0
Western Carolina	1978-79	2017-18	11-0	1-0		12-0
Western Kentucky	1996-96	1997-98	1-0	1-0		2-0
Western Michigan	1997-98	1997-98			0-1	0-1
William & Mary	1940-41	1953-54	1-1	1-1		2-2
Winthrop	1984-85	2014-15	8-2	1-0		9-2
Wisconsin-Green Bay	1990-91	1999-00	1-0		0-1	1-1
Wofford	1911-12	2015-16	35-8	17-8		52-16
Wyoming	1985-86	1985-86		0-1		0-1
Xavier	1998-99	2016-17			1-1	1-1
Yale	1976-77	2019-20		1-2		1-2
Youngstown State	1988-89	1988-89	1-0			1-0

Note: 2023-24 opponents in bold.



AGAINST ALL CONFERENCES

AMERICA EAST

School	Home	Away	Neutral	Total
Hartford	1-0	1-0		2-0
Maine	1-0			1-0
Maryland-Baltimore County	1-0			1-0
Total	3-0	1-0		4-0

AMERICAN ATHLETIC

School	Home	Away	Neutral	Total
Cincinnati	1-0	0-2	0-1	1-3
Connecticut			0-1	0-1
East Carolina	2-0	2-0		4-0
SMU			1-1	1-1
Temple	0-2		2-0	2-2
Tulane		1-4		1-4
Tulsa			1-1	1-1
UCF			1-0	1-0
Wichita State	0-1			0-1
Total	3-3	3-6	5-4	11-13

ATLANTIC COAST

School	Home	Away	Neutral	Total
Boston College	9-2	6-7	5-0	20-9
Duke	25-40	4-63	4-9	33-112
Florida State	24-13	9-26	4-7	37-46
Georgia Tech	49-17	27-46	1-4	77-67
Louisville	4-1	0-7		4-8
Miami (Fla.)	9-4	3-9	4-3	16-16
North Carolina	18-41	1-60	4-34	23-135
Notre Dame	2-4	1-4		3-8
NC State	36-33	16-51	8-21	60-105
Pittsburgh	5-1	5-1	0-1	10-3
Syracuse	6-1	1-5	1-0	8-6
Virginia	35-27	18-46	1-8	54-81
Virginia Tech	12-7	7-14	0-2	19-23
Wake Forest	45-36	17-55	5-10	67-101
Total	279-227	115-394	37-99	431-719

ATLANTIC SUN

School	Home	Away	Neutral	Total
Bellarmino	1-0			1-0
Jacksonville		1-0		1-0
Lipscomb	1-0			1-0
North Florida	1-0			1-0
Stetson	4-0		1-0	5-0
USC Upstate	2-0			2-0
Total	9-0	1-0	1-0	11-0

ATLANTIC 10

School	Home	Away	Neutral	Total
Davidson	12-6	5-10	7-2	24-18
Dayton			0-1	0-1
Duquesne	1-1			1-1
Fordham			1-0	1-0
George Washington	1-5	1-5	0-2	2-12
La Salle			1-1	1-1
Loyola Chicago			0-1	0-1
Massachusetts			1-2	1-2
Rhode Island	1-0			1-0
Richmond	0-1	1-2	2-0	3-3
Total	15-13	7-17	12-9	34-39

BIG EAST

School	Home	Away	Neutral	Total
Butler	1-0		1-0	2-0
Creighton		0-1	0-1	0-2
DePaul			1-0	1-0
Georgetown			0-1	0-1
Marquette	1-0	0-2		1-2
Providence			1-1	1-1
St. John's (N.Y.)	1-0	0-1		1-1
Seton Hall	0-1	1-0	2-1	3-2
Villanova		0-1	0-3	0-4
Xavier			1-0	1-0
Total	3-1	1-5	6-7	10-13

BIG SOUTH

School	Home	Away	Neutral	Total
Campbell	4-0			4-0
Chas. Southern	18-0	2-0		20-0
Gardner-Webb	4-0		0-1	4-1
High Point	3-0		1-0	4-0
Liberty	4-0	1-0		5-0
UNC Asheville	8-0			8-0
Presbyterian	36-8-1	22-10		58-18-1
Radford	4-0			4-0
Winthrop	8-2	1-0		9-2
Total	94-10-1	26-10	1-1	121-21-1

BIG TEN

School	Home	Away	Neutral	Total
Illinois	1-1	1-1	0-1	2-3
Indiana			1-0	1-0
Iowa		1-1	0-2	1-3
Maryland	37-27	10-53	4-10	51-90
Michigan	0-1		0-3	0-4
Minnesota	1-0	1-4	0-2	2-6
Nebraska	1-1			1-1
Northwestern	1-0			1-0
Ohio State	1-0	1-0		2-0
Penn State	2-0	2-1		4-1
Purdue	2-1	1-1	1-0	4-2
Rutgers	0-1	1-1	1-1	2-3
Total	46-31	18-62	7-19	71-113

BIG WEST

School	Home	Away	Neutral	Total
Hawaii		1-1		1-1
Long Beach State			2-0	2-0
Total		1-1	2-0	3-1

BIG 12

School	Home	Away	Neutral	Total
Baylor	1-0		0-2	1-2
Kansas			0-1	0-1
Kansas State			1-1	1-1
Oklahoma			0-1	0-1
Oklahoma State			1-0	1-0
Texas			1-1	1-1
TCU	1-0		2-0	3-0
Texas Tech	1-0	1-0	2-0	4-0
West Virginia		1-2	0-3	1-5
Total	3-0	2-2	7-9	12-11

COLONIAL ATHLETIC

School	Home	Away	Neutral	Total
College of Charleston	6-1	3-1		9-2
Delaware			2-0	2-0
Elon	1-1			1-1
Hofstra	1-0	1-0	2-0	4-0
UNC Wilmington	1-0			1-0
Towson	2-0			2-0
William & Mary	1-1	1-1		2-2
Total	12-3	5-2	4-0	21-5

CONFERENCE USA

School	Home	Away	Neutral	Total
Charlotte	1-2	2-0	1-0	4-2
Florida Atlantic			2-0	2-0
Florida International	1-0			1-0
Louisiana Tech	1-0		1-0	2-0
Marshall	1-0	0-2	0-1	1-3
Middle Tennessee	5-0		1-0	6-0
Old Dominion	1-1	1-0	0-1	2-2
Rice			0-1	0-1
Southern Miss	1-2	0-1		1-3
UAB		0-1	1-1	1-2
UTEP		1-3	1-1	2-4
UTSA	1-0			1-0
Western Kentucky	1-0	1-0		2-0
Total	13-5	5-7	7-5	25-17

HORIZON

School	Home	Away	Neutral	Total
Cleveland State	1-0			1-0
Detroit Mercy	1-0			1-0
Illinois-Chicago	1-0			1-0
Wisconsin-Green Bay	1-0		0-1	1-1
Youngstown State	1-0			1-0
Oakland	1-0			1-0
Wright State	1-0			1-0
Total	7-0		0-1	7-1

IVY

School	Home	Away	Neutral	Total
Brown	1-0			1-0
Cornell	1-0		1-0	2-0
Harvard	1-0			1-0
Pennsylvania	0-1			0-1
Yale	1-2			1-2
Total	4-3		1-0	5-3

METRO ATLANTIC

School	Home	Away	Neutral	Total
Canisius			1-0	1-0
Fairfield	1-0			1-0
Iona			1-0	1-0
Manhattan			1-0	1-0
Marist			1-0	1-0
Monmouth			1-0	1-0
Niagara	1-0		1-0	2-0
Rider	3-0			3-0
Siena	1-0			1-0
Saint Peter's	1-0			1-0
Total	7-0		6-0	13-0

MID-AMERICAN

School	Home	Away	Neutral	Total
Akron			2-0	2-0
Bowling Green	1-0			1-0
Buffalo	1-0			1-0
Kent State	2-0	0-1		2-1
Miami (Ohio)	1-0		1-0	2-0
Ohio			0-1	0-1
Western Michigan			0-1	0-1
Total	5-0	0-1	3-2	8-3

MID-EASTERN ATHLETIC

School	Home	Away	Neutral	Total
Alabama A&M	1-0			1-0
Bethune-Cookman	2-0			2-0
Coppin State	2-0			2-0
Delaware State	3-0		1-0	4-0
Florida A&M	3-0			3-0
Hampton	1-0			1-0
Howard	1-0			1-0
Maryland-Eastern Shore	2-0			2-0
Morgan State	2-0			2-0
Norfolk State	1-0			1-0
North Carolina A&T	1-0			1-0
North Carolina Central	2-0			2-0
Savannah State	2-0			2-0
SC State	14-1			14-1
Total	37-1		1-0	38-1



BRAD BROWNELL IS THE WINNINGEST COACH IN CLEMSON HISTORY AGAINST ACC COMPETITION.



AGAINST ALL CONFERENCES



CLEMSON OWNS 80 WINS OVER SOUTH CAROLINA, SECOND-MOST OVER ANOTHER TEAM (FURMAN) IN ITS HISTORY.

MISSOURI VALLEY

School	Home	Away	Neutral	Total
Bradley			1-0	1-0
Drake			1-0	1-0
Evansville			0-1	0-1
Illinois State			1-0	1-0
Indiana State	1-0	1-0	1-0	3-0
Missouri State			1-1	1-1
Northern Iowa			1-0	1-0
Southern Illinois			1-0	1-0
Total	1-0	1-0	7-2	9-3

MOUNTAIN WEST

School	Home	Away	Neutral	Total
Air Force			1-0	1-0
UNLV		0-1		0-1
Utah State			1-0	1-0
Wyoming		0-1		0-1
Nevada			1-0	1-0
Total		0-2	3-0	3-2

NORTHEAST

School	Home	Away	Neutral	Total
Fairleigh Dickinson	1-0			1-0
St. Francis (N.Y.)	1-0			1-0
Wagner	2-0			2-0
Robert Morris	1-0			1-0
Total	5-0			5-0

OHIO VALLEY

School	Home	Away	Neutral	Total
Austin Peay	1-1			1-1
Belmont	1-0			1-0
Morehead State	2-1			2-1
Tennessee State	1-0			1-0
Tennessee Tech	1-1	2-2		3-3
Total	6-3	2-2		8-5

PAC-12

School	Home	Away	Neutral	Total
Arizona	0-1		0-1	0-2
California			1-1	1-1
Colorado			0-1	0-1
Oregon			0-1	0-1
Oregon State		0-2	1-1	1-3
UCLA			0-1	0-1
Washington			0-2	0-2
Total	0-1	0-2	2-8	2-11

PATRIOT

School	Home	Away	Neutral	Total
American	1-0			1-0
Army			2-0	2-0
Boston University	1-0		1-0	2-0
Bucknell	1-0		1-0	2-0
Colgate	2-0			2-0
Holy Cross			2-0	2-0
Lafayette			1-0	1-0
Loyola Maryland	1-0			1-0
Total	6-0		7-0	13-0

SOUTHEASTERN

Eastern Division				
School	Home	Away	Neutral	Total
Florida	6-3	3-5	2-1	11-9
Georgia	15-24	8-28	3-4	26-56
Kentucky	1-4	2-6	1-2	4-12
Missouri			1-2	1-2
South Carolina	49-33	28-56	3-3	80-92
Tennessee	2-0	1-14	1-1	4-15
Vanderbilt	1-1	4-4	0-3	5-8
Total	74-65	46-113	11-16	131-194

Western Division				
School	Home	Away	Neutral	Total
Alabama	2-1	3-0	1-3	6-4
Arkansas	1-0	0-1	0-1	1-2
Auburn	5-4	4-7	4-4	13-15
Louisiana State	0-1	0-1	3-1	3-3
Mississippi	2-1		1-1	3-2
Mississippi State	1-0	1-0	2-1	4-1
Texas A&M	1-0	1-1	1-2	3-3
Total	12-7	9-10	12-13	33-30

SOUTHERN

School	Home	Away	Neutral	Total
Chattanooga		0-2		0-2
Citadel	42-8	20-16		62-24
East Tennessee St.	8-0			8-0
Furman	57-21	40-30	2-0	99-51
Mercer	6-2	1-2		7-4
UNC Greensboro	2-0	1-0		3-0
Samford	4-0			4-0
VMI	3-0	4-1		7-1
Western Carolina	10-0	1-0		11-0
Wofford	37-8	16-8		53-16
Total	169-39	83-59	2-0	254-98

SOUTHLAND

School	Home	Away	Neutral	Total
Lamar			1-0	1-0
Sam Houston State	1-0			1-0
Total	1-0		2-0	3-0

SOUTHWESTERN ATHLETIC

School	Home	Away	Neutral	Total
Alabama State	1-0			1-0
Arkansas-Pine Bluff	1-0			1-0
Prairie View	1-0			1-0
Texas Southern	2-0			2-0
Total	5-0			5-0

SUMMIT

School	Home	Away	Neutral	Total
Oral Roberts	1-0			1-0
Total	1-0			1-0

SUN BELT

School	Home	Away	Neutral	Total
Appalachian State	7-1		2-0	9-1
Arkansas-Little Rock	1-0	1-0		2-0
Arkansas State			1-0	1-0
Coastal Carolina	5-1	1-1		6-2
Georgia Southern	3-0			3-0
Georgia State	5-0			5-0
Louisiana Lafayette	1-0			1-0
South Alabama	1-0			1-0
Texas-Arlington	1-0			1-0
Total	24-2	2-1	3-0	29-3

WEST COAST

School	Home	Away	Neutral	Total
BYU			2-0	2-0
Gonzaga			0-2	0-2
Pepperdine			1-0	1-0
Saint Mary's			1-0	1-0
Total			4-2	4-2



LAST SECOND VICTORIES

Date	Score	Site	Opponent
1-8-63	66-64	Greenville, S.C.	Furman
<i>Mike Bohonak inbounded to Gary Burnisky, who scored with one second left.</i>			
12-3-63	66-64	Clemson, S.C.	North Carolina
<i>Mike Bohonak made a 10-foot shot with two seconds left.</i>			
12-17-63	53-52	Charlottesville, Va.	Virginia
<i>Mike Bohonak made a short jumper with three seconds left.</i>			
2-19-66	76-74	Charlotte, N.C.	NC State
<i>Joe Ayoob hit a 45-foot shot with one second left in overtime.</i>			
2-11-67	70-68	Clemson, S.C.	Wake Forest
<i>Ken Gardner made a shot with one second left.</i>			
2-15-69	78-77	Clemson, S.C.	NC State
<i>Trip Jones made a shot with five seconds left.</i>			
1-19-72	74-72	Clemson, S.C.	Furman
<i>Bud Martin hit two free throws with four seconds left.</i>			
12-5-73	81-80	West Lafayette, Ind.	Purdue
<i>Tim Capehart made two free throws with seven seconds left.</i>			
2-19-73	56-54	Charlottesville, Va.	Virginia
<i>Clemson turned the ball over with five seconds left, Virginia called timeout. Mike Browning stole the inbound pass and scored on a layup with one second left.</i>			
12-28-1978	58-57	El Paso, Texas	Texas Tech
<i>Derrick Johnson made a 20-foot shot with four seconds left.</i>			
12-30-1980	58-57	Honolulu, Hawaii	Indiana
<i>Chris Dodds made a 9-foot shot from the right baseline with 10 seconds left.</i>			
1-24-1983	58-56	Clemson, S.C.	Georgia Tech
<i>Chris Michael made a 15-foot jumper from the left baseline with two seconds left.</i>			
2-11-1984	61-59	Columbia, S.C.	South Carolina
<i>Anthony Jenkins made a 19-foot shot from the top of the key with two seconds left.</i>			
1-30-1985	52-50	Clemson, S.C.	North Carolina
<i>Chris Michael made a 22-foot jumper from the right wing with three seconds left.</i>			
12-21-1985	65-64	Lubbock, Texas	Texas Tech
<i>Larry Middleton made a 20-foot jumper from the left wing with four seconds left.</i>			
1-20-87	67-66	Atlanta, Ga.	Georgia Tech
<i>Michael Tait hit a right corner jumper with three seconds left.</i>			
2-4-1987	80-79	College Park, Md.	Maryland
<i>Michael Brown made a three-point shot from the right wing with eight seconds left.</i>			
2-14-1987	94-90	Charlottesville, Va.	Virginia
<i>Horace Grant made a three-point shot with two seconds left to give Clemson 93-90 lead. Michael Brown added a free throw for the four-point margin off a UVA technical foul.</i>			
2-21-1988	65-62	Clemson, S.C.	Virginia
<i>Elden Campbell scored on a contested layup from the right side and was fouled with one second left, he made the free throw.</i>			
12-6-1989	72-71	Greensboro, N.C.	Providence
<i>Dale Davis made a pair of free throws with 14 seconds left.</i>			
12-20-1990	71-70	Miami, Fla.	Coppin State
<i>Colby Brown tipped in the game-winning basket with 1 second left.</i>			
3-8-1996	75-73	Greensboro, N.C.	North Carolina
<i>Greg Buckner dunked off a pass from Harold Jamison with 0.6 seconds left.</i>			
12-30-1996	47-45	San Juan, PR	Missouri
<i>Terrell McIntyre made a three-point shot with 12 seconds left.</i>			
1-18-2003	78-77	Clemson, S.C.	Virginia
<i>Olu Babalola made two free throws with 5.7 seconds left.</i>			
12-4-2004	63-62	Columbia, S.C.	South Carolina
<i>Cheyenne Moore hit a three-point goal with 3.4 seconds left.</i>			
3-1-2005	66-64	Clemson, S.C.	Virginia Tech
<i>Olu Babalola hit a three-point shot with 9.8 seconds left to tie the game at 64 and Sharrod Ford dunked at the buzzer off a Shawn Robinson steal and assist.</i>			
1-3-2007	68-66	Tallahassee, Fla.	Florida State
<i>James Mays inbounded to Vernon Hamilton, who found a streaking Cliff Hammonds, who hit a high-arching layup from the left side with 2.8 seconds left.</i>			
1-7-2007	75-74	Clemson, S.C.	Georgia Tech
<i>James Mays made a driving left-handed layup with 2.2 seconds left.</i>			
3-4-2007	75-74	Blacksburg, Va.	Virginia Tech
<i>K.C. Rivers hit a driving bank shot with 18 seconds remaining.</i>			

Date	Score	Site	Opponent
3-2-2008	73-70	College Park, Md.	Maryland
<i>Terrence Oglesby hit a three-pointer from the wing with 2.3 seconds left to cap a comeback win from a school-record 20-point second half deficit.</i>			
3-9-2008	70-69	Clemson, S.C.	Virginia Tech
<i>Demontez Stitt sank a pair of free throws with 3.8 seconds remaining.</i>			
11-29-2009	70-69	Anaheim, Calif.	Butler
<i>Demontez Stitt hit go-ahead free throws with 3.3 seconds left, and Trevor Booker blocked the ensuing three-point attempt.</i>			
2-25-2012	72-69	Clemson, S.C.	NC State
<i>Andre Young hit go-ahead three-pointer with 11.8 seconds left in overtime, and NC State's C.J. Leslie missed on the other end to tie at the buzzer.</i>			
3-23-2014	50-49	Clemson, S.C.	Illinois
<i>Rod Hall scored the game-winning layup with 9.3 seconds left, and Illinois missed a long three-pointer on the other end.</i>			
1-24-2015	59-57	Clemson, S.C.	Wake Forest
<i>Josh Smith put back Rod Hall's miss with 0.5 seconds left.</i>			
1-28-2018	72-70	Atlanta, Ga.	Georgia Tech
<i>Marcquise Reed driving layup with 24 seconds left.</i>			
1-28-2020	71-70	Clemson, S.C.	Syracuse
<i>Clyde Trapp baseline layup with 2.0 seconds left on an assist from Khavon Moore.</i>			
2-29-2020	70-69	Clemson, S.C.	Florida State
<i>Al-Amir Dawes coast-to-coast layup 1.0 second left.</i>			
1-2-2021	66-65	Coral Gables, Fla.	Miami
<i>Aamir Simms driving floater banked in with 19 seconds left.</i>			
2-12-2021	74-72	Clemson, S.C.	Georgia Tech
<i>Nick Honor banked in a 3-pointer with 1.1 seconds left.</i>			
1-21-2023	51-50	Clemson, S.C.	Virginia Tech
<i>Hunter Tyson swished 3-pointer on a sideline out-of-bounds play at the top of the key</i>			
1-28-2023	82-81	Tallahassee, Fla.	Florida State
<i>Chase Hunter drove the length of the floor and converted an and-one layup and free throw for a 3-point play.</i>			



HUNTER TYSON'S 3-POINTER WITH 12 SECONDS LEFT LIFTED THE TIGERS OVER VIRGINIA TECH, 51-50, IN 20223




LITTLEJOHN COLISEUM RECORDS

CLEMSON - TEAM


Most Points: 133 vs. Tennessee Tech, Dec. 11, 1976
 Most Points, First Half: 65 vs. Roanoke, Feb. 26, 1977
 Most Points, Second Half: 72 vs. Morehead St., Nov. 30, 1991
 Most Points, Both Teams: 233 (Clemson 118, Wake Forest 115 (2OT)), Feb.13, 2002
 Fewest Points: 38 vs. UNC Asheville, Feb. 23, 1980
 Most Field Goal Attempts: 86 vs. many (3), last vs. Catholic, Nov. 24, 1977
 Most Field Goals Made: 52 vs. Tennessee Tech, Dec. 11, 1976
 52 vs. Bowling Green State, Nov. 27, 1982
 Best Field Goal Percentage: 70.1 (48-68) vs. Florida Southern, Feb. 28, 1976
 Lowest Field Goal Percentage: 26.0 (19-73) vs. Duke, Jan. 23, 1982
 Most Three-Point Goals: 15 vs. North Carolina, Jan. 30, 2018
 Most Three-Point Attempts: 38 vs. North Carolina, Jan. 14, 1995
 Best Three-Point Goal Percentage:846 (11-13) vs. North Carolina, Jan. 31, 2004
 Most Free Throw Attempts: 52 vs. Georgia Tech, Jan. 29, 1972
 Most Free Throws Made: 39 vs. Georgia Tech, Jan. 29, 1972
 Best Free Throw Percentage:957 (22-23) vs. Duke, Jan. 7, 1997
 Most Rebounds: 71 vs. West Virginia Tech, Dec. 16, 1980
 71 vs. Georgia State, Jan. 15, 1990
 Most Assists: 36 vs. West Virginia Tech, Dec. 16, 1980
 36 vs. Bowling Green State, Nov. 27, 1982
 Most Turnovers: 36 vs. Austin Peay State, Nov. 29, 1975
 Most Players in Double Figures: 7 vs. many (3), last vs. Morehead State, Nov. 30, 1991
 Largest Crowd in Littlejohn Coliseum: 13,863 vs. Duke, Jan. 9, 1980

OPPONENTS - TEAM

Most Points: 115 by Wake Forest, Feb. 13, 2002
 Most Points, First Half: 59 by Georgia Tech, Jan. 24, 2001
 Most Points, Second Half: 70 by North Carolina, Jan. 28, 1987
 Fewest Points: 27 by North Carolina-Asheville, Feb. 23, 1980
 Most Field Goal Attempts: 94 by Austin Peay, Nov. 29, 1975
 Most Field Goals Made: 41 by Illinois-Chicago, March 5, 1983
 Best Field Goal Percentage: 67.6 (23-34) by Wake Forest, Feb. 26, 1971
 Lowest Field Goal Percentage: 18.0 (9-50) by Wofford, Feb. 6, 1996
 Most Three-Point Goals: 19 by Wake Forest, Feb. 13, 2002
 Most Three-Point Attempts: 42 by Wake Forest, Feb. 13, 2002
 Best Three-Point Goal Percentage:600 (9-15) by North Carolina, Jan. 28, 1987
 Most Free Throw Attempts: 51 by North Carolina, Jan. 14, 1994
 Most Free Throws Made: 36 by Wake Forest, Feb. 27, 1969
 36 by North Carolina, Jan. 9, 1974
 Most Rebounds: 70 by South Carolina, Jan. 26, 1970
 Most Assists: 27 by South Carolina, Feb. 9, 1985
 Most Turnovers: 47 by Appalachian State, Dec. 7, 1974
 Most Players in Double Figures: 6 by NC State, Feb. 21, 1976
 6 by NC State, Feb. 12, 1990



LARRY MIDDLETON SHARES THE BEST SHOOTING PERCENTAGE MARK BY A TIGER IN LITTLEJOHN HISTORY AT 92.3 PERCENT (12-13 FIELD GOALS).



WILL SOLOMON STILL HOLDS THE LITTLEJOHN SCORING RECORD WITH 43 POINTS AGAINST VIRGINIA IN 2000.

CLEMSON - INDIVIDUAL

Most Points Scored: 43 by Will Solomon vs. Virginia, Jan. 15, 2000
 Most Field Goal Attempts: 31 (made 17) by Skip Wise vs. Pennsylvania, Nov. 30, 1974
 Most Field Goals Made: 17 (att. 31) by Skip Wise vs. Pennsylvania, Nov. 30, 1974
 Best Field Goal Percentage:92.3 (12-13) by Larry Middleton vs. Rider, Dec. 1, 1985
 92.3 (12-13) Horace Grant vs. Georgia State, Nov. 28, 1986
 92.3 (12-13) Dale Davis vs. Georgia Tech, March 4, 1989
 Most Free Throw Attempts: 19 (made 11) by Dale Davis vs. SC State, Dec. 17, 1990
 Most Free Throws Made: 16 by Butch Zatezalo vs. Wake Forest, Feb. 27, 1969
 Most Rebounds: 23 by Tree Rollins vs. Tennessee Tech, Dec. 11, 1976
 23 by Tree Rollins vs. Maryland, Jan. 19, 1977
 Most Assists: 20 by Grayson Marshall vs. Maryland- Eastern Shore, Nov. 25, 1985
 Most Blocked Shots: 10 by Tree Rollins vs. Duke, Feb. 23, 1977
 10 by Tree Rollins vs. Presbyterian, Dec. 13, 1975
 10 by Tree Rollins vs. Jacksonville, Dec. 16, 1976
 10 by Sharone Wright vs. UNC Greensboro, Dec. 12, 1992
 10 by Sharone Wright vs. Maryland, Jan. 26, 1993
 Most Steals: 7 by Stan Rome vs. Maryland, Jan. 19, 1977
 7 by Devin Gray vs. The Citadel, Dec. 19, 1992
 7 by Terrell McIntyre vs. Georgia Tech, March 1, 1998
 7 by K.C. Rivers vs. Duke, Feb. 4, 2009
 7 by Andre Young vs. Maryland, Jan. 31, 2010
 Three-Point Goals: 8 by David Young vs. Wake Forest, Jan. 12, 1991
 8 by Will Solomon vs. Virginia, Jan. 15, 2000
 Three-Point Goal Percentage: 1.00 (7-7) by Marc Campbell vs. Virginia, Feb. 23, 1983
 vs. Maryland, Feb. 19, 1983

OPPONENTS - INDIVIDUAL

Most Points Scored: 43 by Hawkeye Whitney (NC State), Jan. 30, 1979
 Most Field Goal Attempts: 32 (made 10) by Pete Maravich (Louisiana State), Dec. 7, 1968
 Most Field Goals Made: 18 by Hawkeye Whitney (NC State), Jan. 30, 1979
 Best Field Goal Percentage:93.3 (14-15) by Keith Gatlin (Maryland), Feb. 17, 1985
 Most Free Throw Attempts: 22 (made 18) by Pete Maravich (Louisiana State), Dec. 7, 1968
 Most Free Throws Made: 18 (att. 22) by Pete Maravich (Louisiana State), Dec. 7, 1968
 Most Rebounds: 21 by Will Hetzel (Maryland), Feb. 22, 1969
 Most Assists: 13 by Neal Murray (Middle Tennessee), Dec. 15, 1985
 Most Blocked Shots: 7 by Sam Harris (Old Dominion), Nov. 18, 2007
 Most Steals: 10 by Zakee Wadood (East Tennessee State), Dec. 15, 2003
 Three-Point Goals: 11 by Craig Dawson (Wake Forest), Feb. 13, 2002
 Three-Point Percentage: 1.00 (6-6) by Sam Cassell (Florida State), Jan. 20, 1993

LITTLEJOHN COLISEUM RECORDS

QUICK FACTS

Name: Littlejohn Coliseum
 The arena was named for J.C. Littlejohn, a long-time Clemson University employee, for many years the school's business manager.

Capacity: 9,000

First Game: Nov. 30, 1968 (Clemson 76, Georgia Tech 72)

Largest Crowd: 13,863 (Jan. 9, 1980 vs. Duke)
 Clemson upset the No. 1 Blue Devils, 87-82 in overtime.

Largest Season Attendance: 156,103 (1997-98)
 The 1997-98 team also set the record for per game basis (11,151).

First Point: Dave Thomas
 The Clemson player hit a jump shot at the 18:37 mark of the first half versus Georgia Tech on Nov. 30, 1968.

Longest Clemson Win Streak: 29
 The streak started on Jan. 7, 1989 with a 75-58 victory over Maryland and ended with a 100-108 loss to UNC Charlotte on Dec. 15, 1991. (Note: Included in the 29 consecutive wins in Littlejohn Coliseum were 13 victories over ACC teams. Of the 13 wins in ACC competition, five came against teams ranked in the AP top 25, including three top-10 teams.)

Record in Littlejohn Coliseum

ACC Home: 234-167 (.584)
Non-Conference Home: 360-45 (.889)
Totals: 594-212 (.737)

RECORDS VS. ALL COMPETITION

Alabama	2-0	Fairfield	1-0
Alabama A&M	1-0	Florida A&M	3-0
Alabama State	1-0	Florida International	1-0
American	1-0	Florida Southern	1-0
Appalachian State	7-1	Florida State	21-12
Arkansas-Little Rock	1-0	Furman	29-1
Arkansas-Pine Bluff	1-0	Gardner-Webb	4-0
Armstrong State	1-0	George Washington	0-1
Auburn	3-1	Georgia	3-0
Augusta State	2-0	Georgia Southern	3-0
Austin Peay State	1-1	Georgia State	5-0
Baltimore	1-0	Georgia Tech	41-9
Baylor	1-0	Hartford	1-0
Bellarmine	1-0	Harvard	1-0
Belmont	1-0	High Point	3-0
Bethune-Cookman	2-0	Hofstra	1-0
Biscayne	3-0	Howard	1-0
Boston College	8-2	Illinois	1-1
Boston University	1-0	Illinois-Chicago	1-0
Bowling Green State	1-0	Illinois Tech	1-0
Brown	1-0	Indiana State	1-0
Bryant	1-0	Jacksonville	1-0
Buffalo	1-0	Kent State	2-0
Buffalo State	1-0	Liberty	4-0
Butler	1-0	Lipscomb	1-0
Campbell	4-0	Louisiana-Lafayette	1-0
Catholic	1-0	Louisiana State	0-1
Charleston Southern	18-0	Louisiana Tech	1-0
Charlotte	1-2	Louisville	4-1
Citadel, The	18-1	Loyola Maryland	1-0
Cleveland State	1-0	Marquette	1-0
Coastal Carolina	5-1	Marshall	1-0
Colgate	2-0	Maryland	24-20
College of Charleston	1-1	Maryland-Baltimore County	1-0
Coppin State	1-0	Maryland-Eastern Shore	2-0
Cornell	1-0	Mercer	5-0
Davidson	1-0	Miami (Fla.)	6-4
Delaware State	3-0	Miami (Ohio)	1-0
Detroit Mercy	1-0	Michigan	0-1
Duke	20-26	Middle Tennessee	5-0
East Carolina	3-0	Minnesota	1-0
East Tennessee State	8-0	Mississippi	2-1
Elon	1-1	Mississippi State	1-0
		Morehead State	2-1
		Morgan State	2-0
		Morris Brown	1-0
		Niagara	1-0
		Nebraska	1-1
		Notre Dame	2-4
		North Carolina	15-32
		North Carolina A&T	1-0
		North Carolina Central	1-0
		UNC Asheville	7-0
		UNC Greensboro	2-0
		NC State	29-19
		UNC Wilmington	2-0
		North Florida	1-0
		Northwestern	1-0
		Oakland	0-1
		Ohio	1-0
		Old Dominion	1-1
		Oral Roberts	1-0
		Pennsylvania	0-1
		Pittsburgh	3-1
		Prairie View	1-0
		Presbyterian	9-0
		Purdue	2-1
		Radford	4-0
		Rhode Island	1-0
		Robert Morris	1-0



CLEMSON IS 41-9 ALL-TIME AGAINST GEORGIA TECH IN LITTLEJOHN COLISEUM.

ATTENDANCE RECORDS

Season	Games	Attendance	Avg.	Results	Pct.
1968-69	11	55,150	5,014	4-7	.364
1969-70	11	50,877	4,625	6-5	.546
1970-71	12	63,488	5,291	8-4	.667
1971-72	10	81,278	8,128	6-4	.600
1972-73	11	85,750	7,795	9-2	.818
1973-74	13	103,519	7,963	9-4	.692
1974-75	12	113,515	9,460	11-1	.917
1975-76	13	107,220	8,248	8-5	.615
1976-77	15	134,841	8,883	13-2	.867
1977-78	15	138,115	9,208	10-5	.667
1978-79	16	144,535	9,033	13-3	.813
1979-80	15	130,900	8,727	15-0	1.000
1980-81	16	145,792	9,112	12-4	.750
1981-82	16	139,731	8,733	11-5	.688
1982-83	16	131,063	8,191	9-7	.563
1983-84	16	129,600	8,100	11-5	.688
1984-85	16	130,136	8,134	12-4	.750
1985-86	19	144,699	7,616	14-5	.737
1986-87	17	142,274	8,369	15-2	.882
1987-88	16	117,250	7,328	12-4	.750
1988-89	14	114,123	8,151	13-1	.929
1989-90	14	122,540	8,753	14-0	1.000
1990-91	16	121,314	7,582	9-7	.563
1991-92	16	114,691	7,168	12-4	.750
1992-93	16	113,803	7,113	11-5	.688
1993-94	15	108,074	7,205	11-4	.733
1994-95	16	116,754	7,297	11-5	.688
1995-96	16	150,037	9,377	14-2	.875
1996-97	15	147,019	9,801	12-3	.800
1997-98	14	156,103	11,151	11-3	.786
1998-99	15	141,728	9,449	12-3	.800
1999-00	16	142,679	8,918	7-9	.438
2000-01	16	137,909	8,619	9-7	.563
2001-02	16	139,954	8,747	8-8	.500
2002-03	9	80,600	8,956	5-4	.555
2003-04	16	122,900	7,681	10-6	.625
2004-05	15	111,886	7,459	10-5	.667
2005-06	16	106,251	6,641	12-4	.750
2006-07	20	147,122	7,356	16-4	.800
2007-08	16	137,739	8,609	14-2	.875
2008-09	16	135,619	8,476	13-3	.813
2009-10	16	151,442	9,465	14-2	.875
2010-11	17	140,920	8,289	15-2	.882
2011-12	16	125,249	7,828	11-5	.688
2012-13	15	118,305	7,887	8-7	.533
2013-14	19	142,231	7,486	16-3	.842
2014-15	17	129,800	7,635	11-6	.611
2015-16	Home games held in Greenville, S.C. due to renovation				
2016-17	17	123,442	7,262	11-6	.611
2017-18	16	123,895	7,743	15-1	.938
2018-19	19	133,290	7,015	14-5	.737
2019-20	17	116,139	6,832	11-6	.647
2020-21	12	21,613*	1,801	11-1	.917
2021-22	16	106,578	6,662	11-5	.688
2022-23	17	110,795	6,518	15-2	.882
Totals	806	6,502,538	8,068	594-212	.737

* - Limited capacity due to COVID-19 regulations and protocols (1,876 max capacity)

Attendance	Date	Largest Crowds		Results
		W/L		
13,863	1-9-1980	W	Clemson 87, Duke 82 (OT)	
13,136	2-28-1990	W	Clemson 97, Duke 93	
12,632	1-29-1977	W	Clemson 93, North Carolina 73	
12,611	1-7-1987	W	Clemson 73, NC State 69	
12,267	1-19-1981	L	Virginia 74, Clemson 59	
12,258	1-17-1981	L	Maryland 68, Clemson 62 (OT)	
12,013	2-24-1990	W	Clemson 69, North Carolina 61	
11,909	1-11-1978	L	Duke 107, Clemson 85	
11,800	1-22-1975	W	Clemson 83, Maryland 82	
11,800	1-22-1975	W	Clemson 92, NC State 70	
11,800	1-24-1976	L	Virginia 69, Clemson 62	
11,742	1-23-1988	W	Clemson 69, South Carolina 65	

Rider	3-0	Texas A&M	1-0
Roanoke	1-0	Texas Christian	1-0
Rollins	1-0	Texas Southern	1-0
Rutgers	0-1	Texas Tech	1-0
St. John's	1-0	Towson	2-0
Saint Francis (N.Y.)	1-0	USC Upstate	2-0
Saint Peter's	1-0	Vanderbilt	0-1
Sam Houston State	1-0	Virginia	24-23
Samford	4-0	VMI	1-0
Savannah State	2-0	Virginia Tech	12-4
Seton Hall	0-1	Wagner	2-0
Siena	1-0	Wake Forest	31-19
South Alabama	1-0	West Chester State	1-0
South Carolina	23-9	West Virginia Tech	1-0
SC State	14-1	Western Carolina	11-0
South Florida	1-0	Western Kentucky	1-0
Southern Mississippi	1-2	Wichita State	0-1
Stetson	4-0	Winthrop	8-1
Syracuse	6-1	Wisconsin-Green Bay	1-0
Temple	0-2	Wofford	10-1
Tennessee State	1-0	Wright State	1-0
Tennessee Tech	0-1	Yale	1-2
Texas Arlington	1-0	Youngstown State	1-0



2023-24 SERIES SCORES

ALABAMA (7-4)

at Clemson (2-1)
at Alabama (3-0)
at Neutral Site (2-3)

Year	Rank	Site	W/L	CU	Opp
1929-30		N	L	22	33
1957-58		N	L	75	78
1965-66		N	W	76	62
1968-69		A	W	96	74
1969-70		H	W	104	95
1989-90		N	L	48	57
2007-08	19/NR	A	W	87	61
2008-09	12/NR	H	W	66	59
2015-16		H	L	50	51
2016-17		A	W	67	54
2020-21		N	W	64	56

BOSTON COLLEGE (20-9)

at Clemson (9-2)
at Boston College (6-6)
at Neutral Site (5-0)

Year	Rank	Site	W/L	CU	Opp
1975-76		N	W	80	60
1976-77	11/NR	N	W	128	76
2003-04		H	W	72	62
2004-05		A	L	70	79
2005-06	NR/18	A	L	61	67
2006-07	16/NR	H	W	74	54
2006-07		A	L	59	54
2007-08		H	W	78	56
2007-08		N	W	82	48
2008-09	11/NR	A	W	87	77
2009-10	21/NR	H	W	72	56
2009-10	21/NR	A	L	69	75
2010-11		H	W	77	69
2010-11		N	W	70	47
2011-12		A	L	57	59
2012-13		A	L	68	75
2012-13		H	L	61	68
2013-14		A	W	62	60
2014-15		H	W	64	49
2015-16		H	W	65	54
2015-16		A	W	66	50
2016-17		H	W	82	68
2017-18	25/NR	A	W	74	70
2017-18	19/NR	N	W	90	82
2018-19		H	W	76	66
2019-20		A	W	82	64
2021-22		H	L	68	70
2021-22		A	W	70	60
2022-23		A	L	54	62

DUKE (33-112)

at Clemson (25-40)
at Duke (4-63)
at Neutral Site (4-9)

Year	Rank	Site	W/L	CU	Opp
1925-26		A	L	12	46
1930-31		N	L	27	31
1933-34		A	L	23	36
1936-37		H	L	25	33
1937-38		N	L	30	40
1938-39		A	L	33	39
1938-39		H	W	38	36
1939-40		A	L	49	54
1939-40		H	L	^37	39
1940-41		A	L	42	45
1945-46		H	L	29	42
1945-46		A	L	33	61
1947-48		A	L	47	80
1947-48		H	W	63	57
1954-55		A	L	54	115
1954-55		H	L	66	75
1955-56		A	L	63	97
1955-56	NR/6	H	L	80	109
1956-57		H	L	78	84
1956-57	NR/15	A	L	70	80
1957-58		A	L	66	79
1957-58	NR/13	N	L	57	73
1958-59		H	W	56	55
1958-59		A	L	41	45
1959-60		A	L	59	68
1959-60		H	L	41	50
1960-61	NR/8	H	L	58	75
1960-61	NR/5	A	L	59	79
1961-62	NR/6	A	L	66	89
1961-62	NR/10	H	L	96	104
1961-62	NR/8	N	W	77	72
1962-63	NR/2	H	L	67	92
1962-63	NR/6	A	L	67	78
1963-64	NR/3	A	L	52	75
1963-64	NR/9	H	L	75	81
1964-65	NR/6	H	L	79	80
1964-65	NR/10	A	L	81	106
1965-66		A	L	66	83
1965-66	NR/1	H	L	85	87
1966-67		A	L	61	85
1966-67	NR/14	H	W	73	68
1967-68		A	L	79	101
1967-68	NR/8	H	L	70	82
1967-68	NR/6	N	L	40	43

1968-69		A	L	70	96
1968-69		H	L	76	85
1969-70		H	L	88	92
1969-70		A	L	75	91
1970-71		H	L	56	82
1970-71		A	L	60	70
1971-72		A	L	69	71
1971-72		H	W	59	40
1972-73		A	L	73	75
1972-73		H	W	75	50
1973-74		A	L	50	63
1973-74		H	W	74	68
1974-75		A	L	72	75
1974-75	18/NR	H	W	100	66
1974-75	14/NR	N	W	78	76
1975-76		H	W	^102	96
1975-76		A	W	90	89
1976-77	17/NR	A	W	^80	73
1976-77	18/NR	H	W	67	63
1976-77	18/NR	N	W	82	74
1977-78		H	L	85	107
1977-78	NR/13	A	L	62	78
1977-78	NR/15	N	L	72	83
1978-79	NR/7	A	L	54	73
1978-79	NR/6	H	W	70	49
1979-80	18/1	H	W	^87	82
1979-80	12/17	A	L	^82	87
1980-81	19/NR	A	L	57	75
1980-81		H	W	^54	52
1981-82		H	L	44	50
1981-82		A	L	^^42	73
1982-83		A	L	96	99
1982-83		H	W	93	86
1983-84		H	L	65	67
1983-84		A	W	77	76
1984-85	NR/15	A	W	77	76
1984-85	NR/5	H	L	83	100
1984-85	NR/6	A	L	73	90
1985-86	NR/5	A	L	78	89
1985-86	NR/1	H	L	69	77
1986-87	10/12	H	L	^103	105
1986-87	13/17	A	L	59	65
1987-88	NR/5	A	L	63	101
1987-88	NR/9	H	W	79	77
1988-89	NR/8	A	L	62	92
1988-89	NR/9	H	W	79	74
1989-90	NR/5	A	L	80	94
1989-90	20/5	H	W	97	93
1990-91	NR/7	H	L	70	99
1990-91	NR/8	A	L	62	79
1991-92	NR/1	A	L	73	112
1991-92	NR/1	H	L	97	98
1992-93	NR/1	A	L	67	110
1992-93	NR/3	H	L	84	93
1993-94	NR/3	H	L	65	71
1993-94	NR/1	A	L	74	78
1993-94	NR/5	N	L	64	77
1994-95	NR/9	A	W	75	70
1994-95		H	W	51	44
1995-96	22/19	H	W	51	48
1995-96	24/NR	A	L	53	83
1996-97	5/10	H	W	^86	82
1996-97	8/6	A	L	77	84
1997-98	24/2	A	L	80	81
1997-98	NR/2	H	L	66	70
1997-98	NR/1	N	L	64	66
1998-99	NR/2	H	L	60	82
1998-99	NR/1	A	L	65	92
1999-00	NR/3	A	L	59	93
1999-00	NR/4	H	L	78	92
1999-00	NR/2	N	L	63	94
2000-01	NR/3	A	L	74	115
2000-01	NR/3	H	L	64	81
2001-02	NR/1	A	L	80	96
2001-02	NR/1	H	L	88	98
2002-03	NR/3	H	L	71	89
2002-03	NR/9	A	L	55	65
2003-04	NR/2	H	L	54	73
2003-04	NR/1	A	L	55	81
2004-05	NR/6	A	L	54	62
2005-06	NR/1	H	L	77	87
2006-07	17/10	A	L	66	68
2006-07	NR/17	H	L	66	71
2007-08	23/5	A	L	80	93
2007-08	NR/7	N	W	78	74
2008-09	10/3	H	W	74	47
2009-10	18/7	A	L	53	74
2009-10	16/6	H	L	47	60
2010-11	NR/4	A	L	59	70
2011-12	NR/6	H	L	66	73
2012-13	NR/1	A	L	40	68
2013-14	NR/13	H	W	72	59
2013-14	NR/6	N	L	62	63
2014-15	NR/4	A	L	56	78
2015-16	NR/6	H	W	68	63
2016-17	NR/18	A	L	62	64
2017-18	11/12	H	L	57	66
2018-19	NR/1	A	L	68	87
2019-20	NR/3	H	W	79	72
2020-21	NR/3	H	W	53	79
2021-22	NR/9	A	L	69	71
2021-22	NR/7	H	L	64	82
2022-23	NR/24	H	W	72	64

FLORIDA STATE (37-46)

at Clemson (24-13)
at Florida State (9-26)
at Neutral Site (4-7)

Year	Rank	Site	W/L	CU	Opp
1951-52		N	W	62	56
1955-56		N	W	94	76
1959-60		H	W	68	64
1960-61		A	L	57	74
1960-61		H	L	64	65
1961-62		A	W	^82	77
1961-62		H	W	75	69
1968-69		H	L	67	70
1969-70		A	L	80	122
1973-74		N	L	58	65
1976-77		H	W	108	92
1991-92	NR/23	A	L	90	102
1991-92	NR/16	H	W	68	67
1992-93	NR/22	H	L	71	89
1992-93	NR/9	A	L	92	102
1992-93	NR/10	N	W	87	75
1993-94		A	L	57	60
1993-94		H	L	71	79
1994-95		H	L	66	67
1994-95		A	L	57	62
1995-96	19/NR	A	L	62	75
1995-96		H	W	67	59
1996-97	5/NR	A	W	76	70
1996-97	8/NR	H	L	65	67
1997-98	24/17	H	W	86	65
1997-98		A	W	78	49
1998-99	25/NR	A	L	64	70
1998-99		H	W	78	45
1998-99		N	L	^85	87
1999-00		A	L	57	60
1999-00		H	W	84	58
2000-01		A	L	^84	88
2000-01		H	L	63	75
2000-01		N	W	66	64
2001-02		A	L	63	68
2001-02		H	W	87	78
2001-02		N	L	^84	91
2002-03		A	L	59	60
2002-03		H	W	74	60
2002-03		N	L	61	72
2003-04		H	W	53	48
2003-04		A	L	52	65
2004-05		A	W	56	54
2004-05		H	W	83	74
2005-06		H	W	61	55
2005-06		A	L	59	69
2006-07	18/NR	A	W	68	66
2006-07		H	W	71	58
2006-07		N	L	66	67
2007-08	18/NR	H	W	^97	85
2007-08		A	L	55	64
2008-09	10/NR	H	L	61	65
2008-09	12/NR	A	L	66	73
2009-10		H	W	77	67
2009-10					

2023-24 SERIES SCORES

2008-09	13/NR	A	W	81	73
2008-09	17/NR	N	L	81	86
2009-10	16/18	A	L	64	66
2009-10		H	W	91	80
2010-11		H	W	87	62
2010-11		A	W	65	56
2011-12		H	W	64	62
2011-12		A	W	56	37
2012-13		H	W	63	60
2012-13		A	W	56	53
2013-14		H	W	45	41
2013-14		A	W	63	55
2013-14		N	W	^69	65
2014-15		A	L	52	63
2014-15		H	W	70	63
2015-16		H	W	66	52
2015-16		A	L	73	75
2015-16		N	L	^85	88
2016-17		A	L	63	75
2016-17		H	W	74	62
2017-18	18/NR	A	W	72	70
2017-18	15/NR	H	W	75	67
2018-19		H	W	72	60
2018-19		A	W	65	42
2019-20		A	L	59	68
2019-20		H	L	62	65
2020-21		A	L	65	83
2020-21		H	W	74	72
2021-22		A	L	64	69
2021-22		H	W	68	65
2022-23		A	W	79	66
2022-23	24/NR	H	W	72	51

LOUISVILLE (5-9)

at Clemson (5-1)
at Louisville (0-8)
at Neutral Site (0-0)

Year	Rank	Site	W/L	CU	Opp	
1973-74		H	L	70	74	
1974-75		A	L	75	90	
2005-06		A	L	68	74	
2014-15		NR/5	A	L	52	58
2015-16		NR/16	H	W	66	62
2016-17		NR/11	A	L	60	62
2017-18		25/NR	H	W	^74	99
2018-19		A	L	55	56	
2019-20		NR/6	A	L	62	80
2019-20		NR/5	H	W	77	62
2020-21		H	W	54	50	
2021-22		A	L	61	70	
2022-23		H	W	83	70	
2022-23		A	L	73	83	

MIAMI (FLA.) (16-16)

at Clemson (9-4)
at Miami (3-10)
at Neutral Site (4-2)

Year	Rank	Site	W/L	CU	Opp	
1955-56		N	W	98	96	
1958-59		N	W	66	61	
1966-67		N	W	^73	64	
1994-95		H	W	75	55	
1995-96		A	W	^66	52	
2001-02		N	L	65	67	
2004-05		A	L	65	69	
2004-05		H	L	77	83	
2005-06		A	L	38	62	
2005-06		N	L	63	66	
2006-07		H	W	74	70	
2007-08		25/NR	A	L	72	75
2007-08		H	W	79	69	
2008-09		25/NR	A	W	91	72
2009-10		H	W	74	66	
2010-11		H	W	79	72	
2010-11		A	W	63	59	
2011-12		A	L	73	76	
2012-13		NR/3	H	L	43	45
2012-13		NR/6	A	L	49	62
2013-14		H	W	58	54	
2014-15		A	L	45	56	
2015-16		NR/8	H	W	76	65
2016-17		A	L	65	71	
2017-18		19/NR	H	W	72	63
2018-19		A	L	64	65	
2019-20		H	L	^68	73	
2019-20		N	W	69	64	
2020-21		A	W	66	65	
2020-21		N	L	64	67	
2021-22		A	L	75	80	
2022-23		20/23	H	L	74	78

NORTH CAROLINA (23-135)

at Clemson (18-41)
at North Carolina (1-60)
at Neutral Site (4-34)

Year	Rank	Site	W/L	CU	Opp
1925-26		A	L	24	48
1933-34		A	L	26	38
1935-36		A	L	23	24
1935-36		H	L	^34	35
1937-38		A	L	34	44
1938-39		N	W	44	43
1939-40		H	L	^41	39

1939-40		A	L	30	47	
1939-40		N	L	41	50	
1940-41		A	L	53	76	
1941-42		H	L	34	54	
1942-43		A	L	32	52	
1951-52		A	L	59	65	
1951-52		H	W	77	69	
1952-53		A	L	56	82	
1952-53		H	L	80	91	
1953-54		A	L	48	85	
1953-54		H	L	56	72	
1954-55		A	L	66	99	
1954-55		H	L	87	95	
1955-56		A	L	58	73	
1955-56		NR/9	H	L	^99	103
1956-57		N	L	75	94	
1956-57		NR/2	A	L	54	86
1956-57		NR/13	N	L	61	81
1957-58		A	L	55	79	
1957-58		NR/6	H	L	81	90
1957-58		NR/13	N	L	51	62
1958-59		A	L	67	83	
1958-59		NR/2	N	L	46	60
1958-59		NR/5	N	L	69	93
1959-60		NR/11	H	L	54	73
1959-60		NR/19	N	L	80	85
1960-61		NR/5	A	L	46	77
1960-61		NR/7	N	L	55	61
1961-62		H	L	52	54	
1961-62		N	L	59	69	
1962-63		A	L	48	64	
1962-63		N	L	63	79	
1963-64		H	W	^66	64	
1963-64		N	W	^97	90	
1964-65		A	L	59	77	
1964-65		N	L	84	86	
1965-66		H	W	84	74	
1965-66		N	L	66	70	
1966-67		A	L	65	76	
1966-67		NR/4	N	W	92	88
1967-68		NR/3	H	L	83	115
1967-68		NR/3	N	L	74	96
1968-69		NR/2	A	L	69	90
1968-69		NR/2	N	L	81	107
1968-69		NR/4	N	L	70	94
1969-70		NR/7	H	L	91	96
1969-70		NR/10	N	L	66	110
1970-71		NR/15	A	L	72	92
1970-71		NR/11	N	L	48	86
1970-71		NR/13	N	L	41	76
1971-72		NR/3	H	L	61	81
1971-72		NR/3	N	L	50	73
1972-73		NR/7	A	L	58	92
1972-73		NR/6	N	L	69	84
1973-74		NR/5	H	L	90	102
1973-74		NR/4	A	L	60	61
1974-75		NR/15	A	L	72	74
1974-75		NR/10	H	W	80	72
1974-75		14/12	N	L	^71	76
1975-76		NR/6	H	L	64	83
1975-76		NR/4	A	L	64	79
1975-76		NR/4	N	L	74	82
1976-77		16/6	N	L	63	91
1976-77		19/4	H	W	93	73
1977-78		NR/2	H	L	^77	79
1977-78		NR/3	A	L	64	98
1978-79		NR/3	N	L	68	90
1978-79		NR/2	H	W	66	61
1979-80		NR/6	H	W	93	76
1979-80		12/13	A	L	70	73
1980-81		NR/12	H	L	47	61
1980-81		NR/13	A	L	61	75
1981-82		NR/2	A	L	72	77
1981-82		NR/2	H	L	49	55
1982-83		NR/1	H	L	81	84
1982-83		NR/11	A	L	80	93
1982-83		NR/5	N	L	79	105
1983-84		NR/1	A	L	75	97
1983-84		NR/1	H	L	71	82
1983-84		NR/1	N	L	66	78
1984-85		NR/11	H	W	52	50
1984-85		NR/13	A	L	50	84
1985-86		NR/1	H	L	67	85
1985-86		NR/1	H	L	64	79
1986-87		14/1	H	L	99	108
1986-87		10/3	A	L	80	96
1987-88		NR/8	H	L	64	88
1987-88		NR/9	A	L	52	88
1988-89		NR/8	H	W	85	82
1988-89		NR/5	A	L	86	100
1989-90		A	L	60	83	
1989-90		23/NR	H	W	69	61
1990-91		NR/9	H	L	77	90
1990-91		NR/6	A	L	57	73
1990-91		NR/7	N	L	59	67
1991-92		NR/8	A	L	69	103
1991-92		NR/4	H	L	72	80
1992-93		NR/5	H	L	72	82
1992-93		NR/3	A	L	67	80
1993-94		NR/1	A	L	62	106
1993-94		NR/2	H	W	77	69
1994-95		18/2	H	L	66	83

1994-95	NR/2	A	L	39	66
1994-95	NR/3	N	L	62	78
1995-96	16/10	A	L	53	86
1995-96	NR/17	H	L	48	53
1995-96	NR/20	N	W	75	73
1996-97	2/19	A	L	48	61
1996-97	12/8	H	L	69	76
1997-98	21/1	H	L	70	73
1997-98	NR/2	A	L	79	88
1998-99	14/9	A	L	53	69
1998-99	NR/9	H	W	78	63
1999-00	NR/14	A	L	45	65
1999-00	NR/6	H	L	60	73
2000-01	NR/6	A	L	65	92
2000-01	NR/1	H	W	75	65
2000-01	NR/6	N	L	81	99
2001-02		H	L	69	87
2001-02		A	L	78	96
2002-03		A	L	66	68
2002-03		H	W	80	77
2003-04	NR/12	H	W	81	72
2003-04	NR/14	A	L	53	69
2004-05	NR/6	H	L	58	77
2004-05	NR/4	A	L	56	88
2004-05	NR/2	N	L	81	88
2005-06		A	L	61	76
2006-07	16/4	H	L	77	55
2007-08	19/1	H	L	^88	90
2007-08	NR/3	A	L	^93	103
2007-08	NR/1	N	L	81	86
2008-09	9/5	A	L	70	94
2009-10	19/12	H	W	83	64
2010-11		A	L	65	75
2010-11	NR/20	H	L	62	64
2010-11	NR/6	N	L	^87	92
2011-12	NR/7	A	L	52	74
2012-13		H	L	59	68
2013-14		A	L	61	80
2014-15	NR/19	H	L	50	74
2015-16	NR/7	A	L	69	80
2016-17	NR/14	H	L	^86	89
2017-18	20/15	A	L	79	87
2017-18	20/19	H	W	82	78
2018-19		H	L	79	81
2019-20		A	W	^79	76
2020-21		H	W	63	50
2021-22		H	L	77	79
2022-23					

2023-24 SERIES SCORES

2009-10	N	L	57	59
2010-11	H	W	60	50
2010-11	A	L	61	69
2011-12	H	W	^72	62
2012-13	NR/14	A	L	66
2012-13	H	L	57	58
2013-14	H	W	73	56
2014-15	A	W	68	57
2014-15	H	L	61	66
2015-16	A	L	74	77
2016-17	H	W	78	74
2016-17	N	W	75	61
2017-18	H	W	78	62
2017-18	19/NR	A	L	77
2017-18	A	L	77	78
2018-19	A	L	67	69
2018-19	N	L	58	59
2019-20	H	W	81	70
2019-20	A	L	54	60
2020-21	H	W	^74	70
2021-22	A	W	70	65
2021-22	N	W	70	64
2022-23	H	W	78	64
2022-23	A	W	96	71
2022-23	N	W	80	64

NOTRE DAME (3-8)

at Clemson (2-4)
at Notre Dame (1-4)
at Neutral Site (0-0)

Year	Rank	Site	W/L	CU	Opp
2013-14		A	L	^64	68
2014-15	NR/10	H	L	58	60
2014-15	NR/11	A	L	67	81
2015-16		H	L	83	89
2016-17	NR/21	A	L	70	75
2017-18	20/NR	H	W	67	58
2018-19		A	W	64	62
2019-20		H	L	57	61
2021-22		A	L	56	72
2021-22		H	L	61	76
2022-23		H	W	87	64

PITTSBURGH (10-3)

at Clemson (6-1)
at Pittsburgh (4-1)
at Neutral Site (0-1)

Year	Rank	Site	W/L	CU	Opp
1958-59		N	L	50	60
2013-14	NR/19	A	L	43	76
2013-14		H	L	^78	83
2014-15		A	W	71	62
2015-16	NR/23	H	W	73	60
2016-17		A	W	67	60
2017-18	16/NR	H	W	72	48
2018-19		H	W	82	69
2018-19		A	W	62	48
2019-20		H	W	72	52
2020-21		H	W	77	62
2021-22		H	W	75	48
2022-23		A	W	75	74

RADFORD (4-0)

at Clemson (4-0)
at Radford (0-0)
at Neutral Site (0-0)

Year	Rank	Site	W/L	CU	Opp
1989-90		H	W	114	76
1998-99	24/NR	H	W	70	37
2003-04		H	W	74	58
2018-19		H	W	74	66

SOUTH CAROLINA (80-92)

at Clemson (48-33)
at South Carolina (29-56)
at Neutral Site (3-3)

Year	Rank	Site	W/L	CU	Opp
1912-13		A	L	18	39
1913-14		A	L	16	29
1914-15		A	W	37	29
1915-16		A	L	20	41
1916-17		A	L	19	34
1916-17		H	W	59	23
1919-20		H	W	38	15
1920-21		H	W	44	16
1920-21		A	W	24	10
1922-23		H	W	27	19
1923-24		H	L	16	30
1924-25		A	L	18	35
1925-26		A	W	38	35
1925-26		H	L	20	36
1926-27		A	L	26	33
1926-27		A	L	11	37
1926-27		H	L	23	48
1927-28		H	W	38	33
1927-28		A	W	^48	46
1928-29		A	L	^24	27
1928-29		A	W	17	12
1929-30		H	W	47	24
1931-32		A	W	^24	22
1931-32		A	L	23	31
1931-32		H	W	31	22
1931-32		H	L	22	24

1932-33	A	L	26	47	
1932-33	H	L	20	28	
1933-34	H	L	15	41	
1933-34	A	L	17	42	
1933-34	A	L	18	41	
1934-35	A	L	30	38	
1934-35	H	W	22	16	
1935-36	H	W	31	30	
1935-36	A	W	43	30	
1936-37	A	L	^30	32	
1936-37	H	W	31	29	
1937-38	A	W	54	38	
1937-38	H	W	58	39	
1938-39	A	W	38	16	
1938-39	H	W	43	16	
1939-40	A	W	37	32	
1939-40	H	W	56	25	
1940-41	A	L	31	50	
1940-41	H	L	39	40	
1941-42	A	L	35	62	
1941-42	H	L	24	38	
1942-43	A	L	30	48	
1942-43	H	L	40	42	
1943-44	H	L	37	66	
1943-44	A	L	31	57	
1944-45	H	L	34	58	
1944-45	A	L	38	76	
1944-45	N	L	24	55	
1945-46	H	W	47	42	
1945-46	A	L	41	51	
1946-47	A	L	39	73	
1946-47	H	L	55	73	
1947-48	H	L	54	73	
1947-48	A	L	57	59	
1948-49	H	L	48	51	
1948-49	A	L	49	82	
1949-50	H	L	56	66	
1949-50	A	L	40	43	
1950-51	H	L	61	76	
1950-51	A	W	78	72	
1951-52	A	L	65	71	
1951-52	H	W	78	64	
1952-53	A	W	74	63	
1952-53	H	L	67	71	
1953-54	A	L	57	65	
1953-54	H	L	61	64	
1954-55	H	L	87	90	
1954-55	A	L	68	85	
1955-56	N	W	94	87	
1955-56	A	L	79	94	
1955-56	H	L	83	89	
1956-57	H	W	79	71	
1956-57	N	L	85	113	
1957-58	N	W	85	65	
1957-58	H	L	67	74	
1957-58	H	L	60	61	
1958-59	N	W	55	49	
1958-59	H	L	69	83	
1958-59	A	W	^58	56	
1959-60	H	W	74	69	
1959-60	A	L	65	66	
1960-61	A	W	71	63	
1960-61	H	W	93	72	
1961-62	A	L	74	86	
1961-62	H	L	81	87	
1962-63	H	W	80	61	
1962-63	A	L	45	51	
1963-64	A	L	56	67	
1963-64	H	W	63	50	
1964-65	H	W	94	87	
1964-65	A	W	72	67	
1965-66	A	L	48	57	
1965-66	H	W	86	82	
1965-66	N	L	52	60	
1966-67	A	W	80	68	
1966-67	H	W	73	57	
1967-68	H	L	71	93	
1967-68	A	L	74	89	
1968-69	A	L	62	77	
1968-69	H	L	79	106	
1969-70	NR/3	H	L	76	97
1969-70	NR/2	A	L	52	99
1969-70	NR/3	N	L	33	34
1970-71	NR/2	A	L	53	81
1970-71	NR/7	H	L	44	47
1971-72	NR/8	H	L	58	62
1971-72	NR/8	A	L	64	77
1977-78	A	L	66	72	
1977-78	H	W	79	58	
1978-79	A	W	70	65	
1978-79	H	W	74	64	
1979-80	H	W	93	73	
1979-80	A	W	61	60	
1980-81	A	W	82	69	
1980-81	H	W	115	91	
1981-82	H	W	67	65	
1981-82	A	L	86	94	
1982-83	A	L	77	94	
1982-83	H	W	86	81	
1983-84	H	W	72	71	
1983-84	A	W	61	59	
1984-85	A	L	66	71	

1984-85	H	W	98	81
1985-86	H	W	^73	66
1985-86	A	L	64	65
1986-87	A	W	71	65
1986-87	12/NR	H	W	74
1987-88	H	W	69	65
1987-88	A	L	63	75
1988-89	A	L	70	90
1988-89	H	W	78	65
1989-90	17/NR	H	W	83
1989-90	A	L	53	54
1990-91	A	L	53	58
1991-92	H	W	55	52
1992-93	A	W	^89	84
1993-94	H	L	88	91
1994-95	A	W	83	59
1995-96	H	W	72	58
1996-97	8/NR	A	W	58
1997-98	25/6	H	W	62
1998-99	A	W	70	66
1999-00	H	W	61	58
2000-01	A	L	64	76
2001-02	H	L	59	81
2002-03	A	L	59	76
2003-04	H	L	61	76
2004-05	A	W	^63	62
2005-06	H	W	82	63
2006-07	A	W	74	53
2007-08	18/NR	H	W	85
2008-09	16/NR	A	W	98
2009-10	18/NR	H	W	72
2010-11	A	L	60	64
2011-12	H	L	55	58
2012-13	A	W	64	55
2013-14	H	W	71	57
2014-15	A	L	45	68
2015-16	NR/25	H	L	59
2016-17	NR/20	A	W	62
2017-18	H	W	64	48
2018-19	A	W	78	68
2019-20	H	L	54	67
2021-22	H	W	70	56
2022-23	A	L	58	60

SYRACUSE (8-6)

at Clemson (6-1)
at Syracuse (1-5)
at Neutral Site (1-0)

Year	Rank	Site	W/L	CU	Opp
1960-61		N	W	78	67
2006-07		H	W	74	70
2013-14	NR/1	A	L	44	57
2014-15		H	W	66	53
2015-16		A	W	^74	73
2016-17		H	L	81	82
2017-18	18/NR	A	L	52	55
2018-19		A	L	53	61
2018-19		H	W	67	55
2019-20		H	W	71	70
2020-21		H	W	78	61
2020-21		A	L	54	64
2021-22		A	L	78	91
2022-23		H	W	91	73

TCU (3-0)

at Clemson (1-0)
at TCU (0-0)
at Neutral Site (2-0)

Year	Rank	Site	W/L	CU	Opp
1977-78		H	W	125	62
2008-09		N	W	70	58
2019-20		N	W	^62	60

VIRGINIA (54-83)

at Clemson (35-27)
at Virginia (18-47)
at Neutral Site (1-9)

Year	Rank	Site	W/L	CU	Opp
1935-36		A	W	45	34
1954-55		H	L	94	100
1954-55		A	L	68	106
1955-56		H	W	75	73
1955-56		A	L	85	96
1956-57		H	W	^84	81
1956-57		A	L	71	85
1957-58		H	L	^85	88
1957-58		A	L	59	74
1958-59		H	W	70	63
1958-59		A	L	61	69

2023-24 SERIES SCORES

2016-17	NR/18	H	L	73	77
2017-18	18/2	A	L	36	61
2017-18	19/1	N	L	58	64
2018-19	NR/4	H	L	43	63
2019-20		A	L	44	51
2020-21		H	L	50	85
2021-22		A	W	67	50
2021-22		H	L	65	75
2022-23	NR/13	A	L	57	64
2022-23	NR/13	N	L	56	76

VIRGINIA TECH (19-23)

at Clemson (12-7)
at Virginia Tech (7-14)
at Neutral Site (0-2)


Year	Rank	Site	W/L	CU	Opp
1924-25		H	L	13	27
1935-36		A	W	46	32
1965-66		A	L	62	72
1965-66		H	L	87	90
1966-67		A	W	70	68
1967-68		H	L	78	101
1968-69		A	L	75	86
1969-70		H	W	87	79
1970-71		A	L	66	76
1970-71		H	W	56	53
1971-72		H	W	85	73
1971-72		A	L	44	48
1994-95		A	L	54	62
2004-05		A	L	57	59
2004-05		H	W	66	64
2005-06		H	L	^74	75
2005-06		A	W	86	81
2006-07	NR/21	A	W	75	74
2007-08		H	W	70	69
2008-09	11/NR	A	W	86	82
2008-09	12/NR	H	L	77	80
2009-10		A	L	59	70
2010-11		H	W	69	60
2011-12		A	L	65	67
2011-12		H	W	58	56
2011-12		N	L	63	68
2012-13		H	W	77	70
2012-13		A	L	61	69
2013-14		A	W	56	49
2014-15		H	W	75	54
2015-16		A	L	57	60
2016-17		H	L	81	82
2016-17		A	L	70	71
2017-18	15/NR	A	L	58	65
2018-19	NR/11	H	W	59	51
2019-20		H	L	60	67
2019-20		A	L	58	70
2020-21		A	L	60	66
2021-22		H	W	63	59
2021-22		N	L	^75	76
2022-23		A	W	68	65
2022-23	19/NR	H	W	51	50

WAKE FOREST (66-101)

at Clemson (44-36)
at Wake Forest (17-55)
at Neutral Site (5-10)

Year	Rank	Site	W/L	CU	Opp
1925-26		A	L	34	40
1936-37		H	L	36	53
1936-37		H	L	27	29
1937-38		A	W	42	33
1937-38		H	W	46	40
1938-39		H	L	38	39
1938-39		A	L	38	44
1938-39		N	W	30	28
1939-40		H	W	30	28
1939-40		A	L	39	53
1940-41		A	L	35	42
1940-41		H	W	54	53
1941-42		A	L	40	58
1941-42		H	L	37	52
1942-43		H	L	56	71
1946-47		H	L	43	58
1946-47		A	L	51	67
1947-48		A	L	48	68
1947-48		H	L	59	66
1948-49		A	L	50	58
1948-49		H	W	59	57
1949-50		H	L	58	66
1949-50		A	L	52	65
1950-51		A	L	^72	73
1950-51		H	W	57	47
1951-52		A	W	68	63
1951-52		H	W	^85	84
1952-53		H	L	66	93
1952-53		A	L	56	87
1953-54		H	L	69	101
1953-54		A	L	57	98
1954-55		A	L	65	120
1954-55		H	L	79	100
1955-56		N	L	79	98
1955-56		H	L	103	104
1955-56		A	L	87	108
1956-57	NR/13	A	L	70	81
1956-57	NR/10	H	L	72	93

1957-58		A	W	81	72
1957-58		H	W	86	76
1958-59		A	L	47	57
1958-59		H	W	58	51
1959-60	NR/12	A	L	62	77
1959-60		H	L	64	83
1959-60	NR/18	N	L	59	74
1960-61		A	L	59	81
1960-61		H	L	65	86
1961-62		A	L	54	81
1961-62		H	L	82	83
1961-62	NR/16	N	L	66	77
1962-63		A	L	62	80
1962-63		H	W	71	70
1963-64		A	W	87	61
1963-64		H	L	73	75
1963-64		N	L	64	86
1964-65		A	L	75	82
1964-65		H	W	84	65
1965-66		A	W	72	71
1965-66		H	W	104	89
1966-67		A	L	80	90
1966-67		H	W	70	68
1966-67		N	L	^61	63
1967-68		H	W	70	67
1967-68		A	W	78	66
1968-69		A	L	84	100
1968-69		H	L	^104	112
1969-70		A	L	71	97
1969-70		H	W	105	95
1970-71		A	L	57	74
1970-71		H	L	54	64
1971-72		A	L	51	59
1971-72		H	L	63	70
1972-73		H	W	86	61
1972-73		A	L	55	58
1973-74		A	L	65	74
1973-74		H	W	74	73
1974-75		H	W	80	77
1974-75	18/NR	A	W	71	54
1975-76	NR/5	A	W	86	81
1975-76		H	L	77	84
1975-76		N	W	76	63
1976-77	17/7	H	L	82	84
1976-77	15/4	A	W	70	66
1977-78		N	L	^90	91
1977-78	NR/14	H	W	91	81
1978-79		H	W	^71	66
1978-79		N	W	85	74
1979-80	18/NR	A	L	83	86
1979-80	16/NR	H	W	86	69
1980-81	20/6	A	L	71	73
1980-81	NR/11	H	W	81	71
1980-81	NR/11	N	L	71	80
1981-82		H	L	54	68
1981-82	NR/16	A	L	76	94
1982-83		A	L	76	89
1982-83		H	L	82	86
1983-84	NR/15	H	L	^72	76
1983-84	NR/13	A	L	57	68
1984-85		A	L	61	83
1984-85		H	W	80	65
1985-86		H	W	91	64
1985-86		A	W	46	43
1986-87	20/NR	A	W	^91	88
1986-87	10/NR	H	W	87	71
1986-87	13/NR	N	L	62	69
1987-88		H	W	75	62
1987-88		A	L	73	79
1988-89		A	W	75	71
1988-89		H	W	94	83
1989-90		H	W	76	57
1989-90		A	W	89	75
1989-90	17/NR	N	W	79	70
1990-91		H	L	^88	93
1990-91		A	L	55	81
1991-92	NR/20	H	L	58	73
1991-92		A	L	48	60
1992-93		A	L	56	74
1992-93		H	W	76	74
1993-94		H	W	75	68
1993-94		A	L	69	80
1994-95	NR/16	A	L	60	69
1994-95	NR/12	H	L	52	64
1995-96	19/6	H	W	55	41
1995-96	NR/10	A	L	48	68
1995-96	NR/12	N	L	60	68
1996-97	2/4	H	L	62	65
1996-97	7/2	A	L	49	55
1997-98	24/NR	A	L	66	70
1997-98		H	W	71	46
1997-98		N	W	75	56
1998-99	21/NR	H	L	61	64
1998-99		A	L	69	79
1999-00		H	L	53	67
1999-00		A	L	63	79
2000-01	NR/10	A	L	63	71
2000-01	NR/24	H	L	60	92
2001-02	NR/19	A	L	55	96
2001-02		H	W	^118	115
2002-03	NR/17	H	L	60	81
2002-03	NR/12	A	L	68	80



CLEMSON IS 7-5 ALL-TIME AGAINST SYRACUSE, INCLUDING A 74-70 THRILLER IN THE 2007 NIT.

2003-04	NR/5	A	L	63	78
2003-04	NR/20	H	L	67	82
2004-05	NR/3	H	L	68	103
2005-06		H	W	^74	73
2005-06		A	L	^68	74
2006-07		A	L	65	67
2007-08	25/NR	H	W	^80	75
2008-09	9/2	H	L	68	78
2008-09	18/10	A	L	88	96
2009-10		A	L	65	70
2010-11		H	W	63	49
2011-12		H	W	71	60
2011-12		A	W	78	58
2012-13		H	W	60	44
2013-14		H	W	61	53
2013-14		A	L	57	62
2014-15		H	W	59	57
2015-16		A	W	76	62
2016-17		A	W	73	68
2016-17		H	W	95	83
2017-18	20/NR	A	W	75	67
2018-19		H	W	64	37
2019-20		H	W	71	68
2019-20		A	L	44	56
2020-21		A	W	60	39
2021-22		H	W	80	69
2022-23		H	W	77	57
2022-23	19/NR	A	L	77	87

Note: Rank signifies Clemson/opponent poll position heading into the game; ^ - Denotes one overtime period.


WINTHROP (9-2)

at Clemson (8-2)
at Winthrop (1-0)
at Littlejohn Coliseum (8-2)
at Neutral Site (0-0)

Year	Rank	Site	W/L	CU	Opp
1984-85		H	W	100	55
1986-87	14/NR	H	W	96	69
1994-95		H	W	98	71
1995-96		A	W	79	63
1999-00		H	W	64	59
2000-01		H	W	69	59
2001-02		H	L	61	66
2002-03		H	W	78	61
2009-10	19/NR	H	W	102	66
2011-12		H	W	60	40
2014-15		H	L	74	77



2023-24 SERIES SCORES



BUTCH ZATEZALO'S 46 POINTS AGAINST WAKE FOREST IN 1969 TIED FOR THE THIRD-BEST SCORING EFFORT IN A GAME BY A CLEMSON PLAYER.



THE TIGERS WON FOUR STRAIGHT AT HOME OVER VIRGINIA TECH, STARTING IN 2011.



LAST TIME IT HAPPENED

BY A TEAM

THREE 20-POINT SCORERS, SAME GAME

By Clemson - Vernon Hamilton (24), Akin Akingbala (22) and Shawan Robinson (22) vs. Georgia Tech at Littlejohn Coliseum on March 4, 2006 (Clemson 95, Georgia Tech 82).

By Opponent - Michael Devoe (22), Jordan Usher (21) and Moses Wright (21) for Georgia Tech at McCamish Pavilion on Jan. 20, 2021 (Georgia Tech 83, Clemson 65)

SIX DOUBLE-FIGURE SCORERS, SAME GAME

By Clemson - Alex Hemenway (17), David Collins (14), Hunter Tyson (13), Al-Amir Dawes (13), PJ Hall (13) and Naz Bohannon (10) vs. Miami (Ohio) in Littlejohn Coliseum in Clemson, S.C. on Dec. 14, 2021 (Clemson 89, Miami (Ohio) 76).

By Opponent - Dahntay Jones (10), Mike Dunleavy (15), Carlos Boozer (23), Chris Duhon (13), Jason Williams (19) and Daniel Ewing (14) for Duke on Dec. 2, 2001 (Duke 96, Clemson 80).

SEVEN DOUBLE-FIGURE SCORERS, SAME GAME

By Clemson - Devin Gray (17), Steve Harris (15), Corey Wallace (15), David Young (15), Sharone Wright (14), Andre Bovain (12) and Chris Whitney (11) vs. Morehead State at Littlejohn Coliseum on Nov. 30, 1991 (Clemson 114, Morehead State 69).

By Opponent - Cornel Parker (20), Junior Burrough (15), Ted Jeffries (14), Corey Alexander (13), Jason Williford (12), Doug Smith (11) and Yuri Barnes (11) of Virginia at Charlottesville on Jan. 13, 1993 (Virginia 100, Clemson 82).

SCORED 100 POINTS

By Clemson - Scored 101 points vs. Penn State on Nov. 29, 2022. The Tigers scored 30 points in two overtime periods. (Clemson 101, Penn State 94)

By Opponent - 109 by Florida State on Feb. 5, 2017 (Florida State 109, Clemson 61).

SCORED 100 POINTS AWAY FROM HOME

By Clemson - Scored 100 points vs. The Citadel in season opener of 2018-19 season. The win was Head Coach Brad Brownell's 150th as coach at Clemson (Clemson 100, The Citadel 80).

By Opponent - 115 by Wake Forest at Clemson on Feb. 13, 2002 (Clemson 118, Wake Forest 115 2OT).

SCORED 100 POINTS, YET LOST GAME

By Clemson - Scored 108 points in 111-108 loss to Georgia Tech at Clemson on Jan. 24, 2001.

By Opponent - Wake Forest scored 115 in a 118-115 Clemson win at Clemson on Feb. 13, 2002 (2OT).

SCORED 110 POINTS

By Clemson - Scored 118 vs. Wake Forest at Littlejohn Coliseum on Feb. 13, 2002 (2OT).

By Opponent - 115 by Wake Forest at Clemson on Feb. 13, 2002 (Clemson 118, Wake Forest 115 2OT).

SCORED 120 POINTS

By Clemson - Scored 120 vs. Charleston Southern at North Charleston Coliseum on Dec. 1, 1993 (Clemson 120, Charleston Southern 103).

By Opponent - Scored 122 by Florida State at Tallahassee, Fla., on Jan. 22, 1970 (Florida State 122, Clemson 80).

50-POINT VICTORY

By Clemson - +53 in a 93-40 win over Wofford at Littlejohn Coliseum on Nov. 19, 2008.

By Opponent - +55 by Wake Forest in a 120-65 contest in Winston-Salem, N.C., on Feb. 10, 1955.

MADE 50 FIELD GOALS

By Clemson - 50 (79 attempts) vs. Bowling Green at Littlejohn Coliseum on Nov. 27, 1981 (Clemson 109, Bowling Green 91).

By Opponent - 50 (105 attempts) by Florida State at Tallahassee, Fla., on Jan. 22, 1970 (Florida State 122, Clemson 80).

SHOT 65 PERCENT FROM THE FIELD

By Clemson - Clemson made 68.9 percent of its field goal attempts (31-45) at Boston College on Feb. 22, 2020 at Conte Forum (Clemson 82, Boston College 64).

By Opponent - 66.1 percent (41-62) by Florida State on Feb. 5, 2017 at the Tucker Center in Tallahassee, Fla. (Florida State 109, Clemson 61).

SHOT 90 PERCENT FROM THE FOUL LINE

(Min. 15 Attempts)

By Clemson - 94.7 percent (18-19) against Miami (Fla.) at Greensboro Coliseum in Greensboro, N.C. on March 11, 2020 (Clemson 69, Miami (Fla.) 64)

By Opponent - 94.1 percent (14-17) by Virginia Tech at Littlejohn Coliseum in Clemson, S.C. on Jan. 22, 2017 (Virginia Tech 82, Clemson 81).

A +30 REBOUND MARGIN

By Clemson - +30 (52-22) vs. Wagner at Littlejohn Coliseum on Dec. 10, 1988 (Clemson, 79, Wagner 36).

By Opponent - +34 (74-40) by Florida State in Tallahassee, Fla., on Jan. 22, 1970 (Florida State 122, Clemson 80).

A TEAM HANDED OUT 30 ASSISTS

By Clemson - 30 vs. Coppin State at Littlejohn Coliseum on Nov. 21, 2005 (Clemson 102, Coppin State 71).

By Opponent - 35 by Georgia Tech at Alexander Memorial Coliseum on Feb. 1, 1968 (Georgia Tech 99, Clemson 64).

TEAM ATTEMPTED 50 FREE THROWS

By Clemson - 52 (made 32) vs. Georgia State at Littlejohn Coliseum on Jan. 15, 1990 (Clemson 117, Georgia State 59).

By Opponent - 59 (made 41) by North Carolina vs. Clemson in Chapel Hill, N.C., on Jan. 28, 1998. FT attempt total was a record including two ACC teams. Clemson ended the game with four players on the court (North Carolina 88, Clemson 79).

TEAM MADE 35 FREE THROWS

By Clemson - 38 (attempted 45) vs. Mercer at Littlejohn Coliseum on Dec. 30, 1993 (Clemson 87, Mercer 69).

By Opponent - 38 (attempted 46) by Virginia Tech in Blacksburg, Va. on Feb. 6, 2010 (Virginia Tech 70, Clemson 59).

BY INDIVIDUAL PLAYERS

SCORED 30 POINTS

By Clemson - 31 by Hunter Tyson against NC State (9-13 field goals, 4-5 3pt FGs, 9-9 free throws) at Littlejohn Coliseum in Clemson, S.C., on Dec. 30, 2022 (Clemson 78, NC State 64).

By Opponents - 36 by Ty-Shon Alexander of Creighton on 9-16 field goals, 7-12 3pt FGs, and 11-11 free throws on Nov. 21, 2018 at John Gray Gym in Grand Cayman, Cayman Islands (Creighton 87, Clemson 82)

SCORED 35 POINTS

By Clemson - 36 by Edward Scott vs. Florida State at Clemson on Feb. 23, 2002. Scott made 12-24 FGs, 5-6 on 3pt FGs, and 7-8 free throws (Clemson 87, Florida State 78).

By Opponent - 36 by Ty-Shon Alexander of Creighton on 9-16 field goals, 7-12 3pt FGs, and 11-11 free throws on Nov. 21, 2018 at John Gray Gym in Grand Cayman, Cayman Islands (Creighton 87, Clemson 82)

SCORED 40 POINTS

By Clemson - 41 by Will Solomon vs. Georgia Tech at Clemson on Jan. 24, 2001. Solomon made 13-22 FGs, 7-12 on 3pt FGs and 8-9 free throws (Georgia Tech 111, Clemson 108).

By Opponent - 40 by Harrison Barnes of North Carolina on 12-17 field goals (6-8 on three-pointers, 10-11 on free throws) against Clemson in the semifinals of the ACC Tournament at Greensboro Coliseum on March 12, 2011 (North Carolina 92, Clemson 87 in OT).



VERNON HAMILTON AND AKIN AKINGBALA WERE TWO OF CLEMSON'S THREE 20-POINT SCORERS THE LAST TIME IT HAPPENED IN THE SAME GAME, VERSUS GEORGIA TECH IN 2006.



LAST TIME IT HAPPENED



GABE DeVoe POSTED 18 POINTS IN JUST SIX MINUTES AS A FRESHMAN AGAINST NC STATE IN 2015.

TWO PLAYERS, 30 POINTS

By Clemson - Tony Stockman and Edward Scott each scored 30 points versus Wake Forest at Littlejohn Coliseum on Feb. 13, 2002 (Clemson 118, Wake Forest 115 in 2 OT).

By Opponent - Gene Banks (31) and Mike Gminski (30) for Duke in Clemson's overtime win over the No. 1 Blue Devils at Littlejohn Coliseum on Jan. 9, 1980 (Clemson 87, Duke 82 OT).

MORE POINTS THAN MINUTES PLAYED

(Min. 15 Points Scored)

By Clemson - Gabe DeVoe scored 18 points in six minutes versus NC State on March 3, 2015 (NCSU 66, Clemson 61).

By Opponent - Zion Williamson of Duke scored 25 points in 22 minutes at Cameron Indoor Stadium on Jan. 5, 2019 (Duke 87, Clemson 68).

SCORED 15 FIELD GOALS

By Clemson - 15 by Horace Grant vs. Furman at Littlejohn Coliseum on Jan. 14, 1987 (Clemson 94, Furman 77).

By Opponent - 16 by Vince Taylor of Duke at Cameron Indoor Stadium on Feb. 24, 1982 (Duke 73, Clemson 72 in 3 OT).

ATTEMPTED 25 FIELD GOALS

By Clemson - 29 by Edward Scott (made 10) vs. Wake Forest at Winston-Salem on March 1, 2003 (Wake Forest 80, Clemson 68).

By Opponent - 26 by Courtney Pigram (made 12) for East Tennessee State at Clemson on March 14, 2007 (Clemson 64, East Tennessee State, 57).

SCORED 15 FREE THROWS

By Clemson - 16 by Milton Jennings vs. Virginia Tech at Littlejohn Coliseum on Jan. 27, 2013 (Clemson 77, Virginia Tech 70).

By Opponent - 15 by Marcus Georges-Hunt of Georgia Tech in the ACC Tournament in Washington, D.C., on Mar. 9, 2016 (Georgia Tech 88, Clemson 85).

COLLECTED 20 REBOUNDS

By Clemson - 20 by Harold Jamison versus Florida State in the first round of the ACC Tournament in Charlotte, N.C., on March 4, 1999 (Florida State 87, Clemson 85 in OT).

By Opponent - 20 by John Mooney of Notre Dame at Purcell Pavilion on March 6, 2019 (Clemson 64, Notre Dame 62).

HANDED OUT 15 ASSISTS

By Clemson - 16 by Edward Scott vs. Wake Forest at Littlejohn Coliseum on Feb. 13, 2002 (Clemson 118, Wake Forest 115 2 OT).

By Opponent - 17 by Tyrone Bogues of Wake Forest at Greensboro Coliseum on Jan. 10, 1987 (Clemson 91, Wake Forest 88 OT).

COLLECTED 6 STEALS

By Clemson - 6 by Avry Holmes against Georgia Tech at Bon Secours Wellness Arena in Greenville, S.C., on Feb. 13, 2016 (Clemson 66, Georgia Tech 52).

By Opponent - 7 by Javaris Crittenton of Georgia Tech in Atlanta, Ga., on Feb. 3, 2007 (Georgia Tech 80, Clemson 62).

BLOCKED 8 SHOTS

By Clemson - 8 by Landry Nnoko against Virginia Tech at Cassell Coliseum on Feb. 6, 2016 (Virginia Tech 60, Clemson 57).

By Opponent - 10 by Cherokee Parks of Duke at Charlotte Coliseum in ACC Tournament on March 11, 1994 (Duke 77, Clemson 64).

20 POINTS, 20 REBOUNDS IN A GAME

By Clemson - 22 points and 21 rebounds by Dale Davis vs. South Carolina State at Littlejohn Coliseum on Dec. 17, 1990 (Clemson 103, South Carolina State 83).

By Opponent - 22 points and 20 rebounds by Eric Williams of Wake Forest at Littlejohn Coliseum on Jan. 11, 2006 (Clemson 74, Wake Forest 73 OT).

THREE DOUBLE-DOUBLES IN A GAME

By Clemson - K.J. McDaniels (24 points, 10 rebounds), Jaron Blossomgame (14 points, 14 rebounds) and Landry Nnoko (10 points, 13 rebounds) at Littlejohn Coliseum on Jan. 11, 2014 (Clemson 72, Duke 59).

By Opponent - Phil Henderson (22 points, 10 rebounds), Bobby Hurley (10 points, 10 assists) and Christian Laettner (25 points, 12 rebounds) of Duke at Littlejohn Coliseum on Feb. 28, 1990 (Clemson 97, Duke 93).

A TRIPLE-DOUBLE

By Clemson - Sharone Wright had 12 points, 14 rebounds, and 10 blocked shots vs. Maryland at Littlejohn Coliseum on Jan. 26, 1993 (Clemson 82, Maryland 72).

By Opponent - never accomplished.

A FOUR-POINT PLAY

By Clemson - Brevin Galloway at the 18:33 mark of the first half against Georgia Tech in Littlejohn Coliseum in Clemson, S.C., on Jan. 24, 2023 (Clemson 72, Georgia Tech 51).

By Opponent - Joseph Girard III of Syracuse at the 00:50 mark of the first half in Littlejohn Coliseum on Feb. 22, 2023. (Clemson 91, Syracuse 73).

ALL-TIME RESULTS

1911-12 (4-0 OVERALL)

F. 9	A	W	46-12	Furman
F. 9	N1	W	78-6	Butler Guards
F. 10	A	W	34-23	Wofford
M. 9	H	W	56-13	Wofford
N1	— Greenville, S.C.			

1912-13 (9-5 OVERALL)

J. 18	H	W	69-19	Furman
J. 24	H	W	29-21	Newberry
J. 25	H	W	40-10	Wofford
J. 31	A	L	15-75	Georgia
F. 1	A	L	10-60	Atlanta Agriculture
F. 5	A	W	38-21	Charleston
F. 5	A	W	29-22	Charleston "Y"
F. 6	A	L	18-39	South Carolina
F. 7	A	W	26-22	Georgia Tech
F. 8	H	L	11-29	Georgia Tech
F. 14	H	W	72-23	Wofford
F. 20	A	W	33-11	Newberry
F. 21	A	L	21-22	Wofford
F. 22	A	L	38-26	Furman

1913-14 (1-3 OVERALL)

J. 10	H	W	27-10	Furman
J. 23	A	L	18-28	Savannah
J. 31	A	L	30-45	Atlanta Agriculture
F. 28	A	L	16-29	South Carolina

1914-15 (3-5 OVERALL)

F. 5	H	W	27-25	Furman
F. 12	H	L	17-19	Wofford
F. 18	A	L	20-34	Spartanburg "Y"
F. 19	A	L	23-25	Wofford
F. 20	A	W	27-26	Furman
M. 4	A	L	20-27	Columbia "Y"
M. 5	A	W	37-29	South Carolina
M. 6	A	L	20-28	The Citadel

1915-16 (2-6-1 OVERALL)

J. 20	A	L	32-58	Newberry
J. 21	A	L	20-41	South Carolina
J. 22	A	W	22-20	Erskine
F. 1	H	T	39-39	Presbyterian
F. 4	A	L	28-34	Presbyterian
F. 5	A	L	28-37	Wofford
F. 17	H	W	72-13	Erskine
F. 21	H	L	23-46	Wofford
F. 26	H	L	24-34	Newberry

1916-17 (8-2 OVERALL)

J. 18	H	W	65-16	Coll. of Charleston
J. 23	A	W	32-22	Presbyterian
J. 24	A	L	19-34	South Carolina
F. 2	A	W	36-30	Greenville "Y"
F. 9	A	W	36-31	Wofford
F. 10	A	L	26-30	Newberry
F. 17	H	W	37-29	Newberry
F. 22	H	W	51-27	South Carolina
F. 23	H	W	59-23	Presbyterian
F. 26	H	W	37-24	Wofford

1917-18 (3-2 OVERALL)

F. 1	H	W	63-22	Presbyterian
F. 15	H	W	50-22	Wofford
F. 22	H	W	64-23	Newberry
M. 1	A	L	32-34	Presbyterian
M. 2	A	L	24-36	Davidson

1918-19 (3-1 OVERALL)

J. 22	H	W	34-31	Wofford
J. 31	A	L	12-31	Georgia
F. 1	A	W	60-11	Atlanta Ath. Club
F. 15	H	W	73-34	Piedmont

Note: Quarantine ended season early.

1919-20 (8-6 OVERALL)

J. 15	H	L	39-40	Wofford
J. 17	A	W	38-23	Furman
J. 19	A	L	15-22	South Carolina
J. 23	A	L	17-32	Georgia
J. 24	A	L	22-36	Georgia Tech
J. 26	H	L	12-60	Auburn
J. 30	H	L	24-34	Georgia
NA	H	W	36-18	Furman
F. 7	A	W	28-25	Davidson
F. 14	A	W	32-23	Presbyterian
F. 19	H	W	53-15	Newberry
F. 21	H	W	41-17	Georgia Tech
F. 23	H	W	38-15	South Carolina
M. 2	H	W	51-37	Presbyterian

1920-21 (10-5 OVERALL)

J. 12	H	W	37-29	Wofford
J. 14	H	W	50-15	Furman
J. 26	H	W	51-32	Greenville "Y"
J. 29	A	L	22-45	Georgia
F. 3	H	W	65-24	Coll. of Charleston
F. 5	A	L	22-28	Georgia Tech
F. 8	H	W	35-21	Presbyterian
F. 11	A	W	21-8	Presbyterian

F. 12	A	L	14-15	Newberry
F. 14	H	W	44-16	South Carolina
F. 17	A	W	24-10	South Carolina
F. 18	A	W	49-12	Col. of Charleston
F. 19	A	L	26-28	The Citadel
F. 25	N1	L	25-45	Auburn
M. 5	A	W	25-15	Wofford

N1 — Southern Conference Tournament, Atlanta, Ga.

1921-22 (8-13 OVERALL, 0-3 SOCON, 12TH)

J. 7	H	L	31-35	Greenville "Y"
J. 11	A	L	11-34	Spartanburg "Y"
J. 13	H	L	16-24	Georgia
J. 16	A	W	24-18	Greenville "Y"
J. 19	A	L	9-32	Mercer
J. 20	A	L	24-38	Camp Benning
J. 21	A	L	19-32	Auburn
J. 24	H	L	17-27	Furman
J. 26	A	W	29-17	Presbyterian
J. 28	A	W	30-16	Coll. of Charleston
J. 28	A	L	8-29	The Citadel
J. 30	A	L	26-45	Furman
F. 4	H	W	21-12	Piedmont College
F. 13	H	W	35-8	Coll. of Charleston
F. 14	H	W	20-19	The Citadel
F. 16	A	L	14-38	Kentucky
F. 17	A	W	34-28	Georgetown (Ky.)
F. 18	A	L	24-44	Centre
F. 21	H	L	16-32	Davidson
F. 24	N1	L	20-31	Tulane
M. 4	H	W	25-15	Presbyterian

N1 — Southern Conference Tournament, Atlanta, Ga.

1922-23 (11-6 OVERALL, 3-3 SOCON, T-8TH)

J. 11	H	L	23-29	Georgia
J. 13	H	L	17-26	Georgia Tech
J. 20	H	W	27-19	South Carolina
J. 22	H	L	12-17	Mercer
J. 27	A	L	22-35	Georgia Tech
J. 29	H	W	24-19	Auburn
J. 30	H	W	23-14	Furman
F. 2	H	W	39-7	Georgetown (Ky.)
F. 5	A	W	25-18	Furman
F. 12	H	W	28-7	Coll. of Charleston
F. 15	A	W	30-13	Kentucky
F. 16	A	W	19-12	Georgetown (Ky.)
F. 17	A	L	24-26	Centre
F. 21	H	W	25-18	Davidson
F. 22	H	W	32-5	Presbyterian
F. 27	N1	L	23-27	Centre
M. 5	H	W	35-13	Presbyterian

N1 — Southern Conference Tournament in Atlanta, Ga.

1923-24 (2-14 OVERALL, 0-6 SOCON, T-19TH)

J. 5	H	L	13-48	Georgia Tech
J. 11	H	L	6-24	Georgia
J. 12	A	L	9-23	Spartanburg "Y"
J. 16	A	L	13-38	Georgia
J. 17	H	L	16-30	South Carolina
J. 22	H	L	11-19	Furman
J. 31	H	L	15-22	NC State
F. 1	A	L	11-34	Newberry
F. 2	A	L	22-39	Presbyterian
F. 8	A	L	22-39	Georgia Tech
F. 9	H	L	17-20	Presbyterian
F. 13	A	L	13-39	Kentucky
F. 14	A	L	13-33	Georgetown (Ky.)
F. 15	A	L	9-13	Maryville
F. 16	A	L	12-18	Tennessee
F. 20	A	L	13-24	Furman
F. 23	H	W	29-7	Coll. of Charleston
F. 28	N1	W	17-15	Florida
F. 29	N1	L	13-42	Vanderbilt

N1 — Southern Conference Tournament, Atlanta, Ga.

1924-25 (4-14 OVERALL, 3-2 SOCON, T-8TH)

J. 1	A	L	29-42	Monaghan "Y"
J. 2	A	L	26-28	New Holland
J. 3	A	L	35-39	22nd Infantry
J. 10	A	W	20-18	Georgia Tech
J. 15	H	W	19-17	Georgia
J. 23	H	L	20-21	Newberry
J. 26	H	L	22-24	Presbyterian
J. 28	A	L	24-35	Newberry
J. 29	A	L	18-35	South Carolina
J. 30	A	L	10-30	Coll. of Charleston
J. 31	A	L	18-34	The Citadel
F. 6	H	L	23-35	Camp Benning
F. 7	H	W	32-13	Rollins
F. 13	H	L	21-25	The Citadel
F. 14	H	W	32-30	Georgia Tech
F. 19	H	L	18-34	Furman
F. 21	A	L	11-41	Furman
F. 26	H	L	13-27	Virginia Tech

^ — denotes overtime

1925-26 (4-17 OVERALL, 1-7 SOCON, T-19TH)

J. 6	A	L	15-32	Saint Stanislaus
J. 7	A	L	23-24	New Orleans "Y"
J. 8	A	L	22-40	Tulane
J. 9	A	L	15-36	Tulane
J. 13	A	L	34-40	Wake Forest
J. 14	A	L	12-46	Duke
J. 15	A	L	24-48	North Carolina
J. 16	A	L	23-41	NC State
J. 21	H	L	16-32	NC State
J. 23	H	W	34-29	Presbyterian
J. 30	H	W	31-28	Newberry
F. 3	H	L	20-36	Furman
F. 6	H	L	21-25	Wofford
F. 8	H	L	18-21	Presbyterian
F. 9	A	W	38-35	South Carolina
F. 10	A	L	22-26	Newberry
F. 12	H	L	23-26	The Citadel
F. 15	A	W	32-30	Davidson
F. 17	A	L	28-44	Georgia
F. 20	H	L	20-36	South Carolina
F. 22	A	L	31-37	Furman

^ — denotes overtime

1926-27 (2-13 OVERALL, 1-7 SOCON, 19TH)

J. 7	A	L	26-33	South Carolina
J. 8	A	L	11-37	South Carolina
J. 12	H	L	17-37	Wofford
J. 13	H	L	4-17	Tennessee
J. 21	H	L	23-48	South Carolina
J. 29	H	L	23-24	Newberry
F. 2	A	L	26-42	Auburn
F. 3	A	L	23-45	Auburn
F. 9	H	L	16-24	Presbyterian
F. 11	A	W	20-18	Newberry
F. 12	A	L	38-39	Presbyterian
F. 14	A	L	23-34	Georgia
F. 16	H	W	33-16	Florida
F. 18	H	L	22-41	Furman
F. 21	A	L	28-50	Furman

1927-28 (9-14 OVERALL, 5-7 SOCON, 11TH)

D. 15	A	L	23-27	Kent. Wesleyan
D. 16	A	L	17-33	Kentucky
D. 17	A	L	16-42	Cincinnati
D. 19	A	L	16-33	Georgetown (Ky.)
J. 7	A	L	26-33	Furman
J. 11	H	W	44-21	Wofford
J. 16	A	L	31-37	Mercer
J. 17	A	L	24-42	Georgia Tech
J. 18	A	L	26-56	Auburn
J. 19	A	L	23-30	Auburn
J. 20	A	L	23-30	Tulane
J. 21	A	W	34-15	Tulane
J. 28	H	W	16-15	Newberry
J. 31	H	L	32-36	Georgia
F. 3	H	L	18-35	Furman
F. 6	A	L	25-38	Georgia
F. 8	H	W	32-29	Florida
F. 9	H	W	26-25	Florida
F. 10	H	W	38-33	South Carolina
F. 15	H	W	35-24	Davidson
F. 21	A	W	38-37	Newberry
F. 22	A	L	48-46	South Carolina
F. 24	N1	L	26-27	Auburn

N1 — Southern Conference Tournament, Atlanta, Ga.; ^ — denotes overtime

1928-29 (15-12 OVERALL, 6-4 SOCON, 9TH)

D. 18	A	L	37-41	Erskine
J. 2	A	L	30-56	Atlanta Ath. Club
J. 3	A	L	21-36	Tennessee
J. 4	A	L	25-31	Chattanooga
J. 5	A	L	23-29	Georgia Tech
J. 10	A	L	24-40	Mercer
J. 11	A	W	36-23	Florida
J. 12	A	W	31-21	Florida
J. 14	A	L	37-40	The Citadel
J. 15	A	L	24-27	South Carolina
J. 18	H	W	24-17	Newberry
J. 19	H	W	50-14	Wofford
J. 29	A	W	32-26	Presbyterian
J. 30	A	W	25-22	Newberry
F. 1	H	W	46-20	Auburn
F. 2	A	L	33-42	Furman
F. 7	H	W	30-16	Erskine
F. 8	H	W	49-14	Sewanee
F. 9	H	L	28-29	Furman
F. 12	A	W	34-17	Wofford
F. 14	H	W	30-23	Georgia
F. 15	A	W	17-12	South Carolina
F. 16	H	W	35-33	The Citadel
F. 19	A	L	25-41	Georgia
F. 26	H	W	38-17	Presbyterian
M. 1	A1	W	30-26	Georgia Tech
M. 2	N1	L	28-31	NC State

A1, N1 — Southern Conference Tournament, Atlanta, Ga.; ^ — denotes

ALL-TIME RESULTS

J. 5	A	L	27-36	NC State
J. 9	A	L	27-30	Tennessee
J. 10	A	L	25-27	Vanderbilt
J. 11	A	W	31-20	Tennessee Tech
J. 16	H	L	25-34	Wofford
J. 19	H	L	15-41	South Carolina
J. 30	H	W	28-23	Furman
J. 31	H	W	43-21	Presbyterian
F. 2	A	W	32-29	Wofford
F. 6	A	L	23-29	Georgia
F. 7	A	L	25-31	Georgia Tech
F. 9	H	L	31-36	Florida
F. 10	H	W	31-26	Florida
F. 13	A	W	29-15	Furman
F. 16	A	L	17-42	South Carolina
F. 17	A	L	18-41	South Carolina
F. 20	H	W	29-23	Georgia

1934-35 (15-3 OVERALL 3-1 SOCON, 2ND)

J. 3	A	W	32-22	Vanderbilt
J. 4	A	W	28-19	Tennessee Tech
J. 5	A	W	40-16	Sewanee
J. 7	A	W	40-33	Tennessee
J. 12	H	W	43-29	Georgia Tech
J. 15	A	W	51-40	Wofford
J. 18	H	W	44-21	NC State
J. 26	A	W	31-20	Georgia
F. 2	H	W	20-17	Furman
F. 5	A	L	30-38	South Carolina
F. 7	A	W	43-26	Furman
F. 9	H	L	43-44	Georgia
F. 12	H	W	32-18	Wofford
F. 14	H	W	22-16	South Carolina
F. 16	H	W	50-20	Mercer
F. 20	H	W	39-23	Presbyterian
F. 22	H	W	48-33	Washington & Lee
F. 28	N1	L	25-29	Washington & Lee

1935-36 (15-7 OVERALL, 5-5 SOCON, 5TH)

D. 19	A	W	33-23	Auburn
D. 20	A	W	31-18	Auburn
J. 3	A	L	23-24	North Carolina
J. 4	A	W	45-34	Virginia
J. 6	A	L	33-47	NC State
J. 11	A	W	35-32	Georgia Tech
J. 14	H	W	37-13	Wofford
J. 17	H	W	31-30	South Carolina
J. 18	H	W	46-27	Presbyterian
J. 25	H	W	39-31	Georgia Tech
F. 1	A	W	41-33	Furman
F. 5	A	W	46-32	Virginia Tech
F. 6	A	L	26-34	Washington & Lee
F. 7	A	W	43-36	Virginia Military
F. 12	A	L	13-33	Georgia
F. 14	H	W	50-23	Furman
F. 15	A	W	43-30	South Carolina
F. 18	H	L	21-27	NC State
F. 20	H	W	27-24	Georgia
F. 24	H	L	34-35	North Carolina
F. 26	A	W	20-19	Wofford
M. 5	A1	L	31-32	NC State

1936-37 (6-15 OVERALL, 2-7 SOCON, 14TH)

D. 16	H	L	25-33	Duke
D. 17	A	L	22-33	Tennessee
J. 4	A	L	36-52	Florida
J. 5	A	W	31-30	Florida
J. 11	A	L	29-54	NC State
J. 12	H	L	36-53	Wake Forest
J. 14	A	W	38-31	Wofford
J. 20	A	L	13-51	Georgia Tech
J. 23	H	L	35-36	Georgia
J. 30	A	L	27-30	Presbyterian
F. 3	A	W	40-34	Furman
F. 5	A	L	30-32	South Carolina
F. 9	H	L	40-41	NC State
F. 12	H	W	44-38	The Citadel
F. 13	A	L	20-29	Georgia
F. 15	H	L	33-41	Auburn
F. 16	H	L	26-33	Auburn
F. 18	H	L	27-29	Wake Forest
F. 20	H	L	25-29	Furman
F. 23	H	W	31-29	South Carolina
F. 25	A	W	33-32	Wofford

^ denotes overtime

1937-38 (16-7 OVERALL, 9-4 SOCON, 4TH)

D. 17	H	W	28-15	Tennessee
J. 8	A	W	41-26	Davidson
J. 11	A	L	22-26	Georgia
J. 13	H	W	39-29	Presbyterian
J. 15	H	L	31-33	NC State
J. 18	H	W	60-36	Wofford
J. 22	H	W	46-15	Furman
F. 1	A	L	34-44	North Carolina
F. 2	A	W	42-33	Wake Forest

F. 3	A	L	35-55	NC State
F. 8	H	W	40-28	Georgia
F. 11	A	W	54-38	South Carolina
F. 12	A	L	26-28	The Citadel
F. 15	A	W	43-35	Furman
F. 16	H	W	46-40	Wake Forest
F. 19	H	W	58-39	South Carolina
F. 21	A	W	35-34	Davidson
F. 23	A	L	33-53	Georgia Tech
F. 25	H	W	47-35	The Citadel
F. 28	A	W	52-24	Wofford
M. 3	N1	W	35-32	Richmond
M. 4	N1	W	38-33	Washington & Lee
M. 5	N1	L	30-40	Duke

N1 — Southern Conference Tournament, Raleigh, N.C.; ^ — denotes overtime

1938-39 (16-8 OVERALL, 6-6 SOCON, T-9TH)

D. 10	A	L	24-29	Tennessee
D. 15	A	L	35-45	Maryland
D. 16	A	L	44-47	George Washington
D. 17	A	W	33-30	Catholic
J. 4	H	L	38-39	Wake Forest
J. 7	A	W	37-30	Georgia
J. 10	A	L	33-39	Duke
J. 11	A	L	37-54	NC State
J. 12	A	L	38-44	Wake Forest
J. 18	A	W	51-43	Presbyterian
J. 21	H	W	43-31	Furman
J. 28	H	W	62-37	Wofford
F. 6	H	W	38-29	Georgia
F. 10	A	W	38-16	South Carolina
F. 11	A	L	38-42	The Citadel
F. 13	H	W	38-36	Duke
F. 18	H	W	43-16	South Carolina
F. 20	H	W	51-36	The Citadel
F. 22	A	W	41-28	Furman
F. 23	A	W	29-22	Wofford
M. 1	N1	W	44-43	North Carolina
M. 2	N1	W	30-28	Wake Forest
M. 3	N1	W	49-33	Davidson
M. 4	N1	W	39-27	Maryland

N1 — Southern Conference Tournament, Raleigh, N.C.

1939-40 (9-12 OVERALL 9-7 SOCON, 6TH)

D. 21	N1	L	30-55	Kentucky
D. 30	A	L	41-54	Baltimore
J. 1	A	L	26-53	Maryland
J. 2	A	L	32-49	George Washington
J. 6	H	L	29-32	Georgia
J. 10	H	W	30-28	Wake Forest
J. 12	H	W	68-36	Furman
J. 13	H	W	66-31	NC State
J. 18	A	W	48-38	NC State
J. 19	A	L	49-54	Duke
J. 27	H	W	48-30	Maryland
F. 3	H	L	31-39	North Carolina
F. 9	A	W	37-32	South Carolina
F. 10	A	W	38-27	The Citadel
F. 12	H	L	37-39	Duke
F. 14	A	L	37-38	Furman
F. 17	H	W	56-25	South Carolina
F. 19	A	L	30-47	North Carolina
F. 20	A	L	39-53	Wake Forest
F. 23	H	W	46-30	The Citadel
F. 29	N2	L	41-50	North Carolina

N1 — Asheville, N.C.; N2 — Southern Conference Tournament, Raleigh, N.C.; ^ denotes overtime

1940-41 (8-14 OVERALL, 7-8 SOCON, 7TH)

D. 13	H	L	51-65	Georgia
D. 17	A	L	40-60	William & Mary
D. 18	A	L	45-52	Richmond
D. 19	N1	W	48-34	Maryland
D. 20	A	L	40-64	George Washington
J. 2	A	L	43-58	Georgia
J. 6	H	W	43-32	Furman
J. 8	A	L	51-63	Georgia Tech
J. 10	H	W	48-39	NC State
J. 14	H	L	49-69	George Washington
J. 16	A	L	43-44	NC State
J. 17	A	L	35-42	Wake Forest
J. 18	A	L	42-45	Duke
J. 22	H	W	52-49	Georgia Tech
F. 7	A	L	31-50	South Carolina
F. 8	A	W	62-48	The Citadel
F. 10	A	L	53-76	North Carolina
F. 13	A	W	56-36	Furman
F. 15	H	L	39-40	South Carolina
F. 18	H	W	54-53	Wake Forest
F. 21	H	W	62-43	The Citadel
F. 24	H	L	48-59	Presbyterian

N1 — Baltimore, Md.; ^ — denotes overtime

1941-42 (3-14 OVERALL, 2-10 SOCON, 15TH)

J. 6	N1	L	31-38	Georgia
J. 7	H	L	34-67	George Washington
J. 10	H	L	39-40	Furman
J. 13	A	L	36-52	NC State
J. 14	A	L	40-58	Wake Forest
J. 16	H	L	34-54	North Carolina
J. 24	H	L	52-63	Georgia
J. 31	A	L	27-57	Wofford
F. 5	H	L	28-54	William & Mary
F. 6	A	L	35-62	South Carolina
F. 7	A	W	39-38	The Citadel
F. 10	A	L	42-56	Furman
F. 14	H	L	24-38	South Carolina
F. 20	A	L	29-53	Presbyterian
F. 23	H	L	37-52	Wake Forest
F. 24	H	W	37-25	The Citadel
F. 27	H	W	31-22	Wofford

N1 — Augusta, Ga.

1942-43 (3-13 OVERALL, 0-10 SOCON, 15TH)

D. 16	H	W	42-22	Erskine
J. 8	H	L	40-48	NC State
J. 12	H	L	56-71	Wake Forest
J. 14	A	W	48-44	Presbyterian
J. 20	H	W	54-45	Wofford
J. 23	H	L	44-49	Presbyterian
F. 1	A	L	34-69	NC State
F. 2	A	L	32-52	North Carolina
F. 5	A	L	30-48	South Carolina
F. 6	A	L	35-49	The Citadel
F. 10	A	L	32-43	Georgia Tech
F. 13	H	L	40-42	South Carolina
F. 16	A	L	31-53	Davidson
F. 20	A	L	36-46	Wofford
F. 24	H	L	38-63	The Citadel
F. 27	H	L	32-49	Davidson

1943-44 (1-10 OVERALL, 1-2 SOCON, T-7TH)

J. 10	H	L	40-44	Georgia
J. 12	A	L	33-55	Presbyterian
J. 19	A	L	31-54	Georgia

J. 22	H	L	34-50	Georgia Tech
J. 29	A	L	24-58	Georgia Tech
F. 1	H	W	43-41	Presbyterian
F. 2	H	L	29-38	Catawba
F. 12	H	L	37-66	South Carolina
F. 15	A	L	33-42	Catawba
F. 16	A	L	40-42	Davidson
F. 19	A	L	31-57	South Carolina

1944-45 (8-8 OVERALL, 3-5 SOCON, 8TH)

J. 8	A	L	30-37	Georgia
J. 13	A	W	32-21	Wofford
J. 17	A	W	44-36	Presbyterian
J. 19	H	L	34-58	South Carolina
J. 23	H	L	40-51	Georgia
J. 27	H	W	29-22	Furman
F. 2	H	W	58-34	Presbyterian
F. 6	H	W	68-36	Wofford
F. 8	A	L	38-76	South Carolina
F. 9	A	W	52-43	The Citadel
F. 10	A	L	29-52	The Citadel
F. 15	H	L	39-41	The Citadel
F. 16	H	W	43-38	The Citadel
F. 17	H	L	31-34	Davidson
F. 20	A	W	34-31	Furman
F. 23	N1	L	24-55	South Carolina

N1 — Southern Conference Tournament, Raleigh, N.C.; ^ denotes overtime

1945-46 (9-11 OVERALL, 5-7 SOCON, T-9TH)

D. 12	H	L	34-41	Georgia
D. 20	A	L	38-52	Georgia Tech
J. 5	H	L	46-61	Georgia Tech
J. 7	H	L	43-48	NC State
J. 8	A	W	34-21	Wofford
J. 15	H	W	44-36	Furman
J. 17	H	W	60-25	Wofford
J. 19	H	L	29-42	Duke
J. 23	A	W	56-18	Presbyterian
J. 26	H	W	47-42	South Carolina
F. 2	H	W	56-46	Presbyterian
F. 6	H	L	33-44	Davidson
F. 8	A	L	41-51	South Carolina
F. 9	A	W	63-46	The Citadel
F. 13	A	L	46-51	NC State
F. 14	A	L	33-61	Duke
F. 15	A	W	53-49	Davidson
F. 19	A	L	39-49	Furman
F. 21	A	L	51-72	Georgia
F. 23	H	W	76-24	The Citadel

^ denotes overtime

1946-47 (7-13 OVERALL, 2-12 SOCON, 14TH)

D. 11	H	W	58-30	Erskine
D. 14	H	W	52-50	Wofford
J. 7	H	W	58-42	Presbyterian
J. 8	H	L	43-58	Wake Forest
J. 11	H	L	54-86	NC State
J. 15	A	L	21-69	NC State
J. 16	A	L	51-67	Wake Forest

ALL-TIME RESULTS

1948-49 (10-11 OVERALL, 6-9 SOCON, 11TH)

D.3	A	L	48-70	Georgia
D.8	H	L	58-60	Georgia
D.11	A	L	50-58	Wake Forest
D.14	H	W	49-44	Wofford
D.17	A	L	45-47	Richmond
D.18	A	L	50-74	Maryland
J.8	H	W	65-39	The Citadel
J.11	A	W	61-59	Wofford
J.13	A	L	45-48	Furman
J.15	H	W	59-57	Wake Forest
J.21	H	L	48-51	South Carolina
F.1	A	L	55-65	Davidson
F.4	A	L	49-82	South Carolina
F.5	A	W	63-44	The Citadel
F.9	H	W	79-29	Presbyterian
F.11	A	L	70-73	Washington & Lee
F.12	A	W	64-43	Virginia Military
F.15	A	W	65-41	Presbyterian
F.19	H	L	52-54	Davidson
F.21	H	W	68-49	Maryland
F.26	H	W	70-53	Furman

1949-50 (10-10 OVERALL, 8-8 SOCON, 9TH)

D.3	A	L	40-59	Georgia
D.6	H	L	57-65	Georgia
D.10	H	W	55-53	Presbyterian
D.16	A	W	60-55	Maryland
D.17	A	L	75-53	Richmond
J.7	A	L	55-56	Furman
J.10	H	L	58-66	Wake Forest
J.14	H	W	63-82	Davidson
J.18	H	W	63-38	The Citadel
J.21	H	L	56-66	South Carolina
F.3	A	L	40-43	South Carolina
F.4	A	W	59-34	The Citadel
F.7	H	L	61-66	George Washington
F.10	A	W	74-51	Presbyterian
F.14	A	L	65-77	Davidson
F.15	A	L	52-65	Wake Forest
F.18	H	L	52-56	Furman
F.20	A	W	78-63	Washington & Lee
F.21	A	W	83-73	Virginia Military
F.25	H	W	70-68	Maryland

^ denotes overtime

1950-51 (11-7 OVERALL, 9-4 SOCON, 3RD)

D.9	A	L	76-78	Presbyterian
D.14	A	L	45-58	Georgia
D.18	H	W	70-69	Georgia
J.6	H	W	87-78	Presbyterian
J.9	H	L	61-76	South Carolina
J.16	H	W	85-59	Furman
J.20	H	W	69-43	The Citadel
J.27	H	W	74-62	Davidson
F.1	A	W	89-72	Furman
F.3	H	W	50-44	Maryland
F.9	A	L	55-56	Davidson
F.10	A	L	72-73	Wake Forest
F.15	H	W	57-47	Wake Forest
F.20	A	L	50-54	Maryland
F.21	A	W	82-76	George Washington
F.23	A	W	78-72	South Carolina
F.24	A	W	73-57	The Citadel
M.6	N1	L	48-50	Maryland

N1 — Southern Conference Tournament, Raleigh, N.C.; ^ denotes overtime

1951-52 (17-7 OVERALL, 11-4 SOCON, 4TH)

D.1	H	W	57-47	Georgia
D.5	A	W	77-54	Georgia
D.11	H	W	85-72	Presbyterian
D.14	A	W	78-76	Presbyterian
D.17	A	L	52-61	Tennessee
D.27	A1	L	62-73	Florida
D.28	N1	W	62-56	Florida State
D.29	N1	W	85-60	Georgia
J.5	A	L	59-65	North Carolina
J.8	H	W	70-65	Furman
J.12	H	W	89-59	The Citadel
J.15	A	L	65-71	South Carolina
J.26	A	W	66-63	The Citadel
J.30	A	W	67-66	Furman
F.2	H	W	67-49	Davidson
F.4	H	W	80-65	George Washington
F.8	A	W	71-69	Davidson
F.9	A	W	68-63	Wake Forest
F.16	H	W	77-69	North Carolina
F.19	H	W	85-84	Wake Forest
F.22	A	L	73-88	West Virginia (NR,12)
F.23	A	L	69-80	West Virginia (NR,12)
F.28	H	W	78-64	South Carolina
M.6	N2	L	65-78	George Washington

A1, N1 — Gator Bowl Tournament; N2 — Southern Conference Tournament; ^ denotes overtime

1952-53 (8-10 OVERALL, 6-8 SOCON, 10TH)

D.2	A	L	60-66	Georgia
D.4	H	W	77-64	Presbyterian
D.6	H	L	55-57	Georgia
D.10	A	L	56-82	North Carolina
D.13	H	L	60-74	Richmond
D.16	A	W	82-64	Presbyterian
J.2	H	W	81-71	William & Mary
J.9	H	L	64-66	Furman
J.14	H	L	66-93	Wake Forest
J.16	A	W	74-63	South Carolina
J.17	A	W	64-58	The Citadel
J.19	H	W	79-50	The Citadel
J.21	H	L	80-91	North Carolina
F.2	H	L	67-71	South Carolina
F.13	A	W	64-59	Davidson
F.14	A	L	56-87	Wake Forest
F.23	H	W	72-58	Davidson
F.27	A	L	70-95	Furman

1953-54 (5-18 OVERALL, 0-9 ACC, 8TH)

D.1	A	L	61-92	Presbyterian
D.3	H	L	41-81	Maryland
D.5	H	L	63-71	Georgia
D.8	A	L	56-82	Tennessee
D.9	A	L	80-97	Tennessee Tech
D.12	A	L	51-77	Georgia
D.15	H	W	72-56	Presbyterian
D.19	A	L	48-85	North Carolina
J.4	A	W	75-72	William & Mary
J.5	A	L	55-95	George Washington
J.6	A	L	54-79	Maryland
J.12	A	L	69-87	Furman
J.15	A	L	57-65	South Carolina
J.16	A	W	76-52	The Citadel
J.29	H	W	78-55	The Citadel
F.1	H	L	55-70	Furman
F.6	H	L	69-101	Wake Forest
F.9	A	L	57-98	Wake Forest
F.13	H	L	56-72	North Carolina
F.16	H	L	61-64	South Carolina
F.20	A	L	59-113	NC State
F.27	H	W	81-69	Davidson
M.5	N1	L	59-75	Maryland (NR,17)

N1 — ACC Tournament, Raleigh, N.C.

1954-55 (2-21 OVERALL, 0-14 ACC, 8TH)

D.1	H	L	75-81	Presbyterian
D.3	A	L	54-115	Duke
D.4	A	L	66-99	North Carolina
D.7	A	W	74-72	Georgia
D.14	H	L	72-112	NC State(NR,4)
D.17	H	L	94-100	Virginia
J.3	A	L	55-94	Tennessee
J.4	A	L	71-84	Tennessee Tech
J.8	H	L	63-71	Maryland (NR,11)
J.11	H	L	66-75	Duke
J.15	H	L	87-95	North Carolina
J.18	H	L	87-90	South Carolina
J.29	H	L	73-89	Furman
F.1	A	L	56-92	Presbyterian
F.4	A	L	65-120	Wake Forest
F.5	A	L	85-119	NC State (NR,6)
F.14	A	L	68-106	Virginia
F.15	A	L	66-68	Maryland (NR,11)
F.18	A	L	68-85	South Carolina
F.21	H	W	105-94	Georgia
F.24	A	L	87-124	Furman
F.26	H	L	79-100	Wake Forest
M.3	A1	L	76-101	NC State (NR,5)

A1 — ACC Tournament, Raleigh, N.C.

1955-56 (9-17 OVERALL, 1-13 ACC, 8TH)

D.2	A	L	63-97	Duke
D.3	A	L	58-73	North Carolina
D.13	H	L	83-100	NC State (NR,2)
D.16	H	W	75-73	Virginia
D.19	N1	W	94-76	Florida State
D.20	N1	W	89-86	Tennessee
D.21	N1	L	79-98	Wake Forest
D.28	N2	W	100-95	Louisiana State
D.29	N2	W	94-87	South Carolina
J.4	N3	L	91-102	Spring Hill
J.5	N3	W	98-96	Miami (Fla.)
J.7	H	L	63-71	Maryland
J.11	H	L	80-109	Duke (NR,6)
J.14	H	L	99-103	North Carolina (NR,9)
J.18	A	L	79-94	South Carolina
J.21	A	W	112-99	Furman
J.28	H	L	103-104	Wake Forest
J.30	A	W	86-70	The Citadel
F.3	A	L	87-108	Wake Forest
F.4	A	L	88-105	NC State (NR,4)
F.6	A	W	114-69	The Citadel
F.13	A	L	85-96	Virginia
F.14	A	L	69-81	Maryland

F.21	H	L	83-89	South Carolina
F.23	H	L	80-91	Furman
M.1	A4	L	84-88	NC State (NR,5)

N1 — Carrousel Classic, Charlotte, N.C.; N2 — Gator Bowl Tournament, Jacksonville, Fla.; N3 — Senior Bowl Tournament, Mobile, Ala.; A4 — ACC Tournament, Raleigh, N.C.; ^ denotes overtime

1956-57 (7-17 OVERALL, 3-11 ACC, T-7TH)

D.4	H	L	78-84	Duke
D.8	N1	L	75-94	North Carolina
D.11	H	W	96-94	NC State (NR,8)
D.15	A	L	66-71	The Citadel
D.17	N2	L	64-89	Auburn
D.18	N2	W	75-67	Davidson
D.19	N2	L	65-88	Muhlenburg
D.27	N3	L	76-84	Georgia
D.28	N3	L	71-105	Florida
J.4	H	L	52-59	Maryland
J.11	A	L	54-86	North Carolina (NR,2)
J.12	A	L	70-80	Duke (NR,15)
J.16	H	W	80-77	Furman
F.1	A	L	70-81	Wake Forest (NR,13)
F.2	A	L	71-75	NC State
F.8	H	L	72-93	Wake Forest (NR,10)
F.12	H	W	79-71	South Carolina
F.15	H	W	68-66	The Citadel
F.16	H	W	84-81	Virginia
F.21	A	W	91-79	Furman
F.23	A	L	71-85	Virginia
F.25	A	L	65-74	Maryland
M.2	N1	L	85-113	South Carolina
M.7	N4	L	61-81	North Carolina (NR,1)

N1 — Charlotte, N.C.; N2 — Carrousel Classic, Charlotte, N.C.; N3 — Gator Bowl Tournament, Jacksonville, Fla.; N4 — ACC Tournament, Raleigh, N.C.; ^ denotes overtime

1957-58 (8-16 OVERALL, 4-10 ACC, 6TH)

D.4	H	L	60-72	Georgia
D.6	A	L	66-79	Duke
D.7	A	L	55-79	North Carolina
D.10	H	W	63-59	NC State (NR,12)
D.19	N1	L	75-78	Alabama
D.20	N1	W	78-65	Lafayette
D.21	N1	L	71-66	Bucknell
D.30	N2	L	64-76	Florida
D.31	N2	W	85-65	South Carolina
J.3	H	L	85-88	Virginia
J.4	H	W	73-66	Maryland (NR,7)
J.11	A	L	67-74	South Carolina
J.14	A	W	81-72	Wake Forest
J.18	H	L	81-90	North Carolina (NR,6)
J.25	H	L	57-60	The Citadel
F.1	A	L	54-56	NC State (NR,10)
F.4	N3	L	57-73	Duke (NR,13)
F.13	A	L	54-72	Maryland (NR,9)
F.14	A	L	59-74	Virginia
F.20	H	L	60-61	South Carolina
F.22	A	L	95-102	Furman
F.24	H	W	86-76	Wake Forest
M.1	H	W	73-58	Furman
M.6	N4	L	51-62	North Carolina (NR,13)

N1 — Carrousel Classic, Charlotte, N.C.; N2 — Gator Bowl Tournament, Jacksonville, Fla.; N3 — Charlotte, N.C.; N4 — ACC Tournament, Raleigh, N.C.; ^ denotes overtime

1958-59 (8-16 OVERALL, 5-9 ACC, T-6TH)

D.1	A	L	59-76	Georgia
D.3	A	L	67-83	North Carolina
D.5	H	W	56-55	Duke
D.9	H	L	54-56	NC State (NR,5)
D.12	A1	L	54-71	Duquesne
D.13	N1	W	66-61	Miami (Fla.)
D.29	N2	L	53-72	George Washington
D.30	N2	L	50-60	Pittsburgh
D.31	N2	W	55-49	South Carolina
J.3	A	L	47-57	Wake Forest
J.5	H	L	69-83	South Carolina
J.9	H	W	70-63	Virginia
J.10	H	W	55-46	Maryland
J.13	A	L	41-45	Duke
J.16	H	L	48-69	Furman
J.19	A	L	44-55	The Citadel
J.30	N3	L	46-60	North Carolina (NR,2)
J.31	N3	L	54-69	NC State (NR,6)
F.12	A	W	73-64	Furman
F.14	A	L	61-69	Virginia
F.16	A	L	58-77	Maryland
F.21	A	W	58-56	South Carolina
F.23	H	W	58-51	Wake Forest
M.5	N4	L	69-93	North Carolina (NR,5)

A1, N1 — Steel Bowl, Pittsburgh, Pa.; N2 — Carrousel Classic, Charlotte, N.C.; N3 — North-South Doubleheader, Charlotte, N.C.; N4 — ACC Tournament, Raleigh, N.C.; ^ denotes overtime

1959-60 (10-16 OVERALL, 4-10 ACC, 7TH)

D.1	H	W	71-63	Erskine
D.5	A	L	59-68	Duke
D.7	A	L	62-80	Tennessee
D.12	A	L	64-77	Villanova (NR-18u)
D.14	H	W	74-70	Davidson
D.18	H	W	68-64	Florida State
D.28	A1	L	57-84	Oklahoma City
D.29	N1	L	52-70	Tulsa
D.30	N1	W	59-58	Cornell
J.2	N2	W	66-60	Davidson
J.4	A	L	62-77	Wake Forest (NR,12)
J				

ALL-TIME RESULTS

1962-63 (12-13 OVERALL, 5-9 ACC, T-4TH)

D.3	H	L	55-56	NC State
D.5	A	L	48-64	North Carolina
D.8	A	W	93-73	Georgia
D.13	H	L	67-92	Duke (NR,2)
D.15	A	L	67-87	Creighton
D.17	A	L	64-74	Iowa
D.28	N1	L	58-60	Vanderbilt
D.29	N1	W	72-49	Army
J.3	H	W	77-60	Georgia
J.5	A	L	62-80	Wake Forest
J.8	A	W	66-64	Furman
J.12	A	L	67-78	Duke (NR,6)
J.14	H	W	93-56	The Citadel
J.26	H	W	74-73	Furman
J.28	A	W	68-58	Virginia Military
F.2	H	W	71-70	Wake Forest
F.5	H	W	80-61	South Carolina
F.8	H	W	86-64	Virginia
F.9	H	W	62-60	Maryland
F.15	N2	L	50-66	NC State
F.16	N2	L	63-79	North Carolina
F.19	A	L	45-51	South Carolina
F.22	A	W	52-50	Virginia
F.23	A	L	67-69	Maryland
F.28	N3	L	78-79	NC State

N1 — Poinsettia Classic, Greenville, S.C.; N2 — North-South Doubleheader, Charlotte, N.C.; N3 — ACC Tournament, Raleigh, N.C.

1963-64 (13-12 OVERALL, 8-6 ACC, 3RD)

D.3	H	W	66-64	North Carolina
D.5	H	L	86-87	Georgia
D.8	A	L	57-68	The Citadel
D.14	A	L	52-75	Duke (NR,3)
D.16	A	L	48-56	Maryland
D.17	A	W	53-52	Virginia
D.20	H	W	100-80	Virginia Military
D.28	A1	L	55-76	Texas Western (NR,14)
D.30	N1	L	71-73	Baylor
J.4	A	W	87-61	Wake Forest
J.8	H	L	75-81	Duke (NR,9)
J.11	H	W	74-64	Erskine
J.14	A	W	74-68	Furman
J.25	A	L	56-67	South Carolina
F.4	H	L	58-66	Furman
F.6	A	W	83-81	Georgia
F.8	A	W	66-52	NC State
F.14	N2	W	69-90	North Carolina
F.15	N2	L	43-45	NC State
F.21	H	L	73-75	Wake Forest
F.25	H	W	63-50	South Carolina
F.28	H	W	83-68	Maryland
F.29	H	W	90-73	Virginia
M.5	N3	W	81-67	Maryland
M.6	N3	L	64-86	Wake Forest

N1 — Sun Bowl Carnival, El Paso, Texas; N2 — North-South Doubleheader, Charlotte, N.C.; N3 — ACC Tournament, Raleigh, N.C.; ^ denotes overtime

1964-65 (8-15 OVERALL, 4-10 ACC, 6TH)

D.1	A	L	59-77	North Carolina
D.5	H	W	72-60	Georgia
D.7	H	W	90-75	The Citadel
D.16	H	L	79-80	Duke (NR,6)
D.22	A	L	75-93	Georgia
D.28	N1	W	77-65	Auburn
D.29	N1	L	59-68	Baylor
J.5	H	W	80-66	Furman
J.7	H	L	65-67	Maryland
J.9	H	W	99-72	Virginia
J.12	A	L	81-106	Duke (NR,10)
J.30	H	W	94-87	South Carolina
F.1	A	L	75-82	Wake Forest
F.3	A	L	78-93	Georgia Tech
F.6	H	L	74-78	N.C.State (NR,18)
F.9	A	L	61-74	Furman
F.13	A	W	72-67	South Carolina
F.16	H	W	84-65	Wake Forest
F.19	N2	L	61-62	NC State (NR,18)
F.20	N2	L	84-86	North Carolina
F.26	A	L	71-88	Maryland
F.27	A	L	67-69	Virginia
M.4	N3	L	50-61	Maryland

N1 — Poinsettia Classic, Greenville, S.C.; N2 — North-South Doubleheader, Charlotte, N.C.; N3 — ACC Tournament, Raleigh, N.C.; ^ denotes overtime

1965-66 (15-10 OVERALL, 8-6 ACC, T-3RD)

D.1	H	W	84-74	North Carolina
D.4	A	L	68-83	Duke
D.17	N1	W	76-62	Alabama
D.18	A1	L	62-72	Virginia Tech
D.29	N2	W	85-57	Mississippi
D.30	N2	W	77-67	Manhattan



J.3	A	L	48-57	South Carolina
J.6	A	L	72-87	Georgia Tech
J.11	H	L	85-87	Duke (NR,1)
J.15	H	W	86-82	South Carolina
J.18	A	W	70-61	The Citadel
J.22	H	L	87-90	Virginia Tech
J.28	H	W	70-69	Virginia
J.29	H	W	71-66	Maryland
F.1	A	W	72-71	Wake Forest
F.3	H	W	107-72	Furman
F.5	A	L	58-76	NC State
F.10	A	W	98-86	Furman
F.14	H	W	104-89	Wake Forest
F.18	N3	L	66-70	North Carolina
F.19	N3	W	76-74	NC State
F.22	H	W	106-90	Georgia Tech
F.25	A	L	61-63	Virginia
F.26	A	W	81-69	Maryland

M.3 N4 L 52-60 South Carolina
N1 — VPI Invitational, Blacksburg, Va.; N2 — Poinsettia Classic, Greenville, S.C.; N3 — North-South Doubleheader, Charlotte, N.C.; N4 — ACC Tournament, Raleigh, N.C.; ^ denotes overtime

1966-67 (17-8 OVERALL, 9-5 ACC, 4TH)

D.1	A	L	65-76	North Carolina
D.3	H	W	102-85	The Citadel
D.16	N1	W	73-64	Miami (Fla.)
D.17	A1	L	44-52	Tennessee
D.29	N2	W	92-82	Louisiana State
D.30	A2	W	83-66	Furman
J.5	A	W	76-55	Georgia Tech
J.7	A	W	80-68	South Carolina
J.10	A	L	61-85	Duke
J.12	A	W	69-68	Furman
J.14	A	W	102-88	Virginia
J.16	A	L	48-68	Maryland
J.19	A	W	82-67	Furman
J.21	A	W	70-68	Virginia Tech
J.24	H	L	77-88	Georgia Tech
J.31	A	L	80-90	Wake Forest
F.4	H	W	80-60	NC State
F.7	H	W	73-57	South Carolina
F.11	H	W	70-68	Wake Forest
F.14	H	W	73-68	Duke (NR,14)
F.17	N3	W	62-50	NC State
F.18	N3	W	92-88	North Carolina (NR, 4)
F.25	H	W	65-61	Maryland
F.27	H	L	71-73	Virginia

M.9 N4 L 61-63 Wake Forest
N1 — Volunteer Classic, Knoxville, Tenn.; N2 — Poinsettia Classic, Greenville, S.C.; N3 — North-South Doubleheader, Charlotte, N.C.; N4 — ACC Tournament, Greensboro, N.C.; ^ denotes overtime

1967-68 (4-20 OVERALL, 3-11 ACC, T-7TH)

D.4	A	L	70-74	The Citadel
D.29	N1	L	63-77	Hardin-Simmons
D.30	A1	W	78-53	Furman
J.4	H	L	68-70	Furman
J.6	H	L	71-93	South Carolina
J.9	A	L	79-101	Duke

J.11	H	L	92-95	Virginia
J.13	H	L	83-115	North Carolina (NR,3)
J.15	H	W	94-93	Maryland
J.20	A	L	73-81	Virginia
J.24	A	L	81-104	Louisiana State
J.27	H	L	78-101	Virginia Tech
J.30	H	W	70-67	Wake Forest
F.1	A	L	64-99	Georgia Tech
F.3	A	L	66-78	NC State
F.7	A	L	74-89	South Carolina
F.10	A	W	78-66	Wake Forest
F.16	N2	L	74-96	North Carolina (NR,3)
F.17	N2	L	67-69	NC State
F.20	H	L	70-82	Duke (NR,8)
F.22	A	L	64-66	Furman
F.24	A	L	68-81	Maryland
F.28	H	L	51-80	Georgia Tech
M.7	N3	L	40-43	Duke (NR,6)

N1 — Poinsettia Classic, Greenville, S.C.; N2 — North-South Doubleheader, Charlotte, N.C.; N3 — ACC Tournament, Greensboro, N.C.; ^ denotes overtime

1968-69 (6-19 OVERALL, 2-12 ACC, T-7TH)

N.30*	H	W	76-72	Georgia Tech
D.7	H	L	85-86	Louisiana State
D.16	A	L	69-90	North Carolina (NR,2)
D.19	A	W	96-74	Alabama
D.21	N1	L	72-92	Auburn
D.28	A	L	70-96	Duke
J.2	H	L	72-73	The Citadel
J.4	A	L	62-77	South Carolina
J.8	A	L	66-72	Georgia Tech
J.11	A	L	75-82	Virginia
J.13	A	L	78-83	Maryland
J.16	H	W	91-70	Furman
J.23	A	W	95-82	Furman
J.25	A	L	75-86	Virginia Tech
F.1	H	W	78-77	NC State
F.5	H	L	76-85	Duke
F.7	H	L	67-70	Florida State
F.10	H	L	79-106	South Carolina
F.14	N2	L	74-84	NC State
F.15	N2	L	81-107	North Carolina (NR,2)
F.18	A	L	84-100	Wake Forest
F.22	H	L	83-84	Maryland
F.24	H	W	92-90	Virginia
F.27	H	L	104-112	Wake Forest

M.6 N3 L 70-94 North Carolina (NR,4)
N1 — Birmingham, Ala.; N2 — North-South Doubleheader, Charlotte, N.C.; N3 — ACC Tournament, Charlotte, N.C.; ^ denotes overtime; * — first game in Littlejohn Coliseum

1969-70 (7-19 OVERALL, 2-12 ACC, 8TH)

D.4	H	L	60-61	Auburn
D.17	H	W	104-95	Alabama
D.20	N1	L	103-111	Louisiana State (NR,15)
D.22	A1	L	82-90	Texas-El Paso
D.23	N2	L	63-78	Texas A&M
J.7	A	L	84-96	Georgia Tech
J.10	H	W	104-87	Virginia
J.12	H	L	68-75	Maryland

J.15	H	L	91-96	North Carolina (NR,7)
J.17	A	W	81-80	Furman
J.19	H	W	88-78	Georgia Tech
J.22	A	L	80-122	Florida State
J.24	H	W	87-79	Virginia Tech
J.26	H	L	76-97	South Carolina (NR,3)
J.28	H	W	93-67	Furman
J.31	A	L	87-119	NC State (NR,8)
F.4	H	L	88-92	Duke
F.7	A	L	52-99	South Carolina (NR,2)
F.9	A	L	75-91	Duke
F.13	N3	L	66-110	North Carolina (NR,10)
F.14	N3	L	84-102	NC State (NR,5)
F.18	A	L	71-97	Wake Forest
F.21	A	L	79-94	Virginia
F.23	A	L	85-103	Maryland
F.28	H	W	105-95	Wake Forest
M.5	N4	L	33-34	South Carolina (NR,3)

N1 — Charlotte, N.C.; A2, N2 — Sun Bowl Carnival, El Paso, Texas; N3 — North-South Doubleheader, Charlotte, N.C.; N4 — ACC Tournament, Charlotte, N.C.

1970-71 (9-17 OVERALL, 3-11 ACC, 8TH)

D.3	H	W	67-54	Furman
D.5	H	W	61-46	Mercer
D.18	A1	L	61-75	Vanderbilt
D.19	N1	W	67-51	Southern Methodist
J.2	A	L	53-81	South Carolina (NR,2)
J.6	A	L	55-72	Georgia Tech
J.9	A	L	56-66	Virginia
J.11	A	L	52-56	Maryland
J.14	A	L	72-92	North Carolina (NR,15)
J.16	H	L	56-82	Duke
J.18	H	W	59-50	NC State
J.20	H	L	64-74	Georgia Tech
J.23	A	L	66-76	Virginia Tech
J.28	H	W	45-44	Virginia (NR,15)
J.30	H	W	91-87	Indiana State
F.1	A	L	61-77	Furman
F.6	H	L	44-47	South Carolina (NR,7)
F.8	H	W	77-52	Rollins
F.12	N2	L	57-64	NC State
F.13	N2	L	48-86	North Carolina (NR,11)
F.16	A	L	57-74	Wake Forest
F.20	H	W	56-53	Virginia Tech
F.23	H	W	51-45	Maryland
F.26	H	L	54-64	Wake Forest
M.2	A	L	60-70	Duke
M.11	N3	L	41-76	North Carolina (NR,13)

A1, N1 — Music City Classic, Nashville, Tenn.; N2 — North-South Doubleheader, Charlotte, N.C.; N3 — ACC Tournament, Greensboro, N.C.; ^ denotes overtime

1971-72 (10-16 OVERALL, 2-12 ACC, 7TH)

D.4	N1	L	65-76	Davidson
D.11	H	W	72-66	Purdue
D.18	A	W	82-77	Indiana State
D.21	A	L	64-93	Cincinnati
D.29	N2	W	67-49	Holy Cross
D.30	N2	W	77-67	Auburn
J.5	A	W	66-57	Georgia Tech

ALL-TIME RESULTS

J. 8	H	W	63-61	Maryland (NR,12)
J. 12	H	L	61-81	North Carolina (NR,3)
J. 15	A	L	69-71	Duke
J. 17	A	L	46-58	NC State
J. 19	H	W	74-72	Furman
J. 22	H	W	85-73	Virginia Tech
J. 29	H	W	83-70	Georgia Tech
J. 31	H	L	58-62	Virginia (NR,8)
F. 2	A	L	44-48	Virginia Tech
F. 5	H	L	58-62	South Carolina (NR,8)
F. 11	N3	L	50-73	North Carolina (NR,3)
F. 12	N3	L	59-74	NC State
F. 16	A	L	51-59	Wake Forest
F. 19	A	L	57-67	Maryland (NR,19)
F. 21	A	L	60-62	Virginia (NR,6)
F. 26	H	L	63-70	Wake Forest
M. 1	H	W	59-40	Duke
M. 4	A	L	64-77	South Carolina (NR,8)
M. 9	N4	L	52-54	Maryland (NR,13)

N1 — Charlotte, N.C.; N2 — Poinsettia Classic, Greenville, S.C.; N3 — North-South Doubleheader, Charlotte, N.C.; N4 — ACC Tournament, Greensboro, N.C.; ^ denotes overtime

1972-73 (12-14 OVERALL, 4-8 ACC, T-4TH)

N. 28	H	W	86-77	Georgia Tech
D. 2	N1	L	59-65	Davidson
D. 6	A	L	69-83	Furman
D. 9	H	W	89-68	Presbyterian
D. 16	N2	L	60-63	Villanova
D. 22	H	W	70-63	Kent State
D. 28	N3	W	80-65	Pepperdine
D. 29	A3	L	59-70	Furman
J. 3	H	W	75-68	Niagara
J. 6	H	L	75-79	Maryland (NR,2)
J. 10	A	L	58-92	North Carolina (NR,7)
J. 13	A	L	73-75	Duke
J. 17	A	L	59-87	St. John's (NR,17)
J. 20	H	L	76-86	NC State (NR,2)
J. 24	H	W	72-54	The Citadel
J. 27	H	W	64-63	Virginia
F. 3	A	W	74-57	Georgia Tech
F. 6	H	W	89-68	Stetson
F. 9	N4	L	61-68	NC State (NR,2)
F. 10	N4	L	69-84	North Carolina (NR,6)
F. 14	H	W	86-61	Wake Forest
F. 17	A	L	66-69	Maryland (NR,10)
F. 19	A	W	56-54	Virginia
F. 24	A	L	55-58	Wake Forest
F. 28	H	W	75-50	Duke
M. 8	N5	L	61-77	Maryland (NR,10)

N1 — Charlotte, N.C.; N2 — Philadelphia, Pa.; N3, N4 — Poinsettia Classic, Greenville, S.C.; N4 — North-South Doubleheader, Charlotte, N.C.; N5 — ACC Tournament, Greensboro, N.C.; ^ denotes overtime

1973-74 (14-12 OVERALL, 3-9 ACC, T-5TH)

N. 30	H1	W	87-72	Auburn
D. 1	H1	W	68-58	Saint John's
D. 5	A	W	81-80	Purdue
D. 7	N2	L	58-65	Florida State
D. 8	N2	W	71-66	Duquesne
D. 15	H	W	63-61	Georgia Tech
D. 18	H	L	70-74	Louisville (NR,8)
D. 28	N3	W	78-63	Delaware
D. 29	A3	W	75-67	Furman
J. 5	A	L	60-89	Maryland (NR,3)
J. 9	H	L	90-102	North Carolina (NR,5)
J. 12	A	L	68-96	NC State (NR,4)
J. 16	A	L	50-63	Duke
J. 19	A	L	65-74	Wake Forest
J. 23	H	W	58-54	Furman
J. 26	H	W	61-51	Virginia
J. 30	H	W	62-58	The Citadel
F. 2	A	L	60-61	North Carolina (NR,4)
F. 6	H	W	73-65	East Tennessee St.
F. 13	H	W	74-73	Wake Forest
F. 16	H	L	54-56	Maryland (NR,6)
F. 20	A	L	68-81	Virginia
F. 23	H	L	75-80	NC State (NR,1)
F. 27	H	W	74-68	Duke
M. 2	A	W	71-58	Georgia Tech
M. 7	N4	L	63-68	Virginia

H1 — IPTAY Tournament; N2 — Steel Bowl Tournament, Pittsburgh, Pa.; N3 — Poinsettia Classic, Greenville, S.C.; N4 — ACC Tournament, Greensboro, N.C.; ^ denotes overtime

1974-75 (17-11 OVERALL, 8-4 ACC, T-2ND)

Ranked 19th in final UPI Poll

N. 29	H1	W	93-80	Mississippi
N. 30	H1	L	75-76	Pennsylvania (NR,14)
D. 4	H	W	82-69	Furman
D. 7	H	W	103-57	Appalachian State
D. 18	A	L	75-90	Louisville (NR,4)
D. 20	N2	L	63-67	La Salle
D. 21	A2	L	69-71	Dayton
D. 27	N3	W	63-59	Auburn

D. 28	A3	L	52-66	Minnesota
D. 31	A	W	92-73	Florida Southern
J. 4	H	W	86-68	Virginia
J. 9	A	L	72-74	North Carolina (NR,15)
J. 15	A	L	72-75	Duke
J. 18	H	W	80-77	Wake Forest
J. 22	H	W	83-82	Maryland (NR,3)
J. 25	A	W	74-64	Virginia
J. 29	H	W	106-75	The Citadel
F. 1	H	W	80-72	North Carolina (NR,10)
F. 4	A	L	89-92	NC State (15,6)
F. 12	A	W	71-54	W. Forest (18,NR)
F. 15	H	W	100-66	Duke (18,NR)
F. 19	A	W	85-69	Georgia Tech (16,NR)
F. 22	H	W	92-70	NC State (16,4)
F. 26	A	L	64-70	Maryland (11,2)
M. 1	H	W	93-59	Biscayne (11,NR)
M. 6	N4	W	78-76	Duke (14,NR)
M. 7	N4	L	71-76	North Carolina (14,12)
M. 15	N5	L	86-91	Providence (14,NR)

H1 — IPTAY Tournament; A2, N2 — Dayton Invitational, Dayton, Ohio; A3, N3 — Pillsbury Classic, Minneapolis, Minn.; N4 — ACC Tournament, Greensboro, N.C.; N5 — NIT, New York, N.Y.; ^ denotes overtime

1975-76 (18-10 OVERALL, 5-7 ACC, T-4TH)

N. 28	H1	W	78-64	Harvard
N. 29	N1	L	81-87	Austin Peay
D. 3	A	W	92-86	Furman
D. 6	H	W	93-49	Baptist
D. 13	H	W	103-64	Presbyterian
D. 16	A	W	59-54	Jacksonville
D. 19	N2	W	82-46	Middle Tennessee
D. 20	A2	L	66-77	Tennessee (NR,11)
D. 29	N3	W	80-60	Boston College
D. 30	N3	W	72-54	Davidson
J. 2	H	W	103-71	Biscayne
J. 7	H	L	64-83	North Carolina (NR,6)
J. 10	A	W	81-68	The Citadel
J. 14	H	W	102-96	Duke
J. 17	A	W	86-81	Wake Forest (NR,5)
J. 21	A	W	82-77	Maryland (NR,2)
J. 24	H	L	62-69	Virginia
J. 28	H	W	89-65	Furman
J. 31	A	L	64-79	North Carolina (NR,4)
F. 3	A	L	89-92	NC State (NR,10)
F. 11	H	L	77-84	Wake Forest
F. 14	H	L	89-98	Maryland (NR,4)
F. 18	A	L	77-90	Virginia
F. 21	H	W	103-90	NC State (NR,12)
F. 25	A	W	90-89	Duke
F. 28	H	W	122-79	Florida Southern
M. 4	N4	W	76-63	Wake Forest
M. 5	N4	L	74-82	North Carolina (NR,4)

H1 — IPTAY Tournament; A2, N2 — Volunteer Classic, Knoxville, Tenn.; N3 — Charlotte Invitational, Charlotte, N.C.; N4 — ACC Tournament, Landover, Md.; ^ denotes overtime

1976-77 (22-6 OVERALL, 8-4 ACC, T-2ND)

N. 26	H	W	104-50	Yale
N. 27	H1	W	108-92	Florida State
D. 1	H	W	110-72	Furman
D. 4	H	W	110-55	Georgia Southern
D. 11	H	W	133-78	Tennessee Tech (11,NR)
D. 14	H	W	98-67	Buffalo (13,NR)
D. 16	N2	W	94-42	Biscayne (13,NR)
D. 18	A	W	78-64	Stetson (13,NR)
D. 27	A3	L	49-67	Marquette (11,6)
D. 28	N3	W	128-76	Boston College (11,NR)
J. 5	N4	L	63-91	North Carolina (16,6)
J. 8	H	W	98-69	Georgia Tech (16,NR)

J. 12	A	W	80-73	Duke (17,NR)
J. 15	H	L	82-84	Wake Forest (17,7)
J. 19	H	W	93-71	Maryland (NR,13)
J. 22	A	W	63-54	Virginia
J. 26	A	W	94-86	Furman (19,NR)
J. 29	H	W	93-73	North Carolina (19,4)
F. 1	H	W	60-59	NC State (16,NR)
F. 3	H	W	77-55	Cleveland State (16,NR)
F. 8	A	W	70-66	Wake Forest (15,4)
F. 12	A	L	78-84	Maryland (15,NR)
F. 16	H	L	65-71	Virginia (18,NR)
F. 19	A	W	68-66	NC State (18,NR)
F. 23	H	W	67-63	Duke (18,NR)
F. 26	H	W	120-56	Roanoke (19,NR)
M. 3	N5	W	82-74	Duke (18,NR)
M. 4	N5	L	60-72	Virginia (18,NR)

H1 — IPTAY Tournament; N2 — Miami, Fla.; N3 — Dairyland Classic, Milwaukee, Wis.; N4 — Greensboro, N.C.; N5 — ACC Tournament, Greensboro, N.C.; ^ denotes overtime

1977-78 (15-12 OVERALL, 3-9 ACC, T-6TH)

N. 25	H1	W	125-62	Texas Christian
N. 26	H1	W	82-75	Rhode Island
N. 30	A	W	101-83	Furman
D. 3	H	W	99-65	The Citadel
D. 7	H	W	98-58	American
D. 10	A	L	66-72	South Carolina
D. 17	H	W	93-88	Appalachian State
D. 20	N2	W	82-58	Catholic
D. 21	N2	W	94-61	Canisius
D. 30	N3	W	100-55	Boston University
J. 4	H	L	77-79	North Carolina (NR,2)
J. 7	H	W	79-58	South Carolina
J. 11	H	L	85-107	Duke
J. 14	N4	L	90-91	Wake Forest
J. 16	A	L	75-90	Maryland
J. 21	H	W	79-70	Virginia (NR,13)
J. 25	H	L	68-87	Furman
J. 28	A	L	64-98	North Carolina (NR,3)
J. 31	A	L	69-73	NC State
F. 4	H	W	85-65	Stetson
F. 8	H	W	91-81	Wake Forest (NR,14)
F. 11	H	L	75-80	Maryland
F. 15	A	W	63-55	Virginia (NR,17)
F. 18	H	L	65-72	NC State
F. 22	A	L	62-78	Duke (NR,13)
F. 25	H	W	91-47	Biscayne
M. 1	N5	L	72-83	Duke (NR,15)

N1 — IPTAY Tournament; N2 — Charleston, S.C.; N3 — Jacksonville, S.C.; N4 — Greensboro, N.C.; N5 — ACC Tournament, Greensboro, N.C.; ^ denotes overtime

1978-79 (19-10 OVERALL, 5-7 ACC, T-5TH)

N. 24	H	W	108-67	Catholic
N. 27	H	W	106-74	Furman
D. 1	H1	W	73-57	Brown
D. 2	H1	W	72-52	Kent State
D. 6	A	W	70-65	South Carolina
D. 9	H	W	71-58	The Citadel
D. 16	H	W	71-56	Western Carolina
D. 28	A2	W	68-57	Texas-El Paso
D. 29	N2	W	58-57	Texas Tech
J. 3	N3	L	68-90	North Carolina (NR,3)
J. 6	A	L	56-58	The Citadel
J. 10	A	L	54-73	Duke (NR,7)
J. 13	H	W	71-66	Wake Forest
J. 17	H	L	63-77	Maryland (NR,19)
J. 20	A	L	54-61	Virginia
J. 24	A	W	64-58	Furman
J. 27	H	W	66-61	North Carolina (NR,2)
J. 30	H	W	85-72	NC State (NR,20)

F. 1	H	W	110-73	Colgate
F. 3	H	W	74-64	South Carolina
F. 7	N3	W	85-74	Wake Forest
F. 10	A	L	69-77	Maryland (NR,19)
F. 14	H	L	68-72	Virginia
F. 17	A	L	58-83	NC State
F. 21	H	W	70-49	Duke (NR,6)
F. 24	H	W	81-47	Buffalo State
M. 1	N4	L	67-75	Maryland
M. 7	A5	W	68-67	Kentucky
M. 12	H6	L	59-61	Old Dominion

H1 — IPTAY Tournament; A2, N2 — Sun Bowl Carnival, El Paso, Texas; N3 — Greensboro, N.C.; N4 — ACC Tournament, Greensboro, N.C.; A5 — NIT, Lexington, Ky.; H6 — NIT; ^ denotes overtime

1979-80 (23-9 OVERALL, 8-6 ACC, 4TH)

N. 30	H1	W	90-72	Siena
D. 1	H1	W	94-61	Middle Tennessee
D. 5	H	W	93-73	South Carolina
D. 8	H	W	93-59	Baptist
D. 15	H	W	98-73	Rider
D. 17	H	W	113-74	Georgia Southern
D. 27	N2	W	79-68	Texas Tech
D. 28	N2	W	85-65	UNC-Charlotte
D. 29	N2	L	67-72	Oregon State (NR,18)
J. 2	H	W	93-76	North Carolina (NR,6)
J. 5	A	W	56-48	Georgia Tech
J. 9	H	W	87-82	Duke (18,1)
J. 12	A	L	83-86	Wake Forest (18,NR)
J. 16	A	L	83-84	Maryland (17,NR)
J. 19	H	W	88-68	Virginia (17,12)
J. 23	H	W	85-67	Furman (12,NR)
J. 26	A	L	70-73	North Carolina (12,13)
J. 29	A	L	67-80	NC State (16,NR)
J. 31	H	W	76-52	Georgia Tech (16,NR)
F. 2	A	W	61-60	South Carolina (16,NR)
F. 6	H	W	86-69	Wake Forest (16,NR)
F. 9	H	W	90-81	Maryland (16,7)
F. 13	A	L	87-89	Virginia (10,NR)
F. 16	H	W	87-80	NC State (10,20u)
F. 20	A	L	82-87	Duke (12,17)
F. 22	H	W	38-27	UNC-Asheville (12,NR)
F. 28	N3	W	57-49	Virginia (17,NR)
F. 29	N3	L	85-91	Maryland (17,7)
M. 6	N4	W	76-73	Utah State
M. 8	N4	W	71-66	Brigham Young (NR,12)
M. 12	N5	W	74-66	Lamar
M. 15	N5	L	74-85	UCLA

H1 — IPTAY Tournament; N2 — Far West Classic, Portland, Ore.; N3 — ACC Tournament, Greensboro, N.C.; N4 — NCAA West Regional, Ogden, Utah; N5 — NCAA West Regional, Tucson, Ariz.; ^ denotes overtime

1980-81 (20-11 OVERALL, 6-8 ACC, T-5TH)

N. 28	N1	W	82-64	Cornell
N. 29	H1	W	99-71	Fairfield
D. 3	H	W	102-59	Samford
D. 6	A	W	82-69	South Carolina
D. 13	H	W	108-41	Illinois Tech
D. 16	H	W	124-70	West Virginia Tech
D. 19	N2	W	67-56	Illinois State
D. 20	A2	L	67-68	

ALL-TIME RESULTS

J. 19	H	L	59-74	Virginia (19,2)
J. 21	H	W	72-48	Georgia Tech (19,NR)
J. 24	A	L	57-75	Duke (19,NR)
J. 28	H	L	47-61	North Carolina (NR,12)
J. 31	A	W	69-67	Furman
F. 4	A	W	82-76	NC State
F. 8	H	W	115-91	South Carolina
F. 12	A	L	70-72	Maryland (NR,19)
F. 14	A	L	58-73	Virginia (NR,1)
F. 18	H	W	81-71	Wake Forest (NR,11)
F. 21	A	L	61-75	North Carolina (NR,13)
F. 25	H	W	^54-52	Duke
F. 28	H	W	91-69	Baltimore
M. 5	N4	L	71-80	Wake Forest (NR,11)
M. 12	H5	L	82-90	Temple

1981-82 (14-14 OVERALL, 4-10 ACC, T-6TH)

N. 27	H1	W	109-91	Bowling Green
N. 28	H1	W	79-72	Stetson
D. 2	H	W	102-53	Austin Peay State
D. 5	H	W	61-60	Arkansas-Little Rock
D. 12	H	W	67-65	South Carolina
D. 14	H	W	96-56	West Chester State
D. 18	N2	L	68-80	Iowa (NR,6)
D. 19	N2	W	59-32	Mississippi State
J. 2	A	L	59-75	NC State (NR,20)
J. 6	A	W	62-57	Georgia Tech
J. 9	H	L	54-68	Wake Forest
J. 16	A	L	57-62	Maryland
J. 17	A	L	68-89	Virginia (NR,3)
J. 20	H	W	55-49	Georgia Tech
J. 23	H	L	44-50	Duke
J. 27	A	L	72-77	North Carolina (NR,2)
J. 30	A	W	88-56	The Citadel
F. 3	H	W	65-54	NC State
F. 6	A	L	86-94	South Carolina
F. 10	A	L	76-94	Wake Forest (NR,16)
F. 13	H	L	54-56	Virginia (NR,1)
F. 15	H	W	79-62	Furman
F. 17	H	W	75-66	Maryland
F. 20	H	L	49-55	North Carolina (NR,2)
F. 24	A	L	^47-73	Duke
F. 27	H	W	91-70	Maryland-Eastern Shore
M. 5	N3	L	54-56	Virginia (NR,3)
M. 12	H4	L	49-53	Mississippi

1982-83 (11-20 OVERALL, 2-12 ACC, 8TH)

N. 26	N1	W	^82-79	Texas A&M
N. 27	N1	L	63-72	Vanderbilt
N. 28	N1	L	66-76	Washington
D. 3	H2	W	85-73	Bucknell
D. 4	H2	L	58-60	Southern Miss
D. 6	H	W	63-56	The Citadel
D. 11	H	W	95-69	Presbyterian
D. 15	H	W	76-59	Campbell
D. 18	H	L	72-75	Vanderbilt
D. 28	N3	L	54-60	Kansas State
D. 29	N3	L	59-69	Texas-El Paso
J. 4	A	W	51-50	Furman
J. 7	H	L	70-76	NC State (NR,16)
J. 11	A	L	66-71	Georgia Tech
J. 15	A	L	76-89	Wake Forest
J. 19	H	L	61-80	Maryland
J. 22	A	L	87-105	Virginia (NR,7)
J. 24	H	W	58-56	Georgia Tech
J. 27	A	L	77-94	South Carolina
J. 29	A	L	96-99	Duke
F. 2	H	L	81-84	North Carolina (NR,1)
F. 5	H	W	81-60	Baptist
F. 9	A	L	83-90	NC State
F. 12	H	W	86-81	South Carolina
F. 16	H	L	82-86	Wake Forest
F. 19	A	L	88-92	Maryland
F. 23	H	L	^83-85	Virginia (NR,3)
F. 27	A	L	80-93	North Carolina (NR,11)
M. 2	H	W	93-86	Duke
M. 5	H	W	92-88	Illinois-Chicago
M. 11	N4	L	79-105	North Carolina (NR,5)

1983-84 (14-14 OVERALL, 3-11 ACC, 8TH)

N. 26	H	W	105-55	Wagner
N. 26	H1	W	^66-61	Marquette
N. 30	H1	W	71-67	Furman
D. 3	H	W	72-71	South Carolina
D. 10	H	W	92-70	The Citadel
D. 17	A	W	70-62	Vanderbilt
D. 19	H	W	102-52	Baylor

D. 28	A	L	55-69	Nevada-Las Vegas
D. 30	N1	L	61-63	Marshall
J. 4	H	W	97-63	Saint Francis
J. 9	H	W	63-61	NC State (NR,12)
J. 11	H	W	79-69	Georgia Tech
J. 14	H	W	71-59	Baptist
J. 17	A	L	72-85	Maryland (NR,7)
J. 21	H	L	73-74	Virginia
J. 26	A	L	52-59	Georgia Tech
J. 28	H	L	65-67	Duke
F. 1	A2	L	75-97	North Carolina (NR,1)
F. 4	H	L	^72-76	Wake Forest (NR,15)
F. 8	A	L	59-69	NC State
F. 11	A	W	61-59	South Carolina
F. 15	A2	L	57-68	Wake Forest (NR,13)
F. 18	H	L	^65-66	Maryland (NR,17)
F. 21	A	L	70-77	Virginia
F. 26	H	L	71-82	North Carolina (NR,1)
F. 29	A	W	77-76	Duke (NR,15)
M. 3	H	W	62-52	Campbell
M. 9	N2	L	66-78	North Carolina (NR,1)


1984-85 (16-13 OVERALL, 5-9 ACC, T-6TH)

N. 26	H	L	^67-68	Tennessee Tech
N. 30	H1	W	90-55	Campbell
D. 1	H1	W	79-69	South Alabama
D. 5	A	L	66-71	South Carolina
D. 8	H	W	89-62	Augusta
D. 15	H	W	81-75	Middle Tennessee
D. 19	A	L	^55-53	Furman
D. 28	N2	W	86-72	Massachusetts
D. 29	A2	W	81-74	Vanderbilt
J. 2	H	W	84-77	Appalachian State
J. 8	A	W	90-81	Georgia Tech (NR,8)
J. 10	H	L	68-71	NC State
J. 12	A	L	61-83	Wake Forest
J. 16	A	L	84-94	Maryland
J. 19	H	W	82-62	Virginia
J. 23	H	L	59-64	Georgia Tech (NR,16)
J. 26	H	L	83-100	Duke (NR,5)
J. 30	H	W	52-50	North Carolina (NR,11)
F. 2	H	W	96-65	Delaware State
F. 6	A	L	57-69	NC State
F. 9	H	W	98-81	South Carolina
F. 13	H	W	80-65	Wake Forest
F. 17	H	W	71-64	Maryland (NR,10)
F. 20	A	L	66-69	Virginia
F. 23	A	L	50-84	North Carolina (NR,13)
F. 27	A	L	73-90	Duke (NR,6)
M. 2	H	W	100-55	Winthrop
M. 8	N3	L	63-70	NC State (NR,18)
M. 15	%A	L	65-67	UT-Chattanooga

1985-86 (19-15 OVERALL, 3-11 ACC, 7TH)

N. 25	H	W	83-57	Maryland-Eastern Shore
N. 29	H1	W	92-67	East Tennessee St.
N. 30	H1	W	70-60	South Florida
D. 2	H	W	101-63	Rider
D. 4	H	W	79-36	Morgan State
D. 7	H	W	^73-66	South Carolina
D. 14	H	W	87-60	Bethune-Cookman
D. 16	H	W	89-63	Baptist
D. 18	H	W	100-60	Georgia State
D. 21	A	W	65-64	Texas Tech
D. 28	N1	W	81-76	Bradley
D. 29	N1	L	64-69	Missouri
D. 30	N1	W	69-62	Seton Hall
J. 6	H	W	91-64	Wake Forest
J. 11	H	L	81-83	Virginia
J. 13	A	L	57-60	NC State
J. 15	H	L	71-83	Georgia Tech (NR,5)
J. 23	A	L	64-65	South Carolina
J. 25	A	W	46-43	Wake Forest
J. 29	A	L	78-89	Duke (NR,5)
F. 1	A	L	67-85	North Carolina (NR,1)
F. 5	H	L	^69-73	NC State (NR,19)
F. 8	A	L	69-78	Maryland
F. 12	H	L	64-79	North Carolina (NR,1)
F. 13	H	W	96-52	Florida A&M
F. 15	H	W	70-60	Maryland
F. 17	H	W	75-57	Furman
F. 22	A	L	69-82	Virginia
F. 26	H	L	69-77	Duke (NR,1)
M. 2	A	L	63-74	Georgia Tech (NR,4)
M. 7	N2	L	61-79	Georgia Tech (NR,6)
M. 13	%H	W	99-81	Middle Tennessee
M. 17	%A	W	77-65	Georgia
M. 20	%A	L	57-62	Wyoming

H1 — IPTAY Tournament; N1 — Rainbow Classic; N2 — ACC Tournament, Greensboro, N.C.; % — NIT; ^ denotes overtime



JOHN "MOOSE" CAMPBELL
 AVERAGED 10.9 POINTS PER GAME ON CLEMSON'S 1980 NCAA ELITE EIGHT TEAM.

1986-87 (25-6 OVERALL, 10-4 ACC, 2ND)

				Ranked 13th by AP, 15th by UPI	
N. 28	H1	W	108-91	Georgia State	
N. 29	H1	W	92-77	Boston University	
D. 3	H	W	89-58	UNC-Asheville	
D. 6	H	W	86-72	Texas Tech	
D. 14	A	W	71-65	South Carolina	
D. 16	H	W	103-45	Prairie View A&M	
D. 17	H	W	112-39	Armstrong State	
D. 29	N1	W	95-42	Delaware State	
D. 30	A1	W	76-44	Arkansas-Little Rock	
J. 2	N2	W	90-86	Fordham	
J. 3	A2	W	93-74	Hawaii Pacific	
J. 7	H	W	73-69	NC State (20,18)	
J. 10	A	W	^91-88	Wake Forest (20,NR)	
J. 12	H	W	108-55	Fla. International (12,NR)	
J. 14	H	W	94-77	Furman (12,NR)	
J. 17	H	W	72-64	Maryland (12,NR)	
J. 20	A	W	67-66	Georgia Tech (10,NR)	
J. 24	H	L	^103-105	Duke (10,12)	
J. 26	H	W	96-69	Winthrop (14,NR)	
J. 28	H	L	99-108	North Carolina (14,1)	
J. 31	H	W	89-83	Virginia (14,NR)	
F. 4	A	W	80-79	Maryland (12,NR)	
F. 7	H	W	74-52	South Carolina (12,NR)	
F. 11	A	W	78-75	NC State (12,NR)	
F. 14	A	W	^94-90	Virginia (12,NR)	
F. 18	H	W	87-71	Wake Forest (10,NR)	
F. 21	A	L	80-96	North Carolina (10,3)	
F. 25	H	W	88-77	Georgia Tech (13,NR)	
F. 28	A	L	59-65	Duke (13,17)	
M. 6	N3	L	62-69	Wake Forest (13,NR)	
M. 13	N4	L	60-65	SW Missouri St. (13,NR)	

1987-88 (14-15 OVERALL, 4-10 ACC, 7TH)

N. 27	N1	W	69-54	Oregon State
N. 30	H	W	81-60	Baptist
D. 2	H	W	71-61	Towson State
D. 5	H	W	103-68	Mercer
D. 12	H	W	76-57	Coastal Carolina
D. 15	H	L	85-88	Southern Miss
D. 16	H	W	91-45	Augusta
D. 28	N2	L	88-93	Michigan (NR,11)
D. 29	N2	W	98-47	Fla. International
J. 6	A	L	61-70	NC State
J. 9	A	L	53-68	Maryland
J. 10	A	L	75-77	Virginia
J. 13	H	W	83-48	Rider
J. 16	H	W	75-62	Wake Forest
J. 20	H	W	76-65	Furman
J. 23	H	W	69-65	South Carolina
J. 26	A	L	76-85	Georgia Tech
F. 1	A	L	63-101	Duke (NR, 5)

F. 4	H	L	64-88	North Carolina (NR,8)
F. 6	A	L	63-75	South Carolina
F. 10	H	L	66-70	Maryland
F. 18	H	L	63-88	NC State
F. 21	H	W	65-62	Virginia
F. 24	A3	L	73-79	Wake Forest
F. 28	A	L	52-88	North Carolina (NR,9)
M. 2	H	W	79-77	Duke (NR,9)
M. 5	H	W	^97-94	Georgia Tech (NR,13)
M. 11	N3	L	72-79	NC State (NR,11)
M. 18	A4	L	69-74	Southern Miss

1988-89 (19-11 OVERALL, 7-7 ACC, 6TH)

N. 28	H	W	96-82	The Citadel
D. 1	A	W	79-64	Furman
D. 3	A	L	70-90	South Carolina
D. 10	H	W	79-36	Wagner
D. 13	H	W	93-70	S.C. State
D. 17	A	W	77-63	Hofstra
D. 27	N1	W	81-77	Middle Tennessee
D. 29	A1	W	74-61	Oregon
D. 30	A1	L	58-72	Oregon State
J. 5	H	L	65-73	NC State (NR,16)
J. 7	H	W	75-58	Maryland
J. 11	H	W	88-70	Virginia
J. 14	A	W	75-71	Wake Forest
J. 18	H	W	104-74	Youngstown State
J. 21	H	W	77-60	Western Carolina
J. 25	A	L	74-75	Georgia Tech (NR,22)
J. 29	A	L	62-92	Duke (NR,8)
F. 1	H	W	85-82	North Carolina (NR,8)
F. 4	H	W	78-65	South Carolina
F. 7	A	L	87-98	Maryland
F. 11	H	W	96-71	Liberty
F. 15	A	L	75-90	NC State (NR,19)
F. 18	A	L	83-85	Virginia
F. 22	H	W	94-83	Wake Forest
F. 25	A	L	86-100	North Carolina (NR,5)
M. 1	H	W	79-74	Duke (NR,9)
M. 4	H	W	^81-79	Georgia Tech (NR,25)
M. 10	N2	L	73-90	Virginia
M. 16	N3	W	83-70	

ALL-TIME RESULTS

D. 18	A#	W	104-79	UNC-Charlotte
D. 27	N3	L	71-73	Villanova
D. 28	N3	W	85-65	Niagara
J. 2	A	L	77-79	NC State (NR,18)
J. 6	H	W	82-77	Maryland
J. 9	A	W	76-70	Virginia
J. 11	H	W	78-54	UNC-Asheville
J. 13	H	W	76-57	Wake Forest
J. 15	H	W	117-59	Georgia State
J. 17	H	W	97-61	Western Carolina
J. 20	H	W	91-58	Hofstra
J. 25	H	W	91-90	Georgia Tech (NR,13)
J. 27	A	L	60-83	North Carolina
J. 31	A	L	80-94	Duke (NR,5)
F. 3	H	W	83-65	South Carolina
F. 7	A	W	75-73	Maryland
F. 10	H	W	74-63	Virginia
F. 12	H	W	89-81	NC State
F. 14	H	W	85-74	Furman
F. 21	A	W	89-75	Wake Forest
F. 24	H	W	69-61	North Carolina (23,NR)
F. 28	H	W	97-93	Duke (20,5)
M. 3	A	L	69-85	Georgia Tech (20,11)
M. 5	A	L	53-54	South Carolina (17,NR)
M. 9	N4	W	79-70	Wake Forest (17,NR)
M. 10	N4	L	66-69	Virginia (17,NR)
M. 15	N5	W	*49-47	Brigham Young (17,NR)
M. 17	N5	W	*79-75	La Salle (17,12)
M. 22	N6	L	*70-71	Connecticut (17,3)

N1 — San Juan Shootout, San Juan, Puerto Rico; N2 — ACC-Big East Challenge, Greensboro Coliseum; # — Charlotte Coliseum; N3 — Texaco Star Classic, San Diego, Calif.; N4 — ACC Tournament, Charlotte, N.C.; N5 — NCAA Eastern Regional, Hartford, Conn.; N6 — NCAA Eastern Regional, East Rutherford, N.J.; * — NCAA participation vacated

1990-91 (11-17 OVERALL, 2-12 ACC, 8TH)

N. 24	H	W	90-73	Maryland-BC
N. 26	H	W	96-56	Samford
N. 28	H	W	91-77	The Citadel
D. 2	H	W	68-66	Furman
D. 4	N1	L	62-78	Seton Hall
D. 8	H	W	75-68	Wisconsin-Green Bay
D. 15	H	L	100-108	UNC-Charlotte
D. 17	H	W	103-83	S.C. State
D. 20	N2	W	71-70	Coppin State
D. 21	N2	W	99-89	Florida Atlantic
J. 2	A	L	70-74	NC State
J. 5	A	L	65-81	Maryland
J. 8	H	L	78-82	Virginia (NR,13)
J. 12	H	L	*88-93	Wake Forest
J. 16	H	W	103-82	Western Carolina
J. 19	H	L	52-71	Temple
J. 24	A	L	68-89	Georgia Tech (NR,25)
J. 26	H	L	70-99	Duke (NR,7)
J. 31	H	L	77-90	North Carolina (NR,9)
F. 2	A	L	53-58	South Carolina
F. 6	H	W	73-69	Maryland
F. 10	H	L	62-72	NC State
F. 16	A	L	47-57	Virginia
F. 23	A	L	57-73	North Carolina (NR,6)
F. 24	A	L	55-81	Wake Forest
F. 27	A	L	62-79	Duke (NR,8)
M. 2	H	W	69-62	Georgia Tech (NR,24)
M. 8	N3	L	59-67	North Carolina (NR,7)

N1 — ACC-Big East Challenge, Syracuse, N.Y.; N2 — Florida International Tournament, Miami, Fla.; N3 — Charlotte Coliseum; ^ denotes overtime

1991-92 (14-14 OVERALL, 4-12 ACC, 9TH)

N. 30	H	W	114-69	Morehead State
D. 2	H	W	96-76	Oral Roberts
D. 7	H	W	87-67	Charleston Southern
D. 14	H	W	85-60	Tennessee State
D. 16	H	W	87-83	Furman
D. 28	N1	L	87-95	Texas
D. 29	N1	W	63-60	Northern Iowa
J. 4	H	L	58-73	Wake Forest (NR,20)
J. 9	A	L	69-103	North Carolina (NR,8)
J. 11	H	W	94-54	UNC-Asheville
J. 13	H	W	79-59	Wofford
J. 18	H	L	75-78	NC State
J. 22	H	W	51-48	Virginia
J. 25	A	L	71-84	Maryland
J. 27	A	L	73-112	Duke (NR,1)
J. 29	A	W	81-71	Western Carolina
F. 1	H	W	55-52	South Carolina
F. 5	H	W	*95-78	Georgia Tech (NR,24)
F. 8	A	L	90-102	Florida State (NR,23)
F. 12	A	L	48-60	Wake Forest
F. 15	H	L	72-80	North Carolina (NR,4)
F. 18	H	W	68-67	Florida State (NR,16)
F. 22	H	W	82-70	Maryland
F. 26	A	L	61-63	NC State
F. 29	A	L	49-69	Virginia
M. 4	H	L	97-98	Duke (NR,1)
M. 8	A	L	82-101	Georgia Tech
M. 12	N2	L	75-81	Maryland

N1 — Sun Bowl Carnival, El Paso, Texas; N2 — ACC Tournament, Charlotte, N.C.

1992-93 (17-13 OVERALL, 5-11 ACC, 7TH)

D. 2	H	W	93-68	Liberty
D. 5	H	W	89-70	Howard
D. 12	H	W	88-62	UNC-Greensboro
D. 17	A	W	82-59	Furman
D. 19	H	W	76-54	The Citadel
D. 21	H	W	93-77	Davidson
D. 28	N1	W	91-73	Appalachian State
D. 30	H	W	87-69	Mercer
J. 3	H	W	80-72	Furman
J. 6	A	L	67-110	Duke (NR,1)
J. 13	A	L	82-100	Virginia (NR,14)
J. 16	H	L	72-82	North Carolina (NR,5)
J. 20	H	L	71-89	Florida State (NR,22*)
J. 24	A	L	56-74	Wake Forest
J. 26	H	W	82-72	Maryland
J. 31	A	L	70-72	NC State
F. 4	A	W	83-80	Georgia Tech (NR,22)
F. 6	A	W	*89-84	South Carolina
F. 8	H	L	84-93	Duke (NR,3)
F. 13	H	L	78-83	Virginia (NR,24)
F. 17	A	L	67-80	North Carolina (NR,3)
F. 20	A	L	92-102	Florida State (NR,9)
F. 24	H	W	76-74	Wake Forest (NR,12)
F. 27	A	W	81-73	Maryland
M. 3	H	W	92-82	NC State
M. 7	H	L	59-66	Georgia Tech
M. 12	N1	W	87-75	Florida State (NR,10)
M. 13	N1	L	61-69	Georgia Tech
M. 18	H	W	84-72	Auburn
M. 22	A	L	64-65	UAB

N1 — Charlotte, N.C.; ! — NIT; ^ denotes overtime; * — CNN ranking

1993-94 (18-16 OVERALL, 6-10 ACC, T-7TH)

N. 29	H	W	86-55	Texas-Arlington
D. 1	A	W	120-103	Charleston Southern
D. 4	H	W	85-70	Furman
D. 15	A	L	54-73	Minnesota (NR,15)
D. 18	H	W	76-64	The Citadel
D. 19	A2	L	79-82	Davidson
D. 27	N1	L	80-81	Evansville
D. 29	N1	W	72-48	Army
D. 30	N1	W	68-65	Oklahoma St. (NR,20)
J. 5	H	L	65-71	Duke (NR,3)
J. 8	H	W	67-63	UNC-Charlotte
J. 10	A	W	88-71	Mercer
J. 12	H	L	57-64	Virginia
J. 15	A	L	62-106	North Carolina (NR,1)
J. 19	A	L	57-60	Florida State
J. 22	H	W	75-68	Wake Forest
J. 24	H	W	66-56	Appalachian State
J. 26	A	L	53-73	Maryland (NR,18)
J. 29	H	W	95-73	NC State
F. 2	H	W	88-69	Georgia Tech
F. 5	A	L	74-78	Duke (NR,1)
F. 9	H	L	88-91	South Carolina
F. 12	A	L	44-52	Virginia
F. 17	H	W	77-69	North Carolina (NR,2)
F. 19	H	L	71-79	Florida State
F. 22	A	L	69-80	Wake Forest
F. 26	H	W	73-67	Maryland
M. 2	A	W	82-63	NC State
M. 5	A	L	79-90	Georgia Tech
M. 10	N2	W	76-63	NC State
M. 11	N2	L	64-77	Duke (NR,5)
M. 17	H1	W	*96-85	Southern Miss
M. 21	A1	W	*96-79	West Virginia
M. 23	A2	L	*74-89	Vanderbilt

N1 — Rainbow Classic, Honolulu, Hawaii; N2 — ACC Tournament, Charlotte, N.C.; H1, A1 — NIT

1994-95 (15-13 OVERALL, 5-11 ACC, T-6TH)

N. 29	H	W	96-66	Charleston Southern
D. 3	H	W	98-71	Winthrop
D. 5	H	W	70-51	Mercer
D. 8	A	W	83-59	South Carolina
D. 10	N1	W	81-66	Appalachian State
D. 18	H	W	77-66	The Citadel
D. 20	H	W	75-55	Miami (Fla.)
D. 29	H	W	60-40	Morgan State
J. 4	A	W	75-70	Duke (NR,9)
J. 7	H	W	66-41	Texas A&M
J. 11	A	L	37-61	Virginia (18,NR)
J. 14	H	L	66-83	North Carolina (18,2)
J. 18	H	L	66-67	Florida State
J. 21	A	L	60-69	Wake Forest (NR,16)
J. 25	H	L	51-56	Maryland (NR,8)
J. 28	A	W	60-55	NC State
F. 1	A	L	50-80	Georgia Tech (NR,21)
F. 4	H	W	51-44	Duke
F. 8	H	W	69-63	Furman
F. 11	H	L	44-62	Virginia (NR,17)
F. 16	A	L	39-66	North Carolina (NR,2)
F. 18	A	L	57-62	Florida State
F. 22	H	L	52-64	Wake Forest (NR,12)

F. 25	A	L	68-84	Maryland (NR,7)
M. 1	H	W	62-45	NC State
M. 4	H	W	65-63	Georgia Tech
M. 10	N1	L	62-78	North Carolina (NR,3)
M. 17	A2	L	54-62	Virginia Tech

N1 — ACC Tournament, Greensboro, N.C.; A2 — NIT

1995-96 (18-11 OVERALL, 7-9 ACC, 6TH)

N. 26	H	W	83-41	UNC-Asheville
N. 29	H	W	91-55	Appalachian State
D. 2	A	W	79-63	Winthrop
D. 6	H	W	79-60	Charleston Southern
D. 9	H	W	72-58	South Carolina
D. 16	H	W	79-61	Furman
D. 19	H	W	79-66	Minnesota
D. 23	A	L	*66-52	Miami (Fla.)
D. 30	H	W	67-43	Campbell (24,NR)
J. 3	H	W	51-48	Duke (22,19)
J. 10	H	W	89-79	Virginia (16,NR)
J. 14	A	L	53-86	North Carolina (16,10)
J. 17	A	L	62-75	Florida State (19,NR)
J. 21	H	W	55-41	Wake Forest (19,6)
J. 24	A	L	60-65	Maryland (18,NR)
J. 27	H	L	61-64	NC State (18,NR)
J. 30	H	W	73-70	Georgia Tech (24,25)
F. 3	A	L	53-83	Duke (24,NR)
F. 6	H	W	77-28	Wofford
F. 10	A	L	51-62	Virginia
F. 14	H	L	48-53	North Carolina (NR,17)
F. 17	H	W	67-59	Florida State
F. 21	A	L	48-68	Wake Forest (NR,10)
F. 24	H	W	68-61	Maryland
F. 28	A	W	80-76	NC State
M. 3	A	L	74-87	Georgia Tech (NR,18)
M. 8	N1	W	75-73	North Carolina (NR,20)
M. 9	N1	L	60-68	Wake Forest (NR,12)
M. 14	N2	L	74-81	Georgia

N1 — ACC Tournament, Greensboro, N.C.; N2 — NCAA Tournament, Albuquerque, N.M.; ^ denotes overtime

1996-97 (23-10 OVERALL, 9-7 ACC, T-4TH)

Ranked 8th by USA Today, 14th by AP

N. 15	N1	W	*79-71	Kentucky (20,3)
N. 23	H	W	70-47	Coastal Carolina (12,NR)
N. 29	N2	W	78-71	Delaware (10,NR)
N. 30	N2	W	47-45	Missouri (10,NR)
D. 1	N2	L	65-75	Minnesota (10,24)
D. 4	H	W	82-55	Furman (12,NR)
D. 7	A	W	62-52	Virginia (12,25)
D. 14	H	W	80-57	Char. Southern (10,NR)
D. 17	A	W	58-39	South Carolina (8,NR)
D. 20	H	W	89-49	Wofford (8,NR)
D. 22	A	W	76-64	Texas A&M (8,NR)
D. 30	H	W	73-57	Marshall (5,NR)
J. 4	H	W	63-44	S.C. State (5,NR)
J. 7	H	W	*86-82	Duke (5,10)
J. 11	A	W	76-70	Florida State (5,NR)
J. 15	A	W	67-63	Maryland (3,11)


J. 18	H	W	51-42	NC State (3,NR)
J. 23	H	L	62-65	Wake Forest (2,4)
J. 26	A	L	48-61	North Carolina (2,19)
J. 30	H	W	70-57	Georgia Tech (7,NR)
F. 1	A	L	54-58	NC State (7,NR)
F. 4	H	W	69-55	W. Kentucky (10,NR)
F. 8	H	W	80-68	Maryland (10,7)
F. 12	A	L	49-55	Wake Forest (7,2)
F. 15	H	W	71-65	Virginia (7,NR)
F. 18	A	L	77-84	Duke (8,6)
F. 23	H	L	65-67	Florida State (8,NR)
F. 26	H	L	69-76	North Carolina (12,8)
M. 1	A	W	55-53	Georgia Tech (12,NR)
M. 7	N3	L	61-76	Maryland (13,22)
M. 14	N4	W	68-56	Miami (Ohio) (14,NR)
M. 16	N4	W	65-59	Tulsa (14,NR)
M. 20	N5	L	*84-90	Minnesota (14,3)

N1 — Indianapolis, Ind.; N2 — San Juan, Puerto Rico; N3 — ACC Tournament, Greensboro, N.C.; N4 — NCAA Midwest Regional, Kansas City, Mo.; N5 — NCAA Midwest Regional, San Antonio, Texas; ^ denotes overtime

1997-98 (18-14 OVERALL, 7-9 ACC, T-4TH)

N. 14	H	W	67-50	UNC-Wilmington (5,NR)
N. 21	N1	W	79-49	Iona (5,NR)
N. 22	N1	W	71-67	SW Missouri St. (5,NR)
N. 23	N1	L	71-84	Gonzaga (5,NR)
N. 29	N2	L	61-76	Kentucky (12,7)
D. 4	H	W	*78-65	Maryland (17,23)
D. 6	H	W	71-62	Furman (17,NR)
D. 13	A3	L		

ALL-TIME RESULTS



THE 1996-97 TIGERS

denotes overtime

1998-99 (20-15 OVERALL, 5-11 ACC, T-7TH)

N. 13	H	W	83-59	Arkansas-Pine Bluff
N. 16	H	W	66-39	Stetson (24,NR)
N. 19	H	W	82-56	W. Carolina (24,NR)
N. 23	N1	L	56-59	Michigan (22,NR)
N. 24	N1	W	72-60	Chaminade (22,NR)
N. 25	N1	W	79-45	Kansas State (22,NR)
N. 30	H	W	70-37	Radford (24,NR)
D. 3	H	W	82-54	East Tenn. St. (24, NR)
D. 12	H	W	73-64	UNC-Asheville (17,NR)
D. 16	A	W	70-66	South Carolina (16,NR)
D. 21	H	W	72-47	S.C. State (16,NR)
D. 26	N2	W	67-54	Furman (16,NR)
D. 29	N2	L	50-67	Illinois (14,NR)
J. 2	A	L	53-69	North Carolina (14,9)
J. 5	H	W	80-72	NC State (21,NR)
J. 9	H	L	61-64	Wake Forest (21,NR)
J. 12	A	L	64-70	Florida State (25,NR)
J. 17	A	L	58-65	Virginia (25,NR)
J. 20	H	L	60-82	Duke (NR,2)
J. 24	H	L	^79-81	Maryland (NR,4)
J. 28	A	L	62-66	Georgia Tech
F. 4	H	W	78-63	North Carolina (NR,9)
F. 6	A	L	71-84	NC State
F. 10	A	L	69-79	Wake Forest
F. 14	H	W	78-45	Florida State
F. 17	H	W	88-65	Virginia
F. 20	A	L	65-92	Duke (NR,1)
F. 24	A	L	60-77	Maryland (NR,5)
F. 28	H	W	92-64	Georgia Tech
M. 4	N3	L	^85-87	Florida State
M. 10	H3	W	77-57	Georgia
M. 16	A3	W	78-68	at Rutgers
M. 18	H3	W	89-69	Butler
M. 23	N4	W	79-76	Xavier
M. 25	N4	L	60-61	California

N1 — Maui Classic; N2 — Greenville, S.C.; N3 — Charlotte, N.C.; H3, N3 — NIT; N4 — NIT, New York City, N.Y.; ^ denotes overtime

1999-2000 (10-20 OVERALL, 4-12 ACC, 9TH)

N. 19	H	W	77-47	East Tennessee St.
N. 21	H	L	74-79	Wofford
N. 26	N1	W	54-48	Central Florida
N. 27	N1	L	47-64	Wisconsin-Green Bay
N. 28	N1	L	35-53	Oregon State
D. 1	A	L	75-85	Penn State
D. 4	H	W	69-51	Charleston Southern
D. 11	H	L	68-71	S.C. State
D. 16	H	W	61-58	South Carolina
D. 18	H	W	64-59	Winthrop
D. 22	H	L	71-90	George Washington
D. 29	N1	W	74-70	Furman
J. 6	A	L	45-65	North Carolina (NR,14)
J. 9	H	L	53-67	Wake Forest
J. 12	A	L	57-60	Florida State
J. 15	H	L	91-98	Virginia
J. 19	H	L	60-72	Appalachian State
J. 22	A	L	62-74	Maryland (NR,24)
J. 27	H	W	59-42	NC State (NR,21)

J. 29	A	L	59-93	Duke (NR,3)
F. 2	H	W	70-58	Georgia Tech
F. 6	H	L	60-73	North Carolina
F. 8	A	L	63-79	Wake Forest
F. 12	H	W	84-58	Florida State
F. 15	A	L	62-76	Virginia
F. 22	H	L	63-76	Maryland (NR,19)
F. 27	A	W	66-63	NC State
M. 1	H	L	78-92	Duke (NR,4)
M. 4	A	L	69-85	Georgia Tech
M. 9	N2	L	63-94	Duke (NR,2)

N1 — SoCon Holiday Hoops, Greenville, S.C.; N2 — ACC Tournament, Charlotte, N.C.

2000-01 (12-19 OVERALL, 2-14 ACC, 9TH)

N. 17	H	W	86-67	Hartford
N. 21	H	L	78-79	Seton Hall (NR,10)
N. 25	H	W	84-76	The Citadel
N. 28	H	W	57-44	Northwestern
D. 2	H	W	87-52	Western Carolina
D. 5	H	W	69-59	Winthrop
D. 9	A	L	64-76	South Carolina
D. 16	H	W	78-74	Wofford
D. 20	N1	W	94-81	Florida Atlantic
D. 21	N1	L	80-88	Cincinnati (NR,20)
D. 22	N1	L	^76-77	Washington
D. 28	H	W	87-77	Charleston Southern
D. 30	A	W	81-68	Coastal Carolina
J. 2	H	L	92-104	Maryland (NR,17)
J. 7	A	L	74-115	Duke (NR,3)
J. 13	H	W	72-69	NC State
J. 17	A	L	65-92	North Carolina (NR,6)
J. 21	A	L	63-71	Wake Forest (NR,10)
J. 24	H	L	108-111	Georgia Tech
J. 27	H	L	76-104	Virginia (NR,13)
J. 31	A	L	^84-88	Florida State
F. 4	A	L	54-69	Maryland (NR,9)
F. 7	H	L	64-81	Duke (NR,3)
F. 14	A	L	51-85	NC State
F. 18	H	W	75-65	North Carolina (NR,1)
F. 21	H	L	60-92	Wake Forest (NR,24)
F. 25	A	L	64-85	Georgia Tech
F. 28	A	L	65-84	Virginia (NR,7)
M. 3	H	L	63-75	Florida State
M. 8	N2	W	66-64	Florida State
M. 9	N2	L	81-99	North Carolina (NR,6)

N1 — San Juan, Puerto Rico; N2 — ACC Tournament, Atlanta, Ga.

2001-02 (13-17 OVERALL, 4-12 ACC, 9TH)

N. 17	N1	W	70-57	Morris Brown
N. 19	N1	W	81-69	La Salle
N. 20	N1	L	65-67	Miami (Fla.)
N. 24	H	W	85-82	Wofford
N. 28	A	W	79-66	Penn State
N. 30	H	W	83-54	Coastal Carolina
D. 2	A	L	80-96	Duke (NR,1)
D. 5	H	W	76-66	Appalachian State
D. 8	H	L	59-81	South Carolina
D. 15	H	W	88-78	Elon
D. 18	H	L	61-66	Winthrop
D. 22	H	W	82-45	Charleston Southern

D. 28	A1	W	78-48	Hartford
J. 2	H	L	65-68	Yale
J. 5	A	W	83-76	Georgia Tech
J. 8	H	W	68-52	Virginia (NR,7)
J. 12	A	L	55-96	Wake Forest (NR,19)
J. 15	H	L	79-80	NC State
J. 20	A	L	90-99	Maryland (NR,3)
J. 24	A	L	63-68	Florida State
J. 27	H	L	69-87	North Carolina
F. 2	H	L	88-98	Duke (NR,1)
F. 6	H	L	50-74	Georgia Tech
F. 10	A	L	71-85	Virginia (NR,10)
F. 13	H	W	^118-115	Wake Forest (NR,19)
F. 16	A	L	54-83	NC State (NR,24)
F. 20	H	L	68-84	Maryland
F. 23	H	W	87-78	Florida State
F. 27	A	L	78-96	North Carolina
M. 3	N2	L	^84-91	Florida State

N1 — Virgin Islands; N2 — Charlotte, N.C.; A1 — Uncasville, Conn.

2002-03 (15-13 OVERALL, 5-11 ACC, 8TH)

N. 24	*H	W	79-72	Wofford
N. 27	N1	W	91-65	High Point
D. 3	*H	W	79-70	Penn State
D. 7	*H	W	73-61	Maine
D. 14	*H	W	71-61	Gardner-Webb
D. 19	*H	W	78-61	Winthrop
D. 22	*H	W	58-51	Cincinnati
D. 28	*H	W	78-65	Liberty
D. 31	*H	W	90-63	Coastal Carolina
J. 5	H	L	71-89	Duke (NR, 3)
J. 11	H	W	75-52	Morris Brown
J. 14	A	L	66-68	North Carolina
J. 18	H	W	78-77	Virginia
J. 21	A	L	59-60	Florida State
J. 25	H	L	47-52	Maryland (NR, 12)
J. 28	H	L	60-81	Wake Forest (NR,17)
F. 2	A	L	56-78	NC State
F. 5	H	W	69-67	Georgia Tech
F. 9	A	L	55-65	Duke (NR, 9)
F. 12	A	L	59-76	South Carolina
F. 15	H	W	80-77	North Carolina
F. 18	A	W	73-64	Virginia
F. 22	H	W	74-60	Florida State
F. 25	A	L	52-91	Maryland (NR, 14)
M. 1	A	L	68-80	Wake Forest (NR,12)
M. 5	H	L	60-63	NC State
M. 8	A	L	56-66	Georgia Tech
M. 13	N1	L	61-72	Florida State

N1 — ACC Tournament, Greensboro, N.C.; * — games played at Anderson Civic Center

2003-04 (10-18 OVERALL, 3-13 ACC, 9TH)

N. 21	H	W	86-55	Gardner-Webb
N. 24	H	W	88-81	High Point
N. 29	H	W	84-77	Wofford
D. 3	A	L	64-76	Purdue (NR, 20)
D. 6	H	L	61-76	South Carolina
D. 13	N!	L	56-61	Georgia
D. 15	H	W	^100-86	East Tennessee St.
D. 17	A	L	56-79	Cincinnati (NR, 16)

D. 20	H	W	77-74	S.C. State
D. 22	H	W	74-58	Radford
D. 30	H	W	72-62	Boston College
J. 3	H	L	54-73	Duke (NR, 2)
J. 10	A	L	63-78	Wake Forest (NR, 5)
J. 13	H	W	53-48	Florida State
J. 17	A	L	69-86	NC State
J. 20	A	L	50-61	Virginia
J. 25	H	L	52-65	Maryland
J. 27	A	L	69-76	Georgia Tech (NR, 14)
J. 31	H	W	81-72	North Carolina (NR, 12)
F. 8	A	L	55-81	Duke (NR, 1)
F. 12	H	L	67-82	Wake Forest (NR, 20)
F. 14	A	L	52-65	Florida State
F. 18	H	W	60-55	NC State (NR, 15)
F. 21	H	L	55-58	Virginia
F. 24	A	L	49-70	Maryland
F. 28	H	L	60-79	Georgia Tech (NR, 18)
M. 2	A	L	53-69	North Carolina (NR, 14)
M. 11	N2	L	^79-83	Virginia

N1 — Atlanta, Ga.; N2 — ACC Tournament, Greensboro, N.C.; ^ denotes overtime

2004-05 (16-16 OVERALL, 5-11 ACC, 9TH)

N. 19	H	W	98-54	Hampton
N. 23	H	W	78-59	UNC Asheville
N. 26	A	L	70-79	Boston College
D. 1	H	W	80-73	Ohio State
D. 4	A	W	^63-62	South Carolina
D. 11	H	W	73-55	Charleston So.
D. 14	H	W	83-56	Norfolk State
D. 17	H	W	76-52	The Citadel
D. 21	N1	L	66-78	AL-Birmingham
D. 22	N1	W	83-57	Indiana State
D. 23	N1	L	60-75	Georgetown
D. 29	H	W	74-40	East Carolina
J. 2	A	L	54-62	Duke (NR,6)
J. 8	H	L	68-103	Wake Forest (NR, 4)
J. 12	A	W	56-54	Florida State
J. 15	A	L	57-59	Virginia Tech
J. 19	H	L	58-77	North Carolina (NR,6)
J. 22	A	L	79-81	Virginia
J. 26	A	L	65-69	Miami (Fla.)
J. 29	H	L	70-80	NC State
F. 1	H	W	88-73	Maryland (NR, 22)
F. 8	H	L	62-70	Georgia Tech
F. 12	H	L	77-83	Miami (Fla.)
F. 16	N2	W	59-42	Georgia
F. 19	A	L	56-88	North Carolina (NR, 4)
F. 22	A	W	97-93	Maryland
F. 27	H	W	83-74	Florida State
M. 1	H	W	66-64	Virginia Tech
M. 5	A	L	56-64	Georgia Tech
M. 10	N3	W	84-72	Maryland
M. 11	N3	L	81-88	North Carolina (NR, 2)
M. 16	A	L	74-82	Texas A&M

N1 — Honolulu, Hawaii; N2 — Greenville, S.C.; N3 — ACC Tournament, Washington, DC; A1 — NIT; ^ denotes overtime

2005-06 (19-13 OVERALL, 7-9 ACC, T-7TH)

N. 18	H	W	84-55	Bethune-Cookman
-------	---	---	-------	-----------------

ALL-TIME RESULTS

N. 21	H	W	102-71	Coppin State
N. 23	H	W	79-38	S.C. State
N. 26	A	W	68-56	Charleston Southern
N. 29	A	W	96-88	Penn State
D. 3	H	W	82-63	South Carolina
D. 6	H	W	62-60	Wofford
D. 9	H	W	80-72	East Tennessee St.
D. 19	N1	W	101-60	PR-Mayaguez
D. 20	N1	W	71-48	Holy Cross
D. 21	N1	W	66-59	Akron
D. 28	A	L	69-72	Georgia
D. 30	H	L	69-74	Elon
J. 4	H	W	61-55	Florida State
J. 7	A	L	58-64	Virginia
J. 11	H	W	^74-73	Wake Forest
J. 14	H	L	77-87	Duke (NR, 1)
J. 18	A	L	38-62	Miami (Fla.)
J. 21	A	W	73-63	Georgia Tech
J. 29	H	L	^85-94	NC State (NR, 14)
F. 1	A	L	59-69	Florida State
F. 4	A	L	61-76	North Carolina
F. 8	H	L	^74-75	Virginia Tech
F. 11	A	L	61-67	Boston College (NR, 18)
F. 14	H	W	89-77	Maryland
F. 22	A	L	^68-74	Wake Forest
F. 25	H	W	90-64	Virginia
M. 1	A	W	86-81	Virginia Tech
M. 4	H	W	95-82	Georgia Tech
M. 9	N2	L	63-66	Miami (Fla.)
M. 15	H	W	69-53	Louisiana Tech
M. 20	A1	L	68-74	Louisville

N1 — San Juan, Puerto Rico; N2 — ACC Tournament, Greensboro, N.C.; A1 — NIT; ^ denotes overtime

2007-08 (24-10 OVERALL, 10-6 ACC, 3RD)

M. 8	N2	L	66-67	Florida State
M. 14	H3	W	64-57	East Tennessee St.
M. 19	H3	W	89-68	Mississippi
M. 21	H3	W	74-70	Syracuse
M. 27	N3	W	68-67	Air Force
M. 29	N3	L	73-78	West Virginia

N1 — Norfolk, Va.; N2 — ACC Tournament, Tampa, Fla.; H3 — NIT; N3 — NIT, New York, N.Y.; ^ denotes overtime

2007-08 (24-10 OVERALL, 10-6 ACC, 3RD)

Ranked 22nd by AP

N. 12	H	W	91-46	Furman
N. 15	A	W	84-82	Mississippi St.
N. 18	H	W	66-53	Old Dominion
N. 21	H	W	74-57	Presbyterian (24/NR)
N. 24	H	W	96-67	Gardner-Webb (24/NR)
N. 27	H	W	61-58	Purdue (18/NR)
D. 1	H	W	85-74	South Carolina (18/NR)
D. 5	A	W	82-67	East Carolina (18/NR)
D. 20	N1	W	90-73	PR-Mayaguez (15/NR)
D. 21	N1	W	90-74	DePaul (15/NR)
D. 22	N1	L	82-85	Mississippi (15/NR)
D. 29	H	W	78-45	Samford (21/NR)
J. 1	A	W	87-61	Alabama (19/NR)
J. 6	H	L	^88-90	North Carolina (19/1)
J. 9	H	L	72-82	Charlotte (18/NR)
J. 12	H	W	^97-85	Florida State (18/NR)
J. 15	H	W	70-54	NC State (24/NR)
J. 19	A	L	80-93	Duke (NR/7)
J. 22	H	W	^80-75	Wake Forest
J. 27	A	L	72-75	Miami (Fla.)
F. 2	H	W	78-56	Boston College
F. 7	A	W	82-51	Virginia
F. 10	A	L	^93-103	North Carolina (NR/3)
F. 14	H	W	82-67	Georgia Tech
F. 16	A	W	71-64	NC State
F. 19	A	L	55-64	Florida State
F. 27	H	W	79-69	Miami (Fla.)
M. 2	A	W	73-70	Maryland
M. 6	A	L	75-80	Georgia Tech (24/NR)
M. 9	H	W	70-69	Virginia Tech (24/NR)
M. 14	N2	W	82-48	Boston College
M. 15	N2	W	78-74	Duke (NR/7)
M. 16	N2	L	81-86	North Carolina (NR/1)
M. 21	N3	L	69-75	Villanova (22/NR)

N1 — Guaynabo, Puerto Rico; N2 — ACC Tournament, Charlotte, N.C.; N3 — NCAA Tournament, Tampa, Fla.; ^ denotes overtime

2008-09 (23-9 OVERALL, 9-7 ACC, 5TH)

Ranked 24th by AP

N. 14	N1	W	98-69	Hofstra
N. 15	N1	W	70-58	Texas Christian
N. 16	N1	W	76-72	Temple
N. 19	H	W	93-40	Wofford
N. 22	A	W	71-70	Charlotte
N. 25	H	W	81-49	Savannah St.
N. 28	H	W	79-58	Presbyterian
D. 2	A	W	76-74	Illinois
D. 7	H	W	80-75	Liberty
D. 13	H	W	90-63	SC State
D. 16	H	W	76-36	N. Florida (25/NR)
D. 21	A	W	91-72	Miami (Fla.) (25/NR)
D. 30	A	W	98-87	South Carolina (20/NR)

J. 3	H	W	79-66	East Carolina (20/NR)
J. 6	H	W	66-59	Alabama (12/NR)
J. 10	H	W	63-51	NC State (12/NR)
J. 17	H	L	68-78	Wake Forest (9/2)
J. 21	A	L	70-94	North Carolina (10/5)
J. 25	H	W	73-59	Georgia Tech (10/NR)
J. 29	A	W	86-82	Virginia Tech (12/NR)
F. 4	H	W	74-47	Duke (10/4)
F. 7	H	L	61-65	Florida St. (10/NR)
F. 10	A	W	87-77	Boston College (12/NR)
F. 15	A	L	^81-85	Virginia (10/NR)
F. 17	H	W	93-64	Maryland (13/NR)
F. 22	A	W	81-73	Georgia Tech (13/NR)
F. 25	H	L	77-80	Virginia Tech (12/NR)
F. 28	A	L	66-73	Florida St. (12/23)
M. 3	H	W	75-57	Virginia (18/NR)
M. 8	A	L	88-96	Wake Forest (18/10)
M. 12	N2	L	81-86	Georgia Tech (17/NR)
M. 19	N3	L	59-62	Michigan (24/NR)

N1 — Charleston, S.C.; N2 — ACC Tournament in Atlanta, Ga.; N3 — NCAA Tournament in Kansas City, Mo.; ^ denotes overtime

2009-10 (21-11 OVERALL, 9-7 ACC, T-5TH)

N. 13	H	W	84-41	Presbyterian (24/NR)
N. 17	A	W	79-39	Liberty (22/NR)
N. 20	A	W	89-67	UNC Greensboro (22/NR)
N. 23	H	W	102-66	Winthrop (19/NR)
N. 26	N1	L	60-69	Texas A&M (19/NR)
N. 27	N1	W	87-79	Long Beach St. (19/NR)
N. 29	N1	W	70-69	Butler (19/12)
D. 2	H	L	74-76	Illinois (18/NR)
D. 6	H	W	72-61	South Carolina (18/NR)
D. 13	H	W	82-53	Furman
D. 16	A	W	80-63	East Carolina
D. 19	H	W	94-55	Coll. of Charleston
D. 22	H	W	79-57	W. Carolina (24/NR)
D. 29	H	W	70-67	SC State (21/NR)
J. 3	A	L	53-74	Duke (21/7)
J. 9	H	W	72-56	Boston College
J. 13	H	W	83-64	N. Carolina (24/12)
J. 16	A	W	73-70	NC State (24/NR)
J. 19	A	L	64-66	Georgia Tech (17/19)
J. 23	H	L	47-60	Duke (17/7)
J. 26	A	L	69-75	Boston College
J. 31	H	W	62-53	Maryland
F. 6	A	L	59-70	Virginia Tech
F. 10	H	W	77-67	Florida State
F. 13	H	W	74-66	Miami (Fla.)
F. 20	H	W	72-49	Virginia
F. 24	A	L	79-88	Maryland
F. 28	A	W	53-50	Florida State
M. 2	H	W	91-80	Georgia Tech
M. 7	A	L	65-70	Wake Forest
M. 11	N2	L	57-59	NC State
M. 19	N3	L	78-86	Missouri

N1 — 76 Classic in Anaheim, Calif.; N2 — ACC Tournament in Greensboro, N.C.; N3 — NCAA Tournament in Buffalo, N.Y.

2010-11 (22-12 OVERALL, 9-7 ACC, T-4TH)

N. 13	H	W	87-64	W. Carolina
N. 15	H	W	78-70	Wofford
N. 19	N1	W	69-55	Long Beach St.
N. 21	N1	L	60-61	Old Dominion

N. 22	N1	W	^64-58	Seton Hall
N. 26	H	W	69-54	SC State
N. 30	H	L	61-69	Michigan
D. 5	A	L	60-64	South Carolina
D. 12	A	L	69-75	Florida State
D. 17	H	W	61-40	Savannah State
D. 19	H	W	71-61	UNC Greensboro
D. 22	A	W	66-59	Coll. of Charleston
D. 27	H	W	76-41	Delaware State
D. 29	H	W	71-59	East Carolina
J. 2	H	W	69-54	The Citadel
J. 8	H	W	79-72	Miami (Fla.)
J. 12	H	W	87-62	Georgia Tech
J. 18	A	L	65-75	North Carolina
J. 22	A	L	77-79	Maryland
J. 25	H	W	60-50	NC State
J. 29	H	W	62-44	Florida St. (NR/22)
F. 2	A	L	47-49	Virginia
F. 5	A	W	65-56	Georgia Tech
F. 8	H	W	77-69	Boston College
F. 12	H	L	62-64	N. Carolina (NR/20)
F. 17	A	L	61-69	NC State
F. 20	A	W	63-59	Miami (Fla.)
F. 26	H	W	63-49	Wake Forest
M. 2	A	L	59-70	Duke (NR/4)
M. 5	H	W	69-60	Virginia Tech
M. 11	N2	W	70-47	Boston College
M. 12	N2	L	^87-92	N. Carolina (NR/6)
M. 15	N3	W	70-52	UAB
M. 17	N4	L	76-84	West Virginia (NR/22)

N1 — Paradise Jam in St. Thomas, Virgin Islands; N2 — ACC Tournament in Greensboro, N.C.; N3 — NCAA First Four in Dayton, Ohio; N4 — NCAA Tournament Second Round in Tampa, Fla.; ^ denotes overtime

2011-12 (16-15 OVERALL, 8-8 ACC, 7TH)

N. 11	H	W	65-44	Gardner-Webb
N. 16	A	W	73-50	The Citadel
N. 19	H	L	69-72	Coll. of Charleston
N. 22	H	L	59-60	Coastal Carolina
N. 25	H	W	59-49	Furman
N. 29	A	W	71-55	Iowa
D. 4	H	L	55-58	South Carolina
D. 10	A	L	47-63	Arizona
D. 17	H	W	60-40	Winthrop
D. 19	H	W	70-45	Alabama State
D. 22	N1	L	48-61	UTEP
D. 23	N1	W	^83-75	Southern Illinois
D. 25	A1	L	68-75	Hawaii
J. 1	H	W	65-58	East Tenn. State
J. 7	H	W	79-59	Florida State
J. 12	A	L	57-59	Boston College
J. 15	H	L	66-73	Duke (NR/6)
J. 18	A	L	73-76	Miami (Fla.)
J. 21	H	W	64-62	Georgia Tech
J. 28	H	W	71-60	Wake Forest
J. 31	A	L	61-65	Virginia (NR/16)
F. 4	A	L	65-67	Virginia Tech
F. 7	H	L	62-64	Maryland
F. 11	A	W	78-58	Wake Forest
F. 14	H	W	60-48	Virginia (NR/22)
F. 18	A	L	52-74	N. Carolina (NR/8)
F. 21	A	W	56-37	Georgia Tech
F. 25	H	W	^72-69	NC State
M. 1	H	W	58-56	Virginia Tech



THE 2005-06 TEAM WON 19 GAMES AND ADVANCED TO THE SECOND ROUND OF THE NIT.

LITTLEJOHN COLISEUM



ALL-TIME RESULTS

M. 4 A L 72-80 Florida State (NR/22)
 M. 8 N2 L 63-68 Virginia Tech
 N1 — Diamond Head Classic in Honolulu, Hawaii; N2 — ACC Tournament in Atlanta, Ga.; ^ denotes overtime

2012-13 (13-18 OVERALL, 5-13 ACC, T-10TH)

N. 12	H	W	77-44	Presbyterian
N. 16	A	W	72-55	Furman
N. 22	N1	L	49-57	Gonzaga (NR/17)
N. 23	N1	W	69-48	UTEP
N. 25	N1	W	59-44	Marist
N. 28	H	L	61-73	Purdue
D. 2	A	W	64-55	South Carolina
D. 8	H	L	54-66	Arizona (NR/8)
D. 15	H	W	80-57	Florida A&M
D. 19	A	L	46-69	Coastal Carolina
D. 23	H	W	77-41	SC State
J. 1	H	W	92-51	The Citadel
J. 5	H	L	66-71	Florida State
J. 8	A	L	40-68	Duke (NR/1)
J. 12	H	W	59-44	Virginia
J. 15	H	W	60-44	Wake Forest
J. 20	A	L	62-66	NC State (NR/14)
J. 24	A	L	57-60	Florida State
J. 27	H	W	77-70	Virginia Tech
J. 29	H	W	63-60	Georgia Tech
F. 2	A	L	68-75	Boston College
F. 7	A	L	41-78	Virginia
F. 10	H	L	57-58	NC State
F. 14	A	W	56-53	Georgia Tech
F. 17	H	L	43-45	Miami (Fla.) (NR/3)
F. 23	A	L	59-72	Maryland
F. 28	H	L	59-68	North Carolina
M. 2	A	L	61-69	Virginia Tech
M. 5	H	L	61-68	Boston College
M. 9	A	L	49-62	Miami (Fla.) (NR/6)
M. 14	N2	L	69-73	Florida State

N1 — Old Spice Classic (Orlando, Fla.); N2 — ACC Tournament (Greensboro, N.C.)


2013-14 (23-13 OVERALL, 10-8 ACC, 6TH)

N. 8	H	W	71-56	Stetson
N. 13	H	W	58-37	Delaware State
N. 17	H	W	71-57	South Carolina
N. 21	N1	W	72-58	Temple
N. 22	N1	W	85-54	Davidson
N. 24	N1	L	56-62	Massachusetts
N. 29	H	W	69-40	Coastal Carolina
D. 3	H	W	65-49	SC State
D. 7	A	L	68-74	Arkansas
D. 14	H	W	71-35	Furman
D. 19	A	L	64-66	Auburn
D. 30	H	W	80-50	VMI
J. 4	A	W	62-60	Boston College
J. 9	H	L	41-56	Florida State
J. 11	H	W	72-59	Duke (NR/16)
J. 15	A	W	56-49	Virginia Tech
J. 18	H	W	61-53	Wake Forest
J. 21	A	L	43-76	Pittsburgh (NR/20)
J. 26	A	L	61-80	North Carolina
F. 1	A	W	53-49	Florida State
F. 4	H	W	45-41	Georgia Tech
F. 9	A	L	44-57	Syracuse (NR/1)
F. 11	A	L	^64-68	Notre Dame
F. 15	H	L	58-63	Virginia (NR/17)
F. 18	H	W	73-56	NC State
F. 22	A	W	63-55	Georgia Tech
F. 25	A	L	57-62	Wake Forest
M. 2	H	W	^77-73	Maryland
M. 4	H	W	58-54	Miami
M. 8	H	L	^78-83	Pittsburgh
M. 13	N2	W	^69-65	Georgia Tech
M. 14	N2	L	62-63	Duke (NR/7)
M. 18	H3	W	78-66	Georgia State
M. 23	H3	W	50-49	Illinois
M. 25	H3	W	73-68	Belmont
A. 1	N3	L	59-65	SMU

N1 — Charleston Classic (Charleston, S.C.); N2 — ACC Tournament (Greensboro, N.C.); N3 — Postseason NIT; N3 — NIT Semifinal (New York, N.Y.)

2014-15 (16-15 OVERALL, 8-10 ACC, T-9TH)

N. 14	H	W	86-41	Florida A&M
N. 17	H	L	74-77	Winthrop
N. 21	N1	L	70-72	Gardner-Webb
N. 22	N1	W	59-50	Nevada
N. 24	N1	W	64-61	LSU
N. 28	H	W	62-59	High Point
D. 1	H	L	64-69	Rutgers
D. 7	H	W	^68-65	Arkansas (NR/18)
D. 14	H	W	72-61	Auburn
D. 19	A	L	45-68	South Carolina
D. 22	H	W	70-60	Oakland
D. 30	H	W	64-57	Robert Morris
J. 3	H	L	50-74	North Carolina (NR/19)
J. 7	A	L	52-58	Louisville (NR/5)
J. 10	A	W	71-62	Pittsburgh
J. 13	A	L	42-65	Virginia (NR/2)



THE 2007-08 TEAM ADVANCED TO THE ACC CHAMPIONSHIP GAME AND WON 24 GAMES.

J. 17	H	W	66-53	Syracuse
J. 19	H	L	55-59	Florida State
J. 24	H	W	59-57	Wake Forest
J. 28	A	W	68-57	NC State
J. 31	H	W	64-49	Boston College
F. 4	A	W	62-56	Florida State
F. 8	A	L	45-56	Miami
F. 10	H	L	58-60	Notre Dame (NR/10)
F. 14	H	W	75-54	Virginia Tech
F. 16	A	L	52-63	Georgia Tech
F. 21	A	L	56-78	Duke (NR/4)
F. 28	H	W	^70-63	Georgia Tech
M. 3	H	L	61-66	NC State
M. 7	A	L	67-81	Notre Dame (NR/12)
M. 11	N2	L	73-76	Florida State

N1 — Paradise Jam (St. Thomas, Virgin Islands); N2 — ACC Tournament (Greensboro, N.C.); ^ - denotes overtime

2015-16 (17-14 OVERALL, 10-8 ACC, T-7TH)

N. 13	H	W	74-40	NC Central
N. 15	H	W	78-45	UTSA
N. 19	H	W	76-56	Texas Southern
N. 23	N1	L	65-82	UMass
N. 25	N1	W	76-58	Rutgers
N. 30	A	L	83-89	Minnesota
D. 2	H	W	76-56	USC Upstate
D. 6	H	W	66-51	Wofford
D. 13	H	L	50-51	Alabama
D. 15	H	W	69-41	Presbyterian
D. 18	H	L	59-65	S. Carolina (NR/25)
D. 22	A	L	48-71	Georgia
D. 30	A	L	69-80	N. Carolina (NR/7)
J. 2	H	W	84-75	Florida State
J. 5	A	W	^74-73	Syracuse
J. 10	H	W	66-62	Louisville (NR/16)
J. 13	H	W	68-63	Duke (NR/9)
J. 16	H	W	76-65	Miami (NR/8)
J. 19	A	L	62-69	Virginia (NR/13)
J. 27	H	W	73-60	Pittsburgh
J. 30	A	L	65-76	Florida State
F. 2	A	W	76-62	Wake Forest
F. 6	A	L	57-60	Virginia Tech
F. 8	H	L	83-89	Notre Dame
F. 13	H	W	66-52	Georgia Tech
F. 17	H	W	65-54	Boston College
F. 20	A	L	74-77	NC State
F. 23	A	L	73-75	Georgia Tech
M. 1	H	L	57-64	Virginia (NR/4)
M. 5	A	W	66-50	Boston College
M. 9	N2	L	^85-88	Georgia Tech

N1 — MGM Grand Main Event (Las Vegas, Nev.); N2 — ACC Tournament (Washington, D.C.); ^ - denotes overtime

2016-17 (17-16 OVERALL, 6-12 ACC, 12TH)

N. 11	H	W	74-64	Georgia
N. 17	N1	W	95-78	Davidson
N. 18	N1	L	77-83	Xavier
N. 20	N1	L	64-70	Oklahoma
N. 25	H	W	83-74	High Point
N. 30	H	W	60-58	Nebraska
D. 4	H	W	85-43	Coppin State
D. 10	H	W	90-47	Mercer
D. 13	H	W	93-65	SC State

D. 18	A	W	67-54	Alabama
D. 21	A	W	62-60	S. Carolina (NR/20)
D. 28	H	W	87-73	UNC Wilmington
D. 31	A	W	73-68	Wake Forest
J. 3	H	L	^86-89	N. Carolina (NR/14)
J. 7	A	L	70-75	Notre Dame (NR/21)
J. 12	A	L	63-75	Georgia Tech
J. 14	H	L	73-77	Virginia (NR/18)
J. 19	A	L	60-92	Louisville (NR/11)
J. 22	H	L	81-82	Virginia Tech
J. 28	A	W	67-60	Pittsburgh
F. 1	H	W	74-62	Georgia Tech
F. 5	A	L	61-109	Florida State (NR/15)
F. 7	H	L	81-82	Syracuse
F. 11	A	L	62-64	Duke (NR/18)
F. 14	H	W	95-83	Wake Forest
F. 18	A	L	65-71	Miami
F. 21	A	L	70-71	Virginia Tech
F. 25	H	L	74-76	Florida State (NR/19)
M. 1	H	W	78-74	NC State
M. 4	H	W	82-68	Boston College
M. 7	N2	W	75-61	NC State
M. 8	N2	L	72-79	Duke (NR/14)
M. 14	H3	L	69-74	Oakland

N1 — Tire Pros Invitational (Orlando, Fla.); N2 — ACC Tournament (Brooklyn, N.Y.); N3 — Postseason NIT; ^ - denotes overtime

2017-18 (25-10 OVERALL, 11-7 ACC, T-3RD)

N. 10	H	W	85-57	Western Carolina
N. 12	H	W	87-63	North Carolina A&T
N. 16	N1	W	81-76	Ohio
N. 17	N1	W	78-59	Hofstra
N. 19	N1	L	60-67	Temple
N. 24	H	W	84-77	Texas Southern
N. 29	A	W	79-65	Ohio State
D. 3	H	W	83-52	UNC Asheville
D. 9	H	W	81-59	Samford
D. 16	N2	W	71-69	Florida (NR/22)
D. 19	H	W	64-48	South Carolina
D. 22	H	W	89-60	Louisiana-Lafayette
D. 30	H	W	78-62	NC State
J. 3	A	W	74-70	Boston College (25/NR)
J. 6	H	W	^74-69	Louisville (25/NR)
J. 11	A	L	77-78	NC State (19/NR)
J. 13	H	W	72-63	Miami (19/18)
J. 16	A	L	79-87	N. Carolina (20/15)
J. 20	H	W	67-58	Notre Dame (20/NR)
J. 23	A	L	36-61	Virginia (18/2)
J. 28	A	W	72-70	Georgia Tech (18/NR)
J. 30	H	W	82-78	N. Carolina (20/19)
F. 3	A	W	75-67	Wake Forest (20/NR)
F. 8	H	W	72-48	Pittsburgh (16/NR)
F. 14	A	L	^79-81	Florida State (11/NR)
F. 18	H	L	57-66	Duke (11/12)
F. 21	A	L	58-65	Virginia Tech (15/NR)
F. 24	H	W	75-67	Georgia Tech (15/NR)
F. 28	H	W	76-63	Florida State (18/NR)
M. 3	A	L	52-55	Syracuse (18/NR)
M. 8	N3	W	90-82	Boston College (19/NR)
M. 9	N3	L	58-64	Virginia (19/1)
M. 16	N4	W	79-68	New Mexico St. (20/NR)
M. 18	N4	W	84-53	Auburn (20/16)
M. 23	N5	L	76-80	Kansas (20/9)

N1 — Charleston Classic (Charleston, S.C.);

N2 — MetroPCS Orange Bowl Classic (Sunrise, Fla.); N3 — ACC Tournament (Brooklyn, N.Y.); N4 — NCAA Tournament (San Diego, Calif.); N5 — NCAA Tournament (Omaha, Neb.)

2018-19 (20-14 OVERALL, 9-9 ACC, 9TH)

N. 6	H	W	100-80	The Citadel (22/NR)
N. 9	H	W	71-51	NC Central (22/NR)
N. 14	H	W	75-59	SamHoustonState (19/NR)
N. 19	N1	W	72-69	vs. Akron (16/NR)
N. 20	N1	L	64-49	vs. Georgia (16/NR)
N. 21	N1	L	82-87	vs. Creighton (16/NR)
N. 26	H	L	66-68	Nebraska
D. 4	H	W	65-60	Saint Peter's
D. 8	N2	L	71-82	Mississippi State (NR/22)
D. 15	H	W	74-66	Radford
D. 18	H	W	78-51	Charleston Southern
D. 22	A	W	78-68	South Carolina
D. 30	H	W	84-67	Lipscomb
J. 5	A	L	68-87	Duke (NR/1)
J. 9	A	L	53-61	Syracuse
J. 12	H	L	43-63	Virginia (NR/4)
J. 16	H	W	72-60	Georgia Tech
J. 22	A	L	68-77	Florida State
J. 26	A	L	67-69	NC State
J. 29	H	W	82-69	Pittsburgh
F. 3	H	W	64-37	Wake Forest
F. 6	A	W	65-42	Georgia Tech
F. 9	H	W	59-51	Virginia Tech (NR/11)
F. 13	A	L	64-65	Miami
F. 16	A	L	55-56	Louisville
F. 19	H	L	64-77	Florida State
F. 23	H	W	76-66	Boston College
F. 27	A	W	62-48	Pittsburgh
M. 2	H	L	79-81	North Carolina (NR/5)
M. 6	A	W	64-62	Notre Dame
M. 9	H	W	67-55	Syracuse
M. 13	N3	L	58-59	NC State
M. 19	H1	W	75-69	Wright State
M. 24	H2	L	55-63	Wichita State

N1 — Cayman Islands Classic (Grand Cayma, Cayman Islands); N2 — Never Forget Tribute Classic (Newark, N.J.); N3 — ACC Tournament (Charlotte, N.C.); H1 — NIT First Round (Clemson, S.C.); H2 — NIT Second Round (Clemson, S.C.)

2019-20 (16-15 OVERALL, 9-11 ACC, 8TH)

N. 5	H	L	60-67	Virginia Tech
N. 7	H	W	79-45	Presbyterian
N. 10	H	W	81-68	Colgate
N. 17	H	W	87-65	Detroit Mercy
N. 21	H	W	87-51	Alabama A&M
N. 24	N1	W	^62-60	TCU
N. 26	N1	L	67-71	Colorado (NR/21)
D. 2	A	L	60-78	Minnesota
D. 8	A	L	53-72	Florida State (NR/17)
D. 15	H	L	54-67	South Carolina
D. 20	H	W	68-39	Jacksonville
D. 22	H	L	45-54	Yale
D. 31	H	L	^68-73	Miami (Fla.)
J. 4	H	W	81-70	NC State
J. 11	A	W	^79-76	North Carolina
J. 14	H	W	79-72	Duke (NR/3)
J. 18	A	L	54-	

ALL-TIME RESULTS

J. 25	A	L	62-80	Louisville (NR/6)
J. 28	H	W	71-70	Syracuse
F. 1	A	L	44-56	Wake Forest
F. 5	A	L	44-51	Virginia
F. 9	H	L	57-61	Notre Dame
F. 12	A	W	72-52	Pittsburgh
F. 15	H	W	77-62	Louisville (NR/5)
F. 22	A	W	82-64	Boston College
F. 25	A	L	59-68	Georgia Tech
F. 29	H	W	70-69	Florida State (NR/6)
M. 4	A	L	58-70	Virginia Tech
M. 6	H	L	62-65	Georgia Tech
M. 11	N2	W	69-64	Miami (Fla.)
M. 12	N3	N/A	N/A	Florida State

2020-21 (16-8 OVERALL, 10-6 ACC, T-5TH)

N. 25	N1	W	53-42	Mississippi State
N. 26	N1	W	81-70	Purdue
D. 2	H	W	75-38	South Carolina State
D. 9	H	W	67-51	Maryland
D. 12	N2	W	64-56	Alabama
D. 15	A	L	60-66	VirginiaTech(24/NR)
D. 19	A	---	PPD.	South Carolina
D. 21	H	W	66-51	MoreheadState(24/NR)
D. 29	H	W	77-67	FloridaState(NR/18)
J. 2	A	W	66-65	Miami (Fla.)
J. 5	H	W	^74-70	NC State (19/RV)
J. 9	A	---	PPD.	North Carolina
J. 12	A	---	PPD.	Syracuse
J. 16	H	L	50-85	Virginia (12/18)
J. 20	A	L	65-83	GeorgiaTech(20/NR)
J. 23	A	L	61-80	FloridaState(20/NR)
J. 27	H	W	54-50	Louisville (NR/25)
J. 30	A	L	53-79	Duke
F. 2	H	W	63-50	North Carolina
F. 6	H	W	78-61	Syracuse
F. 12	H	W	74-72	Georgia Tech
F. 17	A	---	PPD.	Notre Dame
F. 21	A	---	PPD.	Pittsburgh
F. 24	A	W	60-39	Wake Forest
F. 27	H	W	66-58	Miami
M. 3	A	L	54-64	Syracuse
M. 6	H	W	77-62	Pittsburgh
M. 10	N3	L	64-67	Miami (Fla.)
M. 19	N4	L	56-60	Rutgers

N1 --- Space Coast Challenge (Melbourne, Fla.); N2 --- Holiday Hoopsgiving (Atlanta, Ga.)
 N3 --- ACC Tournament (Greensboro, N.C.); N4 --- NCAA Tournament (Indianapolis, Ind.) Games with "PPD." were postponed due to COVID-19.

2021-22 (17-16 OVERALL, 8-12 ACC, 10TH)

N. 9	H	W	64-53	Presbyterian
N. 12	H	W	76-68	Wofford

N. 15	H	W	93-70	Bryant
N. 18	N1	W	75-48	Temple
N. 19	N1	L	65-68	St. Bonaventure
N. 21	N1	L	59-66	West Virginia
N. 26	H	W	91-59	Charleston Southern
N. 30	A	L	64-74	Rutgers
D. 4	A	L	75-80	Miami (Fla.)
D. 11	N2	W	^90-80	Drake
D. 14	H	W	89-76	Miami (Ohio)
D. 18	H	W	70-56	South Carolina
D. 22	A	W	67-50	Virginia
J. 4	H	L	65-75	Virginia
J. 8	A	W	70-65	NC State
J. 12	A	L	56-72	Notre Dame
J. 15	H	L	68-70	Boston College
J. 18	A	L	78-91	Syracuse
J. 22	H	W	75-48	Pittsburgh
J. 25	A	L	69-71	Duke (NR/9)
F. 2	H	W	75-69	Florida State
F. 5	A	L	64-69	Georgia Tech
F. 8	H	L	77-79	North Carolina
F. 10	H	L	64-82	Duke (NR/7)
F. 12	H	L	61-76	Notre Dame
F. 15	A	L	80-81	Florida State
F. 19	A	L	61-70	Louisville
F. 23	H	W	80-69	Wake Forest
F. 26	A	W	70-60	Boston College
M. 2	H	W	68-65	Georgia Tech
M. 5	H	W	63-59	Virginia Tech
M. 8	N3	W	70-64	NC State
M. 9	N3	L	^75-76	Virginia Tech

N1 --- Charleston Classic (Charleston, S.C.); N2 --- Holiday Hoopsgiving (Atlanta, Ga.); N3 --- ACC Tournament (Greensboro, N.C.)

2022-23 (23-11 OVERALL, 14-6 ACC, 3RD)

N. 7	H	W	80-69	The Citadel
N. 11	A	L	58-60	South Carolina
N. 15	H	W	81-70	USC Upstate
N. 18	H	W	76-66	Bellarmine
N. 21	H	W	72-41	Loyola Maryland
N. 25	N1	L	71-74	Iowa (NR/25)
N. 26	N1	W	67-59	California
N. 29	H	W	^101-94	Penn State
D. 2	H	W	77-57	Wake Forest
D. 7	H	W	80-75	Towson
D. 10	N2	L	58-76	Loyola Chicago
D. 17	N3	W	85-57	Richmond
D. 21	A	W	79-66	Georgia Tech
D. 30	H	W	78-64	NC State
J. 4	A	W	68-65	Virginia Tech
J. 7	A	W	75-74	Pittsburgh
J. 11	H	W	83-70	Louisville
J. 14	H	W	72-64	Duke (NR/24)
J. 17	A	L	77-87	Wake Forest (19/NR)
J. 21	H	W	51-50	VirginiaTech(19/NR)
J. 24	H	W	72-51	GeorgiaTech(24/NR)
J. 28	A	W	82-81	FloridaState(24/NR)

YEAR BY YEAR RPI & STRENGTH OF SCHEDULE

Year	RPI	Schedule
1993-94	.86	.5394
1994-95	.79	.5503
1995-96	.40	.5770
1996-97	.11	.6159
1997-98	.28	.5963
1998-99	.98	.5336
1999-00	.168	.4907
2000-01	.168	.4903
2001-02	.154	.4998
2002-03	.87	.5398
2003-04	.91	.5650
2004-05	.93	.5350
2005-06	.78	.5520
2006-07	.34	.5927
2007-08	.32	.6003
2008-09	.36	.5936
2009-10	.41	.5931
2010-11	.55	.5707
2011-12	.150	.5056
2012-13	.187	.4881
2013-14	.65	.5640
2014-15	.106	.5306
2015-16	.127	.5247
2016-17	.75	.5508
2017-18	.10	.6169
2018-19	.60	.5630
2019-20	.110	.5340
2020-21	.31	.5857
2021-22	.130	.5236
2022-23	.80	.5530

Note: RPI figures are for the entire season

J. 31	A	L	54-62	BostonCollege(20/NR)
F. 4	H	L	74-78	Miami (Fla.) (20/23)
F. 11	A	L	71-91	North Carolina
F. 15	H	W	94-54	Florida State
F. 18	A	L	73-83	Louisville
F. 22	H	W	91-73	Syracuse
F. 25	A	W	96-71	NC State
F. 28	A	L	57-64	Virginia (NR/13)
M. 4	H	W	87-64	Notre Dame
M. 9	N4	W	80-64	NC State
M. 10	N4	L	56-76	Virginia (NR/13)
M. 15	H	L	64-68	Morehead State

N1 --- Emerald Coast Classic (Destin, Fla.); N2 --- Holiday Hoopsgiving (Atlanta, Ga.); N3 --- Greenville Winter Invitational (Greenville, S.C.); N4 --- ACC Tournament (Greensboro, N.C.)

Note: Numbers in parenthesis are Clemson's AP rank/opponent AP rank prior to the game. Not all rankings are known prior to each game. "u" represents the ranking according to UPI.



THE 2017-18 TEAM ADVANCED TO THE SWEET 16 AND WON A PROGRAM RECORD 25 GAMES.



TUNNEY TUNNEY

Drafted 37th overall by the Denver Nuggets in the 2023 NBA Draft

Highest draft pick since KJ McDaniels in 2014 (32nd overall)

2022-23 All-ACC First Team

2022-23 ACC Skip Prosser Student-Athlete of the Year

2022-23 College Sports Communicators Academic All-American





**JOSH
BEADLE**



**CHASE
HUNTER**



**DILLON
HUNTER**




**JAKE
HEIDBREDER**



**IAN
SCHIEFFELIN**




**JACK
CLARK**




**RJ
GODFREY**




**JOSEPH
GIRARD III**



**ALEX
HEMENWAY**




**ANDREW
LATIFF**




**ASA
THOMAS**



**MATT
KELLY**



**CHAUNCEY
WIGGINS**



**PJ
HALL**



**DANIEL
NAUSEEF**



**BAS
LEYTE**

2023-24 SCHEDULE

NOV. 6
WINTHROP

NOV. 10
UAB

NOV. 12
MARYLAND/DAVIDSON

NOV. 19
BOISE STATE

NOV. 24
ALCORN STATE

NOV. 28
ALABAMA

DEC. 3
PITTSBURGH

DEC. 6
SOUTH CAROLINA

DEC. 9
TCU

DEC. 16
MEMPHIS

DEC. 22
QUEENS

DEC. 29
RADFORD

JAN. 3
MIAMI(FLA.)

JAN. 6
NORTH CAROLINA

JAN. 10
VIRGINIA TECH

JAN. 13
BOSTON COLLEGE

JAN. 16
GEORGIA TECH

JAN. 20
FLORIDA STATE

JAN. 27
DUKE

JAN. 30
LOUISVILLE

FEB. 3
VIRGINIA

FEB. 6
NORTH CAROLINA

FEB. 10
SYRACUSE

FEB. 14
MIAMI(FLA.)

FEB. 17
NC STATE

FEB. 21
GEORGIA TECH

FEB. 24
FLORIDA STATE

FEB. 27
PITTSBURGH

MAR. 2
NOTRE DAME

MAR. 5
SYRACUSE

MAR. 8
WAKE FOREST

HOME || AWAY