



2023-24 CLEMSON BASKETBALL  
**PROSPECTUS**

# QUICK FACTS

## GENERAL INFORMATION

<b>Location:</b>	Clemson, SC 29633
<b>Founded:</b>	1889
<b>Enrollment:</b>	27,341
<b>President:</b>	James P. Clements (UMBC '85)
<b>Director of Athletics:</b>	Graham Neff (Georgia Tech '06)
<b>Conference:</b>	Atlantic Coast
<b>Nickname:</b>	Tigers
<b>Colors:</b>	Tiger Orange & Regalia
<b>Arena:</b>	Littlejohn Coliseum (9,000)
<b>Web:</b>	ClemsonTigers.com
<b>Twitter / Instagram</b>	@ClemsonMBB

## MEN'S BASKETBALL STAFF

### Head Coach

Brad Brownell (DePauw '91)  
Clemson record: 241-177 (13 years)  
Overall record: 408-262 (21 years)

### Associate Head Coach

Billy Donlon (UNC Wilmington '99)

### Assistant Coach

Sean Dixon (Presbyterian '07)

### Assistant Coach

Dick Bender (West Maryland '86)

### Director of Operations

Andy Assaley (Cincinnati '96)

### Director of Basketball Strength & Conditioning

Preston Greene (Clemson '99)

### Director of Player Development

Terrell McIntyre (Clemson '15)

### Special Assistant to the Head Coach

Jeff Reynolds (UNC Greensboro '78)

### Video Coordinator

Aaron Stevens (Clemson '19)

### Athletic Trainer

Brad Crowe (Grand Valley State '10)

### Graduate Managers

Joel Dance (Clemson '23)

AJ Morris (Alcorn State, '22)

## ATHLETIC COMMUNICATIONS STAFF

### Associate Director of Communications, Men's Basketball Contact

Ben Winterrowd (Western Illinois '11) C: 630-862-8828

Email: [winterr@clemson.edu](mailto:winterr@clemson.edu)

### Associate AD/Communications and Strategic Initiatives

Jeff Kallin (Clemson, '07) C: 508-944-3859

Email: [kallin@clemson.edu](mailto:kallin@clemson.edu)

Mailing Address: P.O. Box 31, Clemson, SC 29633

Overnight Address: 100 Perimeter Road, Clemson, SC 29633

## CLEMSON TIGERS RADIO NETWORK

Play-by-Play: Don Munson

Color Analyst: Tim Bourret

Engineer: Ben Milstead

## 2023-24 PERSONNEL BREAKDOWN

### Lettermen Returning: 10

Name	Pos	Hgt	Wgt	Cl.	PPG	RPG	FG%	FT%
PJ Hall	F	6-10	245	Sr.	15.3	5.7	.535	.786
Chase Hunter	G	6-3.5	204	RSr.	13.8	3.0	.410	.813
Alex Hemenway	G	6-4	195	Gr.	6.9	1.8	.500	.750
Ian Schieffelin	F	6-7	230	Jr.	5.5	4.1	.511	.688
RJ Godfrey	F	6-7	225	So.	3.2	2.1	.597	.654
Chauncey Wiggins	F	6-10	205	So.	2.4	0.9	.444	.667
Josh Beadle	G	6-3	182	RSo.	2.3	1.0	.372	.636
Dillon Hunter	G	6-3.5	193	So.	1.4	1.2	.298	.600
Matt Kelly	G	6-1	172	Jr.	0.7	0.2	1.000	.000
Daniel Nauseef	F	6-7	215	Jr.	0.6	0.6	.667	.000

### Newcomers: 6

Name	Cl.	Pos	Hgt	Wgt
Jack Clark	Gr.	F	6-8	200
Joseph Girard III	Gr.	G	6-1	190
Jake Heidbreder	Jr.	G	6-5	180
Andrew Latiff	Sr.	G	6-4	175
Base Leyte	Gr.	F	6-10	220
Asa Thomas	Fr.	F	6-8	185

### Lettermen Lost: 5

Name	Pos	Hgt	Wgt	PPG	RPG	FG%	FT%
Hunter Tyson	F	6-8	217	15.3	9.6	.479	.838
Brevin Galloway	G	6-3	210	11.2	2.4	.437	.869
Ben Middlebrooks	F/C	6-10	242	3.1	2.7	.480	.773
Jack Nauseef	G	6-1	163	0.2	0.2	.000	.500
Devin Foster	G	6-2	182	0.0	0.1	.000	.000

### Starters Returning: 3 (Hall, Hunter, Schieffelin)

### Starters Lost: 2 (Galloway, Tyson)

Top Returning Scorer: PJ Hall (15.3 ppg)

Top Returning Rebounder: PJ Hall (5.7 rpg)

Top Returning Assist Maker: Chase Hunter (138)

Top Returning FG Shooter: PJ Hall (.535, min. 100 attempts)

Top Returning 3-Point Shooter: Alex Hemenway (.471, min. 50 attempts)

Top Returning FT Shooter: Chase Hunter (.813, min. 30 attempts)

Top Returning Shot Blocker: PJ Hall (37)

Top Returnee in Steals: PJ Hall (22)

## 2023-24 ROSTER BREAKDOWN

By Class: 4 graduates, 3 seniors, 4 juniors, 4 sophomores, 1 freshman

By State: Georgia 5, South Carolina 4, Indiana 2, Illinois 1, New York 1, Ohio 1, Pennsylvania 1

By Country: United States 15, Netherlands 1

## 2022-23 SEASON REVIEW

Overall Record: 23-11

ACC Record: 14-6 (3rd)

Postseason: NIT, First Round

Associated Press Final Ranking: NR

USA Today Final Ranking: NR

## ALL-TIME POSTSEASON PLAY

Overall NCAA Appearances: 13

Overall NCAA Tournament Record: 11-13

Last NCAA Appearance/Result: 2021, lost to Rutgers in the First Round, 56-60

Overall NIT Appearances: 18

Overall NIT Record: 19-18

Last NIT Appearance/Result: 2023/First Round

# ROSTER

## NUMERICAL

No	Name	Pos	Hgt	Wgt	Year	Hometown	Previous School	Pronunciation/Notes
0	Josh Beadle	G	6-3	182	RSo.	Columbia, S.C.	Cardinal Newman HS	
1	Chase Hunter	G	6-3.5	204	RSr.	Atlanta, Ga.	Westlake HS	
2	Dillon Hunter	G	6-3.5	193	So.	Atlanta, Ga.	Westlake HS	
3	Jake Heidbreder	G	6-5	180	Jr.	Floyds Knobs, Ind.	Floyd Knobs HS/Air Force	HIDE-breeder CHEF-lynn
4	Ian Schieffelin	F	6-7	230	Jr.	Loganville, Ga.	Grayson HS	
5	Jack Clark	F	6-8	200	Gr.	Cheltenham, Pa.	Cheltenham/NC State	
10	RJ Godfrey	F	6-7	225	So.	Suwanee, Ga.	North Gwinnett HS	
11	Joseph Girard III	G	6-1	190	Gr.	Glens Falls, N.Y.	Glens Falls HS/Syracuse	
12	Alex Hemenway	G	6-4	195	Gr.	Newburgh, Ind.	Castle HS	
13	Andrew Latiff	G	6-4	175	Sr.	Clemson, S.C.	Daniel HS	LUH-tiff ACE-uh
15	Asa Thomas	F	6-8	185	Fr.	Lake Forest, Ill.	Lake Forest HS	
20	Matt Kelly	G	6-1	172	Jr.	Charleston, S.C.	Porter-Gaud HS	
21	Chauncey Wiggins	F	6-10	205	So.	Grayson, Ga.	Grayson HS	
24	PJ Hall	F	6-10	245	Sr.	Spartanburg, S.C.	Dorman HS	
32	Daniel Nauseef	F	6-7	215	Jr.	Dayton, Ohio	Chaminade Julianne Catholic	NAW-seef BOZ, LIGHT-uh
33	Bas Leyte	F	6-10	220	Gr.	Bergen op Zoom, Netherlands	New Hampton HS/UNCG	

**Head Coach:** Brad Brownell

**Associate Head Coach:** Billy Donlon

**Assistant Coaches:** Sean Dixon and Dick Bender

**Director of Basketball Operations:** Andy Assaley

**Director of Recruiting:** Lucas McKay

**Special Assistant to the Head Coach:** Jeff Reynolds

**Director of Strength & Conditioning:** Preston Greene

**Director of Player Development:** Terrell McIntyre

**Sports Medicine:** Brad Crowe

**Video Coordinator:** Aaron Stevens

**Nutritionist:** Michelle Sweeney

**Graduate Manager:** Joel Dance and AJ Morris

**Undergraduate Managers:** Tyler Pepicelli, Conner Pederson, Luke Ferrell, Sebastian Miller, Luke Ciprich, Hayden Johnson, Robert Liollo, Cameron White, Jameson Browne, Ryan Gormley, Farrakhan Jones-James, Will Buchert, Carter Berry



**#0 JOSH BEADLE**  
G • 6-3 • 182 • RFr.  
Columbia, S.C.



**#1 CHASE HUNTER**  
G • 6-3.5 • 204 • RSR.  
Atlanta, Ga.



**#2 DILLON HUNTER**  
G • 6-3.5 • 193 • So.  
Atlanta, Ga.



**#3 JAKE HEIDBREDER**  
G • 6-5 • 180 • Jr.  
Floyds Knobs, Ind.




**#4 IAN SCHIEFFELIN**  
F • 6-7 • 230 • Jr.  
Loganville, Ga.



**#5 JACK CLARK**  
F • 6-8 • 200 • Gr.  
Cheltenham, Pa.



**#10 RJ GODFREY**  
F • 6-7 • 225 • So.  
Suwanee, Ga.



**#11 JOSEPH GIRARD III**  
G • 6-1 • 190 • Gr.  
Glens Falls, N.Y.



**#12 ALEX HEMENWAY**  
G • 6-4 • 195 • Gr.  
Newburgh, Ind.



**#13 ANDREW LATIFF**  
G • 6-4 • 175 • Sr.  
Clemson, S.C.



**#15 ASA THOMAS**  
F • 6-8 • 185 • Fr.  
Lake Forest, Ill.



**#20 MATT KELLY**  
G • 6-1 • 172 • Jr.  
Charleston, S.C.




**#21 CHAUNCEY WIGGINS**  
F • 6-10 • 205 • So.  
Grayson, Ga.



**#24 PJ HALL**  
C • 6-10 • 245 • Sr.  
Spartanburg, S.C.



**#32 DANIEL NAUSEEF**  
F • 6-7 • 215 • Jr.  
Dayton, Ohio



**#33 BAS LEYTE**  
F • 6-10 • 220 • Gr.  
Bergen op Zoom, Netherlands



**BRAD BROWNELL**  
Head Coach  
14th Season



**BILLY DONLON**  
Associate Head Coach  
2nd Season



**SEAN DIXON**  
Assistant Coach  
2nd Season




**DICK BENDER**  
Assistant Coach  
12th Season\*



**ANDY ASSALEY**  
Operations  
2nd Season



**LUCAS MCKAY**  
Recruiting  
11th Season\*



**PRESTON GREENE**  
Strength and Conditioning  
3rd Season\*



**TERRELL MCINTYRE**  
Player Development  
7th Season



**BRAD CROWE**  
Sports Medicine  
8th Season



**AARON STEVENS**  
Video Coordinator  
2nd Season



**MICHELLE SWEENEY**  
Nutrition  
3rd Season



**JOEL DANCE**  
Graduate Manager  
1st Season



**AJ MORRIS**  
Graduate Manager  
2nd Season



**JOEL DANCE**  
Communications  
7th Season

\* – denotes multiple stints served on full-time staff for Clemson Basketball

# HEAD COACH BRAD BROWNELL



(Clicking on Coach Brownell's headshot will take you to his online bio)

## CAREER RECORDS

Overall Record: 408-262  
 Conference Games (regular season career): 218-158  
 Non-Conference Games (at Clemson): 117-47  
 ACC Tournament: 7-12  
 NCAA Tournament (career): 3-6  
 Overtime Games (at Clemson): 14-8  
 NIT (career): 4-4

## CAREER RECORDS (ACC PLAY)

Overall Record (Regular Season): 117-117  
 Overall Record (inc. postseason): 124-129  
 ACC Tournament: 6-11

## ALL-TIME WINNINGEST COACHES

1.	<b>Brad Brownell (2010-present)</b>	<b>241-177</b>
2.	Cliff Ellis (1985-94)	177-128
3.	Bill Foster (1975-84)	156-106
4.	Oliver Purnell (2003-10)	138-88
5.	Joe Davis (1932-40)	101-86

## BROWNELL'S YEAR-BY-YEAR HEAD COACHING RECORD

YEAR	SCHOOL	OVERALL	.PCT	CONF.	POSTSEASON
2002-03	UNC Wilmington	24-7	.744	15-3	NCAA, 1st round
2003-04	UNC Wilmington	15-15	.500	9-9	
2004-05	UNC Wilmington	19-10	.655	13-5	
2005-06	UNC Wilmington	25-8	.758	15-3	NCAA, 1st round
2006-07	Wright State	23-10	.697	13-3	NCAA, 1st round
2007-08	Wright State	21-10	.677	12-6	
2008-09	Wright State	20-13	.606	12-6	
2009-10	Wright State	20-12	.625	12-6	
2010-11	Clemson	22-12	.647	9-7	NCAA, 2nd round
2011-12	Clemson	16-15	.516	8-8	
2012-13	Clemson	13-18	.419	5-13	
2013-14	Clemson	23-13	.639	10-8	NIT, Semifinals
2014-15	Clemson	16-15	.516	8-10	
2015-16	Clemson	17-14	.548	10-8	
2016-17	Clemson	17-16	.515	6-12	NIT, 1st Round
2017-18	Clemson	25-10	.714	11-7	NCAA, Sweet 16
2018-19	Clemson	20-14	.588	9-9	NIT, 2nd Round
2019-20	Clemson	16-15	.516	9-11	No Postseason Due to COVID-19
2020-21	Clemson	16-8	.667	10-6	NCAA, 1st Round
2021-22	Clemson	17-16	.515	8-12	
2022-23	Clemson	23-11	.676	14-6	NIT, 1st Round

### HEAD COACHING SUMMARY

at UNC Wilmington	83-40	.675	52-20
at Wright State	84-45	.651	49-21
at Clemson	241-177	.577	117-117
<b>TOTALS</b>	<b>408-262</b>	<b>.609</b>	<b>218-158</b>

NOTE: Conference record is regular season only.

## CAREER COACHING RECORDS

**Season Victories:** 25  
 Cliff Ellis, 1986-87  
 Oliver Purnell, 2006-07  
 Brad Brownell, 2017-18

**Home Victories**  
 160, Brad Brownell (160-53), 2010-23

**ACC Season Victories**  
 14, Brad Brownell, 2022-23

**ACC Home Victories**  
 9, Brad Brownell, 2022-23

**ACC Regular Season Career Victories**  
 117, Brad Brownell (117-117), 2010-23

**Overall Wins vs. ACC Teams**  
 124, Brad Brownell (124-129), 2010-23

**Overall Winning Percentage**  
 vs. ACC Teams: .490, Brad Brownell (124-129), 2010-23

**Overall ACC Home Winning Percentage**  
 .686, Brad Brownell (81-37), 2010-23

## ABOUT BRAD BROWNELL

**Born** November 15, 1968  
**Hometown** Evansville, Indiana  
**High School** Harrison High School  
**Degree** DePauw University (1991); history  
**Master's** University of Indianapolis (1994); history

### FAMILY

**Wife** Paula  
**Daughter** Abby  
**Daughter** Kate

### COACHING EXPERIENCE

Years	School, Position
1991-92	Evansville, graduate assistant
1992-94	Indianapolis; assistant coach
1994-2002	UNC Wilmington, assistant coach
2002-06	UNC Wilmington, head coach
2006-10	Wright State, head coach
2010-pres.	Clemson, head coach

### PLAYING EXPERIENCE

**Years**  
 1988-91 DePauw University  
 (Ranks seventh in school history in career assists - 332; 15th in steals - 102; 17th in free throw percentage - .782)  
 1989-90 Season  
 .899 free throw percentage; 132 assists, 47 steals (all top 10 single season; 2nd in FT, 10th in AST, 9th in STL)

### COACHING HONORS

2003	Colonial Athletic Association Coach of the Year
2006	Colonial Athletic Association Coach of the Year
2008	Horizon League Coach of the Year
2018	Sports Illustrated College Basketball Coach of the Year

### COACHING TREE

**Zavier Anderson** (Assistant coach at Florida International)  
**Nick Bowman** (Assistant coach at New Orleans)  
**Matt Bucklin** (Assistant coach at James Madison)  
**Tee Butters** (Assistant coach at Arkansas State)  
**Kylen Butler** (Assistant coach at Eastern Illinois)  
**Mark Byington** (Head coach at James Madison)  
**Austin Claunch** (Assistant coach at Alabama)  
**Aaron Coombs** (Head coach at Georgia Southwestern State)  
**Billy Donlon** (Associate head coach at Clemson)  
**Jimmy Garrity** (Head women's coach at Wofford)  
**Earl Grant** (Head coach at Boston College)  
**Marty McGillan** (Assistant coach at Longwood)  
**Riley McGillan** (Assistant coach at Lenoir-Rhyne)  
**Lucas McKay** (Director of recruiting at Clemson)  
**Rick Ray** (Assistant coach at Colorado)  
**Richie Riley** (Head coach at South Alabama)  
**Tanner Smith** (Assistant coach at Appalachian State)  
**Aaron Stevens** (Video coordinator at Clemson)

### NBA DRAFT PICKS UNDER BROWNELL

2014	K.J. McDaniels, 32nd to Philadelphia
2017	Jaron Blossomgame, 59th to San Antonio
2023	Hunter Tyson, 37th to Denver

# SEASON OUTLOOK

The 2023-24 Clemson basketball team returns three starters and five key reserves from one of the most accomplished teams in school history. This year's club will also benefit from four transfers who have played a combined 393 college basketball games over 14 seasons of experience. The transfers have a combined 3,978 points, 1,469 rebounds and 754 assists.

It is difficult to compare experience levels across seasons, especially in this era of frequent transfers, but this will be one of the most experienced teams in many years.

The eight returning scholarship lettermen certainly had enough experiences for an entire career last year. The Tigers finished with a 23-11 record, including 14-6 in the Atlantic Coast Conference. The 14 wins broke a school record by three games. The .700 winning percentage was the third best in Clemson history, and better than 11 of the previous 13 Clemson teams that advanced to the NCAA Tournament.

Clemson started 7-0 and 10-1 in the ACC last year and the seven consecutive league wins tied a school record that dated to 1967. The Tigers had six wins over teams that reached the NCAA Tournament, just one less than Clemson's Sweet 16 team of 2018.

Many of the victories were in dominant fashion. The Tigers won eight ACC games by double digits and five of those were by at least 20 points. No other ACC team had as many league wins by that margin.

But at the end of the season, Clemson was denied a bid to the NCAA Tournament, a decision that was questioned by many of the national media, including Jay Bilas and Dick Vitale.

We review these facts because last year will be a motivator for those returning eight scholarship lettermen.

Depth should be one of the strengths for this year's Tiger team. "This team has as much depth as we have had since the 2018 and 2021 teams," said Brad Brownell, the winningest coach in Clemson history.

"Last year when we subbed, we were using true freshmen and, in some games, they were going against veteran players, and it was a challenge. But we only have one true freshman on the team this year."

Clemson has 12 players who have played at least a full season of college basketball and eight who have played

at least two years.

The Tigers should be strong on offense. As stated previously, this year's squad has eight scholarship players returning from the 2022-23 team that was the first in school history to shoot at least 46.0 percent from the field, 36.0 percent from three-point range and 78.0 percent from the foul line in the same year.

There are some areas where Brownell wants to see some improvement to take that extra step, so the NCAA Tournament committee has an easy decision on bid day.

"We have worked hard on rebounding and defense in the offseason. Hunter Tyson did a terrific job on the defensive boards last year (ranked second in the nation individually in defensive rebounds). We were second in the league in defensive rebounding percentage last year. Some players will have to step up in light of Tyson's graduation."


"We are always striving to improve on defense. We have players returning, but we have new players also and they must mesh defensively with our returning players."

While there are many veterans returning, Brownell does have to replace two starters and one other transfer, Ben Middlebrooks, who played 383 minutes last year. Hunter Tyson and Brevin Galloway were the second and fourth leading scorers on the 2022-23 team, respectively.

Tyson came back for his fifth year, and it was among the best decisions by a Clemson basketball player in the history of the program. The native of North Carolina was a First Team All-ACC selection as a small forward. He averaged a team best 9.6 rebounds to go with a 15.3 scoring average. Additionally, he won the Skip Prosser Award as the league's top all-around student-athlete. This past summer he was an early second-round selection of the Denver Nuggets.

Galloway averaged 11.2 points per game as a wing guard. He shot 87.0 percent from the foul line and added 76 rebounds and 73 assists. He is playing professionally overseas.

Tyson and Galloway provided outstanding leadership, especially Tyson who had been with the program for five years. Brownell will have to replace the intangibles Tyson provided, but he has veterans who can provide that role.



SENIOR HUNTER TYSON WILL LOOK TO IMPROVE ON A CAREER YEAR LAST SEASON. TYSON POSTED 7.5 PPG AND 4.2 RPG. HE LED THE TEAM IN 3-POINT SHOOTING AT 43.1 PERCENT.



HEAD COACH BRAD BROWNELL RETURNS FOR HIS 14TH SEASON AT THE HELM OF THE TIGERS' PROGRAM. THE TIGERS WON A RECORD 14 ACC GAMES AND FINISHED 15-2 AT HOME LAST SEASON.

# SEASON OUTLOOK



CHASE HUNTER RETURNS FOR HIS FOURTH SEASON AS A TIGER AND THE TEAM'S THIRD-LEADING SCORER A SEASON AGO.

"Teams are better when they are player led," said Brownell. "It is a better situation when more than just the coaches can step in and challenge players. We had that last year because Hunter Tyson was so respected. He had a way of providing constructive criticism to his teammates."

Chase Hunter and PJ Hall have been around the program for at least four years and Brownell feels they can provide that. "We look for Chase to provide that leadership, certainly along with PJ. He is growing as a leader, and is a very positive guy."

## Backcourt

Chase Hunter and Joseph Girard III are two experienced guards for Brownell's team this year. Hunter played as a wing guard his first three years at Clemson, then moved to the point a year ago. "I am really proud of the progress Chase made last year and I think he is ready for another big season," said Brownell.

"He developed confidence last year when he made the move to point guard. He really did a terrific job making that move. He finished with almost a 2:1 assist/turnover ratio. We look for him to improve on that as he gets more and more time at the position."

"His three-point shooting improved also. He has worked very hard on that. He did a really nice job of scoring when we needed it and running the team when we needed it."

Girard III played 125 games, scored 1,652 points and had 445 assists in his four years at Syracuse. Last year he averaged 16.2 points per game and shot 38.0 percent on three-point shots. His scoring average is first among returning ACC players. He comes to Clemson with 297 career made three-point goals, already more than any Clemson player has ever made.

"Obviously Girard is an outstanding shooter, but he is also a very smart player. He knows how to play the game and has a competitive spirit about him."

"After playing just about all zone at Syracuse he will have some things to learn when it comes to our system. We are going to ask him to do things that are different from

what he did at Syracuse. But he understands that. He has put in the time to be in tremendous shape."

Alex Hemenway, Josh Beadle and Dillon Hunter are three returning veterans in the backcourt. Hemenway is in his fifth year with the team and is ranked fifth in Clemson history in career three-point percentage with a .430 mark. He had an injury plagued season a year ago when he missed 14 games with a foot injury, but he was still fifth on the team in scoring average at 6.9 per game.

Beadle is an athletic guard who is the quickest player on the team. He played in 33 of the 34 games, two as a starter, and averaged 2.3 points per contest.

Dillon Hunter is Chase's younger brother and he provided depth off the bench in 33 games a year ago. He played nearly 400 minutes at point guard and had just 22 turnovers. His 40:22 assist/turnover ratio was second on the team to his brother.

Jake Heidbreder is another transfer who will help the backcourt position. A native of Indiana, he played 61 games in two years and scored 786 points at Air Force. He showed great improvement last year when he averaged 15.1 points per game. He is regarded as a versatile player who could move to a wing position. A transfer, he still has another year of eligibility after this season.

## Frontcourt

Certainly, the leader of the front court and in many ways, the team, is 6-10 center PJ Hall. The senior from Spartanburg, S.C. averaged 15.3 points per game last year when he was a Third Team All-ACC selection. He improved in every area offensively as he shot 53.5 percent from the field, 40.0 percent on three-point shots and 79.0 percent from the foul line. He was even better in ACC games with a 17.6 average, 54.0 percent from the field and 83.0 percent from the line.

"PJ just completed a great offseason where he attended the NBA Combine. He benefitted from that experience, and it showed him some areas he needs to improve on, but also gave him more confidence. He showed great improvement on his 3-point shooting last year and has continued to work on it. He has also put in



ALEX HEMENWAY RETURNS TO CLEMSON FOR HIS FIFTH SEASON AND LOOKS TO ADD HIS ELITE SHOOTING CAPABILITY TO A DEEP ROSTER.

# SEASON OUTLOOK

a lot of time working on using his left hand and rebounding.”

Ian Schieffelin is a second returning starter in the Clemson frontcourt. The 6-7 forward from Loganville, Ga. averaged 5.5 points and 4.1 rebounds per game last year when he started 22 games and averaged 20 minutes per game. Schieffelin is an outstanding passer who had 64 assists against just 37 turnovers last year.

“Ian is coming back from a broken finger on his shooting hand over the summer. He has worked hard on his 3-point shooting, but the broken finger slowed his progress this summer. We need him to hit some threes to stretch the defense like he did against NC State in the ACC Tournament last year (3-3). He is a competitive and physical player who is a very good passer.”

Speaking of NC State, Jack Clark was a starter for the Wolfpack last year, but is now at Clemson for his final year of college basketball. The graduate student is in his fifth year of college basketball after playing three years at LaSalle, then last year at NC State. Clark averaged nine points and seven rebounds for the Wolfpack’s NCAA Tournament team last year. Like Schieffelin he missed some time this past summer (sports hernia) and is working hard on his 3-point shooting.

Two young, talented, Clemson forwards return from last season. RJ Godfrey and Chauncey Wiggins combined to play 731 minutes last year and had flashes of brilliance, flashes that Brownell expects to see more of this year.

“RJ and Chauncey have been healthy the entire offseason and they both add a lot of athleticism to our team. RJ is very competitive and did a good job finishing around the basket last year. He has been working hard at both ends on his play 15 feet and more from the basket.”

Wiggins might be the opposite in his offseason work. “Chauncey was a 40.0 percent 3-point shooter last year. He plays with more poise than most players his age. He sees the court because of his height when he is on the wing. He has been working hard to add some weight and strength and we have challenged him to drive more and score on inside post moves.”

Godfrey averaged 3.2 points a game and led the team in field goal percentage at nearly 60.0 percent. Wiggins averaged 2.4 points a game last year, but improved as the season went on. He connected on 48.0 percent of his 3-point shots in conference play.

Two new players, one a freshman and one a graduate, will also contribute to the frontcourt this year. Asa Thomas is a 6-8 true freshman from Lake Forest, Ill. who hopes to follow in the path of Hunter Tyson over the next few years. “Asa is a player who can help us at multiple positions. He played in a good league just north of Chicago and is the product of a good high school program.”

Bas Leyte is a 6-10 frontcourt player who comes to Clemson after four years at UNCG. He will provide the important role as backup to PJ Hall. Leyte averaged 7.6 points and 4.3 rebounds last year at UNCG and is a veteran of 121 college games at the Division I level. He has 640 points and 413 rebounds entering this season.

## The Schedule


The Tigers will face a challenging schedule from November through the end of the regular season in March. The slate includes non-conference games against Alabama, South Carolina, UAB, and Memphis. Clemson also will face TCU in Toronto, Canada, Clemson’s first ever basketball game in that country.

The ACC slate begins at Pittsburgh on Sunday, December 3. Three of the first four conference games are on the road, including playing at the Panther program that went to the NCAA Tournament last year, and at last year’s Final Four Miami (Fla.) team on Jan. 3. Clemson’s only home game the first four league games of the season is against North Carolina on Jan. 6.

Clemson’s 20 ACC games include two games each against Florida State, Georgia Tech, Pittsburgh, Syracuse, Miami (Fla.) and North Carolina.



CHAUNCEY WIGGINS IS PRIMED TO TAKE THE NEXT STEP IN HIS CAREER THIS SEASON AFTER COMING ON LATE LAST YEAR FOR THE TIGERS.



IAN SCHIEFFELIN STARTED 22 GAMES LAST SEASON AND ADDED 5.5 POINTS AND 4.1 REBOUNDS PER CONTEST.

# 2022-23 SEASON STATS



## 2022-23 Clemson Men's Basketball Combined Team Statistics All games

Page 1/1  
as of Jul 10, 2023

### Game Records

Record	Overall	Home	Away	Neutral
ALL GAMES	23-11	15-2	5-6	3-3
CONFERENCE	14-6	9-1	5-5	0-0
NON-CONFERENCE	9-5	6-1	0-1	3-3

### Score by Periods

Team	1st	2nd	OT	TOT
Clemson	1188	1322	30	2540
Opponents	1078	1207	23	2308

### Team Box Score

No.	Player	Total			3-Point			F-Throw		Rebounds				Other				PTS	AVG			
		GP-GS	MIN	AVG	FG-FGA	FG%	3FG-3FGA	3FG%	FT-FTA	FT%	OFF	DEF	TOT	AVG	PF	DQ	A			TO	BLK	STL
24	HALL, PJ	33-27	811:21	24.6	192-359	.535	33-83	.398	88-112	.786	52	135	187	5.7	75	0	33	57	37	22	505	15.3
5	TYSON, Hunter	34-34	1179:54	34.7	172-359	.479	83-205	.405	93-111	.838	44	281	325	9.6	60	0	50	35	4	32	520	15.3
1	HUNTER, Chase	31-31	994:14	32.1	144-351	.410	48-135	.356	91-112	.813	7	86	93	3.0	69	1	138	70	8	17	427	13.8
11	GALLOWAY, Brevin	32-31	933:02	29.2	117-268	.437	50-153	.327	73-84	.869	8	68	76	2.4	70	0	73	51	6	28	357	11.2
12	HEMENWAY, Alex	20-12	479:34	24.0	46-92	.500	33-70	.471	12-16	.750	3	32	35	1.8	32	0	21	13	2	9	137	6.9
4	SCHIEFFELIN, Ian	34-22	672:14	19.8	72-141	.511	9-27	.333	33-48	.688	41	100	141	4.1	62	1	64	37	9	11	186	5.5
22	GODFREY, RJ	33-1	310:01	9.4	43-72	.597	3-9	.333	17-26	.654	22	47	69	2.1	50	1	11	25	17	8	106	3.2
10	MIDDLEBROOKS, Ben	34-7	382:58	11.3	36-75	.480	0-6	.000	34-44	.773	36	57	93	2.7	71	2	13	18	13	18	106	3.1
21	WIGGINS, Chauncey	27-0	241:11	8.9	24-54	.444	14-35	.400	2-3	.667	2	22	24	0.9	13	0	10	6	3	4	64	2.4
0	BEADLE, Josh	33-2	421:12	12.8	32-86	.372	6-28	.214	7-11	.636	2	32	34	1.0	51	1	28	31	6	10	77	2.3
2	HUNTER, Dillon	33-3	394:31	12.0	17-57	.298	3-20	.150	9-15	.600	5	35	40	1.2	34	0	40	22	1	14	46	1.4
20	KELLY, Matt	6-0	07:21	1.2	2-2	1.000	0-0	.000	0-0	.000	0	1	1	0.2	0	0	1	0	0	1	4	0.7
32	NAUSEEF, Daniel	7-0	08:02	1.1	2-3	.667	0-0	.000	0-0	.000	1	3	4	0.6	2	0	1	1	1	1	4	0.6
15	NAUSEEF, Jack	6-0	06:22	1.1	0-2	.000	0-2	.000	1-2	.500	0	1	1	0.2	0	0	2	0	0	0	1	0.2
14	FOSTER, Devin	7-0	08:02	1.1	0-2	.000	0-2	.000	0-2	.000	0	1	1	0.1	0	0	0	1	0	0	0	0.0
Team											29	43	72					9				
<b>Total</b>		<b>34</b>	<b>6850</b>		<b>899-1923</b>	<b>.467</b>	<b>282-775</b>	<b>.364</b>	<b>460-586</b>	<b>.785</b>	<b>252</b>	<b>944</b>	<b>1196</b>	<b>35.2</b>	<b>589</b>	<b>6</b>	<b>485</b>	<b>376</b>	<b>107</b>	<b>175</b>	<b>2540</b>	<b>74.7</b>
<b>Opponents</b>		<b>34</b>	<b>6850</b>		<b>798-1970</b>	<b>.405</b>	<b>267-804</b>	<b>.332</b>	<b>445-604</b>	<b>.737</b>	<b>303</b>	<b>825</b>	<b>1128</b>	<b>33.2</b>	<b>576</b>	<b>7</b>	<b>395</b>	<b>383</b>	<b>87</b>	<b>191</b>	<b>2308</b>	<b>67.9</b>

### Team Statistics

	CU	OPP
<b>Scoring</b>	<b>2540</b>	<b>2308</b>
Points per game	74.7	67.9
Scoring margin	+6.8	-
<b>Field goals-att</b>	<b>899-1923</b>	<b>798-1970</b>
Field goal pct	.467	.405
<b>3 point fg-att</b>	<b>282-775</b>	<b>267-804</b>
3-point FG pct	.364	.332
3-pt FG made per game	8.3	7.9
<b>Free throws-att</b>	<b>460-586</b>	<b>445-604</b>
Free throw pct	.785	.737
F-Throws made per game	13.5	13.1
<b>Rebounds</b>	<b>1196</b>	<b>1128</b>
Rebounds per game	35.2	33.2
Rebounding margin	+2.0	-
<b>Assists</b>	<b>485</b>	<b>395</b>
Assists per game	14.3	11.6
<b>Turnovers</b>	<b>376</b>	<b>383</b>
Turnovers per game	11.1	11.3
Turnover margin	+0.2	-
Assist/turnover ratio	1.3	1.0
<b>Steals</b>	<b>175</b>	<b>191</b>
Steals per game	5.1	5.6
<b>Blocks</b>	<b>107</b>	<b>87</b>
Blocks per game	3.1	2.6
<b>Winning streak</b>	<b>0</b>	<b>-</b>
Home win streak	0	-
<b>Attendance</b>	<b>110795</b>	<b>128144</b>
Home games-Avg/Game	17-6517	11-11649
Neutral site-Avg/Game	-	6-7988

### Team Results

Date	Opponent	Score	Att.
11/07/2022	The Citadel	W 80-69	4768
11/11/2022	at South Carolina	L 58-60	13380
11/15/2022	USC Upstate	W 81-70	5002
11/18/2022	Bellarmine	W 76-66	6137
11/21/2022	Loyola Maryland	W 72-41	4655
11/25/2022	vs Iowa	L 71-74	1880
11/26/2022	vs California	W 67-59	1100
11/29/2022	Penn St.	Wot2 101-94	5861
12/02/2022	Wake Forest	W 77-57	6599
12/07/2022	Towson	W 80-75	4788
12/10/2022	vs Loyola Chicago	L 58-76	7795
12/17/2022	vs Richmond	W 85-57	4117
12/21/2022	at Georgia Tech	W 79-66	4763
12/30/2022	NC State	W 78-64	5969
01/04/2023	at Virginia Tech	W 68-65	7539
01/07/2023	at Pittsburgh	W 75-74	10403
01/11/2023	Louisville	W 83-70	7789
01/14/2023	Duke	W 72-64	9000
01/17/2023	at Wake Forest	L 77-87	8047
01/21/2023	Virginia Tech	W 51-50	9000
01/24/2023	Georgia Tech	W 72-51	6923
01/28/2023	at Florida St.	W 82-81	7956
01/31/2023	at Boston College	L 54-62	5298
02/04/2023	Miami (FL)	L 74-78	9000
02/11/2023	at North Carolina	L 71-91	21750
02/15/2023	Florida St.	W 94-54	6458
02/18/2023	at Louisville	L 73-83	15157
02/22/2023	Syracuse	W 91-73	7149
02/25/2023	at NC State	W 96-71	19500
02/28/2023	at Virginia	L 57-64	14351
03/04/2023	Notre Dame	W 87-64	9000
03/09/2023	vs NC State	W 80-54	17722
03/10/2023	vs Virginia	L 56-76	15316
03/15/2023	Morehead St.	L 64-68	2697



# 2022-23 ACC STATS



## 2022-23 Clemson Men's Basketball Combined Team Statistics In Conference games

Page 1/1  
as of Jul 10, 2023

### Game Records

Record	Overall	Home	Away	Neutral
ALL GAMES	14-6	9-1	5-5	0-0
CONFERENCE	14-6	9-1	5-5	0-0
NON-CONFERENCE	0-0	0-0	0-0	0-0

### Score by Periods

Team	1st	2nd	OT	TOT
Clemson	709	802	0	1511
Opponents	645	724	0	1369

### Team Box Score

No.	Player				Total		3-Point		F-Throw		Rebounds								PTS	AVG		
		GP-GS	MIN	AVG	FG-FGA	FG%	3FG-3FGA	3FG%	FT-FTA	FT%	OFF	DEF	TOT	AVG	PF	DQ	A	TO			BLK	STL
24	HALL, PJ	20-20	537:34	26.9	135-250	.540	22-57	.386	60-72	.833	33	99	132	6.6	49	0	22	35	21	10	352	17.6
5	TYSON, Hunter	20-20	707:32	35.4	107-212	.505	54-131	.412	59-70	.843	18	180	198	9.9	36	0	24	21	1	15	327	16.4
1	HUNTER, Chase	17-17	547:13	32.2	73-193	.378	20-75	.267	59-68	.868	4	58	62	3.6	39	0	72	38	5	10	225	13.2
11	GALLOWAY, Brevin	18-18	543:21	30.2	73-164	.445	33-92	.359	41-44	.932	2	35	37	2.1	40	0	43	33	3	14	220	12.2
4	SCHIEFFELIN, Ian	20-18	404:49	20.2	37-75	.493	3-14	.214	16-23	.696	23	57	80	4.0	42	1	41	26	6	7	93	4.7
12	HEMENWAY, Alex	9-1	123:43	13.7	11-26	.423	10-22	.455	0-0	.000	0	6	6	0.7	6	0	5	5	1	4	32	3.6
10	MIDDLEBROOKS, Ben	20-0	219:37	11.0	21-43	.488	0-3	.000	25-29	.862	25	30	55	2.8	43	1	8	9	7	11	67	3.4
22	GODFREY, RJ	20-1	210:15	10.5	25-43	.581	3-7	.429	11-16	.688	15	34	49	2.5	36	1	6	17	14	5	64	3.2
21	WIGGINS, Chauncey	18-0	174:52	9.7	18-38	.474	11-23	.478	2-3	.667	2	16	18	1.0	10	0	8	2	2	3	49	2.7
0	BEADLE, Josh	20-2	264:53	13.2	19-44	.432	3-15	.200	5-7	.714	1	18	19	1.0	36	1	17	18	4	5	46	2.3
2	HUNTER, Dillon	20-3	249:20	12.5	10-34	.294	1-15	.067	8-12	.667	1	21	22	1.1	24	0	24	16	0	9	29	1.5
20	KELLY, Matt	3-0	04:06	1.4	2-2	1.000	0-0	.000	0-0	.000	0	0	0	0.0	0	0	0	0	0	1	4	1.3
32	NAUSEEF, Daniel	4-0	04:48	1.2	1-1	1.000	0-0	.000	0-0	.000	0	3	3	0.8	1	0	1	1	0	1	2	0.5
15	NAUSEEF, Jack	3-0	03:08	1.0	0-1	.000	0-1	.000	1-2	.500	0	0	0	0.0	0	0	1	0	0	0	1	0.3
14	FOSTER, Devin	4-0	04:48	1.2	0-1	.000	0-1	.000	0-2	.000	0	0	0	0.0	0	0	0	1	0	0	0	0.0
Team											13	21	34					5				
<b>Total</b>		<b>20</b>	<b>4000</b>		<b>532-1127</b>	<b>.472</b>	<b>160-456</b>	<b>.351</b>	<b>287-348</b>	<b>.825</b>	<b>137</b>	<b>578</b>	<b>715</b>	<b>35.8</b>	<b>362</b>	<b>4</b>	<b>272</b>	<b>227</b>	<b>64</b>	<b>95</b>	<b>1511</b>	<b>75.6</b>
<b>Opponents</b>		<b>20</b>	<b>4000</b>		<b>473-1178</b>	<b>.402</b>	<b>157-475</b>	<b>.331</b>	<b>266-367</b>	<b>.725</b>	<b>181</b>	<b>480</b>	<b>661</b>	<b>33.1</b>	<b>332</b>	<b>5</b>	<b>233</b>	<b>213</b>	<b>53</b>	<b>117</b>	<b>1369</b>	<b>68.5</b>

### Team Statistics

	CU	OPP
<b>Scoring</b>	<b>1511</b>	<b>1369</b>
Points per game	75.6	68.5
Scoring margin	+7.1	-
<b>Field goals-att</b>	<b>532-1127</b>	<b>473-1178</b>
Field goal pct	.472	.402
<b>3 point fg-att</b>	<b>160-456</b>	<b>157-475</b>
3-point FG pct	.351	.331
3-pt FG made per game	8.0	7.9
<b>Free throws-att</b>	<b>287-348</b>	<b>266-367</b>
Free throw pct	.825	.725
F-Throws made per game	14.4	13.3
<b>Rebounds</b>	<b>715</b>	<b>661</b>
Rebounds per game	35.8	33.1
Rebounding margin	+2.7	-
<b>Assists</b>	<b>272</b>	<b>233</b>
Assists per game	13.6	11.7
<b>Turnovers</b>	<b>227</b>	<b>213</b>
Turnovers per game	11.4	10.7
Turnover margin	-0.7	-
Assist/turnover ratio	1.2	1.1
<b>Steals</b>	<b>95</b>	<b>117</b>
Steals per game	4.8	5.9
<b>Blocks</b>	<b>64</b>	<b>53</b>
Blocks per game	3.2	2.7
<b>Winning streak</b>	<b>1</b>	<b>-</b>
Home win streak	3	-
<b>Attendance</b>	<b>76887</b>	<b>114764</b>
Home games-Avg/Game	10-7689	10-11476
Neutral site-Avg/Game	-	0-0

### Team Results

Date	Opponent		Score	Att.
12/02/2022	Wake Forest	W	77-57	6599
12/21/2022	at Georgia Tech	W	79-66	4763
12/30/2022	NC State	W	78-64	5969
01/04/2023	at Virginia Tech	W	68-65	7539
01/07/2023	at Pittsburgh	W	75-74	10403
01/11/2023	Louisville	W	83-70	7789
01/14/2023	Duke	W	72-64	9000
01/17/2023	at Wake Forest	L	77-87	8047
01/21/2023	Virginia Tech	W	51-50	9000
01/24/2023	Georgia Tech	W	72-51	6923
01/28/2023	at Florida St.	W	82-81	7956
01/31/2023	at Boston College	L	54-62	5298
02/04/2023	Miami (FL)	L	74-78	9000
02/11/2023	at North Carolina	L	71-91	21750
02/15/2023	Florida St.	W	94-54	6458
02/18/2023	at Louisville	L	73-83	15157
02/22/2023	Syracuse	W	91-73	7149
02/25/2023	at NC State	W	96-71	19500
02/28/2023	at Virginia	L	57-64	14351
03/04/2023	Notre Dame	W	87-64	9000