



LAST UPDATED: JUNE 2023



Table of Contents, Quick Facts

TABLE OF CONTENTS

The 2022-23 Falcons.....	3
Stroh Center.....	4
Bowling Green State University.....	5
Falcons In The NBA	6
MAC Championship Teams	12
Falcons in the MAC Tournament	15
Falcons in the NCAA Tournament.....	16
National Postseason Play	17
1,000-Point Scorers	18
Most Points In A Game	29
Individual Records	30
Team Records	31
Season & Career Records	32
Team MVPs.....	35
Yearly Leaders	36
Falcon All-Americans.....	38
Awards & Honors	39
Falcons in the BGSU Hall of Fame	41
All-Anderson Team.....	42
All-Time Head Coaches	43
Year-By-Year Records	46
Opponent-By-Opponent Results	64
All-Time Letterwinners	93
BGSU Administration	96
Bill Frack.....	97

UNIVERSITY INFORMATION

School __ Bowling Green State University
 Location __ Bowling Green, Ohio 43403
 Founded _____ 1910
 Enrollment _____ 18,792
 Names to Use __ Bowling Green State University
 _____ BGSU
 _____ Bowling Green
 _____ BG
 Mascot _____ Falcons
 Colors _____ Orange and Brown
 Conference __ Mid-American (MAC)
 Arena _____ Stroh Center (4,347)
 President _____ Dr. Rodney K. Rogers
 Director of Athletics _ Derek van der Merwe
 Athletics Dept. Phone 419-372-2401

HEAD COACH TODD SIMON

Alma Mater _ Central Michigan, 2003
 Record at BGSU _____ 0-0 (1st Season)
 Career Record __ 127-104 (9th Season)
 MAC Record _____ 0-0 (1st season)
 Basketball Office Phone __ 419-372-8311

PROGRAM HISTORY

First Year of Men's Basketball _ 1915-16
 All-Time Varsity Record _____ 1447-1245
 All-Time MAC Record _____ 555-534
 MAC Regular Season Titles _____ 9 (2009)
 MAC Tournament Record _____ 24-38
 NCAA Tournament Appearances (Last) _ 4 (1968)
 NCAA Tournament Record _____ 1-5
 Postseason NIT Appearances / (Last) __ 14 (2009)
 Postseason NIT Record _____ 6-14
 Postseason CIT Appearances / (Last) __ 2 (2015)
 Postseason CIT Record _____ 1-2

STRATEGIC COMMUNICATIONS

Assistant Director/MBB Contact __
 _____ Kyle Edmond
 Office Phone _____ 419-372-4027
 Cell Phone _____ 419-618-3485
 Email _____ kedmond@bgsu.edu
 Twitter _____ @kyleedmond7
 Address __ 249 Perry Stadium East
 __ Bowling Green, Ohio 43403-0030
 University Website _____ bgsu.edu
 Athletics Website BGSUFalcons.com
 Twitter / Instagram _____ @BGSUMBB

The 2022-23 Falcons



2022-23 SCHEDULE

OVERALL: 11-20 **MAC:** 5-13
HOME: 7-9 **MAC HOME:** 3-6
AWAY: 4-11 **MAC AWAY:** 2-7
NEUTRAL: 0-0 **STREAK:** L1

11/7	AIR FORCE	W,62-58
11/11	at Oakland	W,87-82
11/15	at Wright State	L,80-71
11/19	at St. Bonaventure [^]	L,81-68
11/22	at Notre Dame [^]	L,82-66
11/26	SOUTHERN INDIANA [^]	L,69-57
11/29	QUEENS	L,72-66
12/3	MORGAN STATE	W,86-76
12/11	at Hampton	W,86-72
12/14	at Norfolk State	L,81-75
12/17	UT MARTIN	L,75-67
12/19	FAIRMONT STATE	W,93-74
12/29	OHIO DOMINICAN	W,102-65
1/3	at Eastern Michigan*	W,91-65
1/7	OHIO*	W,88-79
1/10	AKRON*	L,74-70
1/14	at Western Michigan*	L,108-92
1/17	at Buffalo*	L,100-71
1/21	MIAMI (OH)*	W,83-73
1/24	at Central Michigan*	W,83-61
1/28	at Toledo*	L,91-77
1/31	BALL STATE*	L,69-60
2/4	NORTHERN ILLINOIS*	L,86-78
2/7	at Kent State*	L,87-64
2/11	at Ball State*	L,93-72
2/14	CENTRAL MICHIGAN*	L,77-74
2/18	TOLEDO*	L,91-86
2/21	at Miami (OH)*	L,74-65
2/25	KENT STATE*	L,79-69
2/28	EASTERN MICHIGAN*	W,88-68
3/3	at Ohio*	L,92-58

* Mid-American Conference Game

[^] Gotham Classic

- HOME GAMES are at the Stroh Center.

- All games and tip times are subject to change.

- Check BGSUFalcons.com for all schedule updates.



NUMERICAL ROSTER

#	NAME	POS.	HT	WT	CL.	HOMETOWN
0	Ubongabasi Etim	F	6-9	210	R-FR	Richmond, Calif.
1	Brenton Mills	G	6-3	185	SR	Allen, Texas
2	Leon Ayers III	G	6-5	185	SR	Troy, Mich.
3	Kaden Metheny	G	5-11	180	SO	Morgantown, W.Va.
4	Willie Lightfoot	G	6-0	170	FR	Niagara Falls, N.Y.
5	Rashaun Agee	F	6-8	225	JR	Chicago, Ill.
10	Anthony McComb III	G	6-3	180	FR	Dayton, Ohio
11	Jamai Felt	F	6-9	210	FR	Boston, Mass.
12	Isaac Elsasser	G	6-4	195	SR	Bowling Green, Ohio
13	Chandler Turner	G/F	6-7	210	SR	Detroit, Mich.
14	Sam Towns	F	6-9	200	JR	Columbus, Ohio
15	Samari Curtis	G	6-4	190	SR	Xenia, Ohio
21	Madani Diarra	F	6-11	260	SR	Bamako, Mali
32	Gabe O'Neal	F	6-7	240	SR	Cincinnati, Ohio
33	Jackson Watson	G	6-1	180	SO	Libertyville, Ill.

COACHING STAFF

NAME	TITLE
Michael Huger (8th)	Head Men's Basketball Coach
Kevin Noon (8th)	Associate Head Men's Basketball Coach
Brandon Watkins (3rd)	Assistant Men's Basketball Coach
Steve Wright (3rd)	Assistant Men's Basketball Coach
Parker Settle (7th)	Director of Men's Basketball Operations
Nick Korta (2nd)	Director of Men's Basketball Player Personnel
Dillon MacRitchie (1st)	Men's Basketball Graduate Assistant
Alexis Lytle (1st)	Men's Basketball Graduate Assistant



Stroh Center

The Falcons basketball program moved into the Stroh Center for the 2011-12 season with the building opening in the summer of 2011, the third home of BGSU Men's Basketball in program history.

The \$36 million venue was made possible by private donations totaling over \$14 million, including an \$8 million donation from Kermit and Mary Lu Stroh of Wapakoneta, Ohio - the largest single private gift in BGSU history.



In addition to the state-of-the-art facility, the Stroh Center entrance features one of the largest Falcon statues in the world. The statue was made possible by philanthropist Irwin Belk who donated \$100,000 to cast and build the bronze Falcon.

The Stroh Center has been home to much more than just Bowling Green State University athletics. The facility has been the site of numerous concerts and has been used for commencements, convocations, orientation and other student activities.

The Stroh Center has provided a venue to various concerts, including Florida Georgia Line, Switchfoot and B.O.B. Others to visit the Stroh include Jim Gaffigan and President Barack Obama.

Apart from BGSU sporting events, the facility has hosted the Ohio High School Athletic Association sectional and district boys and girls basketball games, as well as volleyball and wrestling in the building's history.

THE FALCONS IN THE STROH CENTER

SEASON	W	L	PCT.
2011-12	12	4	.750
2012-13	11	5	.688
2013-14	7	8	.467
2014-15	11	6	.647
2015-16	7	8	.467
2016-17	10	7	.588
2017-18	9	6	.600
2018-19	14	2	.875
2019-20	13	2	.867
2020-21	4	7	.363
2021-22	9	7	.563
2022-23	7	9	.438
OVERALL	114	71	.616



FREDDIE & FRIEDA FALCON

Freddie and Frieda Falcon are the official mascots of the Bowling Green Falcons. Together with the BGSU cheerleaders, Freddie and Frieda boost spirit at intercollegiate athletic events. The Freddie Falcon tradition began in 1950 while Frieda Falcon was added for the 1979-80 athletic year.

WHY THE FALCONS?

Before 1927, BG teams were called the Normals or Teachers. Ivan Lake '23 suggested the nickname after reading an article on falconry. Lake, Managing Editor and Sports Editor of the Sentinel Tribune in Bowling Green at the time, proposed the name change because it fit headline space and because falcons were "the most powerful bird for their size and often attacked birds two or three times their size."

WHY ORANGE & BROWN?

Orange and brown have been the school colors at Bowling Green State University since 1914, the first year of classes. Legend has it that Leon Winslow, an industrial arts faculty member, got the idea from seeing a woman's hat on a bus to nearby Toledo, Ohio. He liked the brown and orange color combination. So, too, did former Cleveland Browns head coach Paul Brown. Following a trip to BGSU in the 1940s, Brown used the colors for his All-America Football Conference team, which joined the NFL in 1950.

AY ZIGGY ZOOMA

Ay Ziggy Zoomba Zoomba Zoomba
Ay Ziggy Zoomba Zoomba Ze
Ay Ziggy Zoomba Zoomba Zoomba
Ay Ziggy Zoomba Zoomba Zi
Roll Along you BG warriors
Roll Along and fight for BGSU

ALMA MATER

Alma Mater hear us,
As we praise thy name
Make us worthy sons and daughters
Adding to thy fame.

Time will treat you kindly
Years from now you'll be
Ever dearer in our hearts,
Our University.

From your halls of ivy
To the campus scene,
Chimes ring out with gladness
From our dear Bowling Green.

When all is just a mem'ry
Of the by-gone days,
Hear our hymn dear Alma Mater
As thy name we praise.

FIGHT SONG

Forward Falcons, Forward Falcons
Fight for victory,
Show your spirit, make them fear it
Fight for 'ol Bee Gee.

Forward Falcons, Forward Falcons
Make the contest keen,
Hold up the fame of our mighty name
And win for Bowling Green!



FALCONS IN THE NBA ROSTER

Mac Otten	1949-50
Leo Kubiak	1949-50
Johnny Payak.....	1949-53
Don Otten	1949-53
Chuch Share	1951-60
Al Bianchi.....	1957-66
Jimmy Darrow	1961-62
Nate Thurmond	1963-77
Howard Komives	1965-74
Cliff Williams	1968-69
Walt Piatkowski	1969-72
Al Hairston	1969-70
Cornelius Cash.....	1976-77
Antonio Daniels.....	1997-2011
Keith McLeod.....	2003-07
Richaun Holmes	2015-Pres.



MAC OTTEN 1949-50

- Drafted in the 3rd round of the 1949 BAA Draft by the Indianapolis Olympians
- Split time during the 1949-50 season between the Tri-Cities Blackhawks and St. Louis Bombers



	TEAM	G	FG	FGA	FG%	FT	FTA	FT%	AST	PTS
1949-50	Tri-Cities Blackhawks	12	12	34	.353	15	22	.682	11	39
1949-50	St. Louis Bombers	47	39	121	.322	25	59	.424	25	103
TOTALS	1 Season	59	51	155	.329	40	81	.494	36	142

LEO KUBIAK 1949-50

- Drafted in the 4th round of the 1948 BAA Draft by the Rochester Royals
- Spent the 1949-50 season with the Waterloo Hawks



	TEAM	G	FG	FGA	FG%	FT	FTA	FT%	AST	PTS
1949-50	Waterloo Hawks	62	259	794	.326	192	236	.814	201	710
TOTALS	1 Season	62	259	794	.326	192	236	.814	201	710

JOHNNY PAYAK 1949-53

- Split time during the 1949-50 season between the Philadelphia Warriors and Waterloo Hawks.
- Returned to the NBA in 1952-53 with the Milwaukee Hawks after playing two seasons in the NPBL.



	TEAM	G	FG	FGA	FG%	FT	FTA	FT%	AST	PTS
1949-50	Philadelphia Warriors	17	12	32	.375	13	21	.619	8	37
1949-50	Waterloo Hawks	35	86	299	.288	108	152	.711	78	280
1952-53	Milwaukee Hawks	68	128	373	.343	180	248	.726	140	436
TOTALS	2 Seasons	120	226	704	.321	301	421	.715	226	753

DON OTTEN 1949-53

- Played for five teams across four seasons in the NBA



	TEAM	G	FG	FGA	FG%	FT	FTA	FT%	AST	PTS
1949-50	Tri-Cities Blackhawks	46	165	451	.366	226	315	.717	73	556
1949-50	Washington Capitols	18	77	197	.391	115	148	.777	18	269
1950-51	Washington Capitols	16	37	127	.291	74	93	.796	22	148
1950-51	Baltimore Bullets	2	3	15	.200	5	9	.556	3	11
1950-51	Fort Wayne Pistons	49	122	337	.362	167	206	.811	37	411
1951-52	Fort Wayne Pistons	7	5	20	.250	14	16	.875	5	24
1951-52	Milwaukee Hawks	57	217	616	.352	309	402	.769	118	743
1952-53	Milwaukee Hawks	24	34	87	.391	64	91	.703	21	132
TOTALS	4 Seasons	219	660	1850	.357	974	1280	.761	297	2294



Falcons In The NBA

CHUCK SHARE 1951-60

- Selected as the first ever NBA Draft pick, going first overall in the 1950 NBA Draft to the Boston Celtics
- Didn't miss a game across three seasons (1956-59), including winning the 1958 NBA Title



	TEAM	G	FG	FGA	FG%	FT	FTA	FT%	REB	AST	PTS
1951-52	Fort Wayne Pistons	63	76	236	.322	96	155	.619	331	66	248
1952-53	Fort Wayne Pistons	67	91	254	.358	172	234	.735	373	74	354
1953-54	Fort Wayne Pistons	21	9	35	.257	18	30	.600	62	10	36
1953-54	Milwaukee Hawks	47	179	458	.391	170	245	.694	493	70	528
1954-55	Milwaukee Hawks	69	235	577	.407	351	492	.713	684	84	821
1955-56	St. Louis Hawks	72	315	733	.430	346	498	.695	774	131	976
1956-57	St. Louis Hawks	72	235	535	.439	269	393	.684	642	79	739
1957-58	St. Louis Hawks	72	216	545	.396	190	293	.648	749	130	622
1958-59	St. Louis Hawks	72	147	381	.386	139	184	.755	657	103	433
1959-60	St. Louis Hawks	Stats Not Available									
1959-60	Minneapolis Lakers	Stats Not Available									
TOTALS	9 Seasons	596	1562	3905	.400	1804	2604	.693	4986	809	4928

AL BIANCHI 1957-66

- Taken in the second round of the 1954 NBA Draft by the Minneapolis Lakers
- Played all 10 of his NBA seasons with the same organization, moving from Syracuse to Philadelphia
- Played two seasons with Wilt Chamberlain on the Philadelphia 76ers



	TEAM	G	FG	FGA	FG%	FT	FTA	FT%	REB	AST	PTS
1956-57	Syracuse Nationals	68	199	567	.351	165	239	.690	227	106	563
1957-58	Syracuse Nationals	69	215	625	.344	140	205	.683	221	114	570
1958-59	Syracuse Nationals	72	285	756	.377	149	206	.723	199	159	719
1959-60	Syracuse Nationals	69	211	576	.366	109	155	.703	179	169	531
1960-61	Syracuse Nationals	52	118	342	.345	60	87	.690	105	93	296
1961-62	Syracuse Nationals	80	336	847	.397	154	221	.697	281	263	826
1962-63	Syracuse Nationals	61	202	476	.424	120	164	.732	134	170	524
1963-64	Philadelphia 76ers	78	257	684	.376	109	141	.773	147	149	623
1964-65	Philadelphia 76ers	60	175	486	.360	54	76	.711	95	140	404
1965-66	Philadelphia 76ers	78	214	560	.382	66	98	.673	134	134	494
TOTALS	10 Seasons	687	2212	5919	.374	1126	1592	.707	1722	1497	5550

JIMMY DARROW 1961-62

- Taken in the fifth round of the 1960 NBA Draft by the St. Louis Hawks



	TEAM	G	FG	FGA	FG%	FT	FTA	FT%	REB	AST	PTS
1961-62	St. Louis Hawks	5	3	15	.200	6	7	.857	7	6	12
TOTALS	1 Season	5	3	15	.200	6	7	.857	7	6	12

Falcons In The NBA



NATE THURMOND 1963-77

- Taken with the third overall pick in the 1963 NBA Draft by the San Francisco Warriors
- Member of the Hall of Fame, NBA 75th Anniversary Team
- 7x All-Star, 5x All-Defensive



	TEAM	G	FG	FGA	FG%	FT	FTA	FT%	REB	AST	STL	BLK	PTS
1963-64	San Francisco Warriors	76	219	554	.395	95	173	.549	790	86			533
1964-65	San Francisco Warriors	77	519	1240	.419	235	357	.658	1395	157			1273
1965-66	San Francisco Warriors	73	454	1119	.406	280	428	.654	1312	111			1188
1966-67	San Francisco Warriors	65	467	1068	.437	280	445	.629	1382	166			1214
1967-68	San Francisco Warriors	51	382	929	.411	282	438	.644	1121	215			1046
1968-69	San Francisco Warriors	71	571	1394	.410	382	621	.615	1402	253			1524
1969-70	San Francisco Warriors	43	341	824	.414	261	346	.754	762	150			943
1970-71	San Francisco Warriors	82	623	1401	.445	395	541	.730	1128	257			1641
1971-72	Golden State Warriors	78	628	1454	.432	417	561	.743	1252	230			1673
1972-73	Golden State Warriors	79	517	1159	.446	315	439	.718	1349	280			1349
1973-74	Golden State Warriors	62	308	694	.444	191	287	.666	878	1654	41	179	807
1974-75	Chicago Bulls	80	250	686	.364	132	224	.589	904	328	46	195	632
1975-76	Chicago Bulls	13	20	45	.444	8	18	.444	71	26	4	12	48
1975-76	Cleveland Cavaliers	65	122	292	.418	54	105	.514	344	68	18	86	298
1976-77	Cleveland Cavaliers	49	100	246	.407	68	106	.642	374	83	16	81	268
TOTALS	14 Seasons	964	5521	13105	.421	3395	5089	.667	14464	2575	125	553	14437

HOWARD KOMIVES 1965-74

- Taken in the second round of the 1964 NBA Draft by the New York Knicks
- Member of the 1964-65 All-Rookie Team
- Tied for the NBA lead in games played three times (64-65, 65-66, 69-70)



	TEAM	G	FG	FGA	FG%	FT	FTA	FT%	REB	AST	STL	BLK	PTS
1964-65	New York Knicks	80	381	1020	.374	212	254	.835	195	165			974
1965-66	New York Knicks	80	436	1116	.391	241	280	.861	281	425			1113
1966-67	New York Knicks	65	402	995	.404	217	253	.858	183	401			1021
1967-68	New York Knicks	78	233	631	.369	132	161	.820	168	246			598
1968-69	New York Knicks	32	107	309	.346	73	86	.849	95	137			287
1968-69	Detroit Pistons	53	272	665	.409	138	178	.775	294	266			682
1969-70	Detroit Pistons	82	363	878	.413	190	234	.812	193	312			916
1970-71	Detroit Pistons	82	275	715	.385	121	151	.801	152	262			671
1971-72	Detroit Pistons	79	262	702	.373	164	203	.808	172	291			688
1972-73	Buffalo Braves	67	163	429	.380	85	98	.867	118	239			411
1973-74	Kansas City-Omaha Kings	44	78	192	.406	33	38	.868	43	97	32	3	189
TOTALS	10 Seasons	742	2972	7652	.388	1606	1936	.830	1804	2941	32	3	7550

CLIFF WILLIAMS 1968-69

- Debuted with the Detroit Pistons on October 18, 1968



	TEAM	G	FG	FGA	FG%	FT	FTA	FT%	REB	AST	STL	BLK	PTS
1968-69	Detroit Pistons	3	2	9	.222	0	0	n/a	3	2			4
TOTALS	1 Season	3	2	9	.222	0	0	n/a	3	2			4



Falcons In The NBA

WALT PIATKOWSKI 1969-72

- Taken in the eighth round of the 1968 NBA Draft by the San Francisco Warriors
- Opted to play in the ABA, debuting on Oct. 29, 1968
- Named to the 1968-69 All-Rookie Team



FLORIDIANS

	TEAM	G	FG	FGA	FG%	FT	FTA	FT%	REB	AST	STL	BLK	PTS
1968-69	Denver Rockets (ABA)	77	399	956	.417	117	151	.775	363	46			942
1969-70	Denver Rockets (ABA)	74	215	535	.402	76	99	.768	252	41			517
1971-72	The Floridians (ABA)	6	3	16	.188	0	0	n/a	2	2			6
TOTALS	3 Seasons	157	617	1507	.409	193	250	.772	617	89			1465

AL HAIRSTON 1969-70

- Taken in the fifth round of the 1968 NBA Draft by the Seattle SuperSonics
- Played two seasons in Seattle



	TEAM	G	FG	FGA	FG%	FT	FTA	FT%	REB	AST	STL	BLK	PTS
1968-69	Seattle SuperSonics	39	38	114	.333	8	14	.571	36	38			84
1969-70	Seattle SuperSonics	3	3	8	.375	1	1	1.000	5	6			7
TOTALS	2 Seasons	42	41	122	.336	9	15	.600	41	44			91

CORNELIUS CASH 1976-77

- Taken in the second round of the 1975 NBA Draft, 24th overall, by the Milwaukee Bucks
- Made NBA debut on Oct. 22, 1976 with the Detroit Pistons



	TEAM	G	FG	FGA	FG%	FT	FTA	FT%	REB	AST	STL	BLK	PTS
1976-77	Detroit Pistons	6	9	23	.391	3	6	.500	16	1	2	1	21
TOTALS	1 Season	6	9	23	.391	3	6	.500	16	1	2	1	21

ANTONIO DANIELS 1997-2011

- Taken in the first round, fourth overall, of the 1997 NBA Draft by the Vancouver Grizzlies
- Won the 1999 NBA Finals with the San Antonio Spurs
- Played the second-most NBA games by a Falcon behind only Nate Thurmond



	TEAM	G	FG	FGA	FG%	3PM	3PA	3P%	FT	FTA	FT%	REB	AST	STL	BLK	PTS
1997-98	Vancouver Grizzlies	74	228	548	.416	11	52	.212	112	170	.659	143	334	55	10	579
1998-99	San Antonio Spurs	47	83	183	.454	5	17	.294	49	65	.754	54	106	30	6	220
1999-00	San Antonio Spurs	68	163	344	.474	22	66	.333	72	101	.713	86	177	55	5	420
2000-01	San Antonio Spurs	79	275	588	.468	74	183	.404	121	156	.776	163	304	61	14	745
2001-02	San Antonio Spurs	82	269	612	.440	57	196	.291	158	210	.752	176	228	48	12	753
2002-03	Portland Trail Blazers	67	84	186	.452	18	59	.305	65	76	.855	72	85	33	9	251
2003-04	Seattle SuperSonics	71	187	398	.470	42	116	.362	155	184	.842	142	298	45	6	571
2004-05	Seattle SuperSonics	75	273	623	.438	49	165	.297	248	304	.816	169	309	51	3	843
2005-06	Washington Wizards	80	230	550	.418	23	101	.228	284	336	.845	172	284	52	8	767
2006-07	Washington Wizards	80	172	389	.442	19	63	.302	208	250	.832	151	290	39	9	571
2007-08	Washington Wizards	71	205	447	.459	17	74	.230	170	219	.776	203	340	69	2	597
2008-09	Washington Wizards	13	18	45	.400	5	11	.455	25	33	.758	22	47	7	0	66
2008-09	New Orleans Hornets	61	81	191	.424	17	49	.347	55	67	.821	55	130	19	1	234
2010-11	Philadelphia 76ers	4	2	5	.400	0	2	.000	2	2	1.000	5	2	0	0	6
TOTALS	13 Seasons	872	2270	5109	.444	359	1154	.311	1724	2173	.793	1613	2934	564	85	6623



KEITH McLEOD 2003-07

- Made his NBA debut on Oct. 29, 2003
- Started 79 games for the Utah Jazz across two seasons




	TEAM	G	FG	FGA	FG%	3PM	3PA	3P%	FT	FTA	FT%	REB	AST	STL	BLK	PTS
2003-04	Minnesota Timberwolves	33	27	82	.329	1	10	.100	33	43	.767	34	59	16	1	88
2004-05	Utah Jazz	53	143	408	.350	18	72	.250	112	146	.767	113	236	63	12	416
2005-06	Utah Jazz	66	120	340	.353	24	82	.293	106	133	.797	78	151	42	9	370
2006-07	Golden State Warriors	26	41	105	.390	9	23	.391	47	53	.887	21	45	17	3	138
2006-07	Indiana Pacers	22	32	83	.386	7	22	.318	22	25	.880	22	45	7	2	93
TOTALS	4 Seasons	200	363	1018	.357	59	209	.282	320	400	.800	268	536	145	27	1105

RICHAUN HOLMES 2015-PRES.


- Taken in the second round of the 2015 NBA Draft by the Philadelphia 76ers
- Spent time in the G-League, playing six games for the Delaware 87ers



	TEAM	G	FG	FGA	FG%	3PM	3PA	3P%	FT	FTA	FT%	REB	AST	STL	BLK	PTS
2015-16	Philadelphia 76ers	51	114	222	.514	8	44	.182	51	74	.689	135	33	19	40	287
2016-17	Philadelphia 76ers	57	230	412	.558	27	77	.351	72	103	.699	311	58	42	55	559
2017-18	Philadelphia 76ers	48	135	241	.560	4	31	.129	37	56	.661	211	61	20	29	311
2018-19	Phoenix Suns	70	222	365	.608	0	0	---	128	175	.731	331	60	42	79	572
2019-20	Sacramento Kings	44	223	344	.648	0	0	---	93	118	.788	358	42	41	56	539
2020-21	Sacramento Kings	61	366	575	.637	2	11	.182	135	170	.794	504	101	39	96	869
2021-22	Sacramento Kings	45	198	300	.660	2	5	.400	70	90	.778	317	48	17	41	468
2022-23	Sacramento Kings	42	55	89	.618	5	8	.625	15	19	.789	80	9	3	11	50
TOTALS	8 Seasons	418	1543	2548	.606	48	176	.273	601	805	.747	2247	412	223	407	3735




LEFT:
Nate Thurmond (L) backs down Kareem Abdul-Jabbar.



RIGHT:
Antonio Daniels dribbles up the court for the San Antonio Spurs



MAC Championship Teams




1958-59

Front Row (L to R): Jim Darrow, Charles McCampbell, Ron Parsons, Jim Routsoun, Rex Leach, Jim McDonald, Frank Wade

Back Row (L to R): Head Coach Harold Anderson, Dick Abele, George Burmeister, Ed Harling, Ben Williams, Dick Kuzma, Assistant Coach Dale Herbert

Not pictured: Assistant Coach Warren Scholler




1962-63

Front Row (L to R): Huston Chapman, Clyde Patterson, Elijah Chatman, Mel Gilbert, Nate Thurmond, Tom Baker, Wavey Junior, Bob Carbaugh, Roy Wilhelm

Back Row (L to R): Head Coach Harold Anderson, Bill Gast, Ted Norris, Dan Knepper, Bob Dwors, Mike Mattausch, Norm Limpert, Pat Haley, Lyle Pepin, Howard Komives, Bill Reynolds, Assistant Coach Warren Scholler

Not pictured: Assistant Coach Dale Herbert



1961-62

Front Row (L to R): Derry Curran, Elijah Chatman, Mel Gilbert, Huston Chapman, Nate Thurmond, Tom Baker, Bob Carbaugh, Pat Haley, Dan Knepper

Back Row (L to R): Head Coach Harold Anderson, Lester Gast, Bill Reynolds, Dennis Reed, Lyle Pepin, Wavey Junior, Howard Komives, Bob Dawson, Dave Wait, Ted Norris, Assistant Coach Warren Scholler

Not pictured: Assistant Coach Dale Herbert



1967-68

Front Row (L to R): Jack Kagy (manager), Mark Hoffman, Carl Assenmeimer, Al Dixon, Walt Piatkowski, John Heft, Joe Henderson, James Barry (manager)

Back Row (L to R): Head Coach Bill Fitch, Al Hairston, Richard Rudgers, Adrian Zuber, Wayne Kroll, Mark Hennessey, Sid Rodenheffer, John Compton, Dennis Cavanaugh, Bill Hanson (trainer), Assistant Coach Bob Conibear


Not pictured: Assistant Coach Jim Lessig

MAC Championship Teams



1980-81

Front Row (L to R): Bill Szabo, David Greer, Dan Shumaker, Joe Faine, Marcus Newbern, Guy Neal, Curtis Jewell, Larry Green
 Back Row (L to R): Russ DeMor, John Flowers, David Jenkins, Bill Faine, Emzer Shurelds, John Miller, Mike Miday, Paul Abendroth, Colin Irish, Tim Browne



1996-97

Front Row (L to R): Howard Chambers, Dave Esterkamp, Assistant Coach Bill Courtney, Assistant Coach Mike Gillian, Head Coach Jim Larranaga, Assistant Coach Keith Noftz, Brian Saks (manager), Phillip Murray, Dave Furlin
 Back Row (L to R): Tony Reid, Anthony Stacey, Javier Crespo, Dayon Ninkovic, Jake Holmes, Koen Rouwhorst, Kirk Cowan, Jay Larranaga, Antonio Daniels, DeMar Moore



1982-83

Front Row (L to R): Ken Waddell, Arnie Morris, Brian Miller, Al Thomas, David Greer, Keith Taylor, Ken Swint, Tim Browne
 Back Row (L to R): David Jenkins, Paul Abendroth, Joe Harrison, Avon Davey, Lamar Jackson, Bill Faine, Colin Irish, Bill Szabo




1999-2000

Front Row (L to R): Cory Ryan, Dubrey Black, Brandon Pardon, Trent Jackson, Dave Esterkamp, Anthony Stacey, Jeremy King, Keith McLeod, Graham Bunn
 Back Row (L to R): Kyle Rase, Assistant Coach Artie Pepelea, Assistant Coach Keith Noftz, Brent Klassen, Kevin Netter, Len Matela, Seth Doliboa, Kelly Hunt, Head Coach Dan Dakich, Assistant Coach Jamal Meeks, Student Assistant DeMar Moore.



MAC Championship Teams




2008-09

Front Row (L to R): Darion Goins, Dee Brown, Matt Karaffa, Scott Thomas, Erik Marschall, Darryl Clements, Nate Miller, Brian Moten, Ryan Sims, Adrion Graves, Joe Jakubowski, Chris Knight
 Back Row (L to R): Ashley Baker (student-athlete services), Assistant Coach Lamonta Stone, Assistant Coach Louis Twigg, Head Coach Louis Orr, A'uston Calhoun, Otis Polk, Marc Larson, Cameron Madlock, Assistant Coach George Jackson, Rick Court (strength and conditioning), Director of Operations Dave Clarke, Scott Ritchey (manager), Chad Young (athletic trainer)

MAC CHAMPIONSHIP YEARS

YEAR	MAC RECORD	OVERALL
2008-09	11-5	19-14
1999-2000	14-4	22-8
1996-97	13-5	22-10
1982-83	15-3	21-9
1980-81	10-6	15-12
1967-68	10-2	18-7
1962-63	9-3	19-8
1961-62	11-1	21-4
1958-59	9-3	18-8



Coach Harold Anderson and Nate Thurmond.

Falcons In The MAC Tournament



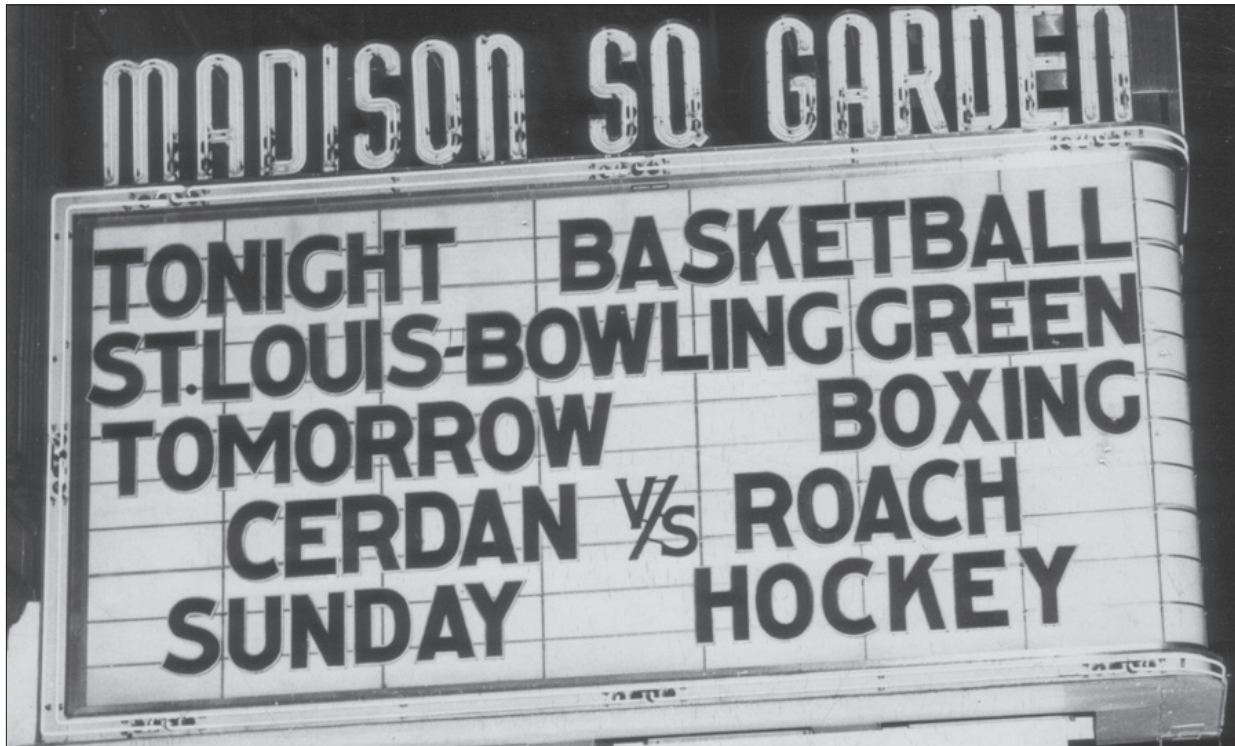
MAC TOURNAMENT BY OPPONENT

BGSU's league tourney record vs. each MAC school ...

Akron	2-2
Ball State	6-1
Buffalo	0-1
Central Michigan	1-3
Eastern Michigan	1-5
Kent State	2-5
Miami	1-8
Northern Illinois	3-3
Ohio	5-3
Toledo	1-4
Western Michigan	2-2
TOTAL	24-37

Year	Round	Opponent (Site)	Result
1980	QF	EASTERN MICHIGAN	W, 54-49
	SF	Northern Illinois (Ann Arbor, Mich.)	W, 78-63
	CG	Toledo (Ann Arbor, Mich.)	L, 70-85
1981	QF	NORTHERN ILLINOIS	L, 72-79
1982	QF	MIAMI	W, 81-78
	SF	Northern Illinois (Ann Arbor, Mich.)	L, 66-67
	CONS	Western Michigan (Ann Arbor, Mich.)	W, 86-83
1983	SF	BALL STATE	W, 79-69
	CG	OHIO	L, 56-59
1984	QF	Eastern Michigan (Rockford, Ill.)	L, 58-64
1987	QF	Ohio (Centennial Hall; Toledo, Ohio)	W, 52-51
	SF	Kent (Centennial Hall; Toledo, Ohio)	L, 59-66
1988	QF	at Ohio	L, 73-79
1989	QF	Kent State (Centennial Hall; Toledo, Ohio)	L, 56-65
1990	QF	Eastern Michigan (Cobo Arena; Detroit, Mich.)	L, 60-62
1991	QF	Ohio (Cobo Arena; Detroit, Mich.)	W, 66-58
	SF	Eastern Michigan (Cobo Arena; Detroit, Mich.)	L, 66-72 (OT)
1992	QF	Ohio (Cobo Arena; Detroit, Mich.)	W, 56-46
	SF	Miami (Cobo Arena; Detroit, Mich.)	L, 60-70
1993	QF	Miami (Battelle Hall; Columbus, Ohio)	L, 50-63
1994	QF	KENT STATE	W, 68-58
	SF	Miami (Battelle Hall; Columbus, Ohio)	L, 59-61
1995	QF	at Ball State	L, 58-72
1996	QF	at Miami	L, 53-81
1997	QF	TOLEDO	W, 94-69
	SF	Eastern Michigan (SeaGate Centre; Toledo, Ohio)	L, 64-73

Year	Round	Opponent (Site)	Result
1999	QF	at Akron	W, 80-74 (OT)
	SF	Miami (SeaGate Centre; Toledo, Ohio)	L, 56-60 (OT)
2000	QF	Miami (Gund Arena; Cleveland, Ohio)	L, 56-58 (OT)
2001	1st Rd.	WESTERN MICHIGAN	W, 74-68
	QF	Kent State (Gund Arena; Cleveland, Ohio)	L, 64-71
2002	QF	Akron (Gund Arena; Cleveland, Ohio)	W, 60-58
	SF	Ball State (Gund Arena; Cleveland, Ohio)	W, 69-57
	CG	Kent State (Gund Arena; Cleveland, Ohio)	L, 59-70
2003	1st Rd.	at Ball State	W, 90-81
	QF	Central Michigan (Gund Arena; Cleveland, Ohio)	L, 70-87
2004	1st Rd.	OHIO	W, 56-54
	QF	Kent State (Gund Arena; Cleveland, Ohio)	L, 66-79
2005	1st Rd.	BALL STATE	W, 75-73
	QF	Miami (Gund Arena; Cleveland, Ohio)	L, 65-85
2006	1st Rd.	at Toledo	L, 52-77
2007	1st Rd.	Ohio (Quicken Loans Arena; Cleveland, Ohio)	L, 59-69
2008	1st Rd.	Toledo (Quicken Loans Arena; Cleveland, Ohio)	L, 48-52
2009	QF	Ohio (Quicken Loans Arena; Cleveland, Ohio)	W, 74-61
	SF	Akron (Quicken Loans Arena; Cleveland, Ohio)	L, 55-63
2010	1st Rd.	at Western Michigan	L, 73-75
2011	1st Rd.	NORTHERN ILLINOIS	W, 74-54
	QF	Western Michigan (Quicken Loans Arena; Cleveland, Ohio)	L, 56-67
2012	1st Rd.	CENTRAL MICHIGAN	L, 53-54
2013	1st Rd.	MIAMI	L, 52-63
2014	1st Rd.	at Northern Illinois	L, 51-54 (OT)
2015	1st Rd.	BALL STATE	W, 88-75
	2nd Rd.	Eastern Michigan (Quicken Loans Arena, Cleveland, Ohio)	L, 67-73
2016	1st Rd.	at Kent State	W, 70-69
	QF	Central Michigan (Quicken Loans Arena, Cleveland, Ohio)	W, 62-59
	SF	Akron	L, 66-80
2017	1st Rd.	at Toledo	L, 62-77
2018	1st Rd.	at Central Michigan	L, 77-81 (OT)
2019	QF	Ball State (Quicken Loans Arena, Cleveland, Ohio)	W, 99-86
	SF	Northern Illinois (Quicken Loans Arena, Cleveland, Ohio)	W, 71-67
	CG	Buffalo (Quicken Loans Arena, Cleveland, Ohio)	L, 73-87
2020	QF	Toledo (Rocket Mortgage FieldHouse, Cleveland, Ohio)	Canceled (COVID-19)
2021	QF	Akron (Rocket Mortgage FieldHouse, Cleveland, Ohio)	L, 67-74



NCAA TOURNAMENT APPEARANCES



1959

Marquette 89, Bowling Green 71 (at Lexington, Ky.)

1962

Butler 56, Bowling Green 55 (at Lexington, Ky.)

1963

Bowling Green 77, Notre Dame 72 (at Evanston, Ill.)

Illinois 70, Bowling Green 57 (at East Lansing, Mich.)

Mississippi State 65, Bowling Green 60 (at East Lansing, Mich.) *

1968

Marquette 72, Bowling Green 71 (at Kent, Ohio)

* Regional consolation game



NATIONAL INVITATION TOURNAMENT (NIT)



1944

St. John's 44, Bowling Green 40 (at Madison Square Garden)

1945 (Second Place)

BG 60, Rensselaer Poly Tech 45 (at Madison Square Garden)
Bowling Green 57, St. John's 44 (at Madison Square Garden)
DePaul 71, Bowling Green 54 (at Madison Square Garden)

1946

Rhode Island 82, Bowling Green 79 (OT)
(at Madison Square Garden)

1948

St. Louis 69, Bowling Green 53 (at Madison Square Garden)

1949 (Third Place)

Bowling Green 77, St. John's 64 (at Madison Square Garden)
Bowling Green 80, St. Louis 74 (at Madison Square Garden)
San Francisco 49, Bowling Green 39 (at Madison Square Garden)
Bowling Green 82, Bradley 77 (at Madison Square Garden) *

1954

Bowling Green 88, Wichita State 84 (at Madison Square Garden)
W. Kentucky 95, Bowling Green 81 (at Madison Square Garden)

1980

(@ Minneapolis, Minnesota)
at Minnesota 64, Bowling Green 50

1983

at Michigan State 72, Bowling Green 71

1990

at Cincinnati 75, Bowling Green 60

1991

at Wisconsin 87, Bowling Green 79 (OT)

1997

at West Virginia 98, Bowling Green 95

2000

at Brigham Young 81, Bowling Green 54

2002

at Butler 81, Bowling Green 69

2009

at Creighton 73, Bowling Green 71

* Third-place consolation game

NATIONAL COMMISSIONER'S INVITATIONAL TOURNAMENT (NCIT)

1975

Bowling Green 67, Tennessee 58 (at Louisville, Ky.)
Drake 78, Bowling Green 65 (at Louisville, Ky.)

COLLEGE BASKETBALL INVITATIONAL (CBI)

2021

Stetson 53, Bowling Green 52 (1st Round|Daytona Beach, Fla.)



COLLEGEINSIDER.COM TOURNAMENT (CIT)

2012

at Oakland 86, Bowling Green 69

2015

Bowling Green 67, at St. Francis (Pa.) 64
Canisius 82, at Bowling Green 59




1,000-Point Scorers



1. JUSTIN TURNER - 2,077 POINTS

Year	G	FGM	FGA	PCT	FTM	FTA	PCT	TP	AVG
2016-17	4	5	12	.417	3	4	.750	15	3.8
2017-18	31	169	416	.406	104	128	.813	492	15.9
2018-19	34	229	489	.468	100	141	.709	619	18.2
2019-20	25	158	370	.427	114	134	.851	469	18.8
2020-21	25	164	399	.411	122	139	.879	482	19.3
Totals	119	725	1686	.430	443	546	.811	2077	17.5


- | | |
|---|--|
| 1. Justin Turner (2016-21).....2,077 POINTS | 29. Jeff Montgomery (1972-75)..... 1,238 POINTS |
| 2. Anthony Stacey (1995-2000)..... 1,938 POINTS | 30. Jordan Crawford (2009-13) 1,212 POINTS |
| 3. Keith McLeod (1998-2002).....1,895 POINTS | 31. Ron Hammye (1974-78) 1,208 POINTS |
| 4. Howard Komives (1961-64) 1,834 POINTS | 32. Joe Moore (1987-91) 1,168 POINTS |
| 5. Antonio Daniels (1993-97) 1,789 POINTS | 33. Rich Walker (1968-71) 1,167 POINTS |
| 6. James Darrow (1957-60) 1,740 POINTS | 34. Spencer Parker (2012-16) 1,160 POINTS |
| 7. Charles Share (1946-50) 1,730 POINTS | 35. Martin Samarco (2005-07)..... 1,151 POINTS |
| 8. Daeqwon Plowden (2017-22) 1,618 POINTS | 36. Tommy Harris (1975-77)..... 1,137 POINTS |
| 9. Walt Piatkowski (1965-68)..... 1,577 POINTS | 37. Josh Almanson (2000-05)..... 1,136 POINTS |
| 10. Colin Irish (1979-84) 1,567 POINTS | 38. Nate Miller (2006-09)..... 1,133 POINTS |
| 11. Len Matela (1998-2002) 1,527 POINTS | 39. Kevin Netter (2000-04) 1,114 POINTS |
| 12. David Jenkins (1980-84)..... 1,525 POINTS | 40. Richaun Holmes (2012-15)..... 1,089 POINTS |
| 13. Marcus Newbern (1978-82) 1,504 POINTS | 41. Dave Esterkamp (1996-2000)..... 1,080 POINTS |
| 14. James Gerber (1950-54)..... 1,495 POINTS | 42. Zack Denny (2013-17)..... 1,070 POINTS |
| 15. Al Bianchi (1951-54)..... 1,487 POINTS | 43. Dee Brown (2008-12) 1,065 POINTS |
| 16. Dylan Frye (2016-20) 1,458 POINTS | 44. Joe Gregory (1985-89) 1,061 POINTS |
| 17. Shane Kline-Ruminski (1991-95).... 1,427 POINTS | 45. Bill Faine (1980-84)..... 1,055 POINTS |
| 18. Joe Faine (1977-81)..... 1,409 POINTS | 46. Antwon Lillard (2015-19) 1,041 POINTS |
| 19. Anthony Robinson (1984-88) 1,401 POINTS | T47. Jim Connally (1968-71)..... 1,036 POINTS |
| 20. John Reimold (2002-05)..... 1,380 POINTS | T47. Stanley Weber (1946-50)..... 1,036 POINTS |
| 21. Nate Thurmond (1960-63)..... 1,356 POINTS | 49. Steve Martenet (1984-88)..... 1,000 POINTS |
| 22. A'uston Calhoun (2009-13) 1,337 POINTS | |
| 23. Demajeo Wiggins (2015-19) 1,316 POINTS | |
| 24. Don Otten (1942-46) 1,312 POINTS | |
| 25. Keith Taylor (1981-85) 1,283 POINTS | |
| 26. Scott Thomas (2008-12) 1,261 POINTS | |
| 27. Jay Larranaga (1993-97) 1,249 POINTS | |
| 28. Cornelius Cash (1972-75)..... 1,245 POINTS | |



2. ANTHONY STACEY - 1,938 POINTS


Year	G	FGM	FGA	PCT	FTM	FTA	PCT	TP	AVG
1995-96	27	153	310	.494	121	169	.716	433	16.0
1996-97	32	168	317	.530	120	157	.764	457	14.3
1997-98 *	5	18	33	.545	21	23	.913	62	12.4
1998-99	27	170	340	.500	129	169	.763	499	18.5
1999-00	29	166	361	.460	128	166	.771	487	16.8
Totals	120	675	1361	.496	519	684	.759	1938	16.2

*medical redshirt




3. KEITH MCLEOD - 1,895 POINTS

Year	G	FGM	FGA	PCT	FTM	FTA	PCT	TP	AVG
1998-99	20	84	213	.394	55	70	.786	247	12.4
1999-00	30	115	269	.428	105	144	.729	386	12.9
2000-01	29	149	365	.408	174	214	.813	507	18.1
2001-02	33	224	496	.452	218	270	.807	755	22.9
Totals	112	572	1343	.426	552	698	.791	1895	16.9




4. HOWARD KOMIVES - 1,834 POINTS

Year	G	FGM	FGA	PCT	FTM	FTA	PCT	TP	AVG
1961-62	25	196	436	.450	134	156	.859	526	21.0
1962-63	23	171	398	.430	122	150	.813	464	20.2
1963-64	23	292	672	.435	260	303	.858	844	36.7
Totals	71	659	1506	.438	516	609	.847	1834	25.8



5. ANTONIO DANIELS - 1,789 POINTS

Year	G	FGM	FGA	PCT	FTM	FTA	PCT	TP	AVG
1993-94	28	132	258	.512	84	103	.816	354	12.6
1994-95	26	97	196	.495	58	83	.699	268	10.3
1995-96	25	142	297	.478	99	137	.723	400	16.0
1996-97	32	279	510	.547	164	211	.777	767	24.0
Totals	111	650	1261	.515	405	534	.758	1789	16.1




6. JAMES DARROW - 1,740 POINTS

Year	G	FGM	FGA	PCT	FTM	FTA	PCT	TP	AVG
1957-58	23	211	439	.480	86	108	.796	508	22.1
1958-59	25	215	460	.467	97	121	.802	527	21.1
1959-60	24	289	586	.493	127	173	.734	705	29.4
Totals	72	715	1485	.481	310	402	.771	1740	24.2



1,000-Point Scorers




7. CHARLES SHARE - 1,730 POINTS

Year	G	FGM	FGA	PCT	FTM	FTA	PCT	TP	AVG
1946-47	27	96	*	*	54	89	.606	246	9.1
1947-48	33	142	367	.387	83	157	.528	367	11.1
1948-49	31	193	410	.471	135	206	.655	521	16.8
1949-50	30	204	444	.459	188	259	.726	596	19.8
Totals	121	635	*	*	460	711	.647	1730	14.3




8. DAEQWON PLOWDEN - 1,618 POINTS

Year	G	FGM	FGA	PCT	FTM	FTA	PCT	TP	AVG
2017-18	32	62	147	.422	17	33	.515	154	4.8
2018-19	34	91	197	.462	30	55	.545	234	6.9
2019-20	31	148	311	.476	63	74	.851	394	12.7
2020-21	26	130	293	.444	56	77	.727	348	13.4
2021-22	31	164	397	.413	118	149	.792	488	15.7
Totals	154	595	1345	.442	284	388	.732	1618	10.5



9. WALT PIATKOWSKI - 1,577 POINTS


Year	G	FGM	FGA	PCT	FTM	FTA	PCT	TP	AVG
1965-66	24	181	440	.411	80	104	.769	442	18.4
1966-67	24	227	488	.465	80	108	.741	534	22.3
1967-68	25	263	502	.524	75	92	.815	601	24.0
Totals	73	671	1430	.469	235	304	.773	1577	21.6



10. COLIN IRISH - 1,567 POINTS

Year	G	FGM	FGA	PCT	FTM	FTA	PCT	TP	AVG
1979-80	29	155	289	.536	65	106	.613	375	12.9
1980-81	21	129	259	.498	47	79	.595	305	14.5
1981-82 *	4	17	29	.586	8	12	.667	42	10.5
1982-83	30	179	380	.471	88	131	.672	447	14.9
1983-84	27	162	332	.488	74	118	.627	398	14.7
Totals	111	642	1289	.498	282	446	.632	1567	14.1


*medical redshirt



11. LEN MATELA - 1,527 POINTS

Year	G	FGM	FGA	PCT	FTM	FTA	PCT	TP	AVG
1998-99	28	68	126	.540	38	76	.500	174	6.2
1999-00	30	143	231	.619	88	114	.772	374	12.5
2000-01	29	164	298	.550	126	160	.788	454	15.7
2001-02	33	192	323	.594	140	184	.761	525	15.9
Totals	120	567	978	.580	392	534	.734	1527	12.7

1,000-Point Scorers




12. DAVID JENKINS - 1,525 POINTS

Year	G	FGM	FGA	PCT	FTM	FTA	PCT	TP	AVG
1980-81	26	44	109	.404	31	39	.795	119	4.6
1981-82	29	170	319	.533	58	72	.806	398	13.7
1982-83	29	219	433	.506	105	151	.695	543	18.7
1983-84	26	205	422	.486	55	82	.671	465	17.9
Totals	110	638	1283	.497	249	344	.724	1525	13.9




13. MARCUS NEWBERN - 1,504 POINTS

Year	G	FGM	FGA	PCT	FTM	FTA	PCT	TP	AVG
1978-79	26	91	195	.467	48	69	.696	230	8.8
1979-80	29	146	296	.493	84	108	.778	376	13.0
1980-81	25	132	266	.496	52	74	.703	316	12.6
1981-82	29	229	453	.506	124	157	.790	582	20.1
Totals	109	598	1210	.494	308	408	.755	1504	13.8



14. JAMES GERBER - 1,495 POINTS

Year	G	FGM	FGA	PCT	FTM	FTA	PCT	TP	AVG
1950-51	27	174	458	.380	119	207	.574	467	17.3
1951-52	27	221	476	.464	113	211	.536	555	20.5
1953-54	23	174	450	.387	125	173	.723	473	20.6
Totals	77	569	1384	.411	357	591	.604	1495	19.4



15. AL BIANCHI - 1,487 POINTS

Year	G	FGM	FGA	PCT	FTM	FTA	PCT	TP	AVG
1951-52	27	105	327	.321	81	121	.669	291	10.7
1952-53	27	212	539	.393	172	254	.677	596	22.1
1953-54	24	226	524	.431	148	221	.670	600	25.0
Totals	78	543	1390	.391	401	596	.673	1487	19.1




16. DYLAN FRYE - 1,458 POINTS

Year	G	FGM	FGA	PCT	FTM	FTA	PCT	TP	AVG
2016-17	32	106	240	.442	31	44	.705	284	8.9
2017-18	31	124	329	.377	58	80	.725	365	11.8
2018-19	34	155	376	.412	43	63	.683	436	12.8
2019-20	28	130	336	.387	58	83	.699	373	13.3
Totals	125	515	1281	.402	190	270	.704	1458	11.7



1,000-Point Scorers




17. SHANE KLINE-RUMINSKI - 1,427 POINTS

Year	G	FGM	FGA	PCT	FTM	FTA	PCT	TP	AVG
1991-92	29	101	181	.558	65	102	.637	267	9.2
1992-93	27	135	238	.567	48	98	.490	324	12.0
1993-94	22	156	277	.563	68	111	.613	389	17.7
1994-95	26	181	265	.683	72	127	.567	447	17.2
Totals	104	573	961	.596	253	438	.578	1427	13.7



18. JOE FAINE - 1,409 POINTS

Year	G	FGM	FGA	PCT	FTM	FTA	PCT	TP	AVG
1977-78	27	135	315	.429	61	77	.792	331	12.3
1978-79	12	70	131	.534	36	41	.878	176	14.7
1979-80	26	173	388	.446	84	97	.866	430	16.5
1980-81	26	194	401	.484	84	102	.824	472	18.2
Totals	91	572	1235	.463	265	317	.836	1409	15.5




19. ANTHONY ROBINSON - 1,401 POINTS

Year	G	FGM	FGA	PCT	FTM	FTA	PCT	TP	AVG
1984-85	27	131	263	.498	84	119	.706	346	12.8
1985-86	27	97	229	.424	66	92	.717	260	9.6
1986-87	29	155	318	.487	73	131	.595	389	13.4
1987-88	28	159	323	.493	84	124	.677	406	14.5
Totals	111	542	1133	.478	307	466	.659	1401	12.6



20. JOHN REIMOLD - 1,380 POINTS

Year	G	FGM	FGA	PCT	FTM	FTA	PCT	TP	AVG
2002-03	29	142	318	.447	66	80	.825	434	15.0
2003-04	27	140	303	.462	64	80	.800	409	15.1
2004-05	29	182	348	.523	94	121	.777	537	18.5
Totals	85	464	969	.479	224	281	.797	1380	16.2



21. NATE THURMOND - 1,356 POINTS


Year	G	FGM	FGA	PCT	FTM	FTA	PCT	TP	AVG
1960-61	24	170	427	.398	87	129	.674	427	17.8
1961-62	25	163	358	.455	67	113	.593	393	15.7
1962-63	27	206	466	.442	124	197	.630	536	19.9
Totals	76	539	1251	.431	278	439	.633	1356	17.8

1,000-Point Scorers




22. A'USTON CALHOUN - 1,337 POINTS

Year	G	FGM	FGA	PCT	FTM	FTA	PCT	TP	AVG
2009-10	2	1	3	.333	1	2	.500	4	2.0
2010-11	33	169	388	.436	64	88	.727	414	12.5
2011-12	32	176	363	.485	78	110	.709	435	13.6
2012-13	32	183	412	.444	97	124	.782	484	15.1
Totals	99	529	1166	.454	240	324	.741	1337	13.5



23. DEMAJEO WIGGINS - 1,316 POINTS

Year	G	FGM	FGA	PCT	FTM	FTA	PCT	TP	AVG
2015-16	32	62	110	.564	22	58	.379	146	4.6
2016-17	32	112	230	.487	96	157	.611	320	10.0
2017-18	31	153	274	.558	120	173	.694	426	13.7
2018-19	34	138	266	.519	148	223	.664	424	12.5
Totals	129	465	880	.528	386	611	.632	1316	10.2



24. DON OTTEN - 1,312 POINTS

Year	G	FGM	FGA	PCT	FTM	FTA	PCT	TP	AVG
1942-43	15	45	*	*	18	42	.429	108	7.2
1943-44	23	108	*	*	62	111	.559	282	12.3
1944-45	28	184	*	*	84	136	.618	452	16.1
1945-46	32	188	*	*	94	180	.522	470	14.7
Totals	98	525	*	*	258	469	.550	1312	13.4



25. KEITH TAYLOR - 1,283 POINTS

Year	G	FGM	FGA	PCT	FTM	FTA	PCT	TP	AVG
1981-82	14	8	23	.348	10	15	.667	26	1.9
1982-83	30	125	253	.494	57	83	.687	308	10.3
1983-84	28	154	332	.464	41	54	.759	349	12.5
1984-85	27	250	526	.475	100	130	.769	600	22.2
Totals	99	537	1134	.474	208	282	.738	1283	13.0




26. SCOTT THOMAS - 1,261 POINTS

Year	G	FGM	FGA	PCT	FTM	FTA	PCT	TP	AVG
2008-09	31	38	96	.396	17	21	.810	114	3.7
2009-10	30	138	328	.421	85	127	.669	397	13.2
2010-11	32	131	311	.421	60	101	.594	357	11.2
2011-12	32	143	329	.435	48	71	.676	393	12.3
Totals	125	450	1064	.423	210	320	.656	1261	10.1




1,000-Point Scorers




27. JAY LARRANAGA - 1,249 POINTS

Year	G	FGM	FGA	PCT	FTM	FTA	PCT	TP	AVG
1993-94	28	74	174	.425	66	94	.702	238	8.5
1994-95	27	93	211	.441	33	50	.660	255	9.4
1995-96	27	149	344	.433	48	81	.593	418	15.5
1996-97	29	120	308	.390	35	55	.636	338	11.7
Totals	111	436	1037	.420	182	280	.650	1249	11.3



28. CORNELIUS CASH - 1,245 POINTS

Year	G	FGM	FGA	PCT	FTM	FTA	PCT	TP	AVG
1972-73	26	199	414	.480	71	119	.596	469	18.0
1973-74	26	157	350	.449	49	93	.527	363	13.9
1974-75	27	171	353	.484	71	119	.596	413	15.3
Totals	79	527	1117	.472	191	331	.577	1245	15.8



29. JEFF MONTGOMERY - 1,238 POINTS

Year	G	FGM	FGA	PCT	FTM	FTA	PCT	TP	AVG
1972-73	24	139	385	.361	106	130	.815	384	16.0
1973-74	22	112	266	.421	75	91	.824	299	13.6
1974-75	28	207	446	.464	141	181	.779	555	19.8
Totals	74	458	1097	.418	322	402	.801	1238	16.7



30. JORDON CRAWFORD - 1,212 POINTS


Year	G	FGM	FGA	PCT	FTM	FTA	PCT	TP	AVG
2009-10	30	43	109	.394	12	16	.750	111	3.7
2010-11	33	95	229	.415	43	59	.729	259	7.8
2011-12	32	137	304	.451	60	79	.759	363	11.3
2012-13	32	180	459	.392	65	86	.756	479	15.0
Totals	127	455	1101	.413	180	240	.750	1212	9.5



31. RON HAMMYE - 1,208 POINTS


Year	G	FGM	FGA	PCT	FTM	FTA	PCT	TP	AVG
1974-75	24	60	116	.517	22	36	.611	142	5.9
1975-76	26	160	315	.508	56	88	.636	376	14.5
1976-77	27	163	306	.533	39	59	.661	365	13.5
1977-78	24	137	278	.493	51	64	.797	325	13.5
Totals	101	520	1015	.512	168	247	.680	1208	12.0

1,000-Point Scorers




32. JOE MOORE - 1,168 POINTS

Year	G	FGM	FGA	PCT	FTM	FTA	PCT	TP	AVG
1987-88	27	76	140	.543	32	50	.640	184	6.8
1988-89	26	69	133	.519	26	37	.703	168	6.5
1989-90	29	144	239	.603	73	96	.760	361	12.4
1990-91	30	190	324	.586	75	119	.630	455	15.2
Totals	112	479	836	.573	206	302	.682	1168	10.4




33. RICH WALKER - 1,167 POINTS

Year	G	FGM	FGA	PCT	FTM	FTA	PCT	TP	AVG
1968-69	23	118	276	.428	34	50	.680	270	11.8
1969-70	24	162	366	.443	70	111	.631	394	16.5
1970-71	25	206	430	.497	91	147	.619	503	20.1
Totals	72	486	1072	.453	195	308	.633	1167	16.2




34. SPENCER PARKER - 1,160 POINTS

Year	G	FGM	FGA	PCT	FTM	FTA	PCT	TP	AVG
2012-13	15	8	26	.308	8	12	.667	24	1.6
2013-14	32	135	285	.474	121	172	.703	400	12.5
2014-15	33	88	216	.407	67	92	.728	259	7.8
2015-16	34	164	355	.462	116	162	.716	477	14.0
Totals	114	395	882	.448	312	438	.712	1160	10.2



35. MARTIN SAMARCO - 1,151 POINTS

Year	G	FGM	FGA	PCT	FTM	FTA	PCT	TP	AVG
2005-06	29	175	418	.419	97	113	.858	547	18.9
2006-07	31	200	506	.395	124	161	.770	604	19.5
Totals	60	375	924	.410	221	274	.810	1151	19.2



36. TOMMY HARRIS - 1,137 POINTS

Year	G	FGM	FGA	PCT	FTM	FTA	PCT	TP	AVG
1975-76	27	229	506	.453	54	81	.667	513	19.0
1976-77	27	267	587	.455	90	123	.732	624	23.1
Totals	54	496	1093	.454	144	204	.706	1137	21.1




1,000-Point Scorers



37. JOSH ALMANSON - 1,136 POINTS

Year	G	FGM	FGA	PCT	FTM	FTA	PCT	TP	AVG
2000-01	28	77	114	.675	40	47	.851	197	7.0
2001-02	33	60	113	.531	30	44	.682	154	4.7
2002-03 *	6	13	23	.565	11	14	.786	37	6.2
2003-04	31	85	161	.528	62	73	.849	249	8.0
2004-05	29	189	319	.592	96	116	.828	499	17.2
Totals	127	424	730	.581	239	294	.813	1136	8.9

*medical redshirt




38. NATE MILLER - 1,133 POINTS

Year	G	FGM	FGA	PCT	FTM	FTA	PCT	TP	AVG
2006-07	23	123	241	.510	73	136	.537	324	14.1
2007-08	30	148	362	.409	76	137	.555	395	13.2
2008-09	30	170	351	.484	50	113	.442	414	13.8
Totals	83	441	954	.462	199	386	.516	1133	13.7



39. KEVIN NETTER - 1,114 POINTS

Year	G	FGM	FGA	PCT	FTM	FTA	PCT	TP	AVG
2000-01	28	55	100	.550	32	49	.653	142	5.1
2001-02	32	55	106	.519	30	46	.652	140	4.4
2002-03	29	152	278	.547	140	205	.683	444	15.3
2003-04	31	153	284	.539	82	120	.683	388	12.5
Totals	120	415	768	.540	284	420	.676	1114	9.3



40. RICHAUN HOLMES - 1,089 POINTS


Year	G	FGM	FGA	PCT	FTM	FTA	PCT	TP	AVG
12-13	32	88	139	.633	31	50	.620	207	6.5
13-14	32	150	296	.507	113	160	.706	425	13.3
14-15	31	165	293	.563	109	153	.712	457	14.7
Totals	95	403	728	.554	253	363	.697	1089	11.5



41. DAVE ESTERKAMP - 1,080 POINTS

Year	G	FGM	FGA	PCT	FTM	FTA	PCT	TP	AVG
1996-97	32	46	108	.426	22	26	.846	131	4.1
1997-98	26	95	240	.360	101	142	.711	329	12.7
1998-99	28	75	175	.429	60	85	.706	225	8.0
1999-00	30	137	245	.455	92	130	.708	395	13.2
Totals	116	353	768	.460	275	383	.718	1080	9.3

1,000-Point Scorers




42. ZACK DENNY - 1,070 POINTS

Year	G	FGM	FGA	PCT	FTM	FTA	PCT	TP	AVG
2013-14	3	3	8	.375	1	4	.250	10	3.3
2014-15	33	105	252	.417	45	53	.849	305	9.2
2015-16	34	131	321	.408	47	69	.681	361	10.6
2016-17	31	139	337	.412	76	94	.809	394	12.7
Totals	101	378	918	.412	169	220	.768	1070	10.6




43. DEE BROWN - 1,065 POINTS

Year	G	FGM	FGA	PCT	FTM	FTA	PCT	TP	AVG
2008-09	30	20	48	.417	5	6	.833	56	1.9
2009-10	30	118	264	.447	48	70	.686	319	10.6
2010-11	33	125	275	.455	67	89	.753	343	10.4
2011-12	32	121	305	.397	71	88	.807	347	10.8
Totals	125	384	892	.430	191	253	.755	1065	8.5




44. JOE GREGORY - 1,061 POINTS

Year	G	FGM	FGA	PCT	FTM	FTA	PCT	TP	AVG
1985-86	23	55	118	.466	23	32	.781	135	5.9
1986-87	29	96	203	.473	60	75	.800	281	9.7
1987-88	28	95	226	.420	79	102	.775	296	10.6
1988-89	26	118	284	.415	54	68	.794	349	13.4
Totals	106	364	831	.438	216	277	.780	1061	10.0



45. BILL FAINE - 1,055 POINTS

Year	G	FGM	FGA	PCT	FTM	FTA	PCT	TP	AVG
1980-81	12	10	20	.500	4	5	.800	24	2.0
1981-82	29	102	212	.481	70	92	.761	274	9.4
1982-83	30	157	286	.549	67	97	.691	381	12.7
1983-84	28	159	327	.486	58	83	.699	376	13.4
Totals	99	428	845	.507	199	277	.718	1055	10.7




46. ANTWON LILLARD - 1,041 POINTS

Year	G	FGM	FGA	PCT	FTM	FTA	PCT	TP	AVG
2015-16	34	107	209	.512	61	97	.629	291	8.6
2016-17	30	79	183	.432	67	99	.677	237	7.9
2017-18	23	67	156	.429	61	77	.792	216	9.4
2018-19	34	92	218	.422	71	101	.703	297	8.7
Totals	121	345	766	.450	260	374	.695	1041	8.6



1,000-Point Scorers



47. JIM CONNALLY - 1,036 POINTS

Year	G	FGM	FGA	PCT	FTM	FTA	PCT	TP	AVG
1968-69	24	142	264	.538	65	108	.602	349	14.5
1969-70	24	105	192	.547	46	84	.548	256	10.7
1970-71	25	162	350	.463	107	148	.723	431	17.2
Totals	73	409	806	.507	218	340	.641	1036	14.2



47. STANLEY WEBER - 1,036 POINTS


Year	G	FGM	FGA	PCT	FTM	FTA	PCT	TP	AVG
1946-47	32	112	*	*	31	66	.470	255	8.0
1947-48	29	105	335	.313	44	87	.506	254	8.8
1948-49	31	96	309	.311	51	93	.548	243	7.8
1949-50	30	102	241	.423	80	132	.606	284	9.5
Totals	122	415	*	*	206	378	.545	1036	8.5




49. STEVE MARTENET - 1,000 POINTS

Year	G	FGM	FGA	PCT	FTM	FTA	PCT	TP	AVG
1984-85	26	57	112	.509	19	31	.613	133	5.1
1985-86	26	110	188	.585	33	39	.846	253	9.7
1986-87	23	103	184	.560	44	51	.863	252	11.0
1987-88	28	134	288	.465	58	69	.841	362	12.9
Totals	103	404	772	.523	154	190	.811	1000	9.7


Most Points In A Game




James Darrow




Howard Komives




Walt Piatkowski




Martin Samarco




Keith McLeod




Al Bianchi




Robert Dwors




Bill Rogers




James Gerber



Jay Larranaga



Tommy Harris



Keith Taylor

- 52.....James Darrow, vs. Marshall, 2-27-1960 (MG)
- 52..... James Darrow, vs. Toledo (OT), 1-13-1960 (MG)
- 50..... Howard Komives, vs. Niagara, 2-15-1964
- 49..... Howard Komives, vs. Western Michigan, 2-22-1964
- 47..... Howard Komives, vs. DePaul, 3-5-1964
- 46.....James Darrow, vs. Hillsdale, 12-1-1959 (MG)
- 45..... Howard Komives, at Marshall, 3-7-1964
- 44.....Walt Piatkowski, at Marshall, 1-22-1966
- 44.....Howard Komives, vs. Ohio, 2-8-1964
- 43.....Martin Samarco, vs. Buffalo, 1-7-2007
- 43..... Howard Komives, vs. Findlay, 1-25-1964
- 42..... Keith McLeod, vs. Buffalo, 1-12-2002
- 42..... Howard Komives, vs. Western Michigan, 1-11-1964
- 42..... Al Bianchi, vs. Western Michigan, 3-1-1954 (MG)
- 41..... Robert Dwors, at Syracuse, 1-29-1965
- 41..... Howard Komives, at Notre Dame, 12-10-1963
- 41..... Bill Rogers, at Western Reserve, 1-4-1955
- 41.....James Gerber, at Baldwin-Wallace, 2-28-1952
- 40.....Jay Larranaga, vs. Akron, 2-8-1997
- 40..... Tommy Harris, at Northern Illinois, 1-15-1977
- 40..... Tommy Harris, at Marshall (OT), 12-20-1976
- 40..... Robert Dwors, at Marshall, 3-6-1965
- 40..... Howard Komives, at Loyola of Chicago, 2-18-1964
- 40..... Al Bianchi, vs. Loyola of Chicago, 3-2-1953 (MG)
- 39..... Keith Taylor, at Western Michigan, 1-19-1985
- 39.....Rich Walker, vs. Ball State, 12-13-1969
- 39.....James Darrow, at Miami, 2-6-1960
- 39..... James Gerber, vs. W. Kentucky, 3-8-1954 (NIT at MSG)
- 39.....Charles Share, vs. Loyola (Calif.), 12-22-1949 (MG)
- 38.....Antonio Daniels, at West Virginia, 3-12-1997
- 38..... James Gerber, vs. Marshall, 2-6-1954 (MG)
- 38..... Claitus Stough, vs. Findlay, 1-17-1919 (UH)
- 38.....John Reimold, vs. Ball State, 3-7-2005 (MAC 1st Round)

MG - BGSU Men's Gym (now Eppler North)

UH - University Hall Gym

MSG - Madison Square Garden



Individual Records

MOST GAMES PLAYED

Season: 34, 6 players (2018-19)
..... 34, 7 players (2015-16)
Career: 154, Daeqwon Plowden (2017-22)

MOST POINTS

Game: 52, James Darrow vs. Toledo (1-13-1960)
..... 52, James Darrow vs. Marshall (2-27-1960)
Season: 844, Howard Komives (1963-64)
Career: 2077, Justin Turner (2016-21)

HIGHEST SCORING AVERAGE

Season: Howard Komives, 36.7 (1963-64)
Career: Howard Komives, 25.8 (1962-64)

MOST FG ATTEMPTS

Game: 41, Howard Komives vs. Niagara (2-15-1964)
Season: 672, Howard Komives (1963-64)
Career: 1686, Justin Turner (2016-21)

MOST FIELD GOALS MADE

Game: 22, James Darrow vs. Marshall (2-27-1960)
..... 22, James Darrow vs. Hillsdale (12-1-1960)
Season: 292, Howard Komives (1963-64)
Career: 725, Justin Turner (2016-21)

HIGHEST FG PERCENTAGE

Game: 1.000 (10/10), T. Oglesby vs. UTSA (1-1-2012)
Consecutive Made FGs: 26, T. Oglesby (2011-2012)
Season:683 (181/265), S. Kline-Ruminski (1994-95)
Career:621 (337/543), Floyd Miller (1992-95)

MOST 3-POINT FG ATTEMPTS

Game: 16, Martin Samarco vs. Florida. State (12-17-2005)
..... 16, Martin Samarco at Buffalo (2-13-2007)
Season: 243, Martin Samarco, (2006-07)
Career: 536, John Reimold, (2003-05)

MOST 3-POINT FG MADE

Game: 9, Jay Larranaga vs. Akron (2-8-1997)
Season: 100, Martin Samarco (2005-06)
Career: 238, Dylan Frye (2016-20)

HIGHEST 3-POINT FG PCT.

Game: 1.000 (7-7), DeMar Moore vs. WMU (1-3-1998)
Season:563, Steve Martenet (1987-88)
Career:567, Steve Martenet (1985-88)

MOST FREE THROW ATTEMPTS

Game: 27, Keith McLeod vs. Ole Miss (11-15-2001)
Season: 303, Howard Komives (1963-64)
Career: 711, Charles Share (1946-50)

MOST FREE THROWS MADE

Game: 22, Ron Lewis vs. Ball State (3-10-2003)
Season: 260, Howard Komives (1963-64)
Career: 552, Keith McLeod (1998-02)

HIGHEST FT PERCENTAGE

Game: 1.000 (18/18), Ron Lewis vs. EMU (3-6-2004)
Season:884, Clinton Venable (1989-90)
Career:867, Clinton Venable (1989-91)

MOST REBOUNDS

Game: 31, Nate Thurmond vs. Miss. State (3-16-1963)
..... 31, Al Dixon vs. Northern Illinois (1-20-1966)
Season: 452, Nate Thurmond (1962-63)
Season RPG: 18.7, Nate Thurmond (1960-61)
Career: 1295, Nate Thurmond (1960-63)

MOST ASSISTS

Game: 15, David Greer vs. Marshall (12-30-1980)
Season: 242, David Greer (1980-81)
Season APG: 7.6, David Greer (1980-81)
Career: 768, David Greer (1980-83)

MOST STEALS

Game: 8, Joe Faine vs. C. Michigan (1-17-1981)
..... 8, Trent Jackson vs. Wilmington (12-21-2000)
..... 8, Scott Thomas vs. Miami (1-18-2012)
..... 8, Zack Denny vs. Morgan State (11-26-2016)
Season: 82, DeMar Moore (1996-97)
Career: 226, Anthony Stacey (1995-2000)

MOST BLOCKED SHOTS

Game: 7, Skip Howard vs. Toledo (1-31-1973)
..... 7, Scott Vandermeer vs. Ohio (2-7-2005)
..... 7, Richaun Holmes vs. North Dakota (12-11-13)
..... 7, Richaun Holmes at NIU (12-15-13)
Season: 88, Richaun Holmes (2013-14)
Career : 244, Richaun Holmes (2012-15)



MOST POINTS

Game: 136 vs. Siena, 12-4-1989
 Season: 2668 in 2018-19

MOST FIELD GOAL ATTEMPTS

Game: 104 vs. Marshall, 2-6-1954
 Both Teams: 193 vs. Marshall, 2-6-1954
 Season:2639 in 1947-48

MOST FIELD GOALS MADE

Game: 54 vs. MacMurray, 12-1-1973
 Season: 975 in 1996-97

HIGHEST FG PERCENTAGE

Game:702 vs. Duquesne, 2-12-1979
 Season:510 in 1990-91

MOST FREE THROW ATTEMPTS

Game: 60 vs. W. Kentucky, 2-23-1953
 Both Teams: 105 vs. Kent, 2-7-1953
 Season: 966 in 1952-53

MOST FREE THROWS MADE

Game: .. 40 vs. W. Kentucky, 2-23-1953
 Season: 598 in 1952-53

HIGHEST FT PERCENTAGE

Game:971 (34-35) vs. Kent State, 1-26-2006
 Season:753 in 1964-65

PERSONAL FOULS

Game: 38 vs. Toledo, 2-20-1952
 38 at Buffalo 2-13-2007
 Both Teams: 68 vs. Bradley, 1-3-1953
 Season: 720 in 2005-06

MOST 3-POINT FG ATTEMPTS

Game: 40 vs. Norfolk St., 11-19-2021
 Season: 762 in 2018-19

MOST 3-POINT FG MADE

Game: 17 vs. Siena, 12-4-1989
 17 vs. Carlow, 12-21-2021
 Season: 272 in 2018-19

HIGHEST 3-POINT FG PCT

Game: . .833 (5-6) vs. Detroit, 11-30-1991
833 (5-6) vs. Toledo, 3-4-1989
 Season:415 in 1987-88

MOST REBOUNDS

Game: 69 vs. W. Michigan, 12-7-1955
 Both Teams:....141 vs. W. Michigan, 12-7-1955
 Season:1396 in 2018-19
 Highest Average: 52.6 in 1965-66

MOST ASSISTS

Game:32 vs. Carlow, 12-21-2021
 Season: 523 in 1996-97
 Highest Average: 17.3 in 1983-84

MOST STEALS

Game: 22 vs. Earlham, 11-9-2013
 Season: 378 in 1996-97
 Highest Average: 11.8 in 1996-97

MOST TURNOVERS

Game:28 vs. W. Michigan, 1-3-1998
 Both Teams: .. 52 vs. Detroit, 12-3-1997



Bowling Green's Big Six

Jim McDonald, Chuck McCampbell,
 Ron Parsons, Rex Leach,
 Jim Darrow and Frank Wade



Season & Career Records

SEASON POINTS

Player (Year)	FG	FT	PTS
1. Howard Komives (1963-64)	292	260	844
2. Antonio Daniels (1996-97)	279	164	767
3. Keith McLeod (2001-02)	224	218	755
4. James Darrow (1959-60)	289	127	705
5. Tommy Harris (1976-77)	267	90	624
6. Justin Turner (2018-19)	229	100	619
7. Martin Samarco (2006-07)	200	124	604
8. Walt Piatkowski (1967-68)	263	75	601
9. Al Bianchi (1953-54)	226	148	600
Keith Taylor (1984-85)	250	100	600

SEASON SCORING AVERAGE

Player (Year)	G-PTS	AVG
1. Howard Komives (1963-64)	23-844	36.7
2. James Darrow (1959-60)	24-705	29.4
3. Al Bianchi (1953-54)	24-600	25.0
4. Walt Piatkowski (1967-68)	25-601	24.0
5. Antonio Daniels (1996-97)	32-767	24.0
6. Tommy Harris (1976-77)	27-624	23.1
7. Bob Dwors (1964-65)	24-553	23.0
8. Keith McLeod (2001-02)	33-755	22.9
9. Wyndol Gray (1942-43)	22-503	22.9
10. Walt Piatkowski (1966-67)	24-534	22.2
Keith Taylor (1984-85)	27-600	22.2

SEASON FG PERCENTAGE

Player (Year)	FGM-FGA	PCT
1. Shane Kline-Ruminski (1994-95)	181-265	.683
2. Kirk Cowan (1998-99)	104-158	.658
3. Floyd Miller (1993-94)	110-169	.651
4. Floyd Miller (1994-95)	127-200	.635
4. Mawel Soler (2005-06)	80-126	.635
6. Richaun Holmes (2012-13)	88-139	.633
7. Tom Hall (1990-91)	99-159	.623
8. Len Matela (1999-00)	143-231	.619
9. Scott Spencer (1978-79)	119-199	.604
10. Joe Moore (1989-90)	144-239	.603

SEASON FT PERCENTAGE

Minimum: 50 Attempts

Player (Year)	FTM-FTA	PCT
1. Clinton Venable (1989-90)	114-129	.884
2. Samari Curtis (2022-23)	116-132	.879
3. Justin Turner (2020-21)	122-139	.878
4. Steve Watson (1989-90)	73-84	.869
5. Joe Faine (1979-80)	84-97	.866
6. Steve Martenet (1986-87)	44-51	.863
7. Frank Booker (1986-87)	99-115	.861
8. Duane Gray (1978-79)	68-79	.861
9. Howard Komives (1961-62)	134-156	.859
10. Howard Komives (1963-64)	260-303	.858
10. Martin Samarco (2005-06)	97-113	.858

CAREER POINTS

Player (Year)	FG	FT	PTS
1. Justin Turner (2016-21)	725	443	2077
2. Anthony Stacey (1996-00)	675	516	1938
3. Keith McLeod (1999-02)	572	552	1895
4. Howard Komives (1962-64)	659	516	1834
5. Antonio Daniels (1994-97)	650	405	1789
6. James Darrow (1958-60)	715	310	1740
7. Charles Share (1947-50)	635	460	1730
8. Daeqwon Plowden (2017-22)	595	284	1618
9. Walt Piatkowski (1966-68)	671	235	1577
10. Colin Irish (1980-84)	642	282	1567

CAREER SCORING AVERAGE

Player (Years)	PTS	AVG
1. Howard Komives (1962-64)	1834	25.8
2. James Darrow (1958-60)	1740	24.2
3. Walt Piatkowski (1966-68)	1577	21.6
4. Tommy Harris (1976-77)	1137	21.1
5. James Gerber (1952-54)	1495	19.4
6. Martin Samarco (2005-07)	1151	19.2
7. Al Bianchi (1952-54)	1487	19.1
8. Nate Thurmond (1961-63)	1356	17.8
9. Justin Turner (2016-21)	2077	17.5
10. Clinton Venable (1990-91)	972	17.1
11. Keith McLeod (1998-02)	1895	16.9
12. Jeff Montgomery (1973-75)	1238	16.7
13. Leon Ayers III (2022-23)	512	16.5
14. Claitus Stough (1918-20)	489	16.3
15. John Reimold (2003-05)	1380	16.2
Anthony Stacey (1996-00)	1938	16.2
Rich Walker (1969-71)	1167	16.2

CAREER FG PERCENTAGE

Minimum: 350 Attempts

Player (Years)	FGM-FGA	PCT
1. Floyd Miller (1992-95)	337-543	.621
2. Shane Kline-Ruminski (1992-95)	573-961	.596
3. Josh Almanson (2000-05)	424-730	.581
4. Len Matela (1998-02)	567-968	.580
5. Joe Moore (1988-91)	479-836	.573
6. Tom Hall (1989-92)	385-690	.558
7. Richaun Holmes (2012-15)	403-728	.554
8. Kirk Cowan (1996-99)	292-535	.546
9. Kevin Netter (2000-04)	415-768	.540
10. Demajeo Wiggins (2015-19)	465-880	.528

CAREER FT PERCENTAGE

Minimum: 100 Attempts

Player (Years)	FTM-FTA	PCT
1. Clinton Venable (1990-91)	221-255	.867
2. Howard Komives (1962-64)	516-609	.847
3. Joe Faine (1977-81)	265-317	.836
4. Duane Gray (1977-79)	134-161	.832
5. Steve Watson (1990-91)	126-153	.824
6. Josh Almanson (2000-05)	239-294	.813
7. David Greer (1980-83)	207-255	.812
8. Justin Turner (2016-21)	443-546	.811
8. Steve Martenet (1985-86)	154-190	.811
10. Leon Ayers III (2022-23)	97-120	.808



Cornelius Cash

SEASON REBOUNDING

(Rankings since 1953-54 season)

Player (Year)	REB
1. Nate Thurmond (1962-63)	452
2. Nate Thurmond (1960-61)	449
3. Cornelius Cash (1972-73)	396
4. Nate Thurmond (1961-62)	394
5. Demajeo Wiggins (2018-19)	362
6. Cornelius Cash (1974-75)	350
7. Jim Connally (1970-71)	346
8. Cornelius Cash (1973-74)	322
9. Demajeo Wiggins (2017-18)	314
10. Rex Leach (1956-57)	299

SEASON ASSISTS

Player (Year)	AST
1. David Greer (1981-82)	242
2. David Greer (1982-83)	217
3. Antonio Daniels (1996-97)	216
4. Brandon Pardon (2001-02)	209
5. Brandon Pardon (2000-01)	204
6. David Greer (1980-81)	189
7. Brian Miller (1983-84)	178
8. Rosie Barnes (1978-79)	163
9. Jordon Crawford (2011-12)	153
10. John Floyd (2004-05)	150

SEASON BLOCKED SHOTS

Player (Year)	BLK
1. Richaun Holmes (2013-14)	88
2. Richaun Holmes (2014-15)	83
3. Richaun Holmes (2012-13)	73
4. Cornelius Cash (1973-74)	59
5. Cameron Black (2013-14)	53
6. Otis Polk (2007-08)	51
7. Cameron Black (2011-12)	51
8. Skip Howard (1972-73)	49
9. Ed Colbert (1990-91)	44
10. Otis Polk (2008-09)	41
11. Kevin Netter (2003-04)	40
12. Kevin Netter (2002-03)	38

CAREER REBOUNDING

(Rankings since 1953-54 season)

Player (Years)	REB
1. Nate Thurmond (1961-63)	1295
2. Cornelius Cash (1973-75)	1068
3. Demajeo Wiggins (2015-19)	1066
4. Daeqwon Plowden (2017-22)	935
5. Len Matela (1998-02)	890
6. Colin Irish (1980-84)	871
7. Jim Connally (1969-71)	851
8. Ron Hammye (1975-78)	810
9. Al Dixon (1966-68)	774
10. Anthony Stacey (1995-00)	760
11. Rex Leach (1957-60)	708
12. Skip Howard (1973-75)	693
13. Scott Thomas (2008-12)	680
14. Richaun Holmes (2012-15)	652
15. Joe Moore (1988-91)	651

CAREER REBOUNDING AVERAGE

(Rankings since 1953-54 season)

Player (Years)	REB	AVG
1. Nate Thurmond (1961-63)	1295	17.0
2. Cornelius Cash (1973-75)	1068	13.5
3. Jim Connally (1969-71)	851	11.7
4. Al Dixon (1966-68)	774	11.1
5. Dan McLemore (1969-70)	499	10.4
6. Rex Leach (1957-60)	708	9.8
7. Sam Mims (1965-66)	372	9.1
8. Skip Howard (1973-75)	693	8.8
9. Walt Piatkowski (1966-68)	628	8.6
10. Demajeo Wiggins (2015-19)	1066	8.3

CAREER ASSISTS

Player (Years)	AST
1. David Greer (1980-83)	768
2. Antonio Daniels (1994-97)	563
3. Brandon Pardon (2000-02)	529
4. Jordon Crawford (2009-13)	473
5. Rosie Barnes (1977-80)	395
6. Joe Jakubowski (2007-11)	382
7. Joe Gregory (1986-89)	379
8. Brian Miller (1983-86)	369
9. Justin Turner (2016-21)	359
10. Scott Thomas (2008-12)	318

CAREER BLOCKED SHOTS

Player (Years)	BLK
1. Richaun Holmes (2012-15)	244
2. Otis Polk (2006-10)	159
3. Cameron Black (2011-14)	155
4. Daeqwon Plowden (2017-22)	126
5. Tom Hall (1989-92)	117
6. Ed Colbert (1988-91)	116
7. Josh Almanson (2000-05)	107
8. Kevin Netter (2000-03)	105
9. Cornelius Cash (1972-75)	93
10. Kirk Cowan (1996-99)	92



Season & Career Records

SEASON STEALS

Player (Year)	STL
1. DeMar Moore (1996-97)	82
2. Antonio Daniels (1996-97)	73
Scott Thomas (2011-12)	73
4. Anthony Stacey (1996-97)	72
David Jenkins (1981-82)	72
6. Anthony Henderson (2013-14)	66
7. Keith McLeod (2001-02)	65
Scott Thomas (2010-11)	65
9. Anthony Stacey (1998-99)	61
David Jenkins (1982-83)	61
Jehvon Clarke (2013-14)	61
Zack Denny (2016-17)	61

SEASON THREE-POINT FG MADE

Player (Year)	3-PT
1. Martin Samarco (2005-06)	100
2. Keith McLeod (2001-02)	89
3. John Reimold (2002-03)	84
4. Dylan Frye (2018-19)	83
5. Martin Samarco (2006-07)	80
6. John Reimold (2004-05)	79
7. Jay Larranaga (1995-96)	72
Shane Komives (1993-94)	72
9. Brian Moten (2008-09)	69
10. Trey Diggs (2021-22)	66
Kaden Metheny (2022-23)	66

SEASON THREE-POINT FG PCT.

(Min. 1 three-pointer attempted per team game)

Player (Year)	PCT	3PTM-3PTA
1. Steve Martenet (1987-88)	.563	36-64
2. Kirk Whiteman (1988-89)	.489	22-45
3. Cory Eyink (2002-03)	.480	24-50
4. Keith McLeod (1999-00)	.477	51-107
5. Martin Samarco (2005-06)	.457	100-219
John Reimold (2004-05)	.457	79-173
7. Matt Fox (2014-18)	.452	38-84
8. Josh Almanson (2004-05)	.446	25-56
9. David Joseph (2014-15)	.444	20-45
Isaac Elsasser (2022-23)	.444	20-45

CAREER STEALS

Player (Years)	STL
1. Anthony Stacey (1996-00)	226
2. David Jenkins (1981-84)	201
3. Scott Thomas (2008-12)	199
4. DeMar Moore (1996-99)	193
5. Jordan Crawford (2009-13)	184
6. Keith McLeod (1998-02)	176
7. Antonio Daniels (1994-97)	162
8. Rosie Barnes (1977-80)	160
9. Zack Denny (2013-17)	156
10. Justin Turner (2016-21)	152

CAREER THREE-POINT FG MADE

Player (Years)	3-PT
1. Dylan Frye (2016-20)	238
2. John Reimold (2002-05)	228
3. Keith McLeod (1998-02)	199
4. Jay Larranaga (1993-97)	195
5. Justin Turner (2016-21)	184
6. Martin Samarco (2005-07)	180
7. Shane Komives (1992-96)	177
8. Trey Diggs (2019-22)	172
9. Scott Thomas (2008-12)	151
10. Zack Denny (2013-17)	145

CAREER THREE-POINT FG PCT.

(Min. 50 three-pointers attempted)

Player (Year)	PCT	3PTM-3PTA
1. Steve Martenet (1985-88)	.567	38-67
2. Isaac Elsasser (2019-23)	.468	29-62
3. Josh Almanson (2000-05)	.462	49-106
4. John Reimold (2002-05)	.425	228-536
5. Leon Ayers III (2022-23)	.414	41-99
6. Brandon Pardon (2000-02)	.409	115-281
7. Matt Fox (2014-18)	.407	87-214
8. Keith McLeod (1998-02)	.399	199-499
8. Michael Huger (1989-93)	.399	55-138
10. Kirk Whiteman (1989-92)	.398	117-294



Dylan Frye



Matt Fox

Team MVPs




1928 - Wilbur Miller
 1929 - Howard Filiere
 1930 - George Thourot
 1931 - Stuart Hyatt
 1932 - Ralph Yoder
 1933 - Thurl Shupe
 1934 - Orla Thomas
 1935 - none named
 1936 - none named
 1937 - none named
 1938 - none named
 1939 - none named
 1940 - none named
 1941 - none named
 1942 - none named
 1943 - Wyndol Gray
 1944 - Joseph Siegfert
 1945 - Wyndol Gray
 1946 - Donald Otten
 1947 - Mac Otten
 1948 - Mac Otten
 1949 - Charles Share
 1950 - Charles Share
 1951 - James Gerber
 1952 - James Gerber
 1953 - Al Bianchi
 1954 - Al Bianchi
 1955 - James Tucker
 1956 - Crystal Ellis
 1957 - Charles McCampbell
 1958 - James Darrow
 1959 - James Darrow
 1960 - James Darrow
 1961 - Nate Thurmond
 1962 - Nate Thurmond
 1963 - Nate Thurmond
 1964 - Howard Komives
 1965 - Robert Dwors
 1966 - Walt Piatkowski
 1967 - Walt Piatkowski
 1968 - Walt Piatkowski

1969 - Richard Rudgers
 1970 - James Penix
 1971 - Rich Walker
 1972 - Brian Scanlan
 1973 - Cornelius Cash
 1974 - William Howard
 1975 - Jeff Montgomery
 1976 - Tommy Harris
 1977 - Tommy Harris
 1978 - Ron Hammye
 1979 - Duane Gray
 1980 - Colin Irish
 1981 - Joe Faine
 1982 - Marcus Newbern
 1983 - David Greer
 1984 - David Jenkins

1985 - Keith Taylor
 1986 - Brian Miller
 1987 - Frank Booker
 1988 - Anthony Robinson
 1989 - Joe Gregory
 1990 - Clinton Venable
 1991 - Clinton Venable
 Joe Moore
 1992 - Tom Hall
 1993 - Michael Huger
 1994 - Shane Kline-Ruminski
 Shane Komives
 1995 - Shane Kline-Ruminski
 1996 - Antonio Daniels
 Jay Larranaga
 Anthony Stacey

1997 - Antonio Daniels
 1998 - Tony Reid
 Kirk Cowan
 DeMar Moore
 1999 - Anthony Stacey
 2000 - Anthony Stacey
 2001 - Len Matela
 Keith McLeod
 2002 - Len Matela
 Keith McLeod
 Brandon Pardon
 Brent Klassen
 2003 - Cory Ryan
 Kevin Netter
 2004 - John Reimold
 2005 - Josh Almanson
 John Reimold
 2006 - Martin Samarco
 2007 - Martin Samarco
 2008 - Nate Miller *
 2009 - Nate Miller *
 2010 - Scott Thomas *
 2011 - A'uston Calhoun *
 2012 - A'uston Calhoun *
 2013 - A'uston Calhoun *
 2014 - Richaun Holmes *
 2015 - Richaun Holmes *
 2016 - Spencer Parker *
 2017 - Zack Denny *
 2018 - Justin Turner *
 2019 - Justin Turner *
 2020 - Justin Turner *
 2021 - Justin Turner *
 2022 - Daeqwon Plowden *
 2023 - Leon Ayers III*

* Indicates leading scorer for that season.



Nate Thurmond (42)



Yearly Leaders

SCORING

Year	Player	GP	FG	FT	TP	PPG	Year	Player	GP	FG	FT	TP	PPG
2022-23	Leon Ayers III	31	187	395	512	16.5	1968-69	Dick Rudgers	24	160	66	386	16.1
2021-22	Daeqwon Plowden	31	164	118	488	15.7	1967-68	Walt Piatkowski	25	263	75	601	24.0
2020-21	Justin Turner	25	164	122	482	19.3	1966-67	Walt Piatkowski	24	227	80	534	22.3
2019-20	Justin Turner	25	158	114	469	18.8	1965-66	Walt Piatkowski	24	181	80	442	18.4
2018-19	Justin Turner	34	229	100	619	18.2	1964-65	Bob Dwors	24	204	145	553	23.1
2017-18	Justin Turner	31	169	104	492	15.9	1963-64	Howard Komives	23	292	260	844	36.7
2016-17	Zack Denny	31	139	76	394	12.7	1962-63	Howard Komives	23	171	122	464	20.2
2015-16	Spencer Parker	34	164	116	477	14.0	1961-62	Howard Komives	25	196	134	526	21.0
2014-15	Richaun Holmes	31	165	109	457	14.7	1960-61	Nate Thurmond	24	170	87	427	17.8
2013-14	Richaun Holmes	32	150	113	425	13.3	1959-60	Jim Darrow	24	289	127	705	29.4
2012-13	A'uston Calhoun	32	183	97	484	15.1	1958-59	Jim Darrow	25	215	97	527	21.1
2011-12	A'uston Calhoun	32	176	78	435	13.6	1957-58	Jim Darrow	23	211	86	508	22.1
2010-11	A'uston Calhoun	33	169	64	414	12.5	1956-57	Rex Leach	23	118	103	339	14.7
2009-10	Scott Thomas	30	138	85	397	13.2	1955-56	Eugene Ray	23	152	63	367	15.9
2008-09	Nate Miller	30	170	50	414	13.8	1954-55	Jim Tucker	22	126	87	339	15.4
2007-08	Nate Miller	30	148	76	395	13.2	1953-54	Al Bianchi	24	226	148	600	25.0
2006-07	Martin Samarco	31	200	124	604	19.5	1952-53	Al Bianchi	27	212	172	596	22.1
2005-06	Martin Samarco	29	175	97	547	18.9	1951-52	James Gerber	27	221	113	555	20.6
2004-05	John Reimold	29	182	94	537	18.5	1950-51	James Gerber	27	174	119	467	17.3
2003-04	Ron Lewis	31	145	191	526	17.0	1949-50	Charles Share	30	204	188	596	19.9
2002-03	Kevin Netter	29	152	140	444	15.3	1948-49	Charles Share	31	193	135	521	16.8
2001-02	Keith McLeod	33	224	218	755	22.9	1947-48	Charles Share	33	142	83	367	11.1
2000-01	Keith McLeod	28	149	174	507	18.1	1946-47	Charles Share	27	96	54	246	9.1
1999-00	Anthony Stacey	29	166	128	487	16.8	1945-46	Don Otten	32	188	94	470	14.7
1998-99	Anthony Stacey	27	170	129	499	18.5	1944-45	Don Otten	28	184	84	452	16.1
1997-98	Tony Reid	26	142	101	434	16.7	1943-44	Don Otten	24	109	64	282	11.8
1996-97	Antonio Daniels	32	279	164	767	24.0	1942-43	Wyndol Gray	22	200	101	503	22.9
1995-96	Anthony Stacey	27	153	121	433	16.0	1941-42	Michael Kish	20	77	17	171	8.6
1994-95	Shane Kline-Ruminski	26	181	72	447	17.2	1940-41	Dewey Johnson	19	80	55	215	11.3
1993-94	Shane Kline-Ruminski	22	156	68	389	17.7	1939-40	Michael Kormas	21	89	49	227	10.8
1992-93	Michael Huger	27	154	98	432	16.0	1938-39	James Zechman	19	68	28	164	8.6
1991-92	Michael Huger	29	125	86	352	12.1	1937-38	James Zechman	18	87	43	217	12.1
1990-91	Clinton Venable	28	173	107	486	17.4	1936-37	Cliff Conrad	15	43	25	11	7.4
1989-90	Clinton Venable	29	170	114	486	16.8	1935-36	Kenneth Weber	15	48	22	118	7.9
1988-89	Joe Gregory	27	121	54	357	13.2	1934-35	Paul Shafer	15	59	31	149	9.9
1987-88	Anthony Robinson	28	159	84	406	14.5	1933-34	Paul Shafer	15	43	30	116	7.7
1986-87	Frank Booker	29	130	99	406	14.0	1932-33	Thurl Shupe	14	42	35	119	8.5
1985-86	Brian Miller	27	148	113	409	15.1	1931-32	Lewis Miller	18	46	25	117	6.5
1984-85	Keith Taylor	27	250	100	600	22.2	1930-31	John Swearingen	15	40	27	107	7.1
1983-84	David Jenkins	26	205	55	465	17.9	1929-30	Ross Cox	16	53	37	143	8.9
1982-83	David Jenkins	29	219	105	543	18.7	1928-29	Lloyd Jump	17	48	24	120	7.1
1981-82	Marcus Newbern	29	229	124	582	20.1	1927-28	Marvin Steen	17	77	37	191	11.2
1980-81	Joe Faine	26	194	84	472	18.2	1926-27	Hayden Olds	19	73	24	170	8.9
1979-80	Joe Faine	26	173	84	430	16.5	1925-26	Carl Bachman	13	74	17	165	12.7
1978-79	Duane Gray	27	182	68	432	16.0	1924-25	Dale Huffman	14	40	18	98	7.0
1977-78	Duane Gray	27	155	66	376	13.9	1923-24	Carl Bachman	16	44	20	108	6.8
1976-77	Tommy Harris	27	267	90	624	23.1	1922-23	Carl Bachman	14	68	61	197	14.1
1975-76	Tommy Harris	27	229	54	512	19.0	1921-22	Franklin Skibbie	14	44	30	118	8.4
1974-75	Jeff Montgomery	28	207	141	555	19.8	1920-21	Franklin Skibbie	14	55	12	122	8.7
1973-74	Cornelius Cash	26	157	49	363	13.9	1919-20	Claitus Stough	12	63	61	187	15.6
1972-73	Cornelius Cash	26	199	71	469	18.0	1918-19	Claitus Stough	8	52	34	138	17.3
1971-72	Brian Scanlan	24	126	81	333	13.9	1917-18	Claitus Stough	10	55	50	164	16.4
1970-71	Rich Walker	25	206	91	503	20.1	1916-17	Reeme Dillery	9	29	12	70	7.8
1969-70	Jim Penix	23	173	102	448	19.5	1915-16	Charles Branigan	10	42	20	104	10.4



REBOUNDS

Year	Player	Reb.
2022-23	Rashaun Agee	170
2021-22	Daeqwon Plowden	212
2020-21	Daeqwon Plowden	202
2019-20	Daeqwon Plowden	264
2018-19	Demajeo Wiggins	362
2017-18	Demajeo Wiggins	314
2016-17	Demajeo Wiggins	250
2015-16	Zack Denny	206
2014-15	Richaun Holmes	248
2013-14	Richaun Holmes	245
	Cameron Black	245
2012-13	A'uston Calhoun	228
2011-12	Scott Thomas	209
2010-11	Scott Thomas	214
2009-10	Otis Polk	211
2008-09	Nate Miller	218
2007-08	Chris Knight	212
2006-07	Nate Miller	177
2005-06	Mawel Soler	147
2004-05	John Reimold	149
2003-04	Josh Almanson	148
2002-03	Ron Lewis	145
2001-02	Len Matela	260
2000-01	Len Matela	256
1999-00	Len Matela	230
1998-99	Anthony Stacey	151
1997-98	Kirk Cowan	227
1996-97	Anthony Stacey	209
1995-96	Anthony Stacey	204
1994-95	Shane Kline-Ruminski	190
1993-94	Floyd Miller	152
1992-93	Shane Kline-Ruminski	145
1991-92	Tom Hall	210
1990-91	Joe Moore	223
1989-90	Joe Moore	212
1988-89	Ed Colbert	171
1987-88	Anthony Robinson	140
1986-87	Anthony Robinson	140
1985-86	Anthony Robinson	156
1984-85	Anthony Robinson	201
1983-84	Colin Irish	251
1982-83	Bill Faine	216
1981-82	Lamar Jackson	196
1980-81	Colin Irish	156
1979-80	Colin Irish	239
1978-79	Mike Miday	164
1977-78	Ron Hammye	229
1976-77	Ron Hammye	225
1975-76	Ron Hammye	237
1974-75	Cornelius Cash	350
1973-74	Cornelius Cash	322
1972-73	Cornelius Cash	396
1971-72	Brian Scanlan	172
1970-71	Jim Connally	346
1969-70	Jim Connally	255

1968-69	Dan McLemore	252
1967-68	Al Dixon	273
1966-67	Al Dixon	237
1965-66	Al Dixon	264
1964-65	Bob Dwors	251
1963-64	Bob Dwors	205
1962-63	Nate Thurmond	452
1961-62	Nate Thurmond	394
1960-61	Nate Thurmond	449
1959-60	Rex Leach	192
1958-59	Rex Leach	217
1957-58	Charles McCampbell	238
1956-57	Rex Leach	299
1955-56	Crystal Ellis	197
1954-55	Max Chapman	248
1953-54	Clarence Yackey	267

ASSISTS

Year	Player	Asst.
2022-23	Samari Curtis	120
2021-22	Samari Curtis	93
2020-21	Justin Turner	109
2019-20	Dylan Frye	112
2018-19	Justin Turner	105
2017-18	Rodrick Caldwell	82
2016-17	Ismail Ali	117
2015-16	Ismail Ali	130
2014-15	David Joseph	109
2013-14	Jehvon Clarke	149
2012-13	Jordon Crawford	139
2011-12	Jordon Crawford	153
2010-11	Jordon Crawford	132
2009-10	Joe Jakubowski	112
2008-09	Joe Jakubowski	115
2007-08	Joe Jakubowski	89
2006-07	Ryne Hamblet	125
2005-06	John Floyd	97
2004-05	John Floyd	150
2003-04	Steven Wright	115
2002-03	Jabari Mattox	96
2001-02	Brandon Pardon	209
2000-01	Brandon Pardon	204
1999-00	Brandon Pardon	116
1998-99	DeMar Moore	110
1997-98	DeMar Moore	92
1996-97	Antonio Daniels	216
1995-96	Antonio Daniels	147
1994-95	Antonio Daniels	100
1993-94	Antonio Daniels	110
1992-93	Michael Huger	110
1991-92	Michael Huger	93
1990-91	Clinton Venable	130
1989-90	Clinton Venable	133
1988-89	Joe Gregory	86
1987-88	Joe Gregory	109
1986-87	Joe Gregory	122
1985-86	Brian Miller	98


1984-85	Brian Miller	88
1983-84	Brian Miller	178
1982-83	David Greer	217
1981-82	David Greer	242
1980-81	David Greer	189
1979-80	Rosie Barnes	142
1978-79	Rosie Barnes	163
1977-78	Duane Gray	97
1976-77	Dan Shumaker	147
1975-76	Tommy Harris	86
1974-75	Jeff Montgomery	135
1973-74	Jeff Montgomery	67

STEALS

Year	Player	Steals
2022-23	Kaden Metheny	33
2021-22	Daeqwon Plowden	28
2020-21	Justin Turner	37
2019-20	Michael Laster	33
2018-19	Justin Turner	47
2017-18	Justin Turner	47
2016-17	Zack Denny	61
2015-16	Zack Denny	42
2014-15	Zack Denny	53
2013-14	Anthony Henderson	66
2012-13	Jordon Crawford	55
2011-12	Scott Thomas	73
2010-11	Scott Thomas	65
2009-10	Scott Thomas	47
2008-09	Nate Miller	60
2007-08	Nate Miller	44
2006-07	Ryne Hamblet	50
2005-06	Perrick Robinson	37
2004-05	Steven Wright	37
2003-04	Steven Wright	53
2002-03	Cory Ryan	46
2001-02	Keith McLeod	65
2000-01	Trent Jackson	59
1999-00	Anthony Stacey	53
1998-99	Anthony Stacey	61
1997-98	DeMar Moore	42
1996-97	DeMar Moore	82
1995-96	Antonio Daniels	47
1994-95	Shane Kline-Ruminski	27
1993-94	Ray Lynch	35
1992-93	Ray Lynch	35
1991-92	Michael Huger	27
	Vada Burnett	27
1990-91	Joe Moore	54
1989-90	Clinton Venable	46
1988-89	Joe Gregory	40
1987-88	Joe Gregory	32
1986-87	Anthony Robinson	37
1985-86	Brian Miller	37
1984-85	Keith Taylor	49
1983-84	Keith Taylor	58




Falcon All-Americans




Wyndol Gray
1945

Sporting News First Team
NCAA Consensus All-American (First Team)




Don Otten
1946

Converse Second Team




Mac Otten
1949

Helms Foundation
Second Team




Charles Share
1950

AP, UPI, BWAA
Third Team




James Gerber
1953

Converse
Honorable Mention



Al Bianchi
1954

INS, UPI, Colliers
First Team




Jim Darrow
1960

AP, UPI
First Team




Nate Thurmond
1963

Sporting News, UPI First
Team // All-American
(Second Team)




Howard Komives
1964

AP, UPI Third Team




Walt Piatkowski
1968

Converse
Honorable Mention




David Jenkins
1984

AP Honorable Mention



Antonio Daniels
1997

AP Honorable Mention



Keith McLeod
2002

AP Honorable Mention
CollegeInsider.com



MID-MAJOR ALL-AMERICAN

2005 - John Reimold

NCAA POSTGRADUATE SCHOLAR

1965 - Bob Dwors

NATIONAL RANKINGS

1949 - AP (10th)

1962 - AP (8th)

Total weeks in AP poll - 19

(seven weeks in 1948-49, one week in 1949-50, 11 weeks in 1961-62)

NABC ALL-DISTRICT

1950 - Charles Share (1st)
 1952 - James Gerber (HM)
 1954 - Al Bianchi (1st)
 1958 - James Darrow (HM)
 1959 - James Darrow (2nd)
 1960 - James Darrow (2nd)
 1962 - Nate Thurmond (2nd)
 Howard Komives (3rd)
 1963 - Nate Thurmond (2nd)
 Howard Komives (2nd)
 1964 - Howard Komives (1st)
 1967 - Walt Piatkowski (3rd)
 1968 - Walt Piatkowski (3rd)
 1974 - Cornelius Cash (2nd)
 1982 - Marcus Newbern (2nd)
 1991 - Clinton Venable (2nd)
 1995 - Shane Kline-Ruminski (2nd)
 1997 - Antonio Daniels (1st)
 1999 - Anthony Stacey (2nd)
 2000 - Anthony Stacey (1st)
 2002 - Keith McLeod (1st)
 2005 - Josh Almanson (2nd)
 2011 - Scott Thomas (2nd)
 2015 - Richaun Holmes (1st)
 2019 - Justin Turner (1st)
 Demajeo Wiggins (2nd)
 Dylan Frye (2nd)
 2020 - Justin Turner (1st)
 2021 - Justin Turner (1st)

ALL NW OHIO CONFERENCE

--1926--
 Carl Bachman, F (1st)
 Hayden Olds, C (1st)
 Franklin Skibbie, G (1st)
 Art Brand, G (1st)
 Homer Moscoe, F (HM)
 Bob Fries, G (HM)
 --1927--
 Hayden Olds, F (1st)
 Bob Fries, C (1st)
 Wilbur Miller, F (2nd)
 Art Brand, G (2nd)
 Volney Markle, F (HM)
 Herb Fish, G (HM)
 --1931--
 Stuart Hyatt, G (1st)
 Kenneth Gill, G (1st)
 Doyt Perry, F (2nd)
 Ralph Yoder, F (3rd)
 John Swearingen, G (3rd)
 George Thourot, G (HM)

ALL-OHIO CONFERENCE

--1935--
 Paul Shafer, G (AP-HM)
 --1936--
 Cliff Conrad, G (AP-HM)
 Orla Thomas, F (AP-HM)
 --1938--
 Harold Bishop, G (INS-1, AP-2, UPI-3)
 James Zachman, F (UPI-3)

MAC PLAYER OF THE YEAR

1970 - Jim Penix
 1997 - Antonio Daniels
 2000 - Anthony Stacey
 2002 - Keith McLeod

MAC COACH OF THE YEAR

1978 - John Weinert
 1997 - Jim Larranaga
 2009 - Louis Orr

MAC DEFENSIVE PLAYER OF THE YEAR

1997 - DeMar Moore
 2015 - Richaun Holmes

MAC SIXTH MAN OF THE YEAR

2008 - Brian Moten
 2021 - Trey Diggs

MAC FRESHMAN OF THE YEAR

1992 - Shane Kline-Ruminski
 1994 - Antonio Daniels
 1996 - Anthony Stacey

ACADEMIC ALL-AMERICANS

1968 - Al Hairston (3rd Team)
 1969 - John Heft (HM)
 1980 - Joe Faine (2nd Team)
 1988 - Steve Martenet (3rd Team)
 2007 - Matt Lefeld (3rd Team)
 2010 - Marc Larson (2nd Team)

ACADEMIC ALL-DISTRICT

2006 - Matt Lefeld
 2007 - Matt Lefeld
 2009 - Joe Jakubowski
 Marc Larson
 2010 - Joe Jakubowski
 Marc Larson

ACADEMIC ALL-MAC

1967 - Ed Behm, Al Hairston
 1968 - Al Hairston
 Dennis Cavanaugh
 1970 - Dennis Cavanaugh
 1972 - Al Russ
 Dalynn Badenhop
 1973 - Jack Wissman
 1974 - Jack Wissman
 1977 - Dan Hipsher
 1978 - Greg Kampe
 1986 - Steve Martenet
 1987 - Steve Martenet
 1988 - Steve Martenet
 1995 - Jay Larranaga
 1996 - Jay Larranaga
 1997 - Jay Larranaga
 2006 - Matt Lefeld
 2007 - Matt Lefeld
 2008 - Marc Larson
 2009 - Joe Jakubowski
 Marc Larson
 2010 - Joe Jakubowski
 Marc Larson
 2011 - Joe Jakubowski
 2015 - Garrett Mayleben
 2018 - Jeffrey Uju
 2021 - Dylan Swingle
 Justin Turner
 2022 - Trey Diggs
 Isaac Elsasser
 Brenton Mills
 2023 - Isaac Elsasser
 Kaden Metheny
 Brenton Mills



AII-MAC

2022-23 Leon Ayers III	HM	2002-03 Kevin Netter Ron Lewis	HM Freshman	1983-84 David Jenkins Colin Irish	1st Team 2nd Team	1963-64 Howard Komives Tom Baker	1st Team 2nd Team
2021-22 Daeqwon Plowden Daeqwon Plowden	3rd Team Defense	2001-02 Keith McLeod Len Matela Brandon Pardon	1st Team 2nd Team HM	1982-83 David Greer David Jenkins Colin Irish Bill Faine	1st Team 1st Team 2nd Team HM	1962-63 Nate Thurmond Howard Komives	1st Team 1st Team
2020-21 Justin Turner Daeqwon Plowden Kaden Metheny Josiah Fulcher	1st Team 3rd Team Freshman Freshman	2000-01 Keith McLeod Len Matela Josh Almanson	2nd Team HM Freshman	1981-82 Marcus Newbern David Greer David Jenkins	1st Team HM HM	1961-62 Nate Thurmond Howard Komives	1st Team 1st Team
2019-20 Justin Turner Daeqwon Plowden	1st Team 2nd Team	1999-2000 Anthony Stacey Dave Esterkamp Len Matela	1st Team HM HM	1980-81 Joe Faine Colin Irish David Greer Marcus Newbern	2nd Team HM HM HM	1960-61 Nate Thurmond	1st Team
2018-19 Justin Turner Demajeo Wiggins	1st Team 2nd Team	1998-1999 Anthony Stacey Keith McLeod	1st Team Freshman	1979-80 Joe Faine Colin Irish Marcus Newbern Rosie Barnes	2nd Team HM HM HM	1959-60 Jim Darrow	1st Team
2017-18 Demajeo Wiggins Justin Turner Justin Turner	2nd Team HM Freshman	1997-98 Kirk Cowan Tony Reid	HM HM	1978-79 Duane Gray	2nd Team	1958-59 Jim Darrow Chuck McCampbell	1st Team 1st Team
2016-17 Dylan Frye	Freshman	1996-97 Antonio Daniels Anthony Stacey	1st Team HM	1977-78 Duane Gray Ron Hammye	HM HM	1957-58 Jim Darrow Chuck McCampbell	1st Team 2nd Team
2015-16 Spencer Parker	HM	1995-96 Antonio Daniels Jay Larranaga Anthony Stacey Anthony Stacey	2nd Team HM HM Freshman	1976-77 Tommy Harris	1st Team	1956-57 Rex Leach	2nd Team
2014-15 Richaun Holmes	1st Team	1994-95 S. Kline-Ruminski Floyd Miller	1st Team HM	1975-76 Tommy Harris Ron Hammye	2nd Team HM	1955-56 Gene Ray	2nd Team
2013-14 Richaun Holmes	3rd Team	1993-94 S. Kline-Ruminski Shane Komives Antonio Daniels	2nd Team 2nd Team Freshman	1974-75 Cornelius Cash Jeff Montgomery Skip Howard Steve Cooper	1st Team 2nd Team HM HM	1954-55 Bill Rogers	2nd Team
2012-13 A'uston Calhoun Jordan Crawford	2nd Team HM	1992-93 Michael Huger S. Kline-Ruminski	1st Team HM	1973-74 Cornelius Cash	1st Team	1953-54 Al Bianchi Jim Gerber	1st Team 1st Team
2011-12 A'uston Calhoun Scott Thomas	2nd Team 3rd Team	1991-92 Michael Huger Tom Hall S. Kline-Ruminski	2nd Team HM Freshman	1972-73 Cornelius Cash Brian Scanlan	1st Team 2nd Team		
2010-11 Scott Thomas A'uston Calhoun	HM HM	1990-91 Joe Moore Clinton Venable Steve Watson	2nd Team 2nd Team HM	1970-71 Jim Connally Rich Walker	2nd Team 2nd Team		
2009-10 Scott Thomas	HM	1989-90 Clinton Venable Joe Moore	1st Team 2nd Team	1969-70 Jim Penix Dan McLemore	1st Team 1st Team		
2008-09 Nate Miller Brian Moten	1st Team HM	1988-89 Kirk Whiteman	Freshman	1968-69 Dan McLemore	2nd Team		
2007-08 Nate Miller Joe Jakubowski	HM Freshman	1987-88 Anthony Robinson Joe Moore	2nd Team Freshman	1967-68 Walt Piatkowski Al Hairston	1st Team 2nd Team		
2006-07 Martin Samarco Nate Miller	HM HM	1986-87 Frank Booker	HM	1966-67 Walt Piatkowski	2nd Team		
2005-06 Martin Samarco	2nd Team	1985-86 Brian Miller	2nd Team	1965-66 Walt Piatkowski	1st Team		
2004-05 Josh Almanson John Reimold	1st Team 2nd Team	1984-85 Keith Taylor	HM	1964-65 Bob Dwors	1st Team		



BGSU ATHLETICS HALL OF FAME


Player/Coach	Final Season	Induction
Harold Anderson (coach)	1962-63	1966
Carl Bachman	1924-25	1966
Al Bianchi	1953-54	1965
Harold Bishop	1939-40	1987
Wayne Bordner	1946-47	1980
Charles Buckenmeyer	1945-46	1973
Cornelius Cash	1972-75	2009
Antonio Daniels	1996-97	2007
James Darrow	1959-60	1965
Vern Dunham	1948-49	1989
Bob Dwors	1964-65	1998
Crystal Ellis	1956-57	1971
Howard Filiere	1928-29	1969
James Gerber	1953-54	1992
Wyndol Gray	1945-46	1964
David Greer	1982-83	1999
John Hartman	1934-35	1966
Jack Hecker	1955-56	1964
James Inman	1936-37	1966
Dewey Johnson	1945-46	1968
Shane Kline-Ruminski	1994-95	2013
James Knierim	1947-48	1970
Howard Komives	1963-64	1970
Leo Kubiak	1947-48	1974
James Ladd	1953-54	1969
Paul Landis (coach)	1941-42	1966
Jim Lessig (coach/administrator)	1968-69	2015
Robert Long	1950-51	1977
"Duff" Madaras	1939-40	1995
Chuck McCampbell	1958-59	2017
Keith McLeod	2001-02	2016
Jim McDonald	1958-59	2006
Fred Marsh	1932-33	1985
Hayden Olds	1926-27	1983
Don Otten	1945-46	1966
Mac Otten	1948-49	1979
John Payak	1948-49	1974
Doyt Perry	1931-32	1971
Walt Piatkowski	1967-68	1989
Wayne Rudy	1942-43	1974
Charles Share	1949-50	1964
Joseph Siegfert	1947-48	1972
Franklin Skibbie	1925-26	1964
Anthony Stacey	1999-00	2011
Cliff Stevenson	1931-32	1967
Claitus Stough	1919-20	1991
Nate Thurmond	1962-63	1975
Rich Walker	1968-71	1994

The Bowling Green State University basketball family had a double celebration in July, 1985 as two of their own - former player Nate Thurmond and long-time coach Harold Anderson - earned spots in the Basketball Hall of Fame in Springfield, Mass.




Anderson (left) is the winningest coach in BGSU history after pacing the Falcon sideline for 21 years (1942-63) and compiling a 362-185 mark. He guided six teams to the NIT and three squads to the NCAA Tournament. His 1944-45 team finished second in the NIT while his 1948-49 team was third in the same tournament. Under the guidance of Anderson, Bowling Green teams in the 40s were generally regarded as some of

the top teams in the country. He coached 11 players who went on play in the NBA. Anderson passed away in 1967.




Thurmond (left/below) was an All-America center on two MAC championship teams at BGSU earning unanimous first-team All-MAC honors all three seasons. He is the only player in league history to lead the conference in rebounding three consecutive seasons. He is the only consensus NCAA All-American in school history.

He went on enjoy a 12-year NBA career in which he was voted to the All-Star team seven times. He averaged 15 points and 15 rebounds for his career during which he played almost 1,000 games. Thurmond was named one of the top 50 players in NBA history when the league celebrated its half-century anniversary in 1998.







All-Anderson Team




Cornelius Cash
1972-75




Antonio Daniels
1993-97




Bob Dwors
1962-65




David Greer
1979-83



Colin Irish
1979-84




**Shane
Kline-Ruminski**
1991-95




Howard Komives
1961-64




Keith McLeod
1998-2002




Marcus Newbern
1978-82




Jim Penix
1968-70



Walt Piatkowski
1965-68




Anthony Stacey
1995-2000




Nate Thurmond
1960-63

All-Time Head Coaches



F.G. BEYERMAN
6 seasons
(1915-16 to 1920-21)
25-40 (.385)




EARL KRIEGER
1 season
(1921-22)
4-10 (.286)



ALLEN SNYDER
1 season
(1922-23)
9-4 (.692)



R.B. McCANDLELESS
1 season
(1923-24)
3-15 (.167)



WARREN STELLER
1 season
(1924-25)
9-5 (.643)



PAUL LANDIS
17 seasons
(1925-26 to 1941-42)
156-133 (.540)



HAROLD ANDERSON
21 seasons
(1942-43 to 1962-63)
362-185 (.662)

** George Muellich coached the final 13 games of the 1950-51 season and went 5-8 (.385).*




WARREN SCHOLLER
4 seasons
(1963-64 to 1966-67)
43-52 (.453)



BILL FITCH
1 season
(1967-68)
18-7 (.720)



BOB CONIBEAR
3 seasons
(1968-69 to 1970-71)
31-42 (.425)



PAT HALEY
5 seasons
(1971-72 to 1975-76)
62-69 (.473)



JOHN WEINERT
10 seasons
(1976-77 to 1985-86)
146-133 (.523)



JIM LARRANAGA
11 seasons
(1986-87 to 1996-97)
170-144 (.541)



DAN DAKICH
10 seasons
(1997-98 to 2006-07)
156-140 (.527)



LOUIS ORR
7 seasons
(2007-08 to 2013-14)
101-121 (.455)



Chris Jans
1 season
(2014-15)
21-12 (.636)



Michael Huger
8 seasons
(2015-23)
126-125 (.502)



Todd Simon
1 Season
(2023-24 - PR)
0-0 (.000)



All-Time Head Coaches

Year	Record	Coach
1915-16	3-8	F.G. Beyerman
1916-17	2-6	F.G. Beyerman
1917-18	6-5	F.G. Beyerman
1918-19	2-5	F.G. Beyerman
1919-20	4-9	F.G. Beyerman
1920-21	8-7	F.G. Beyerman
6 years	25-40	F.G. Beyerman

Year	Record	Coach
1921-22	4-10	Earl Krieger
1 year	4-10	Earl Krieger

Year	Record	Coach
1922-23	9-4	Allen Snyder
1 year	9-4	Allen Snyder

Year	Record	Coach
1923-24	3-15	R.B. McCandless
1 year	3-15	R.B. McCandless

Year	Record	Coach
1924-25	9-5	Warren Steller
1 year	9-5	Warren Steller

Year	Record	Coach
1925-26	10-3	Paul Landis
1926-27	12-7	Paul Landis
1927-28	9-7	Paul Landis
1928-29	6-11	Paul Landis
1929-30	5-11	Paul Landis
1930-31	10-5	Paul Landis
1931-32	6-12	Paul Landis
1932-33	9-5	Paul Landis
1933-34	10-5	Paul Landis
1934-35	6-9	Paul Landis
1935-36	7-8	Paul Landis
1936-37	4-11	Paul Landis
1937-38	16-4	Paul Landis
1938-39	12-7	Paul Landis
1939-40	16-5	Paul Landis
1940-41	10-11	Paul Landis
1941-42	8-12	Paul Landis
17 years	156-133	Paul Landis



Harold Anderson

Year	Record	Coach
1942-43	18-5	Harold Anderson
1943-44	22-4	Harold Anderson
1944-45	24-4	Harold Anderson
1945-46	27-5	Harold Anderson
1946-47	28-7	Harold Anderson
1947-48	27-6	Harold Anderson
1948-49	24-7	Harold Anderson
1949-50	19-11	Harold Anderson
1950-51 *	10-4 /(5-8)	Anderson/Muellich
1951-52	17-10	Harold Anderson
1952-53	12-15	Harold Anderson
1953-54	17-7	Harold Anderson
1954-55	6-16	Harold Anderson
1955-56	4-19	Harold Anderson
1956-57	14-9	Harold Anderson
1957-58	15-8	Harold Anderson
1958-59	18-8	Harold Anderson
1959-60	10-14	Harold Anderson
1960-61	10-14	Harold Anderson
1961-62	21-4	Harold Anderson
1962-63	19-8	Harold Anderson
21 years	362-185	Harold Anderson

* George Muellich coached the final 13 games of the 1950-51 season in place of Anderson and went 5-8 (.385)

Year	Record	Coach
1963-64	14-9	Warren Scholler
1964-65	9-15	Warren Scholler
1965-66	9-15	Warren Scholler
1966-67	11-13	Warren Scholler
4 years	43-52	Warren Scholler

All-Time Head Coaches



Year	Record	Coach
1967-68	18-7	Bill Fitch
1 year	18-7	Bill Fitch

Year	Record	Coach
1968-69	9-15	Bob Conibear
1969-70	15-9	Bob Conibear
1970-71	7-18	Bob Conibear
3 years	31-42	Bob Conibear

Year	Record	Coach
1971-72	4-20	Pat Haley
1972-73	13-13	Pat Haley
1973-74	15-11	Pat Haley
1974-75	18-10	Pat Haley
1975-76	12-15	Pat Haley
5 years	62-69	Pat Haley

Year	Record	Coach
1976-77	9-18	John Weinert
1977-78	12-15	John Weinert
1978-79	14-13	John Weinert
1979-80	20-10	John Weinert
1980-81	15-12	John Weinert
1981-82	18-11	John Weinert
1982-83	21-9	John Weinert
1983-84	18-10	John Weinert
1984-85	12-15	John Weinert
1985-86	7-20	John Weinert
10 years	146-133	John Weinert

Year	Record	Coach
1986-87	15-14	Jim Larranaga
1987-88	12-16	Jim Larranaga
1988-89	13-15	Jim Larranaga
1989-90	18-11	Jim Larranaga
1990-91	17-13	Jim Larranaga
1991-92	14-15	Jim Larranaga
1992-93	11-16	Jim Larranaga
1993-94	18-10	Jim Larranaga
1994-95	16-11	Jim Larranaga
1995-96	14-13	Jim Larranaga
1996-97	22-10	Jim Larranaga
11 years	170-144	Jim Larranaga

Year	Record	Coach
1997-98	10-16	Dan Dakich
1998-99	18-10	Dan Dakich
1999-2000	22-8	Dan Dakich
2000-01	15-14	Dan Dakich
2001-02	24-9	Dan Dakich
2002-03	13-16	Dan Dakich
2003-04	14-17	Dan Dakich
2004-05	18-11	Dan Dakich
2005-06	9-21	Dan Dakich
2006-07	13-18	Dan Dakich
10 years	156-140	Dan Dakich

Year	Record	Coach
2007-08	13-17	Louis Orr
2008-09	19-14	Louis Orr
2009-10	14-16	Louis Orr
2010-11	14-19	Louis Orr
2011-12	16-16	Louis Orr
2012-13	13-19	Louis Orr
2013-14	12-20	Louis Orr
7 years	101-121	Louis Orr

Year	Record	Coach
2014-15	21-12	Chris Jans
1 year	21-12	Chris Jans

Year	Record	Coach
2015-16	16-18	Michael Huger
2016-17	13-19	Michael Huger
2017-18	16-16	Michael Huger
2018-19	22-12	Michael Huger
2019-20	21-10	Michael Huger
2020-21	14-12	Michael Huger
2021-22	13-18	Michael Huger
2022-23	11-20	Michael Huger
8 years	126-125	Michael Huger

108 years	1447-1245	17 coaches
------------------	------------------	-------------------



Year-By-Year Records

Year	Home	Away	Neutral	Overall	PF	PA	MAC Record
1915-16	3-3	0-5	0-0	3-8	220	337	
1916-17	2-1	0-4	0-1	2-6	188	248	
1917-18	4-1	1-4	1-0	6-5	353	268	
1918-19	2-2	0-2	0-1	2-5	202	234	
1919-20	2-4	2-4	0-1	4-9	264	375	
13-11				3-19	1-3	17-33	
1920-21	6-2	2-5	0-0	8-7	339	329	
1921-22	2-5	2-5	0-0	4-10	319	339	
1922-23	6-1	3-3	0-0	9-4	371	312	
1923-24	2-6	1-9	0-0	3-15	443	502	
1924-25	6-3	3-2	0-0	9-5	392	385	
1925-26	6-1	4-2	0-0	10-3	466	332	
1926-27	10-2	2-5	0-0	12-7	654	590	
1927-28	5-3	4-4	0-0	9-7	551	552	
1928-29	3-8	3-3	0-0	6-11	490	556	
1929-30	3-5	2-6	0-0	5-11	474	544	
49-36				26-44	0-0	75-80	
1930-31	7-1	3-4	0-0	10-5	418	390	
1931-32	3-5	3-7	0-0	6-12	545	547	
1932-33	6-4	3-1	0-0	9-5	492	439	
1933-34	5-2	5-3	0-0	10-5	473	425	
1934-35	4-4	2-4	0-1	6-9	530	558	
1935-36	6-1	1-7	0-0	7-8	467	500	
1936-37	4-3	0-8	0-0	4-11	446	553	
1937-38	9-1	6-3	1-0	16-4	879	726	
1938-39	7-1	4-5	1-1	12-7	764	683	
1939-40	8-2	8-3	0-0	16-5	913	729	
59-24				35-45	2-2	96-71	
1940-41	7-4	3-5	0-2	10-11	827	839	
1941-42	5-5	3-7	0-0	8-12	847	869	
1942-43	13-0	5-5	0-0	18-5	1291	871	
1943-44	11-1	8-3	3-0	22-4	1482	1007	
1944-45	13-0	7-3	4-1	24-4	1869	1377	
1945-46	17-2	4-0	6-3	27-5	2027	1340	
1946-47	15-0	7-6	6-1	28-7	2147	1646	
1947-48	16-0	11-5	0-1	27-6	2327	1542	
1948-49	12-1	6-2	6-4	24-7	2139	1786	
1949-50	12-2	5-4	2-5	19-11	2135	1750	
121-15				59-40	27-17	207-72	

Year	Home	Away	Neutral	Overall	PF	PA	MAC Record
1950-51	10-0	1-5	4-7	15-12	1842	1742	
1951-52	9-4	7-6	1-0	17-10	1957	1833	
1952-53	8-4	4-8	0-3	12-15	1946	1967	
1953-54	10-0	6-5	1-2	17-7	1981	1745	10-3 (2nd)
1954-55	5-7	1-9	0-0	6-16	1510	1751	5-9 (t-5th)
1955-56	3-7	0-10	1-2	4-19	1692	1858	1-11 (7th)
1956-57	10-1	4-8	0-0	14-9	1705	1628	7-5 (4th)
1957-58	10-2	4-6	1-0	15-8	1748	1601	6-6 (4th)
1958-59	9-2	6-5	3-1	18-8	2010	1824	9-3 (t-1st)
1959-60	6-4	3-8	1-2	10-14	1792	1833	6-6 (t-3rd)
80-31				36-70	12-17	128-118	44-43
1960-61	10-4	0-10	0-0	10-14	1633	1580	4-8 (t-5th)
1961-62	11-0	7-3	3-1	21-4	1832	1536	11-1 (1st)
1962-63	10-1	7-3	2-4	19-8	2027	1683	9-3 (1st)
1963-64	12-0	2-9	0-0	14-9	1932	1742	7-5 (3rd)
1964-65	6-5	3-10	0-0	9-15	1794	1956	6-6 (t-3rd)
1965-66	4-8	4-5	1-2	9-15	1824	2036	6-6 (t-3rd)
1966-67	7-4	3-7	1-2	11-13	1890	1901	5-7 (4th)
1967-68	10-0	7-5	1-2	18-7	1877	1723	10-2 (1st)
1968-69	7-5	2-6	0-4	9-15	1935	1896	3-9 (t-6th)
1969-70	9-2	4-5	2-2	15-9	1860	1743	7-3 (t-2nd)
86-29				39-63	10-17	135-109	68-50
1970-71	5-6	1-10	1-2	7-18	1922	2032	2-8 (6th)
1971-72	3-9	1-9	0-2	4-20	1783	2052	1-9 (6th)
1972-73	6-6	6-6	1-1	13-13	1914	1960	7-5 (t-2nd)
1973-74	9-2	4-7	2-2	15-11	1901	1813	7-5 (3rd)
1974-75	9-4	7-4	2-2	18-10	2159	2049	9-5 (t-2nd)
1975-76	7-5	5-7	0-3	12-15	1888	1980	8-8 (t-4th)
1976-77	6-6	3-7	0-5	9-18	2004	1958	5-11 (7th)
1977-78	7-5	5-6	0-4	12-15	1836	1907	10-6 (4th)
1978-79	9-5	3-8	2-0	14-13	2040	2062	6-10 (t-7th)
1979-80	13-1	5-6	2-3	20-10	2133	2075	11-5 (2nd)
74-49				40-70	10-24	124-143	66-72

Year-By-Year Records



Year	Home	Away	Neutral	Overall	PF	PA	MAC Record
1980-81	12-2	3-8	0-2	15-12	1942	1880	10-6 (t-1st)
1981-82	13-1	3-6	2-4	18-11	2153	2006	10-6 (2nd)
1982-83	13-3	6-4	2-2	21-9	2122	1962	15-3 (1st)
1983-84	10-3	7-5	1-2	18-10	2056	1880	11-7 (t-3rd)
1984-85	9-5	2-7	1-3	12-15	1833	1880	6-12 (9th)
1985-86	5-8	2-10	0-2	7-20	1824	2008	5-13 (t-9th)
1986-87	10-3	3-9	2-2	15-14	1920	2056	10-6 (3rd)
1987-88	9-4	2-10	1-2	12-16	1904	1971	7-9 (t-5th)
1988-89 ^	8-5	5-8	0-2	13-15	1858	1952	7-9 (t-5th)
1989-90	10-3	7-7	1-1	18-11	2236	2058	9-7 (t-3rd)
99-37	40-74	10-22	149-133				90-78

1990-91	11-2	4-9	2-2	17-13	2329	2156	9-7 (t-4th)
1991-92	9-4	3-9	2-2	14-15	1893	1855	8-8 (5th)
1992-93	7-5	3-7	1-4	11-16	1749	1800	8-10 (t-6th)
1993-94	12-2	5-7	1-1	18-10	2033	1883	12-6 (t-2nd)
1994-95	12-1	3-10	1-0	16-11	1925	1827	10-8 (t-5th)
1995-96	9-3	4-10	1-0	14-13	1842	1778	9-9 (t-6th)
1996-97	12-1	7-7	3-2	22-10	2643	2378	13-5 (t-1st)
1997-98	7-5	2-11	1-0	10-16	1776	1856	7-11 (t-4th/E)
1998-99	12-2	5-7	1-1	18-10	1980	1824	12-6 (t-3rd/E)
1999-00	12-0	8-7	2-1	22-8	2251	2115	14-4 (1st/E*)
103-25	44-84	15-13	162-122				102-74

2000-01	10-4	5-8	0-2	15-14	2202	2110	10-8 (t-4th/E)
2001-02	13-1	7-6	4-2	24-9	2464	2238	12-6 (2nd/E)
2002-03	8-4	4-10	1-2	13-16	1962	2012	8-10 (4th/W)
2003-04	11-4	2-10	1-3	14-17	2194	2206	8-10 (4th/W)
2004-05	12-3	6-7	0-1	18-11	2023	1990	10-8 (3rd/W)
2005-06	5-8	4-10	0-3	9-21	1978	2142	5-13 (6th/E)
2006-07	8-7	3-10	2-1	13-18	2062	2137	3-13 (6th/E)
2007-08	8-5	4-10	1-2	13-17	1904	2038	7-9 (5th/E)
2008-09	10-4	6-9	3-1	19-14	2126	2020	11-5 (t-1st/E*)
2009-10	9-5	5-11	0-0	14-16	1889	1976	6-10 (6th/E)
94-45	46-91	12-17	152-153				80-92

Year	Home	Away	Neutral	Overall	PF	PA	MAC Record
2010-11	10-5	4-11	0-3	14-19	2116	2215	8-8 (T-5th/E)
2011-12	12-4	4-12	0-0	16-16	2125	2046	9-7 (5th/E)
2012-13	11-5	1-12	1-2	13-19	2010	2033	7-9 (5th/E)
2013-14	7-8	4-11	1-1	12-20	2007	2055	6-12 (6th/E)
2014-15	11-6	10-5	0-1	21-12	2196	2076	11-7 (3rd/E)
2015-16	7-8	7-8	2-2	16-18	2400	2457	5-13 (6th/E)
2016-17	10-7	3-12	0-0	13-19	2355	2453	7-11 (5th/E)
2017-18	9-6	6-9	1-1	16-16	2429	2490	7-11 (4th/E)
2018-19	14-2	5-9	3-1	22-12	2688	2496	12-6 (2nd/E)
2019-20	13-2	5-5	3-3	21-10	2310	2259	12-6 (2nd/E)
104-53	49-94	11-14	164-161				84-90


2020-21	4-7	10-3	0-2	14-12	2015	1939	10-8 (6th)
2021-22	9-7	3-10	1-1	13-18	2488	2495	6-14 (9th)
2022-23	7-9	4-11	0-0	11-20	2355	2434	5-13 (9th)
	20-23	17-24	1-3	38-50			95-117

Years	Home	Away	Neutral	Overall	MAC
108 years	902-378	434-718	111-149	1447-1245	555-534

^ includes forfeit win over Miami (Ohio) on Jan. 18, 1989

PF - points for
 PA - points against
 E - MAC East Division finish
 W - MAC West Division finish

* Falcons finished with the MAC's best overall regular-season record



Harold Anderson won 362 games on the sidelines at BG.



Year-By-Year Records

1915-16

Coach: F.G. Beyerman
Captain: Charles Branigan
Record: 3-8

J8	@ E. Michigan	L	15-33
J13	DEFIANCE	W	26-10
J14	@ Bluffton	L	13-14
J15	WOODVILLE NORM.	W	41-18
J22	@ Woodville Normal	L	10-17
J27	TOLEDO	L	14-16
F3	@ Findlay	L	31-55
F9	FINDLAY	W	20-14
F10	BLUFFTON	L	14-21
F18	E. MICHIGAN	L	22-36
M3	@ Defiance	L	14-53

1916-17

Coach: F.G. Beyerman
Captain: Earl Roberts
Record: 2-6

J18	TOLEDO	L	18-33
J23	@ Kent State	L	22-23
J26	DEFIANCE	L	16-59
F2	@ Findlay	L	31-55
F9	FINDLAY	W	20-14
F23	@ Defiance	L	15-27
F24	@ Toledo	L	13-21
M2	KENT STATE	W	53-16

1917-18

Coach: F.G. Beyerman
Captain: Judson Sayre
Record: 6-5

J10	BG MERCHANTS	W	43-19
J17	@ E. Michigan	L	27-31
J18	@ Adrian	L	21-42
J22	@ Bluffton	L	12-26
J25	@ Findlay	W	30-21
F13	TOLEDO	W	54-10
F15	DEFIANCE	W	26-18
F20	BLUFFTON	W	29-20
M2	ADRIAN (OT)	L	30-31
M8	FINDLAY	W	51-28
M9	@ Toledo	L	30-32

1918-19

Coach: F.G. Beyerman
Captain: Claitus Stough
Record: 2-5

J11	YPSILANTI (EMU)	L	16-61
J17	FINDLAY	W	78-18
J31	BLUFFTON	L	25-33
F11	@ Bluffton	L	11-28
F13	@ Toledo St. John's	L	17-44
F21	TOLEDO ST. JOHN'S	L	25-26
M7	DEFIANCE	W	30-24

1919-20

Coach: F.G. Beyerman
Captain: Clive Treece
Record: 4-9

J9	@ Ypsilanti (EMU)	L	18-38
J14	@ Toledo St. John's	L	15-38
J16	DEFIANCE	L	30-31
J23	@ Findlay	W	25-15
J27	TOLEDO ST. JOHN'S	L	19-43
J29	@ Kent State	W	38-8
F13	@ Defiance	L	20-24
F17	BLUFFTON	W	25-20
F19	KENT STATE	W	21-17
F24	FINDLAY	L	19-25
M1	YPSILANTI (EMU)	L	11-33
M4	@ Bluffton	L	12-47
M9	TOLEDO	L	11-36

1920-21

Coach: F.G. Beyerman
Captain: Albert McMan
Record: 8-7

J12	DEFIANCE	L	20-25
J15	KENT STATE	L	22-27
J21	@ Findlay	L	11-26
J26	TOLEDO	W	25-13
J28	CEDARVILLE	W	30-11
F5	@ Bluffton	L	19-34
F8	@ Toledo	W	21-15
F11	@ Defiance	L	22-27
F16	WILMINGTON	W	24-22
F18	@ Kent State	L	25-27
F25	FINDLAY	W	17-14
F28	PERRYSBURG CITY	W	38-17
M3	@ Wilmington (OT)	W	21-19
M4	@ Cedarville	L	21-31
M22	ALUMNI	W	23-21

1921-22

Coach: E.C. Krieger
Captain: Albert McMan
Record: 4-10

J14	BALDWIN-WALLACE	L	21-36
J20	DEFIANCE	L	20-23
J26	KENT STATE	W	27-10
J27	@ Findlay	W	29-21
F2	@ Ashland	L	22-28
F3	@ Kent State	W	28-19
F4	@ Baldwin-Wallace	L	21-28
F8	TOLEDO	L	15-19
F10	BLUFFTON	L	15-18
F17	ASHLAND (OT)	L	30-31
F22	@ Toledo	L	15-41
F25	@ Defiance	L	20-37
F28	@ Bluffton	L	17-22
M3	FINDLAY	W	39-15

1922-23

Coach: Allen Snyder
Captain: Carl Bachman
Record: 9-4

J10	@ Toledo	W	32-17
J17	@ Toledo St. John's	W	24-20
J19	FINDLAY	W	28-13
J20	TOLEDO	W	27-23
F2	@ Defiance	L	25-30
F3	@ Ashland	L	31-47
F9	BLUFFTON	W	19-18
F14	TOLEDO ST. JOHN'S	W	41-13
F27	BALDWIN-WALLACE	L	29-46
M10	@ Findlay	W	19-17
M14	DEFIANCE	W	35-23
M16	@ Bluffton	L	21-23
M23	ASHLAND	W	40-22

1923-24

Coach: R.D. McCandless
Captain: Clement Premo
Record: 3-15

D15	@ Dayton	L	15-29
J11	@ Toledo	L	19-30
J12	@ Toledo St. John's	L	21-23
J12	@ Detroit City	L	15-31
J18	FINDLAY	W	46-13
J19	BLISS	L	25-28
J23	DAYTON	L	24-30
J25	@ Bluffton	L	22-26
J26	@ Wilmington	L	28-53
F1	DEFIANCE	L	20-25
F2	DETROIT CITY	L	27-32
F8	@ Bliss	L	29-40
F15	@ Baldwin-Wallace	L	25-30
F22	BLUFFTON	L	24-26
F23	TOLEDO ST. JOHN'S	W	39-14
F29	@ Defiance	L	15-22
M5	TOLEDO	L	24-28
M7	@ Findlay	W	29-22

1924-25

Coach: Warren Steller
Captain: Homer Moscoe
Record: 9-5

J9	HUNTINGTON	W	25-20
J10	@ Findlay	W	42-12
J16	@ Detroit City	W	24-18
J21	BLUFFTON	W	30-20
J31	@ Defiance	L	20-42
F4	TOLEDO	L	15-26
F6	DETROIT CITY	W	28-22
F7	@ Toledo St. John's	L	28-37
F14	BLISS (OT)	W	35-32
F19	@ Bluffton	W	21-18
F21	DAYTON	L	15-30
F24	@ Toledo	L	41-48
F28	DEFIANCE	W	27-26
M4	FINDLAY	W	41-34

1925-26

Coach: Paul Landis
Captain: Arthur Brand
Record: 10-3

D19	OHIO NORTHERN	W	35-12
J6	ADRIAN	W	42-16
J9	FINDLAY	W	52-16
J23	@ Bluffton	W	38-18
J29	DEFIANCE	W	25-24
F8	URBANA	L	40-42
F13	@ Defiance	W	33-30
F19	BLUFFTON	W	36-26
F20	@ Oberlin	W	29-16
F26	@ Bliss	L	28-55
F27	@ Urbana	L	26-38
M3	@ Findlay	W	35-16
M5	KENT STATE	W	47-23

1926-27

Coach: Paul Landis
Captain: Hayden Olds
Record: 12-7

D15	HEIDELBERG	W	30-27
D18	OHIO NORTHERN	L	25-38
D21	TOLEDO ST. JOHN'S	W	31-26
J7	@ Bluffton	W	30-19
J8	TOLEDO	W	37-33
J14	@ Wilmington (OT)	L	30-34
J15	@ Dayton	L	26-27
J21	ANTIOCH	W	36-22
J25	@ Findlay	W	41-25
J28	@ Defiance	L	29-32
F2	@ Toledo (OT)	L	45-47
F4	FINDLAY	W	51-36
F8	BLUFFTON	W	29-22
F11	@ Capital	L	27-50
F12	ANTIOCH	W	44-34
F18	WILMINGTON	W	34-31
F25	ASHLAND	W	42-26
F28	DAYTON	L	37-38
M4	DEFIANCE	W	30-23

1927-28

Coach: Paul Landis
Captain: Wilbur Miller
Record: 9-7

WITTENBURG	L	29-49	
@ Ohio Northern	L	27-36	
@ Bliss	L	37-38	
@ Capital	W	41-24	
@ Findlay	W	60-39	
OHIO NORTHERN	L	31-40	
BLUFFTON	W	33-31	
@ Dayton	L	28-48	
ELON	L	30-40	
J27	FINDLAY	W	41-27
F4	@ Toledo	L	29-38
F17	@ Bluffton	W	32-27
F19	DEFIANCE	W	43-28
F24	TOLEDO	W	34-23
F28	@ Defiance	W	35-34
M1	DAYTON	W	31-30

Year-By-Year Records



1928-29

Coach: Paul Landis
Captain: Lloyd Jump
Record: 6-11

D14	BALDWIN-WALLACE	W	23-20
D15	@ Ohio Northern	L	34-35
D19	WITTENBERG	L	23-41
J7	CAPITAL	L	30-39
J8	@ Western Reserve	W	46-44
J11	KENT STATE	L	20-28
J16	@ Findlay	L	32-50
J19	MOUNT UNION	L	29-41
J22	DEFIANCE	L	21-34
J25	@ Bluffton	W	35-27
J30	OHIO NORTHERN	W	42-19
F2	HEIDELBERG	L	17-42
F5	FINDLAY	L	30-33
F8	@ Toledo	W	17-16
F15	BLUFFTON	L	25-26
F20	@ Defiance	L	22-45
F27	TOLEDO	W	44-19

1929-30

Coach: Paul Landis
Captain: Erwin Price
Record: 5-11

D6	KENYON	L	33-38
D13	BALDWIN-WALLACE	L	13-32
D19	CASE	W	31-30
D20	@ Western Reserve	L	28-42
J10	@ Bluffton (OT)	L	31-32
J11	OHIO NORTHERN	L	27-29
J17	FINDLAY	W	36-28
J21	BLUFFTON	W	23-22
J24	@ Mount Union	L	27-48
J25	@ Kent State	L	30-32
J31	@ Ohio Northern	W	38-35
F6	@ Defiance	L	28-40
F11	TOLEDO (OT)	L	27-30
F14	@ Findlay	W	54-40
F20	DEFIANCE	L	24-38
F26	@ Toledo	L	24-28

1930-31

Coach: Paul Landis
Captain: Stuart Hyatt
Record: 10-5

D12	@ Western Reserve	L	32-38
D13	OTTERBEIN (OT)	W	29-27
D17	BALDWIN-WALLACE	L	19-30
J10	@ Detroit City	W	17-15
J13	BLUFFTON	W	26-24
J16	@ Findlay	L	38-42
J20	OHIO NORTHERN	W	23-14
J27	@ Toledo	W	35-33
J31	DETROIT CITY	W	35-24
F4	DEFIANCE	W	38-28
F7	@ Bluffton	L	24-31
F10	FINDLAY	W	29-20
F14	@ Ohio Northern	L	27-30
F17	TOLEDO	W	31-20
F27	@ Defiance	W	15-14

1931-32

Coach: Paul Landis
Captain: Wilbur Miller
Record: 6-12

D11	KENYON	W	38-17
D12	@ Ohio Northern (OT)	W	33-31
D17	@ Hiram	L	20-28
D18	@ Western Reserve	L	30-44
J8	@ Otterbein	L	28-29
J11	BLUFFTON	L	29-39
J14	@ Findlay	L	28-34
J16	MARIETTA	L	22-30
J18	@ Defiance	L	32-33
J22	TOLEDO (OT)	L	26-28
J30	FINDLAY	L	30-45
F8	DEFIANCE	W	44-16
F12	@ Baldwin-Wallace	L	28-29
F13	@ Fenn	L	31-33
F19	@ Bluffton	W	40-19
F20	OHIO NORTHERN	W	33-32
F26	HIRAM	L	25-34
M3	@ Toledo	W	32-25

1932-33

Coach: Paul Landis
Captain: Ralph Yoder
Record: 9-5

D14	BLUFFTON	W	42-28
D17	DETROIT CITY	W	33-31
J7	OTTERBEIN	L	31-47
J10	OHIO NORTHERN	L	28-42
J17	@ Toledo	W	43-35
J20	MARIETTA (2OT)	L	37-42
J28	ALUMNI	W	27-21
F3	BALD-WALLACE	W	32-19
F4	@ Findlay	L	21-33
F9	HEIDELBERG (3OT)	L	39-42
F11	@ Bluffton	W	30-29
F17	@ Ohio Northern	W	32-31
F24	DAYTON	W	51-28
F28	TOLEDO	W	46-21

1933-34

Coach: Paul Landis
Captain: Wilbert Thomas
Record: 10-5

D15	@ Baldwin-Wallace	L	30-43
D16	@ Kent State	W	35-31
D20	BLUFFTON	W	46-13
J12	@ Dayton	L	27-38
J16	TOLEDO	W	29-16
J19	@ Ohio Northern	W	35-31
J23	FINDLAY	L	24-35
J27	ALUMNI	W	39-28
F3	@ Otterbein	W	35-27
F9	MARIETTA	W	34-29
F12	@ Bluffton	W	32-24
F16	HEIDELBERG (OT)	L	23-26
F20	OHIO NORTHERN	W	33-20
F27	@ Toledo	L	16-35
F28	@ Detroit City	W	35-29

1934-35

Coach: Paul Landis
Captain: Kenneth Weber
Record: 6-9

D12	KENT STATE (OT)	W	41-36
D20	@ Ashland (OT)	W	39-35
J10	OTTERBEIN	W	41-35
J15	@ Toledo	L	22-31
J19	MARIETTA	L	32-39
J22	@ Ohio Northern	W	30-22
J26	CAPITAL	L	39-43
F2	ALUMNI	W	47-32
F6	HEIDELBERG	W	46-27
F12	BALDWIN-WALLACE	L	26-44
F15	@ Ohio Chiropody	L	36-43
F16	@ Hiram	L	25-39
F19	OHIO NORTHERN	L	49-56
F21	@ Heidelberg	L	35-46
F27	TOLEDO	L	22-30

1935-36

Coach: Paul Landis
Captain: Orla Thomas
Record: 7-8

D13	FINDLAY	W	33-26
D18	ASHLAND	W	37-26
J10	@ Otterbein	L	18-39
J14	TOLEDO	W	38-23
J17	@ Marietta	L	25-35
J18	@ Capital	L	28-40
J24	OHIO NORTHERN	W	40-39
F7	@ Mount Union	L	24-48
F8	@ Kent State	L	24-27
F12	WITTENBERG	L	25-28
F18	@ Ohio Northern	L	30-38
F19	@ Heidelberg	W	38-32
F24	HEIDELBERG	W	45-36
F26	@ Toledo	L	24-40
F28	HIRAM	W	38-23

1936-37

Coach: Paul Landis
Captain: Clifford Conrad
Record: 4-11

D12	BLUFFTON	W	32-19
D17	@ Ohio Northern (OT)	L	26-27
J8	CAPITAL	L	21-31
J13	OTTERBEIN	L	31-47
J19	OHIO NORTHERN	W	50-49
J22	@ Kent State	L	26-35
J23	@ Hiram	L	25-26
J29	@ Defiance	L	30-36
F3	HEIDELBERG	W	29-27
F6	@ Denison	L	31-47
F11	@ Findlay	L	38-47
F15	DENISON	W	47-39
F18	@ Heidelberg	L	16-38
F23	@ Wittenberg	L	14-50
F25	KENT STATE	L	31-35

1937-38

Coach: Paul Landis
Captain: Harold Conrad
Record: 16-4

D4	GRIFFIN JC	W	50-27
D11	DEFIANCE	W	50-36
D14	OHIO NORTHERN	W	50-42
D17	@ Detroit Tech	W	34-28
J7	MOUNT UNION	W	42-40
J13	@ Heidelberg	L	36-39
J15	HIRAM	W	43-33
J21	KENT STATE	W	49-32
J28	@ Ashland	W	45-44
J29	@ Otterbein	L	34-38
F2	BLUFFTON	W	49-30
F5	@ Capital	W	55-48
F8	@ Ohio Northern	W	49-43
F11	WITTENBERG	L	40-43
F12	@ Cleary JC	W	34-32
F12	@ Michigan Normal	W	32-24
F15	HEIDELBERG	W	56-34
F21	@ Akron	L	29-52
F24	FINDLAY	W	55-39
F24	CLEARY JC	W	47-22

1938-39

Coach: Paul Landis
Captain: Pat Cordisco
Record: 12-7

D2	GRIFFIN JC	W	46-20
D8	BLUFFTON	W	39-34
D14	MICHIGAN NORMAL	W	48-41
D17	@ Kent State	L	33-35
D28	@ Grand Rapids	L	36-46
D29	@ Toledo DeSales	L	42-43
J7	HEIDELBERG	W	31-30
J14	MARIETTA	W	43-39
J20	MOUNT UNION	L	21-34
J21	@ Hiram	L	27-35
J21	DETROIT TECH	W	50-31
J31	@ Defiance	W	49-17
F3	WOOSTER	L	39-48
F7	@ Findlay	W	47-38
F11	@ Wittenberg	L	30-50
F16	@ Youngstown State	W	33-27
F21	CAPITAL	W	54-40
F23	OTTERBEIN	W	39-35
F28	@ Heidelberg	W	57-40



Year-By-Year Records

1939-40

Coach: Paul Landis
Captain: Harold Bishop
Record: 16-5

D2 @ Bluffton	W	48-29
D5 DEFIANCE	W	44-34
D9 YOUNGSTOWN ST	L	31-37
D12 @ Ashland	W	47-37
D15 @ Detroit Tech	L	39-43
D16 @ Grand Rapids	W	57-34
D21 @ Lawrence Tech	W	44-31
J4 @ Michigan Normal	W	39-28
J6 @ Heidelberg	W	57-53
J12 HIRAM	W	29-19
J16 TOLEDO DESALES	W	61-38
J20 @ Capital	L	42-43
J27 @ Wooster	L	33-46
J30 MOUNT UNION	W	34-29
F2 @ Marietta	W	40-36
F3 @ Otterbein	W	44-38
F6 HEIDELBERG	W	53-28
F10 OBERLIN	W	53-36
F13 WITTENBERG	L	40-42
F20 KENT STATE	W	28-26
F27 FINDLAY	W	50-22

1940-41

Coach: Paul Landis
Captain: Dewey Johnson
Record: 10-11

D4 BLUFFTON	W	41-30
D7 LAWRENCE TECH	L	39-45
D10 @ Findlay (OT)	W	45-42
D14 ASHLAND	L	24-30
D20 vs. Akron @ Kent	L	27-30
D21 vs. Kent @ Akron	L	30-33
J8 BALDWIN-WALLACE	W	41-33
J11 CAPITAL	W	47-36
J14 @ Muskingum	L	51-55
J18 MARIETTA	W	38-32
J24 @ Mount Union	L	44-53
J25 @ John Carroll	L	36-37
J30 FINDLAY	W	35-34
F1 @ Hiram	W	47-36
F4 @ Heidelberg	W	53-45
F6 WOOSTER	L	29-52
F8 MICHIGAN NORMAL	L	39-40
F12 @ Toledo DeSales	L	38-44
F18 @ Wittenberg	L	28-57
F20 OTTERBEIN	W	50-46
F25 HEIDELBERG	W	45-30

1941-42

Coach: Paul Landis
Captain: Phil Ricketts
Record: 8-12

D3 BLUFFTON	W	53-28
D6 DETROIT TECH	W	37-32
D13 KENT STATE	W	38-34
D18 @ Michigan Normal	L	37-43
J9 MOUNT UNION	L	38-48
J12 @ Baldwin-Wallace	L	35-45
J16 MUSKINGUM	L	33-44

J20 @ Ashland	W	42-41
J23 HIRAM	W	31-22
J24 @ Wooster	L	39-55
J29 HEIDELBERG	W	57-50
J31 @ Oberlin	L	45-48
F3 @ Findlay	W	54-42
F6 @ Marietta	L	64-70
F7 @ Capital	L	64-72
F10 WITTENBERG	L	45-46
F14 @ Otterbein	L	43-44
F18 JOHN CARROLL	L	28-38
F24 @ Heidelberg	W	32-27
M2 FINDLAY	L	32-40

1942-43

Coach: Harold Anderson
Captain: Mike Kish
Record: 18-5

D5 BLUFFTON	W	57-33
D7 CAMP PERRY	W	73-22
D9 TOLEDO NAVAL	W	64-14
D9 HILLSDALE	W	70-38
D12 ASHLAND	W	63-35
D15 MICHIGAN NORMAL	W	64-47
D17 WAYNE	W	64-41
D21 @ Heidelberg	W	62-41
J7 FINDLAY	W	78-33
J8 @ Ohio Northern	W	70-47
J12 @ Findlay	W	40-23
J16 ROMULUS AIR BASE	W	65-18
J18 OHIO NORTHERN	W	49-28
J19 @ Toledo Naval	W	59-34
J21 @ Youngstown St.	L	53-56
J22 @ Kent State	W	51-39
J29 @ Ohio	L	42-51
J30 @ Muskingum (OT)	L	59-65
F5 @ Akron	L	38-47
F9 BALDWIN-WALLACE	W	52-42
F12 HEIDELBERG	W	58-52
F16 CAMP PERRY	W	36-24
F23 @ Dayton	L	24-41

1943-44

Coach: Harold Anderson
Captain: Joe Sieferth
Record: 22-4
NIT APPEARANCE

D2 TOLEDO NAVAL	W	64-42
D7 CAMP PERRY	W	50-23
D9 FORT HAYES	W	66-40
D11 TOLEDO SUN OIL	W	49-26
D11 CLEVELAND NAVAL	W	64-27
D11 OHIO NORTHERN	W	59-25
D13 GROSSE ILE NAVAL	W	52-32
D16 @ Great Lakes	L	41-63

D18 OHIO	W	69-47
J4 @ Oberlin	W	73-42
J6 CAMP ELLIS	W	53-38
J8 DENISON	W	53-39
J12 @ Patterson Field	W	39-29
J14 @ Grosse Ile Naval	W	48-40
J18 PATTERSON FIELD	W	54-30
J22 @ Case	W	84-54
J26 OHIO WESLEYAN	W	66-26
J29 BLUFFTON	W	56-35
J29 OHIO NORTHERN	W	68-46
J31 @ Toledo Naval	W	63-28
F1 GREAT LAKES	L	37-44
F9 @ Denison	L	55-71
F11 @ Baldwin-Wallace	W	44-26
F18 @ Miami	W	59-49
F19 @ Ohio Wesleyan	W	76-39
M16 vs. St. John's %	L	40-44

% NIT - Madison Square Garden (N.Y.)

1944-45

Coach: Harold Anderson
Captains: Donald Otten & Wyndol Gray
Record: 24-4
NIT APPEARANCE

D4 LOCKBOURNE BASE	W	75-43
D7 CAMP PERRY	W	103-36
D9 vs. W. Kentucky ^	W	52-51
D11 CRILE HOSPITAL	W	63-36
D16 @ Ohio	W	57-45
D18 @ Romulus Air Base	W	65-50
D21 ROMULUS AIR BASE	W	60-35
J2 ASSUMPTION	W	67-36
J6 @ Oberlin	W	66-58
J10 @ Denison	W	69-45
J13 CASE	W	68-37
J15 @ Great Lakes	L	57-80
J19 vs. Long Island +	W	72-51
J24 OHIO WESLEYAN	W	78-46
J27 BALDWIN-WALLACE	W	70-48
J30 DENISON	W	51-40
F1 CAMP PERRY	W	90-43
F3 vs. Fort Knox ^	W	69-53
F6 OBERLIN	W	68-53
F10 vs. Westminster &	W	78-57
F14 @ Ohio Wesleyan	W	67-53
F20 GREAT LAKES	W	64-59
F23 @ Baldwin-Wallace	L	54-57
F24 @ Case	W	74-42
M17 vs. Rens. Poly Tech. %	W	60-45
M21 vs. St. John's %	W	57-44
M26 vs. DePaul %	L	54-71
M29 vs. New York Univ. #	L	61-63

^ Cincinnati, Ohio
+ Boston Garden - Boston, Massachusetts
& Buffalo, New York
% NIT - Madison Square Garden (N.Y.)
NIT Red Cross Charity Game - Madison Square Garden (N.Y.)

1945-46

Coach: Harold Anderson
Captain: Donald Otten
Record: 27-5
NIT APPEARANCE

N29 ROMULUS AIR BASE	W	57-38
D4 BLUFFTON	W	83-21
D4 OHIO NORTHERN	W	84-33
D7 TOLEDO NAVAL	W	42-28
D7 HILLSDALE	W	66-29
D8 vs. E. Kentucky ^	W	64-44
D10 CRILE HOSPITAL	W	60-31
D10 DEFIANCE	W	75-34
D12 vs. DePaul !	L	54-59
D17 VALPARAISO	W	54-51
D22 OREGON	W	78-36
D29 @ Long Island	W	51-49
J1 vs. Western Ontario #	W	63-30
J3 GREAT LAKES	L	50-52
J5 PUERTO RICO	W	65-33
J7 W. MICHIGAN	W	56-37
J10 vs. Holy Cross +	L	63-69
J12 @ Gannon	W	63-42
J18 DAYTON	W	68-37
J19 OHIO	W	49-41
J23 vs. Valparaiso \$	W	72-49
J26 XAVIER	W	58-43
J30 FINDLAY	W	63-33
F2 Camp Atterbury ^	L	55-61
F4 JOHN CARROLL	W	93-27
F8 vs. Hamline &	W	50-35
F9 vs. Oklahoma A&M &	W	48-37
F14 @ Hillsdale	W	80-38
F15 @ Great Lakes	W	59-49
F26 FINDLAY	W	66-34
M2 @ W. Michigan	W	59-58
M14 vs. Rhode Island (OT) %	L	79-82

^ Cincinnati, Ohio
! Invitational Tournament - Chicago Stadium Chicago, Illinois
Buffalo, New York
+ Boston Garden - Boston, Massachusetts
\$ Fort Wayne, Indiana
& Chicago Stadium - Chicago, Illinois
% NIT - Madison Square Garden (N.Y.)

Year-By-Year Records



1946-47

Coach: Harold Anderson
Captain: Howard Martin
Record: 28-7

N26	TIFFIN	W	46-42
D3	KENT STATE	W	63-47
D5	DEFIANCE	W	71-37
D5	OHIO NORTHERN	W	88-39
D7	@ C. Michigan	W	65-58
D9	PEPPERDINE (OT)	W	60-58
D11	BLUFFTON	W	57-45
D11	KALAMAZOO	W	57-47
D14	W. KENTUCKY	W	39-37
D14	WILMINGTON (OH)	W	75-41
D17	@ Boston College	W	55-54
D19	@ CC of New York	L	45-52
D21	@ Syracuse (OT)	L	70-72
D30	ALBION	W	63-29
D31	@ Loyola	L	40-49
J2	@ Western Kentucky	L	43-62
J4	LOYOLA	W	66-59
J8	@ W. Michigan	L	42-53
J11	@ Xavier	L	43-45
J17	vs. Baldwin-Wallace *	W	60-44
J18	GANNON	W	66-44
J18	HAVANA	W	69-37
J24	@ Ohio	W	65-47
J25	@ Dayton	W	67-50
J31	vs. Loyola ^	L	45-54
F1	vs. DePaul ^	W	59-47
F7	YOUNGSTOWN ST.	W	60-52
F8	W. MICHIGAN	W	69-52
F11	@ Findlay	W	72-41
F15	C. MICHIGAN	W	69-38
F21	XAVIER	W	62-48
F22	@ Valparaiso	W	73-53
F28	vs. John Carroll *	W	77-49
M1	VALPARAISO	W	66-38
M3	FINDLAY	W	80-26

* Cleveland Arena - Cleveland, Ohio
 ^ Chicago Stadium - Chicago, Illinois

1947-48

Coach: Harold Anderson
Captain: Leo Kubiak
Record: 27-6
NIT APPEARANCE

D1	TIFFIN	W	84-17
D1	DEFIANCE	W	75-23
D3	ASSUMPTION	W	80-28
D3	BLUFFTON	W	73-43
D8	BLISS	W	95-42
D8	DETROIT TECH	W	102-31
D13	@ CC of New York	W	72-68
D15	@ Duquesne	L	44-50
D19	OHIO	W	67-49
D20	TEXAS CHRISTIAN	W	47-34
D22	SOUTH CAROLINA	W	95-73
D29	W. KENTUCKY	W	75-64
D31	@ Loyola	L	50-53
J3	BROWN	W	80-44

J5	ALBION	W	81-46
J9	XAVIER	W	54-36
J10	LOYOLA	W	68-61
J13	@ Findlay	W	66-30
J17	@ Marquette	L	66-69
J31	@ Youngstown St.	W	75-26
F3	@ Xavier (OT)	L	49-51
F4	@ Western Kentucky	L	52-66
F6	DAYTON	W	71-68
F10	@ Boston College	W	74-48
F12	@ American Int'l.	W	96-46
F14	@ Syracuse	W	63-53
F16	vs. Kent State ^	W	62-46
F20	vs. Baldwin-Wallace *	W	88-51
F21	MARQUETTE	W	74-55
F27	vs. John Carroll *	W	64-31
F28	@ Toledo	W	42-38
M1	FINDLAY	W	90-33
M11	vs. Saint Louis %	L	53-69

^ Toledo, Ohio
 * Cleveland Arena - Cleveland, Ohio
 % NIT - Madison Square Garden (N.Y.)

NOTE: Beginning with the 1948-49 season, Associated Press rankings for both BG and opponents are listed for games in which teams were ranked (BG's rank listed in (bold) next to date of the game; opponents' rank listed in () before the opponents' name).

1948-49

Coach: Harold Anderson
Captain: Mac Otten
Record: 24-7
NIT APPEARANCE

D1	BLUFFTON	W	73-26
D1	HILLSDALE	W	87-46
D4	vs. Long Island ^	W	97-64
D11	@ Western Kentucky	L	51-60
D14	vs. Holy Cross (OT) +	L	68-72
D17	vs. Loyola (OT) #	L	62-65
D18	vs. Valparaiso #	W	72-44
D21	SOUTH CAROLINA	W	83-54
D28	BELOIT	W	77-62
D31	@ Loyola	L	38-60
J1	@ Xavier	W	65-53
J5	@ Kent State	W	70-63
J7	vs. Baldwin-Wallace *	L	60-73
J11	vs. Kentucky *	L	61-63
J15	MARQUETTE	W	79-56
J29	DUQUESNE	W	62-48
F1 (14)	XAVIER	W	59-55
F5 (14)	(7) VILLANOVA	W	57-46
F8 (14)	LASALLE	W	57-45
F11 (14)	vs. John Carroll *	W	83-58
F12 (14)	(16) W. KENTUCKY	W	72-58
F14 (14)	@ Marquette	W	59-56
F18 (10)	@ Ohio	W	77-63
F19 (10)	@ Dayton	W	56-38
F23 (9)	@ Toledo	W	65-60
F26 (9)	(12) LOYOLA	W	85-72
M1 (9)	vs. Toledo &	W	86-62
M13 (9)	vs. St. John's %	W	77-64

M14 (9)	vs. (3) Saint Louis %	W	80-74
M17 (9)	vs. (8) San Francisco %	L	39-49
M19 (9)	vs. (7/10) Bradley %	W	82-77

^ Madison Square Garden - New York, N.Y.
 + Boston Garden - Boston, Massachusetts
 # Toledo, Ohio
 * Cleveland Arena - Cleveland, Ohio
 & Toledo Sports Arena - Toledo, Ohio
 % NIT - Madison Square Garden, N.Y.

- BG was ranked in each of the last two months of the season - Feb. & March. The Falcons were ranked as high as ninth in the nation in the AP poll on March 1 & 10th on March 8.

1949-50

Coach: Harold Anderson
Captain: Charles Share
Record: 19-11

D1	TIFFIN	W	111-32
D1	HILLSDALE	W	99-40
D5	BLUFFTON	W	72-39
D5	GUST. ADOLPHUS	W	73-41
D8	vs. W. Kentucky !	L	57-78
D16	vs. Evansville \$	L	71-73
D16	vs. E. Kentucky +	L	55-64
D17	vs. Tampa +	W	69-48
D19	WILLIAM & MARY	W	74-58
D22	LOYOLA (CALIF.)	W	75-37
D27	PEPPERDINE	W	59-41
D28	vs. Holy Cross *	L	70-71
D31	@ Loyola	W	63-59
J2	BRIGHAM YOUNG	W	75-50
J5 (19)	vs. (4) Long Island ^	L	63-66
J7 (19)	(18) LaSalle #	L	62-72
J11	@ Toledo	W	57-54
J16	OHIO	W	74-54
J24	DAYTON	W	81-56
F3	vs. San Jose State =	L	48-49
F4	vs. St. Mary's =	W	84-61
F6	Loyola (Calif.) ~	W	67-64
F9	vs. (11) W. Kentucky *	L	87-103
F11	LOYOLA	L	65-67
F17	Baldwin-Wallace *	W	78-66
F22	vs. (14) Toledo &	L	55-58
F24	LAWRENCE TECH	W	75-65
F28	OKLAHOMA CITY	W	64-44
M3	@ Beloit (OT)	L	79-85
M4	vs. DePaul ++	W	73-55

! Louisville Armory - Louisville, Kentucky
 \$ Owensboro, Kentucky
 + Toledo Fieldhouse - Toledo, Ohio
 * Cleveland Arena - Cleveland, Ohio
 ^ Madison Square Garden - New York, N.Y.
 # Philadelphia Convention Hall - Philadelphia, Pennsylvania
 = San Francisco Cow Palace - San Francisco, California
 ~ Hollywood Pan-Pacific Auditorium - Los Angeles, California
 & Toledo Sports Arena - Toledo, Ohio
 ++ Chicago Stadium - Chicago, Illinois
 ## - BG was ranked 19th in the nation on Jan. 5 and 7 versus Long Island & LaSalle.

1950-51

Coach: Harold Anderson
Captains: Eli Joyce & Robert Long
Record: 15-12

D2	GUST. ADOLPHUS	W	70-47
D6	@ Dayton	L	45-57
D11	TAMPA	W	75-70
D13	ARKANSAS STATE	W	74-51
D15	MIAMI	W	73-50
D18	TEXAS TECH	W	79-60
D22	vs. Ohio !	W	74-69
D23	vs. Miami !	W	64-57
D29	vs. Holy Cross *	W	68-67
D30	COLBY	W	79-53
J1	@ Loyola	L	63-69
J4	vs. (4) Long Island ^	L	63-69
J6	vs. LaSalle #	L	57-85
J11	@ (18) Toledo	W	66-59
J13	LOYOLA	W	78-63
J15	MARQUETTE	W	72-66
J20	vs. Western Kentucky \$	L	68-69
F3	KENT STATE	W	84-65
F8	vs. Baldwin-Wallace *	L	59-76
F10	@ Lawrence Tech	L	53-60
F12	vs. Holy Cross +	L	65-82
F14	JOHN CARROLL	W	72-49
F17	@ Ohio	L	66-70
F21	vs. Toledo &	L	62-63
F24	vs. DePaul =	W	80-78
F26	@ Marquette	L	56-60
M5	vs. W. Kentucky &	L	77-78

! State Tournament - Kent, Ohio
 * Cleveland Arena - Cleveland, Ohio
 ^ Madison Square Garden - New York, N.Y.
 # Philadelphia Convention Hall - Philadelphia, Pennsylvania
 \$ Owensboro, Kentucky
 + Boston Garden - Boston, Massachusetts
 & Toledo Sports Arena - Toledo, Ohio
 = Chicago Stadium - Chicago, Illinois



Year-By-Year Records

1951-52

Coach: Harold Anderson
Captains: Jerry Kempter & Steve Galleti
Record: 17-10

D1	GUST. ADOLPHUS	W	76-63
D3	HILLSDALE	W	77-42
D8	@ Western Kentucky	L	57-89
D10	@ Duquesne	L	52-70
D14	NIAGARA	W	70-58
D17	LOYOLA OF SOUTH	W	94-69
D29	HAMLIN	W	83-68
D31	@ Loyola	L	77-83
J2	vs. Dartmouth *	W	76-68
J5	DUQUESNE	L	68-79
J9	@ Toledo (OT)	W	54-53
J12	LOYOLA	W	63-59
J18	OHIO	W	90-74
J19	@ Miami	L	56-70
J26	WESTERN ONTARIO	W	76-60
J29	@ N.C. State	W	72-67
J30	@ Stetson	L	67-71
F1	@ Miami (Fla.)	W	78-67
F2	@ Loyola of South	W	63-49
F9	MARQUETTE	L	74-75
F12	(11) DAYTON	L	68-70
F16	@ Kent State	W	89-79
F20	TOLEDO (OT)	L	57-61
F25	@ Marquette	W	68-67
F28	@ Baldwin-Wallace	W	95-71
M1	vs. Loyola ^	W	82-69
M3	(18) W. KENTUCKY	L	75-82

* Toledo Sports Arena - Toledo, Ohio

^ Chicago Stadium - Chicago, Illinois

1952-53

Coach: Harold Anderson
Captain: James Gerber
Record: 12-15

N29	@ Hamline (OT)	L	73-75
D3	HILLSDALE	W	92-48
D5	GUST. ADOLPHUS	W	83-78
D8	@ Niagara	L	55-65
D12	DUQUESNE	L	56-57
D18	LAWRENCE TECH	L	62-73
D29	@ (19) Oklahoma City!	L	58-65
D30	vs. Penn State !	L	56-67
D31	vs. (8) Tulsa !	L	75-79
J3	@ Bradley	L	78-81
J9	@ Detroit	W	88-84
J10	@ Western Ontario	W	76-61
J14	@ Toledo	W	80-73
J17	JOHN CARROLL	W	87-71
J19	MIAMI	L	71-90
J24	@ Ohio	L	58-71
F2	@ (9) W. Kentucky	L	60-71
F3	@ Loyola	W	70-66
F7	KENT STATE	W	81-63
F11	TOLEDO	L	50-65
F13	LOYOLA OF SOUTH	W	88-75
F16	@ Duquesne	L	63-92

F19	BALDWIN-WALLACE	W	88-67
F21	vs. Marquette *	L	67-90
F23	(9) W. KENTUCKY	W	86-82
F26	@ Dayton	L	56-81
M2	LOYOLA	W	89-77

! All College Tournament - Oklahoma City, Oklahoma

* Milwaukee Arena - Milwaukee, Wisconsin

1953-54

Coach: Harold Anderson
Captains: Al Bianchi & James Gerber
Record: 17-7
10-3 MAC // Second NIT APPEARANCE

D3	DETROIT	W	78-53
D8	@ Kent State	W	92-67
D11	@ Miami (OT)	L	79-82
D16	WESTERN RESERVE	W	91-60
D19	@ W. Michigan	L	78-85
J2	@ Loyola	W	79-65
J5	LAWRENCE TECH	L	60-67
J9	WESTERN ONTARIO	W	98-55
J13	@ Toledo	W	78-66
J16	@ John Carroll	W	84-79
J22	@ Ohio	W	78-72
J23	@ Marshall	L	87-91
J30	MARQUETTE	W	86-79
F1	(4) W. Kentucky ^	L	82-94
F6	Marshall	W	100-70
F9	vs. Toledo *	W	75-71
F13	OHIO	W	78-74
F16	@ Western Reserve	W	59-50
F19	MIAMI	W	96-72
F22	@ (1) Duquesne	L	52-79
F25	(16) DAYTON	W	107-73
M1	W. MICHIGAN	W	95-62
M6	vs. (12) Wichita %	W	88-84
M8	vs. (3) W. Kentucky %	L	81-95

^ Louisville, Kentucky

* Toledo Sports Arena - Toledo, Ohio

% NIT - Madison Square Garden (New York)

1954-55

Coach: Harold Anderson
Captain: William Rogers
Record: 6-16
5-9 MAC // Fifth

D1	HILLSDALE	L	68-71
D4	WESTERN ONTARIO	W	80-57
D6	@ Detroit	L	60-91
D10	MIAMI	L	75-78
D11	@ Dayton	L	39-109
D14	WESTERN RESERVE	W	80-69
D17	LOYOLA	L	63-82
J4	@ Western Reserve	W	86-83
J8	@ Miami	L	55-89
J12	@ Toledo	L	69-75

J18	@ W. Michigan	L	76-88
J22	OHIO	W	77-69
J28	W. KENTUCKY	L	69-89
F2	KENT STATE	L	64-73
F5	DUQUESNE	L	54-64
F9	vs. Toledo *	W	61-58
F12	@ Marquette	L	56-101
F14	MARSHALL	L	89-91
F18	@ Ohio	L	70-81
F19	@ Marshall	L	69-91
F22	W. MICHIGAN	W	80-68
F28	@ Kent State (OT)	L	70-74

* Toledo Sports Arena - Toledo, Ohio

1955-56

Coach: Harold Anderson
Captains: Eugene Ray
Record: 4-19
1-11 MAC // Seventh

D3	FINDLAY	W	84-80
D7	W. MICHIGAN (2OT)	W	93-89
D10	MIAMI	L	72-93
D13	DETROIT	L	60-76
D17	@ Western Ontario	L	66-71
D19	HILLSDALE	W	81-53
D27	vs. Eastern Kentucky !	L	65-94
D28	vs. Morehead !	L	79-111
D29	vs. Arizona !	W	92-75
D31	@ Loyola	L	68-77
J4	@ W. Michigan	L	63-82
J7	@ Miami	L	65-74
J11	vs. Toledo *	L	69-71
J14	KENT STATE	L	70-72
J16	@ Duquesne	L	54-76
J21	OHIO (2OT)	L	81-83
F4	@ Western Kentucky	L	57-70
F8	@ Toledo	L	60-73
F10	MARSHALL	L	85-87
F14	CANISIUS	L	72-85
F18	@ Ohio	L	74-78
F20	@ Marshall	L	91-95
F29	@ Kent State	L	91-93

! Kentucky Invitational - Louisville, Kentucky

* Toledo Sports Arena - Toledo, Ohio

1956-57

Coach: Harold Anderson
Captain: Crystal Ellis
Record: 14-9
7-5 MAC // T-Third

D1	WESTERN ONTARIO	W	90-53
D3	HILLSDALE	W	89-54
D6	DUQUESNE	W	59-51
D8	@ Miami	L	55-76
D11	@ Detroit	W	67-66
D15	@ DePaul	W	87-81
D17	KENT STATE	W	88-66
D19	@ W. Michigan	W	91-72
D21	@ Brigham Young	L	56-73

D22	@ Brigham Young	L	69-78
J5	MIAMI	L	59-83
J9	@ Toledo	W	56-46
J12	OHIO	W	80-69
J14	MARSHALL	W	80-75
J16	W. MICHIGAN	W	94-82
F2	@ Marquette	L	67-70
F6	LOYOLA	W	83-75
F8	@ Ohio	L	80-91
F9	@ Marshall	L	66-87
F13	vs. Toledo (OT) *	W	72-68
F19	@ Kent State	L	75-80
F23	@ Canisius	L	70-83
F27	FINDLAY	W	72-49

* Toledo Sports Arena - Toledo, Ohio

1957-58

Coach: Harold Anderson
Captain: James McDonald
Record: 15-8
6-6 MAC // Fourth

D2	FINDLAY	W	98-58
D4	HILLSDALE	W	86-52
D7	MIAMI	L	64-70
D10	DEPAUL	W	82-69
D12	CANISIUS	W	78-65
D14	OHIO	W	65-60
D17	@ Duquesne (OT)	W	81-77
J4	@ Western Ontario	W	86-60
J8	W. MICHIGAN	W	104-74
J15	TOLEDO	W	67-65
J18	@ Miami	L	74-76
J23	DETROIT	W	73-72
J25	@ Western Kentucky	L	65-83
J28	@ Kent State	L	51-60
F7	MARSHALL	L	74-76
F8	vs. Wheaton *	L	73-90
F12	@ Toledo (OT)	W	74-69
F14	@ Marshall	L	87-101
F15	@ Ohio (OT)	L	82-84
F17	MARQUETTE	W	91-76
F19	KENT STATE	W	53-43
F25	@ Loyola	W	65-63
F26	W. MICHIGAN	W	75-58

* Chicago Stadium - Chicago, Illinois

Year-By-Year Records



1958-59

Coach: Harold Anderson
Captains: James McDonald & Charles McCampbell
Record: 18-8
9-3 MAC // T-First
MAC CO-CHAMPIONS
NCAA TOURNAMENT

D2	@ Hillsdale	W	102-64
D6	@ Miami	L	58-59
D9	DUQUESNE	W	75-61
D13	@ DePaul	L	70-73
D26	vs. Wichita !	W	85-81
D27	vs. Duquesne !	L	65-69
D28	vs. (10) Xavier !	W	92-71
J3	@ Canisius	W	86-76
J5	WESTERN ONTARIO	W	78-44
J7	@ W. Michigan	W	86-65
J10	W. KENTUCKY	W	76-61
J14	@ Toledo	W	72-64
J17	MIAMI (OT)	L	68-70
J20	KENT STATE	W	68-59
J24	@ Detroit	L	79-85
F4	@ (12) Marquette	L	62-73
F7	@ Marshall (3OT)	W	88-85
F11	TOLEDO	W	77-68
F14	@ Ohio	L	67-89
F16	@ Kent State	W	60-53
F18	W. MICHIGAN	W	88-84
F21	OHIO	W	80-67
F23	LOYOLA	W	86-70
F28	MARSHALL	W	94-81
M7	vs. Miami +	W	76-63
M10	vs. (20) Marquette %	L	71-89

! All College Tournament - Oklahoma City, Oklahoma
 + MAC Playoff - Dayton, Ohio
 % NCAA Tournament - Lexington, Kentucky

1959-60

Coach: Harold Anderson
Captains: James Darrow
Record: 10-14
6-6 MAC // Fourth

D1	HILLSDALE	W	99-31
D3	@ Michigan St.	L	67-96
D8	CANISIUS	W	80-71
D10	DEPAUL	L	68-74
D12	@ Bradley	L	72-99
D28	vs. Tulsa !	W	61-58
D29	@ Oklahoma City (OT)!	L	78-80
D30	vs. Wichita !	L	82-84
J2	@ Duquesne	L	65-71
J6	@ W. Michigan	L	60-63
J9	OHIO	L	72-86
J13	(18) TOLEDO (OT)	W	86-82
J16	MIAMI	W	73-62
J19	@ Kent State	W	76-74
J23	@ Western Kentucky	L	61-85
F2	@ Marshall	L	75-85
F6	@ Miami	W	93-89

F10	@ (11) Toledo	L	56-76
F17	KENT STATE	W	85-71
F20	@ Ohio	L	70-85
F24	(18) W. MICHIGAN	L	85-87
F27	MARSHALL	W	90-86
F29	@ Loyola	W	70-67
M5	DETROIT	L	68-71

! All College Tournament - Oklahoma City, Oklahoma

1960-61

Coach: Harold Anderson
Captain: James Routson
Record: 10-14
4-8 MAC // T-Fifth

D1	HILLSDALE	W	79-45
D3	@ Canisius	L	52-70
D5	MICHIGAN ST.	L	67-70
D8	WESTERN ONTARIO	W	56-36
D10	@ Notre Dame	L	50-61
D12	DUQUESNE	W	68-65
D14	@ DePaul	L	60-62
D30	L.A. STATE	L	78-82
J4	W. MICHIGAN	W	78-56
J7	OHIO	L	61-62
J11	@ Toledo	L	66-68
J14	@ Miami	L	62-72
J17	KENT STATE	W	58-56
J21	W. KENTUCKY	W	74-62
J28	@ Marshall	L	58-64
F1	LOYOLA	W	66-65
F4	MIAMI	W	84-70
F8	TOLEDO	W	67-63
F14	@ Kent State	L	66-73
F18	@ Ohio	L	72-74
F20	MARSHALL	L	60-67
F25	@ W. Michigan	L	80-86
F27	FINDLAY	W	95-54
M1	@ Detroit	L	76-97

1961-62
Coach: Harold Anderson
Captain: Robert Dawson
Record: 21-4
11-1 MAC // First
MAC CHAMPIONS
NCAA TOURNAMENT

D2	BRADLEY	W	78-63
D4	HILLSDALE	W	85-41
D6	CANISIUS	W	74-66
D9	@ Western Ontario	W	94-43
D12	@ Duquesne	L	44-68
D14	@ Michigan	W	77-67
D27	vs. Seattle !	W	70-61
D28	vs. (8) Wichita !	W	69-68
D29	vs. Houston !	W	47-45
J3 (10)	@ W. Michigan	W	73-72
J6 (10)	@ Ohio	W	64-62
J10 (9)	TOLEDO	W	66-60
J13 (9)	MIAMI	W	85-73

J16 (8)	@ Kent State	W	68-56
J20 (8)	MARSHALL	W	68-55
F3 (8)	@ Miami	W	94-61
F7 (8)	@ Toledo	L	59-70
F10 (8)	@ Marshall	W	73-70
F13 (10)	KENT STATE	W	82-70
F17 (10)	OHIO	W	83-58
F21 (7)	DEPAUL	W	83-51
F24 (7)	W. MICHIGAN	W	84-64
F27 (7)	DETROIT	W	89-55
M1 (7)	@ Loyola	L	68-81
M12 (8)	Butler %	L	55-56

! All College Tournament - Oklahoma City, Oklahoma
 % NCAA Tournament - Lexington, Kentucky

- BG was ranked in the top-10 in each of the last 16 weeks of the season and was ranked as high as No. 7 in February and March.

1962-63

Coach: Harold Anderson
Captain: Nate Thurmond
Record: 19-8
9-3 MAC // First
MAC CHAMPIONS
NCAA TOURNAMENT

D1	HILLSDALE	W	102-53
D8	WESTERN ONTARIO	W	97-46
D12	MIAMI	W	86-36
D15	@ Western Kentucky	W	83-58
D26	vs. St. Joseph's !	L	57-58
D28	vs. Manhattan !	W	80-73
D29	@ LaSalle (OT) !	L	67-74
J2	W. MICHIGAN	W	70-60
J5	OHIO	L	56-61
J9	@ Toledo	L	56-60
J12	@ Miami	L	57-62
J15	KENT STATE	W	88-71
J19	@ Marshall	W	93-77
J28	@ DePaul	L	53-55
J31	@ St. John's	W	63-55
F2	@ Canisius	W	60-59
F6	TOLEDO	W	80-48
F9	@ Ohio	W	66-62
F13	@ Kent State	W	59-55
F16 (2)	LOYOLA	W	92-75
F18	NOTRE DAME	W	67-58
F23	@ W. Michigan	W	82-75
F25	MARSHALL	W	114-86
M2	DUQUESNE	W	95-59
M11	vs. Notre Dame %	W	77-72
M15	vs. (8) Illinois %%	L	67-70
M16	vs. (6) Miss. State %%	L	60-65

! Quaker City Tournament - Philadelphia, Pa.
 % NCAA Tournament - Evanston, Ill.
 %% NCAA Tournament - East Lansing, Mich.

1963-64

Coach: Warren Scholler
Captain: Howard Komives
Record: 14-9
7-5 MAC // Third

D4	HILLSDALE	W	98-56
D7	@ Michigan St.	L	81-104
D10	@ Notre Dame	L	65-79
D14	@ Miami	L	61-68
D30	WITTENBERG	W	67-58
J4	@ Ohio	L	79-88
J8	TOLEDO	W	80-76
J11	@ W. Michigan	L	85-95
J14	@ Kent State	L	63-75
J18	MIAMI	W	59-54
J25	FINDLAY	W	107-78
F1	@ Western Ontario	W	87-37
F5	@ Toledo	L	71-90
F8	OHIO (OT)	W	76-69
F12	KENT STATE	W	82-68
F15	NIAGARA	W	104-67
F18	@ Loyola	L	83-92
F22	W. MICHIGAN	W	101-81
F24	MARSHALL	W	106-87
F26	CANISIUS	W	94-62
F29	@ Detroit	L	88-104
M5	(8) DEPAUL	W	89-80
M7	@ Marshall	W	106-72

1964-65

Coach: Warren Scholler
Captain: Robert Dwors
Record: 9-15
6-6 MAC // T-Third

D5	W. KENTUCKY	L	77-90
D8	@ Illinois	L	62-100
D12	@ Wisconsin	L	56-87
D17	MIAMI	L	54-91
D21	@ Providence	L	65-78
D23	@ St. Joseph's	L	54-60
J2	OHIO	L	69-84
J6	TOLEDO	W	73-69
J9	W. MICHIGAN	W	88-77
J12	KENT STATE	W	71-65
J16	@ Miami	L	58-74
J23	@ DePaul	L	64-94
J29	@ Syracuse	L	79-80
J30	@ Canisius	W	74-63
F3	@ Toledo	L	86-91
F6	@ Ohio	L	60-77
F10	@ Kent State	L	67-77
F13	N. ILLINOIS	W	99-86
F17	NOTRE DAME	L	72-88
F20	@ W. Michigan (OT)	W	83-81
F22	MARSHALL	W	114-93
F27	DETROIT	L	73-75
M3	LOYOLA	W	88-82
M6	@ Marshall	W	108-94



Year-By-Year Records

1965-66

Coach: Warren Scholler
Captains: Robert Van Poppel & Nick Aloï
Record: 9-15
6-6 MAC // T-Third

D1	BALL STATE	W	91-74
D4	@ (2) Michigan	L	70-108
D7	MICHIGAN ST.	L	59-84
D11	(3) ST. JOSEPH'S	L	55-98
D13	SYRACUSE	L	89-106
D15	@ Notre Dame	L	77-85
D28	@ Oklahoma City !	L	79-103
D29	vs. Wyoming !	L	70-105
D30	vs. Texas A&M !	W	85-72
J5	@ Toledo	L	66-85
J8	@ W. Michigan	W	87-81
J11	@ Kent State	W	86-83
J15	MIAMI	L	63-65
J20	N. ILLINOIS	W	74-72
J22	@ Marshall	W	90-83
F2	@ Miami	W	74-62
F5	@ Ohio (2OT)	L	87-95
F12	DEPAUL	L	62-77
F16	TOLEDO	L	66-71
F19	W. MICHIGAN	L	63-66
F22	KENT STATE	L	66-79
F26	OHIO	W	90-78
F28	@ (4) Loyola	L	70-109
M2	MARSHALL	W	105-95

! All College Tournament - Oklahoma City, Oklahoma

1966-67

Coach: Warren Scholler
Captain: Rich Hendrix
Record: 11-13
5-7 MAC // Fourth

D1	@ Ball State	W	97-87
D3	WITTENBERG	W	68-60
D7	MICHIGAN	W	90-83
D10	WISCONSIN	W	81-69
D12	@ Niagara	L	57-68
D17	@ N. Illinois	L	78-79
D27	vs. Princeton !	L	73-87
D28	vs. (10) Michigan St. !	W	75-67
D29	@ LaSalle !	L	77-78
J4	TOLEDO	L	94-98
J7	MARSHALL	L	74-79
J10	KENT STATE	W	76-68
J14	@ Miami	L	62-70
J17	@ DePaul	L	72-73
J21	@ W. Michigan	W	70-62
J30	FINDLAY	W	104-98
F4	OHIO	W	82-79
F8	MIAMI (2OT)	L	68-75
F11	@ Marshall	L	85-89
F15	@ Toledo	L	83-103
F18	W. MICHIGAN	W	95-82
F21	@ Kent State	L	59-61
F25	@ Ohio	W	77-76
F27	LOYOLA	L	93-110

! Quaker City Invitational - Philadelphia, Pa.

1967-68

Coach: Bill Fitch
Captain: Al Hairston
Record: 18-7
10-2 MAC // First
MAC CHAMPIONS
NCAA TOURNAMENT

D2	@ Iowa	L	73-79
D9	@ St. Joseph's	W	76-73
D12	BALL STATE	W	87-70
D14	@ Niagara	W	94-86
D16	N. ILLINOIS	W	68-48
D20	vs. Manhattan !	L	64-75
D21	vs. Virginia !	W	76-72
D22	@ Syracuse	W	87-81
J3	@ Toledo (OT)	L	69-73
J6	MARSHALL	W	61-57
J13	MIAMI (OT)	W	74-69
J16	KENT STATE	W	77-60
J20	W. MICHIGAN	W	83-67
J27	@ Miami	W	56-54
F3	@ Marshall	L	62-69
F7	@ Ohio	W	78-68
F10	AKRON	W	74-52
F14	TOLEDO	W	85-78
F17	@ W. Michigan	W	79-67
F19	@ Loyola	L	74-75
F21	@ Kent State	W	65-63
F24	OHIO	W	84-63
F28	@ Virginia Tech	L	71-77
M2	DEPAUL	W	89-61
M9	Marquette %	L	71-72

! Marshall Tournament - Huntington, W. Va.
% NCAA Tournament - Kent, Ohio

1968-69

Coach: Bob Conibear
Captain: Richard Rudgers
Record: 9-15
3-9 MAC // Sixth

N30	@ N. Illinois	L	69-75
D2	BALDWIN-WALLACE	W	84-77
D4	ST. JOSEPH'S (2OT)	L	88-90
D7	@ Dayton	L	60-81
D14	@ Ball State	W	76-69
D16	@ Vanderbilt	L	67-92
D19	NIAGARA	L	92-100
D23	@ Houston	L	80-91
D28	FINDLAY	W	96-57
D30	DARTMOUTH	W	89-53
J11	@ Ohio	W	75-74
J15	@ Kent State	L	54-59
J18	MIAMI	L	69-71
J22	TOLEDO	W	64-63
J25	@ Marshall (4OT)	L	98-100
F1	W. MICHIGAN (2OT)	L	87-88
F3	VIRGINIA TECH (OT)	W	83-77
F8	@ Miami	L	62-66

F12	KENT STATE	L	74-76
F15	MARSHALL	W	101-80
F22	@ Toledo	L	77-88
F24	LOYOLA	W	103-73
F26	@ W. Michigan (2OT)	L	99-101
M1	OHIO (OT)	L	88-95

1969-70

Coach: Bob Conibear
Captain: James Penix
Record: 15-9
7-3 MAC // T-Second

D6	@ Dayton	L	70-72
D13	BALL STATE	W	99-82
D20	@ (17) Marquette	L	55-64
D26	vs. Minnesota !	L	68-70
D27	vs. Pittsburgh !	W	78-54
D29	vs. Southern Illinois \$	W	67-57
D30	vs. (4) North Carolina \$	L	72-89
J7	WITTENBERG	W	68-67
J10	(9) OHIO	W	85-65
J14	KENT STATE	W	73-67
J17	@ Miami	W	64-59
J21	@ Toledo	L	76-82
J24	MARSHALL	W	94-78
J28	ST. JOSEPH'S	W	87-72
J31	@ W. Michigan	W	97-85
F7	MIAMI	L	65-71
F11	@ Kent State	W	65-56
F14	@ Marshall	W	83-82
F17	N. ILLINOIS	L	84-90
F21	TOLEDO	W	82-62
F23	@ Loyola	L	71-91
F25	W. MICHIGAN	W	75-74
F27	@ Ohio	L	76-77
M2	SYRACUSE	W	106-77

! Motor City Classic - Detroit, Michigan
Carolina Classic - Greensboro, N.C.

1970-71

Coach: Bob Conibear
Captains: Richard Walker & Robert Quayle
Record: 7-18
2-8 MAC // Sixth

D1	CHICAGO STATE	W	107-70
D5	DAYTON	L	70-72
D12	@ Ball State	W	96-89
D14	IOWA	L	78-89
D19	@ Cincinnati	L	74-89
D28	vs. Utah State *	L	62-65
D29	vs. San Francisco (OT) * W	W	71-68
D30	@ Oklahoma City *	L	73-79
J9	@ Ohio	L	79-100
J16	MIAMI	W	78-68
J20	TOLEDO	L	67-70
J23	@ Marshall	L	64-80
J27	@ Kent State	L	67-70
J30	W. MICHIGAN	L	75-93
F3	@ St. Joseph's	L	71-86
F6	@ Miami	L	63-75

F8	@ N. Illinois	L	78-83
F13	MARSHALL	W	112-99
F17	@ W. Michigan	L	64-78
F20	@ Toledo	L	70-79
F22	LOYOLA	W	92-78
F24	KENT STATE	W	70-69
F27	@ Detroit	L	85-92
M3	(2) MARQUETTE	L	74-96
M6	OHIO	L	82-97

*All College Tournament - Oklahoma City, Oklahoma

1971-72

Coach: Pat Haley
Captains: Jeff Booms & Thomas Babik
Record: 4-20
1-9 MAC // Sixth

D1	@ Dayton	L	78-87
D4	@ (4) Marquette	L	64-84
D11	BALL STATE	W	104-89
D14	CINCINNATI	L	72-83
D18	ST. BONAVENTURE	W	87-84
D27	vs. Stanford !	L	82-90
D28	@ Detroit !	L	78-86
J4	NIAGARA	L	74-88
J8	OHIO	L	69-91
J15	@ Miami	L	69-80
J19	@ Toledo	L	53-76
J22	(16) MARSHALL	L	80-103
J26	KENT STATE	L	65-75
J29	@ W. Michigan	L	83-92
J31	CLEVELAND STATE	L	80-83
F5	MIAMI	W	77-75
F12	@ (11) Marshall	L	67-91
F14	@ Notre Dame	L	65-92
F16	W. MICHIGAN	L	74-75
F19	TOLEDO	L	42-65
F23	@ Kent State	L	78-82
F26	@ Loyola	W	77-74
F28	N. ILLINOIS	L	81-102
M4	@ Ohio	L	84-105

! Motor City Tournament - Detroit, Michigan

Year-By-Year Records



1972-73

Coach: Pat Haley
Captains: Thomas Babik & Le Henson
Record: 13-13
7-5 MAC // T-Second

D1	MACMURRAY	W	99-63
D4	@ St. Bonaventure	L	70-83
D9	@ Niagara	L	77-100
D16	@ C. Michigan	W	88-83
D29	vs. Syracuse !	L	73-74
D30	vs. Georgia Tech !	W	102-87
J4	@ Cincinnati	L	70-100
J6	@ Miami	L	62-67
J10	MARSHALL	W	92-87
J13	W. MICHIGAN	W	87-60
J15	@ Ball State	W	76-74
J17	ST. JOSEPH'S	L	60-61
J20	@ Kent State	W	67-64
J24	DETROIT	L	65-67
J27	OHIO	L	66-86
J31	@ Toledo	W	51-48
F3	MIAMI	L	53-61
F5	@ N. Illinois	L	77-82
F10	@ W. Michigan	W	73-69
F12	C. MICHIGAN	W	87-80
F14	@ Cleveland State	W	96-80
F17	KENT STATE	W	77-67
F20	(5) MARQUETTE	L	58-84
F24	@ Ohio	L	57-102
F28	LOYOLA	W	91-72
M3	TOLEDO	L	40-59

! Maryland Invitational - College Park, Md.

1973-74

Coach: Pat Haley
Captains: Brian Scanlan & Skip Howard
Record: 15-11
7-5 MAC // Third

D1	MACMURRAY	W	117-56
D5	@ Cleveland State	W	82-70
D8	EASTERN ILLINOIS	W	89-71
D12	BALL STATE	W	96-71
D21	vs. Fordham !	W	72-67
D22	@ Michigan !	L	66-70
D28	@ Rollins \$	W	70-62
D29	vs. Stetson \$	L	64-81
J5	@ Toledo	L	59-77
J8	@ St. Joseph's	L	49-61
J12	@ Miami	W	70-68
J16	C. MICHIGAN (OT)	W	65-56
J19	KENT STATE	W	71-61
J23	@ W. Michigan	L	60-69
J26	E. MICHIGAN	W	94-73
J30	@ Ohio	W	74-66
F2	TOLEDO	L	52-53
F4	@ (19) Oral Roberts	L	73-78
F6	CLEVELAND STATE	W	82-69
F9	MIAMI	W	64-60

F13	@ C. Michigan	L	59-90
F16	@ Kent State	W	80-69
F18	@ Loyola	L	73-82
F20	W. MICHIGAN	W	68-63
F26	@ Purdue	L	83-99
M2	OHIO	L	70-71

! Michigan Tournament - Ann Arbor, Michigan
 \$ Tangerine Bowl - Winter Park, Florida

1974-75

Coach: Pat Haley
Captains: Cornelius Cash & Skip Howard
Record: 18-10
9-5 MAC // Second

N30	@ E. Michigan	W	74-71
D4	@ Cleveland State (OT)	W	93-90
D7	ST. JOSEPH'S	W	86-64
D10	E. MICHIGAN	W	103-82
D14	@ Ball State	W	100-69
D16	@ Detroit	L	69-82
D27	vs. San Diego State *	W	73-68
D28	@ Oral Roberts *	L	86-95
J4	TOLEDO (OT)	W	66-64
J8	@ Syracuse	L	61-90
J11	MIAMI	L	64-73
J15	@ C. Michigan	L	73-83
J18	@ Kent State	W	85-69
J22	W. MICHIGAN	W	64-60
J25	CINCINNATI	L	79-83
J29	OHIO	L	69-75
F1	@ Toledo	W	67-63
F8	@ Miami	L	62-77
F12	CLEVELAND STATE	W	69-62
F15	KENT STATE (OT)	W	65-57
F17	LOYOLA	W	91-68
F19	@ W. Michigan	W	66-64
F22	WIS.-MILWAUKEE	W	88-55
F26	@ Ohio	W	73-66
M1	HOUSTON	W	121-101
M8	C. MICHIGAN	L	80-82
M13	vs. Tennessee #	W	67-58
M15	vs. Drake #	L	65-78

* Oral Roberts Tournament - Tulsa, Oklahoma
 # NCIT - Louisville, Kentucky

1975-76

Coach: Pat Haley
Captain: Andre Richardson
Record: 12-15
8-8 MAC // T-Fourth

D3	WITTENBERG	L	60-72
D6	@ St. Joseph's (OT)	W	74-72
D8	DEFIANCE	W	88-80
D13	@ (9) Cincinnati	L	81-98
D15	@ Eastern Illinois	W	68-63
D28	vs. Centenary *	L	69-82
D29	vs. North Texas State *	L	76-80

D30	vs. Long Beach State *	L	80-81
J3	W. MICHIGAN	L	57-67
J7	C. MICHIGAN	W	88-72
J10	@ Ohio	L	56-62
J14	KENT STATE	W	61-57
J17	@ E. Michigan	W	71-68
J21	TOLEDO	L	63-72
J24	@ N. Illinois	W	83-77
J28	CLEVELAND STATE	W	101-66
J31	@ Ball State	L	53-77
F4	SYRACUSE	L	75-100
F7	MIAMI	L	48-70
F11	@ C. Michigan	L	82-95
F14	OHIO	W	67-60
F16	@ Loyola	L	61-71
F21	E. MICHIGAN	W	78-72
F25	@ Toledo	L	66-89
F28	N. ILLINOIS	W	79-62
M3	@ Kent State	W	45-43
M6	@ (14) W. Michigan	L	58-71

* All College Tournament -
 Oklahoma City, Oklahoma

1976-77

Coach: John Weinert
Captains: Dan Hipsher, Tommy Harris & Ron Hammye
Record: 9-18
5-11 MAC // Seventh

D1	EASTERN ILLINOIS	W	87-61
D4	FINDLAY	W	98-69
D8	(8) CINCINNATI	L	63-67
D17	@ (3) Kentucky !	L	59-77
D18	vs. West Virginia !	L	78-85
D20	@ Marshall (OT)	W	93-88
D27	vs. Oregon \$	L	54-66
D29	vs. Oral Roberts \$	L	76-83
D30	vs. Texas A&M \$	L	81-89
J5	@ E. Michigan	W	103-62
J8	TOLEDO	W	56-55
J15	@ N. Illinois	L	80-86
J19	@ Cleveland State	L	65-69
J22	@ Ball State	W	72-54
J26	MIAMI	L	61-65
F2	KENT STATE (OT)	W	83-81
F5	OHIO (OT)	L	68-69
F9	E. MICHIGAN	L	69-70
F12	@ Toledo	L	55-64
F14	LOYOLA	W	91-68
F16	@ C. Michigan	L	56-57
F19	N. ILLINOIS	L	79-81
F23	@ Kent State	L	68-76
F26	BALL STATE	W	84-57
M2	@ Miami	L	66-76
M5	C. MICHIGAN	L	91-94
M7	@ W. Michigan	L	68-89

! Kentucky Invitational Tournament -
 Lexington, Kentucky
 \$ Far West Classic - Portland, Oregon

1977-78

Coach: John Weinert
Captain: Ron Hammye
Record: 12-15
10-6 MAC // Fourth

N30	FINDLAY	W	82-61
D3	W. KENTUCKY	L	65-78
D14	TRI-STATE	W	69-63
D17	@ (3) Marquette	L	54-86
D20	@ Indiana *	L	52-89
D21	vs. Princeton *	L	46-67
D28	@ Rollins # (OT)	L	73-76
D29	vs. Stetson #	L	66-78
J2	@ South Florida	L	79-88
J4	@ Miami	L	66-85
J7	TOLEDO	L	58-61
J14	@ W. Michigan	W	65-63
J16	N. ILLINOIS	L	65-77
J18	DETROIT	L	79-84
J25	@ Kent State	W	69-63
F1	E. MICHIGAN	W	72-57
F4	BALL STATE	W	69-67
F6	OHIO	W	68-66
F8	MIAMI	L	54-68
F11	@ Toledo	W	69-68
F13	@ Loyola	L	59-64
F18	W. MICHIGAN	W	66-44
F22	@ N. Illinois	L	66-70
F25	@ Ohio	W	90-76
M1	KENT STATE	W	71-67
M4	@ E. Michigan	W	87-59
M6	@ C. Michigan (OT)	L	77-82

* Indiana Classic - Bloomington, Indiana
 # Tangerine Bowl - Winter Park, Florida



Year-By-Year Records

1978-79

Coach: John Weinert
Captains: Roosevelt Barnes & Mike Miday
Record: 14-13
6-10 MAC // T-Seventh

N30	CORNELL	W	83-69
D2	@ Western Kentucky	L	48-70
D4	@ Mississippi	L	78-100
D6	(16) MARQUETTE	L	57-72
D9	N. ILLINOIS	W	90-89
D13	VALPARAISO	W	80-70
D19	DEFIANCE	W	85-83
D23	@ Butler	W	76-73
D29	vs. St. Louis !	W	86-76
D30	vs. Villanova !	W	67-64
J6	BALL STATE	L	93-94
J10	@ Kent State	W	80-64
J13	@ Miami	L	73-74
J17	W. MICHIGAN	W	67-56
J20	@ Ohio	W	79-77
J24	C. MICHIGAN	L	76-81
J27	E. MICHIGAN	W	75-70
J31	LOYOLA	W	74-71
F3	@ Toledo	L	61-72
F7	KENT STATE	W	65-61
F10	@ Ball State	L	70-73
F12	DUQUESNE	W	98-82
F17	MIAMI	L	74-75
F21	@ W. Michigan	L	86-99
F24	OHIO	L	71-80
F28	@ C. Michigan	L	66-72
M3	@ N. Illinois	L	82-95

! Blade-Glass City Classic - Toledo, Ohio

1979-80

Coach: John Weinert
Captains: Roosevelt Barnes & Mitch Kopystynsky
Record: 20-10
11-5 MAC // Second NIT APPEARANCE

D1	BALDWIN-WALLACE	W	77-58
D4	@ Duquesne	L	47-72
D8	BALL STATE	W	80-79
D10	DEFIANCE	W	89-75
D15	NW LOUISIANA	W	64-54
D17	@ Valparaiso	W	60-59
D28	vs. Washington !	L	62-92
D29	vs. Northwestern !	W	79-68
J5	W. MICHIGAN (OT)	W	70-65
J9	@ Miami (OT)	L	61-62
J12	@ Ohio	W	72-50
J14	GEORGE MASON	W	95-70
J16	C. MICHIGAN	W	69-62
J19	TOLEDO	W	74-71
J23	@ E. Michigan	W	67-63
J26	N. ILLINOIS (OT)	W	71-68
J28	@ Kent State	W	80-66
J30	BUTLER	W	77-68

F4	@ Ball State (OT)	W	79-78
F6	MIAMI	W	64-61
F9	@ W. Michigan	L	60-79
F11	@ Loyola (OT)	L	85-88
F13	E. MICHIGAN	L	67-79
F16	OHIO	W	91-82
F20	@ C. Michigan	L	72-75
F23	@ Toledo (OT)	L	69-71
F26	E. MICHIGAN #	W	54-49
M1	N. Illinois ##	W	78-63
M2	Toledo ##	L	70-85
M5	@ Minnesota %	L	50-64

! Blade-Glass City Classic - Toledo, Ohio
MAC Tournament - Bowling Green, Ohio
MAC Tournament - Ann Arbor, Michigan
% NIT

1980-81

Coach: John Weinert
Captains: Joe Faine & Marcus Newbern
Record: 15-12
10-6 MAC // T-First MAC CO-CHAMPIONS

D1	FINDLAY	W	86-55
D3	@ Wright State	L	68-81
D8	CORNELL	W	61-47
D9	CAPITAL	W	88-70
D13	@ Morehead State	L	70-75
D16	WOOSTER	W	75-66
D17	MISSISSIPPI	W	79-76
D29	vs. St. Joseph's !	L	76-87
D30	vs. Marshall !	L	85-87
J3	@ Ohio State	L	70-88
J7	@ Miami	L	62-67
J10	W. MICHIGAN	W	78-75
J14	@ Ohio	L	63-78
J17	C. MICHIGAN	W	96-94
J21	N. ILLINOIS	L	56-65
J24	@ E. Michigan	L	65-68
J28	TOLEDO	W	81-63
J31	@ Kent State (OT)	W	49-48
F4	BALL STATE	W	54-53
F7	@ W. Michigan	L	79-88
F11	OHIO	W	79-45
F14	@ C. Michigan	W	90-80
F18	@ N. Illinois	W	77-64
F21	E. MICHIGAN	W	61-59
F25	@ Toledo	L	56-61
F28	KENT STATE	W	66-61
M3	N. ILLINOIS #	L	72-79

! Maryland Invitational - College Park, Maryland
MAC Tournament - Bowling Green, Ohio

1981-82

Coach: John Weinert
Captains: Marcus Newbern & David Greer
Record: 18-11
10-6 MAC // Second

N27	@ Clemson !	L	91-109
N28	vs. Ball State !	W	78-72
D2	WRIGHT STATE	L	71-81
D5	MOREHEAD STATE	W	89-64
D14	@ St. Bonaventure	W	65-55
D16	DENISON	W	59-34
D19	TRI-STATE	W	81-68
D21	UW-SUPERIOR	W	88-44
D28	vs. Illinois \$	L	51-56
D29	vs. Yale (OT) \$	L	78-82
J6	@ Ohio (OT)	W	68-65
J9	C. MICHIGAN	W	58-41
J13	KENT STATE	W	75-72
J16	@ E. Michigan	L	71-79
J20	TOLEDO	W	80-64
J23	@ N. Illinois	L	59-61
J27	BALL STATE	W	79-70
J30	@ Miami	L	68-78
F3	W. MICHIGAN	W	63-61
F6	@ C. Michigan (OT)	W	80-79
F10	@ Kent State	L	64-67
F13	E. MICHIGAN	W	95-66
F17	@ Toledo (OT)	L	81-83
F20	N. ILLINOIS	W	89-80
F24	@ Ball State	L	58-71
F27	MIAMI (OT)	W	81-76
M2	vs. MIAMI #	W	81-78
M5	vs. N. Illinois #	L	66-67
M6	vs. W. Michigan #	W	86-83

* IPTAY Tournament - Clemson, S.C.
\$ Blade-Glass City Tournament - Toledo, Ohio
MAC Tournament - Ann Arbor, Michigan

1982-83

Coach: John Weinert
Captain: David Greer
Record: 21-9
15-3 MAC // First MAC CHAMPIONS NIT APPEARANCE

N27	@ Cornell	W	50-48
N29	@ Kansas	L	68-97
D2	CHICO STATE	W	66-50
D4	FERRIS STATE	W	64-55
D6	MURRAY STATE	L	78-81
D10	DEFIANCE	W	88-69
D14	ST. BONAVENTURE	W	86-72
D17	vs. Illinois State (OT) !	L	57-61
D18	vs. Southern Illinois !	L	62-74
J5	@ Ball State	W	71-69
J8	@ E. Michigan	W	53-52
J12	TOLEDO	W	74-67
J15	@ N. Illinois	L	51-62
J19	KENT STATE	W	66-56
J22	@ Miami	W	58-43

J26	W. MICHIGAN	W	63-48
J29	@ Ohio	W	72-55
F2	C. MICHIGAN	W	78-69
F5	E. MICHIGAN	W	79-65
F9	@ Toledo	L	79-86
F12	N. ILLINOIS	L	67-69
F16	@ Kent State	W	74-65
F19	MIAMI	W	75-63
F23	@ W. Michigan	W	80-54
F26	OHIO	W	89-75
M2	@ C. Michigan	W	90-82
M5	BALL STATE	W	78-75
M10	BALL STATE #	W	79-69
M12	OHIO #	L	56-59
M18	@ Michigan St. %	L	71-72

! Illini Classic - Champaign, Illinois
MAC Tournament - Bowling Green, Ohio
% NIT

1983-84

Coach: John Weinert
Captain: David Jenkins
Record: 18-10
11-7 MAC // T-Third

N25	FINDLAY	W	70-55
N30	KENTUCKY STATE	W	76-49
D2	@ Boston University	W	77-74
D7	TEMPLE	L	70-79
D10	@ Akron	W	91-90
D20	@ Ohio State	W	70-64
D22	LAKE SUPERIOR	W	121-79
D29	vs. California !	W	59-58
D30	@ New Mexico !	L	74-86
J4	@ Toledo	L	88-94
J7	N. ILLINOIS	W	77-65
J11	@ Kent State	L	72-82
J14	BALL STATE	W	93-75
J18	@ W. Michigan	W	58-54
J21	OHIO	W	51-46
J25	@ C. Michigan (OT)	L	84-86
J28	MIAMI	L	80-81
F1	E. MICHIGAN	W	60-44
F4	@ N. Illinois	L	58-64
F8	KENT STATE	L	64-77
F11	@ Ball State	W	74-45
F15	W. MICHIGAN	W	71-53
F18	@ Ohio	W	52-45
F22	C. MICHIGAN	W	84-74
F25	@ Miami	L	61-63
F29	@ E. Michigan	W	82-71
M3	TOLEDO	W	81-63
M9	vs. E. Michigan (OT) #	L	58-64

! Lobo Invitational - Albuquerque, New Mexico
MAC Tournament - Rockford, Illinois

Year-By-Year Records



1984-85

Coach: John Weinert
Captains: Brian Miller & Keith Taylor
Record: 12-15
6-12 MAC // Ninth

N24	FINDLAY	W	81-62
D4	BOSTON UNIVERSITY	W	67-63
D7	vs. Lamar !	L	74-91
D8	vs. Maine !	W	55-53
D12	AKRON	W	64-53
D15	MOREHEAD STATE	W	66-60
D18	PRINCETON	W	60-59
D28	vs. Duquesne \$	L	61-70
D29	vs. Detroit (OT) \$	L	77-81
J2	KENT STATE	L	66-80
J5	@ Ball State	L	67-81
J9	MIAMI	L	50-56
J12	@ Ohio	L	57-79
J15	C. MICHIGAN	W	66-58
J19	@ W. Michigan (OT)	W	93-92
J22	@ E. Michigan	L	65-69
J26	TOLEDO	L	67-75
J30	@ N. Illinois	L	62-81
F2	BALL STATE	L	59-60
F5	@ Miami	L	63-73
F9	OHIO	L	56-60
F13	@ C. Michigan	W	72-70
F16	W. MICHIGAN	W	86-57
F20	E. MICHIGAN	W	72-68
F23	@ Toledo	L	65-74
F27	N. ILLINOIS	W	90-79
M2	@ Kent State	L	72-76

! Carrier Classic - Syracuse, New York
 \$ Rochester Classic - Rochester, New York

1985-86

Coach: John Weinert
Captain: Brian Miller
Record: 7-20
5-13 MAC // T-Ninth

N30	AKRON	L	85-90
D7	@ Princeton	L	52-59
D12	DEFIANCE (OT)	L	64-66
D14	@ Morehead State	L	71-74
D16	@ Murray State (OT)	L	63-70
D21	INDIANA STATE	W	62-57
D27	vs. Pennsylvania !	L	56-62
D28	@ LaSalle !	L	54-62
J2	@ Miami	L	54-62
J4	W. MICHIGAN	L	73-85
J8	@ C. Michigan (OT)	W	68-67
J11	OHIO	W	77-75
J15	E. MICHIGAN	W	73-72
J18	@ Toledo	L	62-74
J22	N. ILLINOIS	W	92-71
J25	@ Kent State	L	72-84
J29	BALL STATE	L	71-76
F1	@ W. Michigan	W	90-82
F3	E. KENTUCKY	W	61-60
F5	C. MICHIGAN	L	58-80

F8	@ Ohio	L	57-74
F12	@ E. Michigan	L	64-87
F15	TOLEDO	L	65-77
F19	@ N. Illinois	L	65-67
F22	KENT STATE	L	58-67
F26	@ Ball State	L	76-85
M1	MIAMI	L	79-91

! Jostens Tournament - Philadelphia, Pa.

1986-87

Coach: Jim Larranaga
Captain: Frank Booker
Record: 15-14
10-6 MAC // Third

D1	HEIDELBERG	W	80-76
D3	@ Akron	L	52-79
D9	@ Ohio State	L	52-89
D13	OHIO	W	75-63
D15	@ Michigan	L	64-76
D19	@ Texas !	L	44-59
D20	vs. Grambling !	W	55-44
D27	DAVIDSON (OT)	W	75-71
D30	CANISIUS	W	56-53
J3	@ C. Michigan	L	61-73
J8	@ E. Michigan	L	52-95
J10	TOLEDO	W	79-70
J13	@ Canisius	L	62-71
J15	CLEVELAND STATE	L	70-79
J17	KENT STATE	W	85-83
J21	@ Ball State	L	56-73
J24	MIAMI	W	76-75
J28	@ W. Michigan	L	76-82
J31	C. MICHIGAN	L	70-71
F4	E. MICHIGAN	W	85-72
F7	@ Toledo	W	83-77
F9	FINDLAY	L	73-86
F14	@ Kent State	L	53-66
F18	BALL STATE	W	77-75
F21	@ Miami	W	58-56
F25	W. MICHIGAN	W	84-72
F28	@ Ohio	W	56-53
M5	vs. Ohio #	W	52-51
M6	vs. Kent State #	L	59-66

! Longhorn Classic - Austin, Texas
 # MAC Tournament - Toledo, Ohio

1987-88

Coach: Jim Larranaga
Captains: Steve Martenet & Anthony Robinson
Record: 12-16
7-9 MAC // T-Fifth

N30	FINDLAY	W	70-63
D2	@ (15) Michigan	L	71-92
D5	vs. Davidson *	L	70-76
D10	BOSTON UNIVERSITY	L	67-87
D12	WRIGHT STATE	W	66-65
D19	@ Eastern Kentucky	L	59-73
D21	DETROIT	W	63-59

D28	vs. Wagner !	W	76-71
D29	@ Siena !	L	52-73
J2	@ Cleveland State	L	70-84
J6	@ Ball State	L	49-54
J9	@ E. Michigan	L	66-81
J13	MIAMI	W	88-70
J16	@ Toledo	L	59-68
J20	W. MICHIGAN	L	71-74
J23	DEFIANCE	W	77-72
J27	OHIO	W	79-65
J30	@ Kent State	L	72-74
F3	C. MICHIGAN	L	60-63
F6	E. MICHIGAN	L	64-78
F10	@ Miami (OT)	W	65-59
F13	TOLEDO	W	80-70
F17	@ W. Michigan	W	75-66
F24	@ Ohio	L	70-83
F27	KENT STATE	W	68-64
M2	@ C. Michigan	L	47-52
M5	BALL STATE	W	77-56
M8	@ Ohio #	L	73-79

* Charlotte, North Carolina
 ! Siena College Tournament - Loudonville, N.Y.
 # MAC Tournament - Toledo, Ohio

1988-89

Coach: Jim Larranaga
Captains: Joe Gregory & Lamon Pippin
Record: 13-15
7-9 MAC // T-Sixth

N26	SIENA	W	87-85
N30	DEFIANCE	W	91-67
D3	@ Youngstown St.	W	74-68
D5	@ Boston University	L	69-81
D8	FINDLAY	W	76-72
D10	@ Michigan St.	L	72-89
D16	@ Kentucky !	W	56-54
D17	vs. Arkansas State !	L	51-80
D21	WRIGHT STATE	W	73-56
D30	XAVIER	L	75-89
J4	@ Toledo	L	51-65
J7	@ Detroit	L	62-68
J11	@ Kent State	L	57-66
J14	BALL STATE	L	73-79
J18	@ Miami +	(F)	42-65
J21	W. MICHIGAN	W	80-61
J25	@ Ohio	W	56-50
J28	C. MICHIGAN	L	55-56
F1	E. MICHIGAN	L	69-70
F8	KENT STATE	L	70-76
F11	@ Ball State	L	51-64
F15	MIAMI	W	76-66
F18	@ W. Michigan (2OT)	W	69-68
F22	OHIO (OT)	W	73-68
F25	@ C. Michigan	L	70-81
M1	@ E. Michigan	L	56-78
M4	TOLEDO	W	68-66
M10	vs. Kent State #	L	56-65

! Kentucky Invitational - Lexington, Kentucky
 # MAC Tournament - Toledo, Ohio
 + (F) game later forfeited by Miami

1989-90

Coach: Jim Larranaga
Captain: Game Captains
Record: 18-11
9-7 MAC // T-Third
NIT APPEARANCE

N24	vs. Jacksonville !	W	87-75
N25	@ Providence !	L	79-81
N29	DEFIANCE	W	83-63
D2	YOUNGSTOWN ST	W	97-76
D4	SIENA	W	136-91
D6	@ Wright State	W	92-85
D9	FINDLAY	W	86-68
D18	@ (25) Michigan St.	W	81-79
D28	@ Butler	W	62-54
D30	@ Xavier	L	73-88
J3	KENT STATE	W	84-67
J6	@ Ball State	L	65-71
J10	MIAMI	L	76-96
J13	@ W. Michigan	W	99-75
J17	OHIO	L	61-65
J20	@ C. Michigan	L	58-72
J24	@ Toledo	W	64-60
J27	E. MICHIGAN	W	77-61
J31	AKRON	W	77-71
F3	BALL STATE	L	44-45
F7	@ Miami (OT)	L	91-93
F10	W. MICHIGAN	W	74-64
F14	@ Ohio	W	75-60
F17	C. MICHIGAN	W	75-56
F21	TOLEDO	W	85-66
F24	@ E. Michigan (OT)	W	65-60
M3	@ Kent State	L	70-79
M9	vs. E. Michigan #	L	60-62
M16	@ Cincinnati %	L	60-75

! Fleet Classic - Providence, Rhode Island
 # MAC Tournament - Detroit, Michigan
 % NIT



Year-By-Year Records

1990-91

Coach: Jim Larranaga
Captains: Joe Moore & Clinton Venable
Record: 17-13
9-7 MAC // T-Fourth NIT APPEARANCE

N26	HEIDELBERG	W	116-80
N28	@ Akron	W	85-67
D1	(5) MICHIGAN ST.	W	98-85
D6	@ Western Kentucky	L	77-90
D8	BUTLER	W	115-95
D14	vs. Alabama State !	W	94-80
D15	@ Nebraska !	L	85-99
D28	@ St. Peter's	L	71-72
D30	@ Siena	L	78-85
J2	@ Miami (OT)	L	81-82
J5	W. MICHIGAN	W	75-56
J9	@ Ohio	W	67-53
J12	C. MICHIGAN	W	72-57
J16	WRIGHT STATE	W	87-74
J19	@ E. Michigan	L	68-73
J23	TOLEDO	L	56-57
J26	@ Kent State	W	66-60
J30	BALL STATE	W	78-62
F2	@ W. Michigan	W	76-64
F6	OHIO	W	60-55
F9	@ C. Michigan	L	74-76
F13	YOUNGSTOWN ST	W	79-64
F15	E. MICHIGAN	L	65-76
F20	@ Toledo	L	65-78
F23	KENT STATE	W	84-57
F27	@ Ball State	L	55-63
M2	MIAMI	W	91-79
M8	vs. Ohio #	W	66-58
M9	vs. E. Michigan (OT) #	L	66-72
M13	@ Wisconsin (OT) %	L	79-87

! Ameritas Classic - Lincoln, Nebraska
MAC Tournament - Detroit, Michigan
% NIT

1991-92

Coach: Jim Larranaga
Captain: Tom Hall
Record: 14-15
8-8 MAC // Fifth

N22	FINDLAY	L	68-79
N25	CLEVELAND STATE	L	54-63
N30	@ Detroit	L	71-74
D3	@ Wright State (OT)	L	76-82
D6	vs. Louisiana Tech !	L	47-67
D7	vs. Army !	W	59-44
D11	W. KENTUCKY	W	81-74
D14	@ Penn State	L	48-51
J8	OHIO	L	65-68
J11	@ C. Michigan	L	71-78
J13	DEFIANCE	W	82-60
J15	@ Youngstown St.	W	65-45
J18	E. MICHIGAN (OT)	W	72-69
J22	@ Toledo	L	53-57
J25	KENT STATE	W	62-47
J29	@ Ball State (3OT)	L	88-91

F1	MIAMI	W	53-47
F5	@ W. Michigan	L	70-72
F8	C. MICHIGAN	W	60-58
F12	ST. PETER'S	W	80-59
F15	@ E. Michigan	W	68-57
F19	TOLEDO	W	78-64
F22	@ Kent State	W	61-56
F26	BALL STATE	W	65-54
F29	@ Miami	L	39-67
M4	W. MICHIGAN	L	86-95
M7	@ Ohio	L	55-61
M12	vs. Ohio #	W	56-46
M13	vs. Miami #	L	60-70

! Amana Hawkeye Classic - Iowa City, Iowa
MAC Tournament - Detroit, Michigan

1992-93

Coach: Jim Larranaga
Captains: Michael Huger & Vada Burnett
Record: 11-16
8-10 MAC // T-Sixth

D1	HEIDELBERG	W	81-50
D9	@ (6) Michigan	L	68-79
D12	@ Ohio State	L	54-80
D19	@ Cleveland State	L	59-61
D21	DETROIT	L	79-88
D28	vs. Rider !	W	68-62
D29	@ (24) Vanderbilt !	L	69-96
J2	PENN STATE	W	73-65
J6	@ Akron	L	51-53
J9	@ E. Michigan	W	74-73
J13	TOLEDO	W	69-61
J16	@ Kent State	W	74-68
J20	BALL STATE	L	59-61
J23	@ Miami	L	57-82
J27	W. MICHIGAN	W	68-45
J30	@ Ohio	L	67-73
F3	C. MICHIGAN	W	105-99
F6	E. MICHIGAN	L	54-65
F10	@ Toledo	L	49-50
F13	KENT STATE	W	49-48
F17	@ Ball State	L	50-66
F20	MIAMI	L	44-50
F24	@ W. Michigan	L	65-69
F27	OHIO	L	64-71
M3	@ C. Michigan	W	73-64
M6	AKRON	W	76-58
M11	vs. Miami #	L	50-63

! Music City Invitational - Nashville, Tenn.
MAC Tournament - Columbus, Ohio

1993-94

Coach: Jim Larranaga
Captains: Game Captains
Record: 18-10
12-6 MAC // T-Second

N29	DEFIANCE	W	90-71
D1	FINDLAY	W	85-72
D4	@ Loyola	W	85-60
D8	@ Detroit	L	56-61
D11	UW-GREEN BAY	L	49-52
D21	TIFFIN	W	96-78
D29	@ Michigan St. !	L	49-62
D30	vs. Georgia Southern !	W	69-60
J5	@ Toledo	W	66-58
J8	KENT STATE	L	62-65
J12	@ Ball State	W	70-69
J15	MIAMI	W	74-59
J19	@ W. Michigan	W	77-65
J22	OHIO	W	76-72
J26	@ C. Michigan	L	53-58
J29	AKRON	W	70-57
F2	E. MICHIGAN	W	84-74
F5	@ Kent State	L	64-66
F9	BALL STATE (OT)	W	92-91
F12	@ Miami	L	81-84
F16	W. MICHIGAN	W	80-65
F19	@ Ohio	L	70-84
F23	C. MICHIGAN	W	79-64
F26	@ Akron	W	74-60
M2	@ E. Michigan	L	77-80
M5	TOLEDO	W	78-77
M8	KENT STATE #	W	68-58
M11	vs. Miami ##	L	59-61

! Spartan Classic - East Lansing, Michigan
MAC Tournament - Bowling Green, Ohio
MAC Tournament - Columbus, Ohio

1994-95

Coach: Jim Larranaga
Captains: Shane Kline-Ruminski, Ray Lynch & Mike Swanson
Record: 16-11
10-8 MAC // T-Fifth

N25	vs. Portland !	W	72-67
N26	@ St. John's !	L	64-77
N29	DEFIANCE	W	88-56
D7	DETROIT	W	71-53
D10	LOYOLA	W	79-59
D17	@ UW-Green Bay	L	62-69
D22	@ Ohio State	W	59-50
D28	TIFFIN	W	101-82
J4	W. MICHIGAN	W	86-70
J7	@ Kent State	L	69-73
J11	C. MICHIGAN	W	102-68
J14	@ Ohio	L	60-70
J18	E. MICHIGAN (OT)	W	90-88
J21	@ Toledo	L	68-71
J25	BALL STATE	W	88-73
J28	@ Akron	W	79-70
F1	MIAMI	L	45-49
F4	KENT STATE	W	79-76

F8	@ C. Michigan	W	75-57
F12	OHIO	W	79-68
F15	@ E. Michigan	L	43-65
F18	TOLEDO	W	87-80
F22	@ Ball State	L	71-97
F25	AKRON	W	72-53
M1	@ Miami	L	36-63
M4	@ W. Michigan	L	42-51
M7	@ Ball State #	L	58-72

! Lapchick Memorial Tournament - Jamaica, New York
MAC Tournament - Muncie, Indiana

1995-96

Coach: Jim Larranaga
Captains: Shane Komives, Jay Larranaga & Antonio Daniels
Record: 14-13
9-9 MAC // T-Sixth

N27	HEIDELBERG	W	90-59
N29	@ Detroit (2OT)	L	64-67
D2	@ N. Illinois	W	53-49
D5	DEFIANCE	W	91-60
D8	vs. The Citadel !	W	79-56
D9	@ Indiana !	L	67-78
D13	@ (25) Syracuse	L	64-75
D16	JAMES MADISON	W	88-72
J3	@ W. Michigan	L	63-66
J6	KENT STATE	W	83-68
J10	@ C. Michigan	W	81-70
J13	OHIO	W	84-69
J17	@ E. Michigan	L	58-77
J20	TOLEDO	W	76-75
J24	@ Ball State	L	50-54
J27	AKRON	W	70-51
J31	@ Miami	L	64-80
F3	@ Kent State	L	58-59
F7	C. MICHIGAN	W	74-63
F10	@ Ohio	L	67-83
F14	(23) E. MICHIGAN	W	72-70
F17	@ Toledo	W	65-53
F21	BALL STATE	L	60-73
F24	@ Akron	W	68-50
F28	MIAMI	L	56-58
M2	W. MICHIGAN	L	44-62
M5	@ Miami #	L	53-81

! Indiana Classic - Bloomington, Indiana
MAC Tournament - Oxford, Ohio

Year-By-Year Records



1996-97

Coach: Jim Larranaga
Captains: Jay Larranaga & Antonio Daniels
Record: 22-10
13-5 MAC // T-First MAC CO-CHAMPIONS NIT APPEARANCE

N23 @ James Madison	W 104-92
N26 DETROIT	W 85-77
N30 @ Purdue	W 86-83
D4 N. ILLINOIS	L 73-81
D6 vs. Colgate !	W 87-75
D7 @ Nebraska !	L 68-73
D11 @ Wright State	W 90-63
D14 TIFFIN	W 119-69
D30 vs. Mississippi State \$	W 75-59
D31 vs. SW-Missouri St. \$	L 73-76
J1 vs. Nebraska \$	W 58-55
J4 @ C. Michigan	L 79-83
J8 @ W. Michigan (OT)	W 71-69
J11 BALL STATE	W 72-66
J13 @ Akron (OT)	W 81-79
J15 KENT STATE	W 85-69
J20 @ E. Michigan	L 67-76
J22 MIAMI	W 83-80
J25 @ Toledo	W 86-76
J29 OHIO	W 72-59
F1 W. MICHIGAN	W 93-67
F5 @ Ball State (OT)	L 75-79
F8 AKRON	W 103-78
F12 @ Kent State	W 70-69
F15 E. MICHIGAN	W 98-83
F19 @ Miami	L 59-64
F22 TOLEDO	W 92-79
F26 @ Ohio (OT)	L 87-89
M1 C. MICHIGAN	W 99-70
M4 TOLEDO #	W 94-69
M7 vs. E. Michigan ##	L 64-73
M12 @ West Virginia %	L 95-98

! Ameritas Classic - Lincoln, Nebraska
 \$ Puerto Rico Holiday Classic - San Juan, Puerto Rico
 # MAC Tournament - Bowling Green, Ohio
 ## MAC Tournament - Toledo, Ohio
 % NIT

1997-98

Coach: Dan Dakich
Captains: Game Captains
Record: 10-16
7-11 MAC // T-Fourth East

N15 @ St. Bonaventure	L 63-71
N24 OHIO NORTHERN	W 88-64
N29 @ Illinois-Chicago	L 50-80
D3 @ Detroit	L 52-73
D5 vs. Maine !	W 89-83
D6 @ SW-Missouri State !	L 71-86
D10 WRIGHT STATE	L 67-76
D22 UW-GREEN BAY	W 65-51
D29 MIAMI	W 72-59

J3 @ W. Michigan	L 75-81
J5 @ C. Michigan	W 77-72
J8 TOLEDO	L 56-68
J10 E. MICHIGAN	W 78-75
J14 KENT STATE	W 78-59
J17 @ Akron	L 75-84
J21 @ Ohio	W 71-58
J24 MARSHALL	L 67-69
J29 @ E. Michigan	L 67-86
J31 @ Toledo	L 41-53
F5 N. ILLINOIS	W 78-59
F7 BALL STATE	L 79-105
F11 AKRON	L 80-82
F14 @ Kent State	L 64-71
F18 @ Marshall	L 52-70
F21 OHIO	W 69-60
F25 @ Miami	L 52-61

! Pizza Hut Classic - Springfield, Missouri

1998-99

Coach: Dan Dakich
Captains: DeMar Moore & Kirk Cowan
Record: 18-10
12-6 MAC // T-Third East

N16 NORTHERN IOWA	W 70-68
N24 DETROIT	L 70-72
N28 ILLINOIS-CHICAGO	W 89-54
D2 @ Ohio	L 57-64
D5 @ E. Michigan	W 68-66
D8 OAKLAND	W 70-59
D11 vs. Grambling !	W 90-48
D12 @ (11) Indiana !	L 55-81
D19 @ UW-Green Bay	L 58-64
D21 W. MICHIGAN	W 83-82
D29 URBANA	W 91-62
J2 TOLEDO	W 70-64
J6 @ Buffalo	W 62-59
J9 @ Kent State	L 63-68
J14 AKRON	W 66-57
J19 MARSHALL	W 81-67
J23 OHIO	L 68-75
J28 @ Miami	L 72-83
J30 @ Ball State	L 60-61
F3 N. ILLINOIS	W 64-55
F6 @ Toledo	W 57-46
F10 C. MICHIGAN	W 84-73
F13 BUFFALO	W 84-61
F17 @ Akron	L 65-71
F20 (25) MIAMI	W 69-58
F24 @ Marshall	W 78-72
F27 @ Akron (OT) #	W 80-74
M2 vs. Miami (OT) ##	L 56-60

! Indiana Classic - Bloomington, Indiana
 # MAC Tournament - Akron, Ohio
 ## MAC Tournament - Toledo, Ohio

1999-2000

Coach: Dan Dakich
Captains: Anthony Stacey & Dave Esterkamp
Record: 22-8
14-4 MAC // First East MAC CHAMPIONS MAC EAST DIVISION CHAMPS NIT APPEARANCE

N19 vs. Jackson State !	W 60-43
N21 @ Hawaii !	W 53-49
N27 ARK.-LITTLE ROCK	W 91-84
D1 ILLINOIS STATE	W 80-60
D4 vs. Cleveland State \$	W 91-86
D7 @ Oakland	W 69-57
D11 @ Northern Iowa (OT)	L 75-83
D18 @ West Virginia	L 54-100
D22 URBANA	W 114-52
D30 @ Ark.-Little Rock	W 66-53
J2 MARSHALL	W 85-64
J5 N. ILLINOIS	W 72-54
J8 @ Buffalo	W 96-90
J12 @ W. Michigan	L 82-91
J15 TOLEDO	W 93-76
J17 @ C. Michigan	W 77-74
J19 MIAMI	W 68-63
J26 @ Kent State	L 64-82
J29 AKRON	W 88-77
F2 @ Ball State	L 61-71
F5 OHIO	W 73-69
F7 @ Toledo	L 68-79
F9 BUFFALO	W 77-68
F12 @ Miami	W 66-60
F16 KENT STATE	W 71-61
F19 E. MICHIGAN	W 86-75
F24 @ Akron	W 73-72
F26 @ Marshall	W 88-83
M5 vs. Miami (OT) #	L 56-58
M15 @ Brigham Young %	L 54-81

! Pepsi One/Nextell Challenge - Honolulu, Hawaii
 \$ Rock-n-Roll Shootout - Cleveland, Ohio
 # MAC Tournament - Cleveland, Ohio
 % NIT

2000-01

Coach: Dan Dakich
Captains: Len Matela & Keith McLeod
Record: 15-14
10-8 MAC // T-Fourth East

N21 EVANSVILLE	W 92-87
N27 @ UNC Wilmington	L 76-91
D2 DUQUESNE	W 92-77
D6 @ Illinois State	L 73-83
D9 URBANA	W 107-68
D13 @ Michigan	L 71-89
D16 @ Marist	L 69-85
D21 WILMINGTON (OH)	W 112-75
D27 vs. (1) Michigan St. \$	L 69-85
J3 @ N. Illinois	W 78-67
J6 C. MICHIGAN	L 85-92
J10 BUFFALO	W 90-75

J13 @ Toledo	L 73-76
J17 @ Akron	L 80-83
J20 BALL STATE	L 59-62
J27 @ Kent State	L 57-81
J31 W. MICHIGAN	W 77-61
F23 @ Miami (OT)	W 67-63
F7 @ Ohio	W 78-68
F10 @ Buffalo	W 70-52
F14 MARSHALL	W 82-69
F17 @ E. Michigan	W 71-45
F20 KENT STATE	L 64-70
F24 AKRON	W 86-78
F26 TOLEDO	L 64-74
F28 @ Marshall	L 55-63
M3 MIAMI	W 67-51
M5 W. MICHIGAN #	W 74-68
M8 vs. Kent State ##	L 64-71

\$ Palace of Auburn Hills - Detroit, Michigan
 # MAC Tournament - Bowling Green, Ohio
 ## MAC Tournament - Cleveland, Ohio

2001-02

Coach: Dan Dakich
Captains: Keith McLeod, Len Matela, Brandon Pardon & Brent Klassen
Record: 24-9
12-6 MAC // Second East NIT APPEARANCE

N15 vs. Ole Miss (OT) !	W 82-78
N17 vs. Washington !	L 74-81
N18 vs. Delaware !	W 73-70
N24 DEFIANCE	W 107-80
N28 MICHIGAN	W 65-59
D1 MARIST	W 61-58
D5 @ Duquesne	W 64-62
D10 UNC WILM. (OT)	W 84-83
D15 @ Evansville	W 84-72
D22 DETROIT	W 77-60
D29 @ Indiana State	W 65-55
J3 @ C. Michigan	W 82-81
J8 N. ILLINOIS	W 91-61
J12 @ Buffalo	W 85-73
J16 @ Ball State	L 79-92
J19 TOLEDO	W 76-57
J23 @ Akron (OT)	L 86-87
J26 KENT STATE	L 67-70
J30 @ W. Michigan	W 78-66
F2 MIAMI	W 64-61
F4 @ Kent State	L 64-76
F6 OHIO	W 80-64
F9 MARSHALL	W 83-60
F13 E. MICHIGAN	W 82-61
F18 @ Toledo (OT)	L 62-66
F20 @ Miami	W 65-50
F23 AKRON	W 76-46
F27 BUFFALO	W 73-58
M2 @ Ohio	L 78-85
M7 vs. Akron #	W 60-58
M8 vs. Ball State #	W 69-57
M9 vs. Kent State #	L 59-70
M14 @ Butler%	L 69-81

! Top of the World Classic - Fairbanks, Alaska
 # MAC Tournament - Cleveland, Ohio
 % NIT



Year-By-Year Records

2002-03

Coach: Dan Dakich

Captain: Cory Ryan

Record: 13-16

8-10 MAC // T-Fourth West

N23 @ Detroit	L	61-75
N30 TIFFIN	W	91-57
D4 BUFFALO	W	76-59
D7 @ Northwestern	L	60-62
D11 @ Michigan	L	57-83
D14 vs. (2) Alabama !	L	63-72
D19 OAKLAND	W	75-68
D21 URBANA	W	76-48
D28 vs. Cleveland State \$	W	80-72
J4 @ N. Illinois	W	64-63
J7 BALL STATE	W	61-57
J11 @ Kent State	W	78-74
J14 @ E. Michigan	L	67-73
J18 AKRON	W	74-60
J22 @ W. Michigan	L	58-76
J25 N. ILLINOIS	L	46-63
J28 @ Ohio (OT)	W	66-60
F1 C. MICHIGAN	L	71-88
F6 KENT STATE	L	67-73
F8 @ Marshall	L	54-56
F11 @ Toledo	L	59-73
F15 W. MICHIGAN	L	65-67
F22 @ Illinois-Chicago	L	72-83
F26 @ Ball State	L	73-94
M1 MIAMI	W	51-48
M6 E. MICHIGAN	W	73-72
M8 TOLEDO	L	64-68
M10 @ Ball State #	W	90-81
M13 vs. C. Michigan ##	L	70-87

! Coors Classic - Mobile, Alabama
 \$ Gund Arena - Cleveland, Ohio
 # MAC Tournament - Muncie, Indiana
 ## MAC Tournament - Cleveland, Ohio

2003-04

Coach: Dan Dakich

Captains: Germain Fitch & John Reimold

Record: 14-17

8-10 MAC // Fourth West

N22 URBANA	W	103-78
N25 FINDLAY	W	64-50
N29 @ Bradley	L	56-69
D3 @ Buffalo	L	62-84
D6 NORTHWESTERN	L	60-77
D10 @ IPFW	L	75-81
D13 @ Michigan	L	57-74
D18 DETROIT	W	56-52
D28 vs. Fairfield !	L	60-70
D29 vs. American !	L	64-73
D30 vs. Lamar !	W	81-68
J3 E. MICHIGAN	W	84-68
J7 @ Ball State	L	63-76
J10 N. ILLINOIS	W	76-69
J14 @ Akron	W	77-72
J18 C. MICHIGAN	W	86-61
J22 @ Toledo	L	80-83

J28 KENT STATE	L	64-71
J31 MARSHALL	W	88-73
F4 @ Miami	L	60-66
F7 @ W. Michigan	L	73-88
F11 OHIO	W	81-71
F14 @ Kent State	L	72-80
F18 @ N. Illinois	W	69-52
F21 YOUNGSTOWN ST.	W	76-64
F25 TOLEDO (OT)	W	79-76
F28 BALL STATE	L	71-81
M1 W. MICHIGAN	L	58-70
M6 @ E. Michigan (OT)	L	75-78
M8 OHIO #	W	56-54
M11 Kent State#	L	66-79

! Rainbow Classic - Honolulu, Hawai'i
 # MAC Tournament - Bowling Green, Ohio
 ## MAC Tournament - Cleveland, Ohio

2004-05

Coach: Dan Dakich

Captains: Josh Almanson, John Reimold & Cory Eyink

Record: 18-11

10-8 MAC // Third West

N20 @ DePaul	L	59-69
N24 ILLINOIS-CHICAGO	W	63-51
N27 BRADLEY	W	81-65
D4 @ Detroit	W	59-53
D8 BLUFFTON	W	87-60
D11 @ Youngstown St.	W	81-59
D21 IPFW	W	86-70
D30 @ Oakland	L	53-77
J2 BUFFALO	W	95-88
J6 @ Marshall	W	69-64
J9 N. ILLINOIS	W	78-67
J12 @ E. Michigan	W	79-63
J15 W. MICHIGAN	L	61-70
J18 @ Ball State	L	62-86
J22 TOLEDO	W	70-69
J26 @ C. Michigan	W	77-73
J29 @ Ohio	L	69-72
F3 AKRON	L	69-71
F7 OHIO	W	78-63
F9 @ Toledo	L	50-58
F12 @ Kent State	W	77-73
F16 BALL STATE	W	70-69
F19 ARK.-LITTLE ROCK	W	74-66
F23 @ N. Illinois	L	61-72
F27 MIAMI	W	57-56
M2 @ W. Michigan	L	52-77
M5 C. MICHIGAN	L	66-71
M7 BALL STATE #	W	75-73
M10 vs. Miami ##	L	65-85

MAC Tournament - Bowling Green, Ohio
 ## MAC Tournament - Cleveland, Ohio

2005-06

Coach: Dan Dakich

Captain: Matt Lefeld

Record: 9-21

5-13 MAC // Sixth East

N10 vs. Western Carolina !	L	50-56
N12 @ Virginia Tech !	W	72-71
N13 vs. Radford !	L	63-81
N18 URBANA	W	85-50
N30 OAKLAND	L	66-76
D3 @ Bradley	L	64-93
D10 @ Ark.-Little Rock	L	60-68
D17 vs. Florida State \$	L	60-71
D19 @ Troy \$	W	60-52
D29 NOTRE DAME (OH)	W	81-50
J4 C. MICHIGAN	W	66-44
J7 @ W. Michigan	L	62-84
J11 N. ILLINOIS	L	74-75
J15 TOLEDO	W	59-52
J18 @ E. Michigan	W	79-72
J21 @ Ball State	L	61-62
J24 BUFFALO	L	73-76
J26 @ Kent State	W	79-74
J29 AKRON (OT)	L	72-77
F1 @ Miami	L	60-77
F4 OHIO (2OT)	L	90-93
F7 E. MICHIGAN	W	73-71
F11 @ Toledo	L	64-72
F14 @ Akron	L	62-77
F18 WRIGHT STATE	L	51-70
F21 KENT STATE	L	66-82
F26 @ Buffalo	L	67-81
M1 MIAMI	L	59-73
M4 @ Ohio	L	48-85
M6 @ Toledo #	L	52-77

! NABC Classic - Blacksburg, Virginia
 \$ Coors Classic - Mobile, Alabama
 # MAC Tournament

2006-07

Coach: Dan Dakich

Captains: Matt Lefeld, Martin Samarco

Record: 13-18

3-13 MAC // Sixth East

N11 DENISON	W	89-52
N16 @ Arkansas State	L	54-64
N19 FURMAN	L	59-63
N25 SOUTH ALABAMA	W	65-64
D2 TROY	W	71-69
D4 ARKANSAS STATE	W	81-72
D9 CENT. ARKANSAS	L	58-72
D16 @ Wright State	W	59-56
D19 NORTHERN COLO.	W	63-53
D22 @ Marshall	W	79-78
D27 vs. Michigan Tech !	W	58-46
D29 vs. Jacksonville State !	W	77-69
D30 @ UW-Green Bay !	L	62-65
J7 BUFFALO	W	74-73
J11 @ Ohio	L	49-67
J14 AKRON	L	62-83
J17 @ Miami	L	60-66

J20 @ Kent State	L	61-62
J24 W. MICHIGAN	L	63-72
J27 @ C. Michigan	L	68-71
J31 BALL STATE	W	67-57
F3 @ Toledo	L	48-64
F7 @ N. Illinois	L	51-73
F10 E. MICHIGAN	L	63-65
F13 @ Buffalo (OT)	L	90-98
F17 @ Morehead State	W	90-72
F21 OHIO	L	63-88
F24 @ Akron	L	87-93
M1 KENT STATE	L	64-77
M4 MIAMI	W	68-64
M7 vs. Ohio #	L	59-69

! Oneida Holiday Classic - Green Bay, Wis.
 # MAC Tournament - Cleveland, Ohio

2007-08

Coach: Louis Orr

Captains: None

Record: 13-17

7-9 MAC // Fifth East

N9 vs. Western Carolina !	L	60-63
N10 vs. Belmont !	W	78-67
N11 @ Cincinnati !	W	69-67
N17 MOREHEAD STATE	W	86-70
N24 TEMPLE	L	55-72
N27 @ Furman	W	67-58
D1 @ Oakland	L	80-90
D6 @ Northern Colo. (OT)	L	60-64
D16 ILLINOIS STATE	L	58-69
D22 @ Indiana State	L	57-62
D29 EASTERN ILLINOIS	W	52-48
J2 DUQUESNE	L	78-96
J5 OHIO	W	52-49
J12 @ Kent State	L	49-63
J17 BUFFALO	W	83-70
J20 @ Akron	L	44-80
J23 MIAMI	W	55-52
J27 N. ILLINOIS	W	63-59
J30 @ Ball State	W	63-53
F2 @ W. Michigan	L	50-64
F6 C. MICHIGANA (OT)	L	77-81
F10 TOLEDO	W	69-58
F13 @ E. Michigan	L	68-78
F16 AKRON	L	56-65
F19 @ Ohio	L	48-69
F23 @ Detroit	W	81-65
M1 (23) KENT STATE	W	89-83
M4 @ Buffalo	L	50-96
M8 @ Miami	L	59-75
M12 Toledo #	L	48-52

! Peggy Cronin Classic
 # MAC Tournament - Cleveland, Ohio

Year-By-Year Records



2008-09

Coach: Louis Orr
Captain: Darryl Clements
Record: 19-14
11-5 MAC // T-First East

N14	vs. Georgia State (OT) !	W 77-76
N15	@ Minnesota !	L 61-68
N16	vs. Concordia St. Paul !	W 82-61
N20	WAYNE STATE	W 80-48
N24	@ Ohio State	L 57-61
D1	@ Savannah State	L 54-57
D6	@ Illinois State	L 65-78
D14	DETROIT	W 58-38
D20	@ Central Arkansas	L 65-67
D22	TOWSON	W 77-58
D28	EASTERN ILLINOIS	W 78-60
D31	@ Duquesne	L 65-76
J3	FORDHAM	W 65-59
J10	BUFFALO	W 86-82
J14	@ Kent State	L 48-72
J17	AKRON	L 52-62
J20	MIAMI	L 60-67
J24	@ Ohio	W 52-51
J28	BALL STATE	W 62-58
J31	@ N. Illinois	W 69-61
F4	W. MICHIGAN	W 68-61
F7	@ C. Michigan	W 67-61
F11	@ Toledo	W 59-54
F15	E. MICHIGAN	L 57-65
F18	@ Buffalo	W 59-48
F21	CANISIUS (OT)	L 66-71
F26	KENT STATE	W 67-66
M1	@ Akron	W 50-46
M5	@ Miami (OT)	L 45-50
M8	OHIO	W 75-41
M12	vs. Ohio #	W 74-61
M13	vs. Akron #	L 55-63
M18	@ Creighton %	L 71-73

! NABC Classic - Minneapolis, Minn.
 # MAC Tournament - Cleveland, Ohio
 % National Invitation Tournament (NIT)

2009-10

Coach: Louis Orr
Captains: Otis Polk,
Erik Marschall, Marc Larson, Matt
Karaffa
Record: 14-16
6-10 MAC // Sixth East

N14	WAYNE STATE	W 67-45
N17	@ Xavier	L 57-101
N20	@ Iowa	L 46-68
N28	UW-MILWAUKEE (OT)	L 83-90
N30	FLORIDA INT'L	W 67-62
D3	SAVANNAH STATE	W 59-51
D5	@ Fordham	W 67-46
D12	@ Canisius	W 58-54
D19	@ Detroit	L 69-73
D28	@ Temple	L 39-63
D30	@ Towson	W 70-69

J2	SAINT LOUIS	W 59-50
J9	@ Akron	L 45-71
J14	BUFFALO	L 65-68
J17	@ Kent State	W 76-70
J20	OHIO	W 65-57
J23	@ Miami	L 52-64
J27	@ E. Michigan	W 64-61
J30	C. MICHIGAN	L 52-64
F1	TOLEDO	W 58-47
F4	@ Ball State	L 59-64
F6	@ W. Michigan	L 64-65
F10	N. ILLINOIS	W 73-69
F14	MIAMI	W 67-64
F17	@ Buffalo	L 51-64
F20	VALPARAISO	W 87-70
F24	KENT STATE	L 69-75
F27	AKRON	L 68-74
M4	@ Ohio	L 60-82
M7	@ W. Michigan #	L 73-75

MAC Tournament - Kalamazoo, Mich.

2010-11

Coach: Louis Orr
Captains: Joe Jakubowski,
Scott Thomas, Dee Brown
Record: 14-19
8-8 MAC // T-Fifth East

N12	@ Howard	L 52-54
N15	OHIO DOMINICAN	W 81-55
N18	@ Michigan	L 50-69
N22	DUQUESNE	L 54-90
N26	vs. Niagara !!	L 61-65
N27	@ Detroit !!	L 62-71
N28	vs. Albany !!	L 55-56
D4	@ (6) Michigan St.	L 39-74
D8	W. KENTUCKY	L 52-59
D12	FLORIDA INT'L	W 76-67
D18	@ UW-Milwaukee	L 69-72
D22	MANHATTAN	W 70-57
D30	UT-SAN ANTONIO	W 70-59
J1	@ Saint Louis	W 67-61
J8	@ Buffalo (2OT)	W 74-71
J11	@ Kent State	L 63-80
J16	MIAMI	W 62-53
J19	OHIO	W 73-61
J22	@ Akron	L 58-63
J25	@ Toledo	W 70-64
J29	E. MICHIGAN	W 68-63
F2	@ N. Illinois (OT)	W 73-70
F5	W. MICHIGAN	L 61-75
F9	BALL STATE	W 65-64
F12	@ C. Michigan	L 64-69
F15	AKRON	L 54-89
F19	@ Youngstown St.	L 76-83
F23	@ Ohio	L 60-70
F26	@ Miami	L 77-84
M1	KENT STATE	L 57-63
M5	BUFFALO	W 73-63
M8	N. ILLINOIS #	W 74-54
M10	vs. W. Michigan ##	L 56-67

! Legends Classic - Ann Arbor, Mich.
 !! Legends Classic - Detroit, Mich.
 # MAC Tournament - Bowling Green, Ohio
 ## MAC Tournament - Cleveland, Ohio

2011-12

Coach: Louis Orr
Captains: Scott Thomas,
Dee Brown
Record: 16-16
9-7 MAC // Fifth East

N11	HOWARD	W 63-48
N13	@ Georgia !	L 54-63
N21	AUSTIN PEAY !!	W 82-72
N22	DETROIT !!	W 67-61
N23	G. WASHINGTON !!	L 56-77
N27	TEMPLE	W 67-64
D4	@ W. Kentucky	L 53-60
D7	MALONE	W 87-44
D10	@ Valparaiso	L 79-82
D17	@ (21) Michigan St.	L 60-74
D22	@ Florida Int'l	W 61-53
D28	@ Duquesne	L 76-86
J1	@ UT-San Antonio (OT)	L 79-86
J7	OHIO	W 67-57
J11	AKRON	L 55-56
J14	@ Kent State	L 87-92
J18	@ Miami	W 65-57
J21	BUFFALO	L 66-68
J25	C. MICHIGAN	W 71-58
J28	@ E. Michigan	L 50-55
F1	@ W. Michigan	W 72-48
F4	N. ILLINOIS	W 65-40
F8	@ Ball State	W 61-54
F11	TOLEDO	W 66-63
F15	@ Ohio	L 59-72
F18	MOREHEAD STATE	W 73-60
F22	@ Akron	L 68-79
F25	KENT STATE	W 74-58
F29	MIAMI	W 56-51
M3	@ Buffalo	L 64-68
M5	C. MICHIGAN #	L 53-54
M14	@ Oakland ^	L 69-86

! Progressive CBE Classic - Athens, Ga.
 !! Progressive CBE Classic - Bowling Green, Ohio
 # MAC Tournament - Bowling Green, Ohio
 ^ CollegeInsider.com Tournament (CIT)

2012-13

Coach: Louis Orr
Captains: None
Record: 13-19
7-9 MAC // Fifth East

N9	LAKE ERIE	W 63-53
N12	vs. Cleveland State (OT) !	L 73-79
N13	vs. IUPUI !	L 66-80
N19	@ Robert Morris !!	L 60-71
N20	vs. Ala.-Huntsville !!	W 68-54
N27	DETROIT	W 70-65
D1	YOUNGSTOWN ST.	L 49-58
D3	WRIGHT STATE	W 54-41
D8	SAMFORD	W 57-42
D18	(20) MICHIGAN ST.	L 53-64
D21	@ South Florida (3OT)	L 84-87
D28	@ North Dakota	L 53-56
D31	@ Temple	L 57-75

J9	@ C. Michigan	L 67-73
J12	E. MICHIGAN	W 46-44
J16	@ Miami	L 60-63
J19	@ Buffalo	L 65-68
J23	KENT STATE	W 70-55
J26	@ Toledo	L 62-75
J30	AKRON	L 55-68
F2	BALL STATE	W 70-59
F6	@ N. Illinois	W 57-41
F9	@ Ohio	L 63-72
F13	W. MICHIGAN	W 70-60
F16	@ Akron	L 50-67
F21	NEW ORLEANS	W 87-56
F23	@ IPFW	L 75-88
F27	MIAMI	W 52-44
M2	OHIO	L 65-78
M5	@ Kent State	L 61-69
M8	BUFFALO	W 76-65
M11	MIAMI #	L 52-63

! NIT Season Tip-Off - Ann Arbor, Mich.
 !! NIT Season Tip-Off - Moon Township, Pa.
 # MAC Tournament - Bowling Green, Ohio

2013-14

Coach: Louis Orr
Captains: Cameron Black,
Craig Sealey
Record: 12-20
6-12 MAC // Sixth East

N9	EARLHAM	W 102-49
N15	SOUTH FLORIDA	L 61-75
N21	@ (12) Wisconsin	L 64-88
N23	@ Saint Louis	L 47-74
N26	vs. Presbyterian !	W 67-45
N27	vs. Oral Roberts !	L 56-63
D2	W. KENTUCKY	W 74-62
D7	@ Xavier (OT)	L 73-85
D11	NORTH DAKOTA	W 79-69
D15	@ Morehead State	W 67-61
D22	DETROIT	W 64-62
D29	@ Wright State	L 43-46
J2	IPFW	L 60-65
J8	E. MICHIGAN	L 51-56
J12	N. ILLINOIS	L 36-45
J15	C. MICHIGAN	W 67-57
J19	@ W. Michigan	W 69-64
J22	@ Ohio	W 58-56
J25	MIAMI	L 65-70
J29	@ E. Michigan	L 57-69
F2	BUFFALO	W 74-68
F5	@ Toledo	L 76-83
F9	AKRON	L 63-65
F12	@ Kent State	L 61-62
F15	@ Ball State	W 66-64
F20	TOLEDO	L 58-60
F23	@ Miami	L 52-55
F26	KENT STATE	W 73-66
M1	@ Akron	L 47-57
M4	OHIO	L 61-72
M8	@ Buffalo	L 65-88
M10	@ N. Illinois # (OT)	L 51-54

! Cancun Challenge - Cancun, Mexico
 # MAC Tournament - DeKalb, Illinois



Year-By-Year Records

2014-15

Coach: Chris Jans

Captains: Richaun Holmes,

Anthony Henderson,

Jehvon Clarke

Record: 21-12

11-7 MAC // Third East

N15 @ Drake	W	77-58
N19 WRIGHT STATE	W	70-55
N25 SE MISSOURI STATE	W	62-54
N30 @ Detroit	W	66-63
D3 @ W. Kentucky	L	52-62
D6 ALABAMA A&M	W	64-47
D9 @ Dayton	L	52-56
D13 CLEVELAND STATE \$	W	67-57
D21 FERRIS STATE	L	68-82
D28 @ South Florida	W	79-70
J3 CHICAGO STATE	W	58-35
J7 @ Kent State	W	66-64
J10 OHIO	W	69-54
J14 @ Akron	L	50-67
J17 BALL STATE	W	58-46
J21 E. MICHIGAN	W	74-58
J24 @ Toledo	L	67-71
J27 N. ILLINOIS	W	56-46
J31 AKRON	L	68-69
F4 @ C. Michigan (OT)	W	76-74
F7 @ N. Illinois	W	69-65
F10 W. MICHIGAN	W	65-49
F14 @ Ball State	W	79-65
F18 MIAMI	L	56-67
F21 BUFFALO	L	56-68
F24 @ Ohio	W	76-65
F28 @ Miami	W	62-57
M3 KENT STATE	L	80-81
M6 @ Buffalo	L	75-77
M9 BALL STATE #	W	88-75
M11 vs. E. Michigan ##	L	67-73
M17 @ Saint Francis (Pa.) ^	W	67-64
M21 CANISIUS ^	L	59-82

\$ Bill Frack Challenge

MAC Tournament - Bowling Green, Ohio

MAC Tournament - Cleveland, Ohio

^ Colleg Insider.com Tournament (CIT)

2015-16

Coach: Michael Huger

Captains: Wes Alcegaire,

JD Tisdale, Garrett Mayleben

Record: 16-18

5-13 MAC // Sixth East

N14 NEW ORLEANS	W	79-61
N18 CINCINNATI \$	L	50-83
N21 vs. North Dakota !	L	59-77
N22 vs. Youngstown St. !	W	79-72
N23 @ FGCU	W	82-77
N29 URBANA !!	W	96-55
D2 UMBC	W	72-64
D5 DRAKE	W	75-63
D8 @ Southeast Missouri	W	79-52

D12 @ Detroit	L	80-95
D20 @ Wright State	L	47-83
D23 @ Cleveland State	W	62-47
J2 OAKLAND CITY (IND.)	W	87-56
J6 MIAMI	W	73-62
J9 C. MICHIGAN	L	67-79
J12 @ Ohio	W	91-75
J16 @ E. Michigan	W	84-79
J19 TOLEDO	L	74-81
J23 KENT STATE *	L	59-62
J26 @ W. Michigan	W	79-78
J30 @ C. Michigan	L	65-77
F2 BALL STATE	L	64-72
F6 @ Miami	L	51-55
F9 AKRON	L	68-83
F13 W. MICHIGAN	L	68-74
F16 @ N. Illinois	L	60-71
F20 @ Buffalo	L	74-88
F23 OHIO	W	87-82
F26 @ Akron	L	54-89
M1 @ Kent State	L	54-70
M4 BUFFALO	L	83-87
M7 @ Kent State #	W	70-69
M10 vs. C. Michigan ##	W	62-59
M11 vs. Akron ##	L	66-80

\$ Bill Frack Challenge

! Hilton Garden Inn FGCU Classic - Fort Myers, Fla.

!! Hilton Garden Inn FGCU Classic - Bowling Green, Ohio

* Centennial Game - Bowling Green, Ohio

MAC Tournament - Kent, Ohio

MAC Tournament - Cleveland, Ohio

2016-17

Coach: Michael Huger

Captains: Wes Alcegaire,

Ismail Ali

Record: 13-19

7-11 MAC // Fifth East

N11 @ Oakland	L	70-78
N13 @ South Dakota	L	72-78
N19 UMKC !	L	69-71
N20 GREEN BAY !	L	61-77
N21 MURRAY STATE !	W	78-77
N26 MORGAN STATE	W	90-58
N29 NOTRE DAME COL.	W	86-60
D4 @ Cincinnati	L	56-85
D6 @ Evansville	L	66-69
D10 DETROIT MERCY	W	74-61
D18 @ San Jose State	L	76-77
D22 ALABAMA A&M	W	74-61
D30 NORFOLK STATE	W	86-77
J3 @ Akron	L	84-89
J7 @ Ball State	W	76-71
J10 E. MICHIGAN	L	53-81
J14 N. ILLINOIS	L	52-69
J17 @ Toledo	L	73-85
J21 BALL STATE	W	79-74
J24 @ C. Michigan	L	76-82

J28 OHIO	L	72-96
J31 MIAMI	W	83-72
F4 TOLEDO (2OT)	W	104-100
F7 @ Kent State (OT)	W	84-83
F11 BUFFALO	L	74-88
F14 @ Western Michigan	L	79-89
F18 @ Ohio	L	75-95
F21 AKRON	W	66-65
F25 @ Miami	W	70-54
F28 KENT STATE	L	67-74
M3 @ Buffalo	L	68-80
M6 @ Toledo #	L	62-77

! Bill Frack Tournament - Bowling Green, Ohio)

MAC Tournament - Toledo, Ohio)

2017-18

Coach: Michael Huger

Captain: Matt Fox

Record: 16-16

7-11 MAC // Fourth East

N10 @ Drexel	W	78-69
N13 SOUTH DAKOTA	L	79-88
N18 FLA. GULF COAST	W	83-80
N20 LAKE ERIE (OT)	W	109-106
N24 vs. USC Upstate !	W	83-74
N25 @ Campbell !	W	78-72
N26 vs. Abilene Christian !	L	83-88
N29 SAN JOSE STATE	W	85-79
D2 @ Norfolk State	W	92-77
D5 EVANSVILLE	L	76-91
D9 @ Old Dominion	L	46-88
D21 @ Green Bay (OT)	W	81-78
D28 LOURDES	W	97-56
J2 MIAMI	L	72-77
J6 @ E. Michigan (OT)	W	75-71
J9 N. ILLINOIS	W	66-57
J13 @ Akron	L	78-80
J16 @ Miami	W	81-70
J20 C. MICHIGAN	L	75-84
J23 @ N. Illinois	L	62-93
J27 @ Toledo	L	75-101
J30 OHIO	W	66-50
F3 KENT STATE	W	70-62
F6 @ Ball State	L	56-59
F10 E. MICHIGAN (OT)	W	70-63
F13 W. MICHIGAN	W	83-81
F16 @ Buffalo	L	82-95
F20 AKRON	L	79-81
F24 @ Kent State	L	63-64
F27 @ Ohio	L	59-75
M8 BUFFALO	L	70-100
M11 @ C. Michigan (OT) #	L	77-81

! Creek Classic - Buies Creek, N.C.

\$ Bill Frack Challenge

MAC Tournament - Mount Pleasant, Mich.

2018-19

Coach: Michael Huger

Captains: Justin Turner, Demajeo

Wiggins, Jeffrey Uju

Record: 22-12

12-6 MAC // Second East

N6 TIFFIN	W	91-52
N9 @ St. John's #	L	80-84
N12 @ VCU #	L	61-72
N15 N.C. CENTRAL	W	75-60
N19 vs. Hampton %	W	81-79
N20 @ Detroit Mercy %	L	67-82
N25 DREXEL	W	81-71
D1 @ Hartford	L	63-76
D5 @ Cleveland State	L	64-82
D8 GREEN BAY	W	97-68
D16 FINDLAY \$	W	82-57
D21 W. CAROLINA	W	73-52
D30 TENNESSEE-MARTIN	W	94-80
J5 @ Kent State	W	86-64
J8 OHIO	W	82-63
J12 @ C. Michigan (OT)	W	97-87
J15 BALL STATE	W	79-78
J19 W. MICHIGAN	W	79-48
J22 @ E. Michigan	W	80-67
J26 @ Miami	L	53-67
F1 (18) BUFFALO	W	92-88
F5 @ W. Michigan	W	85-72
F9 TOLEDO	L	71-78
F12 C. MICHIGAN	W	79-72
F16 @ N. Illinois	W	87-67
F19 AKRON	W	73-69
F22 @ Ohio (OT)	L	87-92
F26 MIAMI	L	69-82
M1 KENT STATE	W	77-72
M5 @ Akron	L	67-91
M8 @ (19) Buffalo	L	73-84
M14 vs. Ball State !	W	99-86
M15 vs. N. Illinois !	W	71-67
M16 vs. (18) Buffalo !	L	73-87

Legends Classic (Queens, N.Y. and Richmond, Va.)

% Legends Classic Detroit Subregional

\$ Bill Frack Challenge

! MAC Tournament - Cleveland, Ohio

Year-By-Year Records



2019-20

Coach: Michael Huger
Captains: Justin Turner, Dylan Frye, Daeqwon Plowden, Caleb Fields
Record: 21-10
12-6 MAC // Second East

N5	TIFFIN	W	94-73
N8	@ (22) LSU	L	79-88
N11	vs. Jacksonville ^	W	75-59
N15	FAIRMONT STATE	W	88-66
N22	vs. Western Kentucky %	W	77-75
N24	vs. (RV) Cincinnati % (OT)	W	91-84
N25	vs. Nevada %	L	62-77
N30	DARTMOUTH	W	76-69
D7	OAKLAND	W	68-65
D15	CLEVELAND STATE	W	72-58
D20	vs. Norfolk State \$	L	67-72
D21	vs. Quinnipiac \$	L	64-69
D31	HARTFORD	W	81-68
J3	KENT STATE	L	61-79
J7	MIAMI	W	78-76
J11	@ Ohio	W	83-74
J14	@ W. Michigan	W	85-82
J18	N. ILLINOIS	W	66-64
J21	E. MICHIGAN	W	62-59
J25	@ Toledo	W	85-79
J28	BALL STATE	W	67-61
J31	@ Buffalo	W	78-77
F4	@ C. Michigan	L	82-92
F8	TOLEDO	W	85-83
F11	@ Akron	L	59-74
F15	@ Ball State	W	77-71
F22	OHIO	W	62-61
F25	AKRON	W	78-60
F29	@ Miami	L	55-73
M3	@ Kent State	L	69-83
M6	BUFFALO	L	84-88
M12	vs. Toledo !	Canceled (COVID-19)	

^ Game took place at U of Miami's Watsco Center in Coral Gables, Fla.

% Paradise Jam (U.S. Virgin Islands)

\$ Boardwalk Battle (Atlantic City, N.J.)

! MAC Tournament - Cleveland, Ohio

* MAC Tournament was not played due to COVID-19 *

2020-21

Coach: Michael Huger
Captains: Justin Turner, Trey Diggs, Daeqwon Plowden, Caleb Fields
Record: 14-12
10-8 MAC // 6th Overall

N25	(25) @ Michigan	L	82-96
N28	SOUTH CAROLINA ST.	W	101-78
N30	@ Appalachian State	W	78-76(OT)
D3	PURDUE N.W.	W	88-67
D6	BUFFALO	W	86-78
D13	WRIGHT STATE	L	67-85
D18	@ Robert Morris	W	85-65
D30	@ Ohio	W	83-75

J2	@ N. Illinois	W	68-42
J5	C. MICHIGAN	W	90-69
J9	@ C. Michigan	W	93-65
J12	BALL STATE	L	64-88
J15	@ Buffalo	W	76-69
J19	AKRON	L	57-69
J21	@ Miami	L	77-96
J27	@ Kent State	L	91-96
J30	TOLEDO	L	66-84
F3	W. MICHIGAN	L	70-76
F9	KENT STATE	L	67-71
F13	@ Toledo	W	88-81
F16	@ Ball State	W	75-62
F23	@ E. Michigan	W	82-69
F26	@ Akron	W	83-71
M2	MIAMI	L	79-84(OT)
M11	vs. Akron !	L	67-74
M22	vs. Stetson %	L	52-53

% CBI (Daytona Beach, Fla.)

! MAC Tournament - Cleveland, Ohio

2021-22

Coach: Michael Huger
Captains: Trey Diggs, Daeqwon Plowden, Caleb Fields
Record: 13-18
6-14 MAC // 9th Overall

N9	@ Western Carolina	L	71-79(OT)
N12	OHIO WESLEYAN	W	101-60
N15	@ (19) Ohio State	L	58-89
N19	NORFOLK STATE	L	84-90
N23	vs. Milwaukee %	W	82-68
N24	vs. Southern Utah %	L	73-87
N28	CHICAGO STATE	W	75-57
D1	at Duquesne	W	78-70
D7	OAKLAND	W	73-72
D19	ROBERT MORRIS	W	100-74
D21	CARLOW	W	129-50
J1	at Ball State	L	80-81
J5	at Buffalo	L	88-99
J8	MIAMI (OH)	W	87-83(OT)
J11	at Ohio	L	78-85
J15	TOLEDO	L	78-91
J18	at Northern Illinois	W	92-83
J20	AKRON	L	66-91
J22	at Western Michigan	W	82-75
J25	EASTERN MICHIGAN	W	85-71
J29	KENT STATE	L	83-91
F1	at Central Michigan	L	74-78
F5	NORTHERN ILLINOIS	W	87-65
F8	at Kent State	L	68-76
F12	at Miami (OH)	L	78-94
F15	BUFFALO	L	85-112
F19	BALL STATE	L	82-91
F22	at Akron	L	68-82
F26	WESTERN MICHIGAN	L	67-78
M1	OHIO	W	80-77
M4	at Toledo	L	56-96

% Fort Myers Tip-Off (Fort Myers, Fla.)

2022-23

Coach: Michael Huger
Captains: Isaac Elsasser, Kaden Metheny, Chandler Turner
Record: 11-20
5-13 MAC // 9th Overall

N7	AIR FORCE	W	62-58
N11	@ Oakland	W	87-82
N15	@ Wright State	L	71-80
N19	@ St. Bonaventure %	L	68-81
N22	@ Notre Dame %	L	66-82
N26	SOUTHERN INDIANA %	L	57-69
N29	QUEENS	L	66-72
D3	MORGAN STATE	W	86-76
D11	@ Hampton	W	86-72
D14	@ Norfolk State	L	75-81
D17	UT MARTIN	L	67-75
D19	FAIRMONT STATE	W	93-74
D29	OHIO DOMINICAN	W	102-65
J3	@ Eastern Michigan	W	91-56
J7	OHIO	W	88-79
J10	AKRON	L	70-74
J14	@ Western Michigan	L	92-108
J17	@ Buffalo	L	71-100
J21	MIAMI (OH)	W	83-73
J24	@ Central Michigan	W	83-61
J28	@ Toledo	L	77-91
J31	BALL STATE	L	60-69
F4	NORTHERN ILLINOIS	L	78-86
F7	@ Kent State	L	64-87
F11	@ Ball State	L	72-93
F14	CENTRAL MICHIGAN	L	74-77
F18	TOLEDO	L	86-91
F21	@ Miami (OH)	L	65-74
F25	KENT STATE	L	69-79
F28	EASTERN MICHIGAN	W	88-68
M3	at Ohio	L	58-92

% Gotham Classic



BGSU v. Opponents

THE MAC W-L	First	Last
Akron.....28-45	1938	2023
Ball State.....53-41	1968	2023
Buffalo.....22-25	1999	2023
Central Michigan.....45-41	1946	2023
Eastern Michigan.....56-43	1916	2023
Kent State.....89-82	1917	2023
Miami (Ohio).....60-90	1944	2023
Northern Illinois.....39-31	1965	2023
Ohio.....84-69	1943	2023
Toledo.....83-97	1916	2023
Western Michigan.....75-51	1946	2023

SCHOOL W-L	First	Last
Abilene Christian.....0-1	2017	2017
Adrian.....1-2	1918	1926
Air Force.....1-0	2022	2022
Alabama.....0-1	2002	2002
Alabama A&M.....2-0	2014	2016
Alabama-Huntsville.....1-0	2012	2012
Alabama State.....1-0	1990	1990
Albany.....0-1	2010	2010
Albion.....2-0	1946	1948
Alumni.....4-0	1921	1935
American.....0-1	2003	2003
American International.....1-0	1948	1948
Antioch.....2-0	1927	1927
Appalachian State.....1-0	2020	2020
Ashland.....8-4	1922	1942
Assumption.....2-0	1945	1947
Arizona.....1-0	1955	1955
Arkansas-Little Rock.....3-1	1999	2005
Arkansas State.....2-2	1950	2006
Army.....1-0	1991	1991
Austin Peay.....1-0	2011	2011
Baldwin-Wallace.....13-13	1922	1979
Belmont.....1-0	2007	2007
Beloit.....1-1	1948	1950
BG Merchants.....1-0	1918	1918
Bliss.....2-5	1924	1947
Bluffton.....33-16	1916	2004
Boston College.....2-0	1946	1948
Boston University.....2-2	1983	1988
Bradley.....3-4	1949	2005
Brigham Young (BYU).....1-3	1950	2000
Brown.....1-0	1948	1948
Butler.....4-2	1962	2002
California (Cal).....1-0	1983	1983
Camp Atterbury.....0-1	1946	1946
Campbell.....1-0	2017	2017
Camp Ellis.....1-0	1944	1944
Camp Perry.....5-0	1942	1945
Canisius.....9-6	1956	2015
Capital.....5-7	1927	1980

SCHOOL W-L	First	Last
Carlow.....1-0	2021	2021
Case.....4-0	1929	1945
Cedarville.....1-1	1921	1921
Centenary.....0-1	1975	1975
Central Arkansas.....0-2	2006	2008
Chicago State.....3-0	1970	2021
Chico State.....1-0	1982	1982
Cincinnati.....2-9	1970	2019
Citadel.....1-0	1995	1995
City College of NY.....1-1	1946	1947
Clearly JC.....2-0	1938	1938
Clemson.....0-1	1981	1981
Cleveland Naval.....1-0	1943	1943
Cleveland State (Fenn).....11-9	1972	2019
Colby.....1-0	1950	1950
Colgate.....1-0	1996	1996
Concordia-St. Paul.....1-0	2008	2008
Cornell.....3-0	1978	1982
Creighton.....0-1	2009	2009
Crile General Hospital.....2-0	1944	1945
Dartmouth.....3-0	1952	2019
Davidson.....1-1	1986	1987
Dayton.....9-17	1924	2015
Defiance.....30-21	1916	2001
Delaware.....1-0	2000	2000
Denison.....6-2	1937	2006
Detroit Mercy.....18-25	1955	2018
Detroit City.....6-2	1924	1934
Detroit Tech.....4-1	1937	1947
DePaul.....8-10	1945	2004
Drake.....2-1	1975	2015
Drexel.....2-0	2017	2018
Duquesne.....10-17	1947	2021
Earlham.....1-0	2013	2013
Eastern Illinois.....5-0	1974	2008
Eastern Kentucky.....2-3	1945	1987
Elon.....0-1	1927	1927
Evansville.....2-3	1949	2017
Fairfield.....0-1	2003	2003
Fairmont State.....2-0	2019	2022
Ferris State.....1-0	1982	1982
FGCU.....2-0	2015	2017
Findlay.....57-15	1916	2018
Florida International.....3-0	2009	2011
Florida State.....0-1	2005	2005
Fordham.....3-0	1973	2009
Fort Hayes.....1-0	1943	1943
Fort Knox.....1-0	1945	1945
Furman.....1-1	2006	2007
Gannon.....2-0	1946	1947
George Mason.....1-0	1980	1980
George Washington.....0-1	2011	2011
Georgia.....0-1	2011	2011

BGSU v. Opponents



SCHOOL	W-L	First	Last	SCHOOL	W-L	First	Last
Georgia Southern	1-0	1993	1993	Loyola of the South	3-0	1951	1953
Georgia State	1-0	2008	2008	LSU	0-1	2019	2019
Georgia Tech	1-0	1972	1972	MacMurray	2-0	1972	1973
Grambling	2-0	1986	1998	Maine	2-0	1984	1997
Grand Rapids	1-1	1938	1939	Malone	1-0	2011	2011
Great Lakes	2-4	1943	1946	Manhattan	2-1	1962	2010
Green Bay	2-1	2016	2018	Marietta	4-5	1932	1942
Griffin JC	2-0	1937	1938	Marist	1-1	2000	2001
Gross Ile Naval	2-0	1943	1944	Marshall	31-23	1954	2006
Gustavus Adolphus	4-0	1949	1952	Marquette	7-15	1948	1978
Hamline	2-1	1946	1952	Miami (Fla.)	1-0	1952	1952
Hampton	2-0	2018	2022	Michigan	3-10	1961	2020
Hartford	1-1	2018	2019	Michigan State	3-11	1959	2012
Havana	1-0	1947	1947	Michigan Tech	1-0	2006	2006
Hawaii	1-0	1999	1999	Milwaukee	1-0	2021	2021
Heidelberg	20-6	1926	1995	Minnesota	0-3	1969	2008
Hillsdale	16-1	1942	1963	Mississippi	2-1	1978	2000
Hiram	5-5	1931	1942	Mississippi State	1-1	1963	1996
Holy Cross	1-4	1946	1952	Morehead State	6-3	1955	2013
Houston	2-1	1961	1975	Morgan State	2-0	2016	2022
Howard	1-1	2010	2011	Mount Union	2-6	1929	1942
Huntington	1-0	1925	1925	Murray State	1-2	1982	2016
Illinois	0-3	1963	1981	Muskingum	0-3	1941	1943
Illinois-Chicago	2-2	1997	2004	Nebraska	1-2	1990	1997
Illinois State	1-4	1982	2008	Nevada	0-1	2019	2019
Indiana	0-3	1977	1998	New Mexico	0-1	1983	1983
Indiana State	2-1	1985	2007	New Orleans	2-0	2013	2015
Iowa	0-3	1967	2009	New York University	0-1	1945	1945
IPFW	1-3	2003	2014	Niagara	3-6	1951	2010
IUPUI	0-1	2012	2012	Norfolk State	2-3	2016	2022
Jackson State	1-0	1999	1999	North Carolina	0-1	1969	1969
Jacksonville	2-0	1989	2019	North Carolina Central	1-0	2018	2018
Jacksonville State	1-0	2006	2006	North Carolina State	1-0	1952	1952
James Madison	2-0	1995	1996	North Dakota	1-2	2012	2015
John Carroll	7-2	1941	1954	North Texas State	0-1	1975	1975
Kalamazoo	1-0	1946	1946	Northern Colorado	1-1	2006	2007
Kansas	0-1	1982	1982	Northern Iowa	1-1	1998	1999
Kentucky	1-2	1949	1988	Northwestern	1-2	1979	2003
Kentucky State	1-0	1983	1983	NW State Louisiana	1-0	1979	1979
Kenyon	1-1	1929	1931	Notre Dame	2-6	1960	2022
Lake Erie	2-0	2012	2017	Notre Dame College (OH)	2-0	2005	2016
Lake Superior	1-0	1983	1983	Oakland	6-5	1998	2022
Lamar	1-1	1984	2003	Oakland City (Ind.)	1-0	2015	2015
LaSalle	1-5	1949	1985	Oberlin	4-1	1926	1945
Lawrence Tech	2-4	1939	1954	Ohio Chiropody	0-1	1935	1935
Lockbourne Base	1-0	1944	1944	Ohio Dominican	2-0	2010	2022
Long Beach State	0-1	1975	1975	Ohio Northern	21-10	1925	1997
Long Island	3-2	1945	1951	Ohio State	2-5	1981	2021
Los Angeles State	0-1	1960	1960	Ohio Wesleyan	5-0	1944	2021
Louisiana Tech	0-1	1991	1991	Oklahoma State	1-0	1946	1946
Lourdes	1-0	2017	2017	Oklahoma City	1-4	1950	1970
Loyola (Chicago)	26-20	1946	1994	Old Dominion	0-1	2017	2017
Loyola Marymount (Calif.)	2-0	1949	1950	Oral Roberts	0-4	1974	2013



BGSU v. Opponents

SCHOOL	W-L	First	Last
Oregon	1-1	1945	1976
Otterbein	7-6	1930	1942
Patterson Field	2-0	1944	1944
Pennsylvania	0-1	1985	1985
Penn State	1-2	1952	1993
Pepperdine	2-0	1946	1949
Perrysburg City	1-0	1921	1921
Pittsburgh	1-0	1969	1969
Portland	1-0	1994	1994
Presbyterian	1-0	2013	2013
Princeton	1-3	1966	1985
Providence	0-2	1964	1989
Puerto Rico	1-0	1946	1946
Purdue	1-1	1974	1996
Purdue Northwest	1-0	2020	2020
Queens University of Charlotte	0-1	2022	2022
Quinnipiac	0-1	2019	2019
Radford	0-1	2005	2005
Rensselaer Polytech Inst.	1-0	1945	1945
Rhode Island	0-1	1946	1946
Rider	1-0	1992	1992
Robert Morris	2-1	2012	2021
Rollins	1-1	1973	1977
Romulus Air Base	4-0	1943	1945
St. Bonaventure	3-3	1971	2022
St. Joseph's	4-8	1962	1980
St. John's	3-3	1944	2018
St. Mary's	1-0	1950	1950
St. Peter's	1-1	1990	1992
Saint Francis (Pa.)	1-0	2015	2015
Saint Louis	4-2	1948	2013
Samford	1-0	2012	2012
San Diego State	1-0	1974	1974
San Francisco	1-1	1949	1970
San Jose State	1-2	1950	2017
Savannah State	1-1	2008	2009
Seattle	1-0	1961	1961
Siena	2-2	1987	1990
South Alabama	1-0	2006	2006
South Carolina	2-0	1947	1948
South Carolina State	1-0	2020	2020
South Dakota	0-2	2016	2017
South Florida	1-3	1978	2014
Southern Illinois	1-1	1969	1982
Southern Indiana	0-1	2022	2022
Southern Utah	0-1	2021	2021
SE Missouri State	2-0	2014	2015
SW Missouri State	0-2	1996	1997
Stanford	0-1	1971	1971
Stetson	0-3	1952	1977
Syracuse	3-7	1946	1995
Tampa	2-0	1949	1950
Temple	1-4	1983	2012

SCHOOL	W-L	First	Last
Texas	0-1	1986	1986
Texas A & M	1-1	1965	1976
Texas Christian	1-0	1947	1947
Texas San Antonio	1-1	2010	2012
Texas Tech	1-0	1950	1950
Tennessee	1-0	1975	1975
Tennessee-Martin	1-1	2018	2022
Tiffin	9-0	1946	2019
Toledo DeSales	1-2	1938	1941
Toledo Naval	5-0	1942	1945
Toledo - St. John's	4-6	1919	1926
Toledo Sun Oil	1-0	1943	1943
Towson	2-0	2008	2009
Tri-State	2-0	1977	1981
Troy	2-0	2005	2006
Tulsa	1-1	1952	1959
UNC-Wilmington	1-1	2000	2001
UMBC	1-0	2015	2015
UMKC	0-1	2016	2016
Urbana	7-2	1926	2015
USC Upstate	1-0	2017	2017
Utah State	0-1	1970	1970
Valparaiso	8-1	1945	2011
Vanderbilt	0-2	1968	1992
Villanova	2-0	1949	1978
Virginia Commonwealth	0-1	2018	2018
Virginia	1-0	1967	1967
Virginia Tech	2-1	1968	2005
Wagner	1-0	1987	1987
Washington	0-2	1979	2000
Wayne State	3-0	1942	2009
Western Carolina	1-3	2005	2021
Western Kentucky	11-22	1944	2019
Western Ontario	12-1	1946	1964
Western Reserve	4-3	1929	1955
Westminster	1-0	1945	1945
West Virginia	0-3	1976	1999
Wheaton	0-1	1958	1958
Wichita State	3-1	1954	1961
William & Mary	1-0	1949	1949
Wilmington	5-2	1921	2000
Wisconsin	1-3	1964	2013
Wisconsin-Green Bay	1-4	1993	2006
Wisconsin-Milwaukee	1-2	1975	2010
Wisconsin-Superior	1-0	1981	1981
Wittenberg	3-10	1928	1975
Woodville Normal School	1-1	1916	1916
Wooster	1-4	1939	1980
Wright State	8-9	1980	2022
Wyoming	0-1	1965	1965
Xavier	6-6	1946	2013
Yale	0-1	1981	1981
Youngstown State	10-4	1939	2015



ABILENE CHRISTIAN

Series Record: 0-1
 Home Record: 0-0
 Away Record: 0-0
 Neutral Record: 0-1
 Current Streak: L1
 Longest Winning Streak: NA
 Longest Losing Streak: 1
 Largest Win Margin: NA
 Largest Loss Margin: 5 (2017)

Date	Site	Result
11/26/2017	N	L, 83-88

ADRIAN

Series Record: 1-2
 Home Record: 1-1
 Away Record: 0-1
 Neutral Record: 0-0
 Current Streak: W1
 Longest Winning Streak: 1
 Longest Losing Streak: 2
 Largest Win Margin: 26 (1926)
 Largest Loss Margin: 21 (1918)

Date	Site	Result
1/18/1918	A	L, 21-42
3/2/1918	H	L, 30-31 (OT)
1/6/1926	H	W, 42-16

AIR FORCE

Series Record: 1-0
 Home Record: 1-0
 Away Record: 0-0
 Neutral Record: 0-0
 Current Streak: W1
 Longest Winning Streak: 1
 Longest Losing Streak: NA
 Largest Win Margin: 4 (2022)
 Largest Loss Margin: NA

Date	Site	Result
11/7/22	H	W, 62-58

AKRON

Series Record: 28-44
 Home Record: 16-16
 Away Record: 11-24
 Neutral Record: 1-4
 Current Streak: L3
 Longest Winning Streak: 9
 Longest Losing Streak: 17
 Largest Win Margin: 30 (2002)
 Largest Loss Margin: 36 (2008)

Date	Site	Result
2/21/1938	A	L, 29-52
12/20/1940	N	L, 27-30
2/5/1943	A	L, 38-47
2/10/1968	H	W, 74-52
12/10/1983	A	W, 91-90
12/12/1984	H	W, 64-53
11/30/1985	H	L, 85-90
12/3/1986	A	L, 52-79
1/31/1990	H	W, 77-71
11/28/1990	A	W, 85-67
1/6/1993	A	L, 51-53
3/6/1993	H	W, 76-58
1/29/1994	H	W, 70-57
2/26/1994	A	W, 74-60
1/28/1995	A	W, 79-70

2/25/1995	H	W, 72-53
1/27/1996	H	W, 70-51
2/24/1996	A	W, 68-50
1/13/1997	A	W, 81-79 (OT)
2/8/1997	H	W, 103-78
1/17/1998	A	L, 75-84
2/11/1998	H	L, 80-82
1/14/1999	H	W, 66-57
2/17/1999	A	L, 65-71
2/27/1999	A #	W, 80-74 (OT)
1/29/2000	H	W, 88-77
2/24/2000	A	W, 73-72
1/17/2001	A	L, 80-83
2/24/2001	H	W, 86-78
1/23/2002	A	L, 86-87 (OT)
2/23/2002	H	W, 76-46
3/7/2002	N #	W, 60-58
1/28/2003	H	W, 74-60
1/14/2004	A	W, 77-72
2/3/2005	H	L, 69-71
1/29/2006	H	L, 72-77 (OT)
2/14/2006	A	L, 62-77
1/14/2007	H	L, 62-83
2/24/2007	A	L, 87-93
1/20/2008	A	L, 44-80
2/16/2008	H	L, 56-65
1/17/2009	H	L, 52-62
3/1/2009	A	W, 50-46
3/13/2009	N #	L, 55-63
1/9/2010	A	L, 45-71
2/27/2010	H	L, 68-74
1/22/2011	A	L, 58-63
2/15/2011	H	L, 54-89
1/11/2012	H	L, 55-56
2/22/2012	A	L, 68-79
1/30/2013	H	L, 55-68
2/16/2013	A	L, 50-67
2/9/2014	H	L, 63-65
3/1/2014	A	L, 47-57
1/14/2015	A	L, 50-67
1/31/2015	H	L, 68-69
2/9/2016	H	L, 68-83
2/26/2016	A	L, 54-89
3/11/2016	N #	L, 66-80
1/3/2017	A	L, 84-89
2/21/2017	H	W, 66-65
1/13/2018	A	L, 78-80
2/20/2018	H	L, 79-81
2/19/2019	H	W, 73-69
3/5/2019	A	L, 67-91
2/11/2020	A	L, 59-74
2/25/2020	H	W, 78-60
1/19/2021	H	L, 57-69
2/26/2021	A	W, 83-71
3/11/2021	N #	L, 67-74
1/20/2022	H	L, 66-91
2/22/2022	A	L, 68-82
1/10/2023	H	L, 70-74

MAC Tournament

ALABAMA

Series Record: 0-1
 Home Record: 0-0
 Away Record: 0-0
 Neutral Record: 0-1
 Current Streak: L1
 Longest Winning Streak: NA
 Longest Losing Streak: 1
 Largest Win Margin: NA
 Largest Loss Margin: 9 (2002)

Date	Site	Result
12/14/2002	N	L, 63-72

ALABAMA A&M

Series Record: 2-0
 Home Record: 2-0
 Away Record: 0-0
 Neutral Record: 0-0
 Current Streak: W2
 Longest Winning Streak: 2
 Longest Losing Streak: NA
 Largest Win Margin: 17 (2014)
 Largest Loss Margin: NA

Date	Site	Result
12/6/2014	H	W, 64-47
12/22/2016	H	W, 74-61

ALABAMA-HUNTSVILLE

Series Record: 1-0
 Home Record: 0-0
 Away Record: 0-0
 Neutral Record: 1-0
 Current Streak: W1
 Longest Winning Streak: 1
 Longest Losing Streak: NA
 Largest Win Margin: 14 (2012)
 Largest Loss Margin: NA

Date	Site	Result
11/20/2012	N	W, 68-54

ALABAMA STATE

Series Record: 1-0
 Home Record: 0-0
 Away Record: 0-0
 Neutral Record: 1-0
 Current Streak: W1
 Longest Winning Streak: 1
 Longest Losing Streak: NA
 Largest Win Margin: 14 (1990)
 Largest Loss Margin: NA

Date	Site	Result
12/14/1990	N	W, 94-80

ALBANY

Series Record: 0-1
 Home Record: 0-0
 Away Record: 0-0
 Neutral Record: 0-1
 Current Streak: L1
 Longest Winning Streak: NA
 Longest Losing Streak: 1
 Largest Win Margin: NA
 Largest Loss Margin: 1 (2010)

Date	Site	Result
11/28/2010	N	L, 55-56

ALBION

Series Record: 2-0
 Home Record: 2-0
 Away Record: 0-0
 Neutral Record: 0-0
 Current Streak: W2
 Longest Winning Streak: 2
 Longest Losing Streak: NA
 Largest Win Margin: 35 (1948)
 Largest Loss Margin: NA

Date	Site	Result
12/30/1946	H	W, 63-29
1/5/1948	H	W, 81-46

ALUMNI

Series Record: 4-0
 Home Record: 4-0
 Away Record: 0-0
 Neutral Record: 0-0
 Current Streak: W4
 Longest Winning Streak: 4
 Longest Losing Streak: NA
 Largest Win Margin: 15 (1935)
 Largest Loss Margin: NA

Date	Site	Result
3/22/1921	H	W, 23-21
1/28/1933	H	W, 27-21
1/27/1934	H	W, 39-28
2/2/1935	H	W, 47-32

AMERICAN

Series Record: 0-1
 Home Record: 0-0
 Away Record: 0-0
 Neutral Record: 0-1
 Current Streak: L1
 Longest Winning Streak: NA
 Longest Losing Streak: 1
 Largest Win Margin: NA
 Largest Loss Margin: 9 (2003)

Date	Site	Result
12/29/2003	N	L, 64-73

AMERICAN INTERNATIONAL

Series Record: 1-0
 Home Record: 0-0
 Away Record: 1-0
 Neutral Record: 0-0
 Current Streak: W1
 Longest Winning Streak: 1
 Longest Losing Streak: NA
 Largest Win Margin: 50 (1948)
 Largest Loss Margin: NA

Date	Site	Result
2/12/1948	A	W, 96-46

ANTIOCH

Series Record: 2-0
 Home Record: 2-0
 Away Record: 0-0
 Neutral Record: 0-0
 Current Streak: W2
 Longest Winning Streak: 2
 Longest Losing Streak: NA
 Largest Win Margin: 14 (1927)
 Largest Loss Margin: NA

Date	Site	Result
1/21/1927	H	W, 36-22
2/12/1927	H	W, 44-34



BGSU v. Opponents

APPALACHIAN STATE

Series Record: 1-0
 Home Record: 0-0
 Away Record: 1-0
 Neutral Record: 0-0
 Current Streak: W1
 Longest Winning Streak: 1
 Longest Losing Streak: NA
 Largest Win Margin: 2 (2020)
 Largest Loss Margin: NA

Date	Site	Result
11/30/2020	A	W, 78-76 (OT)

ASHLAND

Series Record: 8-4
 Home Record: 4-2
 Away Record: 4-2
 Neutral Record: 0-0
 Current Streak: W2
 Longest Winning Streak: 6
 Longest Losing Streak: 3
 Largest Win Margin: 28 (1942)
 Largest Loss Margin: 16 (1923)

Date	Site	Result
2/2/1922	A	L, 22-28
2/17/1922	H	L, 30-31 (OT)
2/3/1923	A	L, 31-47
3/23/1923	H	W, 40-22
2/25/1927	H	W, 42-26
12/20/1934	A	W, 39-35 (OT)
12/18/1935	H	W, 37-26
1/28/1938	A	W, 45-44
12/12/1939	A	W, 47-37
12/14/1940	H	L, 24-30
1/20/1942	A	W, 42-41
12/12/1942	H	W, 63-35

ASSUMPTION

Series Record: 2-0
 Home Record: 2-0
 Away Record: 0-0
 Neutral Record: 0-0
 Current Streak: W2
 Longest Winning Streak: 2
 Longest Losing Streak: NA
 Largest Win Margin: 52 (1947)
 Largest Loss Margin: NA

Date	Site	Result
1/2/1945	H	W, 67-36
12/3/1947	H	W, 80-28

ARIZONA

Series Record: 1-0
 Home Record: 0-0
 Away Record: 0-0
 Neutral Record: 1-0
 Current Streak: W1
 Longest Winning Streak: 1
 Longest Losing Streak: NA
 Largest Win Margin: 17 (1955)
 Largest Loss Margin: NA

Date	Site	Result
12/29/1955	N	W, 92-75

ARKANSAS-LITTLE ROCK

Series Record: 3-1
 Home Record: 2-0
 Away Record: 1-1
 Neutral Record: 0-0
 Current Streak: L1
 Longest Winning Streak: 3
 Longest Losing Streak: 1
 Largest Win Margin: 13 (2000)
 Largest Loss Margin: 8 (2005)

Date	Site	Result
11/27/2000	H	W, 91-84
12/30/2000	A	W, 66-53
2/19/2005	H	W, 74-66
12/10/2005	A	L, 60-68

ARKANSAS STATE
 Series Record: 2-2
 Home Record: 2-0
 Away Record: 0-1
 Neutral Record: 0-1
 Current Streak: W1
 Longest Winning Streak: 1
 Longest Losing Streak: 2
 Largest Win Margin: 23 (1950)
 Largest Loss Margin: 29 (1988)

Date	Site	Result
12/13/1950	H	W, 74-51
12/17/1988	N	L, 51-80
11/16/2006	A	L, 54-64
12/4/2006	H	W, 81-72

ARMY

Series Record: 1-0
 Home Record: 0-0
 Away Record: 0-0
 Neutral Record: 1-0
 Current Streak: W1
 Longest Winning Streak: 1
 Longest Losing Streak: NA
 Largest Win Margin: 15 (1991)
 Largest Loss Margin: NA

Date	Site	Result
12/7/1991	N	W, 59-44

AUSTIN PEAY

Series Record: 1-0
 Home Record: 1-0
 Away Record: 0-0
 Neutral Record: 0-0
 Current Streak: W1
 Longest Winning Streak: 1
 Longest Losing Streak: NA
 Largest Win Margin: 10 (1911)
 Largest Loss Margin: NA

Date	Site	Result
11/21/1911	H	W, 82-72

BALDWIN-WALLACE

Series Record: 13-13
 Home Record: 8-5
 Away Record: 2-6
 Neutral Record: 3-2
 Current Streak: W4
 Longest Winning Streak: 4
 Longest Losing Streak: 4
 Largest Win Margin: 37 (1948)
 Largest Loss Margin: 19 (1929)

Date	Site	Result
1/14/1922	H	L, 21-36
2/4/1922	A	L, 21-28
2/27/1923	H	L, 29-46
2/15/1924	A	L, 25-30
12/14/1928	H	W, 23-20
12/13/1929	H	L, 13-32
12/17/1930	H	L, 19-30
2/12/1932	A	L, 24-30
2/3/1933	H	W, 32-19
12/15/1933	A	L, 30-34
2/12/1935	H	L, 26-44
1/8/1941	H	W, 41-33
1/12/1942	A	L, 35-45
2/9/1943	H	W, 52-42
2/11/1944	A	W, 44-26
1/27/1945	H	W, 70-48
2/23/1945	A	L, 54-57
1/17/1947	N	W, 60-44
2/20/1948	N	W, 88-51
1/7/1949	N	L, 60-73
2/17/1950	N	W, 78-66
2/8/1951	N	L, 59-76
2/28/1952	A	W, 95-71
2/19/1953	H	W, 88-67
12/2/1968	H	W, 84-77
12/1/1979	H	W, 77-58

BALL STATE

Series Record: 53-41
 Home Record: 32-14
 Away Record: 18-27
 Neutral Record: 3-0
 Current Streak: L4
 Longest Winning Streak: 10
 Longest Losing Streak: 6
 Largest Win Margin: 31 (1974)
 Largest Loss Margin: 36 (1998)

Date	Site	Result
12/1/1965	H	W, 91-74
12/1/1966	A	W, 97-87
12/12/1967	H	W, 87-70
12/14/1968	A	W, 76-69
12/13/1969	H	W, 99-82
12/12/1970	A	W, 96-89
12/11/1971	H	W, 104-89
1/15/1973	A	W, 76-74
12/12/1973	H	W, 96-71
12/14/1974	A	W, 100-69
1/31/1976	A	L, 53-77
1/22/1977	A	W, 72-54
2/26/1977	H	W, 84-57
2/4/1978	H	W, 69-67
1/6/1979	H	L, 93-94
2/10/1979	A	L, 70-73
12/8/1979	H	W, 80-79
2/4/1980	A	W, 79-78 (OT)
2/4/1981	H	W, 54-53
11/28/1981	N	W, 78-72
1/27/1982	H	W, 79-70
2/24/1982	A	L, 58-71

1/5/1983	A	W, 71-69
3/5/1983	H	W, 78-75
3/10/1983	H #	W, 79-69
1/14/1984	H	W, 93-75
2/11/1984	A	W, 74-45
1/5/1985	A	L, 67-81
2/2/1985	H	L, 59-60
1/29/1986	H	L, 71-76
2/26/1986	A	L, 76-85
1/21/1987	A	L, 56-73
2/18/1987	H	W, 77-75
1/6/1988	A	L, 49-54
3/5/1988	H	W, 77-56
1/14/1989	H	L, 73-79
2/11/1989	A	L, 51-64
1/6/1990	A	L, 65-71
2/3/1990	H	L, 44-45
1/30/1991	H	W, 78-62
2/27/1991	A	L, 55-63
1/29/1992	A	L, 88-91 (30T)
2/26/1992	H	W, 65-54
1/20/1993	H	L, 59-61
2/17/1993	A	L, 50-66
1/12/1994	A	W, 70-69
2/9/1994	H	W, 92-91 (OT)
1/25/1995	H	W, 88-73
2/22/1995	A	L, 71-97
3/7/1995	A #	L, 58-72
1/24/1996	A	L, 50-54
2/21/1996	H	L, 60-73
1/11/1997	H	W, 72-66
2/5/1997	A	L, 75-79 (OT)
2/7/1998	H	L, 79-115
1/30/1999	A	L, 60-61
2/2/2000	A	L, 61-71
1/20/2001	H	L, 59-62
1/16/2002	A	L, 79-92
3/8/2002	N #	W, 69-57
1/7/2003	H	W, 61-57
2/26/2003	A	L, 73-94
3/10/2003	A #	W, 90-81
1/7/2004	A	L, 63-76
2/28/2004	H	L, 71-81
1/18/2005	A	L, 62-86
2/16/2005	H	W, 70-69
3/7/2005	H	W, 75-73
1/21/2006	A	L, 61-62
1/31/2007	H	W, 67-57
1/30/2008	A	W, 63-53
1/28/2009	H	W, 62-58
2/4/2010	A	L, 59-64
2/9/2011	H	W, 65-64
2/8/2012	A	W, 61-54
2/2/2013	H	W, 70-59
2/15/2014	A	W, 66-64
1/17/2015	H	W, 58-46
2/14/2015	A	W, 79-65
3/9/2015	H #	W, 88-75
2/2/2016	H	L, 64-72
1/7/2017	A	W, 76-71
1/21/2017	H	W, 79-74
2/6/2018	A	L, 56-59
1/15/2019	H	W, 79-78
3/14/2019	N #	W, 99-86
1/28/2020	H	W, 67-61
2/15/2020	A	W, 77-71
1/12/2021	H	L, 64-88
2/16/2021	A	W, 75-62
1/1/2022	A	L, 80-81
2/19/2022	H	L, 82-91
1/31/2023	H	L, 60-69
2/11/2023	A	L, 72-93

MAC Tournament



BELMONT

Series Record: 1-0
 Home Record: 0-0
 Away Record: 0-0
 Neutral Record: 1-0
 Current Streak: W1
 Longest Winning Streak: 1
 Longest Losing Streak: NA
 Largest Win Margin: 11 (2007)
 Largest Loss Margin: NA

Date	Site	Result
11/10/2007	N	W, 78-67

BELOIT

Series Record: 1-1
 Home Record: 1-0
 Away Record: 0-1
 Neutral Record: 0-0
 Current Streak: L1
 Longest Winning Streak: 1
 Longest Losing Streak: 1
 Largest Win Margin: 15 (1948)
 Largest Loss Margin: 6 (1950)

Date	Site	Result
12/28/1948	H	W, 77-62
3/3/1950	A	L, 79-85 (OT)

BG MERCHANTS

Series Record: 1-0
 Home Record: 1-0
 Away Record: 0-0
 Neutral Record: 0-0
 Current Streak: W1
 Longest Winning Streak: 1
 Longest Losing Streak: NA
 Largest Win Margin: 24 (1918)
 Largest Loss Margin: NA

Date	Site	Result
1/10/1918	H	W, 43-19

BLISS

Series Record: 2-5
 Home Record: 1-0
 Away Record: 0-
 Neutral Record: 0-0
 Current Streak:
 Longest Winning Streak: 1
 Longest Losing Streak: 2
 Largest Win Margin: 53 (1947)
 Largest Loss Margin: 27 (1926)

Date	Site	Result
1/19/1924	H	L, 25-28
2/8/1924	A	L, 29-40
2/14/1925	H	W, 35-32 (OT)
2/26/1926	A	L, 28-55
1927-28	A	L, 37-38
12/8/1947	H	W, 95-42

BLUFFTON

Series Record: 33-16
 Home Record: 24-6
 Away Record: 9-10
 Neutral Record: 0-0
 Current Streak: W19
 Longest Winning Streak: 19
 Longest Losing Streak: 4
 Largest Win Margin: 33 (1933)
 Largest Loss Margin: 61 (1916)

Date	Site	Result
1/14/1916	A	L, 13-74
2/10/1916	H	L, 14-21
1/22/1918	A	L, 12-24
2/20/1918	H	W, 29-20
1/31/1919	H	L, 25-33
2/11/1919	A	L, 11-28
2/17/1920	H	W, 25-20
3/4/1920	A	L, 12-47
2/5/1921	A	L, 19-34
2/10/1922	H	L, 15-18
2/28/1922	A	L, 17-22
2/9/1923	H	W, 19-18
3/16/1923	A	L, 21-23
1/25/1924	A	L, 22-26
2/22/1924	H	L, 24-26
1/21/1925	H	W, 30-20
2/19/1925	A	W, 21-18
1/23/1926	A	W, 38-18
2/19/1926	H	W, 27-25
1/7/1927	A	W, 30-19
2/8/1927	H	W, 29-22
1927-28	H	W, 33-31
2/17/1928	A	W, 32-27
1/25/1929	A	W, 35-27
2/15/1929	H	L, 25-26
1/10/1930	A	L, 31-32 (OT)
1/21/1930	H	W, 23-22
1/13/1931	H	W, 26-24
2/7/1931	A	L, 24-31
1/11/1932	H	L, 29-39
2/19/1932	A	W, 40-19
12/14/1932	H	W, 42-28
2/11/1933	A	W, 30-29
12/20/1933	H	W, 46-13
2/12/1934	A	W, 32-24
12/12/1936	H	W, 32-19
2/2/1938	H	W, 49-30
12/8/1938	H	W, 39-34
12/2/1939	A	W, 48-29
12/4/1940	H	W, 41-30
12/3/1941	H	W, 53-28
12/5/1942	H	W, 57-33
1/29/1944	H	W, 56-35
12/4/1945	H	W, 83-21
12/11/1946	H	W, 57-45
12/3/1947	H	W, 73-43
12/1/1948	H	W, 73-26
12/5/1949	H	W, 72-39
12/8/2004	H	W, 87-60

BOSTON COLLEGE

Series Record: 2-0
 Home Record: 0-0
 Away Record: 2-0
 Neutral Record: 0-0
 Current Streak: W2
 Longest Winning Streak: 2
 Longest Losing Streak: N/A
 Largest Win Margin: 26 (1948)
 Largest Loss Margin: NA

Date	Site	Result
12/17/1946	A	W, 55-54
2/10/1948	A	W, 74-48

BOSTON UNIVERSITY

Series Record: 2-2
 Home Record: 1-1
 Away Record: 1-1
 Neutral Record: 0-0
 Current Streak: L2
 Longest Winning Streak: 2
 Longest Losing Streak: 2
 Largest Win Margin: 4 (1984)
 Largest Loss Margin: 20 (1987)

Date	Site	Result
12/2/1983	A	W, 77-74
12/4/1984	H	W, 67-63
12/10/1987	H	L, 67-87
12/5/1988	A	L, 69-81

BRADLEY

Series Record: 3-4
 Home Record: 2-0
 Away Record: 0-4
 Neutral Record: 1-0
 Current Streak: L1
 Longest Winning Streak: 1
 Longest Losing Streak: 2
 Largest Win Margin: 16 (2004)
 Largest Loss Margin: 29 (2005)

Date	Site	Result
3/19/1949	N*	W, 82-77
1/3/1953	A	L, 78-81
12/12/1959	A	L, 72-99
12/2/1961	H	W, 78-63
11/29/2003	A	L, 56-69
11/27/2004	H	W, 81-65
12/3/2005	A	L, 64-93

* NIT

BRIGHAM YOUNG (BYU)

Series Record: 1-3
 Home Record: 1-1
 Away Record: 0-2
 Neutral Record: 0-0
 Current Streak: L3
 Longest Winning Streak: 1
 Longest Losing Streak: 3
 Largest Win Margin: 25 (1950)
 Largest Loss Margin: 27 (2000)

Date	Site	Result
1/2/1950	H	W, 75-50
12/21/1956	A	L, 56-73
12/22/1956	H	L, 69-78
3/15/2000	A*	L, 54-81

* NIT

BROWN

Series Record: 1-0
 Home Record: 1-0
 Away Record: 0-0
 Neutral Record: 0-0
 Current Streak: W1
 Longest Winning Streak: 1
 Longest Losing Streak: NA
 Largest Win Margin: 36 (1948)
 Largest Loss Margin: NA

Date	Site	Result
1/3/1948	H	W, 80-44

BUFFALO

Series Record: 22-25
 Home Record: 14-9
 Away Record: 8-15
 Neutral Record: 0-1
 Current Streak: L3
 Longest Winning Streak: 9
 Longest Losing Streak: 9
 Largest Win Margin: 23 (1999)
 Largest Loss Margin: 46 (2008)

Date	Site	Result
1/6/1999	A	W, 62-59
2/13/1999	H	W, 84-61
1/8/2000	A	W, 96-90
2/9/2000	H	W, 77-68
1/10/2001	H	W, 90-75
2/10/2001	A	W, 70-52
1/12/2002	A	W, 85-73
2/27/2002	H	W, 73-58
12/4/2002	H	W, 76-59
12/3/2003	A	L, 62-84
1/2/2005	H	W, 95-88
1/24/2006	H	L, 73-76
2/26/2006	A	L, 67-81
1/7/2007	H	W, 74-73
2/13/2007	A	L, 90-98 (OT)
1/17/2008	H	W, 83-70
3/4/2008	A	L, 50-96
1/10/2009	H	W, 86-82
2/18/2009	A	W, 59-48
1/14/2010	H	L, 65-68
2/17/2010	A	L, 51-64
1/8/2011	A	W, 74-71
3/5/2011	H	W, 73-63
1/21/2012	H	L, 66-68
3/3/2012	A	L, 64-68
1/19/2013	A	L, 65-68
3/8/2013	H	W, 76-65
2/2/2014	H	W, 74-68
3/8/2014	A	L, 65-88
2/21/2015	H	L, 56-68
3/6/2015	A	L, 75-77
2/20/2016	A	L, 74-88
3/4/2016	H	L, 83-87
2/11/2017	H	L, 74-88
3/3/2017	A	L, 68-80
2/16/2018	A	L, 82-95
3/2/2018	H	L, 70-100
2/1/2019	H	W, 92-88
3/8/2019	A	L, 73-84
3/16/2019	N #	L, 73-87
1/31/2020	A	W, 78-77
3/6/2020	H	L, 84-88
12/6/2020	H	W, 86-78
1/15/2021	A	W, 76-69
1/5/2022	A	L, 88-99
1/15/2022	H	L, 85-112
1/17/2023	A	L, 71-100

MAC Tournament



BGSU v. Opponents

BUTLER

Series Record: 4-2
 Home Record: 2-0
 Away Record: 2-1
 Neutral Record: 0-1
 Current Streak: L1
 Longest Winning Streak: 4
 Longest Losing Streak: 1
 Largest Win Margin: 20 (1990)
 Largest Loss Margin: 12 (2002)

Date	Site	Result
3/12/1962	N ^	L, 55-56
12/23/1978	A	W, 76-73
1/30/1980	H	W, 77-68
12/28/1989	A	W, 62-54
12/8/1990	H	W, 115-95
3/4/2002	A *	L, 69-81

^ NCAA Tournament
 * NIT

CALIFORNIA

Series Record: 1-0
 Home Record: 0-0
 Away Record: 0-0
 Neutral Record: 1-0
 Current Streak: W1
 Longest Winning Streak: 1
 Longest Losing Streak: NA
 Largest Win Margin: 1 (1983)
 Largest Loss Margin: NA

Date	Site	Result
12/29/1983	N	W, 59-58

CAMP ATTERBURY

Series Record: 0-1
 Home Record: 0-0
 Away Record: 0-0
 Neutral Record: 0-1
 Current Streak: L1
 Longest Winning Streak: NA
 Longest Losing Streak: 1
 Largest Win Margin: NA
 Largest Loss Margin: 6 (1946)

Date	Site	Result
2/2/1946	N	L, 55-61

CAMPBELL

Series Record: 1-0
 Home Record: 0-0
 Away Record: 1-0
 Neutral Record: 0-0
 Current Streak: W1
 Longest Winning Streak: 1
 Longest Losing Streak: NA
 Largest Win Margin: 6 (2017)
 Largest Loss Margin: NA

Date	Site	Result
11/25/2017	A	W, 78-72

CAMP ELLIS

Series Record: 1-0
 Home Record: 1-0
 Away Record: 0-0
 Neutral Record: 0-0
 Current Streak: W1
 Longest Winning Streak: 1
 Longest Losing Streak: NA
 Largest Win Margin: 15 (1944)
 Largest Loss Margin: NA

Date	Site	Result
1/6/1944	H	W, 53-38

CAMP PERRY

Series Record: 5-0
 Home Record: 5-0
 Away Record: 0-0
 Neutral Record: 0-0
 Current Streak: W5
 Longest Winning Streak: 5
 Longest Losing Streak: NA
 Largest Win Margin: 67 (1944)
 Largest Loss Margin: NA

Date	Site	Result
12/7/1942	H	W, 73-22
2/16/1943	H	W, 36-24
12/7/1943	H	W, 50-23
12/7/1944	H	W, 103-36
2/1/1945	H	W, 90-43

CANISIUS

Series Record: 9-6
 Home Record: 5-3
 Away Record: 4-3
 Neutral Record: 0-0
 Current Streak: L1
 Longest Winning Streak: 5
 Longest Losing Streak: 2
 Largest Win Margin: 32 (1964)
 Largest Loss Margin: 23 (2015)

Date	Site	Result
2/14/1956	H	L, 72-85
2/23/1957	A	L, 70-83
12/12/1957	H	W, 78-65
1/3/1959	A	W, 86-76
12/8/1959	H	W, 80-71
12/3/1960	A	L, 52-70
12/6/1961	H	W, 74-66
2/2/1963	A	W, 60-59
2/26/1964	H	W, 94-62
1/30/1965	A	W, 74-63
12/30/1986	H	W, 56-53
1/13/1987	A	L, 62-71
2/21/2009	H	L, 66-71
12/12/2009	A	W, 58-54
3/21/2015	H *	L, 59-82

* CIT

CAPITAL

Series Record: 5-7
 Home Record: 3-3
 Away Record: 2-4
 Neutral Record: 0-0
 Current Streak: W1
 Longest Winning Streak: 2
 Longest Losing Streak: 4
 Largest Win Margin: 18 (1980)
 Largest Loss Margin: 23 (1927)

Date	Site	Result
2/11/1927	A	L, 27-50
1927-28	A	W, 41-24
1/7/1928	H	L, 30-39
1/26/1935	H	L, 39-43
1/18/1936	A	L, 28-40
1/8/1937	H	L, 21-31
2/5/1938	A	W, 55-48
2/21/1939	H	W, 54-40
1/20/1940	A	L, 42-43
1/11/1941	H	W, 47-36
2/7/1942	A	L, 64-72
12/9/1980	H	W, 88-70

CARLOW

Series Record: 1-0
 Home Record: 1-0
 Away Record: 0-0
 Neutral Record: 0-0
 Current Streak: W1
 Longest Winning Streak: 1
 Longest Losing Streak: NA
 Largest Win Margin: 79 (2021)
 Largest Loss Margin: NA

Date	Site	Result
12/21/2021	H	W, 129-50

CASE

Series Record: 4-0
 Home Record: 2-0
 Away Record: 2-0
 Neutral Record: 0-0
 Current Streak: W4
 Longest Winning Streak: 4
 Longest Losing Streak: NA
 Largest Win Margin: 31 (1945)
 Largest Loss Margin: NA

Date	Site	Result
12/19/1929	H	W, 31-30
1/22/1944	A	W, 84-54
1/13/1945	H	W, 68-37
2/24/1945	A	W, 74-42

CEDARVILLE

Series Record: 1-1
 Home Record: 1-0
 Away Record: 0-1
 Neutral Record: 0-0
 Current Streak: L1
 Longest Winning Streak: 1
 Longest Losing Streak: 1
 Largest Win Margin: 19 (1921)
 Largest Loss Margin: 10 (1921)

Date	Site	Result
1/28/1921	H	W, 30-11
3/4/1921	A	L, 21-31

CENTENARY

Series Record: 0-1
 Home Record: 0-0
 Away Record: 0-0
 Neutral Record: 0-1
 Current Streak: L1
 Longest Winning Streak: NA
 Longest Losing Streak: 1
 Largest Win Margin: NA
 Largest Loss Margin: 13 (1975)

Date	Site	Result
12/28/1975	N	L, 69-82

CENTRAL ARKANSAS

Series Record: 0-2
 Home Record: 0-1
 Away Record: 0-1
 Neutral Record: 0-0
 Current Streak: L2
 Longest Winning Streak: NA
 Longest Losing Streak: 2
 Largest Win Margin: NA
 Largest Loss Margin: 14 (2006)

Date	Site	Result
12/9/2006	H	L, 58-72
12/20/2008	A	L, 65-76

CENTRAL MICHIGAN

Series Record: 45-41
 Home Record: 25-16
 Away Record: 19-24
 Neutral Record: 1-1
 Current Streak: L1
 Longest Winning Streak: 6
 Longest Losing Streak: 8
 Largest Win Margin: 34 (1995)
 Largest Loss Margin: 31 (1974)

Date	Site	Result
12/7/1946	A	W, 65-58
2/15/1947	H	W, 69-38
12/16/1972	A	W, 88-83
2/12/1973	H	W, 87-80
1/16/1974	H	W, 65-56 (OT)
2/13/1974	A	L, 59-90
1/15/1975	A	L, 73-83
3/8/1975	H	L, 80-82
1/7/1976	H	W, 88-72
2/11/1976	A	L, 82-95
2/16/1977	A	L, 56-57
3/5/1977	H	L, 91-94
3/6/1978	A	L, 77-82 (OT)
1/24/1979	H	L, 76-81
2/28/1979	A	L, 66-72
1/16/1980	H	W, 69-62
2/20/1980	A	L, 72-75
1/17/1981	H	W, 96-94
2/14/1981	A	W, 90-80
1/9/1982	H	W, 58-41
2/6/1982	A	W, 80-79 (OT)
2/2/1983	H	W, 78-69
3/2/1983	A	W, 90-82
1/25/1984	A	L, 84-86 (OT)
2/22/1984	H	W, 84-74
1/15/1985	H	W, 66-58
2/13/1985	A	W, 72-70
1/8/1986	A	W, 68-67 (OT)
2/5/1986	H	L, 58-80
1/3/1987	A	L, 61-73



1/31/1987	H	L, 70-71
2/3/1988	H	L, 60-63
3/2/1988	A	L, 47-52
1/28/1989	H	L, 55-56
2/25/1989	A	L, 70-81
1/20/1990	A	L, 58-72
2/17/1990	H	W, 75-56
1/12/1991	H	W, 72-57
2/9/1991	A	L, 74-76
1/11/1992	A	L, 71-78
2/8/1992	H	W, 60-58
2/3/1993	H	W, 105-99
3/3/1993	A	W, 73-64
1/26/1994	A	L, 53-58
2/23/1994	H	W, 79-64
1/11/1995	H	W, 102-68
2/8/1995	A	W, 75-57
1/10/1996	A	W, 81-70
2/7/1996	H	W, 74-63
1/4/1997	A	L, 79-83
3/1/1997	H	W, 99-70
1/5/1998	A	W, 77-72
2/10/1999	H	W, 84-73
1/17/2000	A	W, 77-74
1/6/2001	H	L, 85-92
1/3/2002	A	W, 82-81
2/1/2003	H	L, 71-88
3/13/2003	N #	L, 70-87
1/18/2004	H	W, 86-81
1/26/2005	A	W, 77-73
3/5/2005	H	L, 66-71
1/4/2006	H	W, 66-44
1/27/2007	A	L, 68-71
2/6/2008	H	L, 77-81 (OT)
2/7/2009	A	W, 67-61
1/30/2010	H	L, 52-64
2/12/2011	A	L, 64-69
1/25/2012	H	W, 71-58
3/5/2012	H #	L, 53-54
1/9/2013	A	L, 67-73
1/15/2014	H	W, 67-57
2/4/2015	A	W, 76-74 (OT)
1/9/2016	H	L, 67-79
1/30/2016	A	L, 65-77
3/10/2016	N #	W, 62-59
1/24/2017	A	L, 76-82
1/20/2018	H	L, 75-84
3/5/2018	A #	77-81 (OT)
1/12/2019	A	W, 97-87 (OT)
2/12/2019	H	W, 79-72
2/4/2020	A	L, 82-92
1/5/2021	H	W, 90-69
1/9/2021	A	W, 93-65
2/1/2022	A	L, 74-78
1/24/2023	A	W, 83-61
2/14/2023	H	L, 74-77

MAC Tournament

CHICAGO STATE
 Series Record: 2-0
 Home Record: 2-0
 Away Record: 0-0
 Neutral Record: 0-0
 Current Streak: W3
 Longest Winning Streak: 3
 Longest Losing Streak: NA
 Largest Win Margin: 37 (1970)
 Largest Loss Margin: NA

Date	Site	Result
12/1/1970	H	W, 107-70
1/3/2015	H	W, 58-35
11/28/2021	H	W, 75-57

CHICO STATE
 Series Record: 1-0
 Home Record: 1-0
 Away Record: 0-0
 Neutral Record: 0-0
 Current Streak: W1
 Longest Winning Streak: 1
 Longest Losing Streak: NA
 Largest Win Margin: 16 (1982)
 Largest Loss Margin: NA

Date	Site	Result
12/2/1982	H	W, 66-50

CINCINNATI
 Series Record: 2-9
 Home Record: 1-5
 Away Record: 1-4
 Neutral Record: 0-0
 Current Streak: W1
 Longest Winning Streak: 1
 Longest Losing Streak: 7
 Largest Win Margin: 7 (2020)
 Largest Loss Margin: 33 (2015)

Date	Site	Result
12/19/1970	A	L, 74-89
12/14/1971	H	L, 72-83
1/2/1973	A	L, 70-100
1/25/1975	H	L, 79-83
12/13/1975	A	L, 81-98
12/8/1976	H	L, 63-67
3/16/1990	A *	L, 60-75
11/11/2007	A	W, 69-67
11/18/2015	H	L, 50-83
12/4/2016	A	L, 56-85
11/24/2020	N	W, 91-84 (OT)

* NIT

CITADEL
 Series Record: 1-0
 Home Record: 0-0
 Away Record: 0-0
 Neutral Record: 1-0
 Current Streak: W1
 Longest Winning Streak: 1
 Longest Losing Streak: NA
 Largest Win Margin: 23 (1995)
 Largest Loss Margin: NA

Date	Site	Result
12/8/1995	N	W, 79-56

CITY COLLEGE OF NY
 Series Record: 1-1
 Home Record: 0-0
 Away Record: 1-1
 Neutral Record: 0-0
 Current Streak: W1
 Longest Winning Streak: 1
 Longest Losing Streak: 1
 Largest Win Margin: 4 (1947)
 Largest Loss Margin: 7 (1946)

Date	Site	Result
12/19/1946	A	L, 45-52
12/13/1947	A	W, 72-68

CLEARLY JC
 Series Record: 2-0
 Home Record: 1-0
 Away Record: 1-0
 Neutral Record: 0-0
 Current Streak: W2
 Longest Winning Streak: 2
 Longest Losing Streak: NA
 Largest Win Margin: 25 (1938)
 Largest Loss Margin: NA

Date	Site	Result
2/12/1938	A	W, 34-32
2/24/1938	H	W, 47-22

CLEMSON
 Series Record: 0-1
 Home Record: 0-0
 Away Record: 0-1
 Neutral Record: 0-0
 Current Streak: L1
 Longest Winning Streak: NA
 Longest Losing Streak: 1
 Largest Win Margin: NA
 Largest Loss Margin: 18 (1981)

Date	Site	Result
11/27/1981	A	L, 91-109

CLEVELAND NAVAL
 Series Record: 1-0
 Home Record: 1-0
 Away Record: 0-0
 Neutral Record: 0-0
 Current Streak: W1
 Longest Winning Streak: 1
 Longest Losing Streak: NA
 Largest Win Margin: 37 (1943)
 Largest Loss Margin: NA

Date	Site	Result
12/11/1943	H	W, 64-27

CLEVELAND STATE (Fenn)
 Series Record: 11-9
 Home Record: 5-3
 Away Record: 4-6
 Neutral Record: 2-0
 Current Streak: W1
 Longest Winning Streak: 6
 Longest Losing Streak: 5
 Largest Win Margin: 35 (1976)
 Largest Loss Margin: 18 (2018)

Date	Site	Result
2/13/1932	A	L, 34-36
1/31/1972	H	L, 80-83
2/14/1973	A	W, 96-80
12/5/1973	A	W, 82-70
2/6/1974	H	W, 82-69
12/4/1974	A	W, 93-90 (OT)
2/12/1975	H	W, 69-62
1/28/1976	H	W, 101-66
1/19/1977	A	L, 65-69
1/15/1987	H	L, 70-79
1/2/1988	A	L, 70-84
11/25/1991	H	L, 54-63
12/19/1992	A	L, 59-61
12/4/1999	N	W, 91-86
12/28/2002	N	W, 80-72
11/12/2012	A	L, 73-79 (OT)
12/13/2014	H	W, 67-57
12/23/2015	A	W, 62-47
12/5/2018	A	L, 64-82
12/15/2020	H	W, 72-58

COLBY
 Series Record: 1-0
 Home Record: 1-0
 Away Record: 0-0
 Neutral Record: 0-0
 Current Streak: W1
 Longest Winning Streak: 1
 Longest Losing Streak: NA
 Largest Win Streak: 26 (1950)
 Largest Loss Margin: NA

Date	Site	Result
12/30/50	H	W, 79-53

COLGATE
 Series Record: 1-0
 Home Record: 0-0
 Away Record: 0-0
 Neutral Record: 1-0
 Current Streak: W1
 Longest Winning Streak: 1
 Longest Losing Streak: NA
 Largest Win Margin: 12 (1996)
 Largest Loss Margin: NA

Date	Site	Result
12/6/1996	N	W, 87-75



BGSU v. Opponents

CONCORDIA ST. PAUL

Series Record: 1-0
 Home Record: 0-0
 Away Record: 0-0
 Neutral Record: 1-0
 Current Streak: W1
 Longest Winning Streak: 1
 Longest Losing Streak: NA
 Largest Win Margin: 21 (2008)
 Largest Loss Margin: NA

Date	Site	Result
11/16/2008	N	W, 82-61

CORNELL

Series Record: 3-0
 Home Record: 0-0
 Away Record: 0-0
 Neutral Record: 1-0
 Current Streak: W3
 Longest Winning Streak: 3
 Longest Losing Streak: NA
 Largest Win Margin: 14 (1978, 1980)
 Largest Loss Margin: NA

Date	Site	Result
11/30/1978	H	W, 83-69
12/8/1980	H	W, 61-47
11/27/1982	A	W, 50-48

CREIGHTON

Series Record: 0-1
 Home Record: 0-0
 Away Record: 0-1
 Neutral Record: 0-0
 Current Streak: L1
 Longest Winning Streak: NA
 Longest Losing Streak: 1
 Largest Win Margin: NA
 Largest Loss Margin: 2 (2009)

Date	Site	Result
3/18/2009	A *	L, 71-73

* NIT

CRILE GENERAL HOSPITAL

Series Record: 2-0
 Home Record: 2-0
 Away Record: 0-0
 Neutral Record: 0-0
 Current Streak: W2
 Longest Winning Streak: 2
 Longest Losing Streak: NA
 Largest Win Margin: 29 (1945)
 Largest Loss Margin: NA

Date	Site	Result
12/11/1944	H	W, 63-36
12/10/1945	H	W, 60-31

DARTMOUTH

Series Record: 3-0
 Home Record: 2-0
 Away Record: 0-0
 Neutral Record: 1-0
 Current Streak: W3
 Longest Winning Streak: 3
 Longest Losing Streak: NA
 Largest Win Margin: 36 (1968)
 Largest Loss Margin: NA

Date	Site	Result
1/2/1952	N	W, 76-68
12/30/1968	H	W, 89-53
11/30/2020	H	W, 76-69

DAVIDSON

Series Record: 1-1
 Home Record: 1-0
 Away Record: 0-1
 Neutral Record: 0-0
 Current Streak: L1
 Longest Winning Streak: 1
 Longest Losing Streak: 1
 Largest Win Margin: 4 (1986)
 Largest Loss Margin: 6 (1987)

Date	Site	Result
12/27/1986	H	W, 75-71 (OT)
12/5/1987	A	L, 70-76

DAYTON

Series Record: 8-17
 Home Record: 6-5
 Away Record: 2-12
 Neutral Record: 0-0
 Current Streak: L6
 Longest Winning Streak: 5
 Longest Losing Streak: 6
 Largest Win Margin: 34 (1954)
 Largest Loss Margin: 70 (1954)

Date	Site	Result
12/15/1923	A	L, 15-31
1/23/1924	H	L, 24-30
2/21/1925	H	L, 15-30
1/15/1927	A	L, 26-27
2/28/1927	H	L, 37-38
1927-28	A	L, 28-48
3/1/1928	H	W, 31-30
2/24/1933	H	W, 51-28
1/12/1934	A	L, 27-38
2/23/1943	A	L, 41-24
1/18/1946	H	W, 68-37
1/25/1946	A	W, 67-50
2/6/1948	H	W, 71-68
2/19/1949	A	W, 56-38
1/24/1950	H	W, 81-56
12/6/1950	A	L, 45-57
2/12/1952	H	L, 68-70
2/26/1953	A	L, 56-81
2/25/1954	H	W, 107-73
12/11/1954	A	L, 39-109
12/7/1968	A	L, 60-81
12/6/1969	A	L, 70-72
12/5/1970	H	L, 70-72
12/1/1971	A	L, 78-87
12/9/2014	A	L, 52-56

DEFIANCE

Series Record: 31-21
 Home Record: 27-8
 Away Record: 4-13
 Neutral Record: 0-0
 Current Streak: W8
 Longest Winning Streak: 9
 Longest Losing Streak: 7
 Largest Win Margin: 41 (1945)
 Largest Loss Margin: 43 (1917)

Date	Site	Result
1/13/1916	H	W, 26-10
3/3/1916	A	L, 14-53
1/26/1917	H	L, 16-59
2/23/1917	A	L, 15-27
2/15/1918	H	W, 26-18
3/7/1919	H	W, 30-24
1/16/1920	H	L, 30-31
2/13/1920	A	L, 20-24
1/12/1921	H	L, 20-25
2/11/1921	A	L, 22-27
1/20/1922	H	L, 20-23
2/25/1922	A	L, 20-37
2/2/1923	A	L, 25-30
3/14/1923	H	W, 35-23
2/1/1924	H	L, 20-25
2/29/1924	A	L, 15-22
1/31/1925	A	L, 20-42
2/28/1925	H	W, 27-26
1/29/1926	H	W, 25-24
2/13/1926	A	W, 33-30
1/28/1927	A	L, 29-32
3/4/1927	H	W, 30-23
2/19/1928	H	W, 43-28
2/28/1928	A	W, 35-34
1/22/1929	H	L, 21-34
2/20/1929	A	L, 22-45
2/6/1930	A	L, 28-40
2/20/1930	H	L, 24-38
2/4/1931	H	W, 38-28
2/27/1931	A	W, 15-14
1/18/1932	A	L, 32-33
2/8/1932	H	W, 44-16
1/29/1937	A	L, 30-36
12/11/1937	H	W, 50-36
1/31/1938	A	W, 49-17
12/5/1939	H	W, 44-34
12/10/1945	H	W, 75-34
12/5/1946	H	W, 71-37
12/1/1947	H	W, 75-23
12/8/1975	H	W, 88-80
12/19/1978	H	W, 85-83
12/10/1979	H	W, 89-75
12/10/1982	H	W, 88-69
12/12/1985	H	L, 64-66 (OT)
1/23/1988	H	W, 77-72
11/30/1988	H	W, 91-67
11/29/1989	H	W, 83-63
1/13/1992	H	W, 82-60
11/29/1993	H	W, 90-71
11/29/1994	H	W, 88-56
12/5/1995	H	W, 91-60
11/24/2001	H	W, 73-70

DELAWARE

Series Record: 0-0
 Home Record: 0-0
 Away Record: 0-0
 Neutral Record: 1-0
 Current Streak: W1
 Longest Winning Streak: 1
 Longest Losing Streak: NA
 Largest Win Margin: 3 (2001)
 Largest Loss Margin: NA

Date	Site	Result
11/18/2001	N	W, 73-70

DENISON

Series Record: 6-2
 Home Record: 5-0
 Away Record: 1-2
 Neutral Record: 0-0
 Current Streak: W4
 Longest Winning Streak: 4
 Longest Losing Streak: 1
 Largest Win Margin: 37 (2006)
 Largest Loss Margin: 16 (1937, 1944)

Date	Site	Result
2/6/1937	A	L, 31-47
2/15/1937	H	W, 47-39
1/8/1944	H	W, 53-39
2/9/1944	A	L, 55-71
1/10/1945	A	W, 69-45
1/30/1945	H	W, 51-40
12/16/1981	H	W, 59-34
11/11/2006	H	W, 89-52



DETROIT MERCY

Series Record: 18-25
 Home Record: 13-7
 Away Record: 5-16
 Neutral Record: 0-2
 Current Streak: L1
 Longest Winning Streak: 4
 Longest Losing Streak: 8
 Largest Win Margin: 34 (1962)
 Largest Loss Margin: 31 (1955)

Date	Site	Result
1/9/1953	A	W, 88-84
12/3/1953	H	W, 78-53
12/6/1955	A	L, 60-91
12/13/1955	H	L, 60-76
12/11/1956	A	W, 67-66
1/23/1958	H	W, 73-72
1/24/1959	A	L, 79-85
3/5/1960	H	L, 68-71
3/1/1961	A	L, 76-97
2/27/1962	H	W, 89-55
2/29/1964	A	L, 88-104
2/27/1965	H	L, 73-75
2/27/1971	A	L, 85-92
12/28/1971	N	L, 78-86
1/24/1973	H	L, 65-67
12/16/1974	A	L, 69-82
1/18/1978	H	L, 79-84
12/29/1984	N	L, 77-81 (OT)
12/21/1987	H	W, 63-59
1/7/1989	A	L, 62-68
11/30/1991	A	L, 71-74
12/21/1992	H	L, 79-88
12/8/1993	A	L, 56-61
12/7/1994	H	W, 71-53
11/29/1995	A	L, 64-67 (OT)
11/26/1996	H	W, 85-77
12/3/1997	A	L, 52-73
11/24/1998	H	L, 70-72
12/22/2001	H	W, 77-60
11/23/2002	A	L, 61-75
12/18/2003	H	W, 56-52
12/4/2004	A	W, 59-53
2/23/2008	A	W, 81-65
12/14/2008	H	W, 58-38
12/19/2009	A	L, 69-73
11/27/2010	A	L, 62-71
11/22/2011	H	W, 67-61
11/27/2012	H	W, 70-65
12/22/2013	H	W, 64-62
11/30/2014	A	W, 64-63
12/12/2015	A	L, 80-95
12/10/2016	H	W, 74-61
11/20/2018	A	L, 67-82

DETROIT CITY

Series Record: 6-2
 Home Record: 3-1
 Away Record: 3-1
 Neutral Record: 0-0
 Current Streak: W6
 Longest Winning Streak: 6
 Longest Losing Streak: 2
 Largest Win Margin: 11 (1931)
 Largest Loss Margin: 16 (1924)

Date	Site	Result
1/12/1924	A	L, 15-31
2/2/1924	H	L, 27-32
1/16/1925	A	W, 24-18
2/6/1925	H	W, 28-22
1/10/1931	A	W, 17-15
1/31/1931	H	W, 35-24
12/17/1932	H	W, 33-31
2/28/1934	A	W, 35-29

DETROIT TECH

Series Record: 4-1
 Home Record: 3-0
 Away Record: 1-1
 Neutral Record: 0-0
 Current Streak: W2
 Longest Winning Streak: 2
 Longest Losing Streak: 1
 Largest Win Margin: 71 (1947)
 Largest Loss Margin: 4 (1939)

Date	Site	Result
12/17/1937	A	W, 34-28
1/21/1939	H	W, 50-31
12/15/1939	A	L, 39-43
12/6/1941	H	W, 37-32
12/8/1947	H	W, 102-31

DEPAUL

Series Record: 8-10
 Home Record: 4-2
 Away Record: 1-6
 Neutral Record: 3-2
 Current Streak: L1
 Longest Winning Streak: 5
 Longest Losing Streak: 3
 Largest Win Margin: 28 (1968)
 Largest Loss Margin: 30 (1965)

Date	Site	Result
3/26/1945	N*	L, 54-71
12/12/1945	N	L, 54-59
2/1/1947	N	W, 59-47
3/4/1950	N	W, 73-55
2/24/1951	N	W, 80-78
12/15/1956	A	W, 87-81
12/10/1957	H	W, 82-69
12/13/1958	A	L, 70-73
12/10/1959	H	L, 68-74
12/14/1960	A	L, 60-62
2/21/1962	H	W, 83-51
1/28/1963	A	L, 53-55
3/5/1964	H	W, 89-80
1/23/1965	A	L, 64-94
2/12/1966	H	L, 62-77
1/17/1967	A	L, 72-73
3/2/1968	H	W, 89-61
11/20/2004	A	L, 59-69

* NIT

DRAKE

Series Record: 2-1
 Home Record: 1-0
 Away Record: 1-0
 Neutral Record: 0-1
 Current Streak: W2
 Longest Winning Streak: 2
 Longest Losing Streak: 1
 Largest Win Margin: 19 (2014)
 Largest Loss Margin: 13 (1975)

Date	Site	Result
3/15/1975	N*	L, 65-78
11/15/2014	A	W, 77-58
12/5/2015	H	W, 75-63

* NCIT

DREXEL

Series Record: 2-0
 Home Record: 1-0
 Away Record: 1-0
 Neutral Record: 0-0
 Current Streak: W2
 Longest Winning Streak: 2
 Longest Losing Streak: NA
 Largest Win Margin: 10 (2018)
 Largest Loss Margin: NA

Date	Site	Result
11/10/17	A	W, 78-69
11/25/2018	H	W, 81-71

DUQUESNE

Series Record: 10-17
 Home Record: 7-5
 Away Record: 3-10
 Neutral Record: 0-2
 Current Streak: W1
 Longest Winning Streak: 3
 Longest Losing Streak: 7
 Largest Win Margin: 36 (1963)
 Largest Loss Margin: 36 (2010)

Date	Site	Result
12/15/1947	A	L, 44-50
1/29/1949	H	W, 62-48
12/10/1951	A	L, 52-70
1/5/1952	H	L, 68-79
12/12/1952	H	L, 56-57
2/16/1952	A	L, 63-92
2/22/1954	A	L, 52-79
2/5/1955	H	L, 54-64
1/16/1956	A	L, 54-76
12/6/1956	H	W, 59-51
12/17/1957	A	W, 81-77 (OT)
12/9/1958	H	W, 75-61
12/27/1958	N	L, 65-69
1/2/1960	A	L, 65-71
12/12/1960	H	W, 68-65
12/12/1961	A	L, 44-68
3/2/1963	H	W, 95-59
2/12/1979	H	W, 98-82
12/4/1979	A	L, 47-72
12/28/1984	N	L, 61-70
12/2/2000	H	W, 92-77
12/5/2001	A	W, 64-62
1/2/2008	H	L, 78-96
12/31/2008	A	L, 65-76
11/22/2010	H	L, 54-90
12/28/2011	A	L, 76-86
12/1/2021	A	W, 78-70

EARLHAM

Series Record: 1-0
 Home Record: 1-0
 Away Record: 0-0
 Neutral Record: 0-0
 Current Streak: W1
 Longest Winning Streak: 1
 Longest Losing Streak: NA
 Largest Win Margin: 53 (2013)
 Largest Loss Margin: NA

Date	Site	Result
11/9/2013	H	W, 102-49

EASTERN ILLINOIS

Series Record: 5-0
 Home Record: 4-0
 Away Record: 1-0
 Neutral Record: 0-0
 Current Streak: W5
 Longest Winning Streak: 5
 Longest Losing Streak: NA
 Largest Win Margin: 26 (1976)
 Largest Loss Margin: NA

Date	Site	Result
12/8/1973	H	W, 89-71
12/15/1975	A	W, 68-63
12/1/1976	H	W, 87-61
12/29/2007	H	W, 52-48
12/28/2008	H	W, 78-60

EASTERN KENTUCKY

Series Record: 2-3
 Home Record: 1-0
 Away Record: 0-1
 Neutral Record: 1-2
 Current Streak: L1
 Longest Winning Streak: 1
 Longest Losing Streak: 2
 Largest Win Margin: 20 (1945)
 Largest Loss Margin: 29 (1955)

Date	Site	Result
12/8/1945	N	W, 64-44
12/16/1949	N	L, 55-64
12/27/1955	N	L, 65-94
2/3/1986	H	W, 61-60
12/19/1987	A	L, 59-73



BGSU v. Opponents

EASTERN MICHIGAN

(Ypsilanti & Michigan Normal ^)

Series Record: 56-43
Home Record: 34-15
Away Record: 22-23
Neutral Record: 0-5
Current Streak: W8
Longest Winning Streak: 8
Longest Losing Streak: 8
Largest Win Margin: 41 (1977)
Largest Loss Margin: 50 (1919)

Date	Site	Result
1/8/1916	A	L, 15-33
2/18/1916	H	L, 22-36
1/12/1917	A	L, 11-55
1/17/1918	H	L, 27-31
1/11/1919	H & L	15-65
3/1/1919	H & L	10-37
1/7/1920	A & L	17-38
2/26/1920	H & L	11-32
2/12/1938	A ^	W, 32-24
12/14/1938	H ^	W, 48-41
1/4/1940	A ^	W, 39-28
2/8/1941	H ^	L, 39-40
12/18/1941	A ^	L, 39-43
12/15/1942	H ^	W, 64-47
1/26/1974	H	W, 94-73
11/30/1974	A	W, 74-71
12/10/1974	H	W, 103-82
1/17/1976	A	W, 71-68
2/21/1976	H	W, 78-72
1/5/1977	A	W, 103-62
2/9/1977	H	L, 69-70
2/1/1978	H	W, 72-57
3/4/1978	A	W, 87-59
1/27/1979	H	W, 75-70
1/23/1980	A	W, 67-63
2/13/1980	H	L, 67-79
2/26/1980	H #	W, 54-59
1/24/1981	A	L, 65-68
2/21/1981	H	W, 61-59
1/16/1982	A	L, 71-79
2/13/1982	H	W, 95-66
1/8/1983	A	W, 53-52
2/5/1983	H	W, 79-65
2/1/1984	H	W, 60-44
2/29/1984	A	W, 82-71
3/9/1984	N #	L, 58-64 (OT)
1/22/1985	A	L, 65-69
2/20/1985	H	W, 72-68
1/15/1986	H	W, 73-72
2/12/1986	A	L, 64-87
1/8/1987	A	L, 52-95
2/4/1987	H	W, 85-72
1/9/1988	A	L, 66-81
2/6/1988	H	L, 64-78
2/1/1989	H	L, 69-70
3/1/1989	A	L, 56-78
1/27/1990	H	W, 77-61
2/24/1990	A	W, 65-60 (OT)
3/9/1990	N #	L, 60-62
1/19/1991	A	L, 68-73
2/15/1991	H	L, 65-76
3/9/1991	N #	L, 66-72 (OT)
1/18/1992	H	W, 72-69
2/15/1992	A	W, 68-57
1/9/1993	A	W, 74-73
2/6/1993	H	L, 54-65
2/2/1994	H	W, 84-74
3/2/1994	A	L, 77-80
1/18/1995	H	W, 90-88 (OT)
2/15/1995	A	L, 43-65

1/17/1996	A	L, 58-77
2/14/1996	H	W, 72-70
1/20/1997	A	L, 67-76
2/15/1997	H	W, 98-83
3/7/1997	N #	L, 64-73
1/10/1998	H	W, 78-75
1/29/1998	A	L, 67-86
12/5/1998	A	W, 68-66
2/19/2000	H	W, 86-75
2/17/2001	A	W, 71-45
2/13/2002	H	W, 82-61
1/14/2003	A	L, 67-73
3/6/2003	H	W, 73-72
1/3/2004	H	W, 84-68
3/6/2004	A	L, 75-78 (OT)
1/12/2005	A	W, 79-63
1/18/2006	A	W, 79-72
2/7/2006	H	W, 73-71
2/10/2007	H	L, 63-65
2/13/2008	A	L, 68-78
2/15/2009	H	L, 57-65
1/27/2010	A	W, 64-61
1/29/2011	H	W, 68-63
1/28/2012	A	L, 50-55
1/12/2013	H	W, 46-44
1/8/2014	H	L, 51-56
1/29/2014	A	L, 57-69
1/21/2015	H	W, 74-58
3/11/2015	N #	L, 67-73
1/16/2016	A	W, 84-79
1/10/2017	H	L, 53-81
1/6/2018	A	W, 75-71 (OT)
2/10/2018	H	W, 70-63 (OT)
1/22/2019	A	W, 80-67
1/21/2020	H	W, 62-59
2/23/2021	A	W, 82-69
1/25/2022	H	W, 85-71
1/3/2023	A	W, 91-65
2/28/2023	H	W, 88-68

MAC Tournament

ELON

Series Record: 0-1
Home Record: 0-1
Away Record: 0-0
Neutral Record: 0-0
Current Streak: L1
Longest Winning Streak: NA
Longest Losing Streak: 1
Largest Win Margin: NA
Largest Loss Margin: 10 (1928)

Date	Site	Result
1927-28	H	L, 30-40

EVANSVILLE

Series Record: 2-3
Home Record: 1-1
Away Record: 1-1
Neutral Record: 0-1
Current Streak: L2
Longest Winning Streak: 2
Longest Losing Streak: 2
Largest Win Margin: 12 (2001)
Largest Loss Margin: 15 (2017)

Date	Site	Result
12/16/1949	N	L, 71-73
11/21/2000	H	W, 92-87
12/15/2001	A	W, 84-72
12/6/2016	A	L, 66-69
12/5/2017	H	L, 76-91

FAIRFIELD

Series Record: 0-1
Home Record: 0-0
Away Record: 0-0
Neutral Record: 0-1
Current Streak: L1
Longest Winning Streak: NA
Longest Losing Streak: 1
Largest Win Margin: NA
Largest Loss Margin: 10 (2003)

Date	Site	Result
12/28/2003	N	L, 60-70

FAIRMONT STATE

Series Record: 2-0
Home Record: 2-0
Away Record: 0-0
Neutral Record: 0-0
Current Streak: W2
Longest Winning Streak: 2
Longest Losing Streak: NA
Largest Win Margin: 22 (2020)
Largest Loss Margin: NA

Date	Site	Result
11/15/2020	H	W, 88-66
12/19/2022	H	W, 93-74

FERRIS STATE

Series Record: 1-1
Home Record: 1-1
Away Record: 0-0
Neutral Record: 0-0
Current Streak: L1
Longest Winning Streak: 1
Longest Losing Streak: 1
Largest Win Margin: 9 (1982)
Largest Loss Margin: 14 (2014)

Date	Site	Result
12/4/1982	H	W, 64-55
12/21/2014	H	L, 68-82

FINDLAY

Series Record: 57-15
Home Record: 41-7
Away Record: 16-8
Neutral Record: 0-0
Current Streak: W3
Longest Winning Streak: 20
Longest Losing Streak: 4
Largest Win Margin: 60 (1919)
Largest Loss Margin: 24 (1916, 1917)

Date	Site	Result
2/3/1916	A	L, 31-55
2/9/1916	H	W, 20-14
2/2/1917	A	L, 31-55
2/9/1917	H	W, 20-14
1/25/1918	A	W, 30-21
3/8/1918	H	W, 51-28
1/17/1919	H	W, 78-18
1/23/1920	A	W, 25-15
2/24/1920	H	L, 19-25
1/21/1921	A	L, 11-26
2/25/1921	H	W, 17-14
1/27/1922	A	W, 29-21
3/3/1922	H	W, 39-15
1/19/1923	H	W, 28-13
3/10/1923	A	W, 19-17
1/18/1924	H	W, 46-13
3/7/1924	A	W, 29-22

1/10/1925	A	W, 42-12
3/4/1925	H	W, 41-34
1/9/1926	H	W, 52-16
3/3/1926	A	W, 35-16
1/25/1927	A	W, 41-25
2/4/1927	H	W, 51-36
1927-28	A	W, 60-39
1/27/1928	H	W, 41-27
1/16/1929	A	L, 32-50
2/5/1929	H	L, 30-33
1/17/1930	H	W, 36-28
2/14/1930	A	W, 54-40
1/16/1931	A	L, 38-42
2/10/1931	H	W, 29-20
1/14/1932	A	L, 28-34
1/30/1932	H	L, 30-45
2/4/1933	A	L, 21-33
1/23/1934	H	L, 24-35
12/13/1935	H	W, 33-26
2/11/1937	A	L, 38-47
2/24/1938	H	W, 55-39
2/7/1939	A	W, 47-38
2/27/1940	H	W, 50-22
12/10/1940	A	W, 45-42 (OT)
1/30/1941	H	W, 35-34
2/3/1942	A	W, 54-42
3/2/1942	H	L, 32-40
1/7/1943	H	W, 78-33
1/12/1943	A	W, 40-23
1/30/1946	H	W, 63-33
2/26/1946	H	W, 66-34
2/11/1947	A	W, 72-41
3/3/1947	H	W, 80-26
1/13/1948	A	W, 66-30
3/1/1948	H	W, 90-33
12/3/1955	H	W, 84-80
2/27/1957	H	W, 72-49
12/2/1957	H	W, 98-58
2/27/1961	H	W, 95-54
1/25/1964	H	W, 107-78
1/30/1967	H	W, 104-98
12/28/1968	H	W, 96-57
12/4/1976	H	W, 98-69
11/30/1977	H	W, 82-61
12/1/1980	H	W, 86-55
11/25/1983	H	W, 70-55
11/24/1984	H	W, 81-62
2/9/1986	H	L, 73-86
11/30/1987	H	W, 70-63
12/8/1988	H	W, 76-62
12/9/1989	H	W, 86-68
11/22/1991	H	L, 68-79
12/1/1993	H	W, 85-72
11/25/2003	H	W, 64-50
12/16/2018	H	W, 82-57

FLORIDA GULF COAST

Series Record: 2-0
Home Record: 1-0
Away Record: 1-0
Neutral Record: 0-0
Current Streak: W2
Longest Winning Streak: 2
Longest Losing Streak: NA
Largest Win Margin: 5 (2015)
Largest Loss Margin: NA

Date	Site	Result
11/23/2015	A	W, 82-77
11/18/2017	H	W, 83-80



FLORIDA INTERNATIONAL

Series Record: 3-0
 Home Record: 2-0
 Away Record: 1-0
 Neutral Record: 0-0
 Current Streak: W3
 Longest Winning Streak: 3
 Longest Losing Streak: NA
 Largest Win Margin: 9 (2010)
 Largest Loss Margin: NA

Date	Site	Result
11/30/2009	H	W, 67-62
12/12/2010	H	W, 76-67
12/22/2011	A	W, 61-53

FLORIDA STATE

Series Record: 0-1
 Home Record: 0-0
 Away Record: 0-0
 Neutral Record: 0-1
 Current Streak: L1
 Longest Winning Streak: NA
 Longest Losing Streak: 1
 Largest Win Margin: NA
 Largest Loss Margin: 11 (2005)

Date	Site	Result
12/17/2005	N	L, 60-71

FORDHAM

Series Record: 3-0
 Home Record: 1-0
 Away Record: 1-0
 Neutral Record: 1-0
 Current Streak: W3
 Longest Winning Streak: 3
 Longest Losing Streak: NA
 Largest Win Margin: 21 (2009)
 Largest Loss Margin: NA

Date	Site	Result
12/21/73	N	W, 72-67
1/3/2009	H	W, 65-59
12/5/2009	A	W, 67-46

FORT HAYES

Series Record: 1-0
 Home Record: 1-0
 Away Record: 0-0
 Neutral Record: 0-0
 Current Streak: W1
 Longest Winning Streak: 1
 Longest Losing Streak: NA
 Largest Win Margin: 26 (1943)
 Largest Loss Margin: NA

Date	Site	Result
12/9/1943	H	W, 66-40

FORT KNOX

Series Record: 1-0
 Home Record: 0-0
 Away Record: 0-0
 Neutral Record: 1-0
 Current Streak: W1
 Longest Winning Streak: 1
 Longest Losing Streak: NA
 Largest Win Margin: 16 (1945)
 Largest Loss Margin: NA

Date	Site	Result
2/3/1945	N	W, 69-53

FURMAN

Series Record: 1-1
 Home Record: 0-1
 Away Record: 1-0
 Neutral Record: 0-0
 Current Streak: W1
 Longest Winning Streak: 1
 Longest Losing Streak: 1
 Largest Win Margin: 9 (2007)
 Largest Loss Margin: 4 (2006)

Date	Site	Result
11/19/2006	H	L, 59-63
11/27/2007	A	W, 67-58

GANNON

Series Record: 2-0
 Home Record: 1-0
 Away Record: 1-0
 Neutral Record: 0-0
 Current Streak: W2
 Longest Winning Streak: 2
 Longest Losing Streak: NA
 Largest Win Margin: 22 (1947)
 Largest Loss Margin: NA

Date	Site	Result
1/12/1946	A	W, 63-42
1/18/1947	H	W, 66-44

GEORGE MASON

Series Record: 1-0
 Home Record: 1-0
 Away Record: 0-0
 Neutral Record: 0-0
 Current Streak: W1
 Longest Winning Streak: 1
 Longest Losing Streak: NA
 Largest Win Margin: 25 (1980)
 Largest Loss Margin: NA

Date	Site	Result
1/14/1980	H	W, 95-70

GEORGIA

Series Record: 0-1
 Home Record: 0-0
 Away Record: 0-1
 Neutral Record: 0-0
 Current Streak: L1
 Longest Winning Streak: NA
 Longest Losing Streak: 1
 Largest Win Margin: NA
 Largest Loss Margin: 9 (2011)

Date	Site	Result
11/13/2011	A	L, 54-63

GEORGIA SOUTHERN

Series Record: 1-0
 Home Record: 0-0
 Away Record: 0-0
 Neutral Record: 1-0
 Current Streak: W1
 Longest Winning Streak: 1
 Longest Losing Streak: NA
 Largest Win Margin: 9 (1993)
 Largest Loss Margin: NA

Date	Site	Result
12/30/1993	N	W, 69-60

GEORGIA STATE

Series Record: 1-0
 Home Record: 0-0
 Away Record: 0-0
 Neutral Record: 1-0
 Current Streak: W1
 Longest Winning Streak: 1
 Longest Losing Streak: NA
 Largest Win Margin: 1 (2008)
 Largest Loss Margin: NA

Date	Site	Result
11/14/2008	N	W, 77-76

GEORGIA TECH

Series Record: 1-0
 Home Record: 0-0
 Away Record: 0-0
 Neutral Record: 1-0
 Current Streak: W1
 Longest Winning Streak: 1
 Longest Losing Streak: NA
 Largest Win Margin: 15 (1972)
 Largest Loss Margin: NA

Date	Site	Result
12/30/1972	N	W, 102-87

GRAMBLING

Series Record: 2-0
 Home Record: 0-0
 Away Record: 0-0
 Neutral Record: 2-0
 Current Streak: W2
 Longest Winning Streak: 2
 Longest Losing Streak: NA
 Largest Win Margin: 42 (1998)
 Largest Loss Margin: NA

Date	Site	Result
12/20/1986	N	W, 55-44
12/11/1998	N	W, 90-48

GRAND RAPIDS

Series Record: 1-1
 Home Record: 0-0
 Away Record: 1-1
 Neutral Record: 0-0
 Current Streak: W1
 Longest Winning Streak: 1
 Longest Losing Streak: 1
 Largest Win Margin: 23 (1939)
 Largest Loss Margin: 10 (1938)

Date	Site	Result
12/28/1938	A	L, 36-46
12/16/1939	A	W, 57-34

GREAT LAKES

Series Record: 2-4
 Home Record: 1-2
 Away Record: 1-2
 Neutral Record: 0-0
 Current Streak: W1
 Longest Winning Streak: 1
 Longest Losing Streak: 3
 Largest Win Margin: 10 (1946)
 Largest Loss Margin: 23 (1945)

Date	Site	Result
12/16/1943	A	L, 41-63
2/3/1944	H	L, 37-44
1/15/1945	A	L, 57-80
2/20/1945	H	W, 64-59
1/3/1946	H	L, 50-52
2/15/1946	A	W, 59-49

GREEN BAY

Series Record: 2-1
 Home Record: 1-1
 Away Record: 1-0
 Neutral Record: 0-0
 Current Streak: W2
 Longest Winning Streak: 2
 Longest Losing Streak: 1
 Largest Win Margin: 29 (2018)
 Largest Loss Margin: 16 (2016)

Date	Site	Result
11/20/2016	H	L, 61-77
12/21/2017	A	W, 81-78 (OT)
12/8/2018	H	W, 97-68

GRIFFIN JC

Series Record: 2-0
 Home Record: 2-0
 Away Record: 0-0
 Neutral Record: 0-0
 Current Streak: W2
 Longest Winning Streak: 2
 Longest Losing Streak: NA
 Largest Win Margin: 26 (1938)
 Largest Loss Margin: NA

Date	Site	Result
12/4/1937	H	W, 50-27
12/2/1938	H	W, 46-20

GROSSE ILE NAVAL

Series Record: 2-0
 Home Record: 1-0
 Away Record: 1-0
 Neutral Record: 0-0
 Current Streak: W2
 Longest Winning Streak: 2
 Longest Losing Streak: NA
 Largest Win Margin: 10 (1943)
 Largest Loss Margin: NA

Date	Site	Result
12/13/1943	H	W, 42-32
1/14/1944	A	W, 48-40



BGSU v. Opponents

GUSTAVUS ADOLPHUS

Series Record: 4-0
 Home Record: 4-0
 Away Record: 0-0
 Neutral Record: 0-0
 Current Streak: W4
 Longest Winning Streak: 4
 Longest Losing Streak: NA
 Largest Win Margin: 32 (1949)
 Largest Loss Margin: NA

Date	Site	Result
12/5/1949	H	W, 73-41
12/2/1950	H	W, 70-47
12/1/1951	H	W, 76-63
12/5/1952	H	W, 83-78

HAMLIN

Series Record: 2-1
 Home Record: 1-0
 Away Record: 0-1
 Neutral Record: 1-0
 Current Streak: L1
 Longest Winning Streak: 2
 Longest Losing Streak: 1
 Largest Win Margin: 15 (1946, 1951)
 Largest Loss Margin: 2 (1952)

Date	Site	Result
2/8/1946	N	W, 50-35
12/29/1951	H	W, 83-68
11/29/1952	A	L, 73-75 (OT)

HAMPTON

Series Record: 2-0
 Home Record: 0-0
 Away Record: 2-0
 Neutral Record: 1-0
 Current Streak: W2
 Longest Winning Streak: 2
 Longest Losing Streak: NA
 Largest Win Margin: 14 (2022)
 Largest Loss Margin: NA

Date	Site	Result
11/19/2018	N*	W, 81-79
12/11/2022	A	W, 86-72

* Legends Classic (Calihan Hall, Detroit, Mich.)

HARTFORD

Series Record: 1-1
 Home Record: 1-0
 Away Record: 0-1
 Neutral Record: 0-0
 Current Streak: W1
 Longest Winning Streak: 1
 Longest Losing Streak: 1
 Largest Win Margin: 13 (2020)
 Largest Loss Margin: 13 (2018)

Date	Site	Result
12/1/2018	A	L 63-76
12/31/2020	H	W, 81-68

HAVANA

Series Record: 1-0
 Home Record: 1-0
 Away Record: 0-0
 Neutral Record: 0-0
 Current Streak: W1
 Longest Winning Streak: 1
 Longest Losing Streak: NA
 Largest Win Margin: 32 (1947)
 Largest Loss Margin: NA

Date	Site	Result
1/18/1947	H	W, 69-37

HAWAII

Series Record: 1-0
 Home Record: 0-0
 Away Record: 0-0
 Neutral Record: 1-0
 Current Streak: W1
 Longest Winning Streak: 1
 Longest Losing Streak: NA
 Largest Win Margin: 4 (1999)
 Largest Loss Margin: NA

Date	Site	Result
11/21/1999	N	W, 53-49

HEIDELBERG

Series Record: 20-6
 Home Record: 14-3
 Away Record: 6-3
 Neutral Record: 0-0
 Current Streak: W15
 Longest Winning Streak: 15
 Longest Losing Streak: 3
 Largest Win Margin: 36 (1990)
 Largest Loss Margin: 25 (1929)

Date	Site	Result
12/15/1926	H	W, 30-27
2/5/1929	H	L, 17-42
2/9/1933	H	L, 39-42 (3OT)
2/16/1934	H	L, 23-26 (OT)
2/6/1935	H	W, 46-27
2/21/1935	A	L, 35-46
2/19/1936	A	W, 38-32
2/24/1936	H	W, 45-36
2/3/1937	H	W, 29-27
2/18/1937	A	L, 16-38
1/13/1938	A	L, 36-39
2/15/1938	H	W, 56-34
1/7/1939	H	W, 31-30
2/28/1939	A	W, 57-40
1/6/1940	A	W, 57-53
2/6/1940	H	W, 53-28
2/4/1941	A	W, 53-45
2/25/1941	H	W, 45-30
1/29/1942	H	W, 57-50
2/24/1942	A	W, 32-27
12/21/1942	A	W, 62-41
2/12/1943	H	W, 58-52
12/1/1986	H	W, 80-76
11/26/1990	H	W, 116-80
12/1/1992	H	W, 81-50
11/27/1995	H	W, 90-59

HILLSDALE

Series Record: 16-1
 Home Record: 14-1
 Away Record: 2-0
 Neutral Record: 0-0
 Current Streak: W9
 Longest Winning Streak: 9
 Longest Losing Streak: 1
 Largest Win Margin: 68 (1959)
 Largest Loss Margin: 3 (1954)

Date	Site	Result
12/9/1942	H	W, 70-38
12/7/1945	H	W, 66-29
2/14/1946	A	W, 80-38
12/1/1948	H	W, 87-46
12/1/1949	H	W, 99-40
12/3/1951	H	W, 77-42
12/3/1952	H	W, 92-48
12/1/1954	H	L, 68-71
12/19/1955	H	W, 81-53
12/3/1956	H	W, 89-54
12/4/1957	H	W, 86-52
12/2/1958	A	W, 102-64
12/1/1959	H	W, 99-31
12/1/1960	H	W, 79-45
12/4/1961	H	W, 85-41
12/1/1962	H	W, 102-53
12/4/1963	H	W, 98-56

HIRAM

Series Record: 5-5
 Home Record: 4-1
 Away Record: 1-4
 Neutral Record: 0-0
 Current Streak: W3
 Longest Winning Streak: 3
 Longest Losing Streak: 3
 Largest Win Margin: 15 (1936)
 Largest Loss Margin: 14 (1935)

Date	Site	Result
12/17/1931	A	L, 20-28
2/26/1932	H	L, 24-34
2/16/1935	A	L, 25-39
2/28/1936	H	W, 38-23
1/23/1937	A	L, 25-26
1/15/1938	H	W, 43-33
1/21/1939	A	L, 27-35
1/12/1940	H	W, 29-19
2/1/1941	A	W, 47-39
1/23/1942	H	W, 31-22

HOLY CROSS

Series Record: 1-4
 Home Record: 0-0
 Away Record: 0-0
 Neutral Record: 1-4
 Current Streak: L1
 Longest Winning Streak: 1
 Longest Losing Streak: 3
 Largest Win Margin: 1 (1950)
 Largest Loss Margin: 17 (1951)

Date	Site	Result
1/10/1946	N	L, 63-69
12/14/1948	N	L, 68-72 (OT)
12/28/1949	N	L, 70-71
12/29/1950	N	W, 68-67
2/12/1951	N	L, 65-82

HOUSTON

Series Record: 2-1
 Home Record: 1-0
 Away Record: 0-1
 Neutral Record: 1-0
 Current Streak: W1
 Longest Winning Streak: 1
 Longest Losing Streak: 1
 Largest Win Margin: 20 (1975)
 Largest Loss Margin: 11 (1968)

Date	Site	Result
12/29/1961	N	W, 47-45
12/23/1968	A	L, 80-91
3/1/1975	H	W, 121-101

HOWARD

Series Record: 1-1
 Home Record: 1-0
 Away Record: 0-1
 Neutral Record: 0-0
 Current Streak: W1
 Longest Winning Streak: 1
 Longest Losing Streak: 1
 Largest Win Margin: 15 (2011)
 Largest Loss Margin: 2 (2010)

Date	Site	Result
11/12/2010	A	L, 52-54
11/11/2011	H	W, 63-48

HUNTINGTON

Series Record: 1-0
 Home Record: 1-0
 Away Record: 0-0
 Neutral Record: 0-0
 Current Streak: W1
 Longest Winning Streak: 1
 Longest Losing Streak: NA
 Largest Win Margin: 5 (1925)
 Largest Loss Margin: NA

Date	Site	Result
1/9/1925	H	W, 25-20

ILLINOIS

Series Record: 0-3
 Home Record: 0-0
 Away Record: 0-1
 Neutral Record: 0-2
 Current Streak: L3
 Longest Winning Streak: NA
 Longest Losing Streak: 3
 Largest Win Margin: NA
 Largest Loss Margin: 38 (1964)

Date	Site	Result
3/15/1963	N ^	L, 67-70
12/8/1964	A	L, 62-100
12/28/1981	N	L, 51-56

^ NCAA Tournament



ILLINOIS-CHICAGO

Series Record: 2-2
 Home Record: 2-0
 Away Record: 0-2
 Neutral Record: 0-0
 Current Streak: W1
 Longest Winning Streak: 1
 Longest Losing Streak: 1
 Largest Win Margin: 35 (1998)
 Largest Loss Margin: 30 (1997)

Date	Site	Result
11/29/1997	A	L, 50-80
11/28/1998	H	W, 89-54
2/22/2003	A	L, 72-83
11/24/2004	H	W, 63-51

ILLINOIS STATE

Series Record: 1-4
 Home Record: 1-1
 Away Record: 0-2
 Neutral Record: 0-1
 Current Streak: L3
 Longest Winning Streak: 1
 Longest Losing Streak: 3
 Largest Win Margin: 20 (1999)
 Largest Loss Margin: 13 (2008)

Date	Site	Result
12/17/1982	N	L, 57-61 (OT)
12/1/1999	H	W, 80-60
12/6/2000	A	L, 73-83
12/16/2007	H	L, 58-69
12/6/2008	A	L, 65-78

INDIANA

Series Record: 0-3
 Home Record: 0-0
 Away Record: 0-3
 Neutral Record: 0-0
 Current Streak: L3
 Longest Winning Streak: NA
 Longest Losing Streak: 3
 Largest Win Margin: NA
 Largest Loss Margin: 37 (1977)

Date	Site	Result
12/20/1977	A	L, 52-89
12/9/1995	A	L, 67-78
12/12/1998	A	L, 55-81

INDIANA STATE

Series Record: 2-1
 Home Record: 1-0
 Away Record: 1-1
 Neutral Record: 0-0
 Current Streak: L1
 Longest Winning Streak: 2
 Longest Losing Streak: 1
 Largest Win Margin: 10 (2001)
 Largest Loss Margin: 5 (2007)

Date	Site	Result
12/21/1985	H	W, 62-57
12/29/2001	A	W, 65-55
12/22/2007	A	L, 57-62

IOWA

Series Record: 0-3
 Home Record: 0-1
 Away Record: 0-2
 Neutral Record: 0-0
 Current Streak: L3
 Longest Winning Streak: NA
 Longest Losing Streak: 3
 Largest Win Margin: NA
 Largest Loss Margin: 22 (2009)

Date	Site	Result
12/2/1967	A	L, 73-79
12/14/1970	H	L, 78-89
11/20/2009	A	L, 46-68

IPFW

Series Record: 1-3
 Home Record: 1-1
 Away Record: 0-2
 Neutral Record: 0-0
 Current Streak: L2
 Longest Winning Streak: 1
 Longest Losing Streak: 2
 Largest Win Margin: 16 (2004)
 Largest Loss Margin: 13 (2013)

Date	Site	Result
12/10/2003	A	L, 75-81
12/21/2004	H	W, 86-70
2/23/2013	A	L, 75-88
1/2/2014	H	L, 60-65

IUPUI

Series Record: 0-1
 Home Record: 0-0
 Away Record: 0-0
 Neutral Record: 0-1
 Current Streak: L1
 Longest Winning Streak: NA
 Longest Losing Streak: 1
 Largest Win Margin: NA
 Largest Loss Margin: 14 (2012)

Date	Site	Result
11/13/2012	N	L, 66-80

JACKSON STATE

Series Record: 1-0
 Home Record: 0-0
 Away Record: 0-0
 Neutral Record: 1-0
 Current Streak: W1
 Longest Winning Streak: 1
 Longest Losing Streak: NA
 Largest Win Margin: 17 (1999)
 Largest Loss Margin: NA

Date	Site	Result
11/19/1999	N	W, 60-43

JACKSONVILLE

Series Record: 2-0
 Home Record: 0-0
 Away Record: 0-0
 Neutral Record: 2-0
 Current Streak: W2
 Longest Winning Streak: 2
 Longest Losing Streak: NA
 Largest Win Margin: 16 (2020)
 Largest Loss Margin: NA

Date	Site	Result
11/24/1989	N	W, 87-75
11/11/2020	N	W, 75-59

JACKSONVILLE STATE

Series Record: 1-0
 Home Record: 0-0
 Away Record: 0-0
 Neutral Record: 1-0
 Current Streak: W1
 Longest Winning Streak: 1
 Longest Losing Streak: NA
 Largest Win Margin: 8 (2006)
 Largest Loss Margin: NA

Date	Site	Result
12/29/2006	N	W, 77-69

JAMES MADISON

Series Record: 2-0
 Home Record: 1-0
 Away Record: 1-0
 Neutral Record: 0-0
 Current Streak: W2
 Longest Winning Streak: 2
 Longest Losing Streak: NA
 Largest Win Margin: 14 (1995)
 Largest Loss Margin: NA

Date	Site	Result
12/16/1995	H	W, 88-72
11/23/1996	A	W, 104-92

JOHN CARROLL

Series Record: 7-2
 Home Record: 3-1
 Away Record: 1-1
 Neutral Record: 3-0
 Current Streak: W7
 Longest Winning Streak: 7
 Longest Losing Streak: 2
 Largest Win Margin: 66 (1946)
 Largest Loss Margin: 10 (1942)

Date	Site	Result
1/25/1941	A	L, 36-37
2/18/1942	H	L, 28-38
2/4/1946	H	W, 93-27
2/28/1947	N	W, 77-49
2/27/1948	N	W, 64-31
2/11/1949	N	W, 83-58
2/14/1951	H	W, 72-49
1/17/1953	H	W, 87-71
1/16/1954	A	W, 84-79

KALAMAZOO

Series Record: 1-0
 Home Record: 1-0
 Away Record: 0-0
 Neutral Record: 0-0
 Current Streak: W1
 Longest Winning Streak: 1
 Longest Losing Streak: NA
 Largest Win Margin: 10 (1946)
 Largest Loss Margin: NA

Date	Site	Result
12/11/1946	H	W, 57-47

KANSAS

Series Record: 0-1
 Home Record: 0-0
 Away Record: 0-1
 Neutral Record: 0-0
 Current Streak: L1
 Longest Winning Streak: NA
 Longest Losing Streak: 1
 Largest Win Margin: NA
 Largest Loss Margin: 29 (1982)

Date	Site	Result
11/29/1982	A	L, 68-97



BGSU v. Opponents

KENT STATE

Series Record: 89-82
 Home Record: 52-28
 Away Record: 35-48
 Neutral Record: 2-6
 Current Streak: L8
 Longest Winning Streak: 9
 Longest Losing Streak: 8
 Largest Win Margin: 37 (1917)
 Largest Loss Margin: 24 (2009)

Date	Site	Result
1/23/1917	A	L, 22-23
3/2/1917	H	W, 53-16
1/29/1920	A	W, 38-8
2/19/1920	H	W, 21-17
1/15/1921	H	L, 22-27
2/18/1921	A	L, 25-27
1/26/1922	H	W, 27-10
2/3/1922	A	W, 28-19
3/5/1926	H	W, 47-23
1/11/1929	H	L, 20-28
1/25/1930	A	L, 30-32
12/16/1933	A	W, 35-31
12/12/1934	H	W, 41-36 (OT)
2/8/1936	A	L, 24-27
1/22/1937	A	L, 26-35
2/25/1937	H	L, 31-35
1/21/1938	H	W, 49-32
12/17/1938	A	L, 33-35
2/20/1940	H	W, 28-26
12/21/1940	N	L, 30-33
12/13/1941	H	W, 38-34
1/22/1943	A	W, 51-39
12/3/1946	H	W, 63-47
2/16/1948	N	W, 62-46
1/5/1949	A	W, 70-63
2/3/1951	H	W, 84-65
2/16/1952	A	W, 89-79
2/7/1953	H	W, 81-63
12/8/1953	A	W, 92-67
2/2/1955	H	L, 65-73
2/28/1955	A	L, 70-74 (OT)
1/14/1956	H	L, 70-72
2/29/1956	A	L, 91-93
12/27/1956	H	W, 88-66
2/19/1957	A	L, 75-80
1/28/1958	A	L, 51-60
2/19/1958	H	W, 53-43
1/20/1959	H	W, 68-59
2/16/1959	A	W, 60-53
1/19/1960	A	W, 76-74
2/17/1960	H	W, 85-71
1/17/1961	H	W, 58-56
2/14/1961	A	L, 66-73
1/16/1962	A	W, 68-56
2/13/1962	H	W, 82-70
1/15/1963	H	W, 88-71
2/13/1963	A	W, 59-55
1/14/1964	A	L, 63-75
2/12/1964	H	W, 82-68
1/12/1965	H	W, 71-65
2/10/1965	A	L, 67-77
1/11/1966	A	W, 86-83
2/22/1966	H	L, 66-79
1/10/1967	H	W, 76-68
2/21/1967	A	L, 59-61
1/16/1968	H	W, 77-60
2/21/1968	A	W, 65-63
1/15/1969	A	L, 54-59
2/12/1969	H	L, 74-76
1/14/1970	H	W, 73-67

2/11/1970	A	W, 65-56
1/27/1971	A	L, 67-70
2/24/1971	H	W, 70-69
1/26/1972	H	L, 65-75
2/23/1972	A	L, 78-82
1/20/1973	A	W, 67-64
2/17/1973	H	W, 77-67
1/19/1974	H	W, 71-61
2/16/1974	A	W, 80-69
1/18/1975	A	W, 85-69
2/15/1975	H	W, 65-57 (OT)
1/14/1976	H	W, 61-57
3/3/1976	A	W, 45-43
2/2/1977	H	W, 83-81 (OT)
2/23/1977	A	L, 68-76
1/25/1978	A	W, 69-63
3/1/1978	H	W, 71-67
1/10/1979	A	W, 80-64
2/7/1979	H	W, 65-61
1/28/1980	A	W, 80-66
1/31/1981	A	W, 49-48 (OT)
2/28/1981	H	W, 66-61
1/13/1982	H	W, 75-72
2/10/1982	A	L, 64-67
1/19/1983	H	W, 66-56
2/16/1983	A	W, 74-65
1/11/1984	A	L, 72-82
2/8/1984	H	L, 64-77
1/2/1985	H	L, 66-80
3/2/1985	A	L, 72-76
1/25/1986	A	L, 72-84
2/22/1986	H	L, 58-67
1/17/1987	H	W, 85-83
2/14/1987	A	L, 53-66
3/6/1987	N #	L, 59-66
1/30/1988	A	L, 72-74
2/27/1988	H	W, 68-64
1/11/1989	A	L, 57-66
2/8/1989	H	L, 70-76
3/10/1989	N #	L, 56-65
1/3/1990	H	W, 84-67
3/3/1990	A	L, 70-79
1/26/1991	A	W, 66-60
2/23/1991	H	W, 84-57
1/25/1992	H	W, 62-47
2/22/1992	A	W, 61-56
1/16/1993	A	W, 74-68
2/13/1993	H	W, 49-48
1/8/1994	H	L, 62-65
2/5/1994	A	L, 64-66
3/8/1994	N #	W, 68-58
1/7/1995	A	L, 69-73
2/4/1995	H	W, 79-76
1/6/1996	H	W, 83-68
2/3/1996	A	L, 58-59
1/15/1997	H	W, 85-69
2/12/1997	A	W, 70-69
1/14/1998	H	W, 78-59
2/14/1998	A	L, 64-71
1/9/1999	A	L, 63-68
1/26/2000	A	L, 64-82
2/16/2000	H	W, 71-61
1/27/2001	A	L, 57-81
2/20/2001	H	L, 64-70
3/8/2001	N #	L, 64-71
1/26/2002	H	L, 67-70
2/4/2002	A	L, 64-76
3/9/2002	N #	L, 59-70
1/11/2003	A	W, 78-74
2/6/2003	H	L, 67-73
1/28/2004	H	L, 64-71
2/14/2004	A	L, 72-80

3/11/2004	N #	L, 66-79
2/12/2005	A	W, 77-73
1/26/2006	A	W, 79-74
2/21/2006	H	L, 66-82
1/20/2007	A	L, 61-62
3/1/2007	H	L, 64-77
1/12/2008	A	L, 49-63
3/1/2008	H	W, 89-83
1/14/2009	A	L, 48-72
2/26/2009	H	W, 67-66
1/17/2010	A	W, 76-70
2/24/2010	H	L, 69-75
1/11/2011	A	L, 63-80
3/1/2011	H	L, 57-63
1/14/2012	A	L, 87-92
2/25/2012	H	W, 74-58
1/23/2013	H	W, 70-55
3/5/2013	A	L, 61-69
2/12/2014	A	L, 61-62
2/26/2014	H	W, 73-66
1/7/2015	A	W, 66-64
3/3/2015	H	L, 80-81
1/23/2016	H	L, 59-62
3/1/2016	A	L, 54-70
3/7/2016	A #	W, 70-69
2/7/2017	A	W, 84-83 (OT)
2/28/2017	H	L, 67-74
2/3/2018	H	W, 70-62
2/24/2018	A	L, 63-64
1/5/2019	A	W, 86-64
3/1/2019	H	W, 77-72
1/3/2020	H	L, 61-79
3/3/2020	A	L, 69-83
1/27/2021	A	L, 91-96
2/9/2021	H	L, 67-71
1/29/2022	H	L, 83-91
2/8/2022	A	L, 68-76
2/7/2023	A	L, 64-87
2/25/2023	H	L, 69-79

MAC Tournament

KENTUCKY

Series Record: 1-2
 Home Record: 0-0
 Away Record: 1-1
 Neutral Record: 0-1
 Current Streak: W1
 Longest Winning Streak: 1
 Longest Losing Streak: 2
 Largest Win Margin: 2 (1988)
 Largest Loss Margin: 18 (1976)

Date	Site	Result
1/11/1949	N	L, 61-63
12/17/1976	A	L, 59-77
12/16/1988	A	W, 56-54

KENTUCKY STATE

Series Record: 1-0
 Home Record: 1-0
 Away Record: 0-0
 Neutral Record: 0-0
 Current Streak: W1
 Longest Winning Streak: 1
 Longest Losing Streak: NA
 Largest Win Margin: 27 (1983)
 Largest Loss Margin: NA

Date	Site	Result
11/30/1983	H	W, 76-49

KENYON

Series Record: 1-1
 Home Record: 1-1
 Away Record: 0-0
 Neutral Record: 0-0
 Current Streak: W1
 Longest Winning Streak: 1
 Longest Losing Streak: 1
 Largest Win Margin: 21 (1931)
 Largest Loss Margin: 5 (1929)

Date	Site	Result
12/6/1929	H	L, 33-38
12/11/1931	H	W, 38-17

LAKE ERIE

Series Record: 2-0
 Home Record: 2-0
 Away Record: 0-0
 Neutral Record: 0-0
 Current Streak: W2
 Longest Winning Streak: 2
 Longest Losing Streak: NA
 Largest Win Margin: 10 (2012)
 Largest Loss Margin: NA

Date	Site	Result
11/9/2012	H	W, 63-53
11/20/2017	H	W, 109-106 (OT)

LAKE SUPERIOR

Series Record: 1-0
 Home Record: 1-0
 Away Record: 0-0
 Neutral Record: 0-0
 Current Streak: W1
 Longest Winning Streak: 1
 Longest Losing Streak: NA
 Largest Win Margin: 42 (1983)
 Largest Loss Margin: NA

Date	Site	Result
12/22/1983	H	W, 121-79

LAMAR

Series Record: 1-1
 Home Record: 0-0
 Away Record: 0-0
 Neutral Record: 1-1
 Current Streak: W1
 Longest Winning Streak: 1
 Longest Losing Streak: 1
 Largest Win Margin: 13 (2003)
 Largest Loss Margin: 17 (1984)

Date	Site	Result
12/7/1984	N	L, 74-91
12/30/2003	N	W, 81-68



LASALLE

Series Record: 1-5
 Home Record: 1-0
 Away Record: 0-3
 Neutral Record: 0-2
 Current Streak: L5
 Longest Winning Streak: 1
 Longest Losing Streak: 5
 Largest Win Margin: 12 (1949)
 Largest Loss Margin: 28 (1952)

Date	Site	Result
2/8/1949	H	W, 57-45
1/7/1950	N	L, 62-72
1/6/1951	N	L, 57-85
12/29/1962	A	L, 67-74 (OT)
12/29/1967	A	L, 77-78
12/28/1985	A	L, 54-62

LAWRENCE TECH

Series Record: 2-4
 Home Record: 1-3
 Away Record: 1-1
 Neutral Record: 0-0
 Current Streak: L3
 Longest Winning Streak: 1
 Longest Losing Streak: 3
 Largest Win Margin: 13 (1939)
 Largest Loss Margin: 11 (1952)

Date	Site	Result
12/21/1939	A	W, 44-31
12/7/1940	H	L, 39-45
2/24/1950	H	W, 75-65
2/10/1951	A	L, 53-60
12/18/1952	H	L, 62-73
1/5/1954	H	L, 60-67

LOCKBOURNE BASE

Series Record: 1-0
 Home Record: 1-0
 Away Record: 0-0
 Neutral Record: 0-0
 Current Streak: W1
 Longest Winning Streak: 1
 Longest Losing Streak: NA
 Largest Win Margin: 32 (1944)
 Largest Loss Margin: NA

Date	Site	Result
12/4/1944	H	W, 75-43

LONG BEACH STATE

Series Record: 0-1
 Home Record: 0-0
 Away Record: 0-0
 Neutral Record: 0-1
 Current Streak: L1
 Longest Winning Streak: NA
 Longest Losing Streak: 1
 Largest Win Margin: NA
 Largest Loss Margin: 1 (1975)

Date	Site	Result
12/30/1975	N	L, 80-81

LONG ISLAND

Series Record: 3-2
 Home Record: 0-0
 Away Record: 1-0
 Neutral Record: 2-2
 Current Streak: L2
 Longest Winning Streak: 3
 Longest Losing Streak: 2
 Largest Win Margin: 33 (1948)
 Largest Loss Margin: 6 (1951)

Date	Site	Result
1/19/1945	N	W, 72-51
12/29/1945	A	W, 51-49
12/4/1948	N	W, 97-64
1/5/1950	N	L, 63-66
1/4/1951	N	L, 63-69

LOS ANGELES STATE

Series Record: 0-1
 Home Record: 0-1
 Away Record: 0-0
 Neutral Record: 0-0
 Current Streak: L1
 Longest Winning Streak: NA
 Longest Losing Streak: 1
 Largest Win Margin: NA
 Largest Loss Margin: 4 (1961)

Date	Site	Result
12/30/1961	H	L, 78-82

LOUISIANA TECH

Series Record: 0-1
 Home Record: 0-0
 Away Record: 0-0
 Neutral Record: 0-1
 Current Streak: L1
 Longest Winning Streak: NA
 Longest Losing Streak: 1
 Largest Win Margin: NA
 Largest Loss Margin: 20 (1991)

Date	Site	Result
12/6/1991	N	L, 47-67

LOURDES

Series Record: 1-0
 Home Record: 1-0
 Away Record: 0-0
 Neutral Record: 0-0
 Current Streak: W1
 Longest Winning Streak: 1
 Longest Losing Streak: NA
 Largest Win Margin: 41 (2017)
 Largest Loss Margin: NA

Date	Site	Result
12/28/2017	H	W, 97-56

LOYOLA (CHICAGO)

Series Record: 26-20
 Home Record: 2-0
 Away Record: 1-0
 Neutral Record: 0-0
 Current Streak: W2
 Longest Winning Streak: 5
 Longest Losing Streak: 3
 Largest Win Margin: 30 (1969)
 Largest Loss Margin: 39 (1966)

Date	Site	Result
12/31/1946	A	L, 40-49
1/4/1947	H	W, 66-59
1/31/1947	H	L, 45-54
12/31/1947	A	L, 50-53
1/10/1948	H	W, 68-61
12/17/1948	N	L, 62-65 (OT)
12/31/1948	A	L, 38-60
2/26/1949	H	W, 85-72
12/31/1949	A	W, 63-59
2/11/1950	H	L, 65-67
1/1/1951	A	L, 63-69
1/15/1951	H	W, 78-63
12/31/1951	A	L, 77-83
1/12/1952	H	W, 63-59
3/1/1952	A	W, 82-69
2/3/1953	A	W, 70-66
3/2/1953	H	W, 89-77
1/2/1954	A	W, 79-65
12/17/1954	H	L, 63-82
12/31/1955	A	L, 68-77
2/6/1957	H	W, 83-75
2/25/1958	A	W, 65-63
2/23/1959	H	W, 86-70
2/29/1960	A	W, 70-67
2/1/1961	H	W, 66-65
3/1/1962	A	L, 68-81
2/16/1963	H	W, 92-75
2/18/1964	A	L, 83-92
3/3/1965	H	W, 88-82
2/28/1966	A	L, 70-109
2/27/1967	H	L, 93-110
2/19/1968	A	L, 74-75
2/24/1969	H	W, 103-73
2/23/1970	A	L, 71-91
2/22/1971	H	W, 92-78
2/26/1972	A	W, 77-74
2/28/1973	H	W, 92-72
2/18/1974	A	L, 73-82
2/17/1975	H	W, 91-68
2/16/1976	A	L, 61-71
2/14/1977	H	W, 91-68
2/13/1978	A	L, 59-64
1/31/1979	H	W, 74-71
2/11/1980	A	L, 85-88 (OT)
12/4/1993	A	W, 85-60
12/10/1994	H	W, 84-59

LOYOLA MARYMOUNT (CA.)

Series Record: 2-0
 Home Record: 1-0
 Away Record: 0-0
 Neutral Record: 1-0
 Current Streak: W2
 Longest Winning Streak: 2
 Longest Losing Streak: NA
 Largest Win Margin: 38 (1949)
 Largest Loss Margin: NA

Date	Site	Result
12/22/1949	H	W, 75-37
2/6/1950	N	W, 67-64

LOYOLA OF THE SOUTH (Loyola of New Orleans)

Series Record: 3-0
 Home Record: 2-0
 Away Record: 1-0
 Neutral Record: 0-0
 Current Streak: W3
 Longest Winning Streak: 3
 Longest Losing Streak: NA
 Largest Win Margin: 25 (1951)
 Largest Loss Margin: NA

Date	Site	Result
12/17/1951	H	W, 94-69
2/2/1952	A	W, 63-49
2/13/1953	H	W, 88-75

LSU

Series Record: 0-1
 Home Record: 0-0
 Away Record: 0-1
 Neutral Record: 0-0
 Current Streak: L1
 Longest Winning Streak: N/A
 Longest Losing Streak: 1
 Largest Win Margin: NA
 Largest Loss Margin: 9 (2020)

Date	Site	Result
11/8/2020	A	L, 79-88

MACMURRY

Series Record: 2-0
 Home Record: 2-0
 Away Record: 0-0
 Neutral Record: 0-0
 Current Streak: W2
 Longest Winning Streak: 2
 Longest Losing Streak: NA
 Largest Win Margin: 61 (1973)
 Largest Loss Margin: NA

Date	Site	Result
12/2/1972	H	W, 99-63
12/1/1973	H	W, 117-56

MAINE

Series Record: 2-0
 Home Record: 0-0
 Away Record: 0-0
 Neutral Record: 2-0
 Current Streak: W2
 Longest Winning Streak: 2
 Longest Losing Streak: NA
 Largest Win Margin: 6 (1997)
 Largest Loss Margin: NA

Date	Site	Result
12/8/1984	N	W, 55-53
12/5/1997	N	W, 89-83



BGSU v. Opponents

MALONE

Series Record: 1-0
 Home Record: 1-0
 Away Record: 0-0
 Neutral Record: 0-0
 Current Streak: W1
 Longest Winning Streak: 1
 Longest Losing Streak: NA
 Largest Win Margin: 43 (2011)
 Largest Loss Margin: NA

Date	Site	Result
12/7/2011	H	W, 87-44

MANHATTAN

Series Record: 2-1
 Home Record: 1-0
 Away Record: 0-0
 Neutral Record: 1-1
 Current Streak: W1
 Longest Winning Streak: 1
 Longest Losing Streak: 1
 Largest Win Margin: 13 (2010)
 Largest Loss Margin: 11 (1967)

Date	Site	Result
12/28/1962	N	W, 80-73
12/20/1967	N	L, 64-75
12/22/2010	H	W, 70-57

MARIETTA

Series Record: 4-5
 Home Record: 3-3
 Away Record: 1-2
 Neutral Record: 0-0
 Current Streak: L1
 Longest Winning Streak: 3
 Longest Losing Streak: 2
 Largest Win Margin: 6 (1941)
 Largest Loss Margin: 10 (1936)

Date	Site	Result
1/16/1932	H	L, 22-30
1/20/1933	H	L, 37-42 (2OT)
2/9/1934	H	W, 34-29
1/19/1935	H	L, 32-39
1/17/1936	A	L, 25-35
1/14/1939	H	W, 43-39
2/2/1940	A	W, 40-36
1/18/1941	H	W, 38-32
2/6/1942	A	L, 64-70

MARIST

Series Record: 1-1
 Home Record: 1-0
 Away Record: 0-1
 Neutral Record: 0-0
 Current Streak: W1
 Longest Winning Streak: 1
 Longest Losing Streak: 1
 Largest Win Margin: 3 (2001)
 Largest Loss Margin: 16 (2000)

Date	Site	Result
12/16/2000	A	L, 69-85
12/1/2001	H	W, 61-58

MARSHALL

Series Record: 31-23
 Home Record: 19-7
 Away Record: 12-15
 Neutral Record: 0-1
 Current Streak: W3
 Longest Winning Streak: 10
 Longest Losing Streak: 4
 Largest Win Margin: 34 (1964)
 Largest Loss Margin: 24 (1972)

Date	Site	Result
1/23/1954	A	L, 87-91
2/6/1954	H	W, 100-70
2/14/1955	H	L, 89-91
2/19/1955	A	L, 69-91
2/10/1956	H	L, 85-87
2/20/1956	A	L, 91-95
1/14/1957	H	W, 80-75
2/9/1957	A	L, 66-87
2/7/1958	H	L, 74-76
2/14/1958	A	L, 87-101
2/7/1959	A	W, 88-85 (3OT)
2/29/1959	H	W, 94-81
2/2/1960	A	L, 75-85
2/27/1960	H	W, 90-86
1/28/1961	A	L, 58-64
2/20/1961	H	L, 60-67
1/20/1962	H	W, 68-55
2/10/1962	A	W, 73-70
1/18/1963	A	W, 93-77
2/25/1963	H	W, 114-86
2/24/1964	H	W, 106-87
3/7/1964	A	W, 106-72
2/22/1965	H	W, 114-93
3/6/1965	A	W, 108-94
1/22/1966	A	W, 90-83
3/2/1966	H	W, 105-95
1/7/1967	H	L, 74-79
2/11/1967	A	L, 85-89
1/6/1968	H	W, 61-57
2/3/1968	A	L, 62-69
1/25/1969	A	L, 98-100 (4OT)
2/15/1969	H	W, 101-80
1/24/1970	H	W, 94-78
2/14/1970	A	W, 83-82
1/23/1971	A	L, 64-80
2/13/1971	H	W, 112-99
1/22/1972	H	L, 80-103
2/12/1972	A	L, 67-91
1/10/1973	H	W, 92-87
12/20/1976	A	W, 95-88 (OT)
12/30/1980	N	L, 85-87
1/24/1998	H	L, 67-69
2/18/1998	A	L, 52-70
1/19/1999	H	W, 81-67
2/24/1999	A	W, 78-72
1/2/2000	H	W, 85-64
2/26/2000	A	W, 88-83
2/14/2001	H	W, 82-69
2/28/2001	A	L, 55-63
2/9/2002	H	W, 83-60
2/8/2003	A	L, 54-56
1/31/2004	H	W, 88-73
1/6/2005	A	W, 69-64
12/22/2006	A	W, 79-78

MARQUETTE

Series Record: 7-15
 Home Record: 5-5
 Away Record: 2-8
 Neutral Record: 0-2
 Current Streak: L9
 Longest Winning Streak: 4
 Longest Losing Streak: 9
 Largest Win Margin: 15 (1958)
 Largest Loss Margin: 45 (1955)

Date	Site	Result
1/17/1948	A	L, 66-69
2/21/1948	H	W, 74-55
1/15/1949	H	W, 79-56
2/14/1949	A	W, 59-56
1/15/1951	H	W, 72-66
2/26/1951	A	L, 56-60
2/9/1952	H	L, 74-75
2/25/1952	A	W, 68-67
2/21/1953	H	L, 67-90
1/30/1954	H	W, 86-79
2/12/1955	A	L, 56-101
2/2/1957	A	L, 67-70
1/17/1958	H	W, 91-76
2/4/1959	A	L, 62-73
3/10/1959	N ^	L, 71-89
3/9/1968	N ^	L, 71-72
12/20/1969	A	L, 55-64
3/3/1971	H	L, 74-96
12/4/1971	A	L, 64-84
2/20/1973	H	L, 58-84
12/17/1977	A	L, 54-86
12/6/1978	H	L, 57-72

^ NCAA Tournament

MIAMI (FLA.)

Series Record: 1-0
 Home Record: 0-0
 Away Record: 1-0
 Neutral Record: 0-0
 Current Streak: W1
 Longest Winning Streak: 1
 Longest Losing Streak: NA
 Largest Win Margin: 11 (1952)
 Largest Loss Margin: NA

Date	Site	Result
2/1/1952	A	W, 78-67

MIAMI (OHIO)

Series Record: 60-90
 Home Record: 40-32
 Away Record: 19-51
 Neutral Record: 2-6
 Current Streak: L1
 Longest Winning Streak: 5
 Longest Losing Streak: 10
 Largest Win Margin: 50 (1962)
 Largest Loss Margin: 34 (1955)

Date	Site	Result
2/18/1944	A	W, 59-49
12/15/1950	H	W, 73-50
12/23/1950	N	W, 64-57
1/19/1952	A	L, 56-70
1/19/1953	H	L, 71-90
12/11/1953	A	L, 79-82 (OT)
2/19/1954	H	W, 96-72
12/10/1954	H	L, 75-78
1/8/1955	A	L, 55-89
12/10/1955	H	L, 72-93
1/7/1956	A	L, 65-74
12/8/1956	A	L, 55-76

1/5/1957	H	L, 59-83
12/7/1957	H	L, 64-70
1/18/1958	A	L, 74-76
12/6/1958	A	L, 58-59
1/17/1959	H	L, 68-70 (OT)
3/7/1959	N *	W, 76-63
1/16/1960	H	W, 73-62
2/6/1960	A	W, 93-89
1/14/1961	A	L, 62-72
2/4/1961	H	W, 84-70
1/13/1962	H	W, 85-73
2/3/1962	A	W, 94-61
12/12/1962	H	W, 86-36
1/12/1963	A	L, 57-62
12/14/1963	A	L, 61-68
1/18/1964	H	W, 59-54
12/17/1964	H	L, 54-91
1/16/1965	A	L, 58-74
1/15/1966	H	L, 63-65
2/2/1966	A	W, 74-62
1/14/1967	A	L, 62-70
2/8/1967	H	L, 68-75 (2OT)
1/13/1968	H	W, 74-69 (OT)
1/27/1968	A	W, 56-54
1/18/1969	H	L, 69-71
2/8/1969	A	L, 62-66
1/17/1970	A	W, 64-59
2/7/1970	H	L, 65-71
1/16/1971	H	W, 78-68
2/6/1971	A	L, 63-75
1/15/1972	A	L, 69-80
2/5/1972	H	W, 77-75
1/6/1973	A	L, 62-67
2/3/1973	H	L, 53-61
1/12/1974	A	W, 70-68
2/9/1974	H	W, 64-60
1/11/1975	H	L, 64-73
2/8/1975	A	L, 62-77
2/7/1976	H	L, 48-70
1/26/1977	H	L, 61-65
3/2/1977	A	L, 66-76
1/4/1978	A	L, 66-85
2/8/1978	H	L, 54-68
1/13/1979	A	L, 73-74
2/17/1979	H	L, 74-75
1/9/1980	A	L, 61-62 (OT)
2/6/1980	H	W, 64-61
1/7/1981	A	L, 62-67
1/30/1982	A	L, 68-78
2/27/1982	H	W, 81-76 (OT)
3/2/1982	H #	W, 81-78
1/22/1983	A	W, 58-43
2/19/1983	H	W, 75-63
1/28/1984	H	L, 80-81
2/25/1984	A	L, 61-63
1/9/1985	H	L, 50-56
2/5/1985	A	L, 63-73
1/2/1986	A	L, 54-62
3/1/1986	H	L, 79-91
1/24/1987	H	W, 76-75
2/21/1987	A	W, 58-56
1/13/1988	H	W, 88-70
2/10/1988	A	W, 65-59 (OT)
1/18/1989	A +	F, 42-65 (W)
2/15/1989	H	W, 76-66
1/10/1990	H	L, 76-96
2/7/1990	A	L, 91-93 (OT)
1/2/1991	A	L, 81-82 (OT)
3/2/1991	H	W, 91-79
2/1/1992	H	W, 53-47
2/29/1992	A	L, 39-67
3/13/1992	N #	L, 60-70
1/23/1993	A	L, 57-82
2/20/1993	H	L, 44-50



3/11/1993 N # L, 50-63
 1/15/1994 H W, 74-59
 2/12/1994 A L, 81-84
 3/11/1994 N # L, 59-61
 2/1/1995 H L, 45-49
 3/1/1995 A L, 36-63
 1/31/1996 A L, 64-80
 2/28/1996 H L, 56-58
 3/5/1996 A # L, 53-81
 1/22/1997 H W, 83-80
 2/19/1997 A L, 59-64
 12/29/1997 H W, 72-59
 2/25/1998 A L, 52-61
 1/28/1999 A L, 72-83
 2/20/1999 H W, 69-58
 3/2/1999 N # L, 56-60 (OT)
 1/19/2000 H W, 68-83
 2/12/2000 A W, 66-60
 3/5/2000 N # L, 56-58 (OT)
 2/3/2001 A W, 67-63 (OT)
 3/3/2001 H W, 67-51
 2/2/2002 H W, 64-61
 2/20/2002 A W, 65-50
 3/1/2003 H W, 51-48
 2/4/2004 A L, 60-66
 2/27/2005 H W, 57-56
 3/10/2005 N # L, 65-85
 2/1/2006 A L, 60-77
 3/1/2006 H L, 59-73
 1/17/2007 A L, 60-66
 3/4/2007 H W, 68-64
 1/23/2008 H W, 55-52
 3/8/2008 A L, 59-75
 1/20/2009 H L, 60-67
 3/5/2009 A L, 45-50 (OT)
 1/23/2010 A L, 52-64
 2/14/2010 H W, 67-64
 1/16/2011 H W, 62-53
 2/26/2011 A L, 77-84
 1/18/2012 A W, 65-57
 2/29/2012 H W, 56-51
 1/16/2013 A L, 60-63
 2/27/2013 H W, 52-44
 3/11/2013 H # L, 52-63
 1/25/2014 H L, 65-70
 2/23/2014 A L, 52-55
 2/18/2015 H L, 56-67
 2/28/2015 A W, 62-57
 1/6/2016 H W, 73-62
 2/6/2016 A L, 51-55
 1/31/2017 H W, 83-72
 2/25/2017 A W, 70-54
 1/2/2018 H L, 72-77
 1/16/2018 A W, 81-70
 1/26/2019 A L, 53-67
 2/26/2019 H L, 69-82
 1/7/2020 H W, 78-76
 2/29/2020 A L, 55-73
 1/21/2021 A L, 77-96
 3/2/2021 H L, 79-84 (OT)
 1/7/2022 H W, 87-83 (OT)
 2/12/2022 A L, 78-94
 1/21/2023 H W, 83-73
 2/21/2023 A L, 65-74

* MAC Playoff
 # MAC Tournament
 + Miami had to later forfeit the game

MICHIGAN

Series Record: 3-10 (3-8+)
 Home Record: 2-1
 Away Record: 1-9 (1-8+)
 Neutral Record: 0-0
 Current Streak: L4
 Longest Winning Streak: 1
 Longest Losing Streak: 5
 Largest Win Margin: 10 (1961)
 Largest Loss Margin: 38 (1965)

Date	Site	Result
12/14/1961	A	W, 77-67
12/4/1965	A	L, 70-108
12/7/1966	H	W, 90-83
12/22/1973	A	L, 66-70
12/15/1986	A	L, 64-76
12/2/1987	A	L, 71-82
12/9/1992	A +	L, 68-79
12/13/2000	A	L, 71-89
11/28/2001	H	W, 65-59
12/11/2002	A	L, 57-83
12/13/2003	A	L, 57-74
11/18/2010	A	L, 50-69
11/25/2020	A	L, 82-96

 + Michigan had to forfeit game

MICHIGAN STATE

Series Record: 3-11
 Home Record: 1-3
 Away Record: 1-7
 Neutral Record: 1-1
 Current Streak: L5
 Longest Winning Streak: 2
 Longest Losing Streak: 5
 Largest Win Margin: 13 (1990)
 Largest Loss Margin: 35 (2010)

Date	Site	Result
12/3/1959	A	L, 67-96
12/5/1960	H	L, 67-70
12/7/1963	A	L, 81-104
12/7/1965	H	L, 59-84
12/28/1966	N	W, 75-67
3/18/1983	A *	L, 71-72
12/10/1988	A	L, 72-89
12/18/1989	A	W, 81-79
12/1/1990	H	W, 98-85
12/29/1993	A	L, 49-62
12/27/2000	N	L, 69-85
12/4/2010	A	L, 39-74
12/17/2011	A	L, 60-74
12/18/2012	H	L, 53-64

 * NIT

MICHIGAN TECH

Series Record: 1-0
 Home Record: 1-0
 Away Record: 0-0
 Neutral Record: 0-0
 Current Streak: W1
 Longest Winning Streak: 1
 Longest Losing Streak: NA
 Largest Win Margin: 12 (2006)
 Largest Loss Margin: NA

Date	Site	Result
12/27/2006	N	W, 58-46

MILWAUKEE

Series Record: 1-0
 Home Record: 0-0
 Away Record: 0-0
 Neutral Record: 1-0
 Current Streak: W1
 Longest Winning Streak: 1
 Longest Losing Streak: NA
 Largest Win Margin: 14 (2021)
 Largest Loss Margin: NA

Date	Site	Result
11/23/2021	N	W, 82-68

MINNESOTA

Series Record: 0-3
 Home Record: 0-0
 Away Record: 0-2
 Neutral Record: 0-1
 Current Streak: L3
 Longest Winning Streak: NA
 Longest Losing Streak: 3
 Largest Win Margin: NA
 Largest Loss Margin: 14 (1980)

Date	Site	Result
12/26/1969	N	L, 68-70
3/5/1980	A *	L, 50-64
11/15/2008	A	L, 61-68

 * NIT

MISSISSIPPI (OLE MISS)

Series Record: 2-1
 Home Record: 1-0
 Away Record: 0-1
 Neutral Record: 1-0
 Current Streak: W2
 Longest Winning Streak: 2
 Longest Losing Streak: 1
 Largest Win Margin: 4 (2001)
 Largest Loss Margin: 22 (1978)

Date	Site	Result
12/4/1978	A	L, 78-100
12/17/1980	H	W, 79-76
11/15/2001	N	W, 82-78 (OT)

MISSISSIPPI STATE

Series Record: 1-1
 Home Record: 2-0
 Away Record: 1-0
 Neutral Record: 0-0
 Current Streak: W1
 Longest Winning Streak: 1
 Longest Losing Streak: 1
 Largest Win Margin: 16 (1996)
 Largest Loss Margin: 5 (1963)

Date	Site	Result
3/16/1963	N ^	L, 60-65
12/30/1996	N	W, 75-59

 ^ NCAA Tournament

MOREHEAD STATE

Series Record: 6-3
 Home Record: 4-0
 Away Record: 2-2
 Neutral Record: 0-1
 Current Streak: W4
 Longest Winning Streak: 4
 Longest Losing Streak: 2
 Largest Win Margin: 25 (1981)
 Largest Loss Margin: 32 (1955)

Date	Site	Result
12/26/1955	N	L, 79-111
12/13/1980	A	L, 70-75
12/5/1981	H	W, 89-64
12/15/1984	H	W, 66-60
12/14/1985	A	L, 71-74
2/17/2007	A	W, 90-72
11/17/2007	H	W, 86-70
2/18/2012	H	W, 73-60
12/15/2013	A	W, 67-61

MORGAN STATE

Series Record: 2-0
 Home Record: 2-0
 Away Record: 0-0
 Neutral Record: 0-0
 Current Streak: W2
 Longest Winning Streak: 2
 Longest Losing Streak: NA
 Largest Win Margin: 32 (2016)
 Largest Loss Margin: NA

Date	Site	Result
11/26/2016	H	W, 90-58
12/3/2022	H	W, 86-76

MOUNT UNION

Series Record: 2-6
 Home Record: 2-3
 Away Record: 0-3
 Neutral Record: 0-0
 Current Streak: L2
 Longest Winning Streak: 1
 Longest Losing Streak: 3
 Largest Win Margin: 5 (1940)
 Largest Loss Margin: 24 (1936)

Date	Site	Result
1/19/1929	H	L, 29-41
1/24/1930	A	L, 27-48
2/7/1936	A	L, 24-48
1/7/1938	H	W, 42-40
1/20/1939	H	L, 21-34
1/30/1940	H	W, 34-29
1/24/1941	A	L, 44-53
1/9/1942	H	L, 38-48

MURRAY STATE

Series Record: 1-2
 Home Record: 1-1
 Away Record: 0-1
 Neutral Record: 0-0
 Current Streak: W1
 Longest Winning Streak: 1
 Longest Losing Streak: 2
 Largest Win Margin: 1 (2016)
 Largest Loss Margin: 7 (1985)

Date	Site	Result
12/6/1982	H	L, 78-81
12/16/1985	A	L, 63-70 (OT)
11/21/2016	H	W, 78-77



BGSU v. Opponents

MUSKINGUM

Series Record: 0-3
 Home Record: 0-1
 Away Record: 0-2
 Neutral Record: 0-0
 Current Streak: L3
 Longest Winning Streak: NA
 Longest Losing Streak: 3
 Largest Win Margin: NA
 Largest Loss Margin: 11 (1942)

Date	Site	Result
1/14/1941	A	L, 51-55
1/16/1942	H	L, 33-44
1/30/1943	A	L, 59-65 (OT)

NEBRASKA

Series Record: 1-2
 Home Record: 0-0
 Away Record: 0-2
 Neutral Record: 1-0
 Current Streak: W1
 Longest Winning Streak: 1
 Longest Losing Streak: 2
 Largest Win Margin: 3 (1997)
 Largest Loss Margin: 14 (1990)

Date	Site	Result
12/15/1990	A	L, 85-99
12/7/1996	A	L, 68-73
1/1/1997	N	W, 58-55

NEVADA

Series Record: 0-1
 Home Record: 0-0
 Away Record: 0-0
 Neutral Record: 0-1
 Current Streak: L1
 Longest Winning Streak: NA
 Longest Losing Streak: 1
 Largest Win Margin: NA
 Largest Loss Margin: 15 (2019)

Date	Site	Result
11/25/2019	N	L, 62-77

NEW MEXICO

Series Record: 0-1
 Home Record: 0-0
 Away Record: 0-1
 Neutral Record: 0-0
 Current Streak: L1
 Longest Winning Streak: NA
 Longest Losing Streak: 1
 Largest Win Margin: NA
 Largest Loss Margin: 12 (1983)

Date	Site	Result
12/30/1983	A	L, 74-86

NEW ORLEANS

Series Record: 2-0
 Home Record: 2-0
 Away Record: 0-0
 Neutral Record: 0-0
 Current Streak: W2
 Longest Winning Streak: 2
 Longest Losing Streak: NA
 Largest Win Margin: 31 (2013)
 Largest Loss Margin: NA

Date	Site	Result
2/21/2013	H	W, 87-56
11/14/2015	H	W, 79-61

NEW YORK UNIVERSITY

Series Record: 0-1
 Home Record: 0-0
 Away Record: 0-1
 Neutral Record: 0-0
 Current Streak: L1
 Longest Winning Streak: NA
 Longest Losing Streak: 1
 Largest Win Margin: NA
 Largest Loss Margin: 2 (1945)

Date	Site	Result
3/29/1945	A	L, 61-63

NIAGARA

Series Record: 3-6
 Home Record: 2-2
 Away Record: 1-3
 Neutral Record: 0-1
 Current Streak: L4
 Longest Winning Streak: 1
 Longest Losing Streak: 4
 Largest Win Margin: 37 (1954)
 Largest Loss Margin: 23 (1972)

Date	Site	Result
12/14/1951	H	W, 70-58
12/8/1952	A	L, 55-65
2/15/1954	H	W, 104-67
12/12/1966	A	L, 57-68
12/14/1967	A	W, 94-86
12/19/1968	H	L, 92-100
1/4/1972	H	L, 74-88
12/9/1972	A	L, 77-100
11/26/2010	N	L, 61-65

NORFOLK STATE

Series Record: 2-3
 Home Record: 1-1
 Away Record: 1-1
 Neutral Record: 0-1
 Current Streak: L3
 Longest Winning Streak: 2
 Longest Losing Streak: 3
 Largest Win Margin: 15 (2017)
 Largest Loss Margin: 6 (2021, 2022)

Date	Site	Result
12/30/2016	H	W, 86-77
12/2/2017	A	W, 92-77
12/20/2020	N	L, 67-72 (OT)
11/19/2021	H	L, 84-90
12/14/2022	A	L, 75-81

NORTH CAROLINA

Series Record: 0-1
 Home Record: 0-0
 Away Record: 0-0
 Neutral Record: 0-1
 Current Streak: L1
 Longest Winning Streak: NA
 Longest Losing Streak: 1
 Largest Win Margin: NA
 Largest Loss Margin: 17 (1969)

Date	Site	Result
12/30/1969	N	L, 72-89

NORTH CAROLINA CENTRAL

Series Record: 1-0
 Home Record: 1-0
 Away Record: 0-0
 Neutral Record: 0-0
 Current Streak: W1
 Longest Winning Streak: 1
 Longest Losing Streak: NA
 Largest Win Margin: 15 (2018)
 Largest Loss Margin: NA

Date	Site	Result
11/15/2018	H	W, 75-60

NORTH CAROLINA STATE

Series Record: 1-0
 Home Record: 0-0
 Away Record: 1-0
 Neutral Record: 0-0
 Current Streak: W1
 Longest Winning Streak: 1
 Longest Losing Streak: NA
 Largest Win Margin: 5 (1952)
 Largest Loss Margin: NA

Date	Site	Result
1/29/1952	A	W, 72-67

NORTH DAKOTA

Series Record: 1-2
 Home Record: 1-0
 Away Record: 0-1
 Neutral Record: 0-1
 Current Streak: L1
 Longest Winning Streak: 1
 Longest Losing Streak: 1
 Largest Win Margin: 10 (2013)
 Largest Loss Margin: 18 (2015)

Date	Site	Result
12/28/2012	A	L, 53-56
12/11/2013	H	W, 79-69
11/21/2015	N	L, 59-77

NORTH TEXAS STATE

Series Record: 0-1
 Home Record: 0-0
 Away Record: 0-1
 Neutral Record: 0-0
 Current Streak: L1
 Longest Winning Streak: NA
 Longest Losing Streak: 1
 Largest Win Margin: NA
 Largest Loss Margin: 4 (1975)

Date	Site	Result
12/29/1975	N	L, 76-80

NORTHERN COLORADO

Series Record: 1-1
 Home Record: 1-0
 Away Record: 0-1
 Neutral Record: 0-0
 Current Streak: L1
 Longest Winning Streak: 1
 Longest Losing Streak: 1
 Largest Win Margin: 10 (2006)
 Largest Loss Margin: 4 (2007)

Date	Site	Result
12/19/2006	H	W, 63-53
12/6/2007	A	L, 60-64 (OT)

NORTHERN ILLINOIS

Series Record: 39-31
 Home Record: 25-13
 Away Record: 12-17
 Neutral Record: 2-1
 Current Streak: L1
 Longest Winning Streak: 7
 Longest Losing Streak: 5
 Largest Win Margin: 30 (2002)
 Largest Loss Margin: 31 (2018)

Date	Site	Result
2/13/1965	H	W, 99-86
1/20/1966	H	W, 74-72
12/17/1966	A	L, 78-79
12/16/1967	H	W, 68-48
11/30/1968	A	L, 69-75
2/17/1970	H	L, 84-90
2/8/1971	A	L, 78-83
2/28/1972	H	L, 81-102
2/5/1973	A	L, 77-82
1/24/1976	A	W, 83-77
2/28/1976	H	W, 79-62
1/15/1977	A	L, 80-86
2/19/1977	H	L, 79-81
1/16/1978	H	L, 65-77
2/22/1978	A	L, 66-70
12/9/1978	H	W, 90-89 (OT)
3/3/1979	A	L, 82-95
1/26/1980	H	W, 71-68 (OT)
3/1/1980	N #	W, 78-63
1/21/1981	H	L, 56-65
2/18/1981	A	W, 77-64
3/3/1981	H #	L, 72-79
1/23/1982	A	L, 59-61
2/20/1982	H	W, 89-80
3/5/1982	N #	L, 66-67
1/15/1983	A	L, 51-62
2/12/1983	H	L, 67-69
1/7/1984	H	W, 77-65
2/4/1984	A	L, 58-64
1/30/1985	A	L, 62-81
2/27/1985	H	W, 90-79
1/22/1986	H	W, 92-71
2/19/1986	A	L, 65-67
12/2/1995	A	W, 53-49
12/4/1996	H	L, 73-81
2/5/1998	H	W, 78-59
2/3/1999	H	W, 64-55
1/5/2000	H	W, 72-54
1/3/2001	A	W, 78-67
1/8/2002	H	W, 91-61
1/4/2003	A	W, 64-63
1/25/2003	H	L, 46-63
1/10/2004	H	W, 76-69
2/18/2004	A	W, 69-52
1/9/2005	H	W, 78-67
2/23/2005	A	L, 61-72
1/11/2006	H	L, 74-75



2/7/2007 A L, 51-73
 1/27/2008 H W, 63-59
 1/31/2009 A W, 69-61
 2/10/2010 H W, 73-69
 2/2/2011 A W, 73-70 (OT)
 3/8/2011 H # W, 74-54
 2/4/2012 H W, 65-40
 2/6/2013 A W, 57-41
 1/12/2014 H L, 36-45
 3/10/2014 A # L, 51-54 (OT)
 1/27/2015 H W, 56-46
 2/7/2015 A W, 69-65
 2/16/2016 A L, 60-71
 1/14/2017 H L, 52-69
 1/9/2018 H W, 66-57
 1/23/2018 A L, 62-93
 2/16/2019 A W, 87-67
 3/15/2019 N # W, 71-67
 1/18/2020 H W, 66-64
 1/2/2021 A W, 68-42
 1/18/2022 A W, 92-83
 2/5/2022 H W, 87-65
 2/4/2023 H L, 78-86
 # MAC Tournament

NORTHERN IOWA

Series Record: 1-1
 Home Record: 1-0
 Away Record: 0-1
 Neutral Record: 0-0
 Current Streak: L1
 Longest Winning Streak: 1
 Longest Losing Streak: 1
 Largest Win Margin: 2 (1998)
 Largest Loss Margin: 8 (1999)

Date	Site Result
11/16/1998	H W, 70-68
12/11/1999	A L, 75-83 (OT)

NORTHWESTERN

Series Record: 1-2
 Home Record: 0-1
 Away Record: 0-1
 Neutral Record: 1-0
 Current Streak: L2
 Longest Winning Streak: 1
 Longest Losing Streak: 2
 Largest Win Margin: 11 (1979)
 Largest Loss Margin: 17 (2003)

Date	Site Result
12/29/1979	N W, 79-68
12/7/2002	A L, 60-62
12/6/2003	H L, 60-77

NORTHWESTERN STATE LOUISIANA

Series Record: 1-0
 Home Record: 1-0
 Away Record: 0-0
 Neutral Record: 0-0
 Current Streak: W1
 Longest Winning Streak: 1
 Longest Losing Streak: NA
 Largest Win Margin: 10 (1979)
 Largest Loss Margin: NA

Date	Site Result
12/15/1979	H W, 64-54

NOTRE DAME

Series Record: 2-6
 Home Record: 1-1
 Away Record: 0-5
 Neutral Record: 1-0
 Current Streak: L5
 Longest Winning Streak: 2
 Longest Losing Streak: 5
 Largest Win Margin: 9 (1963)
 Largest Loss Margin: 27 (1972)

Date	Site Result
12/10/1960	A L, 50-61
2/18/1963	H W, 67-58
3/11/1963	N ^ W, 77-72
12/10/1963	A L, 65-79
2/17/1965	H L, 72-88
12/15/1965	A L, 77-85
2/14/1972	A L, 65-92
11/22/22	A L, 66-82

 ^ NCAA Tournament

NOTRE DAME COLLEGE (OH)

Series Record: 2-0
 Home Record: 2-0
 Away Record: 0-0
 Neutral Record: 0-0
 Current Streak: W2
 Longest Winning Streak: 2
 Longest Losing Streak: NA
 Largest Win Streak: 31 (2005)
 Largest Loss Streak: NA

Date	Site Result
12/29/2005	H W, 81-50
11/29/2016	H W, 86-60

OAKLAND (MICH.)

Series Record: 6-5
 Home Record: 4-1
 Away Record: 2-4
 Neutral Record: 0-0
 Current Streak: W3
 Longest Winning Streak: 3
 Longest Losing Streak: 5
 Largest Win Margin: 12 (1999)
 Largest Loss Margin: 24 (2004)

Date	Site Result
12/8/1998	H W, 70-59
12/7/1999	A W, 69-57
12/19/2002	H W, 75-68
12/30/2004	A L, 53-77
11/30/2005	H L, 66-76
12/1/2007	A L, 80-90
3/14/2012	A * L, 69-86
11/11/16	A L, 70-78
12/7/2019	H W, 68-65
12/7/2021	H W, 73-72
11/11/2022	A W, 87-82

 * CollegenInsider.com Tournament (CIT)

OAKLAND CITY (IND.)

Series Record: 1-0
 Home Record: 1-0
 Away Record: 0-0
 Neutral Record: 0-0
 Current Streak: W1
 Longest Winning Streak: 1
 Longest Losing Streak: NA
 Largest Win Margin: 31 (2016)
 Largest Loss Margin: NA

Date	Site Result
1/2/2016	H W, 87-56

OBERLIN

Series Record: 5-1
 Home Record: 2-0
 Away Record: 3-1
 Neutral Record: 1-0
 Current Streak: W3
 Longest Winning Streak: 3
 Longest Losing Streak: 1
 Largest Win Margin: 31 (1944)
 Largest Loss Margin: 13 (1942)

Date	Site Result
2/20/1926	A W, 29-16
2/10/1940	H W, 53-36
1/31/1942	A L, 45-58
1/4/1944	A W, 73-42
1/6/1945	A W, 66-58
2/6/1945	H W, 68-53

OHIO

Series Record: 84-69
 Home Record: 49-23
 Away Record: 30-45
 Neutral Record: 5-1
 Current Streak: L1
 Longest Winning Streak: 8
 Longest Losing Streak: 7
 Largest Win Margin: 34 (1981)
 Largest Loss Margin: 45 (1973)

Date	Site Result
1921-22	A L, 19-41
1921-22	A L, 11-38
1/29/1943	A L, 42-51
12/18/1943	H W, 69-47
12/16/1944	A W, 57-45
1/19/1946	H W, 49-41
1/24/1947	A W, 65-47
12/19/1947	H W, 67-49
2/18/1949	A W, 77-63
1/16/1950	H W, 74-54
12/22/1950	N W, 74-69
2/17/1951	A L, 66-70
1/18/1952	H W, 90-74
1/24/1953	A L, 58-71
1/22/1954	A W, 78-72
2/13/1954	H W, 78-74
1/22/1955	H W, 77-69
2/18/1955	A L, 70-81
1/21/1956	H L, 81-83 (2OT)
2/18/1956	A L, 74-78
1/12/1957	H W, 80-69
2/8/1957	A L, 80-91
12/14/1957	H W, 65-60
2/15/1958	A L, 82-84 (OT)
2/14/1959	A L, 67-89
2/21/1959	H W, 80-67
1/9/1960	H L, 72-86
2/20/1960	A L, 70-85
1/7/1961	H L, 61-62
2/18/1961	A L, 72-74
1/6/1962	A W, 64-62
2/17/1962	H W, 83-58
1/5/1963	H L, 56-61
2/9/1963	A W, 66-62
1/4/1964	A L, 79-88
2/8/1964	H W, 76-69 (OT)
1/2/1965	H L, 69-84
2/6/1965	A L, 60-77
2/5/1966	A L, 87-95 (2OT)
2/26/1966	H W, 90-78
2/4/1967	H W, 82-79
2/25/1967	A W, 77-76
2/7/1968	A W, 78-68
2/24/1968	H W, 84-63
1/11/1969	A W, 75-74
3/1/1969	H L, 88-95 (OT)
1/10/1970	H W, 85-65
2/27/1970	A L, 76-77
1/9/1971	A L, 79-100
3/6/1971	H L, 82-97
1/8/1972	H L, 69-91
3/4/1972	A L, 84-105
1/27/1973	H L, 66-86
2/24/1973	A L, 57-102
1/30/1974	A W, 74-66
3/2/1974	H L, 70-71
1/29/1975	H L, 69-75
2/26/1975	A W, 73-66
1/10/1976	A L, 56-62
2/14/1976	H W, 67-60
2/5/1977	H L, 68-69 (OT)
2/6/1978	H W, 68-66
2/25/1978	A W, 90-76
1/20/1979	A W, 79-77 (OT)
2/24/1979	H L, 71-80
1/12/1980	A W, 72-50
2/16/1980	H W, 91-82
1/14/1981	A L, 63-78
2/11/1981	H W, 79-45
1/6/1982	A W, 68-65 (OT)
1/29/1983	A W, 72-55
2/26/1983	H W, 89-75
3/12/1983	H # L, 56-59
1/21/1984	H W, 51-46
2/18/1984	A W, 52-45
1/12/1985	A L, 57-79
2/9/1985	H L, 56-60
1/11/1986	H W, 77-75
2/8/1986	A L, 57-74
12/13/1986	H W, 75-63
2/28/1987	A W, 56-53
3/5/1987	N # W, 52-51
1/27/1988	H W, 79-65
2/24/1988	A L, 70-83
3/8/1988	A # L, 73-79
1/25/1989	A W, 56-50
2/22/1989	H W, 73-68 (OT)
1/17/1990	H L, 61-65
2/14/1990	A W, 75-60
1/9/1991	A W, 67-53
2/6/1991	H W, 60-55
3/8/1991	N # W, 66-58
1/8/1992	H L, 65-68
3/7/1992	A L, 55-61
3/12/1992	N # W, 56-46
1/30/1993	A L, 67-73
2/27/1993	H L, 64-71
1/22/1994	H W, 76-72
2/19/1994	A L, 70-84
1/14/1995	A L, 60-70
2/12/1995	H W, 79-68
1/13/1996	H W, 84-69
2/10/1996	A L, 67-83
1/29/1997	H W, 72-59
2/26/1997	A L, 87-89 (OT)
1/21/1998	A W, 71-58
2/21/1998	H W, 69-60
2/5/2000	H W, 73-69
2/7/2001	A W, 78-68
2/6/2002	H W, 80-64
3/2/2002	A L, 78-85
1/28/2003	A W, 66-60 (OT)
2/11/2004	H W, 81-71
3/8/2004	H # W, 56-54
1/29/2005	A L, 69-72



BGSU v. Opponents

2/7/2005	H	W, 78-63
2/4/2006	H	L, 90-93 (2OT)
3/4/2006	A	L, 48-85
1/11/2007	A	L, 49-67
2/21/2007	H	L, 63-88
3/7/2007	N #	L, 56-69
1/5/2008	H	W, 52-49
2/19/2008	A	L, 48-69
1/24/2009	A	W, 52-51
3/8/2009	H	W, 75-41
3/12/2009	N #	W, 74-61
1/20/2010	H	W, 65-57
3/4/2010	A	L, 60-82
1/19/2011	H	W, 73-61
2/23/2011	A	L, 60-70
1/7/2012	H	W, 67-57
2/15/2012	A	L, 59-72
2/9/2013	A	L, 63-72
3/2/2013	H	L, 65-78
1/22/2014	A	W, 58-56
3/4/2014	H	L, 61-72
1/10/2015	H	W, 69-54
2/24/2015	A	W, 76-65
1/12/2016	A	W, 91-75
2/23/2016	H	W, 87-82
1/28/2017	H	L, 72-96
2/18/2017	A	L, 75-95
1/30/2018	H	W, 66-50
2/27/2018	A	L, 59-75
1/8/2019	H	W, 82-63
2/22/2019	A	L, 87-92 (OT)
1/11/2020	A	W, 83-74
2/22/2020	H	W, 62-61
12/30/2020	A	W, 83-75
1/11/2022	A	L, 78-85
3/1/2022	H	W, 80-77
1/7/2023	H	W, 88-79
3/3/2023	A	L, 58-92

MAC Tournament

OHIO CHIROPODY

Series Record: 0-1
Home Record: 0-0
Away Record: 0-1
Neutral Record: 0-0
Current Streak: L1
Longest Winning Streak: NA
Longest Losing Streak: 1
Largest Win Margin: NA
Largest Loss Margin: 7 (1935)

Date	Site Result
2/15/1935	A L, 36-43

OHIO DOMINICAN

Series Record: 2-0
Home Record: 2-0
Away Record: 0-0
Neutral Record: 0-0
Current Streak: W2
Longest Winning Streak: 2
Longest Losing Streak: NA
Largest Win Margin: 37 (2022)
Largest Loss Margin: NA

Date	Site Result
11/15/2010	H W, 81-55
12/29/2022	H W, 102-65

OHIO NORTHERN

Series Record: 21-10
Home Record: 2-1
Away Record: 1-3
Neutral Record: 0-0
Current Streak: W10
Longest Winning Streak: 10
Longest Losing Streak: 4
Largest Win Margin: 51 (1945)
Largest Loss Margin: 14 (1933)

Date	Site Result
12/19/1925	H W, 35-12
12/18/1926	H L, 25-38
1927-28	A L, 27-36
1927-28	H L, 31-40
12/15/1928	A L, 34-25
1/30/1929	H W, 42-19
1/11/1930	H L, 27-29
1/31/1930	A W, 38-35
1/20/1931	H W, 23-14
2/14/1931	A L, 27-30
12/12/1931	A W, 33-31 (OT)
2/20/1932	H W, 33-32
1/10/1933	H L, 28-42
2/17/1933	A W, 32-31
1/19/1934	A W, 35-31
2/20/1934	H W, 33-20
1/22/1935	A W, 30-22
2/19/1935	H L, 49-56
1/24/1936	H W, 40-39
2/18/1936	A L, 30-38
12/17/1936	A L, 26-27 (OT)
1/19/1937	H W, 50-49
12/14/1937	H W, 50-42
2/8/1938	A W, 49-43
1/8/1943	A W, 70-47
1/18/1943	H W, 49-28
12/11/1943	H W, 59-25
1/29/1944	H W, 68-46
12/4/1945	H W, 84-33
12/5/1946	H W, 88-39
11/24/1997	H W, 88-64

OHIO STATE

Series Record: 2-5
Home Record: 0-0
Away Record: 2-5
Neutral Record: 0-0
Current Streak: L2
Longest Winning Streak: 1
Longest Losing Streak: 2
Largest Win Margin: 9 (1994)
Largest Loss Margin: 37 (1986)

Date	Site Result
1/3/1981	A L, 70-88
12/20/1983	A W, 70-64
12/9/1986	A L, 52-89
12/2/1992	A L, 54-80
12/22/1994	A W, 59-50
11/24/2008	A L, 57-61
11/15/2022	A L, 58-89

OHIO WESLEYAN

Series Record: 5-0
Home Record: 3-0
Away Record: 2-0
Neutral Record: 0-0
Current Streak: W5
Longest Winning Streak: 5
Longest Losing Streak: NA
Largest Win Margin: 41 (2021)
Largest Loss Margin: NA

Date	Site Result
1/26/1944	H W, 66-26
2/19/1944	A W, 76-39
1/24/1945	H W, 78-46
2/14/1945	A W, 67-53
11/12/2022	H W, 101-60

OKLAHOMA STATE (OKLAHOMA A&M)

Series Record: 1-0
Home Record: 0-0
Away Record: 0-0
Neutral Record: 1-0
Current Streak: W1
Longest Winning Streak: 1
Longest Losing Streak: NA
Largest Win Margin: 11 (1946)
Largest Loss Margin: NA

Date	Site Result
2/9/1946	N W, 48-37

OKLAHOMA CITY

Series Record: 1-4
Home Record: 1-0
Away Record: 0-0
Neutral Record: 0-4
Current Streak: L4
Longest Winning Streak: 1
Longest Losing Streak: 4
Largest Win Margin: 20 (1950)
Largest Loss Margin: 24 (1965)

Date	Site Result
2/28/1950	H W, 64-44
12/29/1952	N L, 58-65
12/29/1959	N L, 78-80 (OT)
12/8/1965	N L, 79-103
12/30/1970	N L, 73-79

OLD DOMINION

Series Record: 0-1
Home Record: 0-0
Away Record: 0-1
Neutral Record: 0-0
Current Streak: L1
Longest Winning Streak: NA
Longest Losing Streak: 1
Largest Win Margin: NA
Largest Loss Margin: 42 (2017)

Date	Site Result
12/9/2017	A L, 46-88

ORAL ROBERTS

Series Record: 0-4
Home Record: 0-0
Away Record: 0-2
Neutral Record: 0-2
Current Streak: L4
Longest Winning Streak: NA
Longest Losing Streak: 4

Date	Site Result
2/4/1974	A L, 73-78
12/28/1974	A L, 86-95
12/29/1976	N L, 76-83
11/27/2013	N L, 56-63

OREGON

Series Record: 1-1
Home Record: 1-0
Away Record: 0-1
Neutral Record: 0-0
Current Streak: L1
Longest Winning Streak: 1
Longest Losing Streak: 1
Largest Win Margin: 42 (1945)
Largest Loss Margin: 12 (1976)

Date	Site Result
12/22/1945	H W, 78-36
12/27/1976	N L, 54-66

OTTERBEIN

Series Record: 7-6 (6-6)
Home Record: 4-2
Away Record: 2-4
Neutral Record: 0-0
Current Streak: L1
Longest Winning Streak: 3
Longest Losing Streak: 3
Largest Win Margin: 6 (1935, 1940)
Largest Loss Margin: 21 (1936)

Date	Site Result
12/13/1930	H W, 29-27 (OT)
1/8/1932	A L, 28-29
1/7/1933	H L, 31-47
2/3/1934	A W, 35-37
1/10/1935	H W, 41-35
1/10/1936	A L, 18-39
1/13/1937	H L, 31-47
1/29/1938	A L, 34-38
2/23/1939	H W, 39-35
2/3/1940	A W, 44-38
2/20/1941	H W, 50-46
2/14/1942	A L, 43-44

PATTERSON FIELD

Series Record: 2-0
Home Record: 1-0
Away Record: 1-0
Neutral Record: 0-0
Current Streak: W2
Longest Winning Streak: 2
Longest Losing Streak: NA
Largest Win Margin: 24 (1944)
Largest Loss Margin: NA

Date	Site Result
1/12/44	A W, 39-29
1/18/44	H W, 54-30



PENNSYLVANIA

Series Record: 0-1
 Home Record: 0-0
 Away Record: 0-0
 Neutral Record: 0-1
 Current Streak: L1
 Longest Winning Streak: NA
 Longest Losing Streak: 1
 Largest Win Margin: NA
 Largest Loss Margin: 6 (1985)

Date	Site	Result
11/27/1985	N	L, 56-62

PENN STATE

Series Record: 1-2
 Home Record: 1-0
 Away Record: 0-1
 Neutral Record: 0-1
 Current Streak: W1
 Longest Winning Streak: 1
 Longest Losing Streak: 2
 Largest Win Margin: 8 (1993)
 Largest Loss Margin: 11 (1952)

Date	Site	Result
12/30/1952	N	L, 56-67
12/14/1992	A	L, 48-51
1/2/1993	H	W, 73-65

PEPPERDINE

Series Record: 2-0
 Home Record: 2-0
 Away Record: 0-0
 Neutral Record: 0-0
 Current Streak: W2
 Longest Winning Streak: 2
 Longest Losing Streak: NA
 Largest Win Margin: 18 (1949)
 Largest Loss Margin: NA

Date	Site	Result
12/9/1946	H	W, 60-58 (OT)
12/27/1949	H	W, 59-41

PERRYSBURG CITY

Series Record: 1-0
 Home Record: 1-0
 Away Record: 0-0
 Neutral Record: 0-0
 Current Streak: W1
 Longest Winning Streak: 1
 Longest Losing Streak: NA
 Largest Win Margin: 21 (1921)
 Largest Loss Margin: NA

Date	Site	Result
2/28/1921	H	W, 38-17

PITTSBURGH

Series Record: 1-0
 Home Record: 0-0
 Away Record: 0-0
 Neutral Record: 1-0
 Current Streak: W1
 Longest Winning Streak: 1
 Longest Losing Streak: NA
 Largest Win Margin: 24 (1969)
 Largest Loss Margin: NA

Date	Site	Result
12/27/1969	N	W, 78-54

PORTLAND

Series Record: 1-0
 Home Record: 0-0
 Away Record: 0-0
 Neutral Record: 1-0
 Current Streak: W1
 Longest Winning Streak: 1
 Longest Losing Streak: NA
 Largest Win Margin: 5 (1994)
 Largest Loss Margin: NA

Date	Site	Result
11/25/1994	N	W, 72-67

PRESBYTERIAN

Series Record: 1-0
 Home Record: 0-0
 Away Record: 0-0
 Neutral Record: 1-0
 Current Streak: W1
 Longest Winning Streak: 1
 Longest Losing Streak: NA
 Largest Win Margin: 22 (2013)
 Largest Loss Margin: NA

Date	Site	Result
11/26/2013	N	W, 67-45

PRINCETON

Series Record: 1-3
 Home Record: 1-0
 Away Record: 0-1
 Neutral Record: 0-2
 Current Streak: L1
 Longest Winning Streak: 1
 Longest Losing Streak: 2
 Largest Win Margin: 1 (1984)
 Largest Loss Margin: 21 (1977)

Date	Site	Result
12/27/1966	N	L, 73-87
12/21/1977	N	L, 46-67
12/18/1984	H	W, 60-59
12/7/1985	A	L, 52-59

PROVIDENCE

Series Record: 0-2
 Home Record: 0-0
 Away Record: 0-2
 Neutral Record: 0-0
 Current Streak: L2
 Longest Winning Streak: NA
 Longest Losing Streak: 2
 Largest Win Margin: NA
 Largest Loss Margin: 13 (1964)

Date	Site	Result
12/21/1964	A	L, 65-78
11/25/1989	A	L, 79-81

PUERTO RICO

Series Record: 1-0
 Home Record: 1-0
 Away Record: 0-0
 Neutral Record: 0-0
 Current Streak: W1
 Longest Winning Streak: 1
 Longest Losing Streak: NA
 Largest Win Margin: 32 (1946)
 Largest Loss Margin: NA

Date	Site	Result
1/5/1946	H	W, 65-33

PURDUE

Series Record: 1-1
 Home Record: 0-0
 Away Record: 1-1
 Neutral Record: 0-0
 Current Streak: W1
 Longest Winning Streak: 1
 Longest Losing Streak: 1
 Largest Win Margin: 3 (1996)
 Largest Loss Margin: 16 (1974)

Date	Site	Result
2/26/1974	A	L, 83-99
11/30/1996	A	W, 86-83

PURDUE NORTHWEST

Series Record: 1-0
 Home Record: 1-0
 Away Record: 0-0
 Neutral Record: 0-0
 Current Streak: W1
 Longest Winning Streak: 1
 Longest Losing Streak: NA
 Largest Win Margin: 21 (2020)
 Largest Loss Margin: NA

Date	Site	Result
12/3/2020	H	W, 88-67

QUINNIPIAC

Series Record: 0-1
 Home Record: 0-0
 Away Record: 0-0
 Neutral Record: 0-1
 Current Streak: L1
 Longest Winning Streak: NA
 Longest Losing Streak: 1
 Largest Win Margin: NA
 Largest Loss Margin: 5 (2020)

Date	Site	Result
12/21/2020	N	L, 64-69

QUEENS UNIV. OF CHARLOTTE

Series Record: 0-1
 Home Record: 0-1
 Away Record: 0-0
 Neutral Record: 0-0
 Current Streak: L1
 Longest Winning Streak: NA
 Longest Losing Streak: 1
 Largest Win Margin: NA
 Largest Loss Margin: 6 (2022)

Date	Site	Result
11/29/2022	H	L, 66-72

RADFORD

Series Record: 0-1
 Home Record: 0-0
 Away Record: 0-0
 Neutral Record: 0-1
 Current Streak: L1
 Longest Winning Streak: NA
 Longest Losing Streak: 1
 Largest Win Margin: NA
 Largest Loss Margin: 18 (2005)

Date	Site	Result
11/13/2005	N	L, 63-81

RENSELAER POLYTECHINSTITUTE (R.P.I.)

Series Record: 1-0
 Home Record: 0-0
 Away Record: 0-0
 Neutral Record: 1-0
 Current Streak: W1
 Longest Winning Streak: 1
 Longest Losing Streak: NA
 Largest Win Margin: 15 (1945)
 Largest Loss Margin: NA

Date	Site	Result
3/17/1945	N*	W, 60-45

* NIT

RHODE ISLAND

Series Record: 0-1
 Home Record: 0-0
 Away Record: 0-0
 Neutral Record: 0-1
 Current Streak: L1
 Longest Winning Streak: NA
 Longest Losing Streak: 1
 Largest Win Margin: NA
 Largest Loss Margin: 3 (1946)

Date	Site	Result
3/14/1946	N*	L, 79-82 (OT)

* NIT

RIDER

Series Record: 1-0
 Home Record: 0-0
 Away Record: 0-0
 Neutral Record: 1-0
 Current Streak: W1
 Longest Winning Streak: 1
 Longest Losing Streak: NA
 Largest Win Margin: 6 (1992)
 Largest Loss Margin: NA

Date	Site	Result
11/28/1992	N	W, 68-62

ROBERT MORRIS

Series Record: 2-1
 Home Record: 1-0
 Away Record: 1-1
 Neutral Record: 0-0
 Current Streak: W2
 Longest Winning Streak: 2
 Longest Losing Streak: 1
 Largest Win Margin: 26 (2021)
 Largest Loss Margin: 11 (2012)

Date	Site	Result
11/19/2012	A	L, 60-71
12/18/2020	A	W, 85-65
12/19/2022	H	W, 100-74



BGSU v. Opponents

ROLLINS

Series Record: 1-1
 Home Record: 0-0
 Away Record: 1-1
 Neutral Record: 0-0
 Current Streak: L1
 Longest Winning Streak: 1
 Longest Losing Streak: 1
 Largest Win Margin: 8 (1973)
 Largest Loss Margin: 3 (1977)

Date	Site	Result
12/28/1973	A	W, 70-62
12/28/1977	A	L, 73-76 (OT)

ROMULUS AIR BASE

Series Record: 4-0
 Home Record: 3-0
 Away Record: 1-0
 Neutral Record: 0-0
 Current Streak: W4
 Longest Winning Streak: 4
 Longest Losing Streak: NA
 Largest Win Margin: 47 (1943)
 Largest Loss Margin: NA

Date	Site	Result
1/16/1943	H	W, 65-18
12/18/1944	A	W, 65-50
12/21/1944	H	W, 60-35
11/29/1945	H	W, 57-38

ST. BONAVENTURE

Series Record: 3-3
 Home Record: 2-0
 Away Record: 1-3
 Neutral Record: 0-0
 Current Streak: L2
 Longest Winning Streak: 2
 Longest Losing Streak: 2
 Largest Win Margin: 14 (1982)
 Largest Loss Margin: 13 (1972, 2022)

Date	Site	Result
12/18/1971	H	W, 87-84
12/4/1972	A	L, 70-83
12/14/1981	A	W, 65-55
12/14/1982	H	W, 86-72
11/15/1998	A	L, 63-71
11/19/2022	A	L, 68-81

ST. JOSEPH'S

Series Record: 4-8
 Home Record: 2-3
 Away Record: 2-3
 Neutral Record: 0-2
 Current Streak: L1
 Longest Winning Streak: 2
 Longest Losing Streak: 3
 Largest Win Margin: 15 (1970)
 Largest Loss Margin: 43 (1965)

Date	Site	Result
12/26/1962	N	L, 57-58
12/23/1964	A	L, 54-60
12/11/1965	H	L, 55-98
12/9/1967	A	W, 76-73
12/4/1968	H	L, 88-90 (2OT)
1/28/1970	H	W, 87-72
2/3/1971	A	L, 71-86
1/17/1973	H	L, 60-61 (OT)
1/8/1974	A	L, 49-61
12/7/1974	H	W, 86-84
12/6/1975	A	W, 74-72 (OT)
12/29/1980	N	L, 76-87

ST. JOHN'S

Series Record: 3-3
 Home Record: 0-0
 Away Record: 0-2
 Neutral Record: 3-1
 Current Streak: L2
 Longest Winning Streak: 3
 Longest Losing Streak: 2
 Largest Win Margin: 13 (1945, 1949)
 Largest Loss Margin: 13 (1994)

Date	Site	Result
3/16/1944	N*	L, 40-44
3/21/1945	N*	W, 57-44
3/13/1949	N*	W, 77-64
1/31/1963	N	W, 63-55
11/26/1994	A	L, 64-77
11/9/2018	A	L, 80-84

* NIT

ST. MARY'S COLLEGE (CA.)

Series Record: 1-0
 Home Record: 0-0
 Away Record: 0-0
 Neutral Record: 1-0
 Current Streak: W1
 Longest Winning Streak: 1
 Longest Losing Streak: NA
 Largest Win Margin: 23 (1950)
 Largest Loss Margin: NA

Date	Site	Result
2/4/1950	N	W, 84-61

ST. PETER'S

Series Record: 1-1
 Home Record: 1-0
 Away Record: 0-1
 Neutral Record: 0-0
 Current Streak: W1
 Longest Winning Streak: 1
 Longest Losing Streak: 1
 Largest Win Margin: 21 (1992)
 Largest Loss Margin: 1 (1990)

Date	Site	Result
11/28/1990	A	L, 71-72
2/12/1992	H	W, 80-59

SAINT FRANCIS (PA.)

Series Record: 1-0
 Home Record: 0-0
 Away Record: 1-0
 Neutral Record: 0-0
 Current Streak: W1
 Longest Winning Streak: 1
 Longest Losing Streak: NA
 Largest Win Margin: 3 (2015)
 Largest Loss Margin: NA

Date	Site	Result
3/17/2015	A*	W, 67-64

* CollegInsider.com Tournament (CIT)

SAINT LOUIS

Series Record: 4-2
 Home Record: 1-0
 Away Record: 1-1
 Neutral Record: 2-1
 Current Streak: L1
 Longest Winning Streak: 4
 Longest Losing Streak: 1
 Largest Win Margin: 10 (1978)
 Largest Loss Margin: 27 (2013)

Date	Site	Result
3/11/1948	N*	L, 53-69
3/14/1949	N*	W, 80-74
12/29/1978	N	W, 86-76
1/2/2010	H	W, 59-50
1/1/2011	A	W, 67-61
11/23/2013	A	L, 47-74

* NIT

SAMFORD

Series Record: 1-0
 Home Record: 1-0
 Away Record: 0-0
 Neutral Record: 0-0
 Current Streak: W1
 Longest Winning Streak: 1
 Longest Losing Streak: NA
 Largest Win Margin: 15 (2012)
 Largest Loss Margin: NA

Date	Site	Result
12/8/2012	H	W, 57-42

SAN DIEGO STATE

Series Record: 1-0
 Home Record: 0-0
 Away Record: 0-0
 Neutral Record: 1-0
 Current Streak: W1
 Longest Winning Streak: 1
 Longest Losing Streak: NA
 Largest Win Margin: 5 (1974)
 Largest Loss Margin: NA

Date	Site	Result
12/27/1974	N	W, 73-68

SAN FRANCISCO

Series Record: 1-1
 Home Record: 0-0
 Away Record: 0-0
 Neutral Record: 1-1
 Current Streak: W1
 Longest Winning Streak: 1
 Longest Losing Streak: 1
 Largest Win Margin: 3 (1970)
 Largest Loss Margin: 10 (1949)

Date	Site	Result
3/17/1949	N*	L, 39-49
12/29/1970	N	W, 71-68 (OT)

* NIT

SAN JOSE STATE

Series Record: 1-2
 Home Record: 1-0
 Away Record: 0-1
 Neutral Record: 0-1
 Current Streak: W1
 Longest Winning Streak: 1
 Longest Losing Streak: 2
 Largest Win Margin: 6 (2017)
 Largest Loss Margin: 1 (1950, 2016)

Date	Site	Result
2/3/1950	N	L, 48-49
12/18/2016	A	L, 76-77
11/29/2017	H	W, 85-79

SAVANNAH STATE

Series Record: 1-1
 Home Record: 1-0
 Away Record: 0-1
 Neutral Record: 0-0
 Current Streak: W1
 Longest Winning Streak: 1
 Longest Losing Streak: 1
 Largest Win Margin: 8 (2009)
 Largest Loss Margin: 3 (2008)

Date	Site	Result
12/1/2008	A	L, 54-57
12/3/2009	H	W, 59-51

SEATTLE

Series Record: 1-0
 Home Record: 0-0
 Away Record: 0-0
 Neutral Record: 1-0
 Current Streak: W1
 Longest Winning Streak: 1
 Longest Losing Streak: NA
 Largest Win Margin: 9 (1961)
 Largest Loss Margin: NA

Date	Site	Result
12/27/1961	N	W, 70-61



SIENA

Series Record: 2-2
 Home Record: 2-0
 Away Record: 0-2
 Neutral Record: 0-0
 Current Streak: L1
 Longest Winning Streak: 2
 Longest Losing Streak: 1
 Largest Win Margin: 45 (1989)
 Largest Loss Margin: 21 (1987)

Date	Site	Result
12/29/1987	A	L, 52-73
11/26/1988	H	W, 87-85
12/4/1989	H	W, 136-91
12/30/1990	A	L, 78-85

SOUTH ALABAMA

Series Record: 1-0
 Home Record: 1-0
 Away Record: 0-0
 Neutral Record: 0-0
 Current Streak: W1
 Longest Winning Streak: 1
 Longest Losing Streak: NA
 Largest Win Margin: 1 (2006)
 Largest Loss Margin: NA

Date	Site	Result
11/25/2006	H	W, 65-64

SOUTH CAROLINA

Series Record: 2-0
 Home Record: 2-0
 Away Record: 0-0
 Neutral Record: 0-0
 Current Streak: W2
 Longest Winning Streak: 2
 Longest Losing Streak: NA
 Largest Win Margin: 32 (1948)
 Largest Loss Margin: NA

Date	Site	Result
12/22/47	H	W, 95-73
12/21/48	H	W, 83-51

SOUTH CAROLINA STATE

Series Record: 1-0
 Home Record: 1-0
 Away Record: 0-0
 Neutral Record: 0-0
 Current Streak: W1
 Longest Winning Streak: 1
 Longest Losing Streak: NA
 Largest Win Margin: 23 (2020)
 Largest Loss Margin: NA

Date	Site	Result
11/28/2020	H	W, 101-78

SOUTH DAKOTA

Series Record: 0-2
 Home Record: 0-1
 Away Record: 0-1
 Neutral Record: 0-0
 Current Streak: L2
 Longest Winning Streak: NA
 Longest Losing Streak: 2
 Largest Win Margin: NA
 Largest Loss Margin: 9 (2017)

Date	Site	Result
11/13/2016	A	L, 72-78
11/13/2017	H	L, 79-88

SOUTH FLORIDA

Series Record: 1-3
 Home Record: 0-1
 Away Record: 1-2
 Neutral Record: 0-0
 Current Streak: W1
 Longest Winning Streak: 1
 Longest Losing Streak: 3
 Largest Win Margin: 9 (2014)
 Largest Loss Margin: 14 (2013)

Date	Site	Result
1/2/78	A	L, 79-88
12/21/2012	A	L, 84-87 (3OT)
11/15/2013	H	L, 61-75
12/28/2014	A	W, 79-70

SOUTHERN ILLINOIS

Series Record: 1-1
 Home Record: 0-0
 Away Record: 0-0
 Neutral Record: 1-1
 Current Streak: L1
 Longest Winning Streak: 1
 Longest Losing Streak: 1
 Largest Win Margin: 10 (1969)
 Largest Loss Margin: 12 (1982)

Date	Site	Result
12/29/1969	N	W, 67-57
12/18/1982	N	L, 62-74

SOUTHERN INDIANA

Series Record: 0-1
 Home Record: 0-1
 Away Record: 0-0
 Neutral Record: 0-0
 Current Streak: L1
 Longest Winning Streak: NA
 Longest Losing Streak: 1
 Largest Win Margin: NA
 Largest Loss Margin: 12 (2022)

Date	Site	Result
11/26/2022	H	L, 57-69

SOUTHERN UTAH

Series Record: 0-1
 Home Record: 0-0
 Away Record: 0-0
 Neutral Record: 0-1
 Current Streak: L1
 Longest Winning Streak: NA
 Longest Losing Streak: 1
 Largest Win Margin: NA
 Largest Loss Margin: 14 (2021)

Date	Site	Result
11/24/2021	N	L, 73-87

SE MISSOURI STATE

Series Record: 2-0
 Home Record: 1-0
 Away Record: 1-0
 Neutral Record: 0-0
 Current Streak: W2
 Longest Winning Streak: 2
 Longest Losing Streak: NA
 Largest Win Margin: 27 (2015)
 Largest Loss Margin: NA

Date	Site	Result
11/25/2014	H	W, 62-54
12/8/2015	A	W, 79-52

SW MISSOURI STATE (Missouri State)

Series Record: 0-2
 Home Record: 0-0
 Away Record: 0-1
 Neutral Record: 0-1
 Current Streak: L2
 Longest Winning Streak: NA
 Longest Losing Streak: 2
 Largest Win Margin: NA
 Largest Loss Margin: 15 (1997)

Date	Site	Result
12/31/1996	N	L, 73-76
12/6/1997	A	L, 71-86

STANFORD

Series Record: 0-1
 Home Record: 0-0
 Away Record: 0-0
 Neutral Record: 0-1
 Current Streak: L1
 Longest Winning Streak: NA
 Longest Losing Streak: 1
 Largest Win Margin: NA
 Largest Loss Margin: 8 (1971)

Date	Site	Result
12/27/1971	N	L, 82-90

STETSON

Series Record: 0-4
 Home Record: 0-0
 Away Record: 0-1
 Neutral Record: 0-3
 Current Streak: L4
 Longest Winning Streak: NA
 Longest Losing Streak: 4
 Largest Win Margin: NA
 Largest Loss Margin: 17 (1973)

Date	Site	Result
1/30/1952	A	L, 67-71
12/29/1973	N	L, 64-81
12/29/1977	N	L, 66-78
3/22/2021	N *	L, 52-53

* CBI 1st Rd

SYRACUSE

Series Record: 3-7
 Home Record: 1-2
 Away Record: 2-4
 Neutral Record: 0-1
 Current Streak: L4
 Longest Winning Streak: 2
 Longest Losing Streak: 4
 Largest Win Margin: 29 (1970)
 Largest Loss Margin: 29 (1975)

Date	Site	Result
12/21/1946	A	L, 70-72 (OT)
2/14/1947	A	W, 63-53
1/29/1965	A	L, 79-80
12/13/1966	H	L, 89-106
12/22/1967	A	W, 87-81
3/2/1970	H	W, 106-77
12/29/1972	N	L, 73-74
1/8/1975	A	L, 61-90
2/4/1976	H	L, 75-100
12/13/1995	A	L, 64-75

TAMPA

Series Record: 2-0
 Home Record: 1-0
 Away Record: 0-0
 Neutral Record: 1-0
 Current Streak: W2
 Longest Winning Streak: 2
 Longest Losing Streak: NA
 Largest Win Margin: 21 (1949)
 Largest Loss Margin: NA

Date	Site	Result
12/17/1949	N	W, 69-48
12/11/1950	H	W, 75-70

TEMPLE

Series Record: 1-4
 Home Record: 1-2
 Away Record: 0-2
 Neutral Record: 0-0
 Current Streak: L1
 Longest Winning Streak: 1
 Longest Losing Streak: 3
 Largest Win Margin: 3 (2011)
 Largest Loss Margin: 24 (2009)

Date	Site	Result
12/7/1983	H	L, 70-79
11/4/2007	H	L, 55-72
12/28/2009	A	L, 39-63
11/27/2011	H	W, 67-64
12/31/2012	A	L, 57-75



BGSU v. Opponents

TEXAS

Series Record: 0-1
 Home Record: 0-0
 Away Record: 0-1
 Neutral Record: 0-0
 Current Streak: L1
 Longest Winning Streak: NA
 Longest Losing Streak: 1
 Largest Win Margin: NA
 Largest Loss Margin: 15 (1986)

Date	Site	Result
12/19/1986	A	L, 44-59

TEXAS A&M

Series Record: 1-1
 Home Record: 0-0
 Away Record: 0-0
 Neutral Record: 1-1
 Current Streak: L1
 Longest Winning Streak: 1
 Longest Losing Streak: 1
 Largest Win Margin: 13 (1965)
 Largest Loss Margin: 8 (1976)

Date	Site	Result
12/30/1965	N	W, 85-72
12/30/1976	N	L, 81-89

TEXAS CHRISTIAN (TCU)

Series Record: 1-0
 Home Record: 1-0
 Away Record: 0-0
 Neutral Record: 0-0
 Current Streak: W1
 Longest Winning Streak: 1
 Longest Losing Streak: NA
 Largest Win Margin: 13 (1947)
 Largest Loss Margin: NA

Date	Site	Result
12/20/1947	H	W, 47-34

TEXAS - SAN ANTONIO

Series Record: 1-1
 Home Record: 1-0
 Away Record: 0-1
 Neutral Record: 0-0
 Current Streak: L1
 Longest Winning Streak: 1
 Longest Losing Streak: 1
 Largest Win Margin: 11 (2010)
 Largest Loss Margin: 7 (2012)

Date	Site	Result
12/30/2010	H	W, 70-59
1/1/2012	A	L, 79-86

TEXAS TECH

Series Record: 1-0
 Home Record: 1-0
 Away Record: 0-0
 Neutral Record: 0-0
 Current Streak: W1
 Longest Winning Streak: 1
 Longest Losing Streak: NA
 Largest Win Margin: 19 (1950)
 Largest Loss Margin: NA

Date	Site	Result
12/18/1950	H	W, 79-60

TENNESSEE

Series Record: 1-0
 Home Record: 0-0
 Away Record: 0-0
 Neutral Record: 1-0
 Current Streak: W1
 Longest Winning Streak: 1
 Longest Losing Streak: NA
 Largest Win Margin: 9 (1975)
 Largest Loss Margin: NA

Date	Site	Result
3/13/1975	N *	W, 67-58

* NCIT

TENNESSEE-MARTIN

Series Record: 1-1
 Home Record: 1-1
 Away Record: 0-0
 Neutral Record: 0-0
 Current Streak: L1
 Longest Winning Streak: 1
 Longest Losing Streak: 1
 Largest Win Margin: 14 (2018)
 Largest Loss Margin: 8 (2022)

Date	Site	Result
12/30/2018	H	W, 94-80
12/17/2022	H	L, 67-75

TIFFIN

Series Record: 9-0
 Home Record: 9-0
 Away Record: 0-0
 Neutral Record: 0-0
 Current Streak: W9
 Longest Winning Streak: 9
 Longest Losing Streak: NA
 Largest Win Margin: 79 (1949)
 Largest Loss Margin: NA

Date	Site	Result
11/24/1946	H	W, 46-42
12/1/1947	H	W, 84-17
12/1/1949	H	W, 111-32
12/21/1993	H	W, 96-78
12/28/1994	H	W, 101-82
12/14/1996	H	W, 119-69
11/30/2002	H	W, 91-57
11/6/2018	H	W, 91-52
11/5/2020	H	W, 94-73

TOLEDO

Series Record: 83-97
 Home Record: 50-31
 Away Record: 29-60
 Neutral Record: 4-6
 Current Streak: L4
 Longest Winning Streak: 7
 Longest Losing Streak: 6
 Largest Win Margin: 44 (1918)
 Largest Loss Margin: 40 (2022)

Date	Site	Result
1/27/1916	H	L, 14-16
1/18/1917	H	L, 18-33
2/24/1917	A	L, 13-21
2/13/1918	H	W, 54-10
3/9/1918	A	L, 30-32
3/9/1920	H	L, 11-36
1/26/1921	H	W, 25-13
2/8/1921	A	W, 21-15

2/8/1922	H	L, 15-19
2/22/1922	A	L, 16-41
1/10/1923	A	W, 32-17
1/20/1923	H	W, 27-23
1/11/1924	A	L, 19-30
3/5/1924	H	L, 24-28
2/4/1925	H	L, 15-26
2/24/1925	A	L, 41-48
1/26/1927	H	W, 37-33
2/2/1927	A	L, 45-47 (OT)
2/4/1928	A	L, 29-38
2/24/1928	H	W, 34-28
2/8/1929	A	W, 17-16
2/27/1929	H	W, 44-19
2/11/1930	H	L, 27-30 (OT)
2/26/1930	A	L, 24-28
1/27/1931	A	W, 35-33
2/17/1931	H	W, 31-20
1/22/1932	H	L, 26-28 (OT)
3/3/1932	A	W, 32-25
1/17/1933	A	W, 43-35
2/28/1933	H	W, 46-21
1/16/1934	H	W, 29-16
2/27/1934	A	L, 16-35
1/15/1935	A	L, 22-31
2/27/1935	H	L, 22-30
1/14/1936	H	W, 38-23
2/26/1936	A	L, 24-40
2/28/1948	A	W, 42-38
2/23/1949	A	W, 65-60
3/1/1949	N	W, 86-62
1/11/1950	A	W, 57-54
2/22/1950	N	L, 55-58
1/11/1951	A	W, 66-59
2/21/1951	N	L, 62-63
1/9/1952	A	W, 54-53 (OT)
2/20/1952	H	L, 57-61 (OT)
1/14/1953	A	W, 80-73
2/11/1953	H	L, 50-65
1/13/1954	A	W, 78-66
2/9/1954	N	W, 75-71
1/12/1955	A	L, 69-75
2/9/1955	N	W, 61-58
1/11/1956	N	L, 69-71
2/8/1956	A	L, 60-73
1/9/1957	A	W, 56-46
2/13/1957	N	W, 72-68 (OT)
1/15/1958	H	W, 67-65
2/12/1958	A	W, 74-69 (OT)
1/14/1959	A	W, 72-64
2/11/1959	H	W, 77-68
1/13/1960	H	W, 82-82 (OT)
2/10/1960	A	L, 56-76
1/11/1961	A	L, 66-68
2/8/1961	H	W, 67-63
1/10/1962	H	W, 66-60
2/7/1962	A	L, 59-70
1/9/1963	A	L, 56-60
2/6/1963	H	W, 80-48
1/8/1964	H	W, 80-76
2/5/1964	A	L, 71-90
1/6/1965	H	W, 73-69
2/3/1965	A	L, 86-91
1/5/1966	A	L, 66-85
2/16/1966	H	L, 66-71
1/4/1967	H	L, 94-98
2/15/1967	A	L, 83-103
1/3/1968	A	L, 69-73 (OT)
2/14/1968	H	W, 85-78
1/22/1969	H	W, 64-63
2/22/1969	A	L, 77-88
1/21/1970	A	L, 76-82
2/21/1970	H	W, 82-62
1/20/1971	H	L, 67-70
2/20/1971	A	L, 70-79
1/19/1972	A	L, 53-76
2/19/1972	H	L, 42-65
1/31/1973	A	W, 51-48
3/3/1973	H	L, 40-59
1/5/1974	A	L, 59-77
2/2/1974	H	L, 52-53

1/4/1975	H	W, 66-64 (OT)
2/1/1975	A	W, 67-63
1/21/1976	H	L, 63-72
2/25/1976	A	L, 66-89
1/8/1977	H	W, 56-55
2/12/1977	A	L, 55-64
1/7/1978	H	L, 58-61
2/11/1978	A	W, 69-68
2/3/1979	A	L, 61-72
1/19/1980	H	W, 74-71
2/23/1980	A	L, 69-71 (OT)
3/2/1980	N #	L, 70-85
1/28/1981	H	W, 81-63
2/25/1981	A	L, 56-61
1/20/1982	H	W, 80-64
2/17/1983	A	L, 81-83 (OT)
1/12/1983	H	W, 74-67
2/9/1983	A	L, 79-86
1/24/1984	A	L, 88-94
3/3/1984	H	W, 81-63
1/26/1985	H	L, 67-75
2/23/1985	A	L, 65-74
1/18/1986	A	L, 62-74
2/15/1986	H	L, 65-77
1/10/1987	H	W, 79-70
2/7/1987	A	W, 83-77
1/16/1988	A	L, 59-68
2/13/1988	H	W, 80-70
1/4/1989	A	L, 51-65
3/4/1989	H	W, 68-66
1/24/1990	A	W, 64-60
2/21/1990	H	W, 85-66
1/23/1991	H	L, 56-57
2/20/1991	A	L, 65-78
1/22/1992	A	L, 53-57
2/19/1992	H	W, 78-64
1/13/1993	H	W, 69-61
2/10/1993	A	L, 49-50
1/5/1994	A	W, 66-58
3/5/1994	H	W, 78-77
1/21/1995	A	L, 68-61
2/18/1995	H	W, 87-80
1/20/1996	H	W, 76-75
2/17/1996	A	W, 65-53
1/25/1997	A	W, 86-76
2/22/1997	H	W, 92-79
3/4/1997	H #	W, 94-69
1/8/1998	H	L, 56-68
1/31/1998	A	L, 41-53
1/2/1999	H	W, 70-64
2/6/1999	A	W, 57-46
1/15/2000	H	W, 93-76
2/7/2000	A	L, 68-79
1/13/2001	A	L, 73-76
2/26/2001	H	L, 64-74
1/29/2002	H	W, 76-57
2/18/2002	A	L, 62-66 (OT)
2/11/2003	A	L, 59-73
3/8/2003	H	L, 64-68
1/22/2004	A	L, 80-83
2/25/2004	H	W, 79-76 (OT)
1/22/2005	H	W, 70-69
2/9/2005	A	L, 49-56
1/15/2006	H	W, 59-52
2/11/2006	A	L, 64-72
3/6/2006	N #	L, 52-77
2/3/2007	A	L, 48-64
2/10/2008	H	W, 69-58
3/12/2008	N #	L, 48-52
2/11/2009	A	W, 59-54
2/1/2010	H	W, 58-47
1/25/2011	A	W, 70-64
2/11/2012	H	W, 66-63
1/26/2013	A	L, 62-75
2/5/2014	A	L, 76-83
2/20/2014	H	L, 58-60
1/24/2015	A	L, 67-71
1/19/2016	H	L, 74-81
1/17/2017	A	L, 73-85
2/4/2017	H	W, 104-100 (2OT)
3/6/2017	A #	L, 62-77



1/27/2018 A L, 75-101
 2/9/2019 H L, 71-78
 1/25/2020 A W, 85-79
 2/8/2020 H W, 85-83
 1/3/2021 H L, 66-84
 2/13/2021 A W, 88-81
 1/15/2022 H L, 78-91
 3/4/2022 A L, 56-96
 1/28/2023 A L, 77-91
 2/18/2023 H L, 86-91
 # MAC Tournament

TOLEDO DESALES

Series Record: 1-2
 Home Record: 1-0
 Away Record: 0-2
 Neutral Record: 0-0
 Current Streak: L1
 Longest Winning Streak: 1
 Longest Losing Streak: 1
 Largest Win Margin: 23 (1940)
 Largest Loss Margin: 6 (1941)

Date	Site	Result
12/29/1938	A	L, 42-43
1/16/1940	H	W, 61-38
2/12/1941	A	L, 38-44

TOLEDO NAVAL

Series Record: 5-0
 Home Record: 3-0
 Away Record: 2-0
 Neutral Record: 0-0
 Current Streak: W5
 Longest Winning Streak: 5
 Longest Losing Streak: NA
 Largest Win Margin: 50 (1942)
 Largest Loss Margin: NA

Date	Site	Result
12/9/1942	H	W, 64-14
1/19/1943	A	W, 59-34
12/2/1943	H	W, 64-42
1/31/1944	A	W, 63-28
12/7/1945	H	W, 42-28

TOLEDO - ST. JOHN'S

Series Record: 4-6
 Home Record: 3-2
 Away Record: 1-4
 Neutral Record: 0-0
 Current Streak: W1
 Longest Winning Streak: 2
 Longest Losing Streak: 4
 Largest Win Margin: 28 (1923)
 Largest Loss Margin: 27 (1919)

Date	Site	Result
2/13/1919	A	L, 17-44
2/21/1919	H	L, 25-26
1/14/1920	A	L, 15-38
1/27/1920	H	L, 19-43
1/17/1923	A	W, 24-20
2/14/1923	H	W, 41-13
1/12/1924	A	L, 21-23
2/23/1924	H	W, 39-14
2/7/1925	A	L, 28-37
12/21/1926	H	W, 31-26

TOLEDO SUN OIL

Series Record: 1-0
 Home Record: 1-0
 Away Record: 0-0
 Neutral Record: 0-0
 Current Streak: W1
 Longest Winning Streak: 1
 Longest Losing Streak: NA
 Largest Win Margin: 23 (1943)
 Largest Loss Margin: NA

Date	Site	Result
12/11/1943	H	W, 49-26

TOWSON

Series Record: 2-0
 Home Record: 2-0
 Away Record: 0-0
 Neutral Record: 0-0
 Current Streak: W2
 Longest Winning Streak: 2
 Longest Losing Streak: NA
 Largest Win Margin: 19 (2008)
 Largest Loss Margin: NA

Date	Site	Result
12/22/2008	H	W, 77-58
12/30/2009	A	W, 70-69

TRI-STATE

Series Record: 2-0
 Home Record: 2-0
 Away Record: 0-0
 Neutral Record: 0-0
 Current Streak: W2
 Longest Winning Streak: 2
 Longest Losing Streak: NA
 Largest Win Margin: 13 (1981)
 Largest Loss Margin: NA

Date	Site	Result
12/14/1977	H	W, 69-63
12/19/1981	H	W, 81-68

TROY

Series Record: 2-0
 Home Record: 1-0
 Away Record: 1-0
 Neutral Record: 0-0
 Current Streak: W2
 Longest Winning Streak: 2
 Longest Losing Streak: NA
 Largest Win Margin: 8 (2005)
 Largest Loss Margin: NA

Date	Site	Result
12/19/2005	A	W, 60-52
12/2/2006	H	W, 71-69

TULSA

Series Record: 1-1
 Home Record: 0-0
 Away Record: 0-0
 Neutral Record: 1-1
 Current Streak: W1
 Longest Winning Streak: 1
 Longest Losing Streak: 1
 Largest Win Margin: 3 (1959)
 Largest Loss Margin: 4 (1952)

Date	Site	Result
12/31/1952	N	L, 75-79
12/28/1959	N	W, 61-58

UMBC

Series Record: 1-0
 Home Record: 1-0
 Away Record: 0-0
 Neutral Record: 0-0
 Current Streak: W1
 Longest Winning Streak: 1
 Longest Losing Streak: NA
 Largest Win Margin: 8 (2015)
 Largest Loss Margin: NA

Date	Site	Result
12/2/2015	H	W, 72-64

UMKC

Series Record: 0-1
 Home Record: 0-1
 Away Record: 0-0
 Neutral Record: 0-0
 Current Streak: L1
 Longest Winning Streak: NA
 Longest Losing Streak: 1
 Largest Win Margin: NA
 Largest Loss Margin: 2 (2016)

Date	Site	Result
11/19/2016	H	L, 69-71

USC UPSTATE

Series Record: 1-0
 Home Record: 0-0
 Away Record: 0-0
 Neutral Record: 1-0
 Current Streak: W1
 Longest Winning Streak: 1
 Longest Losing Streak: NA
 Largest Win Margin: 9 (2018)
 Largest Loss Margin: NA

Date	Site	Result
11/24/2018	N	W, 83-74

UNC-WILMINGTON

Series Record: 1-1
 Home Record: 2-2
 Away Record: 1-3
 Neutral Record: 0-1
 Current Streak: W4
 Longest Winning Streak: 1
 Longest Losing Streak: 1
 Largest Win Margin: 1 (2001)
 Largest Loss Margin: 15 (2000)

Date	Site	Result
11/27/2000	A	L, 76-91
12/10/2001	H	W, 84-83 (OT)

URBANA

Series Record: 7-2
 Home Record: 7-1
 Away Record: 0-1
 Neutral Record: 0-0
 Current Streak: W7
 Longest Winning Streak: 7
 Longest Losing Streak: 2
 Largest Win Margin: 62 (1999)
 Largest Loss Margin: 12 (1926)

Date	Site	Result
2/8/1926	H	L, 40-42
2/27/1926	A	L, 26-38
12/29/1998	H	W, 91-62
12/22/1999	H	W, 114-52
12/9/2000	H	W, 107-68
12/21/2002	H	W, 76-48
11/21/2003	H	W, 103-78
11/18/2005	H	W, 85-50
11/29/2015	H	W, 96-55

UTAH STATE

Series Record: 0-1
 Home Record: 0-0
 Away Record: 0-0
 Neutral Record: 0-1
 Current Streak: L1
 Longest Winning Streak: NA
 Longest Losing Streak: 1
 Largest Win Margin: NA
 Largest Loss Margin: 3 (1970)

Date	Site	Result
12/28/1970	N	L, 62-65

VALPARAISO

Series Record: 8-1
 Home Record: 4-0
 Away Record: 2-1
 Neutral Record: 2-0
 Current Streak: L1
 Longest Winning Streak: 8
 Longest Losing Streak: 1
 Largest Win Margin: 28 (1947, 1948)
 Largest Loss Margin: 3 (2011)

Date	Site	Result
12/17/1945	H	W, 54-51
1/23/1946	N	W, 72-49
2/22/1947	A	W, 73-53
3/1/1947	H	W, 66-38
12/18/1948	N	W, 72-44
12/13/1978	H	W, 80-70
12/17/1979	A	W, 60-59
2/20/2010	H	W, 87-70
12/10/2011	A	L, 79-82

VANDERBILT

Series Record: 0-2
 Home Record: 0-0
 Away Record: 0-2
 Neutral Record: 0-0
 Current Streak: L2
 Longest Winning Streak: NA
 Longest Losing Streak: 2
 Largest Win Margin: NA
 Largest Loss Margin: 27 (1992)

Date	Site	Result
12/16/1968	A	L, 67-92
12/29/1992	A	L, 69-96



BGSU v. Opponents

VILLANOVA

Series Record: 2-0
 Home Record: 1-0
 Away Record: 0-0
 Neutral Record: 1-0
 Current Streak: W2
 Longest Winning Streak: 2
 Longest Losing Streak: NA
 Largest Win Margin: 11 (1949)
 Largest Loss Margin: NA

Date	Site	Result
2/5/1949	H	W, 57-46
12/30/1978	N	W, 67-64

VIRGINIA

Series Record: 1-0
 Home Record: 0-0
 Away Record: 0-0
 Neutral Record: 1-0
 Current Streak: W1
 Longest Winning Streak: 1
 Longest Losing Streak: NA
 Largest Win Margin: 4 (1967)
 Largest Loss Margin: NA

Date	Site	Result
12/21/1967	N	W, 76-72

VIRGINIA COMMONWEALTH (VCU)

Series Record: 0-1
 Home Record: 0-0
 Away Record: 0-1
 Neutral Record: 0-0
 Current Streak: L1
 Longest Winning Streak: NA
 Longest Losing Streak: 1
 Largest Win Margin: NA
 Largest Loss Margin: 11 (2018)

Date	Site	Result
11/12/2018	A	L, 61-72

VIRGINIA TECH

Series Record: 2-1
 Home Record: 1-0
 Away Record: 1-1
 Neutral Record: 0-0
 Current Streak: W2
 Longest Winning Streak: 2
 Longest Losing Streak: 1
 Largest Win Margin: 6 (1969)
 Largest Loss Margin: 6 (1968)

Date	Site	Result
2/28/1968	A	L, 71-77
2/3/1969	H	W, 83-77 (OT)
11/12/2005	A	W, 72-71

WAGNER

Series Record: 1-0
 Home Record: 0-0
 Away Record: 0-0
 Neutral Record: 1-0
 Current Streak: W1
 Longest Winning Streak: 1
 Longest Losing Streak: NA
 Largest Win Margin: 5 (1987)
 Largest Loss Margin: NA

Date	Site	Result
12/28/1987	N	W, 76-71

WASHINGTON

Series Record: 0-2
 Home Record: 0-0
 Away Record: 0-0
 Neutral Record: 0-2
 Current Streak: L2
 Longest Winning Streak: NA
 Longest Losing Streak: 2
 Largest Win Margin: NA
 Largest Loss Margin: 30 (1979)

Date	Site	Result
12/28/1979	N	L, 62-92
11/17/2001	N	L, 74-81

WAYNE STATE

Series Record: 3-0
 Home Record: 3-0
 Away Record: 0-0
 Neutral Record: 0-0
 Current Streak: W3
 Longest Winning Streak: 3
 Longest Losing Streak: NA
 Largest Win Margin: 32 (2008)
 Largest Loss Margin: NA

Date	Site	Result
12/17/1942	H	W, 64-41
11/20/2008	H	W, 80-48
11/14/2009	H	W, 67-45

WESTERN CAROLINA

Series Record: 1-3
 Home Record: 1-0
 Away Record: 0-1
 Neutral Record: 0-2
 Current Streak: L1
 Longest Winning Streak: 1
 Longest Losing Streak: 2
 Largest Win Margin: 21 (2018)
 Largest Loss Margin: 8 (2021)

Date	Site	Result
11/10/2005	N	L, 50-56
11/9/2007	N	L, 60-63
12/21/2018	H	W, 73-52
11/9/2021	A	L, 71-79 (OT)

WESTERN KENTUCKY

Series Record: 11-23
 Home Record: 8-5
 Away Record: 2-12
 Neutral Record: 1-6
 Current Streak: W1
 Longest Winning Streak: 2
 Longest Losing Streak: 7
 Largest Win Margin: 25 (1962)
 Largest Loss Margin: 32 (1951)

Date	Site	Result
12/9/1944	A	W, 52-51
12/14/1946	H	W, 39-37
1/2/1947	A	L, 43-62
12/29/1947	H	W, 75-64
2/4/1948	A	L, 52-66
12/11/1948	A	L, 51-60
2/12/1949	H	W, 72-58
12/8/1949	N	L, 57-78
2/9/1950	N	L, 87-103
1/20/1951	N	L, 68-69
3/5/1951	N	L, 77-78
12/8/1951	A	L, 57-89
3/3/1952	H	L, 75-82
2/2/1953	A	L, 60-71
2/23/1953	H	W, 86-82
2/1/1954	N	L, 82-94
3/8/1954	N*	L, 81-95
1/28/1955	H	L, 69-89
2/4/1956	A	L, 57-70
1/25/1958	A	L, 65-83
1/10/1959	H	W, 76-71
1/23/1960	A	L, 61-85
1/21/1961	H	W, 74-62
12/15/1962	A	W, 83-58
12/5/1964	H	L, 77-90
12/3/1977	H	L, 65-78
12/2/1978	A	L, 48-70
12/6/1990	A	L, 77-90
12/11/1991	H	W, 81-74
12/8/2010	H	L, 52-59
12/4/2011	A	L, 53-60
12/2/2013	H	W, 74-62
12/3/2014	A	L, 52-62
11/22/2020	N	W, 77-75

* NIT

WESTERN MICHIGAN

Series Record: 75-51
 Home Record: 43-18
 Away Record: 31-32
 Neutral Record: 1-1
 Current Streak: L2
 Longest Winning Streak: 8
 Longest Losing Streak: 9
 Largest Win Margin: 33 (1954)
 Largest Loss Margin: 25 (2005)

Date	Site	Result
1/7/1946	H	W, 56-37
3/2/1946	A	W, 59-58
1/8/1947	A	L, 42-53
2/8/1947	H	W, 69-52
12/19/1953	A	L, 78-85
3/1/1954	H	W, 95-62
1/18/1955	A	L, 76-88
2/22/1955	H	W, 80-68
12/7/1955	H	W, 93-89 (2OT)
1/4/1956	A	L, 63-82
12/19/1956	A	W, 91-72
1/16/1957	H	W, 94-82
1/8/1958	H	W, 104-74

2/26/1958	A	W, 75-58
1/7/1959	A	W, 86-65
2/18/1959	H	W, 88-84
1/6/1960	A	L, 60-63
2/24/1960	H	L, 85-87
1/4/1961	H	W, 78-56
2/25/1961	A	L, 80-86
1/3/1962	A	W, 73-72
2/24/1962	H	W, 84-64
1/2/1963	H	W, 70-60
2/23/1963	A	W, 82-75
1/11/1964	A	L, 85-95
2/22/1964	H	W, 101-81
1/9/1965	H	W, 88-77
2/20/1965	A	W, 83-81 (OT)
1/8/1966	A	W, 87-81
2/19/1966	H	L, 63-66
1/21/1967	A	W, 70-62
2/18/1967	H	W, 95-82
1/20/1968	H	W, 83-67
2/17/1968	A	W, 79-67
2/1/1969	H	L, 87-88 (2OT)
2/26/1969	A	L, 99-101
1/31/1970	A	W, 97-85
2/25/1970	H	W, 75-74
1/30/1971	H	L, 75-93
2/17/1971	A	L, 64-78
1/29/1972	A	L, 83-92
2/16/1972	H	L, 74-75
1/13/1973	H	W, 87-60
2/10/1973	A	W, 73-69
1/23/1974	A	L, 60-69
2/20/1974	H	W, 68-63
1/22/1975	H	W, 64-60
2/19/1975	A	W, 66-64
1/3/1976	H	L, 57-67
3/6/1976	A	L, 58-71
3/7/1977	A	L, 68-89
1/14/1978	A	W, 65-63
2/18/1978	H	W, 66-44
1/17/1979	H	W, 67-56
2/21/1979	A	L, 86-99
1/5/1980	H	W, 70-65 (OT)
2/9/1980	A	L, 60-79
1/10/1981	H	W, 78-75
2/7/1981	A	L, 79-88
2/3/1982	H	W, 63-61
3/6/1982	N#	W, 86-83
1/26/1983	H	W, 63-48
2/23/1983	A	W, 80-54
1/18/1984	A	W, 58-54
2/15/1984	H	W, 71-53
1/19/1985	A	W, 93-92 (OT)
2/16/1985	H	W, 86-57
1/4/1986	H	L, 73-85
2/1/1986	A	W, 90-82
1/28/1987	A	L, 76-82
2/25/1987	H	W, 84-72
1/20/1988	H	L, 71-74
2/17/1988	A	W, 75-66
1/21/1989	H	W, 80-61
2/18/1989	A	W, 69-68 (2OT)
1/13/1990	A	W, 99-75
2/10/1990	H	W, 74-64
1/3/1991	H	W, 75-56
2/2/1991	A	W, 76-64
2/5/1992	A	L, 70-72
3/4/1992	H	L, 86-95
1/27/1993	H	W, 68-45
2/24/1993	A	L, 65-69
1/19/1994	A	W, 77-65
2/16/1994	H	W, 80-65
1/4/1995	H	W, 86-70
3/4/1995	A	L, 42-51



1/3/1996	A	L, 63-66
3/2/1996	H	L, 44-62
1/8/1997	A	W, 71-69 (OT)
2/1/1997	H	W, 93-67
1/3/1998	A	L, 75-81
12/21/1998	H	W, 83-82
1/12/2000	A	L, 82-91
1/31/2001	H	W, 77-61
3/5/2001	H #	W, 74-68
1/30/2002	A	W, 78-66
1/22/2003	A	L, 58-76
2/15/2003	H	L, 65-67
2/7/2004	A	L, 73-88
3/1/2004	H	L, 58-70
1/15/2005	H	L, 61-70
3/2/2005	A	L, 52-77
1/7/2006	A	L, 62-84
1/24/2007	H	L, 63-72
2/2/2008	A	L, 50-64
2/4/2009	H	W, 68-61
2/6/2010	A	L, 64-65
3/7/2010	A #	L, 73-75
2/5/2011	H	L, 61-75
3/10/2011	N #	L, 56-67
2/1/2012	A	W, 72-48
2/13/2013	H	W, 70-60
1/19/2014	A	W, 69-64
2/10/2015	H	W, 65-49
1/26/2016	A	W, 79-78
2/13/2016	H	L, 68-74
2/14/2017	A	L, 79-89
2/13/2018	H	W, 83-81
1/19/2019	H	W, 79-48
2/5/2019	A	W, 85-72
1/14/2020	A	W, 85-82
2/3/2021	H	L, 70-76
1/22/2022	A	W, 82-75
2/26/2022	H	L, 67-78
1/14/2023	A	L, 92-108

MAC Tournament

WESTERN ONTARIO

Series Record: 12-1
 Home Record: 7-0
 Away Record: 4-1
 Neutral Record: 1-0
 Current Streak: W7
 Longest Winning Streak: 7
 Longest Losing Streak: 1
 Largest Win Margin: 51 (1961, 1962)
 Largest Loss Margin: 5 (1955)

Date	Site Result
1/1/1946	N W, 63-30
1/26/1952	H W, 76-60
1/10/1953	A W, 76-61
1/9/1954	H W, 98-55
12/4/1954	H W, 80-57
12/17/1955	A L, 66-71
12/1/1956	H W, 90-53
1/4/1958	A W, 86-60
1/5/1959	H W, 78-44
12/8/1960	H W, 56-36
12/9/1961	A W, 94-43
12/8/1962	H W, 97-46
2/1/1964	A W, 87-37

WESTERN RESERVE

Series Record: 4-3
 Home Record: 2-0
 Away Record: 2-3
 Neutral Record: 0-0
 Current Streak: W4
 Longest Winning Streak: 4
 Longest Losing Streak: 3
 Largest Win Margin: 31 (1953)
 Largest Loss Margin: 14 (1929, 1931)

Date	Site Result
12/20/1929	A L, 28-42
12/12/1930	A L, 32-38
12/18/1931	A L, 30-44
12/16/1953	H W, 91-60
12/16/1954	A W, 59-60
12/11/1954	H W, 80-69
1/4/1955	A W, 86-63

WESTMINSTER

Series Record: 1-0
 Home Record: 0-0
 Away Record: 0-0
 Neutral Record: 1-0
 Current Streak: W1
 Longest Winning Streak: 1
 Longest Losing Streak: NA
 Largest Win Margin: 21 (1945)
 Largest Loss Margin: NA

Date	Site Result
2/10/1945	N W, 78-57

WEST VIRGINIA

Series Record: 0-3
 Home Record: 0-0
 Away Record: 0-2
 Neutral Record: 0-1
 Current Streak: L3
 Longest Winning Streak: NA
 Longest Losing Streak: 3
 Largest Win Margin: NA
 Largest Loss Margin: 46 (1999)

Date	Site Result
12/18/1976	N L, 78-85
3/12/1997	A * L, 95-98
12/18/1999	A L, 54-100

* NIT

WHEATON

Series Record: 0-1
 Home Record: 0-0
 Away Record: 0-0
 Neutral Record: 0-1
 Current Streak: L1
 Longest Winning Streak: NA
 Longest Losing Streak: 1
 Largest Win Margin: NA
 Largest Loss Margin: 17 (1958)

Date	Site Result
2/8/1958	N L, 73-90

WICHITA STATE

Series Record: 3-1
 Home Record: 0-0
 Away Record: 0-0
 Neutral Record: 3-1
 Current Streak: W1
 Longest Winning Streak: 2
 Longest Losing Streak: 1
 Largest Win Margin: 4 (1954, 1958)
 Largest Loss Margin: 2 (1959)

Date	Site Result
3/6/1954	N * W, 88-84
12/26/1958	N W, 85-81
12/30/1959	N L, 82-84
12/28/1961	N W, 69-68

* NIT

WILLIAM & MARY

Series Record: 1-0
 Home Record: 1-0
 Away Record: 0-0
 Neutral Record: 0-0
 Current Streak: W1
 Longest Winning Streak: 1
 Longest Losing Streak: NA
 Largest Win Margin: 16 (1949)
 Largest Loss Margin: NA

Date	Site Result
12/19/1949	H W, 74-58

WILMINGTON (OHIO)

Series Record: 5-2
 Home Record: 4-0
 Away Record: 1-2
 Neutral Record: 0-0
 Current Streak: W3
 Longest Winning Streak: 3
 Longest Losing Streak: 2
 Largest Win Margin: 37 (2000)
 Largest Loss Margin: 25 (1924)

Date	Site Result
2/16/1921	H W, 24-22
3/3/1921	A W, 21-19 (OT)
1/26/1924	A L, 28-53
1/14/1927	A L, 30-34 (OT)
2/18/1927	H W, 34-31
12/14/1946	H W, 75-41
12/21/2000	H W, 112-75

WISCONSIN

Series Record: 1-3
 Home Record: 1-0
 Away Record: 0-3
 Neutral Record: 0-0
 Current Streak: L2
 Longest Winning Streak: 1
 Longest Losing Streak: 2
 Largest Win Margin: 12 (1966)
 Largest Loss Margin: 31 (1964)

Date	Site Result
12/12/1964	A L, 56-87
12/10/1966	H W, 81-69
3/13/1991	A * L, 79-87 (OT)
11/21/2013	A L, 64-88

* NIT

WISCONSIN-GREEN BAY

Series Record: 1-4
 Home Record: 1-1
 Away Record: 0-3
 Neutral Record: 0-0
 Current Streak: L2
 Longest Winning Streak: 1
 Longest Losing Streak: 2
 Largest Win Margin: 14 (1997)
 Largest Loss Margin: 7 (1994)

Date	Site Result
12/11/1993	H L, 49-52
12/17/1994	A L, 62-69
12/22/1997	H W, 65-51
12/19/1998	A L, 58-64
12/30/2006	A L, 62-65

WISCONSIN-MILWAUKEE

Series Record: 1-2
 Home Record: 1-1
 Away Record: 0-1
 Neutral Record: 0-0
 Current Streak: L2
 Longest Winning Streak: 1
 Longest Losing Streak: 2
 Largest Win Margin: 33 (1975)
 Largest Loss Margin: 7 (2009)

Date	Site Result
2/22/1975	H W, 88-55
11/28/2009	H L, 83-90
12/18/2010	A L, 69-72

WISCONSIN-SUPERIOR

Series Record: 1-0
 Home Record: 1-0
 Away Record: 0-0
 Neutral Record: 0-0
 Current Streak: W1
 Longest Winning Streak: 1
 Longest Losing Streak: NA
 Largest Win Margin: 44 (1981)
 Largest Loss Margin: NA

Date	Site Result
12/21/1981	H W, 88-44

WITTENBERG

Series Record: 3-10
 Home Record: 3-7
 Away Record: 0-3
 Neutral Record: 0-0
 Current Streak: L1
 Longest Winning Streak: 3
 Longest Losing Streak: 9
 Largest Win Margin: 9 (1963)
 Largest Loss Margin: 23 (1941)

Date	Site Result
1927-28	H L, 29-49
12/19/1928	H L, 23-41
2/12/1936	H L, 25-28
2/23/1937	A L, 14-50
2/11/1938	H L, 40-43
2/11/1939	A L, 30-50
2/13/1940	H L, 40-42
2/18/1941	A L, 28-57
2/10/1942	H L, 45-46
12/30/1963	H W, 67-58
12/3/1966	H W, 68-60
1/7/1970	H W, 68-67
12/3/1975	H L, 60-72



BGSU v. Opponents

WOODVILLE NORMAL

Series Record: 1-1
 Home Record: 1-0
 Away Record: 0-1
 Neutral Record: 0-0
 Current Streak: L1
 Longest Winning Streak: 1
 Longest Losing Streak: 1
 Largest Win Margin: 23 (1916)
 Largest Loss Margin: 7 (1916)

Date	Site	Result
1/15/1916	H	W, 41-18
1/22/1916	A	L, 10-17

WOOSTER

Series Record: 1-4
 Home Record: 1-2
 Away Record: 0-2
 Neutral Record: 0-0
 Current Streak: W1
 Longest Winning Streak: 1
 Longest Losing Streak: 4
 Largest Win Margin: 9 (1980)
 Largest Loss Margin: 23 (1941)

Date	Site	Result
2/3/1939	H	L, 39-48
1/27/1940	A	L, 33-46
2/6/1941	H	L, 29-52
1/24/1942	A	L, 39-55
12/16/1980	H	W, 75-66

WRIGHT STATE

Series Record: 8-9
 Home Record: 5-4
 Away Record: 3-5
 Neutral Record: 0-0
 Current Streak: L3
 Longest Winning Streak: 4
 Longest Losing Streak: 3
 Largest Win Margin: 27 (1996)
 Largest Loss Margin: 36 (2015)

Date	Site	Result
12/3/1980	A	L, 68-81
12/2/1981	H	L, 71-81
12/12/1987	H	W, 66-65
12/21/1988	H	W, 73-58
12/6/1989	A	W, 92-85
1/15/1991	H	W, 87-74
12/3/1991	A	L, 76-82
12/11/1996	A	W, 90-63
12/10/1997	H	L, 67-76
2/18/2006	H	L, 51-70
12/16/2006	A	W, 59-56
12/3/2012	H	W, 54-41
12/29/2013	A	L, 43-46
11/19/2014	H	W, 70-55
12/20/2015	A	L, 47-83
12/13/2020	A	L, 67-85
11/15/2022	A	L, 71-80

WYOMING

Series Record: 0-1
 Home Record: 0-0
 Away Record: 0-0
 Neutral Record: 0-1
 Current Streak: L1
 Longest Winning Streak: NA
 Longest Losing Streak: 1
 Largest Win Margin: NA
 Largest Loss Margin: 35 (1965)

Date	Site	Result
12/29/1965	N	L, 70-105

XAVIER

Series Record: 6-6
 Home Record: 4-1
 Away Record: 1-5
 Neutral Record: 1-0
 Current Streak: L4
 Longest Winning Streak: 3
 Longest Losing Streak: 4
 Largest Win Margin: 21 (1958)
 Largest Loss Margin: 44 (2009)

Date	Site	Result
1/26/1946	H	W, 58-43
1/11/1947	A	L, 43-45
2/21/1947	H	W, 62-48
1/9/1948	H	W, 54-36
2/3/1948	A	L, 49-51 (OT)
1/1/1949	A	W, 65-53
2/1/1949	H	W, 59-55
12/28/1958	N	W, 92-71
12/30/1988	H	L, 75-89
12/30/1989	A	L, 73-88
11/17/2009	A	L, 57-101
12/7/2013	A	L, 73-85 (OT)

YALE

Series Record: 0-1
 Home Record: 0-0
 Away Record: 0-0
 Neutral Record: 0-1
 Current Streak: L1
 Longest Winning Streak: NA
 Longest Losing Streak: 1
 Largest Win Margin: NA
 Largest Loss Margin: 4 (1981)

Date	Site	Result
12/29/1981	N	L, 78-82 (OT)

YOUNGSTOWN STATE

Series Record: 10-4
 Home Record: 4-2
 Away Record: 5-2
 Neutral Record: 1-0
 Current Streak: W1
 Longest Winning Streak: 8
 Longest Losing Streak: 2
 Largest Win Margin: 49 (1948)
 Largest Loss Margin: 9 (2012)

Date	Site	Result
2/16/1939	A	W, 33-27
12/9/1939	H	L, 31-37
1/21/1943	A	L, 53-56
2/7/1947	H	W, 60-52
1/31/1948	A	W, 75-26
12/3/1988	A	W, 74-68
12/2/1989	H	W, 97-76
2/13/1991	H	W, 79-64
1/15/1992	A	W, 65-45
2/21/2004	H	W, 76-64
12/11/2005	A	W, 81-59
2/19/2011	A	L, 76-83
12/1/2012	H	L, 49-58
11/22/2015	N	W, 79-72

All-Time Letterwinners



A - A - A - A - A

Abele, Richard	1957-58-59
Abendroth, Paul	1982-83-84
Agee, Rashaun	2023
Albon, Ross	1935-36
Alcegaire, Wes	2016-17
Ali, Ismail	2016-17
Aloi, Nicholas	1964-65-66
Almanson, Josh	2001-02-04-05
Altman, Byron	1956
Amrhein, Denny	1995
Anspach, Bryce	1940
Arnold, John	1975-76
Ash, Harley	1943
Assenheimer, Carl	1966-67-68
Austin, De Andre'	2018-19
Austin, Jovan	2015
Ayers III, Leon	2023

B - B - B - B - B

Babik, Tom	1971-72-73
Bachman, Carl	1922-23-24-26
Badenhop, Dalynn	1971-72-73
Bair, Joe	1990-91
Baker, Thomas	1962-63-64
Barnes, Rosie	1977-78-79-80
Beck, George	1950-51
Behm, Edward	1965-66-67
Bell, Tony	1972
Benning, Al	1955-56
Bianchi, Al	1952-53-54
Bishop, Harold	1938-39-40
Black, Cameron	2011-12-13-14
Black, Dubrey	1998-99-00
Blateric, Walter	1943
Booker, Frank	1984-85-87
Booms, Jeff	1971-72
Bordner, Wayne	1942-43
Bowling, Wayne	1966
Brake, Kevin	1974
Brand, Art	1924-25-26-27
Brown, Dee	2009-10-11-12
Browne, Tim	1983
Bryant, Freddie	1984-85
Buckenmeyer, Charles	1942
Bucklew, Jack	1937
Bunn, Graham	1999-00
Burdette, Wayne	1965
Burmeister, George	1959
Burnett, Vada	1990-91-92-93
Bushong, Cloyce	1939
Busuttill, Brandon	2015-16

C - C - C - C - C

Cain, Luther	1955
Caldwell, Rodrick	2017-18
Calhoun, A'uston	2010-11-12-13
Carbaugh, Robert	1962-63
Cartwright, Mark	1974-75
Cash, Cornelius	1973-74-75

Cavanaugh, Dennis	1968
Cavey, Mike	1996
Cerisier, James	1993-94-95
Chambers, Howard	1996-97-98
Chapman, Burley	1960-61-62
Chapman, Huston B.	1961-62-63
Chapman, Max	1954-55-56
Chatman, Elijah	1961-62-63
Clarke, Jehvon	2012-13-14-15
Clements, Darryl	2006-07-08-09
Colbert, Ed	1988-89-90-91
Coller, Floyd	1916
Compton, John	1968
Connally, Jim	1969-70-71
Conner, Robert	1944
Conrad, Cliff	1935-36-37
Conrad, Harold	1937-38
Conrad, Lawrence	1941
Conroy, Robert	1946-47-48
Cook, Art	1978
Cooper, Steve	1975
Cooper, William	1937-38
Cordisco, Pat	1937-38-39
Coven, Richard	1964
Cowan, Kirk	1996-97-98-99
Cox, Ross	1930-34
Crawford, Erik	2002
Crawford, Jordon	2010-11-12-13
Crespo, Javier	1996-97-98-99
Croyle, Leroy	1939
Crump, Jason	1991-92
Cummings, Nelly	2018
Curtis, Samari	2022-23

D - D - D - D - D

Dabney, Mike	2011
Dakich, Thomas	1955-56
Daniels, Antonio	1994-95-96-97
Darrow, James	1958-59-60
Davey, Avon	1985-87
Dawson, Robert	1960-61-62
Denny, Zack	2014-15-16-17
Diarra, Madani	2023
Dickerson, Delvin	2015
Diggs, Trey	2020-21-22
Dillery, Reeme	1916-17
Dixon, Albert	1965-66-67
Doliboa, Seth	2000
Drago, Louis	1952-53-54
Dudley, Eugene	1946-48-49-50
Dunham, Vernon	1946-47
Dwors, Robert	1960-61-62

E - E - E - E - E

Ellis, Crystal	1952-53-56-57
Elsasser, Isaac	2020-21-22-23
Erger, James	2010-11-12-13
Esterkamp, Dave	1997-98-99-00
Etim, Ubongabasi	2023
Eyink, Cory	2002-03-04-05

F - F - F - F - F


Faine, Bill	1981-82-83-84
Faine, Joe	1978-79-80-81
Feckley, Jim	1976-78
Ferrell, Antonio	2012
Fields, Caleb	2019-20-21
Filiere, Howard	1927-28-29
Finney, George	1992-93
Fitch, Germain	2002-04-05
Flowers, John	1980-81-82
Floyd, John	2005-06
Fox, Joseph	1942
Fox, Matt	2015-16-17-18
Freeman, Alvin	2005-06
Fries, Edward	1925-26
Frye, Dylan	2017-18-19-20
Fulcher, Josiah	2021-22
Fuller, John	1921
Furlin, Dave	1998-99

G - G - G - G - G

Gadson, Joniya	2018-19
Gallapoo, David	1954
Galletti, Steve	1950-51-52
Gardner, Austin	2019
Gast, Lester	1963-64
Gearnside, Henry	1932-34
Gerber, James D.	1951-52-54
Gerken, Kris	2001-02
Gilbert, Mel	1962-63
Gill, Kenneth	1931
Gill, Vaughn	1926
Goins, Darion	2010
Golding, Kenyon	1930-31
Gomez, Josh	2014-15-16
Good, Ethan	2017-18-19-20
Gray, Duane	1978-79
Gray, Wyndol	1943-45
Green, Robert	1948-49-50
Greene, Larry	1981
Greer, David	1980-81-82-83
Gregory, Joe	1986-87-88-89
Guerin, Brian	2006-07




Josh Almanson



Rosie Barnes




Mark Cartwright




Robert Dwors




All-Time Letterwinners




Crystal Ellis



Bill Faine



Jim Feckley



Leroy Haywood

H - H - H - H - H

Hagemeyer, Richard	1939
Hairston, Alan	1966-67
Haley, Pat	1961-62-63
Hall, Jason	1991-92
Hall, Tom	1989-90-91-92
Halleck, Kenneth	1916
Hamblet, Ryne	2007
Hammye, Ron	1975-76-77-78
Hancock, Tom	1967
Harkness, Gene	1941-42
Harling, Edward	1957-58-59
Harris, Tommy	1976-77
Harrison, Joe	1982-83
Hartman, John	1935
Haywood, Leroy	1964
Hecker, Jack	1954-55
Heft, John	1968-69
Henderson, Ant.	2012-13-14-15
Henderson, Joseph	1966-67
Hendrix, Rich	1966-67
Hennessey, Mark	1968-69
Henning, Rolland	1948
Hehson, Le	1971-72-73
Hesrick, Solon	1923-24
Hill, Bob	1969-70-71
Hillard, Dale	1923
Hipsher, Dan	1975-76-77
Hluchowecykj, Malik	2016-17
Hobson, Chris	2004
Hoffman, Mark	1966-67-68
Holmes, Jake	1996
Holmes, Richaun	2013-14-15
Hostetter, Harry	1917-18
Hotaling, Bob	1972-73-74
Housholder, Andrew	1921
Howard, Skip	1973-74-75
Huebner, Mike	1977-78
Huffman, Dale	1925
Huger, Michael	1991-92-93
Hunt, Kelly	2000
Hyatt, Stewart	1930-31-32
Hymes, Eric	1970-71

I - I - I - I - I

Inman, James	1935-36-37
Inman, Thomas	1945-46-47-48
Irish, Colin	1980-81-83-84

J - J - J - J - J

Jackson, Trent	1999-00-01
Jackson, Lamar	1982-83
Jakubowski, Joe	2008-09-10-11
James, Chuck	1976
Jenkins, David	1981-82-83-84
Jennings, Lawrence	1987-88-89
Jensen, Dorian	1945
Johnson, Billy	1988-89-90
Johnson, Dewey	1940-41-42

Johnson, John	1932-33-34
Johoske, Richard	1954-55
Jones, Howard	1933
Jones, Normand	1936-37
Joseph, David	2015-16
Joyce, Eli	1949-50-51
Junior, Wavey	1961-62-63

K - K - K - K - K

Kalish, Scott	1986-87-88
Kampe, Greg	1976-77-78
Karaffa, Matt	2008-09-10
Kempter, Jerry T.	1950-51-52
Kennedy, Caryle	1923
Keys, Jay	1998
Kindle, Jim	1972
Kinney, Harlan	1936-37-38
Kirk, Brenton	1944
Kish, Mike	1941-42-43
Kizer, Derek	1988-89-90-91
Klassen, Brent	1999-00-01-02
Knepper, Daniel	1962-63-64
Knierim, James	1945-46-47-48
Knight, Chris	2008-09
Knopper, Ramon	1993-94
Koch, Derek	2018
Komives, Howard	1962-63-64
Komives, Shane	1993-94-95-96
Kopystynsky, Mitch	1978-79-80
Kormas, Mike	1939-40
Kraus, Luke	2010-11-12-13
Kubiak, Leo	1945-46-47-48
Kuhlman, Dale	1937-38
Kulackovskis, Matiss	2019-20-22
Kuzma, Richard	1958-59-60

L - L - L - L - L

Ladd, James	1953-54
Ladd, Paul	1916
Lambert, Jeff	1978-79-80
Lane, Moses	1916
Larranaga, Jay	1994-95-96-97
Larson, Gordon	1943
Larson, Marc	2007-08-09-10
Laster, Michael	2019-20
Leach, Rex	1957-59-60
Lee, Don	1951-55
Lefeld, Matt	2004-05-06-07
Lessig, Jeff	1971-72-73
Lewis, Robert	1930-32-35
Lewis, Ron	2003-04
Lillard, Antwon	2016-17-18-19
Long, Robert	1949-50-51
Lynch, Ray	1992-93-94-95
Lyshe, Damarkeo	2012-13-14-15

M - M - M - M - M

Madaras, Adolph	1938-39-40
Madlock, Cameron	2008
Magner, Cole	2003
Maleske, Mike	1984-85
Markle, Volney	1926-27
Marko, Mike	1941
Marschall, Erik	2006-07-09-10
Marsh, Fred	1931-32
Marshall, George	1978
Martenet, Steve	1985-86-87-88
Mason, Don	1940-41
Masonis, Bill	1966
Matela, Len	1999-00-01-02
Mattos, Tayler	2019-20
Mattox, Jabari	2001-02-03
Mayleben, Garrett	2015-16
McCampbell, Chuck	1957-58-59
McComb III, Anthony	2023
McElroy, Danny	2010-11
McLane, Darrell	1989
McDonald, James	1957-58-59
McLemore, Dan	1969-70
McLeod, Keith	1999-00-01-02
McMann, Albert	1921-22
Metheny, Kaden	2021-23
Melis, Ralf	1993
Miday, Mike	1979-80-81
Miles, Lanny	1955
Miller, Brian	1983-84-85-86
Miller, Don	1946
Miller, Floyd	1992-93-94-95
Miller, John	1979-80-81
Miller, Nate	2007-08-09
Miller, Robert V.	1948
Miller, Wilbur	1928-32
Mills, Brenton	2022-23
Milnark, Mick	1993-94
Mims, Sam	1965-66
Miner, Harvey O.	1931
Minnich, Max	1944
Montgomery, Austin	2004-05
Montgomery, Jeff	1973-74-75
Moore, DeMar	1996-97-98-99
Moore, Joe	1988-89-90-91
Morgan, Norvain	1975-76-77
Morrison, Brad	1988
Moscoe, Homer	1923-24-25-26
Moten, Brian	2006-07-08-09
Murray, Ford	1932-33-34
Murray, Phillip	1997
Mussill, Edward	1939-40

N - N - N - N - N

Nass, Bob	1984-85-86
Neal, Guy	1982
Netter, Kevin	2001-02-03-04
Newbern, Marcus	1979-80-81-82
Newsom, Keon	2003
Ninkovic, Dayon	1995-96-97
Noller, Fred	1918-19

All-Time Letterwinners



O - O - O - O - O

Oglesby, Torian	2011-12
Olds, Cliff	1929-31-32
Olds, Hayden	1923-24-26-27
Olnhausen, Roland	1922
O'Neal, Gabe	2022-23
Orr, Chauncey	2012-13
Otten, Donald	1943-44-45-46
Otten, Mac	1946-47-48-49
Otto, Matt	1992-93-94-95

P - P - P - P - P

Pardon, Brandon	2000-01-02
Parker, Spencer	2013-14-15-16
Parsons, Ronald	1959-60
Patterson, Don	1940-41
Payak, John	1945-47-48-49
Penix, Jim	1969-70
Pepin, Lyle	1961-62-63
Perrine, Tim	1973
Perry, Doyt	1930-31-32
Phillips, Al	1972
Phillips, Patrick	2003-04-05-06
Phillips, Roger	1943
Piatkowski, Walter	1965-66-67
Pippin, Lamon	1986-87-88-89
Plinke, F. Fritz	1946-48-49-50
Plowden, Daeqwon	2018-19-20-21-22
Polk, Otis	2007-08-09-10
Premo, Clement	1922-23-24-25
Provost, John	1965

Q - Q - Q - Q - Q

Quayle, Bob	1969-70-71
-------------	------------

R - R - R - R - R

Raber, Earnest	1949-50
Radivojevic, Dusan	2006-07
Raupp, Dan	1986-87-88
Ray, Gene	1953-55-56
Ray, Robert	1928
Reed, Dennis	1960
Reid, James	1954-55-56
Reid, Tony	1997-98-99
Reimold, John	2003-04-05
Reinke, Al	1956-57-58
Reis, George	1952-53-54
Reynolds, William	1961-62-63
Richardson, Andre	1974-75-76
Ricketts, Phil	1940-41
Rine, Carroll A.	1958
Rinicella, Daniel	1965-66-67
Roberts, Earl W.	1916-17
Roberts, Wiley	2011
Robinson, Anthony	1985-86-87-88
Robinson, Perrick	2005-06
Rodeheffer, Sid	1968-69-70
Rogers, William	1952-53-54-55
Rose, Ted	1965-66-67
Rothlisberger, Kenneth	1942
Routson, James	1959-60-61

Rouwhorst, Koen	1996-97
Rudgers, Richard L.	1966-67-68
Rudy, Wayne	1941-42
Kline-Ruminski, Shane	1992-93-94-95
Ryan, Cory	2000-01-02
Russ, Al	1971-72
Rychener, Phil	1964-65
Ryder, Joseph	1928

S - S - S - S - S

Samarco, Martin	2006-07
Sandy, Maurice	1951-52
Sayre, Judson S.	1918
Scanlan, Brian	1972-73-74
Schaller, Williard	1932
Scheel, James	1958-59
Schwab, Kar	1946-48
Schwyn, Thomas	1956-57-58
Scott, Tom	1971-72-73
Sealey, Craig	2011-12-13-14
Seiple, Tom	1965
Seker, Phil D.	1953-54
Selgo, Dick	1973-74
Server, Wally	1951-54
Schafer, Paul W.	1933-34-35
Share, Charles	1947-48-49-50
Sherin, William	1953-54
Sherman, Ellsworth	1942
Shook, Jeff	1985-86
Shumaker, Dan	1977-78-79-81
Shurelds, Emzer	1978-79-80-81
Siegferth, Joseph	1943-44-45-48
Sierra, Marlon	2019-20
Sims, Ryan	2007-08
Skibbie, Franklin	1921-22-23-26
Slesinger, John	1952-53-56-57
Smethers, Will	1950-51
Smith, DeWayne	1956
Smith, Glenn	1937-38
Smith, Jay	1980
Smith, Jim	1986
Smith, Lennis C.	1921
Smithy, James	1947
Snyder, Charles	1922
Soler, Mawel	2005-06
Speicher, Emerson	1947-48-49
Spener, Scott	1979
Stacey, Anthony	1996-97-99-00
Steaple, Eric	1993-94
Stevenson, Audrey	1935-36
Stevenson, Clifford	1931-32
Stough, Claitus	1918-19-20
Stough, Lester	1918-19-20
Street, Juan	1988-89-90-91
Sullivan, Matt	1987
Sutton, Dave	1977
Swanson, Mike	1992-93-94-95
Swearingen, John	1928-29-31
Swingle, Dylan	2020-21
Szabo, Bill	1981-82

T - T - T - T - T

Taylor, Charles	1964
Taylor, Keith	1982-83-84-85
Thomas, Orla	1933-34-36
Thomas, Al	1982-83-84-85
Thomas, Scott	2009-10-11-12
Thomas, Wilbert E.	1933-34
Thonout, Jack	1930-31-32
Thurmond, Nate	1961-62-63
Tisdale, JD	2014-15-16
Towns, Sam	2023
Treece, Clive	1917-19-20
Treece, Dale	1918-19-20
Tucker, James	1955-56-58
Turner, Chandler	2020-21-22-23
Turner, Justin	2018-19-20-21
Turner, Karl	1942
Turnquist, Dale	1988
Tyler, James	1985-86-87-88

U - U - U - U - U

Uju, Jeffrey	2018-19
--------------	---------

V - V - V - V - V

Van Poppel, Robert	1964-65-66
Vandermeer, Scott	2005
Venable, Clinton	1990-91

W - W - W - W - W


Wade, Frank	1957-58-59
Waddell, Ken	1983
Walker, Rich	1969-70-71
Wallace, Richard	1934-35
Washington, Jacob	2021
Watson, Jackson	2021-23
Watson, Steve	1990-91
Waugh, Ronald	1943-44
Weber, Kenneth	1934-35-36
Weber, Ron	1973
Weber, Stanley	1947-48-49-50
Whiteman, Kirk	1989-90-91-92
Wiggins, Demajeo	2016-17-18-19
Wilke, Richard	1938
Williams, Ben	1958-59
Wilson, Art	1935-36
Wilson, Kris	2002
Wingate, Larry	1975
Wissman, Jack	1972-73-74
Wittensoldner, Josh	1996
Worrell, Rasheed	2016-17
Wright, Steven	2004-05

Y - Y - Y - Y - Y


Yackey, Clarence	1950-51-54
Yawberg, Howard	1927-28
Young, Cam	2021-22

Z - Z - Z - Z - Z


Zak, James	1959-60-61
Zachman, James	1938-39-40
Zeigler, Davin	2020
Zuber, Adrian	1968




Derek Kizer



Shane Kline-Ruminski



Dan Shumaker



Emzer Shurelds



Dr. Rodney Rogers
President
Bowling Green State University

Rodney K. Rogers, Ph.D. '81, began his role as the 12th president of Bowling Green State University on February 23, 2018, after serving in the interim post since January 1, 2018. Prior to being named president, Rogers had served as provost and senior vice president since 2012 and, before that, dean of the BGSU College of Business since 2006.

Experienced in both academia and business, Rogers has a Ph.D. from Case Western Reserve University, an MBA from BGSU and a B.A. in music from Ohio Northern University. Before completing his doctorate at Case, he practiced as a CPA for 10 years.

As BGSU's chief academic officer, Rogers was a key architect of efforts and initiatives that have contributed to BGSU seeing significant increases in student success including its best four-year graduation rate as well as the highest freshmen academic profile in the University's history.

He has overseen the addition of academic programs aimed at meeting today's workforce needs; increased opportunities for education abroad, co-ops and internships that prepare students for employment; the alignment of the University's academic budget with its strategic plan; been engaged in philanthropic activities that resulted in major gifts to support student scholarships, professorships and facility naming.

In addition to his academic work, Rogers has consulted with a variety of businesses and organizations including Nike, Inc., Wendy's International, Starwood Resorts, The Standard, Vestas-America, Schnitzer Steel, Waggner-Edstrom, and Veterans Affairs Medical Centers. Additionally, he designed and delivered over 150 executive education programs integrating the development of financial acumen with leadership competencies which have been delivered in the United States, The Netherlands, China, Thailand and Canada.

Rogers is a former member of the Wood County Hospital board and currently serves on the board of directors of the Toledo Zoo and Aquarium.



Derek van der Merwe
Director of Athletics and Recreation
Bowling Green State University

Derek van der Merwe was named BGSU's 15th director of athletics and recreation on Oct. 25, 2022. Van der Merwe arrived in Bowling Green from the University of Arizona, where he served as the associate vice president and chief operations officer since 2018 for the Wildcat athletics department.

Van der Merwe has worked in higher education for more than 25 years, serving in leadership roles in both athletics and university-wide positions. He has held leadership positions in the Pac-12 Conference, the Ohio Valley Conference and the Mid-American Conference.

Prior to his role at the University of Arizona, van der Merwe was the vice president of Advancement, Communication and Strategic Initiatives at Austin Peay State University in Tennessee, where he also previously served as director of intercollegiate athletics. He started his career as an academic advisor at Central Michigan University and worked his way up to chief operating officer and deputy athletics director.

With broad professional experience, van der Merwe has led numerous strategic planning initiatives within athletics departments and across universities that have focused on developing strong planning vehicles for program success. In 2019, he led the creation of the University of Arizona Athletics' first-ever comprehensive strategic plan, "The Wildcat Way," which supports the department's mission of the holistic development of student-athletes.

Born and raised in South Africa to missionary parents, van der Merwe attended Central Michigan University, where he was a student-athlete and earned Academic All-MAC honors as a co-captain of CMU football in 1995. He earned a bachelor's degree and master's degree from CMU.



- The generosity of Findlay native William Frack will always be remembered, as the value of his gift to the Findlay-Hancock County Community Foundation, benefiting the Bowling Green State University men's basketball program and community needs in Hancock County, nearly doubled to about \$20 million since it was initially announced in 2011.
- Frack, representatives of the Community Foundation, and BGSU announced the increased endowment at a news conference in Findlay on April 9, 2014.
- According to Community Foundation President Katherine Kreuchauf, three-quarters of the annual distributions from the series of existing trusts will go to the BGSU's men's basketball program. The remaining proceeds will support the community needs in Hancock County.
- Frack, who followed BGSU basketball for more than six decades, had his father bring him to watch the Falcons play in 1948 in the old Men's Gym for the very first time, and he remained a devoted fan until his passing in the summer of 2014.
- "BGSU is truly blessed to have a friend like Bill Frack," said BGSU President Mary Ellen Mazey in April 2014. "Bill's generosity will allow us to give our coaches and student-athletes the resources they need to excel and compete at the highest levels."
- The court in the Stroh Center is named after Bill Frack.
- In 2014, the BGSU men's basketball program decided to honor Bill Frack by dedicating one game per season to William D. Frack. The game became known as the Bill Frack Challenge.



Bill Frack's courtside seat will forever be reserved for him at all of the men's basketball home games in the Stroh Center.

A Frack #6 Falcon embroidered chair will ensure that Bill and his support and contributions will never be forgotten at BGSU!