




2023 CANADIAN FOOTBALL LEAGUE · GAME NOTES



Aug. 12, 2023 - 4:00 pm PT **Calgary at BC Lions** CFL Week: 10 Game: 47

CGY  (3-5)
 Head Coach: Dave Dickenson
 CFL Record: 76-34-2 vs BC 11-6 Club Game #: 1267

BC  (6-2)
 Head Coach: Rick Campbell
 CFL Record: 67-79-2 vs CGY 6-11-2 Club Game #: 1165

2023 CFL RESULTS & SCHEDULE						
2023 WEEK #9 RESULTS			VISITOR	HOME		
Aug 03/23	41	7:30 pm CT	BC	50	Winnipeg	14
Aug 04/23	42	7:00 pm MT	Toronto	7	Calgary	20
Aug 05/23	43	7:00 pm ET	Montréal	27	Hamilton	14
Aug 06/23	44	5:00 pm MT	Ottawa	24	Saskatch'n	26
2023 WEEK #10 SCHEDULE			VISITOR	HOME		
Aug 10/23	45	7:00 pm MT	Winnipeg		Edmonton	
Aug 11/23	46	7:30 pm ET	Saskatchewan		Montréal	
Aug 12/23	47	4:00 pm PT	Calgary		BC	
Aug 13/23	48	7:00 pm ET	Ottawa		Toronto	

BC Place
 Stadium
 Vancouver, BC

2023 CFL STANDINGS TO WEEK 10										
EAST DIV.	G	W	L	T	Pct	PF	PA	Pts	Hm	Aw
Toronto	7	6	1	0	.857	224	144	12	3-0	3-1
Montréal	7	4	3	0	.571	158	143	8	2-2	2-1
Hamilton	8	3	5	0	.375	160	224	6	1-3	2-2
Ottawa	8	3	5	0	.375	176	184	6	2-2	1-3
WEST DIV.	G	W	L	T	Pct	PF	PA	Pts	Hm	Aw
Winnipeg	8	6	2	0	.750	240	161	12	4-1	2-1
BC	8	6	2	0	.750	196	144	12	3-0	3-2
Saskatch'n	8	4	4	0	.500	164	202	8	2-2	2-2
Calgary	8	3	5	0	.375	190	199	6	1-3	2-2
Edmonton	8	0	8	0	.000	105	212	0	0-4	0-4

A/T SERIES		BC Lions vs Calgary			
Since 1954:	GP	W	L	T	A/T at Vancouver
BC Lions	203	86	112	5	50-47 Calgary
Calgary	203	112	86	5	(3 ties)
Jun 10/23	at CGY	Last 3 Meetings:		BC	25 CGY 15
Sep 24/22	at BC			BC	11 CGY 25
Sep 17/22	at CGY			BC	31 CGY 29

CLUB CONTACTS		CFL.ca / LCF.ca	
HOME:			
BC Lions	Matt Baker	Mgr, Communications	
	mbaker@bclions.com		www.bclions.com
VISITORS:			
Calgary	Jean Lefebvre	Dir, Communications	
	jlefebvre@stampeders.com		www.stampeders.com

PROJECTED STARTERS

(Official rosters to be announced one day before game)

CALGARY		CAREER PROFILE:				
POS	#	PLAYER	ST	YR	GP	GS Wk 9
OL	51	MCEWEN, Sean	N	7	106	101 GS
OL	54	COKER, Joshua	A	2	4	4 GS
OL	58	SCEVIOUR, Ryan	N	5	56	55 GS
OL	66	BELL, Bryce	N	3	39	16 GS
OL	67	WILLIAMS, Zack	N	4	41	38 GS
QB	12	MAIER, Jake	A	3	37	20 GS
RB	26	MILLS, Dedrick	A	2	13	11 GS
Rec	14	BARNES, Clark	N	1	8	7 GS
Rec	80	MICHEL, Marken	A	3	29	27 GS
Rec	81	HAKUNAVANHU, Luther	N	3	25	6 GS
Rec	84	BEGELTON, Reggie	A	6	60	55 GS
Rec	87	ALLEN, Floyd	A	1	2	2 GS
DB	0	WILLIAMS, Kobe	A	3	20	20 GS
DB	2	MOXEY, Jonathan	A	4	42	37 GS
DB	3	DOZIER, Branden	A	6	79	67 GS
DB	28	TAYLOR, Nick	A	7	66	62 GS
DB	31	ROBERSON, Tre	A	5	47	47 GS
DB	32	WALL, Titus	A	2	17	17 GS
DL	95	HOWSARE, Julian	A	5	70	54 GS
DL	41	ROSE, Mike	A	6	58	57 GS
DL	91	ADEYEMI-BERGLUND, I	N	3	40	9 GS
DL	97	WIGGAN, Derek	N	8	118	85 GS
LB	4	JUDGE, Cameron	N	6	72	50 GS
LB	57	AWE, Micah	A	6	71	57 GS
K	30	PAREDES, René	N	12	201	0 N
P	24	GRACE, Cody	G	3	37	0 N

BC LIONS		CAREER PROFILE:				
POS	#	PLAYER	ST	YR	GP	GS Wk 9
OL	51	COUTURE, Michael	N	7	101	46 GS
OL	54	PEIRSON, Andrew	N	5	46	16 GS
OL	59	PERKINS, Kent	A	3	39	39 GS
OL	65	CHUNGH, Sukh	N	8	115	115 GS
OL	69	BROXTON, Jarell	A	3	12	12 GS
QB	3	ADAMS JR., Vernon	A	7	83	41 N
RB	25	MIZELL, Taquan	A	1	6	6 GS
Rec	4	HATCHER, Keon	A	3	30	29 GS
Rec	7	WHITEHEAD, Lucky	A	4	48	48 GS
Rec	13	HOLLINS, Alexander	A	2	12	12 GS
Rec	19	RHYMES, Dominique	A	6	68	61 GS
Rec	86	COTTOY, Jevon	N	4	56	51 GS
DB	1	PETERS, Garry	A	7	95	88 GS
DB	6	LEE, T.J.	A	9	117	116 GS
DB	14	SAYLES, Marcus	A	5	73	72 GS
DB	29	EDWARDS-COOPER, J	A	3	24	24 GS
DB	33	RUGAMBA, Emmanuel	A	2	18	18 GS
DB	36	MAUGER, Quincy	A	2	16	16 GS
DL	58	BARON, Woody	A	5	64	60 GS
DL	90	BETTS, Mathieu	N	4	45	35 GS
DL	91	CHERRY, Nathan	N	2	25	8 GS
DL	47	TEUHEMA, Sione	A	2	22	12 GS
LB	20	LOKOMBO, Bo	N	8	111	52 GS
LB	46	HLADIK, Ben	N	3	40	21 GS
K	10	WHYTE, Sean	N	14	194	0 N
P	11	FLINTOFT, Stefan	A	3	38	0 DA

KEY 2023 STATISTICS & RANKINGS

QB STARTERS	CAREER W-L RECORD			IN 2023:			
	W	L	T	CGY	W	L	T
ADAMS JR, Vernon	26	15	0	5-3	5	1	0
CGY	W	L	T	BC	W	L	T
MAIER, Jake	10	10	0	1-2	3	5	0

KEY STATS & RANKINGS IN 2023					TO WEEK #10	
BC	PTS FOR	PTS ALL	NET OFF	OPP NET	T/O Ratio	
	24.5 3rd	18.0 1st	351 3rd	294 1st	0 5th	
CGY	PTS FOR	PTS ALL	NET OFF	OPP NET	T/O Ratio	
	23.8 4th	24.9 6th	343 5th	325 4th	-1 6th	

CFL CONTACTS

Lucas Barrett, Assoc. VP Communications (lbarrett@cfl.ca) Jeff Krever, Sr Dir. Player & Game Stats (jkrever@cfl.ca) Steve Daniel, Sr Dir. Football Analytics (sdaniel@cfl.ca)

2023 CANADIAN FOOTBALL LEAGUE · SCHEDULE & RESULTS BY TEAM

BC	Tm	PF	Opp	PA	Record	Hm Att
10 Jun 08	A BC	25	CGY	15	W 1-0	
16 Jun 17	H BC	22	EDM	0	W 2-0	33,103
18 Jun 22	A BC	30	WPG	6	W 3-0	
24 Jul 03	A BC	24	TOR	45	L 3-1	
28 Jul 09	H BC	35	MTL	19	W 4-1	20,106
35 Jul 22	H BC	19	SSK	9	W 5-1	23,902
39 Jul 29	A BC	27	EDM	0	W 6-1	
41 Aug 03	A BC	14	WPG	50	L 6-2	
47 Aug 12	H BC		CGY			
52 Aug 20	A BC		SSK			
55 Aug 26	H BC		HAM			
57 Sep 02	A BC		MTL			
68 Sep 16	H BC		OTT			
70 Sep 22	A BC		EDM			
74 Sep 29	H BC		SSK			
78 Oct 06	H BC		WPG			
81 Oct 13	A BC		HAM			
85 Oct 20	H BC		CGY			

HAMILTON	Tm	PF	Opp	PA	Record	Hm Att
11 Jun 09	A HAM	31	WPG	42	L 0-1	
17 Jun 18	A HAM	14	TOR	32	L 0-2	
19 Jun 23	H HAM	12	MTL	38	L 0-3	23,180
27 Jul 08	H HAM	21	OTT	13	W 1-3	21,331
29 Jul 13	A HAM	37	EDM	29	W 2-3	
34 Jul 21	H HAM	15	TOR	31	L 2-4	24,312
37 Jul 28	A HAM	16	OTT	12	W 3-4	
43 Aug 05	H HAM	14	MTL	27	L 3-5	21,467
49 Aug 17	H HAM		EDM			
55 Aug 26	A HAM		BC			
59 Sep 04	H HAM		TOR			
61 Sep 08	A HAM		OTT			
67 Sep 16	H HAM		WPG			
72 Sep 23	A HAM		TOR			
76 Sep 30	H HAM		CGY			
79 Oct 07	A HAM		SSK			
81 Oct 13	H HAM		BC			
89 Oct 28	A HAM		MTL			

Saskatchewan	Tm	PF	Opp	PA	Record	Hm Att
13 Jun 11	A SSK	17	EDM	13	W 1-0	
15 Jun 16	H SSK	27	WPG	45	L 1-1	28,299
20 Jun 24	A SSK	29	CGY	26	W 2-1	
25 Jul 06	H SSK	12	EDM	11	W 3-1	27,197
32 Jul 16	H SSK	31	CGY	33	L 3-2	28,842
35 Jul 22	A SSK	9	BC	19	L 3-3	
38 Jul 29	A SSK	13	TOR	31	L 3-4	
44 Aug 06	H SSK	26	OTT	24	W 4-4	26,625
46 Aug 11	A SSK		MTL			
52 Aug 20	H SSK		BC			
58 Sep 03	H SSK		WPG			
63 Sep 09	A SSK		WPG			
66 Sep 15	H SSK		EDM			
69 Sep 22	A SSK		OTT			
74 Sep 29	A SSK		BC			
79 Oct 07	H SSK		HAM			
82 Oct 13	A SSK		CGY			
86 Oct 21	H SSK		TOR			

CALGARY	Tm	PF	Opp	PA	Record	Hm Att
10 Jun 08	H CGY	15	BC	25	L 0-1	18,131
14 Jun 15	A CGY	26	OTT	15	W 1-1	
20 Jun 24	H CGY	26	SSK	29	L 1-2	24,923
26 Jul 07	A CGY	11	WPG	24	L 1-3	
32 Jul 16	A CGY	33	SSK	31	W 2-3	
36 Jul 23	H CGY	41	OTT	43	L 2-4	21,226
40 Jul 30	A CGY	18	MTL	25	L 2-5	
42 Aug 04	H CGY	20	TOR	7	W 3-5	19,234
47 Aug 12	A CGY		BC			
50 Aug 18	H CGY		WPG			
54 Aug 25	A CGY		TOR			
60 Sep 04	H CGY		EDM			
64 Sep 09	A CGY		EDM			
71 Sep 23	H CGY		MTL			
76 Sep 30	A CGY		HAM			
82 Oct 13	H CGY		SSK			
85 Oct 20	A CGY		BC			
88 Oct 27	H CGY		WPG			

MONTREAL	Tm	PF	Opp	PA	Record	Hm Att
12 Jun 10	H MTL	19	OTT	12	W 1-0	20,865
19 Jun 23	A MTL	38	HAM	12	W 2-0	
23 Jul 01	H MTL	3	WPG	17	L 2-1	15,088
28 Jul 09	A MTL	19	BC	35	L 2-2	
30 Jul 14	H MTL	27	TOR	35	L 2-3	16,151
40 Jul 30	H MTL	25	CGY	18	W 3-3	18,098
43 Aug 05	A MTL	27	HAM	14	W 4-3	
46 Aug 11	H MTL		SSK			
51 Aug 19	A MTL		OTT			
53 Aug 24	A MTL		WPG			
57 Sep 02	H MTL		BC			
62 Sep 09	A MTL		TOR			
65 Sep 15	H MTL		TOR			
71 Sep 23	A MTL		CGY			
75 Sep 30	A MTL		OTT			
80 Oct 09	H MTL		OTT			
83 Oct 14	A MTL		EDM			
89 Oct 28	H MTL		HAM			

TORONTO	Tm	PF	Opp	PA	Record	Hm Att
17 Jun 18	H TOR	32	HAM	14	W 1-0	15,967
21 Jun 25	A TOR	43	EDM	31	W 2-0	
24 Jul 03	H TOR	45	BC	24	W 3-0	12,473
30 Jul 14	A TOR	35	MTL	27	W 4-0	
34 Jul 21	A TOR	31	HAM	15	W 5-0	
38 Jul 29	H TOR	31	SSK	13	W 6-0	11,555
42 Aug 04	A TOR	7	CGY	20	L 6-1	
48 Aug 13	H TOR		OTT			
54 Aug 25	H TOR		CGY			
59 Sep 04	A TOR		HAM			
62 Sep 09	H TOR		MTL			
65 Sep 15	A TOR		MTL			
72 Sep 23	H TOR		HAM			
73 Sep 29	A TOR		WPG			
77 Oct 06	H TOR		EDM			
84 Oct 14	H TOR		OTT			
86 Oct 21	A TOR		SSK			
90 Oct 28	A TOR		OTT			

EDMONTON	Tm	PF	Opp	PA	Record	Hm Att
13 Jun 11	H EDM	13	SSK	17	L 0-1	32,233
16 Jun 17	A EDM	0	BC	22	L 0-2	
21 Jun 25	H EDM	31	TOR	43	L 0-3	20,817
22 Jun 30	A EDM	7	OTT	26	L 0-4	
25 Jul 06	A EDM	11	SSK	12	L 0-5	
29 Jul 13	H EDM	29	HAM	37	L 0-6	21,173
33 Jul 20	A EDM	14	WPG	28	L 0-7	
39 Jul 29	H EDM	0	BC	27	L 0-8	24,613
45 Aug 10	H EDM		WPG			
49 Aug 17	A EDM		HAM			
56 Aug 27	H EDM		OTT			
60 Sep 04	A EDM		CGY			
64 Sep 09	H EDM		CGY			
66 Sep 15	A EDM		SSK			
70 Sep 22	H EDM		BC			
77 Oct 06	A EDM		TOR			
83 Oct 14	H EDM		MTL			
87 Oct 21	A EDM		WPG			

OTTAWA	Tm	PF	Opp	PA	Record	Hm Att
12 Jun 10	A OTT	12	MTL	19	L 0-1	
14 Jun 15	H OTT	15	CGY	26	L 0-2	18,251
22 Jun 30	H OTT	26	EDM	7	W 1-2	18,145
27 Jul 08	A OTT	13	HAM	21	L 1-3	
31 Jul 15	H OTT	31	WPG	28	W 2-3	18,144
36 Jul 23	A OTT	43	CGY	41	W 3-3	
37 Jul 28	H OTT	12	HAM	16	L 3-4	19,243
44 Aug 06	A OTT	24	SSK	26	L 3-5	
48 Aug 13	A OTT		TOR			
51 Aug 19	H OTT		MTL			
56 Aug 27	A OTT		EDM			
61 Sep 08	H OTT		HAM			
68 Sep 16	A OTT		BC			
69 Sep 22	H OTT		SSK			
75 Sep 30	H OTT		MTL			
80 Oct 09	A OTT		MTL			
84 Oct 14	A OTT		TOR			
90 Oct 28	H OTT		TOR			

WINNIPEG	Tm	PF	Opp	PA	Record	Hm Att
11 Jun 09	H WPG	42	HAM	31	W 1-0	29,057
15 Jun 16	A WPG	45	SSK	27	W 2-0	
18 Jun 22	H WPG	6	BC	30	L 2-1	25,662
23 Jul 01	A WPG	17	MTL	3	W 3-1	
26 Jul 07	H WPG	24	CGY	11	W 4-1	30,561
31 Jul 15	A WPG	28	OTT	31	L 4-2	
33 Jul 20	H WPG	28	EDM	14	W 5-2	28,512
41 Aug 03	H WPG	50	BC	14	W 6-2	30,874
45 Aug 10	A WPG		EDM			
50 Aug 18	A WPG		CGY			
53 Aug 24	H WPG		MTL			
58 Sep 03	A WPG		SSK			
63 Sep 09	H WPG		SSK			
67 Sep 16	A WPG		HAM			
73 Sep 29	H WPG		TOR			
78 Oct 06	A WPG		BC			
87 Oct 21	H WPG		EDM			
88 Oct 27	A WPG		CGY			

CFL GAME NOTES

Each week the CFL publishes its 'Game Notes' which offer the most recent statistics, analytics, trends and other data relevant to each game that week. As time permits, we provide as much historical information as possible to support broadcasts, media and staff.

CFL Stats:
Steve Daniel **Jeff Krever**

2023 RESULTS ANALYSIS

2023 INTER-DIVISIONAL:	GAMES PLAYED: 35
- Wins by East Div. Teams	ATTENDANCE / AVG 789,360 22,553
- Wins by West Div. Teams	DECIDED BY ...
2023 POST-BYE GAMES:	- In the Last 3 minutes . . . 15
- Won When Coming Off Bye	- Margins of 0-4 points 8
	- Margins of 10+ points 22

CFL HEAD-TO-HEAD RIVALRY



BC VS CALGARY



MATCHUPS - 2014 TO 2023:

HEAD-TO-HEAD - 2014-23:		
KEY STATISTICS	BC	CGY
GAMES SINCE 2014:	22	
NO OF WINS	7	15
Decided in Last 3:00	12	
Decided by 0-4 Pts	7	
Total points	435	602
Average points	19.8	27.4

ALL-TIME SERIES:

TOTAL GAMES
203

SITES
100 BC
103 CGY

ALL-TIME SERIES:				
TEAMS	W	L	T	
BC	86	112	5	
CGY	112	85	5	

HOME	W	L	T
BC	47	50	3
CGY	62	39	2

AWAY	W	L	T
BC	39	62	2
CGY	50	47	3

1954 TO 2023:

IN 2023:	
W	L
1	0
0	0

W	L
0	0
0	1

W	L
1	0
0	0

SEASON SERIES - 2023

IN 2023 - GP: 1			
KEY STATS/WINS		BC	CGY
		1	0
Totals:	Points	25	15
	First downs	27	16
	Turnovers	2	1
	Sacks Allowed	0	3
	TOP	33:50	26:10
Per Gm:	Net Offence	421	249
	Rushing yards	123	95
	Passing yards	300	175

KEY STATS - 2014 TO 2023:		
	BC	CGY
Net Offence	348	351
Rushing yards	87.1	89.9
Passing yards	276	274
Turnovers	2.5	1.2
Sacks Allowed	2.0	1.3
Time of Possession	30:13	29:45

ALL-TIME SERIES - 1961 TO 2023:			
HIGHS & LOWS	BC	CGY	
Most Points Scored	52	62	
Largest Win	+44	+46	

IN 2023 - SCORING						
TEAM	1	2	3	4	OT	TOT
BC	7	6	1	11		25
CALGARY	0	3	3	9		15

GAME-BY-GAME STATISTICS:

SCHEDULE & GAME DETAILS					
GM DATE	Site	BC	CGY	Diff	LC L3
85 Oct 20/23	CGY				
47 Aug 12/23	BC				
10 Jun 10/23	CGY	25	15	10	0 yes
70 Sep 24/22	BC	11	25	14	0 ---
67 Sep 17/22	CGY	31	29	2	2 yes
47 Aug 13/22	CGY	41	40	1	2 yes
57 Nov 12/21	BC	23	33	10	3 ---
43 Oct 16/21	BC	10	39	29	1 ---
5 Aug 12/21	CGY	15	9	6	0 yes
90 Nov 02/19	BC	16	21	5	0 yes
19 Jun 29/19	CGY	32	36	4	1 yes
90 Nov 03/18	BC	9	26	17	0 ---
78 Oct 13/18	CGY	26	21	5	2 yes
40 Aug 04/18	CGY	18	27	9	1 ---
61 Sep 16/17	CGY	13	27	14	0 ---
45 Aug 18/17	BC	17	21	4	2 yes
43 Aug 19/16	BC	9	37	28	0 ---
32 Jul 29/16	CGY	41	44	3	1 yes
13 Jun 25/16	BC	20	18	2	1 yes
89 Nov 07/15	BC	7	28	21	1 ---
58 Sep 18/15	CGY	23	35	12	0 ---
88 Nov 07/14	BC	16	33	17	0 ---
66 Sep 27/14	CGY	7	14	7	1 yes
32 Aug 01/14	CGY	25	24	1	2 yes

BC		GAME STATISTICS:						
Res/BL	QB Start	FD	Net Rush	Pass	TO	SA	TOP	
W	+3 Adams Jr.	27	421	123	300	2	0 33:50	
L	0 Adams Jr.	15	278	78	217	1	5 25:58	
W	+3 Adams Jr.	27	385	123	294	1	4 35:28	
W	+3 Rourke	31	513	45	488	2	2 35:11	
L	+6 Reilly	27	466	127	340	3	3 31:49	
L	+6 Reilly	19	309	70	260	3	3 28:10	
W	+2 Reilly	21	426	97	342	3	2 30:54	
L	0 O'Brien	20	328	91	254	4	0 29:17	
L	+21 Reilly	34	445	91	354	1	2 37:11	
L	0 Lulay	17	292	48	258	3	2 29:56	
W	+16 Lulay	16	317	123	196	3	1 31:00	
L	+3 Lulay	18	332	54	281	3	0 28:03	
L	0 Jennings	14	207	77	167	3	4 28:02	
L	+2 Jennings	18	269	56	240	4	2 28:02	
L	0 Jennings	12	221	69	172	2	3 22:15	
L	+15 Jennings	24	463	69	396	4	0 33:07	
W	+2 Jennings	26	290	86	248	1	3 31:11	
L	+1 Lulay	12	283	80	209	1	1 26:57	
L	0 Beck	20	377	55	334	6	1 27:08	
L	0 Glenn	22	402	122	312	3	5 29:38	
L	+7 Glenn	15	241	125	140	2	1 28:59	
W	+7 Glenn	19	384	108	277	1	1 32:43	

CALGARY		GAME STATISTICS:						
Res/BL	QB Start	FD	Net Rush	Pass	TO	SA	TOP	
L	0 Maier	16	249	95	175	1	3 26:10	
W	+22 Maier	21	436	144	294	0	0 34:02	
L	+3 Maier	22	388	87	301	0	0 24:32	
L	+17 Mitchell	17	286	83	203	2	0 24:49	
W	+13 Mitchell	22	356	109	264	1	2 28:11	
W	+29 Mitchell	20	370	100	270	1	0 31:50	
L	0 Mitchell	17	331	67	290	5	3 29:06	
W	+11 Mitchell	17	315	36	283	1	1 30:13	
W	+4 Mitchell	23	353	30	345	1	2 22:49	
W	+25 Mitchell	20	389	145	278	0	0 30:04	
L	+1 Mitchell	13	230	38	215	4	2 29:00	
W	+17 Mitchell	23	436	72	370	0	1 31:57	
W	+17 Mitchell	18	328	96	240	0	1 31:58	
W	+9 Mitchell	14	312	78	237	1	0 31:58	
W	+28 Mitchell	24	418	80	342	0	0 37:45	
W	+3 Mitchell	24	430	103	364	2	4 26:53	
L	+11 Mitchell	16	256	50	233	2	3 28:49	
W	+21 Tate	24	383	135	260	0	2 33:03	
W	+14 Mitchell	19	314	54	268	1	0 32:52	
W	+17 Tate	24	469	55	414	1	0 30:22	
W	+7 Tate	15	337	189	162	1	3 31:01	
L	+11 Mitchell	18	336	132	227	3	1 27:17	



CFL-Wide Trends in 2023

WPG@EDM SSK@MTL CGY@BC OTT@TOR

CFL Week #: 10

Bye Week: HAM

CFL A/T Gm: 5908 to 5911

Produced by: CFL Stats (sd/jk)

BC vs Calgary - Notes & Highlights in Meeting #204:

BC Coming Off a Loss: The Lions seek to avoid 2 straight defeats - they have lost 2 in a row only once in their last 27 games. In the game after each of their last 5 losses, they have **bounced back to win their next game**.

The Importance of Leading After Q3: Calgary's 3-5 record splits clearly around who leads with 15:00 to play. They are 3-0 when ahead and 0-5 when trailing after the 3rd Quarter. Last year they **won 3 times when trailing going into Q4**.

BC's split is the same in 2023 - **6-0** when ahead and **0-2** when trailing into Q4. BC is **2-27** when Trailing After Q4 since 2019.

5 in a row at home: BC has a 5-game home win streak - their longest since a 12-game winning run in a row ended in **2013**.

Calgary Passing 'In-Depth' (92%): Last week, Calgary's passing game was outstanding as **Jake Maier** set an all-time team record with 22-of-24 for **91.7%** (Min. 20 atts). *Inside the numbers* shows that only one pass was thrown deeper than 8 yards that day and the total depth added up to just 63 yards (**2.6 yards per att**). Of the 24 throws, 20 were within 5 yards of the LOS.

BC Defence Splits: After BC's loss at Winnipeg, here's how the game data divides up:

Defence #s	Tot PA	Avg Pts	Opp Poss	TD Drv	Net Yards	Avg	2nd D Cnv%	Ints
In 6 Wins	49	8.2	84	2	1,448	241	34%	6
In 2 Losses	95	47.5	30	9	905	453	47%	1
Total	144	18.0	114	11	2,353	294	37%	7

Great Calgary Defence Last Week: The Stampeders stopped Toronto's 6-game win streak by shutting them out across the final 45:00 last week. Toronto had just 72 yards and 4 first downs in the 2nd half with Chad Kelly on the sidelines. Calgary forced 2 T/Os and 8 kicks in 11 Argos possessions and ran no play closer than the **Calgary 22-yard line** at any time.

BC Sacks Differential: The Lions over their first 5 games made **21 Sacks** and allowed just 10 (+**11**). Over the last 3 games that +11 differential has slipped to **-7** (4 Sacks For, 11 Allowed).

Diedrick Mills: Recorded personal and CFL season-high last week with 137 rushing yards on **27 carries**. That is the most carries in a game in the CFL since Andrew Harris had 27 in July 2018.

Calgary In Close Late Games: The Stampeders have had 6 of their 8 games go down to the **last 3:00** but are just 2-4 in them. They have two losses by 3 points or less. In their last 7 games, no lead has been more than a 2-possession game (14 pts or less).

Season Series - BC vs CGY: This game marks their 204th meeting since 1954 with the 2023 season series at stake. The Lions look to capture that series for the **2nd year in a row** - something they have not done since **2011-2012**.

Game #1: BC won 25-15 in the CFL season opener leading throughout and by as much as 16 points. Vernon Adams Jr. had his season-high of 300 yards passing and Dominique Rhymes 109 yards and 2 TDs. BC posted season-highs of

Vernon Adams Jr.: Likely returns to start this week and in 12 starts is 9-3 with BC overall. He starts against Calgary for the 9th time (5-3), the most starts vs any rival in his career **26-15 W-L Record**.

5-1 vs the West: BC's' **5-1 .833** mark vs West Div. rivals is their best since 2007 when they went **8-1-1 .850** under Wally Buono.

Last game vs Toronto 39:12 TOP: The Stamps dominated time of possession with a CFL season-high 39:12.



BC vs Calgary - Notes & Highlights in Meeting #204:

Dickenson at 11-6 vs BC: Calgary's Head Coach Dave Dickenson has a career record of **76-34-2 .688** in regular season including 11-6 vs BC.

Sean Whyte #3: Has a current active FG made streak of 17 in a row and has missed just once this season (from 52 yards out). Whyte's **87.5%** career mark for his career is just behind Rene Paredes at #2 with 87.6%.

René Paredes #2: Rene Paredes is on a current run of 15 consecutive FGs made - of those 15, **4 have been from 50+ yards**. Paredes has made two 50+ FGs in a game twice in 2023.

Rick Campbell Game #149: Campbell has a career head coaching record of 67-79-2 including a 6-11-2 mark vs Calgary. As BC's head coach he is now at 23-17 . 575 in his first 40 games.

Terry Williams at #2: Williams trails CFL leader Mario Alford by just 80 combined yards to Week #9. He has 1,002 total yards and 991 kick return yards.



BC LIONS

BC ADAMS JR, Vernon

2023 QB DATA & ANALYSIS:

Drive Data:

OPPT	CAREER PASSING STATISTICS:								CAREER STARTS:			
	Att	Com	Pct	Yards	Int	TD	300	Effic	GS	W	L	T
BC	61	34	55.7	502	3	1	0	67.8	2	1	1	0
CGY	261	166	63.6	1,975	6	7	2	86.0	8	5	3	0
EDM	142	94	66.2	1,296	4	6	1	97.6	5	4	1	0
HAM	163	93	57.1	1,192	5	9	0	85.7	6	3	3	0
MTL	29	22	75.9	308	0	1	0	121.0	1	1	0	0
OTT	137	96	70.1	1,323	2	11	2	121.4	6	5	1	0
SSK	65	35	53.8	559	1	2	1	86.6	3	2	1	0
TOR	162	112	69.1	1,626	9	12	3	103.1	6	2	4	0
WPG	147	90	61.2	1,259	5	9	1	95.0	4	3	1	0
TOTAL	1,167	742	63.6	10,040	35	58	10	95.0	41	26	15	0
HOME	482	296	61.4	4,006	10	18	5	91.7	19	13	6	0
AWAY	685	446	65.1	6,034	25	40	5	97.3	22	13	9	0
YEAR												
2023	167	119	71.3	1,548	8	9	3	98.1	6	5	1	0
2022	219	139	63.5	1,798	3	7	1	94.1	8	4	4	0
2021	153	96	62.7	1,158	6	5	2	80.5	4	2	2	0

Gm	Date	Opp	BASE PASSING STATS:					Starts			TD Q4		
			Att	Com	Yds	Int	TD	W	L	QS	Poss	Drv	GW
10	Jun 08	A CGY	36	28	300	1	2	W		0	13	3	0
16	Jun 17	H EDM	35	25	324	1	1	W		1	13	1	0
18	Jun 22	A WPG	29	20	237	0	2	W		3	12	3	0
24	Jul 03	A TOR	39	24	388	6	3		L	3	17	3	0
28	Jul 09	H MTL	26	21	291	0	1	W		3	14	3	0
35	Jul 22	H SSK	2	1	8	0	0	W		2	3	0	0
39	Jul 29	A EDM									0		
41	Aug 03	A WPG									0		
47	Aug 12	H CGY											
52	Aug 20	A SSK											
55	Aug 26	H HAM											
57	Sep 02	A MTL											
68	Sep 16	H OTT											
70	Sep 22	A EDM											
74	Sep 29	H SSK											
78	Oct 06	H WPG											
81	Oct 13	A HAM											
85	Oct 20	H CGY											
2023 TOTALS			167	119	1,548	8	9	5	1	12	72	13	0
PASSING:													
- Home			63	47	623	1	2	3	0	6	18% TD%		
- Away			104	72	925	7	7	2	1	6			
300+ - In 2023:			3							12	Q4 GW Drives:		
300+ - Career:			10							103	Career 4		

CAREER-HIGHS & OTHER DATA		GP:	81
Yards	488 Sep 21/19 vs WPG	300	10
TDs	4 2x: Last Sep 3/21	400	2
2023 Most Consecutive Completions:			
Com	9 3x Latest: Jun 22/23		

QS TAKEN	103
Year	QS
2023	12
To '22	91

BC EVANS, Dane

2023 QB DATA & ANALYSIS:

Drive Data:

OPPT	CAREER PASSING STATISTICS:								CAREER STARTS:			
	Att	Com	Pct	Yards	Int	TD	300	Effic	GS	W	L	T
BC	103	67	65.0	767	3	3	0	84.9	3	2	1	0
CGY	119	87	73.1	1,029	3	5	2	102.5	3	1	2	0
EDM	125	91	72.8	1,140	3	8	2	112.1	4	3	1	0
HAM	0								0			
MTL	145	104	71.7	1,423	3	9	2	114.8	5	3	2	0
OTT	149	101	67.8	1,448	4	4	3	96.8	4	4	0	0
SSK	132	77	58.3	998	8	4	0	67.0	3	1	2	0
TOR	172	124	72.1	1,534	7	7	2	95.9	5	2	3	0
WPG	153	100	65.4	1,130	6	8	2	88.4	4	2	2	0
TOTAL	1,098	751	68.4	9,469	37	48	13	95.5	31	18	13	0
HOME	492	336	68.3	4,397	16	25	9	99.6	13	10	3	0
AWAY	606	415	68.5	5,072	21	23	4	92.2	18	8	10	0
YEAR												
2023	79	53	67.1	662	3	3	1	89.7	2	1	1	0
2022	457	305	66.7	3,883	16	16	4	90.2	14	6	8	0
2021	91	59	64.8	661	1	5	0	100.1	3	2	1	0

Gm	Date	Opp	BASE PASSING STATS:					Starts			TD Q4		
			Att	Com	Yds	Int	TD	W	L	QS	Poss	Drv	GW
10	Jun 08	A CGY	0										
16	Jun 17	H EDM	0										
18	Jun 22	A WPG	1	0	0	0	0			0	2	0	0
24	Jul 03	A TOR	0										
28	Jul 09	H MTL	0										
35	Jul 22	H SSK	25	16	219	1	1			2	13	1	0
39	Jul 29	A EDM	32	25	330	0	2	W		5	13	2	0
41	Aug 03	A WPG	21	12	113	2	0		L	0	7	0	4
47	Aug 12	H CGY											
52	Aug 20	A SSK											
55	Aug 26	H HAM											
57	Sep 02	A MTL											
68	Sep 16	H OTT											
70	Sep 22	A EDM											
74	Sep 29	H SSK											
78	Oct 06	H WPG											
81	Oct 13	A HAM											
85	Oct 20	H CGY											
2023 TOTALS			79	53	662	3	3	1	1	7	35	3	4
PASSING:													
- Home			25	16	219	1	1	0	0	2	9% TD%		
- Away			54	37	443	2	2	1	1	5			
300+ - In 2023:			1							7	Q4 GW Drives:		
300+ - Career:			13							75	Career 7		

CAREER-HIGHS & OTHER DATA		GP:	70
Yards	452 Oct 19/19 vs OTT	300	13
TDs	5 Sep 17/22 vs WPG	400	3
2023 Most Consecutive Completions:			
Com	7 2x Latest: Jul 29/23		

QS TAKEN	75
Year	QS
2023	7
To '22	68

BC - ALL-TIME PASSING LEADERS TO 2022

Player	Yards	TD	Player	Yards	TD	Player	Yards	TD
Allen, Damon	27,621	136	Jennings, Jonathon	12,497	66	Moorhead, Don	8,689	42
Dewalt, Roy	22,863	129	Paopao, Joe	11,508	76	Dunigan, Matt	8,285	53
Lulay, Travis	21,352	126	Flutie, Doug	9,579	54	Reilly, Michael	7,876	38
Kapp, Joe	16,536	97	Printers, Casey	9,185	58	McManus, Danny	7,526	37
Dickenson, Dave	13,573	90	Pierce, Buck	8,964	51	Brothers, Paul	7,141	35



CALGARY

CGY MAIER, Jake

2023 QB DATA & ANALYSIS:

Drive Data:

OPPT	CAREER PASSING STATISTICS:								CAREER STARTS:			
	Att	Com	Pct	Yards	Int	TD	300	Effic	GS	W	L	T
BC	108	73	67.6	760	1	4	1	96.2	3	1	2	0
CGY	0								0			
EDM	103	71	68.9	879	1	4	1	104.0	3	2	1	0
HAM	44	35	79.5	331	3	3	0	94.0	1	0	1	0
MTL	78	44	56.4	617	4	1	1	65.0	2	1	1	0
OTT	72	51	70.8	797	3	5	2	113.0	2	1	1	0
SSK	114	72	63.2	913	4	5	1	88.1	4	3	1	0
TOR	66	53	80.3	480	3	1	0	85.4	2	2	0	0
WPG	112	77	68.8	900	2	4	1	97.3	3	0	3	0
TOTAL	697	476	68.3	5,677	21	27	7	93.3	20	10	10	0
HOME	374	247	66.0	2,988	15	18	5	89.7	11	5	6	0
AWAY	323	229	70.9	2,689	6	9	2	97.4	9	5	4	0
YEAR												
2023	272	174	64.0	2,077	11	8	3	80.2	8	3	5	0
2022	277	207	74.7	2,389	7	14	1	106.6	9	6	3	0
2021	148	95	64.2	1,211	3	5	3	92.5	3	1	2	0

Gm	Date	Opp	BASE PASSING STATS:					Starts			QS	TD Q4			
			Att	Com	Yds	Int	TD	W	L	Poss		Drv	GW		
10	Jun 08	H BC	36	20	165	1	1					2	14	1	0
14	Jun 15	A OTT	33	22	332	1	0		W			2	16	2	0
20	Jun 24	H SSK	35	18	288	3	1			L		0	16	2	0
26	Jul 07	A WPG	25	14	122	1	0			L		2	13	1	0
32	Jul 16	A SSK	37	26	315	1	2		W			1	15	3	1
36	Jul 23	H OTT	38	28	450	2	4			L		3	15	5	0
40	Jul 30	A MTL	44	24	256	2	0			L		3	13	0	0
42	Aug 04	H TOR	24	22	149	0	0		W			2	11	1	0
47	Aug 12	A BC													
50	Aug 18	H WPG													
54	Aug 25	A TOR													
60	Sep 04	H EDM													
64	Sep 09	A EDM													
71	Sep 23	H MTL													
76	Sep 30	A HAM													
82	Oct 13	H SSK													
85	Oct 20	A BC													
88	Oct 27	H WPG													
2023 TOTALS			272	174	2,077	11	8		3	5	15		113	15	1
PASSING:			- Home		133	88	1,052	6	6	1	3	7	13% TD%		
			- Away		139	86	1,025	5	2	2	2	8			
			300+ - In 2023: 3					QS - In 2023: 15					Q4 GW Drives:		
			300+ - Career: 7					QS - Career: 26					Career 3		

CAREER-HIGHS & OTHER DATA		GP:	37
Yards	450 Jul 23/23 vs OTT	300	7
TDs	4 Jul 23/23 vs OTT	400	1
2023 Most Consecutive Completions:			
Com	10 Aug 4/23 vs TOR		

QS TAKEN	26
Year	QS
2023	15
To '22	11

CGY STEVENS, Tommy

2023 QB DATA & ANALYSIS:

Drive Data:

OPPT	CAREER PASSING STATISTICS:								CAREER STARTS:			
	Att	Com	Pct	Yards	Int	TD	300	Effic	GS	W	L	T
BC	2	1	50.0	-3	0	0	0	37.5	0			
CGY	0								0			
EDM	0								0			
HAM	0								0			
MTL	0								0			
OTT	1	1	100.0	12	0	0	0	135.4	0			
SSK	6	5	83.3	35	0	1	0	151.4	0			
TOR	0								0			
WPG	5	1	20.0	5	0	0	0	22.9	0			
TOTAL	14	8	57.1	49	0	1	0	88.1	0			
HOME	7	6	85.7	32	0	1	0	140.2	0			
AWAY	7	2	28.6	17	0	0	0	36.0	0			
YEAR												
2023	5	2	40.0	8	0	0	0	42.1	0			
2022	9	6	66.7	41	0	1	0	113.7	0			

Gm	Date	Opp	BASE PASSING STATS:					Starts			QS	TD Q4			
			Att	Com	Yds	Int	TD	W	L	Poss		Drv	GW		
10	Jun 08	H BC	0									1			
14	Jun 15	A OTT	0												
20	Jun 24	H SSK	1	1	3	0	0					0	0	0	0
26	Jul 07	A WPG	4	1	5	0	0					0	1	0	0
32	Jul 16	A SSK	0												
36	Jul 23	H OTT	0												
40	Jul 30	A MTL	0												
42	Aug 04	H TOR	0												
47	Aug 12	A BC													
50	Aug 18	H WPG													
54	Aug 25	A TOR													
60	Sep 04	H EDM													
64	Sep 09	A EDM													
71	Sep 23	H MTL													
76	Sep 30	A HAM													
82	Oct 13	H SSK													
85	Oct 20	A BC													
88	Oct 27	H WPG													
2023 TOTALS			5	2	8	0	0		0	0	1		1	0	0
PASSING:			- Home		1	1	3	0	0	0	0	1	0% TD%		
			- Away		4	1	5	0	0	0	0				
			300+ - In 2023: 0					QS - In 2023: 1					Q4 GW Drives:		
			300+ - Career: 0					QS - Career: 2					Career 0		

CAREER-HIGHS & OTHER DATA		GP:	26
Yards	32 Oct 29/22 vs SSK	300	0
TDs	1 Oct 29/22 vs SSK	400	0
2023 Most Consecutive Completions:			
Com	1 Jun 24/23 vs SSK		

QS TAKEN	2
Year	QS
2023	1
To '22	1

CALGARY - ALL-TIME PASSING LEADERS TO 2022				AS OF WEEK #: 10	
Player	Yards	TD	Player	Yards	TD
Mitchell, Bo Levi	32,541	188	Keeling, Jerry	13,300	89
Burris, Henry	32,191	203	Crandell, Marcus	11,887	57
Flutie, Doug	20,551	140	Day, Eagle	11,810	61
Liske, Peter	16,741	106	Barrett, Danny	10,347	68
Garcia, Jeff	16,449	111	Dickenson, Dave	9,340	64



2023 CANADIAN FOOTBALL LEAGUE · GAME NOTES



CFL All-Time Passing Leaders to Week #: 9

Rk	Player	Last	Teams	CFL CAREER TO 2022:							CFL CAREER PASSING STATISTICS:							HIGHS:			
				GP	GS	W	L	T	Pct	Att	Com	Pct	Yards	Int	TD	LG	Effic	IC%	Gm	300	400
1	CALVILLO, Anthony	A 2013	LV, Ham, Mtl	329	277	167	110	0	.603	9,437	5,892	62.4	79,816	224	455	97	95.5	2.4	551	125	29
2	ALLEN, Damon	A 2007	Six teams	370	304	163	141	0	.536	9,138	5,158	56.4	72,381	278	394	109	83.8	3.0	490	65	13
3	BURRIS, Henry	A 2016	Cgy, Ssk, Ham, Ott	277	229	118	108	3	.522	7,452	4,649	62.4	63,639	227	373	100	93.6	3.0	504	93	17
4	RAY, Ricky	A 2018	Edm, Tor	235	219	112	106	1	.514	7,303	4,982	68.2	60,736	177	324	105	98.3	2.4	506	91	13
5	McMANUS, Danny	A 2006	Wp, BC, Ed, Ham, Cgy	298	191	103	86	2	.545	6,689	3,640	54.4	53,255	281	259	92	76.0	4.2	525	63	18
6	GLENN, Kevin	A 2018	7 Teams	286	208	103	104	1	.498	6,434	4,068	63.2	52,867	207	293	101	90.8	3.2	506	53	8
7	LANCASTER, Ron	A 1978	Ott, Ssk	288	257	158	92	7	.628	6,233	3,384	54.3	50,535	396	333	102	72.4	6.4	403	25	1
8	DUNIGAN, Matt	A 1996	Six teams	192	166	100	65	1	.605	5,476	3,057	55.8	43,857	211	303	89	84.4	3.9	713	62	16
9	FLUTIE, Doug	A 1997	BC, Cgy, Tor	135	126	94	32	0	.746	4,854	2,975	61.3	41,355	155	270	106	93.9	3.2	582	74	29
10	HAM, Tracy	A 1999	Edm, Tor, Bal, Mtl	215	176	115	60	1	.656	4,943	2,670	54.0	40,534	164	284	85	86.6	3.3	442	34	5
11	CLEMENTS, Tom	A 1987	Ott, Ham, Ssk, Wpg	182	169	99	65	5	.601	4,657	2,808	60.3	39,041	214	252	105	86.2	4.6	474	38	6
12	AUSTIN, Kent	A 1996	Ssk, BC, Tor, Wpg	148	125	65	59	1	.524	4,700	2,709	57.6	36,030	191	198	107	79.2	4.1	558	48	19
13	BROCK, Dieter	A 1984	Wpg, Ham	170	141	78	60	3	.564	4,535	2,602	57.4	34,830	158	210	98	82.8	3.5	450	37	7
14	REILLY, Michael	A 2021	BC, Edm	168	124	63	61	0	.508	4,134	2,768	67.0	34,805	105	181	108	97.0	2.5	511	54	9
15	MITCHELL, Bo Levi	A 2023	Cgy, Ham	168	120	91	27	2	.767	3,963	2,552	64.4	33,255	98	191	102	96.5	2.5	491	38	3
16	DURANT, Darian	A 2017	Ssk, Mtl	174	128	61	66	1	.480	4,001	2,500	62.5	31,740	115	164	87	88.9	2.9	500	38	7
17	ETCHEVERRY, Sam	A 1960	Mtl	122	122	64	57	1	.529	3,407	1,937	56.9	30,381	213	186	109	78.8	6.3	586	39	9
18	BURGESS, Tom	A 1995	Ott, Ssk, Wpg	172	119	53	65	1	.450	4,034	2,118	52.5	30,308	191	190	104	73.1	4.7	464	24	5
19	HARRIS, Trevor	A 2023	To, Ot, Ed, MI, Sk	166	101	51	48	2	.515	3,527	2,489	70.6	29,884	75	160	83	102.5	2.1	487	39	7
20	JOSEPH, Kerry	A 2014	Ott, Ssk, Tor, Edm	179	111	45	66	0	.405	3,532	2,061	58.4	28,097	126	148	95	83.0	3.6	436	34	3
21	COLLAROS, Zach	A 2023	Tor, Ham, Ssk, Wpg	131	105	67	38	0	.638	3,107	2,086	67.1	26,639	76	165	81	101.3	2.4	439	25	3
22	HOLLOWAY, Condr'g	A 1987	Ott, Tor, BC	181	100	53	45	2	.540	3,013	1,710	56.8	25,193	94	155	80	88.4	3.1	461	22	9
23	JACKSON, Russ	N 1969	Ott	166	137	85	47	5	.639	2,530	1,356	53.6	24,593	124	185	107	91.2	4.9	390	9	0
24	FALONEY, Bernie	A 1967	Edm, Ham, Mtl, BC	156	147	83	60	4	.578	2,876	1,493	51.9	24,264	201	151	96	68.9	7.0	406	7	1
25	DEWALT, Roy	A 1988	BC, Wpg, Ott	139	99	67	30	2	.687	3,130	1,803	57.6	24,147	96	132	90	83.5	3.1	504	24	8
26	BARRETT, Danny	A 1998	Cgy, Tor, BC, Ott	163	90	43	45	2	.489	3,078	1,656	53.8	23,419	93	135	83	80.7	3.0	601	27	6
26	DICKENSON, Dave	A 2008	Cgy, BC	143	76	54	21	1	.717	2,421	1,635	67.5	22,913	51	154	103	110.2	2.1	509	32	11
28	KAPP, Joe	A 1966	Cgy, BC	123	123	55	61	7	.476	2,709	1,476	54.5	22,725	129	136	106	79.3	4.8	433	8	1
29	WILKINSON, Tom	A 1981	Tor, BC, Edm	196	118	79	33	6	.695	2,661	1,613	60.6	22,579	126	154	87	87.5	4.7	438	8	1
30	PAOPAO, Joe	A 1990	BC, Ssk, Ott	138	94	38	54	2	.415	3,008	1,721	57.2	22,474	157	117	94	72.1	5.2	438	16	3
31	KERRIGAN, Mike	A 1996	Ham, Tor	154	83	35	47	1	.428	2,870	1,534	53.4	21,714	163	126	77	69.1	5.7	467	22	7
32	HUFNAGEL, John	A 1987	Cgy, Ssk, Wpg	162	81	31	46	4	.407	2,694	1,495	55.5	21,594	131	127	85	77.2	4.9	420	13	2
33	JONES, Khari	A 2005	BC, Wpg, Cgy, Ham	130	77	45	31	1	.591	2,648	1,513	57.1	21,383	104	145	83	85.2	3.9	462	29	3
34	LULAY, Travis	A 2018	BC	144	81	48	33	0	.593	2,613	1,658	63.5	21,352	75	126	100	93.1	2.9	436	21	3
35	LISKE, Peter	A 1975	Tor, Cgy, BC	105	89	43	46	0	.483	2,571	1,449	56.4	21,266	133	130	104	78.8	5.2	553	25	6
36	MOON, Warren	A 1983	Edm	94	59	41	17	1	.703	2,382	1,369	57.5	21,228	77	144	91	93.8	3.2	555	24	11
37	ARCHER, David	A 1998	Sac, Ott, Edm	82	72	30	41	1	.424	2,434	1,388	57.0	20,671	71	120	105	89.3	2.9	489	30	7
38	BELL, Kerwin	A 2001	Sac, Edm, Tor, Wpg	126	74	38	36	0	.514	2,559	1,560	61.0	19,537	80	101	99	84.8	3.1	501	25	4
39	NICHOLS, Matt	A 2021	Edm, Wpg, Ott	120	77	46	31	0	.597	2,469	1,645	66.6	18,907	63	108	95	93.5	2.6	390	15	0
40	BARNES, Joe	A 1986	Mtl, Ssk, Tor, Cgy	145	79	42	34	3	.551	2,454	1,350	55.0	18,491	117	94	100	72.2	4.8	495	14	3
41	KEELING, Jerry	A 1975	Cgy, Ott, Ham	229	104	53	48	3	.524	2,477	1,302	52.6	18,239	158	119	109	66.0	6.4	378	7	0
42	CRANDELL, Marcus	A 2008	Edm, Cgy, Ssk	153	64	25	39	0	.391	2,339	1,297	55.5	17,227	88	86	80	75.6	3.8	425	14	1
43	MAAS, Jason	A 2010	Edm, Ham, Mtl	198	62	26	36	0	.419	2,055	1,256	61.1	17,126	64	81	102	87.9	3.1	540	20	3
44	MASOLI, Jeremiah	A 2023	Edm, Ham, Ott	119	56	27	29	0	.482	1,945	1,293	66.5	16,675	54	82	84	95.7	2.8	438	30	4
45	PARKER, Jackie	A 1968	Edm, Tor, BC	177	123	75	46	2	.618	2,061	1,089	52.8	16,476	123	88	85	68.8	6.0	333	1	0
46	PLOEN, Kenny	A 1967	Wpg	158	135	82	52	1	.611	1,916	1,084	56.6	16,470	106	119	96	82.7	5.5	321	1	0
46	GARCIA, Jeff	A 1998	Cgy	78	61	42	19	0	.689	2,024	1,250	61.8	16,449	53	111	104	94.8	2.6	546	21	4
48	SLACK, Reggie	A 2003	Five teams	116	68	25	43	0	.368	2,188	1,241	56.7	16,173	75	84	86	78.7	3.4	444	11	1
49	TRIPUCKA, Frank	A 1963	Ssk, Ott	96	85	38	42	5	.476	1,930	1,090	56.5	15,506	136	87	92	68.3	7.0	422	4	1
50	PIERCE, Buck	A 2013	BC, Wpg	130	67	36	30	1	.545	1,869	1,200	64.2	15,289	63	76	92	89.2	3.4	406	11	1
51	JONAS, Don	A 1974	Tor, Wpg, Ham	77	63	28	33	2	.460	1,930	997	51.7	15,064	130	98	103	66.5	6.7	450	16	2
51	WADE, Sonny	A 1978	Mtl	118	71	26	40	5	.401	2,097	1,083	51.6	15,014	169	89	105	55.5	8.1	410	5	1
53	GREENE, Nealon	A 2006	Tor, Edm, Ssk, Mtl	142	74	36	38	0	.486	2,018	1,192	59.1	14,518	56	78	100	82.6	2.8	373	6	0
54	DAY, Eagle	A 1966	Wpg, Cgy, Tor	95	89	55	32	2	.629	1,753	1,015	57.9	14,405	71	74	100	81.8	4.1	390	8	0
55	FOGGIE, Rickey	A 2002	Five teams	164	43	20	22	1	.477	1,817	861	47.4	14,009	90	91	90	69.8	5.0	498	9	1
56	JENNINGS, Jonathon	A 2019	BC, Ott	90	50	22	28	0	.440	1,637	1,086	66.3	13,651	58	69	82	91.4	3.5	429	17	3
57	EALEY, Chuck	A 1978	Ham, Wpg, Tor	105	90	44	44	2	.500	1,726	955	55.3	13,326	69	82	89	79.5				

2023 CFL STATISTICS • ACTIVE RECEIVING LEADERS
TO CFL WEEK #: 9

ALL-TIME RECEIVING LDERS	Last	GP	Rec	Yards	Avg	TD	100	PerG
1 SIMON, Geroy	2013	238	1,029	16,352	15.9	103	63	68.7
2 STEGALL, Milt	2008	199	855	15,153	17.7	144	54	76.1
3 PITTS, Allen	2000	176	966	14,891	15.4	117	64	84.6
4 FLUTIE, Darren	2002	193	972	14,359	14.8	66	40	74.4
5 LEWIS, Nik	2017	226	1,051	13,778	13.1	71	30	61.0
6 VAUGHN, Terry	2006	212	1,006	13,746	13.7	73	35	64.8
7 CAHOON, Ben	2010	224	1,017	13,301	13.1	65	32	59.4
8 ELGAARD, Ray	1996	220	830	13,198	15.9	78	25	60.0
9 NARCISSE, Don	1999	216	919	12,366	13.5	75	34	57.3
10 MITCHELL, Derrell	2007	174	821	12,014	14.6	90	47	69.0
11 BRUCE III, Arland	2013	189	767	11,625	15.2	94	29	61.5
12 KELLY, Brian	1987	137	575	11,169	19.4	97	41	81.5
13 SCOTT, Tom	1984	169	649	10,837	16.7	88	40	64.1
14 COFFEY, TJ	1973	200	650	10,320	15.9	63	32	51.6
15 GREEN, S.J.	2019	170	716	10,222	14.3	60	30	60.1
16 WINFIELD, Earl	1997	130	573	10,119	17.7	75	41	77.8
17 DRESSLER, Weston	2018	161	715	10,026	14.0	60	31	62.3
18 COPELAND, J	2011	168	622	10,015	16.1	75	25	59.6
19 MOORE, Travis	2005	157	645	9,930	15.4	79	25	63.2
20 GABRIEL, Tony	1981	168	614	9,832	16.0	69	26	58.5
21 DIPIETRO, Rocky	1991	204	706	9,762	13.8	45	14	47.9
22 SANDUSKY, Jim	1998	165	586	9,737	16.6	69	31	59.0
23 EVANSHEN, Terry	1978	198	600	9,697	16.2	80	23	49.0
24 CLIMIE, Jock	2001	175	627	9,619	15.3	56	24	55.0
25 GORDON, Robert	2004	169	623	9,543	15.3	50	23	56.5
26 BOWMAN, Adarius	2018	141	692	9,491	13.7	49	36	67.3
27 PATTERSON, Hal	1967	145	460	9,473	20.6	64	34	65.3
28 YOUNG, Jim	1979	197	522	9,248	17.7	65	21	46.9
29 MURPHY, James	1990	121	573	9,036	15.8	61	37	74.7
30 ARCENEUX, Emmanuel	* 2022	154	621	8,966	14.4	58	26	58.2
31 ALEXANDER, Ray	1995	114	556	8,842	15.9	40	35	77.6
32 MASOTTI, Paul	1999	172	556	8,772	15.8	44	19	51.0
33 BROWN, Eddie	2002	160	532	8,663	16.3	60	21	54.1
34 ELLINGSON, Greg	* 2022	125	587	8,550	14.6	45	27	68.4
35 STAMPS, Fred	2015	138	536	8,411	15.7	54	29	60.9
36 FANTUZ, Andy	2017	148	637	8,363	13.1	44	16	56.5
37 POPLAWSKI, Joe	1986	129	549	8,341	15.2	48	20	64.7
38 RICHARDSON, Jamel	2015	124	605	8,340	13.8	52	24	67.3
39 BOYD, Jeff	1991	119	464	8,322	17.9	69	28	69.9
40 FORZANI, Tom	1983	172	553	8,285	15.0	62	14	48.2
41 JONES, Stephen	1994	142	439	8,256	18.8	86	24	58.1
42 SMITH, Darrell K.	1992	112	476	8,242	17.3	89	25	73.6
43 TAYLOR, Bobby	1973	144	521	8,223	15.8	50	22	57.1
44 HOUSE, Rick	1991	189	522	8,139	15.6	55	14	43.1
45 TOLBERT, Emanuel	1990	134	480	8,108	16.9	52	22	60.5
46 ARMSTRONG, Chris	1999	129	449	8,104	18.0	69	30	62.8
47 ELLIS, Craig	1993	121	580	7,757	13.4	58	20	64.1
48 EDWARDS, Terrence	2013	125	508	7,637	15.0	47	24	61.1
49 FAIRHOLM, Jeff	1996	128	426	7,465	17.5	59	21	58.3
50 WATKINS, Kerry	2012	112	515	7,431	14.4	48	23	66.3
51 MCDANIEL, Marquay	2018	134	562	7,366	13.1	37	16	55.0
52 ALPHIN, Gerald	1996	108	414	7,315	17.7	51	25	67.7
53 BURNHAM, Bryan	2022	105	476	7,212	15.2	42	20	68.7
54 WILLIAMS, David	1995	101	439	7,197	16.4	78	25	71.3
55 TUCKER, Jason	2008	102	388	7,046	18.2	59	22	69.1
56 CLEMONS, Michael	2000	185	682	7,015	10.3	46	14	37.9
57 PETERSON, Kamau	2011	160	534	6,879	12.9	29	11	43.0
58 GREER, Terry	1985	82	404	6,817	16.9	47	26	83.1
59 CLERMONT, Jason	2011	165	501	6,766	13.5	38	11	41.0
60 THELWELL, Ryan	2011	161	441	6,716	15.2	39	10	41.7
61 HERVEY, Ed	2006	118	476	6,715	14.1	43	20	56.9
62 HARRISON, Herman	1972	132	443	6,693	15.1	43	16	50.7
63 FERNANDEZ, Mervyn	1994	83	399	6,690	16.8	57	21	80.6
64 SHATTO, Dick	1965	159	466	6,684	14.3	52	14	42.0
65 WALKER, Derel	* 2022	92	474	6,681	14.2	34	21	72.6
66 MORREALE, Mike	2006	216	509	6,649	13.1	24	5	30.8
67 SAPUNJIS, Dave	1996	120	460	6,586	14.3	46	17	54.9
68 WILLIS, Larry	1993	89	358	6,585	18.4	40	23	74.0
69 GRANT, Tommy	1969	181	329	6,542	19.9	51	13	36.1
70 TREVATHAN, Mike	1998	116	411	6,476	15.8	46	9	55.8
98 HARRIS, Andrew	* 2022	189	604	5,442	9.1	31	5	28.8
112 DANIELS, DaVaris	* 2022	84	331	4,887	14.8	32	12	58.2

ACTIVE TOP 20	A/T	'22	GP	Tar	Rec	Yards	Avg	TD	100
1 ARCENEUX, Eman'l	30	EDM	154	961	621	8,966	14.4	58	26
2 ELLINGSON, Greg	34	WPG	125	870	587	8,550	14.6	45	27
3 WALKER, Derel	65	EDM	92	753	474	6,681	14.1	34	21
4 HARRIS, Andrew	98	TOR	189	756	604	5,442	9.0	31	5
5 DANIELS, DaVaris	112	TOR	84	527	331	4,887	14.8	32	12
6 LEWIS, Eugene	124	MTL	71	456	287	4,547	15.8	29	15
7 BEGELTON, Reggie	147	CGY	60	411	282	3,863	13.7	19	11
8 DEMSKI, Nic	157	WPG	106	450	317	3,745	11.8	27	5
9 RHYMES, Dominique	163	BC	68	388	237	3,706	15.6	23	13
10 WILLIAMS, D'haquille	180	SSK	51	372	209	3,494	16.7	21	16
11 EVANS, Shaq	223	SSK	54	313	184	2,882	15.7	7	7
12 ACKLIN, Jaelon	224	OTT	54	313	209	2,876	13.8	9	6
13 LAWLER, Kenny	230	EDM	43	267	179	2,838	15.9	16	7
14 WHITEHEAD, Lucky	241	BC	48	299	216	2,726	12.6	9	9
15 MOORE, Kyran	243	SSK	55	322	237	2,698	11.4	11	5
16 WHITE, Tim	273	HAM	38	271	175	2,442	14.0	12	8
17 WIENEKE, Jake	294	MTL	53	249	159	2,233	14.0	21	6
18 WOLITARSKY, Drew	298	WPG	71	253	172	2,216	12.9	15	0
19 AMBLES, Markeith	310	TOR	47	298	189	2,136	11.3	12	3
20 JOHNSON, Shaq	311	OTT	86	243	149	2,112	14.2	9	1
PLUS:									
SCHOEN, Dalton		WPG	26	164	104	2,051	19.7	20	7
ADDISON, Bralon		HAM	31	216	164	2,013	12.3	8	7
DUNBAR JR, Steven		HAM	37	237	145	1,981	13.7	11	1
JONES, Mike		MTL	76	230	138	1,966	14.2	6	5
GITTENS JR, Kurleigh		TOR	53	214	151	1,927	12.8	10	5
BEHAR, Nate		OTT	82	257	173	1,858	10.7	4	2
COTTOY, Jevon		BC	56	186	150	1,710	11.4	8	0
BAILEY, Rasheed		WPG	45	227	154	1,707	11.1	17	2
SHAFFER-BAKER, Kian		SSK	30	161	115	1,523	13.2	7	3



2023 CANADIAN FOOTBALL LEAGUE · GAME NOTES



CFL All-Time Individual Leaders to Wk #: 9

CFL SCORING	Last	GP	S	TD	C-2	C-1	FG	Pts
1 Lui Passaglia	2000	408	309	2	0	1,045	875	3,991
2 Paul McCallum	2016	340	167	0	0	812	722	3,145
3 Mark McLoughlin	2005	280	149	0	0	826	673	2,994
9 Terry Baker	2002	278	201	0	0	559	455	2,125
10 Rene Paredes	2023	201	36	0	0	437	518	2,027
11 Trevor Kennerd	1991	188	149	0	0	509	394	1,840
12 Sean Whyte	2023	194	57	0	0	439	440	1,816
13 Bernie Ruoff	1988	196	219	0	0	401	384	1,772

SOURCE OF OFFICIAL CFL ALL-TIME PLAYER STATISTICS

A/T Leaders listed here are based on the CFL's OFFICIAL All-Time Record Book. The data shown here are precise and based on year-by-year statistics as verified. Data appearing on our own CFL.ca website was affected by the 2015 change in our stats system and at times may vary. If so the data shown on CFL.ca is incorrect.

DEF. TACKLES	Last	GP	In 2022	DT	PerG
1 Willie Pless	1999	217		1,241	5.72
2 Michael O'Shea	2008	271		1,151	4.25
3 Alondra Johnson	2004	248		1,095	4.42
4 Chip Cox	2018	228		979	4.29
5 Barrin Simpson	2011	177		955	5.40
6 Adam Bighill	2023	172	39	856	4.98
7 Solomon Elimimian	2019	133		833	6.26
8 Eddie Davis	2009	236		801	3.39
9 Greg Battle	1998	180		766	4.26
10 Kevin Eiben	2012	182		722	3.97
11 Simoni Lawrence	2023	159	31	689	4.33
12 Don Wilson	1998	197		667	3.39
13 Calvin Tiggie	2001	127		662	5.21
14 Kyries Hebert	2018	173		650	3.76
15 Larry Wruck	1996	179		646	3.61
16 Brandon Smith	2019	157		643	4.10
18 Henoc Muamba	2023	135	0	610	4.52
36 Larry Dean	2023	98	53	518	5.29

QB SACKS	Last	GP	In 2022	QS	PerG
1 Grover Covington	1991	168		157	0.93
2 Elfrid Payton	2004	205		153	0.75
3 Bobby Jurasin	1998	199		140	0.70
4 James Parker	1991	161		139.5	0.87
5 Charleston Hughes	2022	202		136.0	0.67
6 Joe Montford	2006	185		135	0.73
7 John Bowman	2019	230		134	0.58
8 Vince Goldsmith	1990	163		130.5	0.80
9 Stewart Hill	1993	164		126	0.77
10 Tyrone Jones	1993	151		110	0.73
11 Rodney Harding	1996	201		105	0.52
12 Odell Willis	2019	191		101	0.53
13 Will Johnson	1997	132		99	0.75
14 Mike Walker	1991	135		96	0.71
15 Shawn Lemon	2023	137	2	94	0.69
T16 Brent Johnson	2011	185		89	0.48
Brett Williams	1994	135		89	0.66
18 Gregg Stumon	1995	144		86	0.60
19 James Curry	1989	93		85.5	0.92
20 Willie Pless	1999	229		84	0.37
35 Almondo Sewell	2023	176	1	69	0.39

CAREER FG PCT. MADE	Last Year	2023 FGA / Md	FG ATTEMPTS: Att Md	% LG
1 Lewis Ward	2023	28 / 26	223 199	89.2 52
2 Rene Paredes	2023	27 / 24	591 518	87.6 53
3 Sean Whyte	2023	23 / 22	503 440	87.5 55
4 Justin Medlock	2019		436 377	86.5 58
5 Lirim Hajrullahu	2019		287 239	83.3 56
6 Brett Lauther	2023	23 / 19	231 192	83.1 57
7 Boris Bede	2023	13 / 12	272 224	82.4 56
8 Sandro DeAngelis	2013		364 298	81.9 56
9 Chris Milo	2017		237 193	81.4 55
10 Justin Palardy	2015		150 122	81.3 51

UPDATED Through games of:

August 6, 2023

RUSHING	In 2023	Last	Car	Yards	Avg	TD	100
1 Mike Pringle		2004	2,962	16,425	5.5	125	73
2 George Reed		1975	3,243	16,116	5.0	134	66
3 Damon Allen		2007	1,766	11,920	6.7	93	3
4 Johnny Bright		1964	1,969	10,909	5.5	69	36
5 Andrew Harris	139	2023	1,932	10,290	5.3	50	29
6 Charles Roberts		2008	1,918	10,285	5.4	69	38
7 Kelvin Anderson		2003	1,858	9,340	5.0	57	21
8 Joffrey Reynolds		2011	1,590	9,213	5.8	53	31
9 Norm Kwong		1960	1,745	9,022	5.2	77	18
10 Leo Lewis		1966	1,351	8,861	6.6	48	20
11 Dave Thelen		1966	1,530	8,463	5.5	47	30
12 Tracy Ham		1999	1,059	8,043	7.6	62	8
13 Jim Evenson		1974	1,460	7,060	4.8	37	18
14 Dick Shatto		1965	1,316	7,007	5.3	38	16
15 Earl Lunsford		1963	1,199	6,994	5.8	55	28
16 Jon Cornish		2015	1,026	6,844	6.7	44	22
17 Troy Davis		2007	1,313	6,739	5.1	36	22
18 Robert Drummond		2002	1,280	6,706	5.2	59	16
40 Cory Philpot		2000	882	5,213	5.9	46	17
41 Russ Jackson		1969	726	5,122	7.1	54	2
42 Gerry McDougall		1966	991	5,081	5.1	36	14
43 Matt Dunigan		1996	850	5,031	5.9	77	4
44 Avon Cobourne		2012	919	4,999	5.4	37	17
45 William Powell		2022	954	4,967	5.2	29	16

SPEC. TEAMS TACKLES	Last	Team	GP In '23	STT	PerG
1 Mike Miller	2023	WPG	190	0	226 1.19
2 Jason Arakgi	2016		155		190 1.23
3 Wade Miller	2005		159		184 1.16
T4 Brendan Rogers	1999		134		176 1.31
T4 Sean Millington	2005		194		176 0.91
6 Walter Spencer	2013		136		175 1.29
7 Roger Reinson	2004		172		174 1.01
8 Michael O'Shea	2008		271		169 0.62
9 Mike Maurer	2008		167		168 1.01
10 Jed Roberts	2002		166		163 0.98

ACTIVE ST TKL LEADERS	Last	Team	GP In '23	STT	PerG
1 Mike Miller	2023	WPG	190	0	226 1.19
2 Nigel Romick	2023	OTT	108	3	102 0.94
3 Bo Lokombo	2023	BC	110	2	91 0.83
4 Charlie Power	2023	CGY	108	7	88 0.81
5 Alexandre Gagne	2023	MTL	75	4	80 1.07
6 Henoc Muamba	2023	TOR	135	0	78 0.58
7 Adam Bighill	2023	WPG	172	0	71 0.41
8 Jesse Briggs	2023	WPG	124	4	69 0.56
9 Branden Dozier	2023	CGY	79	2	66 0.84
10 Kevin Francis	2023	BC	86	5	66 0.77
11 William Langlais	2023	CGY	114	0	60 0.53
12 Shayne Gauthier	2023	WPG	85	2	56 0.66
13 Tyrice Beverette	2023	MTL	47	7	55 1.17
14 Jordan Herdman-Reed	2023	CGY	76	5	55 0.72
15 Kerfalla Exume	2023	MTL	54	7	53 0.98
16 Wynton McManis	2023	TOR	64	1	49 0.77
16 Tanner Green	2023	MTL	50	2	48 0.96

CFL GAME PARTICIPATION	Last	Team	GP	GS	CAREER GP	GS
ACTIVE GAMES PLAYED						
1 Rene Paredes	2023	CGY	8	0	201	0
T2 Stanley Bryant	2023	WPG	8	8	194	194
Sean Whyte	2023	BC	8	0	194	0
T4 Chris Van Zeyl	2023	HAM	5	0	191	176
Andrew Harris	2023	TOR	7	0	191	159
6 Mike Miller	2023	WPG	0	0	190	3
7 Ted Laurent	2023	HAM	8	3	180	137
T8 Jake Thomas	2023	WPG	8	8	176	69
Almondo Sewell	2023	MTL	7	7	176	161
10 Kristian Matte	2023	MTL	7	7	173	144



**CFL LEAGUE-WIDE RANKINGS
& INDIVIDUAL LEADERS**



2023 CFL LEADERS - TO WEEK #9



2023 CFL STATISTICS



CFL REGULAR SEASON STANDINGS

TO GAME #: 44 CFL WEEK #: 9

EAST DIVISION	G	W	L	T	Pct	Pts	Str	PF	PA
1 Toronto	7	6	1	0	.857	12	L1	224	144
2 Montréal	7	4	3	0	.571	8	W2	158	143
3 Hamilton	8	3	5	0	.375	6	L1	160	224
4 Ottawa	8	3	5	0	.375	6	L2	176	184
DIVISION TOTALS	30	16	14	0	.533	32		718	695

WEST DIVISION	G	W	L	T	Pct	Pts	Str	PF	PA
1 Winnipeg	8	6	2	0	.750	12	W2	240	161
2 BC	8	6	2	0	.750	12	L1	196	144
3 Saskatchewan	8	4	4	0	.500	8	W1	164	202
4 Calgary	8	3	5	0	.375	6	W1	190	199
5 Edmonton	8	0	8	0	.000	0	L8	105	212
DIVISION TOTALS	40	19	21	0	.475	38		895	918

x = clinched playoff position, y = clinched 1st place

x = clinched playoff position, y = clinched 1st place

EAST VS EAST	G	W	L	T	Pct	Pts	PF	PA
Toronto	3	3	0	0	1.000	6	98	56
Montréal	4	3	1	0	.750	6	111	73
Hamilton	6	2	4	0	.333	4	92	153
Ottawa	3	0	3	0	.000	0	37	56

WEST VS WEST	G	W	L	T	Pct	Pts	PF	PA
BC	6	5	1	0	.833	10	137	80
Winnipeg	5	4	1	0	.800	8	153	96
Saskatchewan	6	3	3	0	.500	6	125	147
Calgary	4	1	3	0	.250	2	85	109
Edmonton	5	0	5	0	.000	0	38	106

EAST VS WEST	G	W	L	T	Pct	Pts	PF	PA
Toronto	4	3	1	0	.750	6	126	88
Ottawa	5	3	2	0	.600	6	139	128
Hamilton	2	1	1	0	.500	2	68	71
Montréal	3	1	2	0	.333	2	47	70

WEST VS EAST	G	W	L	T	Pct	Pts	PF	PA
Winnipeg	3	2	1	0	.667	4	87	65
Calgary	4	2	2	0	.500	4	105	90
BC	2	1	1	0	.500	2	59	64
Saskatchewan	2	1	1	0	.500	2	39	55
Edmonton	3	0	3	0	.000	0	67	106

HOME RECORDS	G	W	L	T	Pct	Pts	PF	PA
BC	3	3	0	0	1.000	6	76	28
Calgary	4	1	3	0	.250	2	102	104
Edmonton	4	0	4	0	.000	0	73	124
Hamilton	4	1	3	0	.250	2	62	109
Montréal	4	2	2	0	.500	4	74	82
Ottawa	4	2	2	0	.500	4	84	77
Saskatchewan	4	2	2	0	.500	4	96	113
Toronto	3	3	0	0	1.000	6	108	51
Winnipeg	5	4	1	0	.800	8	150	100
CFL TOTAL: HOME	35	18	17	0	.514	36	825	788

AWAY RECORDS	G	W	L	T	Pct	Pts	PF	PA
BC	5	3	2	0	.600	6	120	116
Calgary	4	2	2	0	.500	4	88	95
Edmonton	4	0	4	0	.000	0	32	88
Hamilton	4	2	2	0	.500	4	98	115
Montréal	3	2	1	0	.667	4	84	61
Ottawa	4	1	3	0	.250	2	92	107
Saskatchewan	4	2	2	0	.500	4	68	89
Toronto	4	3	1	0	.750	6	116	93
Winnipeg	3	2	1	0	.667	4	90	61
CFL TOTAL: AWAY	35	17	18	0	.486	34	788	825

2023 GAME RESULTS - CFL WK #: 9							
Gm	Date	HOME	PF	LL	AWAY	PF	LL
41	Aug 03/23	Winnipeg	50	+36	BC	14	0
42	Aug 04/23	Calgary	20	+13	Toronto	7	0
43	Aug 05/23	Hamilton	14	+11	Montréal	27	+13
44	Aug 06/23	Saskatchewan	26	+12	Ottawa	24	+1

NEXT WEEK IN THE CFL				CFL WEEK #: 10
Gm	Date	HOME	AWAY	SEASON SERIES
45	Aug 10/23	Edmonton	Winnipeg	
46	Aug 11/23	Montréal	Saskatchewan	
47	Aug 12/23	BC	Calgary	
48	Aug 13/23	Toronto	Ottawa	

H2H	BC	CGY	EDM	HAM	MTL	OTT	SSK	TOR	WPG	
Tm	W	L	W	L	W	L	W	L	W	L
BC	-----	1 0	2 0	0 0	1 0	0 0	1 0	0 1	1 1	
CGY	0 1	-----	0 0	0 0	0 1	1 1	1 1	1 0	0 1	
EDM	0 2	0 0	-----	0 1	0 0	0 1	0 2	0 1	0 1	
HAM	0 0	0 0	1 0	-----	0 2	2 0	0 0	0 2	0 1	
MTL	0 1	1 0	0 0	2 0	-----	1 0	0 0	0 1	0 1	
OTT	0 0	1 1	1 0	0 2	0 1	-----	0 1	0 0	1 0	
SSK	0 1	1 1	2 0	0 0	0 0	1 0	-----	0 1	0 1	
TOR	1 0	0 1	1 0	2 0	1 0	0 0	1 0	-----	0 0	
WPG	1 1	1 0	1 0	1 0	1 0	0 1	1 0	0 0	-----	

CFL 2023			Games:	35
SCORING		GAMES WON ...		
Total Scoring	1,613	By Home Teams	18	
Avg Pts /Gm	46.1	By Away Teams	17	
Avg Margin	+12.6	Inter - East Div.	8	
By 0-8 Points:		Inter - West Div	6	
- Total gms	13	In the Last 3:00	18	
- % of Total	37%	Comeback wins	21	

CFL ATTENDANCE:		TO WEEK: 9
Average / Total	22,546	789,101

Tm	1-4 Pts		5-10 Pts		11-19 Pt		20+ Pts		Score 1st:		Overtime:		Last 3m	
	W	L	W	L	W	L	W	L	W	L	W	L	W	L
BC	0	0	2	0	1	0	3	2	5	1	0	0	3	0
CGY	1	2	0	2	2	1	0	0	1	3	0	2	2	4
EDM	0	2	0	1	0	3	0	2	0	3	0	0	0	3
HAM	1	0	2	0	0	4	0	1	1	3	0	0	3	1
MTL	0	0	2	1	1	2	1	0	1	0	0	0	2	2
OTT	2	2	0	2	1	1	0	0	2	3	2	0	2	5
SSK	4	1	0	1	0	2	0	0	1	1	1	0	4	2
TOR	0	0	1	0	4	1	1	0	4	0	0	0	2	0
WPG	0	1	0	0	5	0	1	1	4	2	0	1	0	1
CFL	8	7	14	6	19	16	3	3	18	18	3	3	18	18



* Q3 = Wins when Trailing After 3rd Quarter; Q4 = 4th Quarter Game-Winning Drive



TEAM STATISTICS

RK	POINTS FOR			OFFENSIVE PTS			TOUCHDOWNS		OFFENCE TDS	
	Team	Tot	Avg	Team	Tot	Avg	Team	TD	Team	TD
1	TOR	224	32.0	WPG	229	28.6	TOR	26	WPG	25
2	WPG	240	30.0	TOR	193	27.6	WPG	26	TOR	21
3	BC	196	24.5	BC	183	22.9	BC	18	BC	16
4	CGY	190	23.8	CGY	178	22.3	CGY	17	CGY	15
5	MTL	158	22.6	MTL	140	20.0	HAM	15	SSK	13
6	OTT	176	22.0	OTT	152	19.0	SSK	15	HAM	12
7	SSK	164	20.5	SSK	151	18.9	MTL	13	EDM	10
8	HAM	160	20.0	HAM	142	17.8	OTT	13	MTL	10
9	EDM	105	13.1	EDM	99	12.4	EDM	11	OTT	9

OPPONENT STATISTICS

Team	PTS ALLOWED			OPP OFF. PTS			OP TOUCHDOWNS		OPP OFFEN. TDS		RK
	Team	Tot	Avg	Team	Tot	Avg	Team	TD	Team	TD	
BC	144	18.0	BC	131	16.4	MTL	11	MTL	10	1	
WPG	161	20.1	WPG	137	17.1	BC	13	BC	11	2	
MTL	143	20.4	TOR	132	18.9	TOR	16	WPG	12	3	
TOR	144	20.6	MTL	137	19.6	WPG	16	SSK	14	4	
OTT	184	23.0	CGY	168	21.0	OTT	18	TOR	14	5	
CGY	199	24.9	SSK	177	22.1	SSK	18	CGY	15	6	
SSK	202	25.3	OTT	178	22.3	EDM	19	EDM	17	7	
EDM	212	26.5	EDM	197	24.6	CGY	20	OTT	17	8	
HAM	224	28.0	HAM	210	26.3	HAM	23	HAM	21	9	

RK	NET OFFENCE			1ST DOWNS		OFF. PLAYS *		AVG YDS / PLAY		
	Team	Yds	Avg	Team	FD	Team	Tot	Avg	Team	Avg
1	WPG	3138	392.3	WPG	165	SSK	467	58.4	WPG	7.10
2	SSK	2901	362.6	BC	164	OTT	464	58.0	TOR	7.00
3	BC	2807	350.9	SSK	156	CGY	453	56.6	BC	6.27
4	TOR	2409	344.1	CGY	150	BC	448	56.0	SSK	6.21
5	CGY	2741	342.6	HAM	137	WPG	442	55.3	HAM	6.13
6	MTL	2306	329.4	OTT	137	MTL	381	54.4	MTL	6.05
7	HAM	2607	325.9	TOR	134	HAM	425	53.1	CGY	6.05
8	OTT	2394	299.3	MTL	131	EDM	394	49.3	EDM	5.89
9	EDM	2322	290.3	EDM	128	TOR	344	49.1	OTT	5.16

Team	OPP NET OFFENCE			OPP 1ST DOWNS		OPP OFF. PLAYS		OPP YDS / PLAY		RK
	Team	Yds	Avg	Team	FD	Team	Tot	Avg	Team	
BC	2353	294.1	MTL	117	BC	408	51.0	WPG	5.68	1
SSK	2438	304.8	WPG	130	MTL	371	53.0	SSK	5.75	2
WPG	2443	305.4	BC	133	SSK	424	53.0	CGY	5.76	3
CGY	2597	324.6	SSK	135	WPG	430	53.8	BC	5.77	4
MTL	2345	335.0	OTT	140	OTT	433	54.1	TOR	6.00	5
TOR	2460	351.4	TOR	147	HAM	441	55.1	MTL	6.32	6
OTT	2844	355.5	CGY	157	EDM	450	56.3	OTT	6.57	7
HAM	3001	375.1	EDM	169	CGY	451	56.4	HAM	6.80	8
EDM	3144	393.0	HAM	174	TOR	410	58.6	EDM	6.99	9

RK	RUSHING YARDS			RUSHING ATTS		AVG GAIN RUSH		AVG GAIN 1ST DN	
	Team	Tot	Avg	Team	Atts	Team	Avg	Team	Av Yds
1	OTT	1010	126.3	OTT	180	OTT	5.6	WPG	7.52
2	TOR	799	114.1	WPG	179	WPG	5.1	TOR	6.92
3	WPG	912	114.0	TOR	160	TOR	5.0	CGY	6.88
4	CGY	767	95.9	CGY	156	CGY	4.9	BC	6.44
5	MTL	657	93.9	BC	150	HAM	4.8	HAM	6.39
6	BC	688	86.0	SSK	149	EDM	4.8	MTL	6.29
7	SSK	670	83.8	MTL	139	MTL	4.7	EDM	6.09
8	EDM	637	79.6	EDM	133	BC	4.6	OTT	5.89
9	HAM	609	76.1	HAM	126	SSK	4.5	SSK	5.61

Team	OPP RUSH YARDS			OPP RUSH ATTS		OPP AVG RUSH		AVG 1ST DN OPP		RK
	Team	Tot	Avg	Team	Tot	Team	Avg	Team	Av Yds	
OTT	488	61.0	MTL	118	OTT	3.3	WPG	5.03	1	
BC	600	75.0	BC	122	TOR	4.1	MTL	5.79	2	
TOR	546	78.0	WPG	128	SSK	4.2	TOR	5.98	3	
SSK	721	90.1	TOR	134	BC	4.9	CGY	6.04	4	
WPG	727	90.9	OTT	147	CGY	5.3	BC	6.16	5	
MTL	658	94.0	SSK	171	HAM	5.3	SSK	6.31	6	
CGY	903	112.9	CGY	172	MTL	5.6	EDM	6.82	7	
HAM	973	121.6	HAM	183	WPG	5.7	OTT	7.58	8	
EDM	1133	141.6	EDM	197	EDM	5.8	HAM	8.01	9	

RK	PASSING YARDS			PASS ATTEMPTS		COMPLETIONS		COMPLETION %	
	Team	Tot	Avg	Team	Att	Team	Com	Team	%
1	WPG	2393	299.1	SSK	286	SSK	196	WPG	69.7
2	SSK	2378	297.3	CGY	277	BC	180	SSK	68.5
3	BC	2286	285.8	HAM	277	CGY	176	TOR	68.2
4	MTL	1877	268.1	BC	265	HAM	172	BC	67.9
5	HAM	2125	265.6	EDM	238	WPG	161	MTL	67.3
6	CGY	2085	260.6	OTT	238	OTT	152	OTT	63.9
7	TOR	1687	241.0	WPG	231	EDM	143	CGY	63.5
8	EDM	1837	229.6	MTL	202	MTL	136	HAM	62.1
9	OTT	1636	204.5	TOR	170	TOR	116	EDM	60.1

Team	OPP PASS YARDS			OPP PASS ATTS		OPP COMPLNS		OPPT COMPL %		RK
	Team	Tot	Avg	Team	Att	Team	Com	Team	%	
SSK	1850	231.3	EDM	219	SSK	144	WPG	59.6	1	
CGY	1853	231.6	HAM	224	MTL	145	MTL	62.5	2	
WPG	1917	239.6	SSK	227	EDM	148	SSK	63.4	3	
BC	1946	243.3	MTL	232	HAM	151	BC	64.8	4	
MTL	1799	257.0	CGY	242	WPG	161	OTT	65.6	5	
EDM	2113	264.1	TOR	250	CGY	162	CGY	66.9	6	
HAM	2230	278.8	OTT	259	BC	169	HAM	67.4	7	
TOR	2079	297.0	BC	261	OTT	170	EDM	67.6	8	
OTT	2517	314.6	WPG	270	TOR	182	TOR	72.8	9	

RK	AVG GAIN PASS		PASSING TDS		30+ COMPL'NS		PASS EFFICIENCY	
	Team	Yds	Team	TD	Team	30+	Team	Rate
1	WPG	10.4	WPG	17	WPG	21	WPG	118.8
2	TOR	9.9	BC	12	MTL	17	TOR	105.7
3	MTL	9.3	SSK	10	SSK	15	MTL	96.5
4	BC	8.6	TOR	9	CGY	14	SSK	93.8
5	SSK	8.3	CGY	8	TOR	13	BC	92.4
6	EDM	7.7	EDM	8	EDM	10	CGY	79.5
7	HAM	7.7	HAM	6	HAM	10	EDM	72.8
8	CGY	7.5	MTL	6	BC	9	OTT	70.6
9	OTT	6.9	OTT	3	OTT	6	HAM	70.4

Team	OPP AVG PASS		OPP PASS TDS		OPP 30+ COMPL		OPP PASS EFFIC		RK
	Team	Yds	Team	TD	Team	30+	Team	Rate	
WPG	7.1	BC	6	TOR	7	MTL	75.3	1	
BC	7.5	MTL	6	CGY	8	WPG	76.1	2	
CGY	7.7	WPG	7	WPG	10	BC	83.6	3	
MTL	7.8	SSK	8	MTL	11	SSK	84.1	4	
SSK	8.1	CGY	10	SSK	12	TOR	88.7	5	
TOR	8.3	EDM	10	BC	13	OTT	90.5	6	
EDM	9.6	HAM	10	EDM	15	CGY	94.9	7	
OTT	9.7	OTT	11	HAM	19	HAM	99.7	8	
HAM	10.0	TOR	11	OTT	20	EDM	100.5	9	

CFL 2023 CORE LEAGUE-WIDE AVGS				TO WEEK#: 9	
Points per game	46.1	Sacks per gm	5.5	2nd Dn Conv%	45%
Net Yards per gm	675	2 & Outs / gm	10.0	FG Made %	89%
Rush Yards per gm	193	Avg. Turnovers	4.9	Pass Effic. Rtg	87.9
Pass Yards per gm	523	Avg. Penalties	16.3	Kick Ret TDs	23



RK	SACKS ALLOWED		1ST DOWNS - RUSH		1ST DNS - PASS		TIME OF POSS'N	
	Team	SA	Team	FD	Team	FD	Team	Avg
1	TOR	10	TOR	58	BC	102	BC	32:02
2	CGY	16	OTT	55	SSK	102	OTT	31:21
3	HAM	17	WPG	55	WPG	97	WPG	30:33
4	WPG	18	CGY	52	CGY	91	HAM	30:30
5	BC	21	SSK	48	HAM	89	MTL	30:03
6	EDM	22	BC	46	MTL	75	SSK	29:41
7	SSK	28	MTL	43	EDM	73	CGY	29:14
8	MTL	29	EDM	40	OTT	70	TOR	28:33
9	OTT	33	HAM	39	TOR	64	EDM	27:53

Team	QS	OPP RUSH 1ST D		OPP PASS 1ST D		AVG FIELD POS'N		RK
		Team	FD	Team	FD	Team	YdLn	
WPG	27	OTT	35	MTL	73	TOR	40.3	1
BC	25	MTL	36	WPG	73	CGY	39.0	2
CGY	25	TOR	40	BC	76	OTT	37.8	3
HAM	24	BC	42	CGY	78	WPG	37.3	4
TOR	24	WPG	46	SSK	81	HAM	36.6	5
OTT	21	SSK	48	EDM	90	SSK	36.6	6
SSK	18	HAM	60	TOR	95	EDM	36.4	7
EDM	17	EDM	62	HAM	98	MTL	35.6	8
MTL	13	CGY	67	OTT	99	BC	34.5	9

TURNOVER, PENALTIES & BIG PLAY RANKINGS

RK	T/Os MADE *		INTERCEPTIONS MD		FUMBLES LOST		T/OVER RATIO	
	Team	T/O	Team	Int	Team	Fum	Team	+/-
1	TOR	9	MTL	5	TOR	1	TOR	+14
2	MTL	15	TOR	5	CGY	3	MTL	+5
3	CGY	17	WPG	5	EDM	4	WPG	5
4	WPG	18	SSK	8	BC	5	OTT	2
5	BC	19	OTT	10	HAM	5	BC	0
6	EDM	22	BC	11	OTT	5	CGY	-1
7	OTT	23	CGY	11	SSK	6	EDM	-8
8	SSK	23	EDM	13	MTL	7	HAM	-8
9	HAM	25	HAM	14	WPG	8	SSK	-9

Team	T/O	INTERCEPTN BY		FUMBLES REC'D		FUMBLES (TOTAL)		FL	RK
		Team	Int	Team	Fum	Team	FL		
OTT	25	TOR	14	OTT	8	TOR	4	1	
TOR	23	OTT	13	HAM	7	CGY	6	2	
WPG	23	MTL	11	CGY	6	HAM	6	3	
MTL	20	SSK	9	BC	5	BC	7	4	
BC	19	WPG	9	WPG	5	EDM	7	5	
HAM	17	HAM	8	TOR	4	OTT	7	6	
CGY	16	BC	7	EDM	3	WPG	10	7	
EDM	14	EDM	7	MTL	3	MTL	11	8	
SSK	14	CGY	5	SSK	3	SSK	11	9	

RK	PENALTIES (ALL)			PENALTY YARDS		OFFENSIVE PEN.		DEFENSIVE PEN.	
	Team	Avg	Tot	Team	Yds	Team	Pen	Team	Pen
1	WPG	6.1	49	SSK	372	MTL	18	WPG	14
2	OTT	6.3	50	WPG	415	CGY	19	OTT	17
3	SSK	6.3	50	OTT	440	OTT	21	SSK	18
4	CGY	7.6	61	MTL	524	SSK	22	MTL	19
5	MTL	8.0	56	CGY	563	WPG	22	TOR	21
6	TOR	9.3	65	TOR	600	EDM	23	CGY	25
7	BC	9.5	76	BC	676	BC	25	HAM	26
8	EDM	10.0	80	EDM	768	HAM	31	BC	29
9	HAM	10.6	85	HAM	783	TOR	35	EDM	33

Team	Pen	RED ZONE TRIPS		BIG PLAYS *		OPPT BIG PLAY		RK
		Team	RZ	Team	No	Team	No	
TOR	9	WPG	26	WPG	24	TOR	7	1
SSK	10	SSK	25	MTL	20	CGY	13	2
OTT	12	HAM	22	SSK	18	SSK	13	3
WPG	13	BC	21	CGY	17	BC	15	4
CGY	17	CGY	21	TOR	17	MTL	15	5
MTL	19	OTT	21	EDM	15	WPG	16	6
BC	22	TOR	21	BC	12	EDM	21	7
EDM	24	MTL	18	HAM	12	OTT	21	8
HAM	28	EDM	13	OTT	12	HAM	26	9

* 20+ Rush, 30+ Pass, 30+ PR, 40+ KOR, 30+ FG Miss

SPECIAL TEAMS & OTHER DEFENSIVE RANKINGS

RK	FIELD GOAL %		CONVERT (C1) %		PUNTING AVG		NET PUNT AVG	
	Team	%	Team	%	Team	Avg	Team	Avg
1	BC	95.7	OTT	100.0	CGY	49.8	OTT	41.2
2	HAM	95.0	TOR	95.8	OTT	49.0	MTL	40.5
3	WPG	94.7	BC	94.1	TOR	48.8	TOR	37.5
4	OTT	92.9	SSK	92.3	SSK	48.7	CGY	37.5
5	TOR	92.3	CGY	91.7	MTL	48.2	WPG	37.3
6	CGY	88.9	MTL	91.7	WPG	47.1	HAM	36.8
7	SSK	82.6	WPG	88.5	BC	47.1	BC	36.1
8	MTL	81.5	EDM	87.5	EDM	46.3	SSK	35.3
9	EDM	72.7	HAM	70.0	HAM	45.1	EDM	34.2

Team	Avg	BIG PLAY RETS		OPP BIG PLY RET		BLOCKED KICKS		RK
		Team	Tot	Team	Tot	Team	Tot	
TOR	72.6	HAM	7	MTL	2	BC	1	1
WPG	67.4	BC	5	OTT	2	CGY	1	2
CGY	66.4	WPG	5	BC	3	HAM	1	3
MTL	66.1	CGY	4	HAM	3	MTL	1	4
BC	63.1	EDM	4	WPG	3	TOR	1	5
HAM	61.8	SSK	4	EDM	5	EDM	0	6
SSK	61.8	TOR	4	TOR	5	OTT	0	7
OTT	61.1	OTT	3	SSK	6	SSK	0	8
EDM	49.5	MTL	1	CGY	8	WPG	0	9

RK	PUNT RETN AVG		OPP PT RET AVG		K/O RETURN AVG		OPP K/O RT AVG	
	Team	Avg	Team	Avg	Team	Avg	Team	Avg
1	TOR	13.4	OTT	8.0	BC	24.1	EDM	14.5
2	SSK	11.5	MTL	9.1	SSK	23.4	OTT	18.5
3	CGY	11.3	HAM	9.3	HAM	23.1	SSK	19.4
4	WPG	11.0	BC	10.6	EDM	21.3	HAM	20.0
5	BC	10.7	TOR	10.8	CGY	21.0	BC	20.0
6	OTT	10.5	WPG	11.1	WPG	21.0	MTL	21.1
7	HAM	10.5	EDM	12.0	OTT	20.8	CGY	21.4
8	EDM	10.0	CGY	12.1	MTL	20.0	WPG	25.1
9	MTL	9.5	SSK	15.2	TOR	15.8	TOR	26.5

Team	TD	OPP KICK RET TD		FORCED FUMBLES		PASS KNOCKD'N		RK
		Team	TD	Team	FF	Team	PKD	
SSK	2	EDM	0	WPG	11	WPG	43	1
TOR	2	MTL	0	CGY	7	SSK	27	2
MTL	1	OTT	0	HAM	7	HAM	22	3
OTT	1	TOR	0	OTT	5	OTT	18	4
WPG	1	WPG	0	TOR	5	BC	17	5
BC	0	BC	1	SSK	4	MTL	17	6
CGY	0	HAM	1	BC	3	TOR	16	7
EDM	0	SSK	2	MTL	3	EDM	14	8
HAM	0	CGY	3	EDM	2	CGY	13	9

NOTES RE RANKINGS:

- Penalties include Accepted and Declined calls
- Turnovers exclude Ints / Fumbles Lost on C-2 plays
- "30+ COMPLN'S" = Gains of 30+ from LOS
- "Regular" Kickoffs exclude outside/short kicks
- 'Post K/O Opp YL' = Opp't Start yard line after K/Os
- 'Big Play Ret's' = 30+ Punt/FGM ret, 40+ kickoff ret

PASSING LEADERS

PASSING YARDS			
1	COLLAROS, Zach	WPG	2,292
2	MAIER, Jake	CGY	2,077
3	FAJARDO, Cody	MTL	1,877

PASSING TOUCHDOWNS			
1	COLLAROS, Zach	WPG	16
T2	KELLY, Chad	TOR	9
	ADAMS JR., Vernon	BC	9

COMPLETION PCT. (Min. 100 Att)			
1	ADAMS JR., Vernon	BC	71.3
2	FINE, Mason	SSK	70.7
3	COLLAROS, Zach	WPG	70.1

QB RATING (Min. 100 Att)			
1	COLLAROS, Zach	WPG	118.4
2	KELLY, Chad	TOR	113.1
3	ADAMS JR., Vernon	BC	98.1

RUSHING LEADERS

RUSHING YARDS			
1	OLIVEIRA, Brady	WPG	593
2	MILLS, Diedrick	CGY	483
3	OUELLETTE, A.J.	TOR	459

RUSHING TOUCHDOWNS			
1	KELLY, Chad	TOR	5
T2	OUELLETTE, A.J.	TOR	4
	BUTLER, James	HAM	4

YARDS PER ATTEMPT (Min. 40)			
1	CRUM, Dustin	OTT	8.5
2	OUELLETTE, A.J.	TOR	5.4
3	MIZZELL, Taquan	BC	5.3

100+ YARD GAMES			
1	OLIVEIRA, Brady	WPG	3
2	MILLS, Dedrick	CGY	2
T3	Several tied . . .		1

RECEIVING LEADERS

RECEIVING YARDS			
1	BANE JR, Shawn	SSK	615
2	SCHOEN, Dalton	WPG	610
3	MACK, Austin	MTL	601
4	JONES, Tevin	SSK	563
5	BEGELTON, Reggie	CGY	537

RECEIVING TOUCHDOWNS			
1	RHYMES, Dominique	BC	5
T2	SCHOEN, Dalton	WPG	4
	DEMSKI, Nic	WPG	4
	WOLITARSKY, Drew	WPG	4
T5	Several tied . . .		3

TARGETS			
1	ODOMS-DUKES, Tre	CGY	62
2	BANE JR, Shawn	SSK	61
3	JONES, Tevin	SSK	60
4	HARDY, Justin	OTT	60
5	BEGELTON, Reggie	CGY	58

RECEPTIONS			
1	BANE JR, Shawn	SSK	47
T2	HARDY, Justin	OTT	39
	BEGELTON, Reggie	CGY	39
T4	ODOMS-DUKES, Tre	CGY	38
	T.JONES & A.MACK		38

YARDS PER CATCH (Min. 15)			
1	DANIELS, DaVaris	TOR	18.6
2	COXIE, Damonte	TOR	18.4
3	SCHOEN, Dalton	WPG	17.9
4	MCINNIS, Justin	BC	17.5
5	WHITE, Tim	HAM	16.1

LONGEST RECEPTION			
1	LEWIS, Eugene	EDM	102
2	MICHEL, Marken	CGY	95
3	FORBES-M., Vincent	EDM	84
4	MITCHELL, Dillon	EDM	80
5	PHILLIPS, Cam	TOR	76

30+ YARD RECEPTIONS			
T1	MACK, Austin	MTL	6
	BANE JR, Shawn	SSK	6
T3	SCHOEN, Dalton	WPG	5
	DEMSKI, Nic	WPG	5
	Several tied . . .		5

YARDS AFTER CATCH			
1	BUTLER, James	HAM	240
T2	MACK, Austin	MTL	232
	BANE JR, Shawn	SSK	232
4	BEGELTON, Reggie	CGY	222
5	JULIEN-GRANT, Kaion	MTL	214

DEFENSIVE LEADERS

DEFENSIVE TACKLES			
1	AWE, Micah	CGY	62
2	DEAN, Larry	SSK	53
3	THURMAN, Jameer	HAM	48
T4	DANIEL, Robertson	TOR	44
	LOKOMBO, Bo	BC	44

SPECIAL TEAM TACKLES			
1	FLOWERS-L, Carthell	HAM	17
2	HUTTER, Scott	EDM	13
3	ALLEN, A.J.	SSK	11
4	WILLIAMS, Darius	CGY	10
T5	CADWALLADER & PICKETT		9

SACKS			
1	BETTS, Mathieu	BC	10
2	JEFFERSON, Willie	WPG	8
T3	LEONARD, AC	EDM	6
	ROSE, Mike	CGY	6
T5	Several tied . . .		5

INTERCEPTIONS			
1	HOUSTON, Demerio	WPG	6
T2	DANDRIDGE, Brandin	OTT	4
	DANIEL, Robertson	TOR	4
T4	EVANS, Ciante	MTL	3
	Several tied . . .		3

PASS KNOCKDOWNS			
1	JEFFERSON, Willie	WPG	9
T2	HOLM, Evan	WPG	8
	PETERS, Garry	BC	6
T4	LEONARD, Richard	HAM	5
	Several tied . . .		5

BLOCKED KICKS			
T1	FLOWERS-L, Carthell	HAM	1
	UNGERER, David	TOR	1
	UGUAK, Lwal	MTL	1
	BARON, Woody	BC	1
	BELLAMY, LeVante	CGY	1

TOTAL DEFENSIVE PLAYS			
1	AWE, Micah	CGY	69
2	DEAN, Larry	SSK	59
3	DANIEL, Robertson	TOR	56
4	THURMAN, Jameer	HAM	53
5	WALL, Titus	CGY	52

FUMBLE RETURNS			
1	HOUSTON, Demerio	WPG	3
T2	HERDMAN-REED, Jo.	CGY	2
	DOZIER, Branden	CGY	2
	DEQUOY, Marc-An.	MTL	2
	B.DANDRIDGE & R.DANIEL		2

SPECIAL TEAMS LEADERS

FIELD GOALS MADE			
1	WARD, Lewis	OTT	26
2	PAREDES, René	CGY	24
3	WHYTE, Sean	BC	22

MADE PERCENTAGE			
1	WHYTE, Sean	BC	96.0
2	CASTILLO, Sergio	WPG	94.7
3	LIEGGHIO, Marc	HAM	94.7

PUNT AVERAGE			
1	GRACE, Cody	CGY	49.8
2	LEONE, Richie	OTT	49.0
3	HAGGERTY, John	TOR	48.8

NET PUNT AVERAGE			
1	LEONE, Richie	OTT	41.2
2	ZEMA, Joseph	MTL	40.5
3	HAGGERTY, John	TOR	37.5

PUNTS INSIDE 10			
1	GRACE, Cody	CGY	7
T2	HAGGERTY, John	TOR	6
	SHEAHAN, Jamieson	WPG	6

POINTS SCORED			
3	WARD, Lewis	OTT	86
2	PAREDES, Rene	CGY	83
1	WHYTE, Sean	BC	82

PUNT RETURN YARDS			
1	ALFORD, Mario	SSK	541
2	LEAKE, Javon	TOR	485
3	WILLIAMS, Terry	BC	422

PUNT RETURN AVG (Min. 15)			
1	LEAKE, Javon	TOR	14.3
2	LEWIS, Tommylee	CGY	14.1
3	GRANT, Janarion	WPG	13.7

KICKOFF RETURN YARDS			
1	ALFORD, Mario	SSK	512
2	WILLIAMS, Terry	BC	475
3	WORTHY, Chandler	MTL	454

KICKOFF RETURN AVG (Min. 10)			
1	MCALLISTER, Tyreik	HAM	28.6
2	ALFORD, Mario	SSK	26.9
3	WILLIAMS, Terry	BC	25.0

TOTAL KICK RETURN TD			
1	ALFORD, Mario	SSK	2
2	LEAKE, Javon	TOR	2
T3	Several tied . . .		1

COMBINED YARDS			
1	ALFORD, Mario	SSK	1,082
2	WILLIAMS, Terry	BC	1,002
3	MCALLISTER, Tyreik	HAM	891



2023 CFL STATISTICS - INDIVIDUAL LEADERS



CFL INDIVIDUAL LEADERS - TO WEEK: 9

GM#: 44

BASE PASSING STATISTICS

2023 BASE PASSING		2023 BASE PASSING DATA:									Effic Rate	Avg Yds	Int %	TD %	TD:I Ratio	300	OS Tkn	QB STARTS:		
PLAYER	TM	Att	Com	%	Yds	Int	TD	LG	30+	GS								W	L	
COLLAROS, Zach	WPG	221	155	70.1	2,292	5	16	71	20	118.4	10.4	2.3	7.2	3.20	4	18	8	6	2	
MAIER, Jake	CGY	272	174	64.0	2,077	11	8	95	14	80.2	7.6	4.0	2.9	0.73	3	15	8	3	5	
FAJARDO, Cody	MTL	202	136	67.3	1,877	5	6	69	17	96.5	9.3	2.5	3.0	1.20	1	29	7	4	3	
KELLY, Chad	TOR	154	108	70.1	1,624	4	9	76	13	113.1	10.5	2.6	5.8	2.25	2	7	7	6	1	
ADAMS JR., Vernon	BC	167	119	71.3	1,548	8	9	68	6	98.1	9.3	4.8	5.4	1.13	3	12	6	5	1	
HARRIS, Trevor	SSK	155	104	67.1	1,274	4	6	60	7	94.4	8.2	2.6	3.9	1.50	1	18	5	3	2	
CORNELIUS, Taylor	EDM	173	101	58.4	1,250	9	4	102	7	66.9	7.2	5.2	2.3	0.44	0	15	7	0	7	
CRUM, Dustin	OTT	134	92	68.7	999	4	2	53	2	82.9	7.5	3.0	1.5	0.50	0	27	4	2	2	
FINE, Mason	SSK	123	87	70.7	998	4	3	69	5	89.4	8.1	3.3	2.4	0.75	1	10	3	1	2	
SHILTZ, Matt	HAM	104	67	64.4	880	3	2	64	6	85.4	8.5	2.9	1.9	0.67	1	7	3	2	1	
MITCHELL, Bo Levi	HAM	97	56	57.7	714	9	3	75	3	52.5	7.4	9.3	3.1	0.33	1	5	3	1	2	
NON-QUALIFIERS:																				
EVANS, Dane	BC	79	53	67.1	662	3	3	55	3	89.7	8.4	3.8	3.8	1.00	1	7	2	1	1	
DOEGE, Jarrett	EDM	65	42	64.6	587	4	4	84	3	88.4	9.0	6.2	6.2	1.00	0	7	1	0	1	
POWELL, Taylor	HAM	76	49	64.5	531	3	1	30	1	72.9	7.0	3.9	1.3	0.33	0	5	2	0	2	
ADAMS, Tyrie	OTT	37	23	62.2	314	1	1	54	3	87.0	8.5	2.7	2.7	1.00	0	2	1	1	0	
ARBUCKLE, Nick	OTT	56	31	55.4	286	4	0	44	1	39.7	5.1	7.1	0.0	0.00	0	2	2	0	2	
BROWN, Dru	WPG	9	6	66.7	101	0	1	64	1	141.4	11.2	0.0	11.1		0	0	0	0	0	
DOLEGALA, Jake	SSK	5	4	80.0	100	0	1	31	3	158.3	20.0	0.0	20.0		0	0	0	0	0	
DUKES, Cameron	TOR	15	8	53.3	63	1	0	13	0	36.3	4.2	6.7	0.0	0.00	0	3	0	0	0	
DAVIS, Dominique	BC	18	8	44.4	76	0	0	15	0	56.7	4.2	0.0	0.0		0	2	0	0	0	
MASOLI, Jeremiah	OTT	10	6	60.0	37	1	0	11	0	25.8	3.7	10.0	0.0	0.00	0	2	1	0	1	
STEVENS, Tommy	CGY	5	2	40.0	8	0	0	5	0	42.1	1.6	0.0	0.0		0	1	0	0	0	
PATTERSON, Shea	SSK	3	1	33.3	6	0	0	6	0	38.2	2.0	0.0	0.0		0	0	0	0	0	
PIGROME, Tyrrell	OTT	1	0	0.0	0	0	0	0	0	2.1	0.0	0.0	0.0		0	0	0	0	0	
NON-QB PASSING		3	0	0.0	0	0	0	0	0	2.1	0.0	0.0	0.0		0	0	0	0	0	
CFL-WIDE PASSING		2,184	1,432	65.6	18,304	83	79	102	115	87.9	8.4	2.7	2.5	0.95	18	194	70	35	35	
																	Min. 1 Start			
																	17 QBs			

2023 PASSING LEADERS

WK	PASSING YDS	TM	YDS
1	COLLAROS, Z	WPG	354
2	HARRIS, T	SSK	413
3	SHILTZ, M	HAM	345
4	ADAMS JR., V	BC	388
5	FAJARDO, C	MTL	297
6	COLLAROS, Z	WPG	369
7	MAIER, J	CGY	450
8	MITCHELL, B	HAM	353
9	COLLAROS, Z	WPG	369
10			
10			
10			
10			
11			

2023 SACKS TAKEN

PLAYER	TM	QS
FAJARDO, Cody	MTL	29
CRUM, Dustin	OTT	27
COLLAROS, Zach	WPG	18
HARRIS, Trevor	SSK	18
MAIER, Jake	CGY	15
CORNELIUS, Taylor	EDM	15
ADAMS JR., Vernon	BC	12
FINE, Mason	SSK	10

KEY QB PASSING METRICS				
Year	Depth	Com%	Effic	TDI
2023	10.6	65.6	87.9	0.95
2022	10.2	67.3	94.6	1.41
2021	10.4	65.3	88.3	1.17
2019	10.1	68.1	93.5	1.31

* Depth = Avg. Yds downfield all attempts



2023 CFL STATISTICS - INDIVIDUAL LEADERS



CFL INDIVIDUAL LEADERS · TO WEEK: 9

GM#: 44

PASSING IN-DEPTH & ANALYTICS

OTHER PASS DATA		DRIVES LED:			PASS DEPTH			Avg			PASSES OF 20+ YARDS DEPTH:						Q4		Gm Highs	
PLAYER	TM	Drv	TD	%	Yds	Att	Yds	Att	Com	Pct	Yds	Int	TD	Effic	GW	QBR	Yds	TD		
COLLAROS, Zach	WPG	107	24	22.4	2,647	221	12.0	47	22	46.8	848	0	9	158.3	0	4	369	3		
MAIER, Jake	CGY	113	15	13.3	2,378	272	8.7	31	10	32.3	415	3	4	87.4	1	7	450	4		
FAJARDO, Cody	MTL	95	10	10.5	2,009	202	9.9	34	15	44.1	534	2	3	109.2	1	17	318	3		
KELLY, Chad	TOR	86	21	24.4	1,872	154	12.2	34	19	55.9	624	1	6	158.3	1	5	351	3		
ADAMS JR., Vernon	BC	72	13	18.1	2,102	167	12.6	46	20	43.5	505	3	7	107.6	0	11	388	3		
HARRIS, Trevor	SSK	66	8	12.1	1,570	155	10.1	28	10	35.7	321	2	2	73.7	1	8	413	3		
CORNELIUS, Taylor	EDM	83	5	6.0	1,403	173	8.1	18	7	38.9	346	2	2	105.3	0	16	226	1		
CRUM, Dustin	OTT	72	7	9.7	1,214	134	9.1	11	3	27.3	75	1	1	45.6	2	30	261	2		
FINE, Mason	SSK	49	4	8.2	1,319	123	10.7	22	5	22.7	215	2	2	54.2	1	3	302	2		
SHILTZ, Matt	HAM	39	4	10.3	1,194	104	11.5	21	8	38.1	301	0	1	109.4	0	3	345	1		
MITCHELL, Bo Levi	HAM	43	5	11.6	1,229	97	12.7	25	6	24.0	150	5	2	-9.6	0	2	353	2		
NON-QUALIFIERS:																				
EVANS, Dane	BC	35	3	8.6	915	79	11.6	17	6	35.3	179	2	3	85.2	0	2	330	2		
DOEGE, Jarrett	EDM	25	5	20.0	821	65	12.6	13	7	53.8	215	2	2	103.0	0	2	223	2		
POWELL, Taylor	HAM	32	3	9.4	666	76	8.8	11	4	36.4	92	0	1	158.3	0	6	282	1		
ADAMS, Tyrie	OTT	23	2	8.7	339	37	9.2	4	1	25.0	50	0	0	75.0	0	3	185	1		
ARBUCKLE, Nick	OTT	23	0	0.0	602	56	10.8	8	1	12.5	44	3	0		0	2	177	0		
MASOLI, Jeremiah	OTT	4	0	0.0	81	10	8.1	2	0	0.0	0	1	0		0	0	37	0		
BROWN, Dru	WPG	5	1	20.0	115	9	12.8	2	1	50.0	64	0	0	177.1	0	0	78	1		
DOLEGALA, Jake	SSK	1	1	100.0	84	5	16.8	2	2	100.0	62	0	1	381.3	0	0	100	1		
DUKES, Cameron	TOR	7	0	0.0	190	15	12.7	4	0	0.0	0	1	0		0	2	63	0		
DAVIS, Dominique	BC	8	0	0.0	231	18	12.8	5	0	0.0	0	0	0	2.1	0	1	76	0		
STEVENS, Tommy	CGY	1	0	0.0	51	5	10.2	1	0	0.0	0	0	0	2.1	0	2	5	0		
PATTERSON, Shea	SSK	1	0	0.0	26	3	8.7	0	0		0	0	0		0	0	6	0		
PIGROME, Tyrrell	OTT	0	0		23	1	23.0	1	0	0.0	0	0	0		0	0	0	0		
NON-QB PASSING					49	3		1	0		0	0	0							
CFL-WIDE PASSING		990	131	13.2	23,130	2,184	10.6	388	147	37.9	5,040	30	46	95.1	7	126	450	4		

Notes: 1. Pass Depth = yards from line of scrimmage to reception point (YAC spot). 2. QBR = QB escape runs after dropbacks

2023 CFL SEASON-HIGHS	
Passing Yards	450 MAIER, Jake
Completions	32 FINE, Mason
Completion %	91.7 MAIER, Jake
	84.0 KELLY, Chad
TD Passes	4 MAIER, Jake
Interceptions	6 ADAMS JR., V

CFL INDIVIDUAL LEADERS - TO WEEK: 9

RUSHING LEADERS			BASE RUSHING DATA:						Gm	Per	100
Player	TM	GP	Car	Yds	Avg	LG	TD	20+	Max	Gm	Gms
OLIVEIRA, Brady	WPG	8	112	593	5.3	28	3	2	120	74.1	3
MILLS, Diedrick	CGY	7	96	483	5.0	33	3	2	137	69.0	2
OUELLETTE, A.J.	TOR	7	85	459	5.4	42	4	3	95	65.6	0
MORROW, Jamal	SSK	8	97	421	4.3	28	1	2	133	52.6	1
STANBACK, William	MTL	7	85	416	4.9	40	0	3	106	59.4	1
MIZZELL, Taquan	BC	6	78	413	5.3	22	0	1	117	68.8	1
BUTLER, James	HAM	8	86	406	4.7	37	4	2	127	50.8	1
CRUM, Dustin	OTT	8	43	367	8.5	29	3	3	103	45.9	1
BROWN, Kevin	EDM	8	73	342	4.7	50	1	3	77	42.8	0
WILLIAMS, Devonte	OTT	5	49	214	4.4	20	0	1	57	42.8	0
CORNELIUS, Taylor	EDM	8	29	201	6.9	22	1	2	58	25.1	0
TUGGLE, De'Montre	OTT	4	32	176	5.5	57	1	2	126	44.0	1
FAJARDO, Cody	MTL	7	31	174	5.6	18	3	0	57	24.9	0
HARRIS, Andrew	TOR	7	29	139	4.8	13	1	0	41	19.9	0
KELLY, Chad	TOR	7	19	112	5.9	18	5	0	28	16.0	0
ADAMS JR, Vernon	BC	7	19	107	5.6	24	1	2	35	15.3	0
STEVENS, Tommy	CGY	8	25	106	4.2	31	2	1	32	13.3	0
BENNETT, Jackson	OTT	7	23	106	4.6	14	0	0	44	15.1	0
HARRIS, Trevor	SSK	5	9	94	10.4	19	0	0	23	18.8	0
SHIVERS, Shaun	BC	2	24	84	3.5	18	1	0	63	42.0	0
MCCRAE, Greg	WPG	5	12	80	6.7	34	0	1	49	16.0	0
BROOKS, Shannon	EDM	8	14	72	5.1	18	0	0	20	9.0	0
POWELL, Taylor	HAM	8	10	68	6.8	15	1	0	37	8.5	0
SHILTZ, Matthew	HAM	5	13	66	5.1	13	1	0	30	13.2	0
MAIER, Jake	CGY	8	14	53	3.8	11	2	0	17	6.6	0
ADAMS, Tyrie	OTT	3	7	50	7.1	17	0	0	31	16.7	0
AUGUSTINE, Johnny	WPG	8	11	49	4.5	11	0	0	31	6.1	0
MCALLISTER, Tyreik	HAM	6	10	49	4.9	13	0	0	14	8.2	0

KICK SCORING POINTS			2023 TOTALS:			
Player	TM		FG	C-1	Sgl	Pts
WARD, Lewis	OTT		26	7	1	86
PAREDES, René	CGY		24	11	0	83
WHYTE, Sean	BC		22	16	0	82
CÔTÉ, David	MTL		22	11	1	78
CASTILLO, Sergio	WPG		18	23	1	78
LAUTHER, Brett	SSK		19	12	2	71
LIEGGHIO, Marc	HAM		18	6	1	61
BEDE, Boris	TOR		12	23	2	61
FAITHFULL, Dean	EDM		8	7	1	32
FLINTOFT, Stefan	BC		0	0	6	6
JULIEN, Jake	EDM		0	0	5	5
SMALL, Seth	HAM		1	1	0	4
HAGGERTY, John	TOR		0	0	3	3
GRACE, Cody	CGY		0	0	3	3
SHEAHAN, Jamieson	WPG		0	0	2	2
LEONE, Richie	OTT		0	0	2	2
FLINT, Bailey	HAM		0	0	1	1
KORSAK, Adam	SSK		0	0	1	1
ZEMA, Joseph	MTL		0	0	0	0
CFL-WIDE			170	117	32	252

TD SCORING		TOUCHDOWNS:					
Player	TM	Tot	Rsh	Rec	DR	KR	C2
KELLY, C	TOR	5	5	0	0	0	1
RHYMES, D	BC	5	0	5	0	0	0
OUELLETTE, AJ	TOR	4	4	0	0	0	0
WOLITARSKY, D	WPG	4	0	4	0	0	0
BUTLER, James	HAM	4	4	0	0	0	0
DEMSKI, N	WPG	4	0	4	0	0	0
SCHOEN, D	WPG	4	0	4	0	0	0
CRUM, D	OTT	3	3	0	0	0	1
DANDRIDGE, B	OTT	3	0	0	2	1	0
SNEAD, T	MTL	3	0	3	0	0	0
MILLS, D	CGY	3	3	0	0	0	0
EMILUS, S	SSK	3	0	3	0	0	0
FAJARDO, C	MTL	3	3	0	0	0	0
UNGERER, D	TOR	3	0	3	0	0	0
OLIVEIRA, B	WPG	3	3	0	0	0	0

WEEKLY LEADERS		
WK	PLAYER	YDS
1	OLIVEIRA, B	113
2	MILLS, D	102
3	MORROW, J	133
4	OLIVEIRA, B	120
5	CRUM, D	91
6	BUTLER, J	127
7	OLIVEIRA, B	110
8	MIZZELL, T	117
9	MILLS, Diedrick	137
10		
11		

OTHER RUSHING LEADERS		
10+ YARD RUNS	TM	10+
MILLS, Dedrick	CGY	14
OLIVEIRA, Brady	WPG	13
CRUM, Dustin	OTT	12
BUTLER, James	HAM	12
MIZZELL, Taquan	BC	10
OUELLETTE, A.J.	TOR	10
MORROW, Jamal	SSK	9
BROWN, Kevin	EDM	9
CORNELIUS, Taylor	EDM	9
STANBACK, William	MTL	9

Runs of 10+ yards in 2023

2023 HIGHS & STREAKS				
Rush Atts	22	OLIVEIRA, Brady	WPG	vs HAM
	22	MORROW, Jamal	SSK	at CGY
Rush Yards	137	MILLS, Diedrick	CGY	vs TOR
Touchdowns	3	EMILUS, Samuel	SSK	vs WPG
Field Goals	6	Two players tied		

Note re 2023 CFL Statistics:

As we continue to install and correct our new statistics system we are experiencing some disruption to our normal processes and consistency in the data. The data shown here in this report includes all post-game corrections and represents our official, audited numbers.



2023 CFL STATISTICS - INDIVIDUAL LEADERS



CFL INDIVIDUAL LEADERS - TO WEEK: 9

RECEIVING LEADERS	GP	BASE RECEIVING DATA:							Targ		Yds Per G	HIGHS:		Effic		Depth:		Targ 20+		
		Targ	Rec	Yards	Avg	LG	TD	30+	2D	%		Yds	100	Rate	YAC	Yds	Avg	20T	Rec	
BANE JR, Shawn	SSK	8	61	47	615	13.1	60	2	6	10	77.0	76.9	144	2	98.7	232	583	9.6	10	5
SCHOEN, Dalton	WPG	8	57	34	610	17.9	71	4	5	14	59.6	76.3	145	2	112.5	158	1,025	18.0	19	6
MACK, Austin	MTL	7	54	38	601	15.8	61	2	6	10	70.4	85.9	120	3	111.7	232	690	12.8	11	5
JONES, Tevin	SSK	7	60	38	563	14.8	69	2	5	5	63.3	80.4	133	2	98.1	200	703	11.7	16	6
BEGELTON, Reggie	CGY	7	58	39	537	13.8	40	0	5	16	67.2	76.7	141	2	82.3	222	549	9.5	7	2
DEMSKI, Nic	WPG	7	38	33	497	15.1	70	4	5	7	86.8	71.0	115	2	153.1	169	483	12.7	10	7
JULIEN-GRANT, Kaion	MTL	6	44	31	486	15.7	69	0	5	9	70.5	81.0	129	1	106.8	214	516	11.7	10	4
HOLLINS, Alexander	BC	8	48	34	474	13.9	55	2	2	12	70.8	59.3	94	0	98.8	143	689	14.4	16	7
ODOMS-DUKES, Tre	CGY	7	62	38	456	12.0	45	2	2	8	61.3	65.1	101	1	74.4	176	562	9.1	6	3
GODWIN, Terry	HAM	8	55	36	447	12.4	28	0	0	13	65.5	55.9	103	1	75.3	125	674	12.3	13	5
EMILUS, Samuel	SSK	8	41	28	440	15.7	38	3	3	11	68.3	55.0	91	0	117.9	82	657	16.0	11	4
WILLIAMS, D'haquille	HAM	8	51	29	435	15.0	41	1	2	13	56.9	54.4	102	2	26.2	113	754	14.8	16	5
HARDY, Justin	OTT	8	60	39	420	10.8	53	1	1	9	65.0	52.5	94	0	84.0	208	398	6.6	2	0
WHITE, Tim	HAM	8	50	25	403	16.1	61	2	4	6	50.0	50.4	143	1	74.0	107	915	18.3	18	6
HATCHER, Keon	BC	5	42	27	393	14.6	53	1	1	10	64.3	78.6	104	1	82.7	122	592	14.1	10	3
DUNBAR JR, Steven	EDM	8	48	29	351	12.1	23	1	0	11	60.4	43.9	98	0	72.5	118	399	8.3	3	2
MOORE, Kyran	EDM	8	38	27	347	12.9	54	1	3	6	71.1	43.4	101	1	108.1	208	230	6.1	3	1
PHILLIPS, Cam	TOR	7	34	23	334	14.5	76	1	3	3	67.6	47.7	94	0	96.9	137	398	11.7	8	4
WOLITARSKY, Drew	WPG	8	34	25	333	13.3	36	4	2	9	73.5	41.6	70	0	131.1	81	370	10.9	4	2
ACKLIN, Jaelon	OTT	8	46	26	321	12.3	31	0	1	8	56.5	40.1	60	0	33.0	72	659	14.3	8	1
DANIELS, DaVaris	TOR	7	28	17	317	18.6	45	2	3	7	60.7	45.3	91	0	108.8	66	431	15.4	6	3
RHYMES, Dominique	BC	6	41	22	316	14.4	35	5	2	7	53.7	52.7	109	1	89.1	49	796	19.4	22	6
MITCHELL, Dillon	EDM	8	44	21	308	14.7	80	1	3	4	47.7	38.5	115	1	12.3	96	668	15.2	12	4
MCINNIS, Justin	BC	8	31	17	297	17.5	61	1	3	6	54.8	37.1	81	0	44.7	66	535	17.3	13	6
COXIE, Damonte	TOR	5	23	16	295	18.4	59	1	3	9	69.6	59.0	131	1	109.9	75	357	15.5	6	4
LAWLER, Kenny	WPG	2	17	14	293	20.9	64	1	3	4	82.4	146.5	200	1	137.6	82	297	17.5	6	4
BUTLER, James	HAM	8	43	33	277	8.4	30	0	1	6	76.7	34.6	61	0	83.2	240	92	2.1	2	0
BEHAR, Nate	OTT	8	47	33	266	8.1	25	1	0	8	70.2	33.3	87	0	82.4	56	372	7.9	4	2
WHITEHEAD, Lucky	BC	6	37	26	262	10.1	29	0	0	6	70.3	43.7	72	0	90.1	103	360	9.7	5	1
COTTOY, Jevon	BC	8	24	23	254	11.0	21	1	0	5	95.8	31.8	55	0	139.9	110	157	6.5	1	1
OLIVEIRA, Brady	WPG	8	21	17	254	14.9	63	0	3	3	81.0	31.8	108	1	100.1	212	47	2.2	1	1
BARNES, Clark	CGY	8	37	24	235	9.8	54	1	1	8	64.9	29.4	87	0	69.1	104	318	8.6	3	1
HENRY, Malik	CGY	3	24	14	228	16.3	56	1	2	1	58.3	76.0	108	1	69.4	171	236	9.8	5	0
GITTENS JR, Kurleigh	TOR	6	31	19	211	11.1	42	1	1	2	61.3	35.2	69	0	92.3	101	346	11.2	6	2
SNEAD, Tyler	MTL	4	17	12	204	17.0	53	3	2	6	70.6	51.0	90	0	169.7	106	182	10.7	3	2
FORBES-MOMBLEAU, Vinc	EDM	8	22	15	203	13.5	84	2	1	5	68.2	25.4	86	0	108.7	77	179	8.1	1	1
BRISSETT, Dejon	TOR	7	18	12	201	16.8	50	1	1	4	66.7	28.7	63	0	122.7	65	266	14.8	6	3
LEWIS, Eugene	EDM	3	18	11	200	18.2	102	1	1	0	61.1	66.7	148	1	94.7	108	242	13.4	3	1
FFRENCH, Maurice	EDM	4	26	15	190	12.7	30	1	1	4	57.7	47.5	0	0	77.4	33	357	13.7	8	5
MICHEL, Marken	CGY	5	23	11	190	17.3	95	2	2	3	47.8	38.0	134	1	87.2	83	300	13.0	6	2
SMITH, Kiondre	HAM	8	29	20	185	9.3	17	0	0	5	69.0	23.1	40	0	86.1	31	232	8.0	0	0
HAKUNAVANHU, Luther	CGY	6	20	11	177	16.1	48	1	2	3	55.0	29.5	94	0	80.6	74	267	13.4	5	2
WIENEKE, Jake	SSK	5	32	17	177	10.4	20	0	0	4	53.1	35.4	53	0	56.4	23	492	15.4	9	0
UNGERER, David	TOR	7	10	10	174	17.4	44	3	2	4	100.0	24.9	75	0	257.9	67	130	13.0	3	3
STANBACK, William	MTL	7	22	17	165	9.7	29	0	0	5	77.3	23.6	46	0	97.7	151	20	0.9	0	0

WEEKLY LEADERS			
WK	PLAYER	TM	YDS
1	LEWIS, Eugene	EDM	148
2	SCHOEN, Dalton	WPG	145
3	WHITE, Tim	HAM	143
4	JULIEN-GRANT, K	MTL	129
5	PICTON, Mitchell	SSK	76
6	OLIVEIRA, Brady	WPG	108
7	MICHEL, Marken	CGY	134
8	BANE JR., Shawn	SSK	144
9	LAWLER, Kenny	WPG	200
10			
11			

LEGEND	
Targ	Total times targeted
30+	Gains of 30+ yards (from LOS)
2D	2nd Down Conversion Catches
Depth	Depth downfield of Targets
20T	Targets downfield 20+ yds

CFL INDIVIDUAL LEADERS · TO WEEK: 9

FIELD GOALS & CONVERTS:

FIELD GOAL-CONVERTS		BASE FG DATA:						<40 yds		40+ yds		50+ yd*		FG Yds Avg		FG Yards:		CONVERTS:			
Player	TM	Att	Md	Pct	LG	S	Att	Att	Md	Att	Md	Att	Md	Made	Att	Made	Atts	Att	Md	Pct	
WHYTE, Sean	BC	23	22	95.7	51	0	52	11	11	12	11	2	1	34.7	35.5	764	816	17	16	94.1	
CASTILLO, Sergio	WPG	19	18	94.7	52	0	52	12	12	7	6	2	2	32.2	32.9	580	625	26	23	88.5	
LIEGGHIO, Marc	HAM	19	18	94.7	50	1	51	15	15	4	3	2	1	28.6	29.8	515	566	9	6	66.7	
WARD, Lewis	OTT	28	26	92.9	54	1	54	16	16	12	10	5	4	33.2	34.3	862	959	7	7	100.0	
BEDE, Boris	TOR	13	12	92.3	47	1	47	9	9	4	3	0	0	32.6	33.4	391	434	24	23	95.8	
PAREDES, René	CGY	27	24	88.9	53	0	53	13	12	14	12	6	6	38.5	39.0	923	1,054	12	11	91.7	
LAUTHER, Brett	SSK	23	19	82.6	54	1	54	16	15	7	4	4	1	27.8	31.2	528	718	13	12	92.3	
CÔTÉ, David	MTL	27	22	81.5	51	1	51	14	12	13	10	2	2	35.3	36.4	777	984	12	11	91.7	
FAITHFULL, Dean	EDM	11	8	72.7	45	1	48	6	5	5	3	0	0	30.6	33.7	245	371	8	7	87.5	
NON-QUALIFIERS:																					
SMALL, Seth	HAM	1	1	100.0	31	0	31	1	1	0	0	0	0	31.0	31.0	31	31	1	1	100.0	
CFL-WIDE		191	170	89.0	54	6	54	113	108	78	62	23	17	33.0	34.3	5,616	6,558	129	117	90.7	

Notes:

- 1. Minimum attempts to qualify = 10
- 2. 50-yard + attempts incl. in 40+ figures.

CURRENT FG MADE STREAKS

Player	TM	No	From
WHYTE, Sean	BC	17	Jun 17/23

PUNTING & NET PUNTING:

PUNTING		BASE PUNTING DATA:						Opp				Sgl		FP ⁴	
Player	TM	No	Yards	Avg	LG	S	I10	Rets	Net Yds ³	Net Avg	Rnk	Adj	Yds	Avg	Rnk
GRACE, Cody	CGY	54	2,687	49.8	77	3	7	544	2,023	37.5	4	(41)	1,982	36.7	5
LEONE, Richie	OTT	54	2,648	49.0	74	2	4	345	2,223	41.2	1	(32)	2,191	40.6	1
HAGGERTY, John	TOR	47	2,294	48.8	66	3	6	411	1,763	37.5	3	(32)	1,731	36.8	4
KORSAK, Adam	SSK	54	2,630	48.7	90	1	3	684	1,906	35.3	8	(20)	1,886	34.9	8
ZEMA, Joseph	MTL	39	1,881	48.2	67	0	2	300	1,581	40.5	2	(0)	1,581	40.5	2
SHEAHAN, Jamieson	WPG	43	2,027	47.1	73	2	6	343	1,604	37.3	5	(2)	1,602	37.3	3
FLINTOFT, Stefan	BC	52	2,447	47.1	80	5	3	371	1,876	36.1	7	(52)	1,824	35.1	7
JULIEN, Jake	EDM	63	2,919	46.3	85	5	3	565	2,154	34.2	9	(52)	2,102	33.4	9
FLINT, Bailey	HAM	52	2,345	45.1	78	1	4	391	1,914	36.8	6	(17)	1,897	36.5	6
NON-QUALIFIERS:		None													
CFL-WIDE		458	21,878	47.8	90	22	38	3,954	17,044	37.2		248	16,796	36.7	

Notes:

- 3. Net Punting = Total Yards - Opp Ret Yds - (Singles x 40 yds)
- 4. Field Position Punting = NET yards - (Depth of Punt singles into end zone) i.e. Precise field position gained

KICKOFFS:

KICKOFFS		BASE KICKOFF DATA:					Short K/Os		REGULAR KICKOFFS			
Player	TM	No	Yards	Avg	LG	S	No	Yards	No	Yds	Avg	Rk
BEDE, Boris	TOR	36	2,615	72.6	98	1	0	0	36	2,615	72.6	1
CASTILLO, Sergio	WPG	38	2,562	67.4	90	1	0	0	38	2,562	67.4	2
PAREDES, René	CGY	27	1,794	66.4	82	0	0	0	27	1,794	66.4	3
CÔTÉ, David	MTL	23	1,521	66.1	75	0	0	0	23	1,521	66.1	4
FLINTOFT, Stefan	BC	28	1,767	63.1	79	1	0	0	28	1,767	63.1	6
LEONE, Richie	OTT	22	1,344	61.1	77	0	0	0	22	1,344	61.1	8
LIEGGHIO, Marc	HAM	23	1,372	59.7	79	0	1	13	22	1,359	61.8	7
LAUTHER, Brett	SSK	25	1,495	59.8	95	1	2	18	23	1,477	64.2	5
FAITHFULL, Dean	EDM	21	1,039	49.5	68	0	0	0	21	1,039	49.5	9
NON-QUALIFIERS:												
SMALL, Seth	HAM	4	249	62.3	69	0	0	0	4	249	62.3	
WHYTE, Sean	BC	1	10	10.0	10	0	1	10	0	0		
CFL-WIDE		248	15,768	63.6	98	4	4	41	244	15,727	64.5	



2023 CFL STATISTICS - INDIVIDUAL LEADERS



CFL INDIVIDUAL LEADERS · TO WEEK: 9

PUNT RETURNS

Player	Tm	PUNT RETURNS:						
		No	Yds	Avg	LG	TD	30	
LEAKE, Javon	TOR	34	485	14.3	91	2	4	
LEWIS, Tommylee	CGY	20	281	14.1	33	0	2	
GRANT, Janarion	WPG	23	314	13.7	92	1	1	
MCALLISTER, T	HAM	22	278	12.6	39	0	2	
ALFORD, Mario	SSK	47	541	11.5	94	2	2	
DANDRIDGE, B	OTT	28	323	11.5	79	1	2	
WILLIAMS, Terry	BC	37	422	11.4	44	0	2	
SIMS, CJ	EDM	22	236	10.7	52	0	2	
CFL-WIDE		359	3,954	11.0	94	7	19	

* Minimum returns to qualify: 15

KICKOFF RETURNS

Player	Tm	KICKOFF RETURNS:						
		No	Yds	Avg	LG	TD	40	
MCALLISTER, T	HAM	13	372	28.6	71	0	3	
ALFORD, Mario	SSK	19	512	26.9	62	0	2	
WILLIAMS, Terry	BC	19	475	25.0	62	0	1	
GRANT, Janarion	WPG	12	298	24.8	43	0	3	
BARNES, Clark	CGY	14	307	21.9	37	0	0	
WOODS, Lawrence	HAM	12	260	21.7	40	0	1	
WORTHY, C	MTL	21	454	21.6	36	0	0	
SIMS, CJ	EDM	18	384	21.3	72	0	1	
DANDRIDGE, B	OTT	14	292	20.9	39	0	0	
LEAKE, Javon	TOR	12	242	20.2	32	0	0	
CFL-WIDE		238	5,083	21.4	72	0	13	

* Minimum returns to qualify: 10

FG MISS RETURNS

Player	Tm	FG MISS RETURNS:			
		No	Yds	LG	TD
BARNES, Clark	CGY	2	111	86	0
MCCRAE, Greg	WPG	1	102	102	0
WILLIAMS, Terry	BC	3	94	48	0
GRANT, Janarion	WPG	2	68	41	0
MCALLISTER, T	HAM	1	47	47	0
ALFORD, Mario	SSK	1	29	29	0
LOGAN, Peyton	CGY	1	24	24	0
MOORE, Kyran	EDM	1	20	20	0
WORTHY, C	MTL	1	12	12	0
SIMS, CJ	EDM	1	7	7	0
CFL-WIDE		14	514	102	0

OTHER LEADERS

RETURN TOUCHDOWNS				
Date	Player	Tm	Type	Yds
Jun 15	DANDRIDGE, B	OTT	Punt	79
Jun 16	GRANT, J	WPG	Punt	92
Jun 23	WORTHY, C	MTL	Punt	77
Jul 03	LEAKE, J	TOR	Punt	91
Jul 15	ALFORD, M	SSK	Punt	67
Jul 15	ALFORD, M	SSK	Punt	94
Jul 29	LEAKE, J	TOR	Punt	71

OWN TEAM KICK RECOVERIES			
Player	TM	Type	OT
HUTTER, Scott	EDM	KO	1
CROSS, Nic	HAM	Punt	1

BLOCKED KICKS *			
Player	TM	Type	BK
FLOWERS-LLOYD, C	HAM	Punt	1
UNGERER, David	TOR	Punt	1
BELLAMY, LeVante	CGY	Punt	1
BARON, Woody	BC	FG	1
UGUAK, L	MTL	Punt	1

COMBINED YARDS LEADERS

Player	Tm	GP	Scrim				Kick Returns:			Comb Yds	
			Yards	Rsh	Rec	Per Gm	PR	KOR	FGM	Total	Avg
ALFORD, M	SSK	8	0	0	0	0.0	541	512	29	1,082	135.3
WILLIAMS, T	BC	8	11	0	11	1.4	422	475	94	1,002	125.3
MCALLISTER, T	HAM	6	194	49	145	32.3	278	372	47	891	148.5
OLIVEIRA, B	WPG	8	847	593	254	105.9	0	0	0	847	105.9
WORTHY, C	MTL	7	20	0	20	2.9	285	454	12	771	110.1
LEAKE, J	TOR	6	19	19	0	3.2	485	242	0	746	124.3
GRANT, J	WPG	5	30	13	17	6.0	314	298	68	710	142.0
BUTLER, J	HAM	8	683	406	277	85.4	0	0	0	683	85.4
BARNES, C	CGY	8	235	0	235	29.4	0	307	111	653	81.6
MORROW, J	SSK	8	553	421	132	69.1	0	87	0	640	80.0
BANE JR, S	SSK	8	637	22	615	79.6	0	0	0	637	79.6
SIMS, C.J.	EDM	6	0	0	0	0.0	236	384	7	627	104.5
DANDRIDGE, B	OTT	7	0	0	0	0.0	323	292	0	615	87.9
SCHOEN, D	WPG	8	610	0	610	76.3	0	0	0	610	76.3
MACK, A	MTL	7	601	0	601	85.9	0	0	0	601	85.9
STANBACK, W	MTL	7	581	416	165	83.0	0	0	0	581	83.0
JONES, Tevin	SSK	7	563	0	563	80.4	0	0	0	563	80.4
MILLS, D	CGY	7	550	483	67	78.6	0	0	0	550	78.6
OUELLETTE, A.J.	TOR	7	555	459	96	79.3	0	0	0	555	79.3
DEMSKI, N	WPG	7	545	48	497	77.9	0	0	0	545	77.9
BEGELTON, R	CGY	7	544	7	537	77.7	0	0	0	544	77.7
MIZZELL, T	BC	6	523	413	110	87.2	0	0	0	523	87.2
JULIEN-GRANT, K	MTL	6	493	7	486	82.2	0	0	0	493	82.2
MOORE, K	EDM	8	347	0	347	43.4	73	52	20	492	61.5
HOLLINS, A	BC	8	474	0	474	59.3	0	0	0	474	59.3
BROWN, K	EDM	8	465	341	124	58.1	0	0	0	465	58.1
GODWIN, T	HAM	8	447	0	447	55.9	0	15	0	462	57.8
ODOMS-DUKES, T	CGY	7	456	0	456	65.1	0	0	0	456	65.1
EMILUS, S	SSK	8	440	0	440	55.0	0	10	0	450	56.3
WILLIAMS, D	HAM	8	435	0	435	54.4	0	0	0	435	54.4

CFL INDIVIDUAL LEADERS · TO WEEK: 9

INTERCEPTIONS				
Player	Tm	Int	Yds	LG TD
HOUSTON, D	WPG	6	39	21 0
DANIEL, R	TOR	4	194	79 1
DANDRIDGE, B	OTT	4	66	33 2
LEONARD, R	HAM	3	22	9 0
EVANS, C	MTL	3	21	19 0
MARSHALL, N	SSK	3	-5	0 0
ALEXANDER, B	WPG	2	85	62 0
MILLIGAN, R	SSK	2	59	56 0
AMOS, D	TOR	2	58	58 1
COLEMAN, D	OTT	2	58	48 0
JUDGE, C	CGY	2	48	35 0
PURIFOY, L	EDM	2	34	27 1
RODGERS, K	MTL	2	24	15 0
PETERS, G	BC	2	10	7 0
ADDAE, A	OTT	2	3	3 0

FUMBLE RETURNS				
Player	Tm	FR	Yds	LG TD
HOUSTON, D	WPG	3	12	10 0
DOZIER, B	CGY	2	35	31 1
DANIEL, R	TOR	2	24	24 0
DEQUOY, M	MTL	2	1	1 0
DANDRIDGE, B	OTT	2	0	0 0
H-REED, Jo.	CGY	2	-1	0 0
EDWARDS-C, J	BC	1	63	63 1
EDWARDS, C	HAM	1	62	62 1
COLEMAN, D	OTT	1	45	45 1
SOPIK, F	HAM	1	38	38 0
LOKOMBO, B	BC	1	30	30 1
LAURENT, T	HAM	1	8	8 0
ROSE, M	CGY	1	4	4 0

QB SACKS			
Player	Tm	QS	Yds Max
BETTS, M	BC	10	75 3
JEFFERSON, W	WPG	8	58 2
LEONARD, A	EDM	6	25 3
ROSE, M	CGY	6	34 2
VAUGHTERS, J	CGY	5	23 2
CARTER, B	OTT	5	43 1
ORIMOLADE, F	TOR	5	26 1
CARNEY, M	HAM	5	47 2
HENDRIX, D	TOR	4	17 2
JEFFCOAT, J	WPG	4	26 1
WAKEFIELD, M	OTT	4	25 1
ROBERTSON, P	SSK	4	32 1
CERESNA, J	EDM	4	15 2
EDWARDS, C	HAM	4	21 1
LANIER II, A	SSK	4	31 3

DEFENSIVE PLAYS - TOTAL											DEF	
Player	Tm	DT	ST	TT	QS	FF	Int	KD	FR	TFL	BK	PLY
AWE, Micah	CGY	62	3	65	1	1	1	0	0	1	0	69
DEAN, Larry	SSK	53	0	53	1	1	1	3	0	0	0	59
DANIEL, Robertson	TOR	44	0	44	0	1	4	4	2	1	0	56
THURMAN, Jameer	HAM	48	1	49	3	1	0	0	0	0	0	53
WALL, Titus	CGY	38	6	44	1	1	0	2	0	4	0	52
PICKETT, Adarius	TOR	35	9	44	2	0	0	2	0	3	0	51
LOKOMBO, Bo	BC	44	2	46	2	0	1	1	1	0	0	51
MORGAN, Nyles	EDM	43	0	43	1	0	1	0	0	1	0	46
GRIFFIN, Frankie	OTT	38	1	39	0	0	1	1	1	4	0	46
JUDGE, Cameron	CGY	37	1	38	2	1	2	2	0	1	0	46
BEVERETTE, Tyrice	MTL	31	7	38	1	0	0	2	1	2	0	44
MCMANIS, Wynton	TOR	38	1	39	1	0	1	2	0	2	0	45
BIGHILL, Adam	WPG	39	0	39	2	0	0	0	0	3	0	44
HOLM, Evan	WPG	33	1	34	0	0	0	8	0	1	0	43
HLADIK, Ben	BC	38	0	38	1	0	1	1	0	0	0	41
EDWARDS, Chris	HAM	31	0	31	4	0	1	0	1	4	0	41
LAWRENCE, Simoni	HAM	31	0	31	1	1	1	4	0	2	0	40
KONAR, Adam	EDM	37	1	38	0	0	0	0	0	0	0	38
LEE, TJ	BC	31	3	34	0	0	1	2	0	1	0	38
COLEMAN II, Douglas	OTT	27	0	27	3	0	2	3	1	2	0	38
PETERS, Garry	BC	28	0	28	0	0	2	6	0	1	0	37
MURRAY, Najee	MTL	32	0	32	0	1	1	1	0	1	0	36
HOUSTON, Demerio	WPG	23	0	23	0	0	6	4	3	0	0	36
BETTS, Mathieu	BC	23	1	24	10	0	0	1	0	1	0	36
CARNEY, Malik	HAM	28	0	28	5	1	0	1	0	1	0	36

DEFENSIVE TAKEAWAYS				
Player	Tm	Int	Fum	Tot
HOUSTON, D	WPG	6	3	9
DANIEL, R	TOR	4	2	6
DANDRIDGE, B	OTT	4	2	6
LEONARD, R	HAM	3	1	4
EVANS, C	MTL	3	0	3
COLEMAN, D	OTT	2	1	3
MARSHALL, N	SSK	3	0	3
DEQUOY, Marc-A	MTL	1	2	3

FORCED FUMBLES		
Player	Tm	FF
JEFFERSON, Willie	WPG	2

DEFENSIVE TACKLES		
Player	Tm	DT
AWE, Micah	CGY	62
DEAN, Larry	SSK	53
THURMAN, Jameer	HAM	48
LOKOMBO, Bo	BC	44
DANIEL, Robertson	TOR	44
MORGAN, Nyles	EDM	43
BIGHILL, Adam	WPG	39
HLADIK, Ben	BC	38
GRIFFIN, Frankie	OTT	38
WALL, Titus	CGY	38
MCMANIS, Wynton	TOR	38
KONAR, Adam	EDM	37
JUDGE, Cameron	CGY	37

SPEC. TEAM TACKLES		
Player	Tm	STT
FLOWERS-LLOYD, Carthell	HAM	17
ALLEN, A.J.	SSK	11
HUTTER, Scott	EDM	10
WILLIAMS, Darius	CGY	10
CADWALLADER, Tanner	WPG	9
RICHARDS, Tyrell	MTL	9
PICKETT, Adarius	TOR	9
HALLETT, Nick	WPG	8
COLE, Brian	WPG	8
CROSS, Nic	HAM	8
HERDMAN-REED, Justin	SSK	8

PASS KNOCKDOWNS		
Player	Tm	KD
JEFFERSON, Willie	WPG	9
HOLM, Evan	WPG	8
PETERS, Garry	BC	6
LAWRENCE, Desmond	WPG	5
NICHOLS, Deatrick	WPG	5
LEONARD, Richard	HAM	5
WILLIAMS, Kobe	CGY	4
GEORGE JR, Kenneth	HAM	4
DANIEL, Robertson	TOR	4
BRATTON, Darrius	EDM	4
ENTO, Kabion	MTL	4
HENDERSON, Amari	SSK	4
LAWRENCE, Simoni	HAM	4




RECORD - 2015 TO 2023				W-L RECORD:				AT HOME:			ROAD:			DIVISION:			PTS FOR:			PTS ALLD:			Comeback Wins	
YEAR	HEAD COACH	Pos	PL	W	L	T	Pts	Pct	W	L	T	W	L	T	W	L	T	PF	PF Rk	PA	PA Rk	Yr	Gm	
2023	Rick Campbell	1		6	2	0	12	.333	3	0	0	3	2	0	5	1	0	196	24.5	3	144	18.0	1	
2022	Rick Campbell	2	P	12	6	0	24	.667	6	3	0	6	3	0	8	4	0	525	29.2	3	405	22.5	3	'23
2021	Rick Campbell	4	---	5	9	0	10	.357	2	5	0	3	4	0	2	7	0	312	22.3	4	351	25.1	7	'22
2019	DeVone Claybrooks	5	---	5	13	0	10	.278	3	6	0	2	7	0	0	10	0	411	22.8	6	452	25.1	6	'21
2018	Wally Buono	4	P-x	7	11	0	14	.389	7	2	0	2	7	0	4	6	0	423	23.5	7	473	26.3	7	'19
2017	Wally Buono	5	---	7	11	0	14	.389	3	6	0	4	5	0	3	7	0	469	26.1	7	501	27.8	7	
2016	Wally Buono	2	P	12	6	0	24	.667	6	3	0	6	3	0	5	5	0	545	30.3	3	454	25.2	3	
2015	Jeff Tedford	3	P	7	11	0	14	.389	4	5	0	3	6	0	4	6	0	437	24.3	6	486	27.0	6	



2015 - 2023: RECORD WHEN ...

BC RECORD	RECORD SINCE 2015:					In 2023			In 2022			In 2021			In 2019			In 2018			In 2017			In 2016			In 2015			
	G	W	L	T	Pct	W	L	T	W	L	T	W	L	T	W	L	T	W	L	T	W	L	T	W	L	T	W	L	T	
ALL GAMES	130	63	67	0	.485	6	2	0	12	6	0	5	9	0	5	13	0	9	9	0	7	11	0	12	6	0	7	11	0	
HOME	64	34	30	0	.531	3	0	0	6	3	0	2	5	0	3	6	0	7	2	0	3	6	0	6	3	0	4	5	0	
ROAD	66	29	37	0	.439	3	2	0	6	3	0	3	4	0	2	7	0	2	7	0	4	5	0	6	3	0	3	6	0	
First 9 games	71	37	34	0	.521	6	2	0	8	1	0	4	5	0	1	8	0	3	6	0	5	4	0	6	3	0	4	5	0	
Last 9 games	57	26	31	0	.456				4	5	0	1	4	0	4	5	0	6	3	0	2	7	0	6	3	0	3	4	0	
In OT Games	7	3	4	0	.429	0	0	0	1	0	0	0	1	0	0	0	0	1	0	0	0	1	0	0	1	0	1	1	0	
BY DIV/OPPONENT:																														
vs West Division	77	31	46	0	.403	5	1	0	8	4	0	2	7	0	0	10	0	4	6	0	3	7	0	5	5	0	4	6	0	
vs East Division	53	32	21	0	.604	1	1	0	4	2	0	3	2	0	5	3	0	5	3	0	4	4	0	7	1	0	3	5	0	
Calgary	19	6	13	0	.316	1	0	0	2	1	0	1	2	0	0	2	0	1	2	0	0	2	0	1	2	0	0	2	0	
Edmonton	21	10	11	0	.476	2	0	0	3	0	0	1	1	0	0	3	0	2	1	0	0	3	0	1	1	0	1	2	0	
Hamilton	12	6	6	0	.500	0	0	0	1	0	0	0	1	0	0	2	0	1	1	0	1	1	0	2	0	0	1	1	0	
Montréal	13	10	3	0	.769	1	0	0	0	1	0	1	0	0	1	1	0	2	0	0	2	0	0	2	0	0	1	1	0	
Ottawa	14	9	5	0	.643	0	0	0	2	0	0	2	0	0	2	0	0	1	1	0	0	2	0	2	0	0	0	2	0	
Saskatchewan	19	10	9	0	.526	1	0	0	2	1	0	0	2	0	0	3	0	0	2	0	1	1	0	3	0	0	3	0	0	
Toronto	14	7	7	0	.500	0	1	0	1	1	0	0	1	0	2	0	0	1	1	0	1	1	0	1	1	0	1	1	0	
Winnipeg	18	5	13	0	.278	1	1	0	1	2	0	0	2	0	0	2	0	1	1	0	2	1	0	0	2	0	0	2	0	
BY MONTH:																														
June/July	41	23	18	0	.561	6	1	0	5	1	0				1	6	0	2	3	0	4	2	0	3	2	0	2	3	0	
August	28	12	16	0	.429	0	1	0	3	1	0	2	2	0	0	3	0	1	3	0	1	3	0	4	1	0	1	2	0	
September	24	13	11	0	.542	0	0	0	2	2	0	2	1	0	3	1	0	3	1	0	1	2	0	1	1	0	1	3	0	
October/November	37	15	22	0	.405	0	0	0	2	2	0	1	6	0	1	3	0	3	2	0	1	4	0	4	2	0	3	3	0	
Coming Off a Bye	18	7	11	0	.389	1	0	0	2	1	0	1	1	0	0	3	0	1	2	0	1	1	0	0	2	0	1	1	0	
MARGINS:																														
0-4 pts	34	15	19	0	.441	0	0	0	3	1	0	0	2	0	2	3	0	3	3	0	1	3	0	2	4	0	4	3	0	
5-10 pts	34	17	17	0	.500	2	0	0	2	1	0	2	4	0	0	4	0	4	1	0	2	4	0	4	0	0	1	3	0	
11-19 pts	29	14	15	0	.483	1	0	0	4	2	0	1	0	0	0	4	0	2	3	0	3	2	0	3	1	0	0	3	0	
20+ pts	33	17	16	0	.515	3	2	0	3	2	0	2	3	0	3	2	0	0	2	0	1	2	0	3	1	0	2	2	0	
LEADS AFTER ...																														
Lead after Q1	66	45	21	0	.682	5	0	0	9	1	0	4	2	0	3	4	0	6	2	0	4	2	0	8	3	0	6	7	0	
Trail after Q1	51	11	40	0	.216	0	1	0	2	5	0	0	5	0	1	7	0	3	7	0	1	9	0	3	3	0	1	3	0	
Tied after Q1	13	7	6	0	.538	1	1	0	1	0	0	1	2	0	1	2	0	0	0	0	2	0	0	1	0	0	0	1	0	
Lead after 1st H	61	46	15	0	.754	6	0	0	9	0	0	5	1	0	4	3	0	4	3	0	6	1	0	8	2	0	4	5	0	
Trail after 1st H	62	15	47	0	.242	0	2	0	3	5	0	0	8	0	0	9	0	5	6	0	0	8	0	4	4	0	3	5	0	
Tied after 1st H	7	2	5	0	.286	0	0	0	0	1	0	0	0	0	1	1	0	0	0	0	1	2	0	0	0	0	0	1	0	
Lead after Q3	68	51	17	0	.750	6	0	0	11	0	0	5	1	0	4	2	0	6	3	0	6	3	0	8	2	0	5	6	0	
Trail after Q3	61	12	49	0	.197	0	2	0	1	6	0	0	8	0	1	11	0	3	6	0	1	8	0	4	3	0	2	5	0	
Tied after Q3	1	0	1	0	.000	0	0	0	0	0	0	0	0	0	0	0	0	0	0	0	0	0	0	0	1	0	0	0	0	
SCORING:																														
When Scoring First	77	47	30	0	.610	5	1	0	11	2	0	5	5	0	2	5	0	5	5	0	6	2	0	8	4	0	5	6	0	
Score 0-19 pts	39	5	34	0	.128	1	1	0	1	4	0	1	5	0	1	8	0	0	5	0	0	4	0	1	2	0	0	5	0	
Score 20-29 pts	51	23	28	0	.451	3	1	0	1	2	0	2	4	0	2	3	0	5	4	0	2	7	0	4	1	0	4	6	0	
Score 30+ pts	40	35	5	0	.875	2	0	0	10	0	0	2	0	0	2	2	0	4	0	0	5	0	0	7	3	0	3	0	0	
Allow 0-19 pts	41	39	2	0	.951	6	0	0	8	0	0	5	0	0	4	2	0	4	0	0	4	0	0	6	0	0	2	0	0	
Allow 20-29 pts	42	15	27	0	.357	0	0	0	1	4	0	0</																		



CURRENT CFL '23	BC	BC LIONS CURRENT ROSTER	CAREER YRS / GMS	CFL 2023 SCHEDULE	CG	ED	WP	TO	ML	SK	ED	WP	CG	SK	HM	ML	OT	ED	SK	WP	HM	CG	Rg Seas In 2023		
NO	NO	No Player	Pos ST	Yr GP GS	School / Age	1	2	3	4	5	6	7	8	9	10	11	12	13	14	15	16	17	18	GP GS	
No of Plyrs: 56		1 PETERS, Garry	DB A	7 95 88	Clemson	D	D	D	D	D	D	D	D											8 8	
Min 1 GP 51		2 WOODS, Josh	LB A	3 27 0	UCLA	N	N	N	N	N	DA	DA	N											8 0	
IL Only 5		3 ADAMS JR, Vernon	QB A	7 83 41	Oregon	O	O	O	O	O	O	N	N											8 6	
Veterans 46		4 HATCHER, Keon	WR A	3 30 29	Arkansas	XIL	XIL	XIL	O	O	O	O	O											5 5	
Yr 1 Players 10		6 LEE, T.J.	DB A	9 117 116	E Washington	D	D	D	D	D	D	D	D											8 8	
Nationals 23		7 WHITEHEAD, Lucky	WR A	4 48 48	Florida Atlantic	O	XIL	O	XIL	O	O	O	O											6 6	
Americans 31		8 DAVIS, Dominique	QB A	8 114 14	East Carolina	N	N	N	N	N	N	N	N											8 0	
Globals 2		9 JONES, Mike	DB A	4 39 32	Temple	XIL	XIL	XIL	XIL	XIL	XIL	XIL	XIL											0 0	
Starters:		10 WHYTE, Sean	K N	14 194 0	Surrey Jrs.	N	N	N	N	N	N	N	N											8 0	
Min. 1 Start 30		11 FLINTOFT, Stefan	K-P A	3 38 0	UCLA	DA	DA	DA	DA	DA	DA	DA	DA											8 0	
Career: (Avg)		13 HOLLINS, Alexander	WR A	2 12 12	Eastern Illinois	O	O	O	O	O	O	O	O											8 8	
CFL Seasons 3.9		14 SAYLES, Marcus	DB A	5 73 72	West Georgia	D	D	D	D	D	D	D	D											8 8	
CFL Games 45.3		17 EVANS, Dane	QB A	5 71 30	Tulsa	N	N	N	N	N	N	O	O											8 2	
		18 MCINNIS, Justin	WR N	4 41 23	Arkansas State	O	O	O	O	N	N	O	N											8 5	
GAMES PLAYED		19 RHYMES, Dominique	WR A	6 68 61	Murray State	O	O	XIL	O	O	O	XIL	O											6 6	
All Players BC		20 LOKOMBO, Bo	LB N	8 111 52	Oregon	D	D	D	D	D	D	D	D											8 8	
Gme Played:		21 BAGAYOGO, Siriman	DB N	1 4 0	Guelph	XIL	XIL	XIL	XIL	N	N	N	N											4 0	
By Veterans 324		23 GREENE, Adrian	DB N	2 17 1	St. Mary's	N	N	N	N	D	N	N	N											8 1	
By Yr1 Plyr 36		24 RENE, Patrice	DB N	2 7 0	Rutgers	N	N	N	N	N	XIL	XIL	N											6 0	
Gm Started:		25 MIZELL, Taquan	RB A	1 6 6	Virginia	O	O	O	O	XIL	XIL	O	O											6 6	
By Veterans 182		26 LAFRANCE, Kienan	RB N	8 110 8	Manitoba	N	N	N	N	XIL	N	XIL	N											6 0	
By Yr1 Plyr 10		28 SHIVERS, Shaun	RB A	1 2 2	Indiana	PR	PR	PR	PR	O	O	XIL	XIL											2 2	
		29 EDWARDS-COOPER, J	DB A	3 24 24	Tex A&M Com	D	D	D	D	D	D	D	D											8 8	
		32 ROUYER, Maxime	LB G	4 30 0	McGill	XIL	XIL	XIL	N	N	N	N	N											5 0	
		33 RUGAMBA, Emmanuel	LB A	2 18 18	Miami (OH)	D	D	D	D	XIL	D	D	D											7 7	
		34 MACKIE, David	DB N	5 64 0	Western	N	N	N	N	N	N	N	N											8 0	
		36 MAUGER, Quincy	DB A	2 16 16	Georgia	D	D	D	D	D	D	D	D											8 8	
Starts		44 MESSAM, Isaiah	DB N	5 64 11	Wilfrid Laurier	N	N	N	N	N	N	N	XIL											7 0	
By Nat'l 63		45 PICKETT, Riley	LS N	2 18 0	Saskatchewan	N	N	N	N	N	N	N	N											8 0	
- O-Line 24		46 HLADIK, Ben	LB N	3 40 21	UBC	D	D	D	D	D	D	D	D											8 8	
- WR / RB 13		47 TEUHEMA, Sione	DT A	2 22 12	SE Louisiana	D	D	D	D	D	D	D	D											8 8	
- D-Line 9		48 VARGA, Ryder	LB N	1 8 0	Regina	N	N	N	N	N	N	N	N											8 0	
- DB / LBs 17		49 DEBAILLIE, Tibo	DL G	3 29 0	Towson	N	N	N	N	N	N	N	N											8 0	
		50 NORMAN, Philip	OL A	4 29 29	Beth Cookman	XIL	XIL	XIL	XIL	XIL	XIL	XIL	XIL											0 0	
		51 COUTURE, Michael	OL N	7 101 46	SFU	O	O	O	O	O	O	O	O											8 8	
		54 PEIRSON, Andrew	OL N	5 46 16	Gannon	O	O	O	O	O	O	O	O											8 8	
		56 MENARD, David	DL N	9 134 14	Montreal	N	N	N	N	N	N	N	N											8 0	
		57 SCHLEUGER, Chris	OL A	4 22 18	UAB	XIL	XIL	XIL	XIL	XIL	XIL	XIL	XIL											0 0	
		58 BARON, Woody	DL A	5 64 60	Virginia Tech	D	D	D	D	D	D	D	D											8 8	
		59 PERKINS, Kent	OL A	3 39 39	Texas	O	O	O	O	O	O	O	O												8 8
		65 CHUNGH, Sukh	OL N	8 115 115	Calgary	O	O	O	O	O	O	O	O											8 8	
		66 KNEVEL, David	OL N	5 41 1	Nebraska	N	N	N	N	N	N	N	N											8 0	
		69 BROXTON, Jarell	OL A	3 12 12	Baylor	O	O	O	O	O	O	O	O											8 8	
		86 COTTOY, Jevon	WR N	4 56 51	Langley Jrs	O	O	O	O	O	O	O	O											8 8	
		87 WILLIAMS, Terry	WR A	3 27 1	Tenn - Martin	DA	DA	DA	DA	DA	DA	DA	DA											8 0	
		88 PETERMANN, Daniel	WR N	5 69 8	McMaster	N	N	N	N	XIL	XIL	N	XIL											5 0	
		90 BETTS, Mathieu	DL N	4 45 35	Laval	D	D	D	D	D	D	D	D											8 8	
		91 CHERRY, Nathan	DL N	2 25 8	Saskatchewan	N	N	N	N	N	N	N	N											8 1	
		92 BANKS, Josh	DL A	3 37 37	Wake Forest	D	D	D	D	D	D	D	XIL											7 7	
		93 SIDDIQ, Amir	DL A	1 8 0	NC - Charlotte	DA	DA	DA	DA	DA	DA	N	DA											8 0	
		94 ARCHIBALD, Joshua	DL N	2 18 0	McGill	N	N	N	N	N	N	N	N											8 0	
		95 MOORE, Marcus	DL A	1 1 0	Utah State	PR	PR	PR	PR	PR	PR	PR	DA											1 0	
		98 BEMMY, Francis	DL N	1 0 0	So Utah	XIL	XIL	XIL	XIL	XIL	XIL	XIL	XIL											0 0	
		80 EBERHARDT, Ayden	WR A	1 2 2	Wyoming	PR	O	O	PR	PR	PR	PR	PR											2 2	
		70 BURNHAM, Keiran	K A	1 0 0	St. F Xavier	XIL	XIL	XIL	XIL	XIL	XIL	PR	PR											0 0	
		41 PARKER, Brooks	LB A	1 5 0	Delaware St	DA	DA	DA	PR	DA	PR	DA	PR											5 0	
CURRENT ROSTER		No of Players: 56		Vets: 46		45	45	45	45	45	45	45	0	0	0	0	0	0	0	0	0	0	0	360 192	
Min: 1GP,1GS / IL		Min 1 GP/GS: 51 30		Yr1: 10		24	24	24	24	24	24	24	0	0	0	0	0	0	0	0	0	0	0		

1. Status: O/D = Starter, N = Substitute, DA = Designated American, XIL = Injured List, PR = Practice Roster

2. Note Re Starters: 'Starters' are drawn primarily from Depth Charts rather than from signed (pre)game sheets as before. Starter selection accounts for: 1) The frequency of plays in which they participate, and 2) Nationalized American status (NA). NA players appear as on Depth Charts as 'DAs' but since they participate in most plays they are rightfully assigned a start.



2023 GAME SCHEDULE				GAME SCORES						TEAM SCORING					OPPONENT SCORING					BC								
GM	#	DATE	OPP	Atten	PF	PA	Mg	Res	1st	BC	Opp	1	2	3	4	OT	1	2	3	4	OT	Record	GP	W	L	T		
1	10	Jun 08	A CGY	17,942	25	15	+10	W	Y	+16	0	7	6	1	11		0	3	3	9		All Gms	8	6	2	0		
2	16	Jun 17	H EDM	33,103	22	0	+22	W	Y	+22	0	0	9	10	3		0	0	0	0		Home	3	3	0	0		
3	18	Jun 22	A WPG	25,662	30	6	+24	W		+24	+3	7	10	6	7		3	3	0	0		Away	5	3	2	0		
4	24	Jul 03	A TOR	12,473	24	45	-21	L	Y	+7	+21	7	7	3	7		7	18	10	10		By 0-4:	0	0	0	0		
5	28	Jul 09	H MTL	20,106	35	19	+16	W	Y	+19	0	7	17	7	4		7	6	3	3		By 20+:	5	3	2			
6	35	Jul 22	H SSK	23,902	19	9	+10	W	Y	+10	0	7	0	3	9		0	3	3	3								
7	39	Jul 29	A EDM	24,613	27	0	+27	W	Y	+27	0	6	10	8	3		0	0	0	0								
8	41	Aug 03	A WPG	30,874	14	50	-36	L		0	+36	1	3	4	6		14	13	10	13								
9	47	Aug 12	H CGY																									
10	52	Aug 20	A SSK																									
11	55	Aug 26	H HAM																									
12	57	Sep 02	A MTL																									
13	68	Sep 16	H OTT																									
14	70	Sep 22	A EDM																									
15	74	Sep 29	H SSK																									
16	78	Oct 06	H WPG																									
17	81	Oct 13	A HAM																									
18	85	Oct 20	H CGY																									
TOTALS				188,675	196	144	+6.5	6	+27	+36		42	62	42	50	0	31	46	29	38	0							
2023 SCORING				Per Gm	24.5	18.0					Qtr Diff:	+11	+16	+13	+12	0												
ATTEND / H-A PTS				23,584							Hm:	76	28			Aw:	120	116			Tm/Opp Hi:	35	50	HOME ATTEND			77,111	
																						AVERAGE			25,704			

2023 HOME SCHEDULE				
Gm	Opp	Res	Attend	
1	EDM	W	1-0	33,103
2	MTL	W	2-0	20,106
3	SSK	W	3-0	23,902
4	CGY			
5	HAM			
6	OTT			
7	SSK			
8	WPG			
9	CGY			
HOME ATTEND				77,111
AVERAGE				25,704

2023 TEAM STATISTICS				
CATEGORY	BC		OPP	
Total Points / Avg	196	24.5	144	18.0
Offensive Pts / Avg	183	22.9	131	16.4
Touchdowns	18		13	
Converts - 1 pt	16		11	
Converts - 2 pt	0		0	
Field goals	22		18	
Singles	6		1	
Safety Touches	0		0	
TD - Rushing	4		5	
- Passing	12		6	
- Defensive Ret.	2		1	
- Punt Returns	0		1	
- Other	0		0	

2023 TEAM STATISTICS				
CATEGORY	BC		OPP	
2ND DOWN CONVERSIONS & RED ZONE:				
2nd Down Conv:	Attempts	178	168	
	Conversions	84	62	
	% Made	47.2	36.9	
2D Cnv Range %	1-3 yds	74.1	62.1	
	4-6 yds	60.0	47.8	
	7+ yds	33.7	23.7	
3rd & Short Yds (1-2 yds)	Attempts	10	10	
	Conversions	9	7	
	Failed	1	3	
RED ZONE: (Ins 20 YL)				
- Red Zone Opps / TDs		21 / 11	16 / 7	
- Red Zone TD %		52.4	43.8	
TURNOVERS / RATIO: +0				
Total T/Os *		19	19	
- Interceptions (excl. C2)		11	7	
- Fumbles Lost (excl. C2)		5	5	
- T/Os on Downs		3	7	
- T/Os - Offence		16	17	
- T/Os - Spec. Tms (Ret. fumbles)		(3)	(2)	
Fumbles / Lost (Total)		7 / 5	6 / 5	
Opponent Pts Off T/Os		66	42	

POSSESSION ANALYSIS DATA			
	BC	OPP	
Possessions	115	114	
TD - % / Tot	14%	16	10%
FG Attempts	23	21	
Off. Turnovers	16	17	
Punts	52	60	
Other (ST & Kneels)	8	5	
Score % (TD & FG)	33%	25%	
2 & Outs	37	39	
Avg Drv Start YL	34.5	39.2	

2023 TEAM OFFENCE:				
	No	Avg	No	Avg
NET OFFENCE YDS	2,807	350.9	2,353	294.1
Rushing Yards	688	86.0	600	75.0
Passing Yards	2,286	285.8	1,946	243.3
Less: Tm Losses	167		193	
1st Downs Total	164		133	
Offensive Plays	448	56.0	408	51.0
Yards per Off. Play	6.3		5.8	
Time of Possession	32:02		27:58	
Rush Attempts	150		122	
Avg Yds per Rush	4.6		4.9	
Pass Attempts	265		261	
Completions / %	180	67.9	169	64.8
Interceptions	11		7	
TD Passes	12		6	
Yds per Attempt	8.6		7.5	
Pass Efficiency Rtg	92.4		83.6	
Yards After Catch	762		799	
Avg Pass Depth	12.4 yds		9.4 yds	
20+ yd Depth (Att/Com)	69 / 26		40 / 13	
QB Sacks Allowed	21		25	
1st Dn:				
- Rush	46		42	
- Pass	102		76	
- Penalty	16		15	
Penalty				
- Total (incl decl)	76		75	
- Penalty yards	676		722	

2023 SPECIAL TEAMS:			
Field Goals	Att / Md	23 / 22	22 / 18
	% Made	95.7	81.8
Convert (C-1)	Att / Md	17 / 16	12 / 11
	% Made	94.1	
Convert (C-2)	Att / Md	1 / 0	1 / 0
Punts	No / Yds	52 / 2,447	60 / 2,654
Avg Punt	Avg / Net	47.1 / 36.1	44.2 / 36.8
Kickoffs	No / Yds	29 / 1,777	23 / 1,499
Avg Kickoff	Avg	61.3	65.2
Punt Returns	No / Yds	42 / 449	35 / 371
	Avg	10.7	10.6
Kickoff Returns	No / Yds	22 / 531	28 / 561
	Avg	24.1	20.0
FG Miss Ret.	No / Yds	3 / 94	1 / 20

Drive Starts			
By Range:	Dr	TD	Opp
Own			
1-20 yl	24 / 3	15 / 2	
21-40 yl	65 / 9	59 / 2	
41-55 yl	14 / 1	24 / 3	
Opp			
54-41 yl	8 / 2	13 / 3	
40-21 yl	3 / 0	2 / 1	
20- 1 yl	1 / 1	1 / 0	



BIG PLAYS			
	BC	Opp	
On Offence:			
20+ Rs 30+ Ps	3	9	2
Kick Ret:			
Pnt Ret 30+	2	1	
K/O Ret 40+	1	2	
FGM Ret 30+	2	0	
Total / Δ	-1	17	18

PENALTIES & CHALLENGES			
Total (All incl. declined)			
Offence / Offence	25	29	
Spec Tm - Cover / Retn	10	12	
Challenges / Won	1 / 0		

* Turnovers exclude INTs & Fumbles Lost on 2-pt Converts



2023 GM-BY-GM DATA

RECORD GP: 8 W: 6 L: 2

2023 GAMES WITH ...	8 GP
Better Avg Field Position	2 gms
Positive T/O Ratio	4
More Net Offence than Opp't	6
Higher 2nd Dn Conv'n %	6
More Sacks Than Opp't	3



2023 CORE TEAM METRICS	BC	OPP
Points per game	24.5	18.0
Net Offence Yds per gm	351	294
TD Drive %	14%	10%
2nd Down Conversion %	47%	37%
Big Plays / game	2.1	2.3

OTHER TEAM DATA	
T/O Ratio	+0
Pass Rating	92.4
Avg Field Pos (yl) *	34.5
Red Zone TD%	52.4

* Avg drive start yd line

BC	#	Gm	Date	Opp	PF	TEAM OFFENCE:				PASSING:					OFF PLY: Avg					T/OVERS		BIG PLAYS		2ND DN CONV %			ON 1ST DOWN:		
						FD	Rsh	Pass	NET	Att	Cm	%	Int	TD	Rsh	Tot	Yds	SA	TOP	T/O	Op Pt	Off	Ret	Att	Md	%	Att	Yds	Avg
1	10	Jun 08	A	CGY	25	27	123	300	421	36	28	77.8	1	2	24	62	6.8	0	33:50	2	6	1	2	23	13	56.5	36	288	8.0
2	16	Jun 17	H	EDM	22	23	119	324	431	35	25	71.4	1	1	25	64	6.7	1	36:00	1	0	1	1	26	14	53.8	35	260	7.4
3	18	Jun 22	A	WPG	30	22	92	237	305	30	20	66.7	0	2	18	51	6.0	3	31:29	0	0	2	0	22	10	45.5	30	180	6.0
4	24	Jul 03	A	TOR	24	22	52	388	413	39	24	61.5	6	3	14	56	7.4	3	28:20	6	34	2	0	19	10	52.6	35	266	7.6
5	28	Jul 09	H	MTL	35	16	86	291	351	26	21	80.8	0	1	17	49	7.2	3	29:02	1	0	3	0	19	7	36.8	27	168	6.2
6	35	Jul 22	H	SSK	19	12	34	227	231	27	17	63.0	1	1	13	45	5.1	4	28:25	4	9	2	0	18	5	27.8	26	120	4.6
7	39	Jul 29	A	EDM	27	26	119	330	425	33	25	75.8	0	2	23	61	7.0	5	37:37	0	0	1	0	28	16	57.1	35	218	6.2
8	41	Aug 03	A	WPG	14	16	63	189	230	39	20	51.3	2	0	16	60	3.8	2	31:30	5	17	0	2	23	9	39.1	31	142	4.6
9	47	Aug 12	H	CGY																									
10	52	Aug 20	A	SSK																									
11	55	Aug 26	H	HAM																									
12	57	Sep 02	A	MTL																									
13	68	Sep 16	H	OTT																									
14	70	Sep 22	A	EDM																									
15	74	Sep 29	H	SSK																									
16	78	Oct 06	H	WPG																									
17	81	Oct 13	A	HAM																									
18	85	Oct 20	H	CGY																									

#	Gm	Date	Opp	PA	OPPT OFFENCE:				OPPT PASSING:					OFF PLY: Avg Op					OPP T/O:		Op Big Ply		2ND D CONV %			OPP 1ST DOWN:			
					FD	Rsh	Pass	NET	Att	Cm	%	Int	TD	Rsh	Tot	Yds	SA	TOP	T/O	BC Pt	Off	Ret	Att	Md	%	Att	Yds	Avg	
1	10	Jun 08	A	CGY	15	16	95	165	249	36	20	55.6	1	1	13	52	4.8	3	26:10	1	0	0	1	23	10	43.5	29	145	5.0
2	16	Jun 17	H	EDM	0	10	54	103	151	22	13	59.1	0	0	12	35	4.3	1	24:00	2	3	1	0	17	6	35.3	19	84	4.4
3	18	Jun 22	A	WPG	6	16	81	214	235	33	19	57.6	1	0	18	58	4.1	7	28:31	4	7	1	1	23	7	30.4	30	158	5.3
4	24	Jul 03	A	TOR	45	21	106	249	329	30	23	76.7	0	1	22	55	6.0	3	31:40	1	3	0	1	22	10	45.5	32	200	6.3
5	28	Jul 09	H	MTL	19	22	74	297	316	40	25	62.5	0	0	14	61	5.2	7	30:58	4	14	3	0	25	11	44.0	33	150	4.5
6	35	Jul 22	H	SSK	9	13	16	284	278	41	32	78.0	2	0	14	58	4.8	3	31:35	3	6	1	0	23	4	17.4	31	174	5.6
7	39	Jul 29	A	EDM	0	12	45	187	219	30	16	53.3	2	0	11	42	5.2	1	22:23	2	3	2	0	19	6	31.6	23	93	4.0
8	41	Aug 03	A	WPG	50	23	129	447	576	29	21	72.4	1	4	18	47	12.3	0	28:30	2	6	7	0	16	8	50.0	31	400	12.9
9	47	Aug 12	H	CGY																									
10	52	Aug 20	A	SSK																									
11	55	Aug 26	H	HAM																									
12	57	Sep 02	A	MTL																									
13	68	Sep 16	H	OTT																									
14	70	Sep 22	A	EDM																									
15	74	Sep 29	H	SSK																									
16	78	Oct 06	H	WPG																									
17	81	Oct 13	A	HAM																									
18	85	Oct 20	H	CGY																									

#	Gm	Date	Opp	BC DRIVES:						OPPONENT DRIVES:						
				Tot	TD	FGA	T/O	Oth	2&O	Tot	TD	FGA	T/O	Oth	2&O	
1	10	Jun 08	A	CGY	13	3	1	1	8	5	14	1	5	1	7	5
2	16	Jun 17	H	EDM	13	1	6	1	5	1	11	0	0	1	10	3
3	18	Jun 22	A	WPG	14	3	3	0	8	5	14	0	2	4	8	7
4	24	Jul 03	A	TOR	17	3	1	6	7	5	15	3	3	1	8	3
5	28	Jul 09	H	MTL	14	3	2	1	8	6	14	1	4	3	6	4
6	35	Jul 22	H	SSK	16	1	4	2	9	8	18	0	3	3	12	8
7	39	Jul 29	A	EDM	13	2	4	0	7	3	13	0	1	2	10	4
8	41	Aug 03	A	WPG	15	0	2	5	8	4	15	6	3	2	4	5
9	47	Aug 12	H	CGY												
10	52	Aug 20	A	SSK												
11	55	Aug 26	H	HAM												
12	57	Sep 02	A	MTL												
13	68	Sep 16	H	OTT												
14	70	Sep 22	A	EDM												
15	74	Sep 29	H	SSK												
16	78	Oct 06	H	WPG												
17	81	Oct 13	A	HAM												
18	85	Oct 20	H	CGY												

GAME	Gm	Opp	Lg	W-L	Lead	Av Fld Pos			-- Differential --			T/O	Ret	BC
						BC	Opp	2D%	BgPl	Sack	Rat			
1	CGY	W	+16	28	45	+13%	+2	+3	-1	0	7			
2	EDM	W	+22	29	38	+19%	+1	0	+1	0	9			
3	WPG	W	+24	39	33	+15%	0	+4	+4	0	5			
4	TOR	L	+7	34	45	+7%	+1	0	-5	0	14			
5	MTL	W	+19	41	31	-7%	0	+4	+3	1	11			
6	SSK	W	+10	35	43	+10%	+1	-1	-1	0	11			
7	EDM	W	+27	28	36	+26%	-1	-4	+2	0	8			
8	WPG	L	+0	40	41	-11%	-5	-2	-3	1	11			
9	CGY													
10	SSK													
11	HAM													
12	MTL													
13	OTT													
14	EDM													
15	SSK													
16	WPG													
17	HAM													
18	CGY													

* Avg starting yard line for drives



2023 INDIVIDUAL OFFENCE

PASSING	2023 BASE PASSING DATA:								Effic	Avg Yds	Int %	TD %
	Att	Com	%	Yds	Int	TD	LG	30				
ADAMS JR., Vernon	167	119	71.3	1,548	8	9	68	6	98.1	9.3	4.8	5.4
EVANS, Dane	79	53	67.1	662	3	3	55	3	89.7	8.4	3.8	3.8
DAVIS, Dominique	18	8	44.4	76	0	0	15	0	56.7	4.2	0.0	0.0
NON-OB	1	0		0	0	0	0	0				
TEAM TOTALS	265	180	67.9	2,286	11	12	68	9	92.4	8.6	4.2	4.5
OPPONENTS	261	169	64.8	1,946	7	6	71	13	83.6	7.5	2.7	2.3

2023 QB STARTS:					QS	300	GM HIGH	
GS	W	L	T	Tkn			Yds	TD
6	5	1	0	12	3	388	3	
2	1	1	0	7	1	330	2	
0	0	0	0	2	0	76	0	
8	6	2	0	21	4	388	3	

QB DATA DRIVES & DEPTH	Tot Poss	TD Drives:*		Q4 GW
		TDs	TD%	
ADAMS JR., Vernon	72	13	18.1	0
EVANS, Dane	35	3	8.6	0
DAVIS, Dominique	8	0	0.0	0
NON-OB				
TEAM TOTALS	115	16	13.9	0

Pass Depth: **	0-9 Yards Depth:				10-19 Yards Depth:				20+ Yards Depth:					
	Yds*	Att	Avg	Yds	Att	Com	%	Yds	Att	Com	%	Yds		
2,102	167	12.6	82	74	90.2	654	38	24	63.2	389	46	20	43.5	505
915	79	11.6	46	38	82.6	296	16	9	56.3	187	17	6	35.3	179
231	18	12.8	12	8	66.7	76	1	0	0.0	0	5	0	0.0	0
43	1		0	0		0	0	0		0	1	0		0
3291	265	12.4	140	120	85.7	1026	55	33	60.0	576	69	26	37.7	684

* TD% = % of TDs on Total Drives Led ** Pass depth (Yds from LOS to Receiver YL)

RECEIVING STATISTICS:	BASE RECEIVING DATA:							HIGHS:			Targ %	YAC	
	Targ	Rec	Yards	Avg	LG	TD	30+	2D	Max	100			GP
HOLLINS, Alexander	48	34	474	13.9	55	2	2	12	94	0	8	71%	143
HATCHER, Keon	42	27	393	14.6	53	1	1	10	104	1	5	64%	122
RHYMES, Dominique	41	22	316	14.4	35	5	2	7	109	1	6	54%	49
MCINNIS, Justin	31	17	297	17.5	61	1	3	6	81	0	8	55%	66
WHITEHEAD, Lucky	37	26	262	10.1	29	0	0	6	72	0	6	70%	103
COTTOY, Jevon	24	23	254	11.0	21	1	0	5	55	0	8	96%	110
MIZZELL, Taquan	19	15	110	7.3	23	1	0	3	30	0	6	79%	66
EBERHARDT, Ayden	6	5	69	13.8	25	0	0	1	52	0	2	83%	15
SHIVERS, Shaun	8	5	65	13.0	68	0	1	0	73	0	2	63%	63
MACKIE, David	3	3	31	10.3	16	0	0	0	16	0	8	100%	21
WILLIAMS, Terry	5	2	11	5.5	6	0	0	1	11	0	8	40%	1
LAFRANCE, Kienan	1	1	4	4.0	4	0	0	0	4	0	5	100%	3
No Target Atts *	0												----
TEAM TOTALS	265	180	2,286	12.7	68	11	9	51	109	2		68%	762
OPPONENTS	260	169	1,946	11.5	71	6	13	36				65%	799

Effic Rate	Depth Yds*	Avg Dep	20+ Yd Depth:		
			Targ	Rec	%
98.8	689	14.4	16	7	43.8
82.7	592	14.1	10	3	30.0
89.1	796	19.4	22	6	27.3
44.7	535	17.3	13	6	46.2
90.1	360	9.7	5	1	20.0
139.9	157	6.5	1	1	100.0
109.5	54	2.8	1	1	100.0
119.4	63	10.5	1	1	100.0
88.0	9	1.1	0	0	
128.5	10	3.3	0	0	
44.6	26	5.2	0	0	
102.1	0	0.0	0	0	
	0		0	0	
	3,291	12.4	69	26	37.7
	2,456	9.4	40	13	32.5

* Pass thrown away (No Intended Rec); 2D = 2nd Down Conv. Catches; Target % = Receptions / Targets

RUSHING:	BASE RUSHING DATA:							HIGHS:			REG ATT
	Att	Yds	Avg	LG	TD	20	Max	100	GP		
MIZZELL, Taquan	78	413	5.3	22	0	1	117	1	6	136	
ADAMS JR, Vernon	19	107	5.6	24	1	2	35	0	7	QBR	
SHIVERS, Shaun	24	84	3.5	18	1	0	63	0	2	14	
DAVIS, Dominique	18	45	2.5	8	2	0	15	0	8		
LAFRANCE, Kienan	7	27	3.9	11	0	0	22	0	5		
EVANS, Dane	3	14	4.7	7	0	0	0	0	8		
MACKIE, David	1	-2	-2.0	-2	0	0	-2	0	8		
TEAM TOTALS	150	688	4.6	24	4	3	117	1			
OPPONENTS	122	600	4.9	27	5	2					

* QB Rush: Reg = QB sneaks, called runs; QBR = Escape runs after dropbacks

COMBINED YARDS	GP	Total	Yards Gained:				
			Rush	Rec	PtR	KOR	FGM
WILLIAMS, T	8	1,002	0	11	422	475	94
MIZZELL, T	6	523	413	110	0	0	0
HOLLINS, A	8	474	0	474	0	0	0
HATCHER, K	5	402	0	393	9	0	0
RHYMES, D	6	316	0	316	0	0	0
MCINNIS, J	7	297	0	297	0	0	0
WHITEHEAD, L	6	262	0	262	0	0	0
COTTOY, J	8	254	0	254	0	0	0
SHIVERS, S	2	149	84	65	0	0	0
ADAMS JR, V	7	107	107	0	0	0	0
EBERHARDT, A	2	69	0	69	0	0	0
LAFRANCE, K	4	66	27	4	0	35	0
MACKIE, D	7	50	-2	31	0	21	0
DAVIS, D	8	45	45	0	0	0	0
SAYLES, M	8	18	0	0	18	0	0
TEAM		4,048	688	2286	449	531	94
OPPONENTS		3,498	600	1946	371	561	20

BC SCORING	TOUCHDOWNS:					OTHER SCORING					Indiv Pts
	Rsh	Rec	DR	KR	TD	C2	C1	FG	S		
WHYTE, Sean					0	0	16	22	0	82	
FLINTOFT, Stefan					0	0	0	0	6	6	
RHYMES, D	0	5	0	0	5	0	0	0	0	30	
DAVIS, D	2	0	0	0	2	0	0	0	0	12	
HOLLINS, A	0	2	0	0	2	0	0	0	0	12	
MCINNIS, J	0	2	0	0	2	0	0	0	0	12	
ADAMS JR, V	1	0	0	0	1	0	0	0	0	6	
HATCHER, K	0	1	0	0	1	0	0	0	0	6	
SHIVERS, S	1	0	0	0	1	0	0	0	0	6	
E-COOPER, J	0	0	1	0	1	0	0	0	0	6	
COTTOY, J	0	1	0	0	1	0	0	0	0	6	
MIZZELL, T	0	1	0	0	1	0	0	0	0	6	
LOKOMBO, B	0	0	1	0	1	0	0	0	0	6	
TEAM TOTALS	4	12	2	0	18	0	0	0	6	190	
OPPONENTS	5	6	1	1	13	0	11	18	1		



FUMBLES		
Player	Pos	Fum Lost
EVANS, D	QB	1 1
LEE, TJ	DB	1 1
WILLIAMS, T	KR	1 1
SHIVERS, S	RB	1 1
SAYLES, M	KR	1 1
COTTOY, J	WR	1 0
DAVIS, D	QB	1 0
TEAM		7 5
OPPONENT		6 5



2023 INDIVIDUAL SPECIAL TEAMS & DEFENCE

KICKING	BASE KICKOFF DATA: (ALL)				
	No	Yds	Avg	LG	S
FLINTOFT, Stefan	28	1,767	63.1	79	1
WHYTE, Sean	1	10	10.0	10	0
TEAM TOTALS	29	1,777	61.3	79	1
OPPONENTS	23	1,499	65.2		1

BASE PUNTING DATA:						NET PUNTING:		
No	Yds	Avg	LG	S	I10	Rets	Net	Avg
52	2,447	47.1	80	5	3	371	1,876	36.1
0								
52	2,447	47.1	80	5	3	371	1,876	36.1
60	2,654	44.2		0	6			

FLD POS PUNTS			
Sgls	FP	Yd	Avg
(52)	1,824	35.1	
(52)	1824	35.1	

FIELD GOALS & CONVERTS	BASE FG DATA:						<40 yd			40+ yds			50+ yd*		FGs Made		FG Atts:		CONVERTS (C-1)		
	Att	Md	Pct	LG	S	Max	Att	Md	Att	Md	Att	Md	Yds	Avg	Yds	Avg	Att	Md	%		
WHYTE, Sean	23	22	95.7	51	0	5	11	11	12	11	2	1	764	34.7	816	35.5	17	16	94.1		
TEAM TOTALS	23	22	95.7	51	0	5	11	11	12	11	2	1	764	34.7	816	35.5	17	16	94.1		
OPPONENTS	22	18	81.8	52	0		100.0		91.7			50.0									

Notes: Field Position Punting = Net punting less yards counted into the end zone; 50+ Yard FG Attempts data included in 40+ totals

PUNT RETURNS	PR	Yds	Avg	LG	TD	30	Max
	WILLIAMS, Terry	37	422	11.4	44	0	2
SAYLES, Marcus	4	18	4.5	11	0	0	16
HATCHER, Keon	1	9	9.0	9	0	0	9
TEAM TOTALS	42	449	10.7	44	0	2	86
OPPONENTS	35	371	10.6		1	1	



KICKOFF RETURNS	KOR	Yds	Avg	LG	TD	40	Max
	WILLIAMS, Terry	19	475	25.0	62	0	1
LAFRANCE, Kienan	1	35	35.0	35	0	0	35
MACKIE, David	1	21	21.0	21	0	0	21
COTTOY, Jevon	1	0	0.0	0	0	0	0
TEAM TOTALS	22	531	24.1	62	0	1	195
OPPONENTS	28	561	20.0		0	2	

FG MISS RETURNS	No	Yds	LG	TD	30
	WILLIAMS, Terry	3	94	48	0
TEAM TOTALS	3	94	48	0	2
OPPONENTS	1	20		0	0

INTERCEPTION RETURNS	Int	Yds	TD	LG
	PETERS, G	2	10	0
LEE, TJ	1	13	0	13
HLADIK, B	1	16	0	16
E-COOPER, J	1	0	0	0
LOKOMBO, B	1	0	0	0
MOORE, M	1	9	0	9
TEAM TOTALS	7	48	0	16
OPPONENTS	11	277	1	

FUMBLE RETURNS	FR	Yds	TD	LG
	EDWARDS-C, J	1	63	1
MENARD, D	1	0	0	0
COTTOY, J	1	0	0	0
SIDDIQI, A	1	0	0	0
LOKOMBO, B	1	30	1	30
TEAM TOTALS	5	93	2	63
OPPONENTS	5	1	0	

QB SACKS	QS	Yds	Max
	BETTS, M	10	75
TEUHEMA, S	3	12	1
BARON, W	3	30	2
LOKOMBO, B	2	9	1
MENARD, D	2	24	1
RUGAMBA, E	2	17	1
CHERRY, N	1	8	1
HLADIK, B	1	3	1
MAUGER, Q	1	2	1
TEAM TOTALS	25	180	
OPPONENTS	21	155	

2023 TOTAL DEFENSIVE PLAYS - TEAM LEADERS

Player	TOT	DT	ST	TT	QS	FF	Int	KD	FR	TFL	BK
LOKOMBO, Bo	51	44	2	46	2	0	1	1	1	0	0
HLADIK, Ben	41	38	0	38	1	0	1	1	0	0	0
LEE, TJ	38	31	3	34	0	0	1	2	0	1	0
PETERS, Garry	37	28	0	28	0	0	2	6	0	1	0
BETTS, Mathieu	36	23	1	24	10	0	0	1	0	1	0
RUGAMBA, Emmanue	34	28	2	30	2	0	0	1	0	1	0
MAUGER, Quincy	25	18	2	20	1	0	0	3	0	1	0
EDWARDS-COOPER, .	24	18	0	18	0	1	1	0	1	3	0
WOODS, Josh	22	14	7	21	0	0	0	0	0	1	0
SAYLES, Marcus	19	16	1	17	0	0	0	1	0	1	0
BARON, Woody	14	8	0	8	3	0	0	1	0	1	1
TEUHEMA, Stone	13	9	0	9	3	0	0	0	0	1	0
MESSAM, Isaiah	8	1	6	7	0	0	0	0	0	1	0
VARGA, Ryder	8	1	7	8	0	0	0	0	0	0	0
MENARD, David	7	4	0	4	2	0	0	0	1	0	0
CHERRY, Nathan	7	5	0	5	1	1	0	0	0	0	0
ARCHIBALD, Joshua	6	0	6	6	0	0	0	0	0	0	0
DEBAILLIE, Tibo	6	6	0	6	0	0	0	0	0	0	0
MACKIE, David	5	0	5	5	0	0	0	0	0	0	0
GREENE, Adrian	5	4	1	5	0	0	0	0	0	0	0
BAGAYOGO, Siriman-	4	3	1	4	0	0	0	0	0	0	0
PICKETT, Riley	4	0	4	4	0	0	0	0	0	0	0
COTTOY, Jevon	4	2	0	2	0	1	0	0	1	0	0
ROUYER, Maxime	3	0	3	3	0	0	0	0	0	0	0
SIDDIQI, Amir	3	1	1	2	0	0	0	0	1	0	0
HOLLINS, Alexander	3	3	0	3	0	0	0	0	0	0	0
HATCHER, Keon	2	2	0	2	0	0	0	0	0	0	0
RENE, Patrice	2	0	2	2	0	0	0	0	0	0	0
PARKER, Brooks	2	0	2	2	0	0	0	0	0	0	0
WILLIAMS, Terry	2	1	1	2	0	0	0	0	0	0	0
MOORE, Marcus	2	1	0	1	0	0	1	0	0	0	0
BANKS, Josh	1	1	0	1	0	0	0	0	0	0	0
RHYMES, Dominique	1	1	0	1	0	0	0	0	0	0	0
SHIVERS, Shaun	1	1	0	1	0	0	0	0	0	0	0
TEAM TOTALS	442	314	57	371	25	3	7	17	5	13	1
OPPONENTS	479	337	65	402	21	6	11	22	5	11	1

BLOCKED KICKS & OT KICK RECOVERIES		
Player	BK	OTR Type
BARON, Woody	1	Punt



2023 QUARTERBACK/PASSING DATA

DRIVES LED:

PASS DEPTH DATA:

QB DATA		3 ADAMS JR., Vernon						Starts		QS		Poss	Off TD Q4			Att Yds	0-9 Yards:			10-19 Yds:			20+ Yard Attempts:						
Gm Date	Opp	Att	Com	Yds	Int	TD	LG	30	W	L	Tkn		QBR	Pts	Drv		GW	Att	Com	Yds	Att	Com	Yds	Att	Com	Yds	Int	TD	
10 Jun 08	A CGY	36	28	300	1	2	30	1	1		0	3	13	25	3	0	412	19	18	128	9	8	119	8	2	53	0	1	
16 Jun 17	H EDM	35	25	324	1	1	36	1	1		1	2	13	22	1	0	406	18	15	113	8	5	93	9	5	118	1	1	
18 Jun 22	A WPG	29	20	237	0	2	29	0	1		3	2	12	30	3	0	374	11	11	72	11	6	101	7	3	64	0	1	
24 Jul 03	A TOR	39	24	388	6	3	61	2		1	3	2	17	24	3	0	649	16	15	159	5	1	14	18	8	215	2	3	
28 Jul 09	H MTL	26	21	291	0	1	68	2	1		3	1	14	29	3	0	249	16	14	174	5	4	62	4	2	55	0	1	
35 Jul 22	H SSK	2	1	8	0	0	8	0	1		2	1	3	0	0	0	12	2	1	8	0			0					
39 Jul 29	A EDM																												
41 Aug 03	A WPG																												
47 Aug 12	H CGY																												
52 Aug 20	A SSK																												
55 Aug 26	H HAM																												
57 Sep 02	A MTL																												
68 Sep 16	H OTT																												
70 Sep 22	A EDM																												
74 Sep 29	H SSK																												
78 Oct 06	H WPG																												
81 Oct 13	A HAM																												
85 Oct 20	H CGY																												
2023 TOTALS		167	119	1548	8	9	68	6	5	1	12	11	72	130	13	0	2102	82	74	654	38	24	389	46	20	505	3	7	
Com % / Max Yds		71.3		388			300+	3	3	Max	TD		Avg:	1.8	0.2			%	90.2	%	63.2	%	43.5						

QB DATA		17 EVANS, Dane						Starts		QS		Poss	Off TD Q4			Att Yds	0-9 Yards:			10-19 Yds:			20+ Yard Attempts:						
Gm Date	Opp	Att	Com	Yds	Int	TD	LG	30	W	L	Tkn		QBR	Pts	Drv		GW	Att	Com	Yds	Att	Com	Yds	Att	Com	Yds	Int	TD	
10 Jun 08	A CGY	0											0																
16 Jun 17	H EDM	0											0																
18 Jun 22	A WPG	1	0	0	0	0	0	0			0	0	2	0	0	0	7	1	0	0	0			0					
24 Jul 03	A TOR	0											0																
28 Jul 09	H MTL	0											0																
35 Jul 22	H SSK	25	16	219	1	1	53	2			2	2	13	19	1	0	280	15	12	97	3	2	64	7	2	58	1	1	
39 Jul 29	A EDM	32	25	330	0	2	55	1	1	0	5	0	13	27	2	0	359	17	15	112	9	6	97	6	4	121	0	2	
41 Aug 03	A WPG	21	12	113	2	0	26	0	0	1	0	0	7	4	0	0	269	13	11	87	4	1	26	4	0	0	1	0	
47 Aug 12	H CGY																												
52 Aug 20	A SSK																												
55 Aug 26	H HAM																												
57 Sep 02	A MTL																												
68 Sep 16	H OTT																												
70 Sep 22	A EDM																												
74 Sep 29	H SSK																												
78 Oct 06	H WPG																												
81 Oct 13	A HAM																												
85 Oct 20	H CGY																												
2023 TOTALS		79	53	662	3	3	55	3	1	1	7	2	35	50	3	0	915	46	38	296	16	9	187	17	6	179	2	3	
Com % / Max Yds		67.1		330			300+	1	2	Max	TD		Avg:	1.4	0.1			%	82.6	%	56.3	%	35.3						

QB DATA		8 DAVIS, Dominique						Starts		QS		Poss	Off TD Q4			Att Yds	0-9 Yards:			10-19 Yds:			20+ Yard Attempts:						
Gm Date	Opp	Att	Com	Yds	Int	TD	LG	30	W	L	Tkn		QBR	Pts	Drv		GW	Att	Com	Yds	Att	Com	Yds	Att	Com	Yds	Int	TD	
10 Jun 08	A CGY	0											0																
16 Jun 17	H EDM	0											0																
18 Jun 22	A WPG	0											0																
24 Jul 03	A TOR	0											0																
28 Jul 09	H MTL	0											0																
35 Jul 22	H SSK	0											0																
39 Jul 29	A EDM	0											0																
41 Aug 03	A WPG	18	8	76	0	0	15	0	0	0	2	1	8	4	0	0	231	12	8	76	1	0	0	5	0	0	0	0	
47 Aug 12	H CGY																												
52 Aug 20	A SSK																												
55 Aug 26	H HAM																												
57 Sep 02	A MTL																												
68 Sep 16	H OTT																												
70 Sep 22	A EDM																												
74 Sep 29	H SSK																												
78 Oct 06	H WPG																												
81 Oct 13	A HAM																												
85 Oct 20	H CGY																												
2023 TOTALS		18	8	76	0	0	15	0	0	0	2	1	8	4	0	0	231	12	8	76	1	0	0	5	0	0	0	0	
Com % / Max Yds		44.4		76			300+	0	0	Max	TD		Avg:	0.5	0.0			%	66.7	%	0.0	%	0.0						



2023 INDIVIDUAL KICKING

PUNTING		11 FLINTOFT, Stefan					Retn	Net	Sgl	Fld Pos	BASE KICKOFFS:				SHORT		Reg	C-1 Att		FGA:		
Gm	Date	No	Yards	LG	S	I10	Yards	Yards	Adj	Yards	No	Yds	LG	S	No	Yds	KO	Att	Md	Att	Md	
10 Jun 08	A CGY	7	308	63	1	0	41	227	(16)	211	5	349	79	1	0	0	5	0	0	0	0	
16 Jun 17	H EDM	3	144	53	0	0	24	120		120	2	128	66	0	0	0	2	0	0	0	0	
18 Jun 22	A WPG	8	387	61	0	2	55	332		332	4	236	65	0	0	0	4	0	0	0	0	
24 Jul 03	A TOR	6	278	53	0	0	105	173		173	4	243	67	0	0	0	4	0	0	0	0	
28 Jul 09	H MTL	7	305	55	1	0	25	240	(1)	239	5	328	69	0	0	0	5	0	0	0	0	
35 Jul 22	H SSK	8	397	64	0	0	53	344		344	3	173	69	0	0	0	3	0	0	0	0	
39 Jul 29	A EDM	7	314	62	1	0	36	238	(13)	225	4	249	70	0	0	0	4	0	0	0	0	
41 Aug 03	A WPG	6	314	80	2	1	32	202	(22)	180	1	61	61	0	0	0	1	0	0	0	0	
47 Aug 12	H CGY							0		0							0					
52 Aug 20	A SSK							0		0							0					
55 Aug 26	H HAM							0		0							0					
57 Sep 02	A MTL							0		0							0					
68 Sep 16	H OTT							0		0							0					
70 Sep 22	A EDM							0		0							0					
74 Sep 29	H SSK							0		0							0					
78 Oct 06	H WPG							0		0							0					
81 Oct 13	A HAM							0		0							0					
85 Oct 20	H CGY							0		0							0					
2023 TOTALS		52	2,447	80	5	3	371	1,876	52	1,824	28	1767	79	1	0	0	28	0	0	0	0	
GP 8			47.1			6 Sgl		36.1		35.1		28 1767 (Reg)										

FIELD GOALS		10 WHYTE, Sean				FIELD GOAL ATTEMPTS - DISTANCE:						C-1 Att		BASE KICKOFFS:				SHORT		Reg	Tot
Gm	Date	Att	Md	LG	S	Made From: (yds)			Missed From: (yds)			Att	Md	No	Yds	LG	S	No	Yds	K/O	Pts
10 Jun 08	A CGY	1	1	44	0	44						3	2	0						0	5
16 Jun 17	H EDM	6	5	51	0	16	48	46	51	42	52	1	1	0						0	16
18 Jun 22	A WPG	3	3	40	0	40	33	22				3	3	0						0	12
24 Jul 03	A TOR	1	1	46	0	46						3	3	0						0	6
28 Jul 09	H MTL	2	2	37	0	21	37					4	4	0						0	10
35 Jul 22	H SSK	4	4	42	0	31	42	33	41			1	1	0						0	13
39 Jul 29	A EDM	4	4	41	0	26	16	41	25			2	2	0						0	14
41 Aug 03	A WPG	2	2	47	0	16	47					0	0	1	10	10	0	1	10	0	6
47 Aug 12	H CGY																			0	0
52 Aug 20	A SSK																			0	0
55 Aug 26	H HAM																			0	0
57 Sep 02	A MTL																			0	0
68 Sep 16	H OTT																			0	0
70 Sep 22	A EDM																			0	0
74 Sep 29	H SSK																			0	0
78 Oct 06	H WPG																			0	0
81 Oct 13	A HAM																			0	0
85 Oct 20	H CGY																			0	0
2023 TOTALS		23	22	51	0	Md Yds 764	<40	11	11	LG FG Att: 52	17	16	1	10	10	0	1	10	0	0	82
GP 8				95.7		Att Yds 816	>40	12	11		94.1		0	0	(Reg)					0	FG%
				Sgl: 0		Lg FG/A: 5	>50	2	1												



2023 CFL TEAM STATISTICS REPORT

BC



2023 RECEIVING DATA

Check YAC-30-2D: 0 0 0

RECEIVING		13 HOLLINS, Alexander										8	Tar	20+ Dep		Int
Gm	Date	Opp	Tar	Rec	Yds	LG	TD	YAC	30	2D	Yds	Tar	Rc	Int		
10 Jun 08	A	CGY	6	6	85	23	0	32	0	1	53	1	1	0		
16 Jun 17	H	EDM	7	5	53	25	0	24	0	2	58	1	1	0		
18 Jun 22	A	WPG	10	8	83	23	1	17	0	3	104	2	1	0		
24 Jul 03	A	TOR	7	3	68	40	0	4	1	2	184	6	2	0		
28 Jul 09	H	MTL	3	2	20	12	0	11	0	0	17	0	0	0		
35 Jul 22	H	SSK	4	3	56	27	1	26	0	1	68	2	1	1		
39 Jul 29	A	EDM	6	5	94	55	0	24	1	2	113	2	1	0		
41 Aug 03	A	WPG	5	2	15	10	0	5	0	1	92	2	0	1		
47 Aug 12	H	CGY														
52 Aug 20	A	SSK														
55 Aug 26	H	HAM														
57 Sep 02	A	MTL														
68 Sep 16	H	OTT														
70 Sep 22	A	EDM														
74 Sep 29	H	SSK														
78 Oct 06	H	WPG														
81 Oct 13	A	HAM														
85 Oct 20	H	CGY														
2023 TOTALS			48	34	474	55	2	143	2	12	689	16	7	2		
Game Highs:			10	8	94			100+	0		14.4	Dep	Effic	98.8		

4 HATCHER, Keon												5	Tar	20+ Dep		Int
Tar	Rec	Yds	LG	TD	YAC	30	2D	Yds	Tar	Rc	Int					
10	8	104	20	1	31	0	3	138	3	2	1					
7	6	68	19	0	12	0	1	76	1	0	0					
5	4	74	53	0	46	1	1	44	0	0	0					
9	5	87	22	0	9	0	4	146	3	1	0					
11	4	60	26	0	24	0	1	188	3	0	1					
2023 TOTALS	42	27	393	53	1	122	1	10	592	10	3	2				
Game Highs:	11	8	104			100+	1	14.1	Dep	Effic	82.7					

RECEIVING		19 RHYMES, Dominique										6	Tar	20+ Dep		Int
Gm	Date	Opp	Tar	Rec	Yds	LG	TD	YAC	30	2D	Yds	Tar	Rc	Int		
10 Jun 08	A	CGY	13	8	109	30	2	16	1	2	259	6	1	0		
16 Jun 17	H	EDM	6	4	63	21	1	7	0	1	116	3	1	0		
18 Jun 22	A	WPG												IL		
24 Jul 03	A	TOR	10	3	65	26	2	5	0	1	243	8	3	3		
28 Jul 09	H	MTL	2	2	37	35	0	9	1	1	28	1	1	0		
35 Jul 22	H	SSK	3	1	2	2	0	0	0	0	51	2	0	0		
39 Jul 29	A	EDM												IL		
41 Aug 03	A	WPG	7	4	40	12	0	12	0	2	99	2	0	0		
47 Aug 12	H	CGY														
52 Aug 20	A	SSK														
55 Aug 26	H	HAM														
57 Sep 02	A	MTL														
68 Sep 16	H	OTT														
70 Sep 22	A	EDM														
74 Sep 29	H	SSK														
78 Oct 06	H	WPG														
81 Oct 13	A	HAM														
85 Oct 20	H	CGY														
2023 TOTALS	41	22	316	35	5	49	2	7	796	22	6	3				
Game Highs:	13	8	109			100+	1	19.4	Dep	Effic	89.1					

18 MCINNIS, Justin												8	Tar	20+ Dep		Int
Tar	Rec	Yds	LG	TD	YAC	30	2D	Yds	Tar	Rc	Int					
3	2	17	13	0	0	0	1	31	0	0	1					
8	4	79	36	0	11	1	2	140	4	2	1					
8	4	54	16	1	0	0	2	170	4	1	0					
6	4	81	61	0	49	1	0	62	1	1	2					
0																
3	1	31	31	0	5	1	1	86	3	1	0					
2	2	35	23	0	1	0	0	38	1	1	0					
1	0	0	0	0	0	0	0	8	0	0	0					
2023 TOTALS	31	17	297	61	1	66	3	6	535	13	6	4				
Game Highs:	8	4	81			100+	0	17.3	Dep	Effic	44.7					

RECEIVING		7 WHITEHEAD, Lucky										6	Tar	20+ Dep		Int
Gm	Date	Opp	Tar	Rec	Yds	LG	TD	YAC	30	2D	Yds	Tar	Rc	Int		
10 Jun 08	A	CGY	4	3	28	12	0	23	0	0	38	1	0	0		
16 Jun 17	H	EDM												IL		
18 Jun 22	A	WPG	8	5	72	29	0	26	0	0	83	1	1	0		
24 Jul 03	A	TOR												IL		
28 Jul 09	H	MTL	8	5	38	12	0	8	0	1	78	1	0	0		
35 Jul 22	H	SSK	2	2	31	16	0	22	0	1	9	0	0	0		
39 Jul 29	A	EDM	8	6	54	13	0	16	0	2	57	0	0	0		
41 Aug 03	A	WPG	7	5	39	11	0	8	0	2	95	2	0	0		
47 Aug 12	H	CGY														
52 Aug 20	A	SSK														
55 Aug 26	H	HAM														
57 Sep 02	A	MTL														
68 Sep 16	H	OTT														
70 Sep 22	A	EDM														
74 Sep 29	H	SSK														
78 Oct 06	H	WPG														
81 Oct 13	A	HAM														
85 Oct 20	H	CGY														
2023 TOTALS	37	26	262	29	0	103	0	6	360	5	1	0				
Game Highs:	8	6	72			100+	0	9.7	Dep	Effic	90.1					

86 COTTOY, Jevon												8	Tar	20+ Dep		Int
Tar	Rec	Yds	LG	TD	YAC	30	2D	Yds	Tar	Rc	Int					
3	3	34	17	0	22	0	0	12	0	0	0					
5	5	54	20	0	20	0	2	34	0	0	0					
1	1	11	11	0	8	0	1	3	0	0	0					
2	2	31	16	0	15	0	1	16	0	0	0					
4	4	55	20	1	12	0	1	48	1	1	0					
3	2	29	21	0	17	0	0	19	0	0	0					
5	5	30	10	0	11	0	0	20	0	0	0					
1	1	10	10	0	5	0	0	5	0	0	0					
2023 TOTALS	24	23	254	21	1	110	0	5	157	1	1	0				
Game Highs:	5	5	55			100+	0	6.5	Dep	Effic	139.9					



2023 RECEIVING DATA

RECEIVING		25 MIZZELL, Taquan										6	Tar	20+ Dep		Int
Gm Date	Opp	Tar	Rec	Yds	LG	TD	YAC	30	2D	Yds	Tar	Rc	Int			
10 Jun 08	A CGY	3	3	12	6	0	12	0	0	0	0	0	0			
16 Jun 17	H EDM	4	4	23	7	0	14	0	1	9	0	0	0			
18 Jun 22	A WPG	0														
24 Jul 03	A TOR	3	3	23	11	0	18	0	0	5	0	0	0			
28 Jul 09	H MTL												IL			
35 Jul 22	H SSK												IL			
39 Jul 29	A EDM	3	2	30	23	1	7	0	2	28	1	1	0			
41 Aug 03	A WPG	6	3	22	12	0	15	0	0	12	0	0	0			
47 Aug 12	H CGY															
52 Aug 20	A SSK															
55 Aug 26	H HAM															
57 Sep 02	A MTL															
68 Sep 16	H OTT															
70 Sep 22	A EDM															
74 Sep 29	H SSK															
78 Oct 06	H WPG															
81 Oct 13	A HAM															
85 Oct 20	H CGY															
2023 TOTALS		19	15	110	23	1	66	0	3	54	1	1	0			
Game Highs:		6	4	30			100+	0		2.8	Dep	Effic	109.5			

RECEIVING		80 EBERHARDT, Ayden										2	Tar	20+ Dep		Int
Gm Date	Opp	Tar	Rec	Yds	LG	TD	YAC	30	2D	Yds	Tar	Rc	Int			
10 Jun 08	A CGY															
16 Jun 17	H EDM	4	3	52	25	0	12	0	1	49	1	1	0			
18 Jun 22	A WPG	2	2	17	10	0	3	0	0	14	0	0	0			
24 Jul 03	A TOR												PR			
28 Jul 09	H MTL												PR			
35 Jul 22	H SSK												PR			
39 Jul 29	A EDM												PR			
41 Aug 03	A WPG												PR			
47 Aug 12	H CGY															
52 Aug 20	A SSK															
55 Aug 26	H HAM															
57 Sep 02	A MTL															
68 Sep 16	H OTT															
70 Sep 22	A EDM															
74 Sep 29	H SSK															
78 Oct 06	H WPG															
81 Oct 13	A HAM															
85 Oct 20	H CGY															
2023 TOTALS		6	5	69	25	0	15	0	1	63	1	1	0			
Game Highs:		4	3	52			100+	0		10.5	Dep	Effic	119.4			

RECEIVING		28 SHIVERS, Shaun										2	Tar	20+ Dep		Int
Gm Date	Opp	Tar	Rec	Yds	LG	TD	YAC	30	2D	Yds	Tar	Rc	Int			
10 Jun 08	A CGY															
16 Jun 17	H EDM															
18 Jun 22	A WPG															
24 Jul 03	A TOR												PR			
28 Jul 09	H MTL	2	2	73	68	0	71	1	0	2	0	0	0			
35 Jul 22	H SSK	6	3	-8	3	0	-8	0	0	7	0	0	0			
39 Jul 29	A EDM												PR			
41 Aug 03	A WPG												PR			
47 Aug 12	H CGY															
52 Aug 20	A SSK															
55 Aug 26	H HAM															
57 Sep 02	A MTL															
68 Sep 16	H OTT															
70 Sep 22	A EDM															
74 Sep 29	H SSK															
78 Oct 06	H WPG															
81 Oct 13	A HAM															
85 Oct 20	H CGY															
2023 TOTALS		8	5	65	68	0	63	1	0	9	0	0	0			
Game Highs:		6	3	73			100+	0		1.1	Dep	Effic	88.0			

RECEIVING		34 MACKIE, David										8	Tar	20+ Dep		Int
Gm Date	Opp	Tar	Rec	Yds	LG	TD	YAC	30	2D	Yds	Tar	Rc	Int			
10 Jun 08	A CGY															
16 Jun 17	H EDM															
18 Jun 22	A WPG															
24 Jul 03	A TOR															
28 Jul 09	H MTL															
35 Jul 22	H SSK															
39 Jul 29	A EDM															
41 Aug 03	A WPG															
47 Aug 12	H CGY															
52 Aug 20	A SSK															
55 Aug 26	H HAM															
57 Sep 02	A MTL															
68 Sep 16	H OTT															
70 Sep 22	A EDM															
74 Sep 29	H SSK															
78 Oct 06	H WPG															
81 Oct 13	A HAM															
85 Oct 20	H CGY															
2023 TOTALS		3	3	31	16	0	21	0	0	10	0	0	0			
Game Highs:		1	1	16			100+	0		3.3	Dep	Effic	128.5			

RECEIVING		87 WILLIAMS, Terry										8	Tar	20+ Dep		Int
Gm Date	Opp	Tar	Rec	Yds	LG	TD	YAC	30	2D	Yds	Tar	Rc	Int			
10 Jun 08	A CGY	3	2	11	6	0	1	0	1	19	0	0	0			
16 Jun 17	H EDM	1	0	0	0	0	0	0	0	0	0	0	0			
18 Jun 22	A WPG	1	0	0	0	0	0	0	0	7	0	0	0			
24 Jul 03	A TOR	0														
28 Jul 09	H MTL	0														
35 Jul 22	H SSK	0														
39 Jul 29	A EDM	0														
41 Aug 03	A WPG	0														
47 Aug 12	H CGY															
52 Aug 20	A SSK															
55 Aug 26	H HAM															
57 Sep 02	A MTL															
68 Sep 16	H OTT															
70 Sep 22	A EDM															
74 Sep 29	H SSK															
78 Oct 06	H WPG															
81 Oct 13	A HAM															
85 Oct 20	H CGY															
2023 TOTALS		5	2	11	6	0	1	0	1	26	0	0	0			
Game Highs:		3	2	11			100+	0		5.2	Dep	Effic	44.6			

RECEIVING		26 LAFRANCE, Kienan										5	Tar	20+ Dep		Int
Gm Date	Opp	Tar	Rec	Yds	LG	TD	YAC	30	2D	Yds	Tar	Rc	Int			
10 Jun 08	A CGY	1	1	4	4	0	3	0	0	0	0	0	0			
16 Jun 17	H EDM	0														
18 Jun 22	A WPG	0														
24 Jul 03	A TOR	0														
28 Jul 09	H MTL												IL			
35 Jul 22	H SSK												IL			
39 Jul 29	A EDM												IL			
41 Aug 03	A WPG	0														
47 Aug 12	H CGY															
52 Aug 20	A SSK															
55 Aug 26	H HAM															
57 Sep 02	A MTL															
68 Sep 16	H OTT															
70 Sep 22	A EDM															
74 Sep 29	H SSK															
78 Oct 06	H WPG															
81 Oct 13	A HAM															
85 Oct 20	H CGY															
2023 TOTALS		1	1	4	4	0	3	0	0	0	0	0	0			
Game Highs:		1	1	4			100+	0		0.0	Dep	Effic	102.1			



2023 RUSHING & KICK RETURNS

RUSHING		25 MIZZELL, Taquan					3 ADAMS JR, Vernon					28 SHIVERS, Shaun					8 DAVIS, Dominique					26 LAFRANCE, Kienan					
Gm	Date	Opp	Att	Yds	LG	TD	20	Att	Yds	LG	TD	20	Att	Yds	LG	TD	20	Att	Yds	LG	TD	20	Att	Yds	LG	TD	20
10 Jun 08	A	CGY	12	81	18	0	0	10	35	11	1	0						1	8	8	0	0	1	-1	-1	0	0
16 Jun 17	H	EDM	18	93	10	0	0	2	11	7	0	0						5	15	5	0	0	0				
18 Jun 22	A	WPG	10	50	22	0	1	2	30	24	0	1						3	6	5	1	0	3	6	4	0	0
24 Jul 03	A	TOR	6	22	8	0	0	2	8	8	0	0	PR					2	2	1	0	0	3	22	11	0	0
28 Jul 09	H	MTL	IL					2	22	22	0	1	14	63	18	1	0	1	1	1	1	0	IL				
35 Jul 22	H	SSK	IL					1	1	1	0	0	10	21	7	0	0	0					IL				
39 Jul 29	A	EDM	22	117	19	0	0	IL					PR					0				IL					
41 Aug 03	A	WPG	10	50	14	0	0	0					PR					6	13	8	0	0	0				
47 Aug 12	H	CGY																									
52 Aug 20	A	SSK																									
55 Aug 26	H	HAM																									
57 Sep 02	A	MTL																									
68 Sep 16	H	OTT																									
70 Sep 22	A	EDM																									
74 Sep 29	H	SSK																									
78 Oct 06	H	WPG																									
81 Oct 13	A	HAM																									
85 Oct 20	H	CGY																									
2023 TOTALS			78	413	22	0	1	19	107	24	1	2	24	84	18	1	0	18	45	8	2	0	7	27	11	0	0
Avg yds / Gm High			5.3	GP 6	117	1	5.6	GP 7	35	0	3.5	GP 2	63	0	2.5	GP 8	15	0	3.9	GP 5	22	0					

PUNT RETURNS		87 WILLIAMS, Terry					14 SAYLES, Marcus					4 HATCHER, Keon					FG Miss Rets					Rushing					
Gm	Date	Opp	No	Yds	LG	TD	30	No	Yds	LG	TD	30	No	Yds	LG	TD	30	No	Yds	LG	TD	30	Att	Yds	LG	TD	20
10 Jun 08	A	CGY	6	29	9	0	0	0					IL					2	82	48	0	2	0				
16 Jun 17	H	EDM	4	71	44	0	1	1	3	3	0	0	IL					0					0				
18 Jun 22	A	WPG	5	48	14	0	0	0					IL					0					0				
24 Jul 03	A	TOR	6	58	18	0	0	0					0					0					0				
28 Jul 09	H	MTL	3	29	13	0	0	0					1	9	9	0	0	0					0				
35 Jul 22	H	SSK	7	86	16	0	0	1	-1	-1	0	0	0					0					2	12	7	0	0
39 Jul 29	A	EDM	5	66	22	0	0	2	16	11	0	0	0					1	12	12	0	0	1	2	2	0	0
41 Aug 03	A	WPG	1	35	35	0	1	0					0					0					0				
47 Aug 12	H	CGY																									
52 Aug 20	A	SSK																									
55 Aug 26	H	HAM																									
57 Sep 02	A	MTL																									
68 Sep 16	H	OTT																									
70 Sep 22	A	EDM																									
74 Sep 29	H	SSK																									
78 Oct 06	H	WPG																									
81 Oct 13	A	HAM																									
85 Oct 20	H	CGY																									
2023 TOTALS			37	422	44	0	2	4	18	11	0	0	1	9	9	0	0	3	94	48	0	2	3	14	7	0	0
Avg yds / Gm High			Avg 11.4	Max: 86			Avg 4.5	Max: 16	Avg 9.0	Max: 9			Avg 3.0	Max: 48			4.7	GP 8	12	0							

KICKOFF RETURNS		87 WILLIAMS, Terry					26 LAFRANCE, Kienan					34 MACKIE, David					86 COTTOY, Jevon										
Gm	Date	Opp	No	Yds	LG	TD	40	No	Yds	LG	TD	40	No	Yds	LG	TD	40	No	Yds	LG	TD	40	No	Yds	LG	TD	40
10 Jun 08	A	CGY	2	59	30	0	0	0					0					0					0				
16 Jun 17	H	EDM	1	14	14	0	0	0					0					0					0				
18 Jun 22	A	WPG	1	16	16	0	0	0					0					0					0				
24 Jul 03	A	TOR	6	140	38	0	0	0					0					0					0				
28 Jul 09	H	MTL	1	30	30	0	0	IL					1	21	21	0	0	0					0				
35 Jul 22	H	SSK	1	8	8	0	0	IL					0					1	0	0	0	0	0				
39 Jul 29	A	EDM	1	13	13	0	0	IL					0					0					0				
41 Aug 03	A	WPG	6	195	62	0	1	1	35	35	0	0	0					0					0				
47 Aug 12	H	CGY																									
52 Aug 20	A	SSK																									
55 Aug 26	H	HAM																									
57 Sep 02	A	MTL																									
68 Sep 16	H	OTT																									
70 Sep 22	A	EDM																									
74 Sep 29	H	SSK																									
78 Oct 06	H	WPG																									
81 Oct 13	A	HAM																									
85 Oct 20	H	CGY																									
2023 TOTALS			19	475	62	0	1	1	35	35	0	0	1	21	21	0	0	1	0	0	0	0	1	0	0	0	0
Avg yds / Gm High			Avg 25.0	Max: 195			Avg 35.0	Max: 35	Avg 21.0	Max: 21			Avg 0.0	Max: 0													



2023 SACKS & DEFENSIVE RETURNS

QB SACKS		90 BETTS, M				
Gm	Date	Opp	No	Yds	LG	TD
10	Jun 08	A CGY	1	7		
16	Jun 17	H EDM	1	6		
18	Jun 22	A WPG	3	28		
24	Jul 03	A TOR	2	20		
28	Jul 09	H MTL	2	9		
35	Jul 22	H SSK	1	5		
39	Jul 29	A EDM	0			
41	Aug 03	A WPG	0			
47	Aug 12	H CGY				
52	Aug 20	A SSK				
55	Aug 26	H HAM				
57	Sep 02	A MTL				
68	Sep 16	H OTT				
70	Sep 22	A EDM				
74	Sep 29	H SSK				
78	Oct 06	H WPG				
81	Oct 13	A HAM				
85	Oct 20	H CGY				
2023 TOTALS			10	75		
			QS Max: (3)			

47 TEUHEMA, S			
No	Yds	LG	TD
1	0		
0			
1	5		
0			
1	7		
0			
0			
0			
0			
3	12		
QS Max: (1)			

58 BARON, W			
No	Yds	LG	TD
0			
0			
0			
0			
1	13		
2	17		
0			
0			
3	30		
QS Max: (2)			

20 LOKOMBO, B			
No	Yds	LG	TD
1	3		
0			
0			
1	6		
0			
0			
0			
0			
2	9		
QS Max: (1)			

56 MENARD, D			
No	Yds	LG	TD
0			
0			
1	15		
0			
1	9		
0			
0			
0			
2	24		
QS Max: (1)			

INTERCEPTIONS		1 PETERS, G				
Gm	Date	Opp	No	Yds	LG	TD
10	Jun 08	A CGY	0			
16	Jun 17	H EDM	0			
18	Jun 22	A WPG	0			
24	Jul 03	A TOR	0			
28	Jul 09	H MTL	0			
35	Jul 22	H SSK	1	3	3	0
39	Jul 29	A EDM	1	7	7	0
41	Aug 03	A WPG	0			
47	Aug 12	H CGY				
52	Aug 20	A SSK				
55	Aug 26	H HAM				
57	Sep 02	A MTL				
68	Sep 16	H OTT				
70	Sep 22	A EDM				
74	Sep 29	H SSK				
78	Oct 06	H WPG				
81	Oct 13	A HAM				
85	Oct 20	H CGY				
2023 TOTALS			2	10	7	0

6 LEE, TJ			
No	Yds	LG	TD
1	13	13	0
0			
0			
0			
0			
0			
0			
0			
1	13	13	0

46 HLADIK, B			
No	Yds	LG	TD
0			
0			
1	16	16	0
0			
0			
0			
0			
0			
1	16	16	0

29 E-COOPER, J			
No	Yds	LG	TD
0			
0			
0			
0			
0			
1	0	0	0
0			
0			
1	0	0	0

20 LOKOMBO, B			
No	Yds	LG	TD
0			
0			
0			
0			
0			
0			
1	0	0	0
0			
1	0	0	0

FUMBLE RETURNS		29 EDWARDS-C, J				
Gm	Date	Opp	No	Yds	LG	TD
10	Jun 08	A CGY	0			
16	Jun 17	H EDM	0			
18	Jun 22	A WPG	0			
24	Jul 03	A TOR	0			
28	Jul 09	H MTL	1	63	63	1
35	Jul 22	H SSK	0			
39	Jul 29	A EDM	0			
41	Aug 03	A WPG	0			
47	Aug 12	H CGY				
52	Aug 20	A SSK				
55	Aug 26	H HAM				
57	Sep 02	A MTL				
68	Sep 16	H OTT				
70	Sep 22	A EDM				
74	Sep 29	H SSK				
78	Oct 06	H WPG				
81	Oct 13	A HAM				
85	Oct 20	H CGY				
2023 TOTALS			1	63	63	1

56 MENARD, D			
No	Yds	LG	TD
0			
1	0	0	0
0			
0			
0			
0			
0			
0			
1	0	0	0

86 COTTOY, J			
No	Yds	LG	TD
0			
1	0	0	0
0			
0			
0			
0			
0			
0			
1	0	0	0

93 SIDDIQI, A			
No	Yds	LG	TD
0			
0			
0			
0			
1	0	0	0
0			
0			
0			
1	0	0	0

20 LOKOMBO, B			
No	Yds	LG	TD
0			
0			
0			
0			
0			
1	30	30	1
1	30	30	1



2023 DEFENSIVE PLAYS

DEFENSIVE PLAYS		20 LOKOMBO, Bo								
Gm Date	Opp	DT	ST	QS	FF	Int	KD	FR TFL		
10 Jun 08	A CGY	7	1	1	0	0	0	0	0	
16 Jun 17	H EDM	7	0	0	0	0	0	0	0	
18 Jun 22	A WPG	7	0	0	0	0	0	0	0	
24 Jul 03	A TOR	2	0	1	0	0	0	0	0	
28 Jul 09	H MTL	7	0	0	0	0	0	0	0	
35 Jul 22	H SSK	8	1	0	0	0	1	0	0	
39 Jul 29	A EDM	3	0	0	0	1	0	0	0	
41 Aug 03	A WPG	3	0	0	0	0	0	1	0	
47 Aug 12	H CGY									
52 Aug 20	A SSK									
55 Aug 26	H HAM									
57 Sep 02	A MTL									
68 Sep 16	H OTT									
70 Sep 22	A EDM									
74 Sep 29	H SSK									
78 Oct 06	H WPG									
81 Oct 13	A HAM									
85 Oct 20	H CGY									
2023 TOTALS		44	2	2	0	1	1	1	0	
		51 Tot Def. Plays							BK	0

DEFENSIVE PLAYS		46 HLADIK, Ben								
Gm Date	Opp	DT	ST	QS	FF	Int	KD	FR TFL		
10 Jun 08	A CGY	3	0	0	0	0	0	0	0	
16 Jun 17	H EDM	3	0	0	0	0	1	0	0	
18 Jun 22	A WPG	4	0	0	0	1	0	0	0	
24 Jul 03	A TOR	6	0	0	0	0	0	0	0	
28 Jul 09	H MTL	6	0	1	0	0	0	0	0	
35 Jul 22	H SSK	7	0	0	0	0	0	0	0	
39 Jul 29	A EDM	4	0	0	0	0	0	0	0	
41 Aug 03	A WPG	5	0	0	0	0	0	0	0	
47 Aug 12	H CGY									
52 Aug 20	A SSK									
55 Aug 26	H HAM									
57 Sep 02	A MTL									
68 Sep 16	H OTT									
70 Sep 22	A EDM									
74 Sep 29	H SSK									
78 Oct 06	H WPG									
81 Oct 13	A HAM									
85 Oct 20	H CGY									
2023 TOTALS		38	0	1	0	1	1	0	0	
		41 Tot Def. Plays							BK	0

DEFENSIVE PLAYS		6 LEE, TJ								
Gm Date	Opp	DT	ST	QS	FF	Int	KD	FR TFL		
10 Jun 08	A CGY	6	0	0	0	1	0	0	0	
16 Jun 17	H EDM	2	0	0	0	0	0	0	0	
18 Jun 22	A WPG	6	0	0	0	0	1	0	0	
24 Jul 03	A TOR	5	1	0	0	0	0	0	0	
28 Jul 09	H MTL	1	0	0	0	0	1	0	1	
35 Jul 22	H SSK	3	0	0	0	0	0	0	0	
39 Jul 29	A EDM	3	1	0	0	0	0	0	0	
41 Aug 03	A WPG	5	1	0	0	0	0	0	0	
47 Aug 12	H CGY									
52 Aug 20	A SSK									
55 Aug 26	H HAM									
57 Sep 02	A MTL									
68 Sep 16	H OTT									
70 Sep 22	A EDM									
74 Sep 29	H SSK									
78 Oct 06	H WPG									
81 Oct 13	A HAM									
85 Oct 20	H CGY									
2023 TOTALS		31	3	0	0	1	2	0	1	
		38 Tot Def. Plays							BK	0

DEFENSIVE PLAYS		1 PETERS, Garry								
Gm Date	Opp	DT	ST	QS	FF	Int	KD	FR TFL		
10 Jun 08	A CGY	3	0	0	0	0	2	0	0	
16 Jun 17	H EDM	2	0	0	0	0	0	0	1	
18 Jun 22	A WPG	7	0	0	0	0	2	0	0	
24 Jul 03	A TOR	5	0	0	0	0	1	0	0	
28 Jul 09	H MTL	1	0	0	0	0	0	0	0	
35 Jul 22	H SSK	5	0	0	0	1	1	0	0	
39 Jul 29	A EDM	1	0	0	0	1	0	0	0	
41 Aug 03	A WPG	4	0	0	0	0	0	0	0	
47 Aug 12	H CGY									
52 Aug 20	A SSK									
55 Aug 26	H HAM									
57 Sep 02	A MTL									
68 Sep 16	H OTT									
70 Sep 22	A EDM									
74 Sep 29	H SSK									
78 Oct 06	H WPG									
81 Oct 13	A HAM									
85 Oct 20	H CGY									
2023 TOTALS		28	0	0	0	2	6	0	1	
		37 Tot Def. Plays							BK	0

DEFENSIVE PLAYS		90 BETTS, Mathieu								
Gm Date	Opp	DT	ST	QS	FF	Int	KD	FR TFL		
10 Jun 08	A CGY	2	0	1	0	0	0	0	0	
16 Jun 17	H EDM	4	0	1	0	0	0	0	0	
18 Jun 22	A WPG	4	1	3	0	0	1	0	0	
24 Jul 03	A TOR	4	0	2	0	0	0	0	0	
28 Jul 09	H MTL	2	0	2	0	0	0	0	0	
35 Jul 22	H SSK	4	0	1	0	0	0	0	0	
39 Jul 29	A EDM	2	0	0	0	0	0	0	1	
41 Aug 03	A WPG	1	0	0	0	0	0	0	0	
47 Aug 12	H CGY									
52 Aug 20	A SSK									
55 Aug 26	H HAM									
57 Sep 02	A MTL									
68 Sep 16	H OTT									
70 Sep 22	A EDM									
74 Sep 29	H SSK									
78 Oct 06	H WPG									
81 Oct 13	A HAM									
85 Oct 20	H CGY									
2023 TOTALS		23	1	10	0	0	1	0	1	
		36 Tot Def. Plays							BK	0

DEFENSIVE PLAYS		33 RUGAMBA, Emmanuel								
Gm Date	Opp	DT	ST	QS	FF	Int	KD	FR TFL		
10 Jun 08	A CGY	2	1	0	0	0	0	0	0	
16 Jun 17	H EDM	3	0	0	0	0	0	0	0	
18 Jun 22	A WPG	4	0	1	0	0	0	0	0	
24 Jul 03	A TOR	7	0	0	0	0	0	0	0	
28 Jul 09	H MTL								IL	
35 Jul 22	H SSK	7	1	0	0	0	0	0	1	
39 Jul 29	A EDM	3	0	1	0	0	1	0	0	
41 Aug 03	A WPG	2	0	0	0	0	0	0	0	
47 Aug 12	H CGY									
52 Aug 20	A SSK									
55 Aug 26	H HAM									
57 Sep 02	A MTL									
68 Sep 16	H OTT									
70 Sep 22	A EDM									
74 Sep 29	H SSK									
78 Oct 06	H WPG									
81 Oct 13	A HAM									
85 Oct 20	H CGY									
2023 TOTALS		28	2	2	0	0	1	0	1	
		34 Tot Def. Plays							BK	0

DEFENSIVE PLAYS		36 MAUGER, Quincy								
Gm Date	Opp	DT	ST	QS	FF	Int	KD	FR TFL		
10 Jun 08	A CGY	4	0	0	0	0	1	0	0	
16 Jun 17	H EDM	2	0	0	0	0	0	0	0	
18 Jun 22	A WPG	1	1	0	0	0	0	0	0	
24 Jul 03	A TOR	5	1	0	0	0	0	0	0	
28 Jul 09	H MTL	3	0	1	0	0	0	0	1	
35 Jul 22	H SSK	2	0	0	0	0	1	0	0	
39 Jul 29	A EDM	1	0	0	0	0	1	0	0	
41 Aug 03	A WPG	0	0	0	0	0	0	0	0	
47 Aug 12	H CGY									
52 Aug 20	A SSK									
55 Aug 26	H HAM									
57 Sep 02	A MTL									
68 Sep 16	H OTT									
70 Sep 22	A EDM									
74 Sep 29	H SSK									
78 Oct 06	H WPG									
81 Oct 13	A HAM									
85 Oct 20	H CGY									
2023 TOTALS		18	2	1	0	0	3	0	1	
		25 Tot Def. Plays							BK	0

DEFENSIVE PLAYS		29 EDWARDS-COOPER, Jalon								
Gm Date	Opp	DT	ST	QS	FF	Int	KD	FR TFL		
10 Jun 08	A CGY	2	0	0	0	0	0	0	1	
16 Jun 17	H EDM	0	0	0	0	0	0	0	0	
18 Jun 22	A WPG	3	0	0	0	0	0	0	0	
24 Jul 03	A TOR	1	0	0	0	0	0	0	0	
28 Jul 09	H MTL	5	0	0	0	0	0	1	1	
35 Jul 22	H SSK	4	0	0	0	1	0	0	1	
39 Jul 29	A EDM	3	0	0	0	0	0	0	0	
41 Aug 03	A WPG	0	0	0	1	0	0	0	0	
47 Aug 12	H CGY									
52 Aug 20	A SSK									
55 Aug 26	H HAM									
57 Sep 02	A MTL									
68 Sep 16	H OTT									
70 Sep 22	A EDM									
74 Sep 29	H SSK									
78 Oct 06	H WPG									
81 Oct 13	A HAM									
85 Oct 20	H CGY									
2023 TOTALS		18	0	0	1	1	0	1	3	
		24 Tot Def. Plays							BK	0

DEFENSIVE PLAYS		2 WOODS, Josh							
Gm Date	Opp	DT	ST	QS	FF	Int	KD	FR TFL	
10 Jun 08	A CGY	2	2	0	0	0	0	0	0
16 Jun 17	H EDM	2	0	0	0	0	0	0	0
18 Jun 22	A WPG	1	2	0	0	0	0	0	0
24 Jul 03	A TOR	1	0	0	0	0	0	0	0
28 Jul 09	H MTL	2	0	0	0	0	0	0	1
35 Jul 22	H SSK	1	1	0	0	0	0	0	0
39 Jul 29</									



RECORD - 2015 TO 2023				W-L RECORD:					AT HOME:			ROAD:			DIVISION:			PTS FOR:			PTS ALLD:			Comeback Wins		
YEAR	HEAD COACH	Pos	PL	W	L	T	Pts	Pct	W	L	T	W	L	T	W	L	T	PF	PF	Rk	PA	PA	Rk	Yr	Gm	
2023	Dave Dickenson	4		3	5	0	6	.167	1	3	0	2	2	0	1	3	0	190	23.8	4	199	24.9	6	'23	2	Tot 23
2022	Dave Dickenson	3	P	12	6	0	24	.667	5	4	0	7	2	0	7	5	0	562	31.2	1	397	22.1	2	'22	7	
2021	Dave Dickenson	3	P	8	6	0	16	.571	3	4	0	5	2	0	6	4	0	315	22.5	3	263	18.8	3	'21	7	
2019	Dave Dickenson	2	P	12	6	0	24	.667	7	2	0	5	4	0	8	2	0	482	26.8	4	407	22.6	4	'19	7	
2018	Dave Dickenson	1	P	13	5	0	26	.722	7	2	0	6	3	0	5	5	0	522	29.0	2	363	20.2	1			
2017	Dave Dickenson	1	P	13	4	1	27	.750	7	2	0	6	2	1	7	3	0	523	29.1	2	349	19.4	1			
2016	Dave Dickenson	1	P	15	2	1	31	.861	9	0	0	6	2	1	9	1	0	586	32.6	1	369	20.5	1			
2015	John Hufnagel	2	P	14	4	0	28	.778	8	1	0	6	3	0	8	2	0	478	26.6	2	346	19.2	2			




2015 - 2023 RECORD WHEN ...

CALGARY

CALGARY RECORD	RECORD SINCE 2015:					In 2023			In 2022			In 2021			In 2019			In 2018			In 2017			In 2016			In 2015			
	G	W	L	T	Pct	W	L	T	W	L	T	W	L	T	W	L	T	W	L	T	W	L	T	W	L	T	W	L	T	
ALL GAMES	130	90	38	2	.700	3	5	0	12	6	0	8	6	0	12	6	0	13	5	0	13	4	1	15	2	1	14	4	0	
HOME	65	47	18	0	.723	1	3	0	5	4	0	3	4	0	7	2	0	7	2	0	7	2	0	9	0	0	8	1	0	
ROAD	65	43	20	2	.677	2	2	0	7	2	0	5	2	0	5	4	0	6	3	0	6	2	1	6	2	1	6	3	0	
First 9 games	71	47	22	2	.676	3	5	0	6	3	0	4	5	0	5	4	0	8	1	0	7	1	1	7	1	1	7	2	0	
Last 9 games	59	43	16	0	.729				6	3	0	4	1	0	7	2	0	5	4	0	6	3	0	8	1	0	7	2	0	
In OT Games	10	3	5	2	.400	0	2	0	1	1	0	0	0	0	0	1	0	0	0	0	0	0	1	2	0	1	0	1	0	
BY DIV/OPPONENT:																														
vs West Division	76	51	25	0	.671	1	3	0	7	5	0	6	4	0	8	2	0	5	5	0	7	3	0	9	1	0	8	2	0	
vs East Division	54	39	13	2	.741	2	2	0	5	1	0	2	2	0	4	4	0	8	0	0	6	1	1	6	1	1	6	2	0	
BC	19	13	6	0	.684	0	1	0	1	2	0	2	1	0	2	0	0	2	1	0	2	0	0	2	1	0	2	0	0	
Edmonton (ALL)	19	14	5	0	.737	0	0	0	4	0	0	1	1	0	3	0	0	1	1	0	2	1	0	2	0	0	1	2	0	
Hamilton	13	10	3	0	.769	0	0	0	1	1	0	0	1	0	1	1	0	2	0	0	2	0	0	2	0	0	2	0	0	
Montréal	13	7	6	0	.538	0	1	0	1	0	0	1	0	0	0	2	0	2	0	0	1	1	0	1	1	0	1	1	0	
Ottawa	14	9	3	2	.714	1	1	0	1	0	0	1	0	0	1	1	0	2	0	0	1	0	1	1	0	1	1	1	0	
Saskatchewan	19	14	5	0	.737	1	1	0	2	0	0	2	1	0	2	0	0	1	2	0	2	1	0	2	0	0	2	0	0	
Toronto	14	13	1	0	.929	1	0	0	2	0	0	0	1	0	2	0	0	2	0	0	2	0	0	2	0	0	2	0	0	
Winnipeg	19	10	9	0	.526	0	1	0	0	3	0	1	1	0	1	2	0	1	1	0	1	1	0	3	0	0	3	0	0	
Labour Day vs EDM	7	6	1	0	.857	0	0	0	1	0	0	0	1	0	1	0	0	1	0	0	1	0	0	1	0	0	1	0	0	
BY MONTH:																														
June/July	41	26	13	2	.659	2	5	0	4	2	0				4	2	0	6	0	0	4	1	1	3	1	1	3	2	0	
August	26	18	8	0	.692	1	0	0	2	2	0	1	3	0	1	2	0	2	1	0	3	0	0	4	0	0	4	0	0	
September	28	23	5	0	.821	0	0	0	3	1	0	1	2	0	4	0	0	3	1	0	5	0	0	4	0	0	3	1	0	
October/November	35	23	12	0	.657	0	0	0	3	1	0	6	1	0	3	2	0	2	3	0	1	3	0	4	1	0	4	1	0	
Coming Off a Bye	17	12	5	0	.706	0	1	0	1	2	0	2	0	0	2	1	0	2	1	0	2	0	0	1	0	0	2	0	0	
MARGINS:																														
0-4 pts	41	23	16	2	.585	1	2	0	3	4	0	2	3	0	5	4	0	1	0	0	4	0	1	2	1	1	5	2	0	
5-10 pts	34	19	15	0	.559	0	2	0	2	2	0	3	2	0	4	2	0	3	4	0	1	2	0	3	1	0	3	0	0	
11-19 pts	33	27	6	0	.818	2	1	0	3	0	0	2	1	0	2	0	0	6	1	0	5	1	0	5	0	0	2	2	0	
20+ pts	22	21	1	0	.955	0	0	0	4	0	0	1	0	0	1	0	0	3	0	0	3	1	0	5	0	0	4	0	0	
LEADS AFTER ...																														
Lead after Q1	70	57	13	0	.814	1	1	0	5	3	0	4	0	0	7	4	0	8	1	0	12	1	0	13	2	0	7	1	0	
Trail after Q1	39	20	18	1	.526	1	3	0	2	3	0	2	4	0	3	1	0	4	3	0	0	1	1	2	0	0	6	3	0	
Tied after Q1	21	13	7	1	.643	1	1	0	5	0	0	2	2	0	2	1	0	1	1	0	1	2	0	0	0	1	1	0	0	
Lead after 1st H	81	66	15	0	.815	3	1	0	7	3	0	5	3	0	8	4	0	9	1	0	11	0	0	13	1	0	10	2	0	
Trail after 1st H	40	19	20	1	.488	0	3	0	5	2	0	2	3	0	3	1	0	4	4	0	1	4	0	2	1	1	2	2	0	
Tied after 1st H	9	5	3	1	.611	0	1	0	0	1	0	1	0	0	1	1	0	0	0	0	1	0	1	0	0	0	2	0	0	
Lead after Q3	83	73	10	0	.880	3	0	0	9	3	0	6	2	0	9	2	0	10	0	0	11	1	0	13	1	0	12	1	0	
Trail after Q3	40	13	26	1	.338	0	5	0	3	3	0	1	3	0	2	3	0	2	5	0	2	3	1	2	1	0	1	3	0	
Tied after Q3	7	4	2	1	.643	0	0	0	0	0	0	1	1	0	1	1	0	1	0	0	0	0	0	0	0	1	1	0	0	
SCORING:																														
When Scoring First	70	53	17	0	.757	1	3	0	9	1	0	3	3	0	6	3	0	6	1	0	9	2	0	12	2	0	7	2	0	
Score 0-19 pts	24	8	16	0	.333	0	3	0	1	1	0	1	4	0	2	1	0	1	0	0	1	2	0	1	2	0	1	3	0	
Score 20-29 pts	56	38	17	1	.688	2	1	0	4	3	0	4	2	0	5	4	0	7	4	0	7	2	0	1	0	1	8	1	0	
Score 30+ pts	50	44	5	1	.890	1	1	0	7	2	0	3	0	0	5	1	0	5	1	0	5	0	1	13	0	0	5	0	0	
Allow 0-19 pts	59	55																												



CURRENT CGY CFL '23	CALGARY CURRENT ROSTER				CAREER			CFL 2023	BC OT SK WP SK OT ML TO BC									WP TO ED ED ML HM SK BC WP									Rg Seas	
	ROSTER NO	No Player	Pos	ST	Yr	GP	GS	SCHEDULE School / Age	10	14	20	26	32	36	40	42	47	50	54	60	64	71	76	82	85	88	In 2023	GP
No of Plys: 68	0 WILLIAMS, Kobe	LB	A	3	20	20	Arizona State	D	D	D	D	D	D	D	D	D											8	8
Min 1 GP 65	2 MOXEY, Jonathan	DB	A	4	42	37	Boise State	D	D	D	D	D	D	D	D	D											8	8
IL Only 3	3 DOZIER, Brandon	DB	A	6	79	67	UNC - Charl	D	D	D	D	D	XIL	D	D	D											7	7
Veterans 54	4 JUDGE, Cameron	LB	N	6	72	50	UCLA	D	D	D	D	D	D	D	D	D											8	8
Yr 1 Players 14	7 LEWIS, Tommylee	WR	A	1	4	0	No Illinois			PR	PR	DA	DA	DA	N												4	0
Nationals 30	8 STATZ, Nick	DB	N	3	26	1	Calgary	XIL	XIL	XIL	N	XIL	XIL	N	N												3	0
Americans 36	9 VAUGHTERS, James	DL	A	3	39	24	Stanford	D	D	D	D	D	D	XIL	XIL												6	6
Globals 2	11 HENRY, Malik	WR	A	3	25	19	West Georgia	O	O	O	XIL	XIL	XIL	XIL	XIL												3	3
Starters:	12 MAIER, Jake	QB	A	3	37	20	UC - Davis	O	O	O	O	O	O	O	O												8	8
Min. 1 Start 39	14 BARNES, Clark	WR	N	1	8	7	Guelph	N	O	O	O	O	O	O	O												8	7
Career: (Avg)	15 STEVENS, Tommy	QB	A	2	26	0	Mississippi St	N	N	N	N	N	N	N	N												8	0
CFL Seasons 3.5	16 JAMERSON, Natrell	DB	A	2	7	7	Wisconsin	XIL	XIL	D	PR	D	D	XIL	XIL												3	3
CFL Games 36.8	17 REYNOLDS, Chris	QB	A	1	8	0	NC Charlotte	N	N	N	N	N	N	N	N												8	0
	20 LOGAN, Peyton	RB	A	2	19	0	Tenn- Martin	DA	DA	DA	XIL	XIL	XIL	XIL	XIL												3	0
GAMES PLAYED	23 LANGLAIS, William	RB	N	8	114	51	Sherbrooke	O	N	N	N	N	N	N	N												8	1
All Players CGY	24 GRACE, Cody	K-P	G	3	37	0	Arkansas St	N	N	N	N	N	N	N	N												8	0
Gme Played:	25 AMOAKO, Daniel	DB	N	2	10	0	York	XIL	XIL	XIL	XIL	XIL	XIL	XIL	XIL												0	0
By Veterans 296	26 MILLS, Dedrick	RB	A	2	13	11	Nebraska	XIL	O	O	O	O	O	O	O												7	7
By Yr1 Plyr 64	27 CHARLES, Julian	DB	A	1	2	2	Miss. College	PR	D	XIL	D	XIL	XIL	XIL	XIL												2	2
Gm Started:	28 TAYLOR, Nick	DB	A	7	66	62	Florida Int'l	XIL	XIL	XIL	XIL	XIL	XIL	D	D												2	2
By Veterans 169	29 ST-LOT, Shaquille	DB	N	1	2	0	Maine	N	N	XIL	XIL	XIL	XIL	XIL	XIL												2	0
By Yr1 Plyr 23	30 PAREDES, René	K	N	12	201	0	Concordia	N	N	N	N	N	N	N	N												8	0
Starts	31 ROBERSON, Tre	DB	A	5	47	47	Illinois State	D	D	D	D	D	D	XIL	D												7	7
By Nat'l 62	32 WALL, Titus	LB	A	2	17	17	Missouri State	D	D	XIL	D	D	D	D	D												7	7
- O-Line 29	33 DALEY, Tae	DB	A	1	3	1	Virginia Tech	D	PR	DA	PR	PR	DA	XIL	XIL												3	1
- WR / RB 16	34 BELLAMY, LeVante	RB	A	1	5	0	W Michigan					DA	DA	N	DA	DA											5	0
- D-Line 9	35 CAREY, Ka'Deem	RB	A	4	36	35	Arizona	O	XIL	XIL	XIL	XIL	XIL	XIL	XIL	XIL											1	1
- DB / LBs 8	36 YOUNG, Perry	LB	A	2	5	0	Cincinnati	PR	PR	DA	PR	PR	PR	DA	XIL												2	0
	37 GRAHAM, Elliot	LB	N	3	20	0	UBC	N	N	N	N	XIL	XIL	XIL	XIL												4	0
	39 COWAN, Brad	LB	N	3	30	0	Wilfrid Laurier	N	N	N	N	N	PR	N	N												7	0
	40 MOORE, Mike	DL	A	7	73	61	Virginia	Sus	DA	DA	DA	DA	DA	D	N												7	1
	41 ROSE, Mike	DL	A	6	58	57	No Carolina St	D	D	D	D	D	D	D	D												8	8
	42 DEVINE-SCOTT, Bailey	DB	G	2	4	0	W New Engl	PR	PR	PR	PR	PR	N	XIL	XIL												1	0
	43 MOORE, Charlie	LB	N	3	39	0	Calgary	N	N	N	N	N	N	N	N												8	0
	44 STEWART, Silas	LB	A	3	31	4	Incarname Wd	DA	XIL	XIL	XIL	XIL	XIL	XIL	XIL												1	0
	45 WILLIAMS, Darius	DB	A	2	16	2	Col St - Pueblo	DA	DA	DA	DA	DA	DA	XIL	DA												7	0
	46 POWER, Charlie	RB	N	9	108	15	Saskatchewan	N	N	N	N	N	N	N	N												8	0
	47 MUHAMMAD, Brad	DB	A	3	23	22	Florida Int'l								D	DA											2	1
	48 HERDMAN-REED, Jordan	LB	N	6	76	13	Alberta	PR	N	N	N	N	N	N	N												7	0
	49 GRIFFIN II, Michael	DB	A	1	8	2	So Dakota St	DA	DA	D	DA	N	D	N	N												8	2
	51 MCEWEN, Sean	OL	N	7	106	101	Calgary	O	O	O	O	O	O	O	O												8	8
	52 CRAWFORD, Aaron	LS	N	10	136	0	St. Mary's	N	N	N	N	N	N	N	N	XIL											7	0
	53 LATOUR, Maxime	LS	N	4	21	0	Sherbrooke									N											1	0
	54 COKER, Joshua	OL	A	2	4	4	Rhodes Coll	XIL	XIL	XIL	XIL	XIL	XIL	O	O												2	2
	57 AWE, Micah	DL	A	6	71	57	Florida Atlantic	D	D	D	D	D	D	D	D												8	8
	58 SCEVIOUR, Ryan	OL	N	5	56	55	Calgary	O	O	O	O	O	O	O	O												8	8
	61 THORNTON, Hugh	OL	A	2	6	6	Illinois	O	XIL	XIL	O	XIL	XIL	XIL	XIL												2	2
	65 CAMPBELL, Jamal	OL	N	7	77	22	York	N	XIL	PR	N	N	N	N	N												6	0
	66 BELL, Bryce	OL	N	3	39	16	Wilfrid Laurier	O	N	N	O	O	O	O	O												8	6
	67 WILLIAMS, Zack	OL	N	4	41	38	Manitoba	XIL	O	O	O	O	O	O	O												7	7
	77 THOMAS, Kelon	DL	N	1	5	0	Okanagan Sun	N	PR	PR	PR	N	N	N	N												5	0
	80 MICHEL, Marken	WR	A	3	29	27	Massachusetts					O	O	O	O												5	5
	81 HAKUNAVANHU, Luther	WR	N	3	25	6	York	O	O	O	XIL	O	XIL	O	O												6	6
	83 MIDDLEMOST, Tyson	WR	N	3	34	0	McMaster	N	N	XIL	XIL	XIL	N	N	N												5	0
	84 BEGELTON, Reggie	WR	A	6	60	55	Lamar	O	O	XIL	O	O	O	O	O												7	7
	85 PHILPOT, Jalen	WR	N	2	14	11	Calgary	XIL	XIL	XIL	XIL	XIL	XIL	XIL	XIL												0	0
	86 ODOMS-DUKES, Tre	WR	A	2	11	11	South Florida	O	O	O	O	O	O	O	XIL												7	7
	87 ALLEN, Floyd	WR	A	1	2	2	Mississippi					O	PR	PR	PR	O											2	2
	88 TUCKER, Cole	WR	N	1	5	2	No Illinois	N	N	O	XIL	N	O	XIL	XIL												5	2
	89 HUNCHAK, Colton	WR	N	4	44	0	York	PR	PR	N	N	PR	XIL	XIL	XIL												2	0
	91 ADEYEMI-BERGLUND, I	DL	N	3	40	9	SE Louisiana	N	N	N	N	N	N	N	D												8	1
	95 HOWSARE, Julian	DE	A	5	70	54	Clarion	D	D	D	D	D	D	D	D												8	8
	97 WIGGAN, Derek	DL	N	8	118	85	Queen's	D	D	D	D	D	D	D	D												8	8
	99 RAYAM, T.J.	DL	N	2	18	0	Boston College	N	N	N	N	N	N	N	N												8	0
	64 BENENOCH, Caleb	OL	A	1	2	2	UCLA	XIL	O	O	XIL	PR	PR	---	---	---											2	2
	21 ROYER, Demetri	DB	N	2	0	0	W Illinois	XIL	XIL	XIL	XIL	XIL	XIL															



2023 GAME SCHEDULE				GAME SCORES					TEAM SCORING					OPPONENT SCORING					CGY							
GM	#	DATE	OPP	Atten	PF	PA	Mg	Res	1st	CGY	Opp	1	2	3	4	OT	1	2	3	4	OT	Record	GP	W	L	T
1	10	Jun 08	H BC	17,942	15	25	-10	L	0	+16	0	3	3	9			7	6	1	11		All Gms	8	3	5	0
2	14	Jun 15	A OTT	18,251	26	15	+11	W	Y	+14	+1	8	7	7	4		1	11	0	3		Home	4	1	3	0
3	20	Jun 24	H SSK	24,923	26	29	-3	L	Y	+4	+10	3	3	7	10	3	3	0	14	6	6	Away	4	2	2	0
4	26	Jul 07	A WPG	30,561	11	24	-13	L	Y	+10	+13	10	1	0	0		1	10	7	6		By 0-4:	3	1	2	0
5	32	Jul 15	A SSK	28,842	33	31	+2	W		+10	+7	3	17	0	13		7	3	7	14		By 20+:	0	0	0	0
6	36	Jul 23	H OTT	21,226	41	43	-2	L		+6	+11	6	13	6	10	6	10	10	8	7	8	2023 HOME SCHEDULE				
7	40	Jul 30	A MTL	18,098	18	25	-7	L	Y	+3	+10	3	6	6	3		6	10	3	6		Gm	Opp	Res	Attend	
8	42	Aug 04	H TOR	19,234	20	7	+13	W	Y	+13	0	7	10	3	0		7	0	0	0		1	BC	L	0-1	17,942
9	47	Aug 12	A BC																			2	SSK	L	0-2	24,923
10	50	Aug 18	H WPG																			3	OTT	L	0-3	21,226
11	54	Aug 25	A TOR																			4	TOR	W	1-3	19,234
12	60	Sep 04	H EDM																			5	WPG			
13	64	Sep 09	A EDM																			6	EDM			
14	71	Sep 23	H MTL																			7	MTL			
15	76	Sep 30	A HAM																			8	SSK			
16	82	Oct 13	H SSK																			9	WPG			
17	85	Oct 20	A BC																			HOME ATTEND				83,325
18	88	Oct 27	H WPG																			AVERAGE				20,831
TOTALS				179,077	190	199	-1.1	5	+14	+16	40	60	32	49	9	42	50	40	53	14	43					
2023 SCORING				Per Gm	23.8	24.9			Qtr Diff:		--2	+10	-8	-4	-5		Tm/Opp Hi:	41	43							
ATTEND / H-A PTS				22,385						Hm:	102	104						Aw:	88	95						

2023 TEAM STATISTICS				
CATEGORY	CGY		OPP	
Total Points / Avg	190	23.8	199	24.9
Offensive Pts / Avg	178	22.3	168	21.0
Touchdowns	17		20	
Converts - 1 pt	11		13	
Converts - 2 pt	1		3	
Field goals	24		18	
Singles	3		6	
Safety Touches	0		0	
TD - Rushing	7		5	
- Passing	8		10	
- Defensive Ret.	2		2	
- Punt Returns	0		3	
- Other	0		0	

2023 TEAM STATISTICS				
CATEGORY	CGY		OPP	
2ND DOWN CONVERSIONS & RED ZONE:				
2nd Down Conv:	Attempts	187	180	
	Conversions	84	84	
	% Made	44.9	46.7	
2D Cnv Range %	1-3 yds	72.7	78.4	
	4-6 yds	38.6	62.0	
	7+ yds	35.4	25.8	
3rd & Short Yds (1-2 yds)	Attempts	12	13	
	Conversions	11	9	
	Failed	1	4	
RED ZONE: (Ins 20 YL)				
- Red Zone Opps / TDs		21 / 11	17 / 8	
- Red Zone TD %		52.4	47.1	
TURNOVERS / RATIO: --1				
Total T/Os *		17	16	
- Interceptions (excl. C2)		11	5	
- Fumbles Lost (excl. C2)		3	6	
- T/Os on Downs		3	5	
- T/Os - Offence		15	13	
- T/Os - Spec. Tms (Ret. fumbles)		(2)	(3)	
Fumbles / Lost (Total)		6 / 3	10 / 6	
Opponent Pts Off T/Os		45	35	

POSSESSION ANALYSIS DATA			
CATEGORY	CGY	OPP	
Possessions	114	112	
TD - % / Tot	13%	15	13%
FG Attempts	27	22	
Off. Turnovers	15	13	
Punts	54	52	
Other (ST & Kneels)	3	10	
Score % (TD & FG)	34%	29%	
2 & Outs	36	38	
Avg Drv Start YL	39.0	36.8	

2023 TEAM OFFENCE:				
	No	Avg	No	Avg
NET OFFENCE YDS	2,741	342.6	2,597	324.6
Rushing Yards	767	95.9	903	112.9
Passing Yards	2,085	260.6	1,853	231.6
Less: Tm Losses	111		159	
1st Downs Total	150		157	
Offensive Plays	453	56.6	451	56.4
Yards per Off. Play	6.1		5.8	
Time of Possession	29:14		30:46	
Rush Attempts	156		172	
Avg Yds per Rush	4.9		5.3	
Pass Attempts	277		242	
Completions / %	176	63.5	162	66.9
Interceptions	11		5	
TD Passes	8		10	
Yds per Attempt	7.5		7.7	
Pass Efficiency Rtg	79.5		94.9	
Yards After Catch	980		849	
Avg Pass Depth	8.8 yds		9.7 yds	
20+ yd Depth (Att/Com)	32 / 10		39 / 9	
QB Sacks Allowed	16		25	
1st Dn:				
- Rush	52		67	
- Pass	91		78	
- Penalty	7		12	
Penalty - Total (incl decl)	61		54	
- Penalty yards	563		431	

2023 SPECIAL TEAMS:			
Field Goals	Att / Md	27 / 24	22 / 18
	% Made	88.9	81.8
Convert (C-1)	Att / Md	12 / 11	16 / 13
	% Made	91.7	81.3
Convert (C-2)	Att / Md	5 / 1	4 / 3
Punts	No / Yds	54 / 2,687	52 / 2,540
Avg Punt	Avg / Net	49.8 / 37.5	48.8 / 36.8
Kickoffs	No / Yds	27 / 1,794	31 / 2,003
Avg Kickoff	Avg	66.4	64.6
Punt Returns	No / Yds	41 / 464	45 / 544
	Avg	11.3	12.1
Kickoff Returns	No / Yds	30 / 630	27 / 579
	Avg	21.0	21.4
FG Miss Ret.	No / Yds	3 / 135	3 / 184

Drive Starts			
By Range:	CGY	Opp	
Own			
1-20 yl	15 / 2	20 / 2	
21-40 yl	64 / 6	62 / 7	
41-55 yl	19 / 1	16 / 2	
Opp			
54-41 yl	7 / 2	6 / 2	
40-21 yl	8 / 4	5 / 1	
20- 1 yl	1 / 0	3 / 1	



BIG PLAYS			
CATEGORY	CGY	Opp	
On Offence:			
20+ Rs 30+ Ps	3 / 14	5 / 8	
Kick Ret:			
Pnt Ret 30+	2	4	
K/O Ret 40+	1	1	
FGM Ret 30+	1	3	
Total / Δ	0	21	21

PENALTIES & CHALLENGES			
Total (All incl. declined)			
Offence / Offence		19	25
Spec Tm - Cover / Retn		7	10
Challenges / Won		6 / 1	

* Turnovers exclude INTs & Fumbles Lost on 2-pt Converts



2023 GM-BY-GM DATA

RECORD GP: 8 W: 3 L: 5

2023 GAMES WITH ...	8 GP
Better Avg Field Position	4 gms
Positive T/O Ratio	4
More Net Offence than Opp't	5
Higher 2nd Dn Conv'n %	3
More Sacks Than Opp't	5



2023 CORE TEAM METRICS	CGY	OPP
Points per game	23.8	24.9
Net Offence Yds per gm	343	325
TD Drive %	13%	13%
2nd Down Conversion %	45%	47%
Big Plays / game	2.6	2.6

OTHER TEAM DATA	
T/O Ratio	-1
Pass Rating	79.5
Avg Field Pos (yl) *	39.0
Red Zone TD%	52.4

* Avg drive start yd line

CGY			TEAM OFFENCE:				PASSING:					OFF PLY: Avg					T/OVERS		Big Play		2ND DN CONV %			ON 1ST DOWN:					
#	Gm	Date	Opp	PF	FD	Rsh	Pass	NET	Att	Cm	%	Int	TD	Rsh	Tot	Yds	SA	TOP	T/O	Op	Pt	Off	Ret	Att	Md	%	Att	Yds	Avg
1	10	Jun 08	H BC	15	16	95	165	249	36	20	55.6	1	1	13	52	4.8	3	26:10	1	0	0	1	23	10	43.5	29	145	5.0	
2	14	Jun 15	A OTT	26	19	110	332	426	33	22	66.7	1	0	23	61	7.0	2	28:46	2	3	5	0	24	11	45.8	32	253	7.9	
3	20	Jun 24	H SSK	26	21	119	291	410	36	19	52.8	3	1	24	60	6.8	0	27:42	3	0	2	0	24	10	41.7	37	261	7.1	
4	26	Jul 07	A WPG	11	14	107	127	215	29	15	51.7	1	0	19	50	4.3	2	26:32	2	7	1	0	22	8	36.4	27	152	5.6	
5	32	Jul 15	A SSK	33	19	54	315	360	37	26	70.3	1	2	16	54	6.7	1	28:44	1	0	3	1	22	8	36.4	30	266	8.9	
6	36	Jul 23	H OTT	41	21	38	450	467	38	28	73.7	2	4	13	54	8.6	3	24:50	4	29	4	1	19	11	57.9	33	340	10.3	
7	40	Jul 30	A MTL	18	18	76	256	309	44	24	54.5	2	0	12	59	5.2	3	31:54	3	6	2	1	25	10	40.0	31	160	5.2	
8	42	Aug 04	H TOR	20	22	168	149	305	24	22	91.7	0	0	36	63	4.8	2	39:12	1	0	0	0	28	16	57.1	32	150	4.7	
9	47	Aug 12	A BC																										
10	50	Aug 18	H WPG																										
11	54	Aug 25	A TOR																										
12	60	Sep 04	H EDM																										
13	64	Sep 09	A EDM																										
14	71	Sep 23	H MTL																										
15	76	Sep 30	A HAM																										
16	82	Oct 13	H SSK																										
17	85	Oct 20	A BC																										
18	88	Oct 27	H WPG																										

OPPONENTS:			OPPT OFFENCE:				OPPT PASSING:					OFF PLY: Avg Op					Opp T/O:		Opp Big Ply		2ND D CONV %			OPP 1ST DOWN:					
#	Gm	Date	Opp	PA	FD	Rsh	Pass	NET	Att	Cm	%	Int	TD	Rsh	Tot	Yds	SA	TOP	T/O	CG	Pt	Off	Ret	Att	Md	%	Att	Yds	Avg
1	10	Jun 08	H BC	25	27	123	300	421	36	28	77.8	1	2	24	62	6.8	0	33:50	2	6	1	2	23	13	56.5	36	288	8.0	
2	14	Jun 15	A OTT	15	13	42	238	263	38	21	55.3	2	0	9	51	5.2	2	31:14	5	15	1	1	20	7	35.0	28	172	6.1	
3	20	Jun 24	H SSK	29	23	161	275	421	30	20	66.7	1	1	28	62	6.8	4	32:18	2	0	3	1	23	10	43.5	37	281	7.6	
4	26	Jul 07	A WPG	24	19	101	231	307	28	20	71.4	0	2	25	58	5.3	3	33:28	0	0	1	1	25	12	48.0	31	153	4.9	
5	32	Jul 15	A SSK	31	20	112	237	306	31	22	71.0	0	2	19	57	5.4	7	31:16	2	7	2	2	24	11	45.8	30	108	3.6	
6	36	Jul 23	H OTT	43	27	184	257	405	29	23	79.3	0	2	31	69	5.9	5	35:10	2	0	2	0	25	14	56.0	39	281	7.2	
7	40	Jul 30	A MTL	25	18	119	158	272	29	16	55.2	0	0	23	55	4.9	1	28:06	0	0	2	0	22	9	40.9	30	166	5.5	
8	42	Aug 04	H TOR	7	10	61	157	202	21	12	57.1	1	1	13	37	5.5	3	20:48	3	7	1	1	18	8	44.4	19	61	3.2	
9	47	Aug 12	A BC																										
10	50	Aug 18	H WPG																										
11	54	Aug 25	A TOR																										
12	60	Sep 04	H EDM																										
13	64	Sep 09	A EDM																										
14	71	Sep 23	H MTL																										
15	76	Sep 30	A HAM																										
16	82	Oct 13	H SSK																										
17	85	Oct 20	A BC																										
18	88	Oct 27	H WPG																										

POSSESSION DATA:			CGY DRIVES:					OPPONENT DRIVES:							
#	Gm	Date	Opp	Tot	TD	FGA	T/O	Oth	2&O	Tot	TD	FGA	T/O	Oth	2&O
1	10	Jun 08	H BC	14	1	5	1	7	5	13	3	1	1	9	5
2	14	Jun 15	A OTT	16	2	1	1	12	5	16	0	3	4	12	9
3	20	Jun 24	H SSK	16	2	4	3	7	6	17	3	4	2	12	5
4	26	Jul 07	A WPG	14	1	2	2	9	6	15	2	3	0	13	5
5	32	Jul 15	A SSK	15	3	4	1	7	4	12	2	2	2	8	3
6	36	Jul 23	H OTT	15	5	3	4	3	4	15	4	2	2	9	3
7	40	Jul 30	A MTL	13	0	6	3	4	4	13	0	7	0	13	4
8	42	Aug 04	H TOR	11	1	2	0	8	2	11	1	0	2	8	4
9	47	Aug 12	A BC												
10	50	Aug 18	H WPG												
11	54	Aug 25	A TOR												
12	60	Sep 04	H EDM												
13	64	Sep 09	A EDM												
14	71	Sep 23	H MTL												
15	76	Sep 30	A HAM												
16	82	Oct 13	H SSK												
17	85	Oct 20	A BC												
18	88	Oct 27	H WPG												

GAME		Lg	Av Fld Pos		-- Differential --			T/O	Ret	CGY	
Gm	Opp	W-L	Lead	CGY	Opp	2D%	BgPl	Sack	Rat	TDs	Pen
1	BC	L	0	45	28	-13%	-2	-3	+1	0	7
2	OTT	W	+14	34	41	+11%	+3	0	+3	1	12
3	SSK	L	+4	40	44	-2%	-2	+4	-1	0	5
4	WPG	L	+10	36	39	-12%	-1	+1	-2	0	7
5	SSK	W	+10	40	31	-9%	0	+6	+1	0	9
6	OTT	L	+6	44	36	+2%	+3	+2	-2	0	9
7	MTL	L	+3	42	34	-1%	+1	-2	-3	0	7
8	TOR	W	+13	29	35	13%	-2	+1	+2	1	5
9	BC										
10	WPG										
11	TOR										
12	EDM										
13	EDM										
14	MTL										
15	HAM										
16	SSK										
17	BC										
18	WPG										

* Avg starting yard line for drives



2023 INDIVIDUAL OFFENCE

PASSING	2023 BASE PASSING DATA:								Effic	Avg Yds	Int %	TD %
	Att	Com	%	Yds	Int	TD	LG	30				
MAIER, Jake	272	174	64.0	2,077	11	8	95	14	80.2	7.6	4.0	2.9
STEVENS, Tommy	5	2	40.0	8	0	0	5	0	42.1	1.6	0.0	0.0
REYNOLDS, Chris	0	0		0	0	0	0	0				
NON-OB	0	0		0	0	0	0	0				
TEAM TOTALS	277	176	63.5	2,085	11	8	95	14	79.5	7.5	4.0	2.9
OPPONENTS	242	162	66.9	1,853	5	10	76	8	94.9	7.7	2.1	4.1

2023 QB STARTS:					QS	300	GM HIGH	
GS	W	L	T	Tkn			Yds	TD
8	3	5	0	15	3	450	4	
0	0	0	0	1	0	5	0	
0	0	0	0	0	0	0	0	
8	3	5	0	16	3	450	4	
				25				

QB DATA DRIVES & DEPTH	Tot Poss	TD Drives:*		Q4 GW
		TDs	TD%	
MAIER, Jake	113	15	13.3	1
STEVENS, Tommy	1	0	0.0	0
REYNOLDS, Chris	0	0		0
NON-OB				
TEAM TOTALS	114	15	13.2	1

Pass Depth: **				0-9 Yards Depth:				10-19 Yards Depth:				20+ Yards Depth:			
Yds*	Att	Avg	Yds	Att	Com	%	Yds	Att	Com	%	Yds	Att	Com	%	Yds
2,378	272	8.7	1,232	186	136	73.1	1,232	55	28	50.9	430	31	10	32.3	415
51	5	10.2	8	3	2	66.7	8	1	0	0.0	0	1	0	0.0	0
0	0		0	0	0		0	0	0		0	0	0		0
0	0		0	0	0		0	0	0		0	0	0		0
2429	277	8.8	1240	189	138	73.0	1240	56	28	50.0	430	32	10	31.3	415

RECEIVING STATISTICS:	BASE RECEIVING DATA:								HIGHS:			Targ %	YAC
	Targ	Rec	Yards	Avg	LG	TD	30+	2D	Max	100	GP		
BEGELTON, Reggie	58	39	537	13.8	40	0	5	16	141	2	7	67%	222
ODOMS-DUKES, Tre	62	38	456	12.0	45	2	2	8	101	1	7	61%	176
BARNES, Clark	37	24	235	9.8	54	1	1	8	87	0	8	65%	104
HENRY, Malik	24	14	228	16.3	56	1	2	1	108	1	3	58%	171
MICHEL, Marken	23	11	190	17.3	95	2	2	3	134	1	5	48%	83
HAKUNAVANHU, Luth	20	11	177	16.1	48	1	2	3	94	0	6	55%	74
TUCKER, Cole	10	7	92	13.1	26	0	0	2	60	0	5	70%	37
LEWIS, Tommylee	15	13	78	6.0	12	1	0	5	58	0	4	87%	48
MILLS, Dedrick	17	13	67	5.2	13	0	0	3	20	0	7	76%	55
LANGLAIS, William	3	2	14	7.0	11	0	0	0	11	0	8	67%	9
ALLEN, Floyd	1	1	7	7.0	7	0	0	0	7	0	2	100%	2
JOHN, Rysen	3	2	5	2.5	5	0	0	1	5	0	5	67%	0
HUNCHAK, Colton	1	0	0		0	0	0	0	0	0	2	0%	0
CAREY, Ka'Deem	1	0	0		0	0	0	0	0	0	1	0%	0
BELLAMY, LeVante	1	1	-1	-1.0	-1	0	0	0	-1	0	5	100%	-1
No Target Atts *	1												----
TEAM TOTALS	277	176	2,085	11.8	95	8	14	50	141	5		64%	980
OPPONENTS	241	162	1,853	11.4	76	10	8	39				67%	849

Effic Rate	Depth Yds*	Avg Dep	20+ Yd Depth:		
			Targ	Rec	%
82.3	549	9.5	7	2	28.6
74.4	562	9.1	6	3	50.0
69.1	318	8.6	3	1	33.3
69.4	236	9.8	5	0	0.0
87.2	300	13.0	6	2	33.3
80.6	267	13.4	5	2	40.0
98.8	76	7.6	0	0	
118.2	51	3.4	0	0	
82.2	25	1.5	0	0	
77.1	10	3.3	0	0	
114.6	5	5.0	0	0	
64.6	18	6.0	0	0	
2.1	1	1.0	0	0	
2.1	0	0.0	0	0	
81.3	0	0.0	0	0	
	11		0	0	
	2,429	8.8	32	10	31.3
	2,348	9.7	39	9	23.1

* Pass thrown away (No Intended Rec); 2D = 2nd Down Conv. Catches; Target % = Receptions / Targets

RUSHING:	BASE RUSHING DATA:						HIGHS:			REG ATT
	Att	Yds	Avg	LG	TD	20	Max	100	GP	
MILLS, Diederick	96	483	5.0	33	3	2	137	2	7	147
STEVENS, Tommy	25	106	4.2	31	2	1	32	0	8	
MAIER, Jake	14	53	3.8	11	2	0	17	0	8	9
CAREY, Ka'Deem	7	43	6.1	19	0	0	43	0	1	
LOGAN, Peyton	3	34	11.3	17	0	0	34	0	3	
BELLAMY, LeVante	9	33	3.7	8	0	0	0	0	5	
LEWIS, Tommylee	1	8	8.0	8	0	0	8	0	3	
BEGELTON, Reggie	1	7	7.0	7	0	0	7	0	7	
TEAM TOTALS	156	767	4.9	33	7	3	137	2		
OPPONENTS	172	903	5.3	27	5	5				

COMBINED YARDS	GP	Total	Yards Gained:				
			Rush	Rec	PtR	KOR	FGM
TEAM LEADERS							
BARNES, C	8	653	0	235	0	307	111
MILLS, D	7	550	483	67	0	0	0
BEGELTON, R	7	544	7	537	0	0	0
ODOMS-DUKES, T	7	456	0	456	0	0	0
LEWIS, T	4	375	8	78	281	8	0
LOGAN, P	3	341	34	0	116	167	24
HENRY, M	3	228	0	228	0	0	0
ALLEN, F	2	210	0	7	67	136	0
MICHEL, M	5	190	0	190	0	0	0
HAKUNAVANHU, L	6	177	0	177	0	0	0
STEVENS, T	8	106	106	0	0	0	0
TUCKER, C	5	92	0	92	0	0	0
MAIER, J	8	53	53	0	0	0	0
CAREY, K	1	43	43	0	0	0	0
LANGLAIS, W	8	26	0	14	0	12	0
TEAM		4,081	767	2085	464	630	135
OPPONENTS		4,063	903	1853	544	579	184

CALGARY SCORING	TOUCHDOWNS:					OTHER SCORING					Indiv Pts
	Rsh	Rec	DR	KR	TD	C2	C1	FG	S		
PAREDES, René					0	0	11	24	0	83	
GRACE, Cody					0	0	0	0	3	3	
MILLS, D	3	0	0	0	3	0	0	0	0	18	
ODOMS-DUKES, T	0	2	0	0	2	1	0	0	0	14	
MAIER, J	2	0	0	0	2	0	0	0	0	12	
MICHEL, M	0	2	0	0	2	0	0	0	0	12	
STEVENS, T	2	0	0	0	2	0	0	0	0	12	
BARNES, C	0	1	0	0	1	0	0	0	0	6	
DOZIER, B	0	0	1	0	1	0	0	0	0	6	
HENRY, M	0	1	0	0	1	0	0	0	0	6	
LEWIS, T	0	1	0	0	1	0	0	0	0	6	
HAKUNAVANHU, L	0	1	0	0	1	0	0	0	0	6	
GRIFFIN, M	0	0	1	0	1	0	0	0	0	6	
TEAM TOTALS	7	8	2	0	17	1	11	24	3	190	
OPPONENTS	5	10	2	3	20	3	13	18	6		



FUMBLES			
Player	Pos	Fum	Lost
MAIER, Jake	QB	2	1
LOGAN, Peyton	KR	1	1
LANGLAIS, William	KR	1	0
ALLEN, Floyd	KR	1	0
LEWIS, Tommylee	KR	1	1
TEAM		6	3
OPPONENT		10	6



2023 INDIVIDUAL SPECIAL TEAMS & DEFENCE

KICKING	BASE KICKOFF DATA: (ALL)				
	No	Yds	Avg	LG	S
GRACE, Cody	0				
PAREDES, René	27	1794	66.4	82	0
TEAM TOTALS	27	1,794	66.4	82	0
OPPONENTS	31	2,003	64.6		1

BASE PUNTING DATA:							NET PUNTING:		
No	Yds	Avg	LG	S	I10	Rets	Net	Avg	
54	2,687	49.8	77	3	7	544	2,023	37.5	
0									
54	2,687	49.8	77	3	7	544	2,023	37.5	
52	2,540	48.8		4	3				

FLD POS PUNTS			
Sgls	FP	Yd	Avg
(41)	1,982	36.7	
(41)	1982	36.7	

FIELD GOALS & CONVERTS	BASE FG DATA:						<40 yd			40+ yds			50+ yd*		FGs Made		FG Atts:		CONVERTS (C-1)		
	Att	Md	Pct	LG	S	Max	Att	Md	Att	Md	Att	Md	Yds	Avg	Yds	Avg	Att	Md	%		
PAREDES, René	27	24	88.9	53	0	6	13	12	14	12	6	6	923	38.5	1,054	39.0	12	11	91.7		
TEAM TOTALS	27	24	88.9	53	0	6	13	12	14	12	6	6	923	38.5	1,054	39.0	12	11	91.7		
OPPONENTS	22	18	81.8	47	1		92.3		85.7			100.0									

PUNT RETURNS	PR	PUNT RETURNS					
		Yds	Avg	LG	TD	30	Max
LEWIS, Tommylee	20	281	14.1	33	0	2	74
LOGAN, Peyton	15	116	7.7	26	0	0	50
ALLEN, Floyd	6	67	11.2	20	0	0	67
TEAM TOTALS	41	464	11.3	33	0	2	74
OPPONENTS	45	544	12.1		3	4	

KICKOFF RETURNS	KOR	KICKOFF RETURNS					
		Yds	Avg	LG	TD	40	Max
BARNES, Clark	14	307	21.9	37	0	0	119
LOGAN, Peyton	8	167	20.9	43	0	1	95
ALLEN, Floyd	6	136	22.7	26	0	0	91
LANGLAIS, William	1	12	12.0	12	0	0	12
LEWIS, Tommylee	1	8	8.0	8	0	0	8
TEAM TOTALS	30	630	21.0	43	0	1	119
OPPONENTS	27	579	21.4		0	1	

FG MISS RETURNS	No	FG MISS RETURNS			
		Yds	LG	TD	30
BARNES, Clark	2	111	86	0	1
LOGAN, Peyton	1	24	24	0	0
TEAM TOTALS	3	135	86	0	1
OPPONENTS	3	184		0	3

INTERCEPTION RETURNS	Int	INTERCEPTION RETURNS		
		Yds	TD	LG
JUDGE, C	2	48	0	35
AWE, Micah	1	25	0	25
ROBERSON, T	1	6	0	6
MOXEY, J	1	0	0	0
TEAM TOTALS	5	79	0	35
OPPONENTS	11	239	2	

FUMBLE RETURNS	FR	FUMBLE RETURNS		
		Yds	TD	LG
DOZIER, B	2	35	1	31
H-REED, Jo.	2	-1	0	0
ROSE, M	1	4	0	4
GRIFFIN, M	1	0	1	0
HENRY, M	1	0	0	0
TEAM TOTALS	7	38	2	31
OPPONENTS	3	0	0	

QB SACKS	QS	SACKS	
		Yds	Max
ROSE, M	6	34	2
VAUGHTERS, J	5	23	2
HOWSARE, J	3	25	2
JUDGE, C	2	11	1
ADEYEMI-B, I	2	14	1
WIGGAN, D	1	2	1
GRIFFIN, M	1	9	1
AWE, M	1	10	1
WALL, T	1	5	1
RAYAM, T	1	2	1
DOZIER, B	1	3	1
MOORE, M	1	2	1
TEAM TOTALS	25	140	
OPPONENTS	16	106	

BLOCKED KICKS & OT KICK RECOVERIES		
Player	BK Type	OTR Type
BELLAMY, LeVante	1 Punt	



2023 TOTAL DEFENSIVE PLAYS - TEAM LEADERS

Player	TOT	DT	ST	TT	QS	FF	Int	KD	FR	TFL	BK
AWE, Micah	69	62	3	65	1	1	1	0	0	1	0
WALL, Titus	52	38	6	44	1	1	0	2	0	4	0
JUDGE, Cameron	46	37	1	38	2	1	2	2	0	1	0
DOZIER, Branden	34	24	2	26	1	0	0	2	2	3	0
HOWSARE, Julian	28	21	1	22	3	0	0	0	0	3	0
GRIFFIN, Michael	25	18	5	23	1	0	0	0	1	0	0
WILLIAMS, Kobe	25	19	0	19	0	0	0	4	0	2	0
ROBERSON, Tre	24	23	0	23	0	0	1	0	0	0	0
ROSE, Mike	22	14	0	14	6	1	0	0	1	0	0
VAUGHTERS, James	21	15	0	15	5	1	0	0	0	0	0
WILLIAMS, Darius	14	3	10	13	0	0	0	0	0	1	0
WIGGAN, Derek	10	8	0	8	1	0	0	0	0	1	0
MOXEY, Jonathan	9	6	0	6	0	0	1	2	0	0	0
ADEYEMI-BERGLUND	8	5	1	6	2	0	0	0	0	0	0
DALEY, Tae	7	5	1	6	0	1	0	0	0	0	0
HERDMAN-REED, Jori	7	0	5	5	0	0	0	0	2	0	0
POWER, Charlie	7	0	7	7	0	0	0	0	0	0	0
MOORE, Charlie	6	1	5	6	0	0	0	0	0	0	0
MUHAMMAD, Brad	6	5	1	6	0	0	0	0	0	0	0
JAMERSON, Natrell	6	4	0	4	0	0	0	1	0	1	0
RAYAM, T.J.	6	5	0	5	1	0	0	0	0	0	0
MOORE, Mike	6	5	0	5	1	0	0	0	0	0	0
CHARLES, Julian	5	5	0	5	0	0	0	0	0	0	0
ODOMS-DUKES, Tre	5	4	1	5	0	0	0	0	0	0	0
THOMAS, Kelon	4	0	4	4	0	0	0	0	0	0	0
CRAWFORD, Aaron	4	1	3	4	0	0	0	0	0	0	0
DEVINE-SCOTT, Bailey	3	2	1	3	0	0	0	0	0	0	0
PAREDES, Rene	3	0	3	3	0	0	0	0	0	0	0
YOUNG, Perry	3	0	3	3	0	0	0	0	0	0	0
TAYLOR, Nick	3	3	0	3	0	0	0	0	0	0	0
MIDDLEMOST, Tyson	3	0	3	3	0	0	0	0	0	0	0
ST-LOT, Shaquille	2	1	1	2	0	0	0	0	0	0	0
GRAHAM, Elliot	2	0	1	1	0	1	0	0	0	0	0
BELLAMY, LeVante	1	0	0	0	0	0	0	0	0	0	1
HENRY, Malik	1	0	0	0	0	0	0	0	1	0	0
TUCKER, Cole	1	1	0	1	0	0	0	0	0	0	0
COWAN, Brad	1	1	0	1	0	0	0	0	0	0	0
BEGELTON, Reggie	1	1	0	1	0	0	0	0	0	0	0
TEAM TOTALS	483	340	68	408	25	7	5	13	7	17	1
OPPONENTS	448	333	61	394	16	3	0	20	3	12	0



2023 QUARTERBACK/PASSING DATA

DRIVES LED:

PASS DEPTH DATA:

QB DATA		12 MAIER, Jake							Starts		QS		Off TD Q4			Att	0-9 Yards:			10-19 Yds:			20+ Yard Attempts:							
Gm	Date	Opp	Att	Com	Yds	Int	TD	LG	30	W	L	Tkn	QBR	Poss	Pts	Drv	GW	Yds	Att	Cm	Yds	Att	Cm	Yds	Att	Cm	Yds	Int	TD	
10 Jun 08	H	BC	36	20	165	1	1	21	0	0	1	2	1	14	15	1	0	298	27	19	160	3	1	5	6	0	0	1	0	
14 Jun 15	A	OTT	33	22	332	1	0	56	4	1	0	2	0	16	20	2	0	308	20	17	235	9	3	50	4	2	47	0	0	
20 Jun 24	H	SSK	35	18	288	3	1	52	2	0	1	0	3	16	26	2	0	370	19	12	190	12	6	98	4	0	0	1	0	
26 Jul 07	A	WPG	25	14	122	1	0	23	0	0	1	2	0	13	11	1	0	190	16	9	53	9	5	69	0					
32 Jul 16	A	SSK	37	26	315	1	2	48	3	1	0	1	0	15	33	3	1	389	22	18	137	9	5	77	6	3	101	0	1	
36 Jul 23	H	OTT	38	28	450	2	4	95	4	0	1	3	2	15	41	5	0	366	25	19	138	7	5	85	6	4	227	1	3	
40 Jul 30	A	MTL	44	24	256	2	0	40	1	0	1	3	0	13	18	0	0	394	34	21	184	5	2	32	5	1	40	0	0	
42 Aug 04	H	TOR	24	22	149	0	0	14	0	1	0	2	1	11	14	1	0	63	23	21	135	1	1	14	0					
47 Aug 12	A	BC																												
50 Aug 18	H	WPG																												
54 Aug 25	A	TOR																												
60 Sep 04	H	EDM																												
64 Sep 09	A	EDM																												
71 Sep 23	H	MTL																												
76 Sep 30	A	HAM																												
82 Oct 13	H	SSK																												
85 Oct 20	A	BC																												
88 Oct 27	H	WPG																												
2023 TOTALS			272	174	2077	11	8	95	14	3	5	15	7	113	178	15	1	2378	186	136	1232	55	28	430	31	10	415	3	4	
Com % / Max Yds			64.0	450	300+:	3				4	Max TD			Avg:	1.6	0.1			%	73.1	%	50.9	%	32.3						

QB DATA		15 STEVENS, Tommy							Starts		QS		Off TD Q4			Att	0-9 Yards:			10-19 Yds:			20+ Yard Attempts:								
Gm	Date	Opp	Att	Com	Yds	Int	TD	LG	30	W	L	Tkn	QBR	Poss	Pts	Drv	GW	Yds	Att	Cm	Yds	Att	Cm	Yds	Att	Cm	Yds	Int	TD		
10 Jun 08	H	BC	0									1		0																	
14 Jun 15	A	OTT	0									0		0																	
20 Jun 24	H	SSK	1	1	3	0	0	3	0			0	1	0	0	0	0	0	0	1	1	3	0			0					
26 Jul 07	A	WPG	4	1	5	0	0	5	0			0	1	1	0	0	0	51	2	1	5	1	0	0	1	0	0	0	0	0	
32 Jul 16	A	SSK	0											0																	
36 Jul 23	H	OTT	0											0																	
40 Jul 30	A	MTL	0											0																	
42 Aug 04	H	TOR	0											0																	
47 Aug 12	A	BC																													
50 Aug 18	H	WPG																													
54 Aug 25	A	TOR																													
60 Sep 04	H	EDM																													
64 Sep 09	A	EDM																													
71 Sep 23	H	MTL																													
76 Sep 30	A	HAM																													
82 Oct 13	H	SSK																													
85 Oct 20	A	BC																													
88 Oct 27	H	WPG																													
2023 TOTALS			5	2	8	0	0	5	0	0	0	1	2	1	0	0	0	51	3	2	8	1	0	0	1	0	0	0	0	0	
Com % / Max Yds			40.0	5	300+:	0				0	Max TD			Avg:	0.0	0.0			%	66.7	%	0.0	%	0.0							

QB DATA		17 REYNOLDS, Chris							Starts		QS		Off TD Q4			Att	0-9 Yards:			10-19 Yds:			20+ Yard Attempts:								
Gm	Date	Opp	Att	Com	Yds	Int	TD	LG	30	W	L	Tkn	QBR	Poss	Pts	Drv	GW	Yds	Att	Cm	Yds	Att	Cm	Yds	Att	Cm	Yds	Int	TD		
10 Jun 08	H	BC	0											0																	
14 Jun 15	A	OTT	0											0																	
20 Jun 24	H	SSK	0											0																	
26 Jul 07	A	WPG	0											0																	
32 Jul 16	A	SSK	0											0																	
36 Jul 23	H	OTT	0											0																	
40 Jul 30	A	MTL	0											0																	
42 Aug 04	H	TOR	0											0																	
47 Aug 12	A	BC																													
50 Aug 18	H	WPG																													
54 Aug 25	A	TOR																													
60 Sep 04	H	EDM																													
64 Sep 09	A	EDM																													
71 Sep 23	H	MTL																													
76 Sep 30	A	HAM																													
82 Oct 13	H	SSK																													
85 Oct 20	A	BC																													
88 Oct 27	H	WPG																													
2023 TOTALS			0	0	0	0	0	0	0	0	0	0	0	0	0	0	0	0	0	0	0	0	0	0	0	0	0	0	0	0	
Com % / Max Yds			#DIV/0!	0	300+:	0				0	Max TD			Avg:	##	##			%	###	%	###	%	###							



2023 INDIVIDUAL KICKING

PUNTING		24 GRACE, Cody				Retn Yards	Net Yards	Sgl Adj	Fld Pos Yards	BASE KICKOFFS:				SHORT		Reg KO	C-1 Att		FGA:	
Gm Date	Opp	No	Yards	LG	S					I10	No	Yds	LG	S	No		Yds	Att	Md	Att
10 Jun 08	H BC	6	315	63	0	1	29	286			0						0	0	0	0
14 Jun 15	A OTT	11	544	77	1	1	128	376	(15)	361	0						0	0	0	0
20 Jun 24	H SSK	7	356	67	0	1	55	301		301	0						0	0	0	0
26 Jul 07	A WPG	9	457	73	1	2	44	373	(14)	359	0						0	0	0	0
32 Jul 16	A SSK	7	333	60	0	1	184	149		149	0						0	0	0	0
36 Jul 23	H OTT	3	153	72	1	0	1	112	(12)	100	0						0	0	0	0
40 Jul 30	A MTL	4	165	45	0	0	31	134		134	0						0	0	0	0
42 Aug 04	H TOR	7	364	62	0	1	72	292		292	0						0	0	0	0
47 Aug 12	A BC							0		0										
50 Aug 18	H WPG							0		0										
54 Aug 25	A TOR							0		0										
60 Sep 04	H EDM							0		0										
64 Sep 09	A EDM							0		0										
71 Sep 23	H MTL							0		0										
76 Sep 30	A HAM							0		0										
82 Oct 13	H SSK							0		0										
85 Oct 20	A BC							0		0										
88 Oct 27	H WPG							0		0										
2023 TOTALS		54	2,687	77	3	7	544	2,023	41	1,982	0	0	0	0	0	0	0	0	0	0
GP 8			49.8			3 Sgl		37.5		36.7	0	0	0	0	0	0	0	0	0	0

FIELD GOALS		30 PAREDES, Rer				FIELD GOAL ATTEMPTS - DISTANCE:						C-1 Att		BASE KICKOFFS:				SHORT		Reg K/O	Tot Pts	
Gm Date	Opp	Att	Md	LG	S	Made From: (yds)			Missed From: (yds)			Att	Md	No	Yds	LG	S	No	Yds			
10 Jun 08	H BC	5	3	52	0	22	39	52	39	45	0	0	2	139	77	0	0	0	0	2	9	
14 Jun 15	A OTT	1	1	14	0	14					2	2	5	324	71	0	0	0	0	5	5	
20 Jun 24	H SSK	4	4	53	0	47	46	53	23		2	2	4	271	79	0	0	0	4	14		
26 Jul 07	A WPG	2	1	30	0	30				47	1	1	2	139	71	0	0	0	2	4		
32 Jul 16	A SSK	4	4	51	0	28	51	34	50		3	3	5	313	70	0	0	0	5	15		
36 Jul 23	H OTT	3	3	47	0	26	32	47			2	1	6	413	82	0	0	0	6	10		
40 Jul 30	A MTL	6	6	53	0	50	32	53	48	21	38	0	0	1	62	62	0	0	1	18		
42 Aug 04	H TOR	2	2	45	0	45	42				2	2	2	133	73	0	0	0	2	8		
47 Aug 12	A BC																		0	0		
50 Aug 18	H WPG																		0	0		
54 Aug 25	A TOR																		0	0		
60 Sep 04	H EDM																		0	0		
64 Sep 09	A EDM																		0	0		
71 Sep 23	H MTL																		0	0		
76 Sep 30	A HAM																		0	0		
82 Oct 13	H SSK																		0	0		
85 Oct 20	A BC																		0	0		
88 Oct 27	H WPG																		0	0		
2023 TOTALS		27	24	53	0	Md Yds	923	<40	13	12	LG FG Att:	53	12	11	27	1794	82	0	0	0	27	83
GP 8				FG%	88.9	Att Yds	1,054	>40	14	12			91.7		27	1794	(Reg)			0	FG%	
				Sgl:	0	Lg FG/A:	6	>50	6	6												



2023 RECEIVING DATA

0 Check YAC-30-2D: 0 0 0

RECEIVING		84 BEGELTON, Reggie										7		Tar		20+ Dep		Int
Gm	Date	Opp	Tar	Rec	Yds	LG	TD	YAC	30	2D	Yds	Tar	Rc	Int	Tar	Rc	Int	
10	Jun 08	H BC	9	6	41	12	0	31	0	2	63	2	0	0				
14	Jun 15	A OTT	12	8	141	38	0	86	2	4	87	0	0	1				
20	Jun 24	H SSK												IL				
26	Jul 07	A WPG	5	4	51	23	0	26	0	0	30	0	0	0				
32	Jul 16	A SSK	7	3	92	39	0	41	2	0	103	2	1	0				
36	Jul 23	H OTT	11	7	80	18	0	6	0	4	103	1	0	1				
40	Jul 30	A MTL	11	8	102	40	0	22	1	4	143	2	1	0				
42	Aug 04	H TOR	3	3	30	14	0	10	0	2	20	0	0	0				
47	Aug 12	A BC																
50	Aug 18	H WPG																
54	Aug 25	A TOR																
60	Sep 04	H EDM																
64	Sep 09	A EDM																
71	Sep 23	H MTL																
76	Sep 30	A HAM																
82	Oct 13	H SSK																
85	Oct 20	A BC																
88	Oct 27	H WPG																
2023 TOTALS			58	39	537	40	0	222	5	16	549	7	2	2				
Game Highs:			12	8	141			100+	2		9.5	Dep	Effic	82.3				

RECEIVING		86 ODOMS-DUKES, Tre										7		Tar		20+ Dep		Int
Gm	Date	Opp	Tar	Rec	Yds	LG	TD	YAC	30	2D	Yds	Tar	Rc	Int	Tar	Rc	Int	
10	Jun 08	H BC	10	7	75	21	1	48	0	3	52	0	0	0				
6	Jun 15	A OTT	6	3	54	44	0	24	1	0	109	3	2	0				
9	Jun 24	H SSK	9	4	63	21	0	20	0	1	121	1	0	2				
11	Jul 07	A WPG	11	5	44	11	0	5	0	2	75	0	0	0				
7	Jul 16	A SSK	7	5	32	10	0	2	0	0	69	1	0	1				
7	Jul 23	H OTT	7	6	101	45	1	41	1	0	66	1	1	0				
12	Jul 30	A MTL	12	8	87	22	0	36	0	2	70	0	0	0				
42	Aug 04	H TOR															IL	
2023 TOTALS			62	38	456	45	2	176	2	8	562	6	3	3				
Game Highs:			12	8	101			100+	1		9.1	Dep	Effic	74.4				

RECEIVING		14 BARNES, Clark										8		Tar		20+ Dep		Int
Gm	Date	Opp	Tar	Rec	Yds	LG	TD	YAC	30	2D	Yds	Tar	Rc	Int	Tar	Rc	Int	
10	Jun 08	H BC	6	3	10	8	0	8	0	1	48	1	0	0				
14	Jun 15	A OTT	5	3	24	17	0	5	0	2	43	0	0	0				
20	Jun 24	H SSK	2	1	4	4	0	2	0	0	16	0	0	0				
26	Jul 07	A WPG	4	2	23	12	0	2	0	1	43	0	0	0				
32	Jul 16	A SSK	5	5	34	14	0	11	0	0	21	0	0	0				
36	Jul 23	H OTT	7	5	87	54	1	42	1	1	96	2	1	1				
40	Jul 30	A MTL	5	2	29	15	0	14	0	1	47	0	0	1				
42	Aug 04	H TOR	3	3	24	11	0	20	0	2	4	0	0	0				
47	Aug 12	A BC																
50	Aug 18	H WPG																
54	Aug 25	A TOR																
60	Sep 04	H EDM																
64	Sep 09	A EDM																
71	Sep 23	H MTL																
76	Sep 30	A HAM																
82	Oct 13	H SSK																
85	Oct 20	A BC																
88	Oct 27	H WPG																
2023 TOTALS			37	24	235	54	1	104	1	8	318	3	1	2				
Game Highs:			7	5	87			100+	0		8.6	Dep	Effic	69.1				

RECEIVING		11 HENRY, Malik										3		Tar		20+ Dep		Int
Gm	Date	Opp	Tar	Rec	Yds	LG	TD	YAC	30	2D	Yds	Tar	Rc	Int	Tar	Rc	Int	
8	Jun 08	H BC	8	3	28	10	0	10	0	0	109	3	0	1				
9	Jun 15	A OTT	9	7	108	56	0	92	1	0	64	1	0	0				
7	Jun 24	H SSK	7	4	92	52	1	69	1	1	63	1	0	1				
26	Jul 07	A WPG															IL	
32	Jul 16	A SSK															IL	
36	Jul 23	H OTT															IL	
40	Jul 30	A MTL															IL	
42	Aug 04	H TOR															IL	
47	Aug 12	A BC																
50	Aug 18	H WPG																
54	Aug 25	A TOR																
60	Sep 04	H EDM																
64	Sep 09	A EDM																
71	Sep 23	H MTL																
76	Sep 30	A HAM																
82	Oct 13	H SSK																
85	Oct 20	A BC																
88	Oct 27	H WPG																
2023 TOTALS			24	14	228	56	1	171	2	1	236	5	0	2				
Game Highs:			9	7	108			100+	1		9.8	Dep	Effic	69.4				

RECEIVING		80 MICHEL, Marken										5		Tar		20+ Dep		Int
Gm	Date	Opp	Tar	Rec	Yds	LG	TD	YAC	30	2D	Yds	Tar	Rc	Int	Tar	Rc	Int	
10	Jun 08	H BC																
14	Jun 15	A OTT																
20	Jun 24	H SSK																
26	Jul 07	A WPG	6	1	11	11	0	0	0	1	88	1	0	1				
32	Jul 16	A SSK	6	4	33	15	0	7	0	0	80	1	0	0				
36	Jul 23	H OTT	5	4	134	95	2	75	2	1	60	2	2	0				
40	Jul 30	A MTL	4	0	0	0	0	0	0	0	61	2	0	0				
42	Aug 04	H TOR	2	2	12	6	0	1	0	1	11	0	0	0				
47	Aug 12	A BC																
50	Aug 18	H WPG																
54	Aug 25	A TOR																
60	Sep 04	H EDM																
64	Sep 09	A EDM																
71	Sep 23	H MTL																
76	Sep 30	A HAM																
82	Oct 13	H SSK																
85	Oct 20	A BC																
88	Oct 27	H WPG																
2023 TOTALS			23	11	190	95	2	83	2	3	300	6	2	1				
Game Highs:			6	4	134			100+	1		13.0	Dep	Effic	87.2				

RECEIVING		81 HAKUNAVANHU, Luther										6		Tar		20+ Dep		Int
Gm	Date	Opp	Tar	Rec	Yds	LG	TD	YAC	30	2D	Yds	Tar	Rc	Int	Tar	Rc	Int	
2	Jun 08	H BC	2	1	11	11	0	7	0	0	26	0	0	0				
1	Jun 15	A OTT	1	1	5	5	0	0	0	0	5	0	0	0				
6	Jun 24	H SSK	6	3	58	31	0	32	1	1	103	2	0	0				
6	Jul 07	A WPG	6	5	94	48	1	30	1	2	81	2	2	0				
5	Jul 16	A SSK	5	1	9	9	0	5	0	0	52	1	0	1				
0	Jul 23	H OTT																
42	Aug 04	H TOR																
47	Aug 12	A BC																
50	Aug 18	H WPG																
54	Aug 25	A TOR		</														



2023 RUSHING & KICK RETURNS

RUSHING		26 MILLS, Diedrick					15 STEVENS, Tommy					12 MAIER, Jake					35 CAREY, Ka'Deem					20 LOGAN, Peyton					
Gm	Date	Opp	Att	Yds	LG	TD	20	Car	Yds	LG	TD	20	Att	Yds	LG	TD	20	Att	Yds	LG	TD	20	Att	Yds	LG	TD	20
10 Jun 08	H BC	IL						2	3	2	0	0	2	11	10	0	0	7	43	19	0	0	3	34	17	0	0
14 Jun 15	A OTT		19	102	23	1	1	0					2	5	3	1	0	IL					0				
20 Jun 24	H SSK		14	74	15	0	0	6	28	8	0	0	4	17	11	1	0	IL					0				
26 Jul 07	A WPG		14	97	33	1	1	3	11	6	0	0	0					IL					IL				
32 Jul 16	A SSK		11	36	9	1	0	4	17	7	0	0	0					IL					IL				
36 Jul 23	H OTT		6	21	6	0	0	4	7	3	1	0	3	10	11	0	0	IL					IL				
40 Jul 30	A MTL		5	16	8	0	0	2	32	31	0	1	1	2	2	0	0	IL					IL				
42 Aug 04	H TOR		27	137	13	0	0	4	8	4	1	0	2	8	5	0	0	IL					IL				
47 Aug 12	A BC																										
50 Aug 18	H WPG																										
54 Aug 25	A TOR																										
60 Sep 04	H EDM																										
64 Sep 09	A EDM																										
71 Sep 23	H MTL																										
76 Sep 30	A HAM																										
82 Oct 13	H SSK																										
85 Oct 20	A BC																										
88 Oct 27	H WPG																										
2023 TOTALS			96	483	33	3	2	25	106	31	2	1	14	53	11	2	0	7	43	19	0	0	3	34	17	0	0
Avg yds / Gm High			5.0	GP 7	137	2	4.2	GP 8	32	0	3.8	GP 8	17	0	6.1	GP 1	43	0	11.3	GP 3	34	0					

Punt Returns

RUSHING		34 BELLAMY, LeVante					7 LEWIS, Tommylee					20 LOGAN, Peyton					FG Miss Rets					20 LOGAN, Peyton						
Gm	Date	Opp	Car	Yds	LG	TD	20	No	Yds	LG	TD	30	No	Yds	LG	TD	30	No	Yds	LG	TD	30	No	Yds	LG	TD	30	
10 Jun 08	H BC												4	41	19	0	0	0					0					
14 Jun 15	A OTT												7	25	11	0	0	0	0					1	24	24	0	0
20 Jun 24	H SSK												4	50	26	0	0	0	1	25	25	0	0	0				
26 Jul 07	A WPG		2	-1	1	0	0						IL					0					IL					
32 Jul 16	A SSK		1	1	1	0	0	5	62	16	0	0	IL					1	86	86	0	1	IL					
36 Jul 23	H OTT		0					4	74	33	0	1	IL					0					IL					
40 Jul 30	A MTL		3	18	8	0	0	4	71	33	0	1	IL					0					IL					
42 Aug 04	H TOR		3	15	7	0	0	7	74	23	0	0	IL					0					IL					
47 Aug 12	A BC																											
50 Aug 18	H WPG																											
54 Aug 25	A TOR																											
60 Sep 04	H EDM																											
64 Sep 09	A EDM																											
71 Sep 23	H MTL																											
76 Sep 30	A HAM																											
82 Oct 13	H SSK																											
85 Oct 20	A BC																											
88 Oct 27	H WPG																											
2023 TOTALS			9	33	8	0	0	20	281	33	0	2	15	116	26	0	0	2	111	86	0	1	1	24	24	0	0	
Avg yds / Gm High			3.7	GP 5	18	0	Avg 14.1	Max: 74					Avg 7.7	Max: 50														

KICKOFF RETURNS		14 BARNES, Clark					20 LOGAN, Peyton					87 ALLEN, Floyd					23 LANGLAIS, William					7 LEWIS, Tommylee						
Gm	Date	Opp	No	Yds	LG	TD	40	No	Yds	LG	TD	40	No	Yds	LG	TD	40	No	Yds	LG	TD	40	No	Yds	LG	TD	40	
10 Jun 08	H BC		1	17	17	0	0	3	95	43	0	1						0										
14 Jun 15	A OTT		0					2	22	12	0	0						0										
20 Jun 24	H SSK		1	26	26	0	0	3	50	29	0	0						1	12	12	0	0						
26 Jul 07	A WPG		0					IL										0										
32 Jul 16	A SSK		5	119	37	0	0	IL					4	91	25	0	0	0					0					
36 Jul 23	H OTT		5	110	34	0	0	IL					PR					0					0					
40 Jul 30	A MTL		2	35	21	0	0	IL					PR					0					0					
42 Aug 04	H TOR		0					IL					PR					0					0					
47 Aug 12	A BC												2	45	26	0	0	0										
50 Aug 18	H WPG																											
54 Aug 25	A TOR																											
60 Sep 04	H EDM																											
64 Sep 09	A EDM																											
71 Sep 23	H MTL																											
76 Sep 30	A HAM																											
82 Oct 13	H SSK																											
85 Oct 20	A BC																											
88 Oct 27	H WPG																											
2023 TOTALS			14	307	37	0	0	8	167	43	0	1	6	136	26	0	0	1	12	12	0	0	1	8	8	0	0	
Avg yds / Gm High			Avg 21.9	Max: 119				Avg 20.9	Max: 95				Avg 22.7	Max: 91				Avg 12.0	Max: 12				Avg 8.0	Max: 8				



2023 DEFENSIVE PLAYS

DEFENSIVE PLAYS		57 AWE, Micah							
Gm Date	Opp	DT	ST	QS	FF	Int	KD	FR	TFL
10 Jun 08	H BC	12	1	0	0	0	0	0	0
14 Jun 15	A OTT	5	0	1	1	1	0	0	0
20 Jun 24	H SSK	10	1	0	0	0	0	0	0
26 Jul 07	A WPG	10	0	0	0	0	0	0	0
32 Jul 16	A SSK	9	1	0	0	0	0	0	1
36 Jul 23	H OTT	4	0	0	0	0	0	0	0
40 Jul 30	A MTL	8	0	0	0	0	0	0	0
42 Aug 04	H TOR	4	0	0	0	0	0	0	0
47 Aug 12	A BC								
50 Aug 18	H WPG								
54 Aug 25	A TOR								
60 Sep 04	H EDM								
64 Sep 09	A EDM								
71 Sep 23	H MTL								
76 Sep 30	A HAM								
82 Oct 13	H SSK								
85 Oct 20	A BC								
88 Oct 27	H WPG								
2023 TOTALS		62	3	1	1	1	0	0	1
		69 Tot Def. Plays		BK 0					

DEFENSIVE PLAYS		32 WALL, Titus							
Gm Date	Opp	DT	ST	QS	FF	Int	KD	FR	TFL
10 Jun 08	H BC	6	0	0	0	0	0	0	1
14 Jun 15	A OTT	3	1	1	1	0	2	0	0
20 Jun 24	H SSK								IL
26 Jul 07	A WPG	4	1	0	0	0	0	0	1
32 Jul 16	A SSK	7	3	0	0	0	0	0	0
36 Jul 23	H OTT	11	0	0	0	0	0	0	0
40 Jul 30	A MTL	5	1	0	0	0	0	0	2
42 Aug 04	H TOR	2	0	0	0	0	0	0	0
47 Aug 12	A BC								
50 Aug 18	H WPG								
54 Aug 25	A TOR								
60 Sep 04	H EDM								
64 Sep 09	A EDM								
71 Sep 23	H MTL								
76 Sep 30	A HAM								
82 Oct 13	H SSK								
85 Oct 20	A BC								
88 Oct 27	H WPG								
2023 TOTALS		38	6	1	1	0	2	0	4
		52 Tot Def. Plays		BK 0					

DEFENSIVE PLAYS		4 JUDGE, Cameron							
Gm Date	Opp	DT	ST	QS	FF	Int	KD	FR	TFL
10 Jun 08	H BC	4	0	0	0	1	0	0	0
14 Jun 15	A OTT	7	0	0	0	0	0	0	0
20 Jun 24	H SSK	3	0	0	1	1	0	0	0
26 Jul 07	A WPG	5	0	0	0	0	0	0	1
32 Jul 16	A SSK	5	0	1	0	0	0	0	0
36 Jul 23	H OTT	6	0	1	0	0	1	0	0
40 Jul 30	A MTL	3	0	0	0	0	0	0	0
42 Aug 04	H TOR	4	1	0	0	0	1	0	0
47 Aug 12	A BC								
50 Aug 18	H WPG								
54 Aug 25	A TOR								
60 Sep 04	H EDM								
64 Sep 09	A EDM								
71 Sep 23	H MTL								
76 Sep 30	A HAM								
82 Oct 13	H SSK								
85 Oct 20	A BC								
88 Oct 27	H WPG								
2023 TOTALS		37	1	2	1	2	2	0	1
		46 Tot Def. Plays		BK 0					

DEFENSIVE PLAYS		3 DOZIER, Branden							
Gm Date	Opp	DT	ST	QS	FF	Int	KD	FR	TFL
10 Jun 08	H BC	6	0	0	0	0	0	0	1
14 Jun 15	A OTT	2	2	0	0	0	0	1	0
20 Jun 24	H SSK	2	0	0	0	0	0	1	0
26 Jul 07	A WPG	6	0	0	0	0	0	0	1
32 Jul 16	A SSK	3	0	0	0	0	0	0	1
36 Jul 23	H OTT								IL
40 Jul 30	A MTL	4	0	1	0	0	0	0	0
42 Aug 04	H TOR	1	0	0	0	0	2	0	0
47 Aug 12	A BC								
50 Aug 18	H WPG								
54 Aug 25	A TOR								
60 Sep 04	H EDM								
64 Sep 09	A EDM								
71 Sep 23	H MTL								
76 Sep 30	A HAM								
82 Oct 13	H SSK								
85 Oct 20	A BC								
88 Oct 27	H WPG								
2023 TOTALS		24	2	1	0	0	2	2	3
		34 Tot Def. Plays		BK 0					

DEFENSIVE PLAYS		95 HOWSARE, Julian							
Gm Date	Opp	DT	ST	QS	FF	Int	KD	FR	TFL
10 Jun 08	H BC	1	0	0	0	0	0	0	0
14 Jun 15	A OTT	1	0	0	0	0	0	0	1
20 Jun 24	H SSK	2	0	0	0	0	0	0	0
26 Jul 07	A WPG	5	1	0	0	0	0	0	1
32 Jul 16	A SSK	4	0	2	0	0	0	0	0
36 Jul 23	H OTT	6	0	1	0	0	0	0	1
40 Jul 30	A MTL	0	0	0	0	0	0	0	0
42 Aug 04	H TOR	2	0	0	0	0	0	0	0
47 Aug 12	A BC								
50 Aug 18	H WPG								
54 Aug 25	A TOR								
60 Sep 04	H EDM								
64 Sep 09	A EDM								
71 Sep 23	H MTL								
76 Sep 30	A HAM								
82 Oct 13	H SSK								
85 Oct 20	A BC								
88 Oct 27	H WPG								
2023 TOTALS		21	1	3	0	0	0	0	3
		28 Tot Def. Plays		BK 0					

DEFENSIVE PLAYS		49 GRIFFIN, Michael							
Gm Date	Opp	DT	ST	QS	FF	Int	KD	FR	TFL
10 Jun 08	H BC	0	1	0	0	0	0	0	0
14 Jun 15	A OTT	0	2	0	0	0	0	0	0
20 Jun 24	H SSK	11	0	1	0	0	0	0	0
26 Jul 07	A WPG	0	2	0	0	0	0	0	0
32 Jul 16	A SSK	0	0	0	0	0	0	0	0
36 Jul 23	H OTT	5	0	0	0	0	0	0	0
40 Jul 30	A MTL	0	0	0	0	0	0	0	0
42 Aug 04	H TOR	2	0	0	0	0	0	1	0
47 Aug 12	A BC								
50 Aug 18	H WPG								
54 Aug 25	A TOR								
60 Sep 04	H EDM								
64 Sep 09	A EDM								
71 Sep 23	H MTL								
76 Sep 30	A HAM								
82 Oct 13	H SSK								
85 Oct 20	A BC								
88 Oct 27	H WPG								
2023 TOTALS		18	5	1	0	0	0	1	0
		25 Tot Def. Plays		BK 0					

DEFENSIVE PLAYS		0 WILLIAMS, Kobe							
Gm Date	Opp	DT	ST	QS	FF	Int	KD	FR	TFL
10 Jun 08	H BC	2	0	0	0	0	0	0	1
14 Jun 15	A OTT	2	0	0	0	0	3	0	0
20 Jun 24	H SSK	7	0	0	0	0	1	0	1
26 Jul 07	A WPG	2	0	0	0	0	0	0	0
32 Jul 16	A SSK	0	0	0	0	0	0	0	0
36 Jul 23	H OTT	2	0	0	0	0	0	0	0
40 Jul 30	A MTL	1	0	0	0	0	0	0	0
42 Aug 04	H TOR	3	0	0	0	0	0	0	0
47 Aug 12	A BC								
50 Aug 18	H WPG								
54 Aug 25	A TOR								
60 Sep 04	H EDM								
64 Sep 09	A EDM								
71 Sep 23	H MTL								
76 Sep 30	A HAM								
82 Oct 13	H SSK								
85 Oct 20	A BC								
88 Oct 27	H WPG								
2023 TOTALS		19	0	0	0	0	4	0	2
		25 Tot Def. Plays		BK 0					

DEFENSIVE PLAYS		31 ROBERSON, Tre							
Gm Date	Opp	DT	ST	QS	FF	Int	KD	FR	TFL
10 Jun 08	H BC	5	0	0	0	0	0	0	0
14 Jun 15	A OTT	2	0	0	0	1	0	0	0
20 Jun 24	H SSK	3	0	0	0	0	0	0	0
26 Jul 07	A WPG	3	0	0	0	0	0	0	0
32 Jul 16	A SSK	4	0	0	0	0	0	0	0
36 Jul 23	H OTT	4	0	0	0	0	0	0	0
40 Jul 30	A MTL								IL
42 Aug 04	H TOR	2	0	0	0	0	0	0	0
47 Aug 12	A BC								
50 Aug 18	H WPG								
54 Aug 25	A TOR								
60 Sep 04	H EDM								
64 Sep 09	A EDM								
71 Sep 23	H MTL								
76 Sep 30	A HAM								
82 Oct 13	H SSK								
85 Oct 20	A BC								
88 Oct 27	H WPG								
2023 TOTALS		23	0	0	0	1	0	0	0
		24 Tot Def. Plays		BK 0					

DEFENSIVE PLAYS		41 ROSE, Mike							
Gm Date	Opp	DT	ST	QS	FF	Int	KD	FR	TFL
10 Jun 08	H BC	1	0	0	0	0	0	0	0
14 Jun 15	A OTT	1	0	0	0	0	0	0	0
20 Jun 24	H SSK	1	0	1	1	0	0	0	0
26 Jul 07	A WPG	1	0	1	0	0	0	0	0
32 Jul 16	A SSK	2	0	2	0	0	0	1	0
36 Jul 23	H OTT	3	0	1	0	0	0	0	

GAME NOTES
Calgary Stampede at BC Lions
BC Place Stadium - Week 10 - Saturday, Aug. 12, 2023



1. GAME OVERVIEW

The Calgary Stampede reach the midway point of the 2023 regular season when they travel to Vancouver to face the BC Lions in a Week 10 contest.

Calgary (3-5) is coming off a 20-7 home-field victory over the previously unbeaten Toronto Argonauts while the most recent game for BC (6-2) is a 50-14 loss in Winnipeg.

This is the second of three regular-season meetings between the Stampede and Lions in 2022. BC won the season-opener at McMahon Stadium 25-15 and the Stamps will make a second trip to Vancouver in Week 20.

The Stamps have won seven consecutive regular-season games at BC Place, outscoring the Lions 202-95 during that sequence.

Calgary is 2-2 on the road in 2023 and 1-3 against the West Division. The Lions are 3-0 at home and 5-1 against the West.

2. HISTORICAL NOTES

- Today's game is the 1,267th regular-season game in Stampede history. The Stamps have 696 wins, 549 losses and 21 ties since 1945. Calgary has played 633 games at home, with a record of 403-220-10, and 633 games on the road (293-329-11)
- This is the 204th regular-season meeting of all time between Calgary and BC. The Stamps hold a 112-86-5 all-time edge including a 50-47 mark in Vancouver

3. TEAM LEADERS

CALGARY STAMPEDERS

- PASSING YARDS: Jake Maier – 2,077
- RUSHING YARDS: Dedrick Mills – 483
- RECEIVING YARDS: Reggie Begelton – 537
- DEFENSIVE TACKLES: Micah Awe – 62
- SACKS: Mike Rose – 6
- INTERCEPTIONS: Cameron Judge – 2
- TOUCHDOWNS: Dedrick Mills – 3
- POINTS: René Paredes – 83

BC LIONS

- PASSING YARDS: Vernon Adams Jr. – 1,548
- RUSHING YARDS: Taquan Mizzell – 413
- RECEIVING YARDS: Alexander Hollins – 474
- DEFENSIVE TACKLES: Bo Lokombo – 44

GAME NOTES
Calgary Stampeders at BC Lions
BC Place Stadium - Week 10 - Saturday, Aug. 12, 2023



- SACKS: Mathieu Betts – 10
- INTERCEPTIONS: Garry Peters – 2
- TOUCHDOWNS: Dominique Rhymes – 5
- POINTS: Sean Whyte – 82

4. NOTABLES

- **BC is the Place for wins:** The Stampeders are riding a seven-game regular-season winning streak in Vancouver, a run that dates back to the 2016 season. It's one of seven times in franchise history the Stamps have won at least seven games in a row in an opponent's home

Consecutive road wins against a single opponent

Team	Games	Date range
BC	9	Oct. 27, 1990-Aug. 10, 1996
Edmonton	9	Sept. 11, 2009-Sept. 6, 2014
Winnipeg	9	Nov. 5, 2010-July 17, 2017
Toronto	8	Aug. 23, 2013-current
Edmonton	8	Oct. 8, 1960-Aug. 23, 1965
BC	7	Aug. 19, 2016-present
Hamilton	7	Aug. 9, 2012-Sept. 15, 2018

- **Sack attack:** The Stampeders picked up three sacks in last week's win over Toronto and head into Week 10 tied for second in the league with 25 team sacks including a team-best six by defensive tackle **Mike Rose**. Since the start of Week 6, Calgary leads the CFL with 16 sacks

Sacks (Weeks 6-9)

Calgary	16
Toronto	13
Hamilton	13
Saskatchewan	12
Edmonton	9
Winnipeg	9
Ottawa	7
Montreal	6
BC	4

- **Jake on target:** Calgary quarterback **Jake Maier** connected on 22 of his 24 pass attempts against Toronto last week, establishing a franchise single-game record for completion percentage. The 91.7-per cent on-target rate betters the previous mark of 90.9 per cent set by Bo Levi Mitchell on June 23, 2018, when he completed 20 of 22 passes, also in a game against the Argonauts
- **Paredes 200:** In Week 8, Stampeders kicker **René Paredes** became the sixth player in franchise history to play 200 career games. He's now up to 201 games

Calgary all-time regular-season game leaders

GAME NOTES
Calgary Stampeders at BC Lions
BC Place Stadium - Week 10 - Saturday, Aug. 12, 2023



Mark McLoughlin	276
Larry Robinson	224
Jay McNeil	223
Jamie Crysedale	216
Alondra Johnson	214
René Paredes	201

- **Awe leads the way:** Veteran linebacker **Micah Awe** is making a major impact in his first season with the Stampeders. Awe has started all eight games at middle linebacker for the Red and White and leads the CFL through Week 9 with 62 defensive tackles. Awe is on a pace to become just the fourth player in franchise history to record 100 defensive tackles in a season. Alex Singleton (2017, 2018) did it twice while Doug Landry (1989) and George White (2005) each accomplished the feat on one occasion

5. UPCOMING MILESTONES

- Dedrick Mills needs 56 rushing yards for 1,000 in his career
- Julian Howsare needs one sack for 25 in his career
- Nick Taylor needs seven defensive tackles for 200 in his career

6. RECENT RESULTS AND UPCOMING SCHEDULE

	Calgary	BC
Week 8	at Mtl (L 18-25)	at Edm (W 27-0)
Week 8	vs Tor (W 20-7)	at Wpg (L 14-50)
Week 10	Aug. 12: at BC	Aug. 12: vs Cgy
Week 11	Aug. 18: vs Wpg	Aug. 20: at Ssk
Week 12	Aug. 25: at Tor	Aug. 26: vs Ham

7. PRONUNCIATION GUIDE

Isaac Adeyemi-Berglund (EYE-zik AH-duh-YEAH-mee-BURR-glund)
 Daniel Amoako (ah-MO-ko)
 Micah Awe (MY-kuh AW-way)
 Reggie Begelton (BEG-uhl-tuhn)
 LeVante Bellamy (luh-VAWN-tay)
 Ka'Deem Carey (KUH-deem KAIR-ee)
 Brad Cowan (KOW-uhn)
 Tae Daley (TAY DAY-lee)
 D'Antne Demery (dee-AWN-tay DE-muh-ree)
 Branden Dozier (DOHZ-juhr)
 Luther Hakunavanhuh (huh-KOO-nuh-VAWN-oo)
 Malik Henry (muh-LEEK)
 Julian Howsare (HOW-serr)
 Rysen John (RY-zuhn)
 Natrell Jamerson (na-TREL JAY-mur-sun)

GAME NOTES
Calgary Stampeders at BC Lions
BC Place Stadium - Week 10 - Saturday, Aug. 12, 2023



William Langlais (LAWN-gleh)
Maxime Latour (mak-SIM luh-TOOR)
Jake Maier (MARE)
Terrell McClain (ta-RELL)
Sean McEwen (mick-YOO-uhn)
Marken Michel (MI-shell)
Dedrick Mills (DEE-drik)
Jonathan Moxey (MAWK-see)
Rene Paredes (puh-RED-ess)
T.J. Rayam (RAY-um)
Tre Roberson (ROH-buhr-suhn)
Demetri Royer (duh-MEE-tree RWAH-yay)
Toshiki Sato (to-SHEE-kee SAW-toh)
Ryan Sceviour (SEEV-yurr)
Shaquille St-Lot (SHA-keel san-LOH)
Nick Statz (STATS)
Silas Stewart (SY-luss)
Alex Tchangam (CHANG-um)
Kelon Thomas (KUH-lawn)
James Vaughters (VAW-tuhrs)
Derek Wiggan (WIG-guhn)
Kobe Williams (KO-BEE)

Jean Lefebvre

Director, Communications

Phone: 403-284-6460

Cell: 403-607-0211

E-mail: jlefebvre@stampeders.com