


**GOLDEN STATE
WARRIORS**

**2022-23
MEDIA GUIDE**



2022-23  SEASON

PRESENTED BY
 KAISER PERMANENTE.



IN MEMORIAM



WAYNE COOPER

(Nov. 1956-Apr. 2022)

Selected by the Golden State Warriors in the second round (40th overall) of the 1978 NBA Draft, Cooper played his first two of 14 NBA seasons with them.



ED GREGORY

(Oct. 1931-Sept. 2022)

Warriors assistant coach (1986-87) and named interim head coach for 18 games during the 1987-88 season. Was team's director of scouting throughout the 1990s.



JEREMY KAHN

(Aug. 1971-Feb. 2022)

San Francisco Giants beat writer and radio talent for Sports Radio Service he started in 2001 which covered all of the Bay Area sports teams.



BOB LANIER

(Sept. 1948-May 2022)

A Hall of Famer, Lanier coached the Warriors during the 1995-96 season.



GENE RANSOM

(Jan. 1957-Feb. 2022)

Selected by the Golden State Warriors in the ninth round of the 1977 NBA Draft though he never played for the team.



JOE ROBERTS

(May 1936-Oct. 2022)

Served as an assistant on Head Coach Alvin Attles' staff and helped the team win its first championship in the Bay Area in 1975. Roberts coached the final 44 minutes of the series-clinching Game 4 win after Attles was ejected in the first quarter.



BILL RUSSELL

(Feb. 1934-July 2022)

NBA legend who won 11 league titles and played collegiately for the University of San Francisco.



AL SARACEVIC

(Oct. 1969-Aug. 2022)

San Francisco columnist and editor




DR. ELLIOTT SCHWARTZ

(Nov. 1943-Nov. 2021)

Golden State Warriors team physician from 1983-2011.

TABLE OF CONTENTS



Co-Executive Chairman & CEO Joe Lacob4-5
 Co-Executive Chairman Peter Guber6-7
 Executive Board..... 8

BASKETBALL OPERATIONS

President of Basketball Operations/GM Bob Myers..... 10
 Basketball Executives11-13
 Basketball Operations Staff13-14

COACHING & SUPPORT STAFF

Head Coach Steve Kerr..... 16-17
 Assistant Coaches17-19
 Player Development Coaches20-21
 Training Staff..... 21-22
 Basketball Operations Staff23-24
 Team Physicians24

THE PLAYERS

Patrick Baldwin Jr.26
 Stephen Curry 27-47
 Donte DiVincenzo48-50
 Draymond Green51-61
 JaMychal Green62-65
 Andre Iguodala66-76
 Jonathan Kuminga.....77-79
 Kevon Looney80-84
 Moses Moody85-87
 Jordan Poole88-92
 Ryan Rollins93
 Klay Thompson.....94-105
 Andrew Wiggins.....106-111
 James Wiseman112-114
 Ty Jerome115-116
 Anthony Lamb117-118
 Jerome Robinson.....119-120
 Pat Spencer121
 Warriors 2021-22 Roster122

2021-22 SEASON REVIEW

Final Statistics124-125
 Game-By-Game Results126
 Game-By-Game Statistics127-131
 Individual Player and Team Highs & Lows132
 Individual Single-Game Season-Highs133

In 2021-22, When the Warriors 134
 2021-22 Starting Lineups, Coach's Challenge 135
 Etc. Statistics 136
 Player Games Missed..... 137
 Home/Road Statistics 138
 Wins/Losses Statistics 139
 Before/After All-Star 140
 Stats Each Month141-143
 2021-22 Notes144-160

ALL-TIME RECORDS

Wilt Chamberlain's 100-Point Game..... 162
 All-Time Yearly Results 163
 Head Coaches Year-by-Year 164
 Coaching Records 165
 All-Time Streaks 166
 Home-Road Streaks 167
 Yearly Overall Team Statistics (Averages)168-169
 Yearly Overall Opponents' Statistics (Averages)170-171
 Warriors' Yearly Team Stats172-173
 Opponent Yearly Team Stats 174
 Record by Month - West Coast Era 175
 Highest/Lowest Scoring Games in Shot Clock Era 176
 All-Time Career Leaders.....177-178
 Top-10 Season Leaders.....179-180
 Top Season Performances..... 181
 Warriors/Opponents Top Single-Game Scoring Performances. 182
 Team Records183-185
 Individual Records.....186-188
 Opponents' Team Records189-191
 Opponents' Individual Records192-193
 Chase Center Team Records194-195
 Chase Center Individual Records.....196
 Players Of The Week/Month 197
 NBA Award Winners198-199
 NBA All-Star Participants200-201
 Ranked In NBA's Top 10..... 202
 Miscellaneous Statistics203-204
 Margins of Victory & Overtime Records205
 The Last Time206

ALL-TIME PLAYOFF RECORDS

Career Playoff Leaders.....208-209
 Warriors All-Time Individual Playoff Records.....210-211




TABLE OF CONTENTS



DRAFT & TRANSACTIONS

Warriors All-Time Team Playoff Records212-213
 Opponent All-Time Individual Playoff Records214-215
 Opponent All-Time Team Playoff Records216-217
 All-Time Playoff Results.....218-222
 Yearly Playoff Statistics223-230



THE NBA

NBA 50 Greatest Players, 75th Anniversary Team233
 Warriors in the Hall of Fame234
 Retired Numbers234-235
 Championships236-242
 Conference & Division Championships243
 The Philly Years244
 Philadelphia Championships.....245
 Season-by-Season Reviews.....246-365
 2021 Play-In Tournament.....366-368
 Home Attendance369
 International Players.....370
 International History.....371
 International Travels.....372



OPPOSNENTS

NBA G LEAGUE
 Santa Cruz Warriors508-509
 Santa Cruz Warriors Coaching Staff.....510-511
 2021-22 Santa Cruz Statistics512-513
 Warriors G League History514-515
 G League Directory516-517
 G League Statistics518-521
 Santa Cruz Warriors 2022-23 Schedule.....522



WARRIORS HISTORY

Logo History232
 NBA 50 Greatest Players, 75th Anniversary Team233
 Warriors in the Hall of Fame234
 Retired Numbers234-235
 Championships236-242
 Conference & Division Championships243
 The Philly Years244
 Philadelphia Championships.....245
 Season-by-Season Reviews.....246-365
 2021 Play-In Tournament.....366-368
 Home Attendance369
 International Players.....370
 International History.....371
 International Travels.....372

ALL-TIME ROSTER

All-Time Jersey Numbers374-375
 All-Time College Roster376-377
 All-Time Roster.....378-424

DRAFT & TRANSACTIONS

Draft Choices426-431
 Draft Lottery432
 Transactions.....433-458

THE NBA

NBA Directory & NBA Key Dates.....460-461
 2021-22 NBA Standings462
 2021-22 NBA Statistics.....464-468
 2021-22 NBA Award Winners469-470
 2022 NBA Playoff Results471-472
 2022 NBA Playoff Statistics473-476

THE OPPONENTS

Teams.....478-506

WARRIORS IN THE COMMUNITY

Warriors in the Community524-528
 Youth Basketball Academy529-530

BUSINESS OPERATIONS


President & COO Brandon Schneider532
 Business Executives.....533-538
 Al Attles539
 Broadcast Team540-542
 NBA Sellout Streaks.....542

CHASE CENTER

Warriors Arena History544
 Chase Center545-546
 Oracle Performance Center.....547
 Thrive City548-549
 Transportation Guide550-552
 Chase Center Events553



COMMUNITY 489



CHASE CENTER 509

The Golden State Warriors 2022-23 Media Guide, produced by the Warriors Public Relations Department, was written and edited by Darryl Arata with assistance from Raymond Ridder, Brett Winkler, Michael Ravina, Cole Lawrence, Malala Pyle, Kimberly Veale, Christina Pedersen, Salinah On Yeugo, Whitney Bronson, Maria Wiles, Anna Burleson. Graphics & cover by Len Kori. Images provided by Josh Leung, Noah Graham, NBA Photos/Getty Images. Statistical assistance by the Elias Sports Bureau and Basketball Reference. Special thanks to Leah Johnson, Cassidy Iwashita. Statistical information provided by the Elias Sports Bureau and Basketball Reference.

All NBA and team insignia depicted in this publication are the property of NBA Properties, Inc. and the respective teams of the NBA and may not be reproduced for commercial purposes without the prior written consent of NBA Properties, Inc. The information contained in this publication was compiled by the Golden State Warriors and is provided as a courtesy to our fans and the press and may be used only for personal or editorial purposes. Any commercial use of this information is prohibited without the prior written consent of the Golden State Warriors.

© 2022 Golden State Warriors

GOLDEN STATE WARRIORS
 1 Warriors Way
 San Francisco, CA 94158
 888-GSW-HOOP
 warriors.com @warriors





JOE LACOB
Co-EXECUTIVE CHAIRMAN & CEO

In his role as co-executive chairman & CEO, Joe Lacob is the managing member of the Golden State Warriors' ownership group. Beginning his 13th year in this capacity, he serves on the NBA Board of Governors and is a member of the league's Planning Committee and Labor Committee.

Under Lacob's guidance, the Warriors have achieved numerous milestones, established many NBA records and enjoyed one of the most successful decades in the history of the sport. The Warriors have won four NBA championships (2015, 2017, 2018, 2022) in an eight-year span, joining the Boston Celtics, Chicago Bulls and Los Angeles Lakers as the only teams to accomplish this feat, while making six appearances in the NBA Finals over

that span. With five consecutive Finals appearances from 2015-19, the Warriors joined the Celtics of the 1950s and 1960s as the only teams ever to do so. The Warriors matched the Celtics for the best-ever record over a six-season span in league history (373-119, .758) and, with three titles in four years, joined the Celtics, Bulls and Lakers as the only NBA franchises to win three championships in four seasons.

In Lacob's fifth season as owner in 2014-15, the Warriors ended a 40-year championship drought (dating back to 1975) and followed that title-winning campaign by posting the best single-season record in NBA history in 2015-16 (73-9). From 2012-13 to 2018-19, the Warriors made seven consecutive playoff appearances, the longest postseason streak in franchise history. In fact, prior to those seven seasons, the club had only made the playoffs once in the previous 18 years.

The franchise's success in recent years has also extended to the business side. In December of 2019, the Warriors were named professional sports "Franchise of the Decade" by the Sports Business Journal (SBJ), an award that encompasses all 123 teams in the NBA, NFL, MLB and NHL. The award-winning sports business publication also bestowed "Sports Team of the Year" honors to the Warriors in 2014 and 2016 in recognition of the organization's innovative and successful business practices. This marked the first time that any professional team had won this prestigious award more than once (the organization was also a finalist for the award in 2017 and 2018).

Additionally, under Lacob's leadership, the Warriors were named the winner of the Entrepreneurial Company of the Year (ENCORE) Award in 2016 by the Stanford University Graduate School of Business, recognizing the organization's entrepreneurial spirit in redefining sports management, pioneering the use of sports analytics in the NBA and adopting new technologies that have transformed the fan experience. The Warriors became the first sports organization to win the ENCORE Award, which has been presented annually since 1982 and recognizes companies from around the world, including such recent winners as Google (2004), Apple (2005) and Amazon (2010).

In addition to the Warriors' organization-wide honors, Lacob was named the 2016 recipient of the Sports Executive of the Year award by Sports Business Journal. He was also named one of the Bay Area's Most Admired CEOs by the San Francisco Business Times in November of 2015.

Since making a then-record-setting \$450-million bid to purchase his hometown NBA club and assuming control of the team on November 12, 2010, Lacob has been the driving force behind many of the creative changes that have transpired with the organization, including several major announcements, prominent personnel additions and an emphasis on transparency. Additionally, since its inception in 2012, the revamped Warriors Community Foundation has awarded over \$25 million in impact to the Bay Area, including over \$15 million in yearly educational grants to various Bay Area organizations.

In October 2015, the Warriors completed the purchase of 12 acres of land in San Francisco's Mission Bay neighborhood and, in January 2017, broke ground on Chase Center, the team's 100% privately-financed, state-of-the-art sports and entertainment venue. Less than three years later, Chase Center celebrated its ribbon-cutting ceremony on September 3, 2019, and Lacob's vision of opening the doors to the first-ever arena in San Francisco became a reality. The dynamic 18,064-seat arena hosts Warriors basketball, concerts, cultural events, family shows, conventions and other activities, totaling over 150 events a year. Located in the heart of Mission Bay, the 11-acre district features two office buildings, 100,000 square feet of retail, close to 30 unique retail establishments (when complete) and over three acres of publicly accessible plazas and open space. In September of 2020, after one year of operation, Chase Center was named "Sports Facility of the Year" by the Sports Business Journal.

During his first full off-season with the organization (summer of 2011), Lacob recruited two of the most experienced, successful and respected individuals in NBA circles to join the franchise, landing NBA Hall of Famer and basketball icon Jerry West as an executive board member, and hiring longtime league and team executive—and 2018 Hall of Fame inductee—Rick Welts as president and chief operating officer. Additionally, Lacob played a significant role in the hiring of successful sports agent Bob Myers, who is now the club's president of basketball operations/general manager, and Head Coach Steve Kerr. Myers was named NBA Executive of the Year following the Warriors championship seasons of 2014–15 and 2016–17; Kerr was named NBA Coach of the Year following the 2015–16 season.

Lacob's NBA and professional sports experience dates back over two decades, including a five-year tenure as minority investor of the Boston Celtics, where he served on the basketball committee. He earned his first NBA championship ring in 2008 with the Celtics before selling his minority stake to purchase the Warriors.

In 1987, Lacob began his career at Kleiner Perkins Caufield & Byers, based in Menlo Park, Calif. Though still a strategic advisor to the firm, he relinquished his managing partner role in order to pursue his lifelong goal of owning and operating an NBA franchise. In his role as a venture capitalist, he led investments in over 50 start-up companies across multiple fields in life sciences and medical technologies, the internet and energy.

Lacob earned a bachelor's degree in Biological Sciences from the University of California-Irvine, a master's degree in Public Health (Epidemiology) from UCLA and an M.B.A. from the Stanford Graduate School of Business. He credits his master's degree in Epidemiology (biostatistics) with providing him a background in statistics that helped drive his passion for sports. It also played a role in his decision to invest in Sportsline—one of the first sports internet sites—and one of Lacob's earliest sports success stories. He was also a primary investor and pioneer of the American Basketball League, a professional women's basketball league that eventually succumbed to the WNBA. Lacob continues as one of the original partners in the Pebble Beach Company, an effort formed to bring the historic Pebble Beach resort and golf course back to long-term American ownership. Additionally, Lacob has been involved with Stanford basketball for over 30 years and is a fixture in his courtside seats at Maples Pavilion. Lacob currently serves on the Board of Directors of two public companies, Align Technology and NeuroPace, as well as several other privately-held companies.

In recent years, Lacob has been involved in industry organizations including the American Heart Association and the AHA Roundtable. He has also been very active at Stanford University, serving on advisory boards at the medical center, business school and athletic department. Lacob's philanthropic interests focus on education, both in the community and with universities. In 2014, he gifted \$1 million to Washington University in St. Louis to establish a new Sports Management program at the Olin Business School. He has also provided scholarships to a number of high potential academic and athletic high school and college students in need, and has funded both a GSB professorship and the building of the Lacob Sports Medicine Center at Stanford.

An avid golfer, Lacob has been a longtime participant in the AT&T National Pro-Am at Pebble Beach. He plays in regular pick-up basketball games at least twice weekly at Stanford, doing so for the last 30 years.





PETER GUBER
Co-EXECUTIVE CHAIRMAN

Peter Guber, a prominent figure in the sports and entertainment industry for more than 35 years, begins his 13th season as owner and co-executive chairman of the Golden State Warriors. Under his leadership since 2010, the Warriors have enjoyed immense success, highlighted by four NBA Championships (2015, 2017, 2018, 2022), six Western Conference titles (2015-2019, 2022) and the recording of the greatest single season record in NBA history (73-9 in 2015-16). Off the court, the Warriors were named "Franchise of the Decade" by the Sports Business Journal (SBJ) in December 2019, an award that encompasses all 123 teams in the NBA, NFL, MLB, and NHL. The award-winning sports business publication also bestowed "Sports Team of the Year" honors to the Warriors in 2014 and 2016 in recognition of the organization's innovative and successful business practices. This marked the first time that any professional team had won this prestigious award more than once (the organization was also a finalist for the award in 2017 and 2018).

In addition to the Warriors, Guber owns a wealth of experience in sports and location-based entertainment. One of his core principles is the importance of enhancing every aspect of the fan experience, from entrance to exit. With that philosophy as a driving force, on January 17, 2017, the Warriors broke ground on Chase Center, the organization's 100% privately financed, state-of-the-art sports and entertainment complex in San Francisco's Mission Bay neighborhood. Less than 32 months later, on September 6, 2019, Chase Center opened its doors, immediately becoming one of the crown jewels around the world, and the first-ever arena in the City of San Francisco. A year after its opening (September 2020), Chase Center was named "Sports Facility of the Year" by the Sports Business Journal.

One of the most successful executives and entrepreneurs in the entertainment and communications industries, Guber's impressive resume includes serving as the chairman & CEO of Sony Entertainment, president of Columbia Pictures, chairman and CEO of Polygram Entertainment and co-owner and co-chairman of Casablanca Record & Filmworks. Among the films he personally produced or executive produced are "Rain Man" (Academy Award – Best Picture), "Batman," "The Color Purple," "Midnight Express," "Gorillas in the Mist," "The Witches of Eastwick," "Missing" and "Flashdance." Guber's personal movies have earned more than \$3 billion worldwide, while also garnering more than 50 Academy Award nominations.

Guber is the founder and CEO of Mandalay Entertainment, a visionary multimedia venture spanning movies, TV, sports, and digital media. Mandalay's feature films include "Soul Surfer," "The Kids Are All Right," "Bernie," "Donnie Brasco" and "Sleepy Hollow." Their upcoming theatrical films include "Surrounded" from MGM; "Heart of A Lion" which is the miraculous, emotional story of George Foreman overcoming all odds to reboot his life and regain his title of heavyweight boxing champion of the world at 46 years old; and "Air Jordan" from Amazon and MGM which stars Ben Affleck and Matt Damon and chronicles the sneaker wars involving Michael Jordan. "The Last Dance," a 10-part documentary which focused on Michael Jordan and the Chicago Bulls' 1997-98 championship run, was produced by Mandalay Sports Entertainment for ESPN, which Guber won the Emmy and the Producers Guild Award for Best Producer. Guber expanded Mandalay into a national entertainment sports provider, and he currently serves as Chairman of the Board of Directors.

Guber, together with Guggenheim Group and Magic Johnson, acquired the Los Angeles Dodgers in May 2012. Under their ownership, the franchise has won a World Series (2020), captured nine National League West division titles (including eight consecutive from 2013-2020), and made three World Series appearances in a four-year span (2017, 2018, 2020). He joins Jerry Reinsdorf (Bulls, White Sox) as the only current owners to win both an NBA and MLB title.

In October of 2014, Guber became the owner and executive chairman of Major League Soccer's Los Angeles Football Club (LAFC), which made their debut in 2018 in the Banc of California Stadium, the first new open-air stadium built in the city of Los Angeles since Dodger Stadium in 1962. In 2018, LAFC accomplished the best regular season for an MLS expansion team, earning 57 points. The team then earned a record-breaking 72 points in 2019, winning their first major MLS trophy, the Supporter's Shield, and captured the Western Conference title before their season ended in the conference finals. LAFC appeared in the 2020 Concacaf Champions League, an international competition featuring the top clubs from North America, Central America and the Caribbean. LAFC was one of four US teams to qualify for the 16-team tournament.

Guber joins Ted Leonis, Jeff Vinik and Bruce Karsh as one of four co-executive chairmen of aXiomatic, a broad-based esports and gaming company. The company has a majority stake in Team Liquid, a top esports team in the U.S. and Europe with 60 players competing in 14 games. Team Liquid's collective teams have won the most prize money in the history of esports while amassing trophies across different titles and different countries, including winning the 2017 DOTA 2 International Championships, which boasted the largest purse in esports history. Their League of Legends team has won four LCS titles, and their Counter-Strike Global Offensive team was awarded the Intel Grand Slam prize in 2019, a feat achieved in just four tournaments. aXiomatic also has stakes in esports companies Epic Games, ("Fortnite"), Niantic ("Pokemon GO"), Super League Gaming, Gamer Sensei and Bitkraft.

In June 2017, California Governor Jerry Brown appointed Guber to the prestigious position of Regent of the University of California. Additionally, Guber for more than 30 years, is a full professor at UCLA, teaching at the Anderson School of Management and the School of Theater, Film, Television and Digital Media. He is a member of the UCLA Foundation Board of Trustees, as well as the winner of UCLA's prestigious Service Award for his accomplishments in association with the school. Guber is the founding member of the Board of Advisors for the Center for Managing Enterprises in Media, Entertainment & Sports (MEMES) at the UCLA Anderson School of Management.

A noted author, Guber's third book, *Tell To Win – Connect, Persuade, and Triumph with the Hidden Power of Story*, was published by Crown Business and became an instant #1 New York Times, Amazon, and Wall Street Journal bestseller. The book is in its 18th printing.

Guber was recruited by Columbia Pictures out of NYU's Graduate School of Business, where he was pursuing an MBA. He also holds a BA, Master of Law and Juris Doctorate degrees. He received his honorary doctorate in Fine Arts from the University of Connecticut; was named Albert Gallatin Fellow at New York University; is a recipient of Syracuse University's George Arents Pioneer Award, the highest honor that can be given to an alumnus, for his distinguished work in film. In 2016, Guber was named Businessperson of the Year by the Los Angeles Business Journal.



EXECUTIVE BOARD



JOE LACOB
CO-EXECUTIVE CHAIRMAN & CEO



PETER GUBER
CO-EXECUTIVE CHAIRMAN

EXECUTIVE BOARD MEMBERS



JOHN BURBANK



LOU GIRAUDO



BRIDGETTE LAU



BRUCE KARSH




JEFF MILLER



MARK STEVENS



BASKETBALL OPERATIONS





BOB MYERS

PRESIDENT OF BASKETBALL OPERATIONS / GENERAL MANAGER

Bob Myers begins his 11th season as general manager of the Golden State Warriors and seventh with the additional title of President of Basketball Operations. In this role, he reports directly to Co-Executive Chairman & CEO Joe Lacob and oversees the entire basketball operations department on a day-to-day basis. Myers was originally named GM on April 24, 2012.

Myers, 47, has assembled a roster that won four NBA titles (2015, 2017, 2018, 2022) in eight seasons and made five consecutive appearances in the NBA Finals (2015-2019). The Warriors (2014-19) tied the Celtics (1980-85) for the most regular season wins (373) in NBA history over a six-season span, including an NBA-record 73 wins in 2015-16. Myers earned the NBA Executive of the Year award in both 2014-15 and 2016-17 and is the only executive in Warriors history to earn Executive of the Year

honors multiple times and one of only five in league history to earn the honor twice in a span of three seasons.

During his tenure as general manager the Warriors have enjoyed their most successful stretch in franchise history, posting a .665 regular-season winning percentage (527-266), which is the best record in the NBA over that stretch. The Warriors earned a franchise-record seven-straight trips to the NBA Playoffs (2013-2019), surpassing the previous record of six, set in the NBA's first six-seasons in existence from 1946-47 through 1951-52. The franchise had qualified for the playoffs just once in the previous 18 years.

Throughout Myers' tenure, the Warriors have retained many of their top talents, signing starters Stephen Curry, Draymond Green and Klay Thompson to contract extensions. Myers acquired 2015 NBA Finals MVP Andre Iguodala via trade in 2013 and signed Kevin Durant, the 2017 and 2018 NBA Finals MVP.

Besides acquiring key players, one of Myers' most important decisions was the signing of current Head Coach Steve Kerr on May 19, 2014. Kerr was named the NBA's Coach of Year in 2014-15 and along with his coaching staff, twice coached the Western Conference All-Stars (2015, 2017).

Myers originally joined the Warriors on April 14, 2011, as assistant general manager/vice president of basketball operations, after enjoying a highly successful 14-year stint as a representative to numerous NBA players. During his first year with the Warriors organization, he worked closely under the tutelage of then-General Manager Larry Riley on all Basketball Operations matters, including contract negotiations, talent evaluation, roster management, scouting and CBA compliance.

Before joining the Warriors, Myers spent the previous five years at Wasserman Media Group (WMG) in Los Angeles. As managing executive at WMG, which is one of the largest global sports and entertainment companies in the world, Myers represented a client list of nearly 20 NBA players in their team and endorsement contracts.

Prior to joining Wasserman, Myers served as vice president of SFX Sports, where he represented numerous NBA players. Myers began his career in the sports representation business in 1997 as an intern at Los Angeles-based Tellem and Associates – under the tutelage of long-time sports agent Arn Tellem – which became SFX Sports in 2000. During his 14 years in the business, Myers negotiated over \$575 million in contracts.

With a well-earned reputation as one of the top player agents in the NBA, Myers was a recipient of the prestigious "40 under 40" Award in 2011, presented annually by the SportsBusiness Journal to the 40 most influential sports executives under the age of 40.

A Bay Area native, Myers attended Monte Vista High School in Danville, earning two varsity letters with the basketball team and All-League First Team and All-Metro Third Team honors in his senior year. On October 10, 2019, Myers was inducted as a member of its first class Athletic Hall of Fame for 2019.

Myers graduated from UCLA in 1998 with a degree in business/economics. Beginning his collegiate career as a walk-on, Myers earned an athletic scholarship in his sophomore season in 1994-95, the same season the Bruins would capture the 1995 NCAA Championship. Two years later, in Myers' senior season, the Bruins advanced to the 1997 Elite Eight.

A member of the State Bar of California, Myers earned his Juris Doctorate from Loyola Law School in 2002.

He and his wife, Kristen, have three daughters, Kayla, Annabelle and Rosie.

HOW THE 2022-23 WARRIORS WERE BUILT

FROM THE DRAFT (9)

Patrick Baldwin Jr.	2020, First Round, #28 overall
Stephen Curry	2009, First Round, #7 overall
Klay Thompson	2011, First Round, #11 overall
Draymond Green	2012, Second Round, #35 overall
Kevon Looney	2015, First Round, #30 overall
Jordan Poole	2019, First Round, #28 overall
James Wiseman	2020, First Round, #2 overall
Jonathan Kuminga	2021, First Round, #7 overall
Moses Moody	2021, First Round, #14 overall

SIGNED AS FREE AGENT (3)

Donte Divincenzo	July 8, 2022
JaMychal Green	August 1, 2022
Andre Iguodala	August 10, 2021

OBTAINED VIA TRADE (2)

Ryan Rollins	Draft rights from Atlanta in exchange for draft rights to Tyrese Martin (#51) and cash considerations (June 23, 2022)
Andrew Wiggins	From Minnesota along with a 2021 first-round draft pick (top 3 protected) and a 2021 second-round draft pick for Jacob Evans III, D'Angelo Russell and Omari Spellman (Feb. 6, 2020)



KIRK LACOB
EXECUTIVE VICE PRESIDENT, BASKETBALL OPERATIONS/VICE PRESIDENT GSW SPORTS VENTURES

Kirk Lacob begins his 13th season with the Golden State Warriors and his fourth as executive vice president, basketball operations. He served as assistant general manager of Golden State for each of the previous six seasons (2013-14 - 2018-19). He also continues to serve as vice president, GSW Sports Ventures, a position he has held for each of the past six years.

As the executive vice president, basketball operations, Lacob reports directly to President of Basketball Operations/General Manager Bob Myers and assists with all aspects of the team's day-to-day basketball operations.

As vice president, GSW Sports Ventures, Lacob oversees the team's continued efforts to develop partnerships for basketball operations and leading strategic investments for GSW. In addition, he continues to work with the organization's various esports teams.

Lacob joined the Warriors in October 2010 as the team's director of basketball operations. In that position he supported on a variety of front office roles, including player personnel evaluation, draft preparation and scouting, as well as helping to further the use of statistics and technologies in basketball operations. He also served two years (2011-13) as the team's player development representative with the league office, coordinating and implementing programs to aid in the overall development of players both on and off the court.

Additionally, Lacob served as the general manager of Golden State's NBA G League team for three seasons from 2011-12 to 2013-14 and played a vital role in the team's relocation to Santa Cruz from its former home in Bismarck, North Dakota, prior to the 2012-13 season. The transition proved to be an overwhelming success as the Santa Cruz Warriors appeared in the G League Finals in each of their first three seasons in Northern California and claimed the 2014-15 G League Championship. In 2013-14, Santa Cruz was named the league's Development Champion, an annual award recognizing the NBA G League team that best embodies the league's goals of developing NBA basketball talent via GATORADE Call-Ups and assignments.

A native of Woodside, Calif., Lacob graduated from Stanford University in 2010 with a degree in science, technology and society.

Lacob is active in local basketball leagues and on occasion plays at San Quentin State Penitentiary. He is a lifelong fan of the San Francisco 49ers, Oakland A's, San Francisco Giants, all things Stanford Cardinal and, most importantly, the Golden State Warriors.



LARRY HARRIS
ASSISTANT GENERAL MANAGER / DIRECTOR OF PLAYER PERSONNEL

Larry Harris is entering his 15th season with the Golden State Warriors, and his seventh as assistant general manager/director of player personnel. In this role, Harris serves as one of the organization's key talent evaluators of players at both the professional and collegiate levels, assisting with the team's year-round preparation for the NBA draft, free agency and trades.

Harris, 59, originally joined the Warriors in 2008 as an assistant coach under Don Nelson before moving to the front office after one season on the bench. He then served as a basketball consultant/scout for six seasons prior to being promoted to Director of Player Personnel in 2015-16.

Prior to joining the Warriors, Harris spent 20 years with the Milwaukee Bucks, including stints as director of player personnel, director of scouting, assistant general manager and general manager. Harris' five-year tenure as general manager (2003-07) included a pair of postseason berths as well as the selection of Andrew Bogut with the first overall pick of the 2005 NBA Draft.

A native of Huntingburg, Ind., Harris played collegiately at Eastern New Mexico University. His father, Del Harris, is a longtime NBA coach and executive. Larry and his wife, Gail, currently reside in Gun Barrel City, Texas. He has two sons, Zach and Garrett, and three daughters, Janaya, Brooke, and Addison.



MIKE DUNLEAVY JR.
VICE PRESIDENT, BASKETBALL OPERATIONS

Mike Dunleavy Jr. begins his fifth season as a member of the Warriors basketball operations department, and his second as vice president, basketball operations. For the previous two seasons, Dunleavy Jr. was the team's assistant general manager. He joined the Warriors' basketball operations department in 2018-19 as a pro scout after a 15-year NBA career that included four-plus seasons with the Warriors from 2002-07.

Dunleavy Jr. posted career averages of 11.2 points, 4.3 rebounds and 2.2 assists in 27.7 minutes over 986 career regular season games with the Warriors, Indiana Pacers, Milwaukee Bucks, Chicago Bulls, Cleveland Cavaliers and Atlanta Hawks. His teams qualified for the postseason five times with him appearing in 32 playoff games (17 starts), averaging 8.8 points, 2.9 rebounds and 1.9 assists in 24.0 minutes per game. With the Warriors, Dunleavy Jr. appeared in 356 games (225 starts), averaging

10.6 points, 4.7 rebounds, 2.5 assists in 27.6 minutes per game in four-and-a-half seasons (2002-03 - 2006-07). Dunleavy Jr. was selected by Golden State with the third overall pick in the 2002 NBA Draft after a three-year career at Duke.

He ended his Blue Devils' career with averages of 13.2 points, 5.8 rebounds, 2.2 assists and 1.60 steals in 104 games. He was a Second Team All-American as a junior in 2001-02 and helped lead the Blue Devils to an NCAA Championship in 2000-01. Duke's record during his three seasons was 95-13 (.880).

Dunleavy Jr. and his wife, Sarah, have four children. His father, Mike Dunleavy Sr., played 11 NBA seasons and was an NBA head coach for 17 seasons, guiding the Los Angeles Lakers, Milwaukee Bucks, Portland Trail Blazers and Los Angeles Clippers.



KENT LACOB
EXECUTIVE DIRECTOR, TEAM DEVELOPMENT

Kent Lacob is in his second season as executive director, team development after serving as the director, team development the previous two seasons. Lacob was the general manager of the Golden State Warriors G League affiliate, the Santa Cruz Warriors, for three seasons.

In his three seasons with Santa Cruz, the Warriors compiled an 88-62 (.587) record and two postseason appearances. In 2018-19, the team featured future NBA players Kendrick Nunn, Damion Lee, Alen Smailagic and Juan Toscano-Anderson, capturing the Pacific Division and ranking first in points allowed per game (101.7 ppg). Lacob saw a team-record 24 players suit-up for Santa Cruz in 2017-18 after four Sea Dubs – Antonius Cleveland, Quinn Cook, Lee and Georges Niang – earned midseason GATORADE Call-Ups. In

2016-17, Lacob orchestrated five trades across his first season to acquire guards Phil Pressey, Alex Hamilton and Jabari Brown, who were instrumental in the Warriors 31-19 record and return to the NBA G League Playoffs.

Previously, Lacob served as Golden State's coordinator of basketball operations during the team's 73-win season in 2015-16. In his first season with the Warriors organization, Lacob contributed to the team's scouting department, prepared for the 2016 NBA Draft, supported analytics projects and led efforts to incorporate wearable technology.

Originally from Woodside, Calif., Lacob attended Washington University in St. Louis, where he played guard for the men's basketball team and was named captain of the Bears in his senior season. He graduated in 2015 with a degree in philosophy-neuroscience-psychology and a minor in commercial entrepreneurship.



JONNIE WEST
DIRECTOR, PRO PERSONNEL

Jonnie West enters his 11th season with the Warriors organization and his second as the team's director, pro personnel after serving as the director of basketball operations the previous three seasons.

West was the Golden State Warriors director of player programs for three seasons after spending two seasons as associate general manager of Golden State's G League affiliate, the Santa Cruz Warriors. At Santa Cruz, he helped assemble a roster that won the 2014-15 G League championship. He originally joined the Warriors in 2012-13 as Santa Cruz's director of basketball operations and assisted with personnel and advance scouting duties.

Before joining the Warriors, West worked at Wasserman Media Group, where he assisted with NBA free agency and draft preparation. West played collegiately for four seasons at West Virginia University, making four NCAA appearances with the Mountaineers—including a trip to the Final Four in 2010. Jonnie's father, Jerry West, is an NBA Hall of Famer and longtime NBA executive.

West and wife, Michelle, have a daughter, Makenna.



NICK U'REN

EXECUTIVE DIRECTOR, BASKETBALL OPERATIONS

Nick U'Ren enters his ninth season with the Warriors and second as executive director, basketball operations. He spent the previous three as director of basketball operations and before that he was the special assistant to the head coach/director of coaching operations.

A native of Phoenix, Ariz., U'Ren joined the Warriors following a five-year stint with the Phoenix Suns, where he most recently held the role of head video coordinator. U'Ren earned a degree in business administration from the University of San Diego, where he spent four seasons as manager for the Toreros basketball team.

U'Ren and wife Casey reside in San Francisco.

WARRIORS BASKETBALL OPERATIONS STAFF



RYAN ATKINSON
Director, Team Development



KLINTON CARLSON
Co-Head Video Coordinator/Player Development



ANTHONY DARMIENTO
Performance Coach & Applied Sport Science Manager



MUJTABA ELGOODAH
Manager, Team Development



MAVERICK GRIER
Assistant Director, Team Security



HANNAH HEIRING
Analyst, Data



MARCUS HIGHTOWER
Assistant Equipment Manager



LONG LAM
Assistant, Athletic Training



ANTJUAN LAMBERT
Assistant Director, Team Security



DANI LANGFORD
Manager, Player Rehabilitation



MIKE LEE
Pro Scout



BRENDAN MAGALLANEZ
Assistant Equipment Manager



PATRICK MAGEE
Performance Therapist



NANEA MCGUIGAN
Dir., Basketball Admin./Player Programs



JOHN MURRAY
Assistant Director, Team Security



APRLY NAZER
Coordinator, BBOPS Finance



BERT ORTIZ
Director, Kitchen Operations



MACLEAN OSBORNE
Coordinator, Team Development/Scouting



LAMONT PETERSON
Scout



REGGIE RANKIN
College Scout



EVAN REYES
Assistant Manager, Kitchen Operations



KHALID ROBINSON
Special Assistant to Head Coach



DAVID RODRIGUEZ
Warehouse Manager



ONSI SALEH
Team Counsel & Director of Basketball Strategy

WARRIORS BASKETBALL OPERATIONS STAFF



WILL SHEEHY
Player Development
Analyst



PABAIL SIDHU
Executive Director,
Basketball Analytics



KEVIN STEELE
Data Engineer



DAVID TAYLOR
Director, Player
Health and
Performance R&D



MYCHEL THOMPSON
Video Coordinator



SCOTT VAUGHAN
Advance Scout



NATHAN WALKER
Data Scientist



CHLOE WALKUP
Director, Team
Operations & Family
Services



LAINN WILSON
Head Video
Coordinator



YUSEF WRIGHT
Team Security



COACHING & SUPPORT STAFF



WARRIORS COACHING STAFF



STEVE KERR

HEAD COACH

Beginning his ninth season as the head coach of the Golden State Warriors, Steve Kerr has guided the club through its most prolific seasons in NBA history with a list of accomplishments that includes four NBA championships (2015, 2017, 2018, 2022), six NBA Finals appearances (including five-straight from 2015-2019), the NBA's single-season wins record (73), an NBA Coach of the Year award (2015-16), and five of the six winningest seasons in franchise history. He owns an overall playoff record of 93-34 (.732), the highest winning percentage among NBA head coaches all-time that have coached a minimum of 25 postseason games.

Named the 2022-24 USA Basketball Men's National Team head coach, Kerr will lead the USA National Team in 2022-24, which will include all USA Men's National Team training camps, and, if the USA qualifies, the 2023 FIBA World Cup that is scheduled to be held in the Philippines, Japan, and Indonesia from Aug. 25-Sept. 10, 2023, and the 2024 Summer Olympic Games that is scheduled for July 26-Aug. 11 in Paris, France. Kerr most recently served as an assistant coach for the 2017-21 USA Basketball Men's National Team and was part of Gregg Popovich's gold medalist coaching staff for the 2020 Summer Olympic Games in Tokyo, Japan, and the 2019 USA National Team that competed in the FIBA World Cup in China. By helping the USA claim gold at the Tokyo Olympics, Kerr became the first USA Basketball National Team coach to also have earned a gold medal as a player in a FIBA senior level competition, having won gold at the 1986 World Cup.

Kerr, who won five NBA championships during a 15-year playing career, now owns nine championships as either a player or coach, becoming the first to win at least three NBA titles as a player and three as a coach. Kerr is just the third coach in NBA history to win three championships in his first four seasons at the helm, joining Phil Jackson (1991, 1992, 1993) and John Kundla (1949, 1950, 1952) as the only coaches to do so.

With Kerr at the helm, the Warriors became the first team in NBA history to win at least 65 games in three consecutive campaigns (67 victories in 2014-15, 73 in 2015-16, and 67 in 2016-17). Golden State's success also extended to the postseason. The Warriors became the fourth franchise to win three-or-more titles in the span of four seasons, joining the Boston Celtics (1959-69), Chicago Bulls (1991-93, 1996-98) and Los Angeles Lakers (1949-54, 1985-88, 2000-02). In the 2017 postseason, Golden State posted a 16-1 (.941) record, the best single-season playoff record in league history that included a playoff-record 15-game win streak.

In 2014-15, Kerr engineered the most successful campaign of any first-year coach in NBA history en route to Golden State's first title in 40 years, posting a then-franchise-record 67 victories and establishing NBA records for most wins and highest winning percentage (.817) by a first-year head coach. The Warriors saw a 16-game improvement in 2014-15 over the previous season (51-31 in 2013-14), an NBA record for the biggest improvement by a 50-win team in league history. Kerr followed his inaugural campaign by winning the 2015-16 NBA Coach of the Year Award for leading the Warriors to an NBA-record 73 regular-season wins in 2015-16 (.890), eclipsing the previous mark of 72 set by a Chicago Bulls squad in 1995-96 that featured Kerr in a reserve role. In addition to the single-season wins record, the Warriors set new league marks for single-season road wins (34), consecutive wins to begin a season (24) and consecutive regular-season home wins (54).

Originally named to the position on May 19, 2014, Kerr is the 25th head coach in franchise history and the 20th since the team moved to the West Coast in 1962. He is the fourth Warriors coach to win an NBA title, joining Eddie Gottlieb (1947), George Senesky (1956) and Alvin Attles (1975). He is also just the third coach in franchise history to be named Coach of the Year, joining Alex Hannum (1963-64) and Don Nelson (1991-92). Twice Kerr and his coaching staff were named to coach the Western Conference All-Star Team (2015, 2017).

Kerr owns 34 years of NBA experience as a player (15), coach (eight), television analyst (eight) and front office executive (three). As president of basketball operations and general manager of the Phoenix Suns (2007-10), the club posted a 155-91 (.630) record and earned a pair of playoff berths, including a trip to the 2010 Western Conference Finals.

STEVE KERR COACHING RECORD REGULAR SEASON

Season	Record	Win %	Div. Finish
2014-15	67-15	.817	1st
2015-16	73-9	.890	1st
2016-17	67-15	.817	1st
2017-18	58-24	.707	1st
2018-19	57-25	.695	1st
2019-20	15-50	.231	5th
2020-21	39-33	.542	4th
2021-22	53-29	.646	2nd
TOTALS	429-200	.682	---

PLAYOFFS

Season	Record	Win %	Result
2014-15	16-5	.762	NBA Champions
2015-16	15-9	.625	Lost NBA Finals
2016-17	16-1	.941	NBA Champions
2017-18	16-5	.762	NBA Champions
2018-19	14-8	.636	Lost NBA Finals
2021-22	16-6	.727	NBA Champions
TOTALS	93-34	.732	4 NBA titles

Having been on teams that made the playoffs in 13 of his 15 seasons, while playing in 11 of those (missed other two due to injury), Kerr is one of only 26 players in NBA history to win five championships, earning three rings with Chicago and two with San Antonio. A key reserve for Chicago during the team's three-peat championship run from 1996-98, Kerr famously hit the game-winning, title-clinching shot in Game 6 of the 1997 NBA Finals. He won his fourth consecutive championship in 1999 with the San Antonio Spurs to become one of only two non-Boston Celtics to win four-straight NBA titles (joining Frank Saul, 1951-54). His fifth ring came in his second stint with the Spurs during his final NBA campaign in 2002-03.

The NBA's all-time three-point percentage leader, having converted on 45.4 percent (726-of-1599) of his attempts from long range, Kerr amassed career averages of 6.0 points, 1.8 assists and 1.2 rebounds in 910 regular-season games with the Phoenix Suns, Cleveland Cavaliers, Orlando Magic, Chicago Bulls, San Antonio Spurs (twice) and Portland Trail Blazers.

Kerr was originally selected by the Phoenix Suns in the second round (50th overall) of the 1988 NBA Draft out of the University of Arizona, where he capped his collegiate career as a senior in 1988 by helping lead the Wildcats to their first Final Four appearance. An All-Pac 10 guard in both 1986 and 1988, he remains the school's career leader in three-point field goal percentage (57.3 percent).

During his playing career, Kerr played for some of the most successful coaches in the history of the game, including Phil Jackson, Popovich, Lenny Wilkens, Cotton Fitzsimmons and Lute Olson. Born in Beirut, Lebanon, and raised in Pacific Palisades, Calif., Kerr was a ballboy in 1978 and 1979 at UCLA, where his late father, Malcolm, was a professor.

As a broadcaster, Kerr has served two different four-year stints as a game analyst on TNT's award-winning NBA coverage. In addition to a full slate of regular-season games, he also worked TNT's marquee events, including the NBA All-Star Game, playoffs and conference finals. During his most recent stint in broadcasting, beginning in 2010, Kerr also served as an analyst for NCAA Tournament and Final Four coverage on Turner Sports and CBS.

Kerr earned a degree in general studies from Arizona with an emphasis in history, sociology and English in 1988. He is an advocate for commonsense gun safety laws, supporting such organizations as the Brady campaign, Sandy Hook Promise, March For Our Lives, and Giffords. Kerr also helps fundraise for Oakland Promise, an initiative launched by Mayor Libby Schaaf and the Oakland Unified School District in 2016 that aims to triple the number of Oakland high school graduates who complete college by the year 2024. In October 2014, Steve and Margot Kerr committed \$1 million to the University of Arizona to assist with the McKale Memorial Center renovation and future academic facility enhancements.

Born on September 27, 1965, Steve and his wife, Margot, have two sons, Nicholas and Matthew, and one daughter, Madeleine. Nick received his degree from the University of San Diego in 2015 and completed his graduate studies at the University of California, Berkeley, where he played as a walk-on for the Bears' basketball team for one season. Nick is an assistant coach for the Warriors G League affiliate Santa Cruz Warriors, after serving as an assistant video coordinator for Golden State in 2020-21. Madeleine received her law degree from UC Berkeley, where she was a member of the volleyball team, and is now a lawyer in San Francisco. Matthew is a graduate of the USC School of Cinematic Arts and has written for such TV shows as 'Ted Lasso' and 'Clone High.'



RON ADAMS ASSISTANT COACH

Ron Adams begins his ninth season as an assistant coach for the Golden State Warriors and his 29th season overall on the bench as an NBA assistant. Upon joining the Warriors, Adams guided the team's defense to a top four ranking in defensive rating in each of his first four years. Adams helped Golden State to five consecutive NBA Finals appearances (2015-19) and four NBA titles (2015, 2017, 2018, 2022). For five consecutive seasons, from 2014-15 to 2018-19, Adams was voted the Best Assistant Coach in the NBA's annual GM survey. In July 2022, Adams was named the recipient of the 2022 Tex Winter Assistant Coach Lifetime Impact Award, presented by the National Basketball Coaches Association (NBCA).

Adams, 74, joined the Warriors at the start of the 2014-15 season following a one-year stretch on Brad Stevens' staff with the Boston Celtics (2013-14). Prior to working in Boston, he spent the previous three seasons on Tom Thibodeau's staff in his second stint with the Chicago Bulls (2010-13). The Bulls made the playoffs in each of those three campaigns, including a trip to the 2011 Eastern Conference Finals.

Adams' NBA coaching resume also includes stops with the Oklahoma City Thunder (2008-2010), his first stint with the Chicago Bulls (2003-08), Milwaukee Bucks (1998-2003), Philadelphia 76ers (1994-96) and San Antonio Spurs (1992-94). During his time as an assistant coach, Adams has made 17 appearances in the NBA Playoffs. In addition to his coaching roles, the Laton, Calif., native also served as a player personnel scout for the Portland Trail Blazers from 1996-98.

Before joining the NBA, Adams coached collegiately for 20 years with head coaching roles at Fresno State (1986-90) and his alma mater, Fresno Pacific (1972-75). He also served as an assistant coach at U.S. International, UC Santa Barbara, UNLV and at both Fresno schools. Additionally, Adams has coached professionally in Belgium and Japan, as well as for the Canadian national team.

Adams and his wife, Leah, have a daughter, Hayley, and a son, Jerid.

WARRIORS COACHING STAFF



KENNY ATKINSON

ASSISTANT COACH

Kenny Atkinson enters his second season with the Warriors after helping the team win the 2022 NBA Championship. Before joining the Warriors, Atkinson spent the 2020-21 season as an assistant coach with the Los Angeles Clippers. Previously, Atkinson spent three-plus seasons as head coach of the Brooklyn Nets, finishing his tenure in Brooklyn ranked third in franchise history in games coached (308) and fourth in wins (118).

Before being named the 21st head coach in Nets NBA history on April 17, 2016, Atkinson served four seasons as an assistant coach with the Atlanta Hawks (2012-16), four seasons as an assistant coach with the New York Knicks (2008-12) and one season as the director of player development for the Houston Rockets (2007-08). The teams Atkinson were on qualified for the postseason 10 times and advanced to the conference finals three times (Hawks, 2015; Clippers, 2021; Warriors, 2022).

After Brooklyn posted a 20-62 record in his first season at the helm, Atkinson led the Nets to a 28-54 record in his second campaign in the 2017-18 season. In 2018-19, Atkinson directed Brooklyn to a 42-40 record, while the Nets' earned their first postseason berth since 2015. The 14-win improvement represented the third-biggest increase in wins from 2017-18 to 2018-19 among all NBA teams, and Brooklyn's third straight season improving its win-loss record marked the first time the Nets had done so in three or more consecutive seasons since 1990-94 (franchise-record four straight seasons).

While with the Hawks, Atkinson served on the 2015 Eastern Conference All-Star coaching staff, and he guided Team World in the BBVA Compass Rising Stars Challenge during All-Star weekend in New York.

Born in Huntington, and a native of Northport, New York, Atkinson has also held various coaching positions abroad, serving as director of player development/assistant coach for Paris Basket Racing Club in France (2004-06), director of player development/assistant coach for the national team of the Republic of Georgia in the summer of 2006, assistant coach with the Ukraine national team at the European championships in 2011 and head coach of the Dominican Republic national team in the 2015 FIBA Americas Championship in Mexico City. Most recently, Atkinson participated in Basketball Without Borders Africa 2019 in Senegal.

Prior to beginning his coaching career, Atkinson played professionally for 14 years (1990-2004), beginning his pro career in the CBA and USBL before competing for teams in France, Germany, Italy, Netherlands and Spain. A standout collegiate player at the University of Richmond, Atkinson earned All-CAA First Team honors as a junior and senior and helped lead the Spiders to a Sweet 16 appearance in the NCAA Tournament in 1988. He was also selected as the 1987 CAA Rookie of the Year. Atkinson was inducted into the University of Richmond Hall of Fame in 2010.

Atkinson and his wife, Laura, have a son, Anthony, and a daughter, Annika.



CHRIS DeMARCO

ASSISTANT COACH

Chris DeMarco begins his 11th season with the Golden State Warriors and his second as assistant coach. He was the team's assistant coach/director of player development the previous three seasons. DeMarco helped the Warriors capture four championships (2015, 2017, 2018, 2022) in eight seasons. His current responsibilities include working with the team's players on individual skill development as well as game planning and scouting preparation for upcoming opponents.

Prior to his current role, DeMarco, 37, served as the team's advance scout/video scout during Golden State's championship season in 2014-15. He originally joined the Warriors prior to the 2012-13 campaign as a video intern and was promoted to assistant video coordinator for the 2013-14 season.

A native of Appleton, Wis., DeMarco is currently the Bahamas National Team head coach. DeMarco played collegiately at Dominican University of California in San Rafael.

DeMarco, who received his MBA in global management from Dominican University, currently lives in San Rafael.



BRUCE FRASER
ASSISTANT COACH

Bruce Fraser begins his ninth season on the Golden State Warriors coaching staff, helping the Warriors earn four NBA Championships (2015, 2017, 2018, 2022) and five consecutive NBA Finals appearances (2015-19). In his role as an assistant coach, he oversees all aspects of the players' skill and strategic development, and also prepares team and player scouting reports for upcoming opponents.

Fraser, 57, coached at both the college and professional levels prior to joining the Warriors, having worked at the University of Arizona under Lute Olson (1987-90), the University of Missouri under Quin Snyder (1999-2000) and the Indiana Pacers under Larry Brown (1994-95). Additionally, he served as a scout for the Phoenix Suns from 2004-10.

The Long Beach, Calif., native was a teammate of Warriors Head Coach Steve Kerr at the University of Arizona, where Fraser played from 1983-87.



JAMA MAHLALELA
ASSISTANT COACH

Jama Mahlalela (Jah-MAH MAH-la-lay-lah) begins his second season with the Warriors and first as an assistant coach. Last season he served as assistant coach/director of player development while helping the team win the 2022 NBA Championship. Prior to the Warriors, Mahlalela was an assistant coach for the Toronto Raptors in 2020-21.

For two seasons (2018-19 – 2019-20) Mahlalela served as head coach of Toronto's G League affiliate Raptors 905, compiling a 51-42 (.548) record and guiding the team to the playoffs in his first season while his second season at the helm was cut short due to the COVID-19 pandemic. Prior to his time with Raptors 905, Mahlalela spent five seasons as an assistant coach with the Raptors and two seasons working in the front office as director of player development.

A native of Mbabane, Eswatini (formerly Swaziland), Mahlalela started with the Raptors on the community development staff in 2006, leading the Raptors Basketball Academy and various clinics throughout Canada. Mahlalela was named director of basketball operations for NBA Asia in 2009 and oversaw the league's clinics, youth programs and elite-level development from his base in Hong Kong. He continues to be involved with the Giants of Africa, a non-profit organization founded by Toronto Raptors President Masai Ujiri, that connects with youth in over 17 African countries and territories, conducting camps for boys and girls between the ages of 15 and 19, building basketball courts and conducting outreach programs in communities of need throughout Africa

Mahlalela grew up in the Greater Toronto Area and played collegiately at the University of British Columbia. He was also an assistant coach with the University of Toronto for four seasons.

Resides in Burlingame with wife Michelle and their two children, Mia and Jayce.



DEJAN MILOJEVIĆ
ASSISTANT COACH

Dejan Milojević (DAY-hahn mi-lo-yo-vihch) begins his second season as an assistant coach with the Warriors after helping the team win the 2022 NBA Championship. Before joining the Warriors, Milojević spent the 2021 season as head coach of KK Budućnost in the Adriatic League in Montenegro.

Prior to KK Budućnost, Milojević served as the head coach for KK Mega Basket in Belgrade, Serbia, for eight seasons (2012-20). In December 2019, he was named an assistant coach for the Serbian national team under Igor Kokoškov. Milojević was a member of the Atlanta Hawks Summer League staff in 2016, the San Antonio Spurs in 2017 and the Houston Rockets in 2018.

A native of Belgrade, Milojević enjoyed a 14-year international playing career and was named the Adriatic League Most Valuable Player three times (2004-06).

WARRIORS COACHING STAFF



HILTON ARMSTRONG
PLAYER DEVELOPMENT COACH

Hilton Armstrong begins his first season as a player development coach and second overall with the Warriors. Armstrong served as an assistant video coordinator on the 2021-22 championship team.

Armstrong was selected by the New Orleans Pelicans with the 12th overall pick in the 2006 NBA Draft after a four-year collegiate career at the University of Connecticut. Armstrong appeared in 292 games (40 starts) over six seasons with the Pelicans, Sacramento Kings, Houston Rockets, Washington Wizards, Atlanta Hawks and Golden State Warriors. He played two seasons with the Warriors G-League affiliate, the Santa Cruz Warriors, earning All G-League 2nd Team and 2nd Team All G-League Defensive honors during the 2013-14 season. The forward also played internationally in France, Greece, Turkey, Japan, and Israel.



JACOB RUBIN
PLAYER DEVELOPMENT COACH

Jacob Rubin is entering his sixth season with the Warriors and his second season as a player development coach after serving as the team's co-video coordinator/player development coach during the 2020-21 season.

Rubin previously served as an assistant video coordinator from 2018-20 after serving as a video intern during the team's 2017 NBA championship. Prior to joining Golden State, Rubin spent two seasons with the Santa Cruz Warriors, where he was manager of basketball operations in 2016-17 and a basketball operations coordinator in 2015-16.

Before joining Santa Cruz, Rubin was a team sports management intern with the Wasserman Media Group from 2010-14. He attended the University of Arizona and owns a bachelor's degree in business management from the Eller College of Management.

Rubin and his wife Alex reside in San Francisco.



ANTHONY VEREEN
PLAYER DEVELOPMENT COACH

Anthony Vereen enters his first season as a player development coach with the Golden State Warriors after spending the previous five seasons with the Santa Cruz Warriors, Golden State's G League affiliate. Vereen was an assistant coach with Santa Cruz for the last three seasons. He has also been involved with player development the last four years, working with over 50 current and former NBA players. A three-year NBA G League veteran, Vereen joined the Santa Cruz Warriors staff as a coaching coordinator for the 2017-18 season.

Last year, Vereen led the 2020-21 Sea Dubs to the semifinals of the 2020-21 NBA G League single site after earning an 11-4 regular season record. As defensive coordinator, Vereen helped Santa Cruz finish the season ranked second in overall defensive rating. In the 2019-20 season, Vereen coached five players to GATORADE Call-ups to Golden State.

Originally from Hammond, Louisiana, Vereen attended the University of Texas at Arlington where he played basketball for four years leaving as the school's 2nd all-time scorer (1,447 points). In his 2007-08 junior season, Vereen led UT-Arlington to the school's first Southland conference championship with a 21-12 record and the first trip to the NCAA Men's Basketball Tournament in school history.

Vereen enjoyed a seven-year playing career overseas, spending time in Spain, Finland and China, as well as one season with the 2011-12 Texas Legends. Vereen played 74 games for the Santa Cruz Warriors from 2014-16, capturing his first league title as a member of the 2014-15 Santa Cruz Warriors championship team.



KRIS WEEMS

PLAYER DEVELOPMENT COACH

Kris Weems is entering his second season as a player development coach on Steve Kerr's staff and ninth overall with the Warriors organization. Weems spent the previous two seasons as head coach of the Santa Cruz Warriors, owning an overall record of 32-25 (.561). He spent two seasons as an assistant coach in Santa Cruz from 2017-19.

In his second stint in the Warriors organization, Weems previously served as a player development coach and scout for three seasons (2011-14), which included two postseason appearances (2013 and 2014).

Before joining the Santa Cruz Warriors, Weems spent three years as director of athletics for the Menlo School in Atherton, California from 2014-17. He spent seven seasons as the head coach at Menlo (2004-11), leading his teams to seven Central Coast Section postseason appearances, five league championships and three appearances in the Northern California bracket of the CIF State Championships.

Before his coaching career, Weems attended the University of Stanford, where he led the Cardinals to four consecutive NCAA Tournament appearances and a trip to the 1998 Final Four. After earning his degree in sociology, Weems played one season professionally with Hapoel-Tel Aviv in Israel before returning to the Bay Area to work for Stanford's athletic department for six years.

Weems also served as a college basketball analyst with Comcast SportsNet Bay Area (now NBC Sports Bay Area) for two seasons, providing color commentary for Pac-10 and West Coast Conference telecasts. A Kansas City, Kansas native, Weems and his wife Neda have two daughters, Aaliyah and Kiyana.

WARRIORS PERFORMANCE STAFF



DR. RICK CELEBRINI

VP, PLAYER HEALTH AND PERFORMANCE

Dr. Rick Celebrini, a sports and orthopedic physiotherapist, begins his fifth season with the Warriors - the first three as director of sports medicine and performance and one year as VP, Player Health and Performance.

Before joining Golden State, he spent the previous eight years as head of sports medicine and science for Major League Soccer's Vancouver Whitecaps FC. Additionally, Celebrini served four years as director of rehabilitation for the NHL's Vancouver Canucks, a franchise he joined as a consultant in 2014. He was also the chief sport officer and co-founder of Fortius Sport and Health, an athlete development center located in British Columbia.

As a therapist and consultant, Celebrini has worked with the Dallas Mavericks, the NFL's Seattle Seahawks, the Canadian Alpine Ski Team, Canadian Soccer Association and the NHL Players Association. In 2010, Celebrini served as chief therapist at the Vancouver Winter Olympics and Paralympics and was the manager of medical services for the Vancouver Organizing Committee for the 2010 Olympic and Paralympic Winter Games (VANOC).

A native of Burnaby, British Columbia, Celebrini is a former professional soccer player and represented the Canadian National Team in the 1987 FIFA U-20 World Cup in Chile and the PanAm games in Indianapolis. He graduated with a degree in physical therapy from the University of British Columbia (UBC) in 1992 and, in 2011, received his PhD in rehabilitation sciences from the faculty of medicine at UBC. He recently received a Doctor of Letters, honoris causa from Capilano University.

WARRIORS PERFORMANCE STAFF



DREW YODER
DIRECTOR, MEDICAL SERVICES

Drew Yoder begins his 10th season with the Golden State Warriors, his second as director, medical services.

Yoder was the team's head athletic trainer the last six seasons prior to serving as the team's assistant athletic trainer in his first two seasons. During the summer of 2018, he served as the athletic trainer for the NBA's Basketball Without Borders in Europe.

Yoder, 36, joined the Warriors from Southern Methodist University, where he served as an assistant athletic trainer for three years. While interning at SMU in 2010, Yoder gained NBA experience working with the athletic training staff of the Dallas Mavericks.

The Mount Airy, Iowa, native earned his bachelor's degree in athletic training from Kansas State University and his Master of Education degree from the University of Missouri, where he worked as a graduate assistant for the football and golf programs for two seasons.

Yoder and wife Cora reside in Daly City with daughter Elli.



MICHAEL POTENZA
DIRECTOR, PERFORMANCE

Mike Potenza enters his first season as director, performance with the Warriors after 16 seasons as the San Jose Sharks strength and conditioning coordinator. At San Jose, Potenza was responsible for the team's overall strength and conditioning programs -- including the physical testing and evaluation at training camp, creation of individualized postseason workout programs and assistance in the rehabilitation efforts for all injured players.

Prior to that, Potenza served as the strength and conditioning coach for the University of Wisconsin men's and women's hockey teams, both of which were 2006 NCAA National Champions. He also had responsibilities with the wrestling and softball programs at Wisconsin.

A 2000 Springfield College graduate, Potenza earned his Bachelor of Science degree in applied exercise science. He later earned a master's degree from Boston University in human movement science. Potenza has held notable positions at Harvard and Colgate Universities. He assisted and supervised all phases of strength training programs for all intercollegiate programs at Harvard and Colgate and held primary coaching responsibilities with football, men's and women's hockey, men's and women's basketball, lacrosse and field hockey.

Potenza, his wife Bonnie have three children (Griffin, Natalie and Luca).



KYLE BARBOUR
HEAD PERFORMANCE COACH

Kyle Barbour is entering his 12th year with the Warriors organization and his first as head performance coach. Previously, Barbour was the team's assistant performance coach during the 2021-22 season and the performance coach the previous four seasons.

Barbour spent four seasons as the athletic performance coach for the Santa Cruz Warriors after serving two seasons as the assistant athletic performance coach for the Golden State Warriors. He is a certified strength and conditioning specialist (CSCS) and registered strength and conditioning coach (RSCC) by the National Strength and Conditioning Association.

Previously, Barbour worked in professional baseball as a strength and conditioning coach in the Arizona Diamondbacks organization and with the MLB International Envoy program, overseeing the development of strength and conditioning programs in Italy, the Netherlands, and Sweden. He also spent time at the collegiate level working as a strength and conditioning intern/coach at the University of Notre Dame.

Barbour is a native of San Diego and earned his Bachelor's in Kinesiology with an emphasis in fitness, nutrition and health from San Diego State University and a Master's in Kinesiology from California State University East Bay.

Kyle, his wife Nicole and daughter, Sophia currently reside in the East Bay.



SHAUN LIVINGSTON
DIRECTOR, PLAYER AFFAIRS & ENGAGEMENT

Shaun Livingston enters his third season as director, player affairs and engagement after being named to the position on Sept. 15, 2020. He reports directly to Warriors President of Basketball Operations/ General Manager Bob Myers.

In his role, Livingston provides player counsel and career advice while helping to guide team programs toward player needs and development. His duties include general basketball operations matters such as scouting, intel, strategic team building and organizational structuring in addition to developing synergies across the front office, coaching staff and players. Livingston is also on the board of the Warriors Community Foundation, serving on the Foundation’s Grants Committee, which works to expand the portfolio of non-profits that the Board serves in Alameda and San Francisco Counties.

Livingston spent five seasons with the Warriors from 2014-19, helping the franchise to five consecutive NBA Finals appearances and three NBA championships (2015, 2017, 2018). He averaged 5.4 points, 2.4 assists, 2.0 rebounds and 17.5 minutes over 367 career regular season games with Golden State and appeared in an additional 102 postseason games, fifth-most in franchise history.

Originally selected by the Los Angeles Clippers with the fourth overall pick in the 2004 NBA Draft, Livingston averaged 6.3 points, 3.0 assists, 2.4 rebounds and 20.6 minutes in 833 regular season games over 14 NBA seasons with the Clippers, Miami Heat, Oklahoma City Thunder, Washington Wizards, Charlotte Bobcats, Milwaukee Bucks, Cleveland Cavaliers, Brooklyn Nets and the Warriors.

Livingston is just the second player in NBA history to complete a tenure of at least five seasons with a team that made an NBA Finals appearance in each of those seasons, joining Tom Heinsohn, who did so in all nine of his seasons with the Boston Celtics from 1956-65. He is one of only four players in any of the four major sports to accomplish this feat in a league’s respective championship, along with Heinsohn, Bert Olmstead of the NHL’s Montreal Canadiens (eight-straight years from 1950-57) and Johnny Mize of MLB’s New York Yankees (five-straight years from 1949-53).



ZAZA PACHULIA
LIAISON, BASKETBALL & BUSINESS

Zaza Pachulia is entering his fourth season, and his second as liaison, basketball and business, working on both the business and basketball sides for the Golden State Warriors after enjoying a 16-year NBA playing career with the Warriors, Orlando Magic, Milwaukee Bucks, Atlanta Hawks, Dallas Mavericks and Detroit Pistons. Pachulia’s title the last two seasons was consultant.

Pachulia, a member of the Warriors’ 2017 and 2018 Championship teams, was originally selected by Orlando with 42nd overall pick in the 2003 NBA Draft, and averaged 6.8 points, 5.8 rebounds and 1.3 assists in 20.3 minutes per game over 1,098 career appearances. He is the only player from the Republic of Georgia to win an NBA Championship.

The Tbilisi, Georgia native has received numerous awards and honors in Georgia including: the Key to the City of Tbilisi from the Mayor in 2015, Medal of Honor from the President of Georgia in 2017 and the Sports Knight title from the Prime Minister in 2018.

Following his playing career, he has begun pursuing higher education business classes at both Harvard University and Stanford University. He is also an entrepreneur and investor in technology, real estate and hospitality industries as well as the founder of the Zaza Pachulia Basketball Academy in the Republic of Georgia. He is the owner of BC Dinamo Tbilisi, a professional basketball club that is based in Tbilisi and plays in the Georgian Superliga. Pachulia is fluent in Georgian, English, Turkish and Russian.

Pachulia and his wife Tika, have four children and reside in the Bay Area.

WARRIORS BASKETBALL OPERATIONS



ERIC HOUSEN
VICE PRESIDENT, TEAM OPERATIONS

Eric Housen begins his 36th season with the Warriors organization, and his third as vice president, team operations after serving as director of team operations for the previous nine seasons. His current responsibilities include overseeing the team's equipment needs, travel arrangements, security and kitchen staff.

Housen is in charge of ordering and maintaining all of the team's basketball related equipment at home and on the road, as well as at the team's practice facility. He also oversees two full-time assistants and a staff of 10 ball boys for all of the team's home games.

Along with handling the Warriors' equipment needs, Housen also coordinates all of the travel and lodging arrangements throughout the season for the team's 60-person travel party. Additionally,

Housen plans the menus and orders all of the meals that are made available to the players and basketball staff.

Housen, 46, began his career with the Warriors as a ball boy during the 1985-86 season as a sixth-grader, serving in that capacity for six years before being promoted to assistant equipment manager in 1991-92. After an additional six years in that role, he took a one-year hiatus in Indiana and returned to Golden State to serve one more season as assistant equipment manager in 1998-99 before being promoted to equipment manager for the 1999-00 campaign. He was the team's equipment manager for 12 years (1999-2011) prior to being promoted to Director of Team Operations.

He resides in Alameda, Calif., with his wife, Codi, and their daughter Sadie Beau, along with their two dogs, Blue and Goose.

WARRIORS TEAM PHYSICIANS



ROBERT NIED, MD
SPORTS MEDICINE PHYSICIAN
THE PERMANENTE MEDICAL GROUP

Robert Nied, MD, is the Medical Director of the Sports Medicine Center at Kaiser Permanente, Mission Bay and a regional leader for sports-related concussion and musculoskeletal ultrasound. He joined Kaiser Permanente in 2003 practicing primary care and sports medicine in Santa Rosa until 2019 when he transferred to the newly opened Sports Medicine Center. He has previously worked as a team physician at the high school, collegiate, professional, and Olympic levels and is a member of the CIF Sports Medicine Advisory Council. Dr. Nied takes a holistic approach to sports medicine with an emphasis on prevention and shared-decision making. Dr. Nied's medical degree is from UCLA School of Medicine and he completed his Family Medicine residency at the University of Michigan Hospitals, as well as a sports medicine fellowship at Michigan State University.



CHRIS LEHMAN, MD
ORTHOPEDIC SURGEON
THE PERMANENTE MEDICAL GROUP

Christopher Lehman, MD, is an Orthopedic Surgeon who specializes in Arthroscopic and Sports Medicine surgeries. Working at Kaiser Permanente since 2005, he has been a Northern California referral source for complex open and arthroscopic treatment of knee, ankle, elbow, and shoulder injuries. Having worked with various professional athletes and sports teams during his career including the Pittsburgh Penguins, the Santa Cruz Warriors, and many colleges, Dr. Lehman understands that recovery takes a team approach. He works closely with patients, trainers and physical therapists to tailor the treatment plan for each individual patient. He earned his medical degree at Thomas Jefferson University in Philadelphia before completing a residency at the University of California, San Francisco and a fellowship at Orthopedic Research of Virginia in Richmond. Since July 2019, Dr. Lehman has been the Head Orthopedic Surgeon for the Golden State Warriors.

THE PLAYERS



PATRICK BALDWIN JR.



POSITION: FORWARD
HEIGHT: 6-10
WEIGHT: 236
BIRTHDATE: NOVEMBER 18, 2002
BIRTHPLACE: GREEN BAY, WISCONSIN
COLLEGE: WISCONSIN-MILWAUKEE
HIGH SCHOOL: HAMILTON SUSSEX
NBA EXPERIENCE: ROOKIE
DRAFTED BY: GOLDEN STATE, 2022, FIRST ROUND (#28)



COLLEGE RECORD

YEAR-TEAM	G	MIN	FG	FGA	FG%	3P	3PA	3P%	FTM	FTA	FT%	REB	AST	STL	BLK	PTS	RPG	APG	PPG
21-22 Wisc.-Mil.	11	314	45	131	.344	17	64	.266	26	35	.743	64	17	9	9	133	5.8	1.5	12.1
TOTALS	11	314	45	131	.344	17	64	.266	26	35	.743	64	17	9	9	133	5.8	1.5	12.1

NBA CAREER TRANSACTIONS

- Selected as an early entry from Wisconsin-Milwaukee by the Golden State Warriors in the first round (28th overall) of the 2022 NBA Draft.
- Became the fifth Panthers player selected and the first since 1991 when Von McDade was selected by the New Jersey Nets in the second round (53rd overall).

COLLEGE (WISCONSIN-MILWAUKEE)

- Appeared in 11 games (10 starts), averaging 12.1 points (.344 FG%, .266 3P%, .743 FT%), 5.8 rebounds, 1.5 assists in 28.5 minutes per game in only season with Wisconsin-Milwaukee.
- Scored in double figures in six times, including two 20-point games.
- Posted 21 points and 11 rebounds in collegiate debut at North Dakota (11/9/21), the first double-double by a UWM freshman since 2008 and the most points for a freshman in a season opener since 1999.
- Became first freshman in school history to record back-to-back double-doubles with a 19-point, 11-rebound performance vs. Eastern Kentucky University (11/13/21) following a 21-point, 11-rebound game at North Dakota (11/9/21).
- Following the back-to-back double-doubles, earned Horizon League Freshman of the Week honors, the first for the school since Bryce Nze in January 2017. He would later earn freshman weekly honors again.
- Scored a career-high 26 points (9-14 FG, 6-6 3P, 2-2 FT) on 12/4/21 vs. Robert Morris. His 6-of-6 from 3-point range tied Joe Schultz (6-6 3P in 1991) for the most 3-pointers made without a miss in school history and was the second-most 3-pointers made by a freshman in a single game, trailing only Pat McCabe's seven in January 1995.

HIGH SCHOOL (HAMILTON SUSSEX)

- Suffered a season-ending ankle injury in second game of his senior year after scoring 43 points in the first game.
- Had scored 1,595 career points for the Chargers.
- Named a McDonald's All-American in February 2021, becoming the first Wisconsin player in six years to earn the honor.
- Was also a Spalding All-American, Jordan Brand All American, Pangos All American.
- As a junior, was named the 2020 Gatorade Wisconsin Player of the Year after averaging 24.3 points and 10.8 rebounds per game while leading Hamilton to a 22-3 record.
- In freshman season, Hamilton made its first state tournament appearance since 1987 before losing to Tyrese Haliburton's Oshkosh North team in the state semifinals.
- National Honor Society member and named to the All-Academic Team in all four years of high school.

USA BASKETBALL

- Won a gold medal at the 2021 U19 World Cup in July in Latvia, helping Team USA to a 7-0 record while averaging 7.7 points (.477 FG%), 5.0 rebounds and 2.0 assists per game. Was coached by TCU's Jaime Dixon, his teammates included Chet Holmgren, Johnny Davis, and Jaden Ivey.
- Was announced to the 2021 U19 World Cup Team training camp roster (6/3/21).
- Was named to the 2021 USA Nike Hoop Summit Team (3/25/21), but event was not played due to the COVID-19 pandemic.
- Took part in 2019 USA Basketball Men's Junior National Team minicamp in October 2018, April and July 2019.

PERSONAL: Nickname is "PBJ"... Son of Patrick Sr. and Shawn Baldwin... Father played college basketball and mother played volleyball, both at Northwestern... Played for father at Wisconsin-Milwaukee... Chose Milwaukee over Duke, Georgetown, Kentucky, Michigan, Northwestern, North Carolina, UCLA, Virginia and Wisconsin... Lists playing video games and guitar as his hobbies... Has known Jazz's Talen Horton-Tucker since signing up for first basketball team at age 4 (Horton-Tucker was seven)... Cites Draymond Green as one of his basketball inspirations, leadership-wise and Kobe Bryant as another.

STEPHEN CURRY



STEFF-in



POSITION: GUARD
HEIGHT: 6-3
WEIGHT: 200
BIRTHDATE: MARCH 14, 1988
BIRTHPLACE: AKRON, OHIO
COLLEGE: DAVIDSON
HIGH SCHOOL: CHARLOTTE CHRISTIAN (CHARLOTTE, NC)
NBA EXPERIENCE: 13 YEARS
DRAFTED BY: GOLDEN STATE, 2009, FIRST ROUND (#7)



NBA REGULAR-SEASON RECORD

YEAR-TEAM	G	MIN	FG	FGA	FG%	3P	3PA	3P%	FTM	FTA	FT%	REB	AST	STL	BLK	PTS	RPG	APG	PPG
09-10 Golden State	80	2896	528	1143	.462	166	380	.437	177	200	.885	356	472	152	19	1399	4.5	5.9	17.5
10-11 Golden State	74	2489	505	1053	.480	151	342	.442	212	227	.934	286	432	109	20	1373	3.9	5.8	18.6
11-12 Golden State	26	732	145	296	.490	55	121	.455	38	47	.809	88	138	39	8	383	3.4	5.3	14.7
12-13 Golden State	78	2983	626	1388	.451	272	600	.453	262	291	.900	314	539	126	12	1786	4.0	6.9	22.9
13-14 Golden State	78	2846	652	1383	.471	261	615	.424	308	348	.885	334	666	128	14	1873	4.3	8.5	24.0
14-15 Golden State	80	2613	653	1341	.487	286	646	.443	308	337	.914	341	619	163	16	1900	4.3	7.7	23.8
15-16 Golden State	79	2700	805	1598	.504	402	886	.454	363	400	.908	430	527	169	15	2375	5.4	6.7	30.1
16-17 Golden State	79	2639	675	1443	.468	324	789	.411	325	362	.898	353	524	142	17	1999	4.5	6.6	25.3
17-18 Golden State	51	1631	428	864	.495	212	501	.423	278	302	.921	261	310	80	8	1346	5.1	6.1	26.4
18-19 Golden State	69	2331	632	1340	.472	354	810	.437	263	287	.916	369	361	92	25	1881	5.3	5.2	27.3
19-20 Golden State	5	139	33	82	.402	12	49	.245	26	26	1.000	26	33	5	2	104	5.2	6.6	20.8
20-21 Golden State	63	2152	658	1365	.482	337	801	.421	362	395	.916	345	363	77	8	2015	5.5	5.8	32.0
21-22 Golden State	64	2211	535	1224	.437	285	750	.380	275	298	.923	335	404	85	23	1630	5.2	6.3	25.5
TOTALS	826	28362	6875	14520	.473	3117	7290	.428	3197	3520	.908	3838	5388	1367	187	20064	4.6	6.5	24.3

NBA PLAYOFFS RECORD

YEAR-TEAM	G	MIN	FG	FGA	FG%	3P	3PA	3P%	FTM	FTA	FT%	REB	AST	STL	BLK	PTS	RPG	APG	PPG
12-13 Golden State	12	497	102	235	.434	42	106	.396	35	38	.921	46	97	20	2	281	3.8	8.1	23.4
13-14 Golden State	7	296	51	116	.440	22	57	.386	37	42	.881	25	59	12	1	161	3.6	8.4	23.0
14-15 Golden State	21	826	200	439	.456	98	232	.422	96	115	.835	105	134	39	3	594	5.0	6.4	28.3
15-16 Golden State	18	614	148	338	.438	80	198	.404	76	83	.916	99	93	26	5	452	5.5	5.2	25.1
16-17 Golden State	17	601	151	312	.484	72	172	.419	103	114	.904	106	114	34	4	477	6.2	6.7	28.1
17-18 Golden State	15	555	137	304	.451	64	162	.395	45	47	.957	91	81	26	11	383	6.1	5.4	25.5
18-19 Golden State	22	846	190	431	.441	92	244	.377	148	157	.943	132	126	24	4	620	6.0	5.7	28.2
21-22 Golden State	22	764	202	440	.459	91	229	.397	107	129	.829	115	129	29	8	602	5.2	5.9	27.4
TOTALS	134	4998	1181	2615	.452	561	1400	.401	647	725	.892	719	833	210	38	3570	5.4	6.2	26.6

REGULAR-SEASON CAREER HIGHS

Minutes.....49, 3/29/11, Golden State at Oklahoma City (Twice)
 Field Goals.....20, 2/25/16, Golden State at Orlando
 Field Goal Attempts.....36, 5/16/21, Golden State vs Memphis
 3-Point Field Goals.....13, 11/7/16, Golden State vs New Orleans
 3-Point Attempts.....22, 5/16/21, Golden State vs Memphis
 Free Throws.....18, 1/3/21, Golden State vs Portland
 Free Throw Attempts....19, 1/3/21, Golden State vs Portland
 Offensive Rebounds.....5, 2/10/16, Golden State at Phoenix
 Defensive Rebounds....14, 12/28/15, Golden State vs Sacramento
 Rebounds.....14, 12/28/15, Golden State vs Sacramento
 Assists.....16, 4/6/14, Golden State vs Utah (Twice)
 Steals.....7, 12/17/16, Golden State at L.A. Clippers (Twice)
 Turnovers.....11, 10/31/13, Golden State at L.A. Clippers
 Blocked Shots.....2, 12/20/21, Golden State vs Sacramento (29 times)
 Points.....62, 1/3/21, Golden State vs Portland

PLAYOFF CAREER HIGHS

Minutes.....58, 5/6/13, Golden State at San Antonio
 Field Goals.....18, 5/6/13, Golden State at San Antonio
 Field Goal Attempts.....35, 5/6/13, Golden State at San Antonio
 3-Point Field Goals.....9, 5/14/19, Golden State vs Portland (Twice)
 3-Point Attempts.....18, 4/23/15, Golden State at New Orleans
 Free Throws.....16, 5/3/14, Golden State at L.A. Clippers
 Free Throw Attempts....16, 5/3/14, Golden State at L.A. Clippers
 Offensive Rebounds.....5, 6/7/17, Golden State at Cleveland
 Defensive Rebounds....12, 4/13/19, Golden State vs L.A. Clippers
 Rebounds.....15, 4/13/19, Golden State vs L.A. Clippers
 Assists.....15, 4/24/14, Golden State vs L.A. Clippers
 Steals.....6, 5/20/17, Golden State at San Antonio (Twice)
 Turnovers.....8, 6/4/17, Golden State at Cleveland (Twice)
 Blocked Shots.....3, 6/8/18, Golden State at Cleveland (3 times)
 Points.....47, 6/5/19, Golden State vs Toronto

STEPHEN CURRY

MOST SEASONS PLAYED WITH THE WARRIORS

SEASONS	PLAYER	SEASONS
13	Stephen Curry	2009-10–present
13	Chris Mullin	1985-86–1996-97, 2000-01
11	Al Attles	1960-61–1970-71
11	Nate Thurmond	1963-64–1973-74

MOST NBA SEASONS PLAYED FOR ONE TEAM, ACTIVE

SEASONS	PLAYER	TEAM
19	Udonis Haslem	Miami
13	Stephen Curry	Golden State
10	Draymond Green	Golden State
10	Bradley Beal	Washington
10	Damian Lillard	Portland

Elias Sports Bureau

CURRY CAREER MILESTONE 3-POINTERS

NO.	DATE	OPP	QTR	TIME
1st	10/30/2009	PHO	2	01:00
100th	02/27/2010	DET	3	10:54
500th	01/26/2013	MIL	1	05:53
1,000th	01/07/2015	IND	1	06:22
1,500th	03/11/2016	POR	3	11:47
2,000th	12/04/2017	NOP	3	0:44.4
2,561th*	01/23/2021	UTA	3	10:59
2,974th†	12/14/2021	NYK	1	7:33
3,000th	12/28/2021	DEN	3	0:05.3

*=passed Reggie Miller for 2nd all-time

†=became NBA all-time leader in 3-pointers made, passing Ray Allen
Elias Sports Bureau

MOST GAMES WITH 8 OR MORE 3-POINTERS IN NBA HISTORY

NO.	PLAYER
68	Stephen Curry
23	Damian Lillard
21	James Harden
16	Klay Thompson
14	J.R. Smith

MOST GAMES WITH 9 OR MORE 3-POINTERS IN NBA HISTORY

NO.	PLAYER
38	Stephen Curry
9	James Harden
9	Damian Lillard
8	Klay Thompson
5	J.R. Smith

MOST GAMES WITH 10 OR MORE 3-POINTERS IN NBA HISTORY

NO.	PLAYER
22	Stephen Curry
5	Klay Thompson
3	James Harden
3	Damian Lillard
3	J.R. Smith

MOST GAMES WITH 11 OR MORE 3-POINTERS IN NBA HISTORY

NO.	PLAYER
12	Stephen Curry
2	Damian Lillard
2	Klay Thompson
1	13 players

MOST 3-POINTERS IN A QUARTER IN CURRY'S CAREER

QTR	DATE/OPP	3PM
1	2/3/16 at WAS	7
2	12/28/15 vs. SAC	5
	1/26/19 at BOS	5
	2/6/21 at DAL	5
3	1/16/19 vs. NOP	7
4	4/19/21 at PHI	5

MOST 3-POINTERS IN A HALF IN CURRY'S CAREER

HALF	DATE/OPP	3PM
1	2/3/16 at WAS	8
	2/1/17 vs. CHA	8
2	4/17/21 at BOS	8
	5/16/21 vs. MEM	8

STEPHEN CURRY'S GAME-WINNING SHOTS (5 seconds or less)

DATE	OPPONENT	QTR	TIME	SHOT	RESULT	NOTES
1/21/22	GSW vs. HOU	4th	:00.0	2FGM	W, 105-103	20ft jumper
12/23/18	GSW vs. LAC	4th	:00.5	2FGM	W, 129-127	layup
1/3/18	GSW at DAL	4th	:03.0	3FGM	W, 125-122	
2/27/16	GSW at OKC	OT	:00.6	3FGM	W, 121-118 OT	
12/2/14	GSW vs. ORL	4th	:02.2	3FGM	W, 98-97	
4/1/14	GSW at DAL	OT	:00.1	2FGM	W, 122-120 OT	
1/10/14	GSW vs. BOS	4th	:02.1	2FGM	W, 99-97	
12/11/13	GSW vs. DAL	4th	:01.5	2FGM	W, 95-93	

CURRY'S GAME-TYING SHOTS TO FORCE OVERTIME (5 seconds or less)

DATE	OPPONENT	QTR	TIME	SHOT	SCORE	RESULT
3/29/19	GSW at MIN	4th	:00.0	3FGM	T, 109-109	L, 130-131 OT
2/20/14	GSW vs. HOU	4th	:03.0	2FGM	T, 89-89	W, 102-99 OT

STEPHEN CURRY



MOST POINTS SCORED COMBINED BY A FATHER AND A SON IN NBA HISTORY

NO.	POINTS	SON/FATHER
1	38,895	Kobe Bryant/Joe Bryant
2	32,734	Stephen Curry/Dell Curry
3	27,218	Danny Schayes/Dolph Schayes
4	26,883	Brent Barry/Rick Barry
5	25,457	Klay Thompson/Mychal Thompson
6	24,875	Jalen Rose/Jimmy Walker
7	24,818	Patrick Ewing Jr./Patrick Ewing
8	23,522	Tim Hardaway Jr./Tim Hardaway
9	23,110	Jon Barry/Rick Barry
10	22,553	Gary Payton II/Gary Payton

bold - active; Elias Sports Bureau

STEPHEN CURRY CAREER 20-POINT QUARTERS IN REGULAR SEASON

POINTS	DATE	OPPONENT	QTR
28	10/31/15	vs. NOP	Q3
28	12/02/15	at CHA	Q3
26	02/04/15	vs. DAL	Q3
26	11/24/17	vs. CHI	Q2
25	02/03/16	at WAS	Q1
25	01/28/17	vs. LAC	Q3
25	04/14/21	at OKC	Q3
25	10/21/21	vs. LAC	Q1
24	10/27/15	vs. NOP	Q1
24	02/25/16	at ORL	Q3
24	05/08/21	vs. OKC	Q1
23	02/27/13	at NYK	Q2
23	11/01/16	at POR	Q3
23	04/05/17	at PHO	Q1
23	10/24/18	vs. WAS	Q1
23	01/16/19	vs. NOP	Q3
23	04/10/21	vs. HOU	Q3
23	05/01/21	at HOU	Q3
22	04/12/13	at LAL	Q1
22	03/19/19	at MIN	Q3
22	05/08/21	vs. OKC	Q3
21	11/02/15	vs. MEM	Q3
21	11/12/15	at MIN	Q1
21	04/01/16	vs. BOS	Q3
21	04/13/16	vs. MEM	Q3
21	01/03/21	vs. POR	Q1
21	04/12/21	vs. DEN	Q1
21	1/31/21	at HOU	Q4
20	01/13/16	at DEN	Q4
20	04/13/16	vs. MEM	Q1
20	12/03/16	vs. PHO	Q3
20	02/23/17	vs. LAC	Q3
20	11/18/17	at PHI	Q3
20	10/24/18	vs. WAS	Q3
20	01/05/19	at SAC	Q4
20	04/19/21	at PHI	Q4
20	11/18/21	at CLE	Q4

Bold indicates career-high for that quarter (includes multiple instances)

STEPHEN CURRY CAREER 20-POINT QUARTERS IN NBA PLAYOFFS

POINTS	DATE	OPP	ROUND	QTR
23	05/10/19	at HOU	SEM	Q4
22	05/06/13	at SAS	SEM	Q3
22	04/28/13	vs. DEN	RD1	Q3
21	06/02/22	vs. BOS	FINALS	Q1
20	04/21/14	at LAC	RD1	Q3

Elias Sports Bureau

QUICK FACTS

- Curry is the NBA all-time leader in 3-pointers made (3,117) and is the only player in league history to reach 3,000 in their career.
- Has led the NBA in 3-pointers made in seven seasons, including the last two seasons (2020-21 and 2021-22) and five consecutive seasons (2012-13 - 2016-17) ... He still holds the NBA single-season record for most 3-pointers with 402 in 2015-16.
- Is a four-time NBA champion, eight-time All-Star, eight-time All-NBA selection, two-time MVP (2014-15 and 2015-16), NBA Finals MVP (2021-22), NBA All-Star Game MVP (2022).
- Is the Warriors all-time franchise leader in points scored (20,064), 3-pointers made (3,117) and attempted (7,290), assists (5,388), steals (1,367), games played (826), free throw percentage (.908 FT%).
- Curry's 13 seasons with the Warriors is tied with Chris Mullin for the most in franchise history and is the second-longest active streak with most seasons with one team, trailing only Udonis Haslem who has played all 19 of his NBA seasons with the Miami Heat.
- Is only the fifth player to win multiple NBA MVPs, a Finals MVP and a scoring title in his career, joining Kareem Abdul-Jabbar, Michael Jordan, LeBron James and Wilt Chamberlain (ESPN Stats & Information).
- Curry is only the fourth player to be a franchise's all-time career leader in points, assists, 3-pointers, steals and games played, joining Mike Conley (Memphis), LeBron James (Cleveland) and Reggie Miller (Indiana) (Elias Sports Bureau).

STEPHEN CURRY

CAREER-HIGH POINTS

Quarter: 28 (twice), 3rd QTR, 10/31/15 GSW at NOP and 3rd QTR, 12/2/15 GSW at CHA

Half: 38, 2nd half, 10/31/15 GSW at NOP

Has scored 30 or more points in a half 17 times in career (Warriors 14-3 in those games)

NBA HONORS

- Four-time NBA Champion (2015, 2017, 2018, 2022).
- Two-time NBA Most Valuable Player (2014-15, 2015-16).
- Earned 2022 Bill Russell NBA Finals Most Valuable Player Award.
- Named 2022 Earvin "Magic" Johnson Western Conference Finals Most Valuable Player.
- Named 2022 NBA All-Star Game Kobe Bryant MVP.
- Eight-time All-Star (2014-2019, 2021, 2022).
- Named to All-NBA Teams eight times: First Team four times (2014-15, 2015-16, 2018-19, 2020-21), Second Team three times (2013-14, 2016-17, 2021-22), Third Team once (2017-18).
- Is 18-time Western Conference Player of the Week (Nov. 10, 2014; Mar. 30, 2015; Nov. 2, 2015; Nov. 23, 2015; Dec. 7, 2015; Feb. 29, 2016; Mar. 14, 2016; Jan. 9, 2017; Feb. 6, 2017; Apr. 3, 2017; Jan. 8, 2018; Jan. 29, 2018; Oct. 29, 2018; Dec. 10, 2018; Jan. 4, 2021; Apr. 19, 2021; Oct. 24, 2021; Nov. 14, 2021).
- Is 10-time Western Conference Player of the Month (Apr. 2013, Apr. 2014, Nov. 2014, Nov. 2015, Feb. 2016, Jan. 2017, Jan. 2018, Apr. 2021, May 2021, Oct./Nov. 2021).
- Named to 2009-10 All-Rookie First Team.
- Three-time Western Conference Rookie of the Month (Jan. 2010, Mar. 2010, Apr. 2010).
- Bestowed 2010-11 NBA Sportsmanship Award, selected by players.
- Received 2013-14 Seasonlong Community Assist Award, selected by fans and an NBA executive panel.

NBA CAREER NOTES

- Four-time NBA champion with Golden State (2015, 2017, 2018, 2022).
- NBA all-time leader in 3-pointers made - only player to have 3,000-plus career 3-pointers.
- Appeared in 826 career games (820 starts), averaging 24.3 points (.473 FG%, .428 3P%, .908 FT%), 4.6 rebounds, 6.5 assists, 1.65 steals in 34.3 minutes per game in 13 NBA seasons with the Golden State Warriors.
- Played all 13 NBA seasons with the Golden State Warriors, tied with Chris Mullin (13) for the most seasons played for the franchise.
- Two-time NBA Most Valuable Player (2014-15 and 2015-16)... Unanimous MVP selection in 2015-16, becoming the first player in the 61-year history of the award to garner every first-place vote... Became the 11th player in NBA history to win the award in consecutive seasons.
- Eight-time All-Star (2014-2019, 2021, 2022) - 2022 Kia NBA All-Star Game Kobe Bryant Most Valuable Player (second-most points scored - 50, most 3-pointers made in a game - 16 and attempted - 27, most points scored in a quarter - 21, most 3-pointers made in a quarter - seven in third quarter, most 3-pointers made in a half - eight, twice).
- Named to All-NBA Teams eight times: First Team four times (2014-15, 2015-16, 2018-19, 2020-21), Second Team three times (2013-14, 2016-17, 2021-22), Third Team once (2017-18). Became the first Warrior to be named to six-straight All-NBA teams.
- Unanimous NBA All-Rookie First Team selection in 2009-10 and runner-up for the NBA Rookie of the Year award.
- Owns four of the top five single-season 3-point totals in NBA history: (1) 402 in 2015-16, (3) 354 in 2018-19, (4) 337 in 2020-21, (5) 324 in 2016-17. He is the only player with four seasons with 300-or-more 3-pointers made.
- Led the NBA in 3-pointers made in seven seasons, including the last two seasons (2020-21, 2021-22) and five-straight seasons (2012-13 through 2016-17). He is the only player in NBA history to lead the league in 3-pointers seven times.
- Became the first player in NBA history to hit at least 300 3-pointers in back-to-back seasons (324 in 2016-17; 402 in 2015-16).
- Became the first player in NBA history to hit 400 three-pointers in a single season, finishing the 2015-16 campaign with an NBA-record 402 three-pointers.
- Hit at least one three-pointer in an NBA-record 157 consecutive regular-season games (11/13/14-11/3/16).
- Is only the fifth player to win multiple NBA MVPs, a Finals MVP and a scoring title in his career, joining Kareem Abdul-Jabbar, Michael Jordan, LeBron James and Wilt Chamberlain (ESPN Stats & Information).
- Has recorded seven career regular-season triple-doubles, which ranks sixth all-time in Warriors history.
- Has led the Warriors in scoring in nine seasons, including last season (2021-22) and seven-straight seasons (2012-13 to 2018-19), becoming the first Warrior to lead the team in points per game in that many consecutive seasons.

- Led the league in free throw percentage four times (.934 in 2010-11; .914 in 2014-15; .907 in 2015-16; .921 in 2017-18).
- Led the NBA in scoring in both 2015-16 (30.1 ppg) and 2020-21 (32.0 ppg). In 2015-16, was the first Warrior to lead the league in scoring since Rick Barry in 1966-67 (35.6 points per game), joining Barry and Wilt Chamberlain as the only Warriors to average at least 30 points in a single season. At 33 years old in 2020-21, became the oldest player to lead the NBA in scoring since Michael Jordan was 35 when he posted a league-leading 28.7 scoring average in 1997-98.
- Shot 50.4 percent from the field, 45.4 percent from three-point range and a league-best 90.8 percent from the free throw line in 2015-16, becoming just the seventh player in league annals to hit at least 50 percent from the field, 40 percent from three-point range and 90 percent from the free throw line in a single season and just the second player to post a 50/45/90 season (Steve Nash).
- Two-time 3-Point Contest winner (2015 and 2021), becoming the seventh player to win multiple 3-Point Contests since the event's inception in 1986 and the first to do so in non-consecutive events. Curry joined Larry Bird (3), Craig Hodges (3), Jeff Hornacek (2), Jason Kapono (2), Mark Price (2) and Peja Stojaković (2) as multiple-time 3-Point Contest winners.
- Ranks first on NBA's all-time free throw percentage list (.908 FT%).
- Ranks first (3,117) on NBA's all-time 3-point field goals made list.
- Led the NBA in 3-point field goals made in seven seasons, including last two seasons (337 in 2020-21 and 285 in 2021-22) and five consecutive seasons (2012-13 – 2016-17).

NBA RANKINGS

- Is NBA's all-time leader in 3-point field goals made (3,117).
- Entering the 2022-23 season, ranks first on NBA's all-time free throw percentage list (.9082 FT%).
- Led the NBA in 3-point field goals made in seven seasons, including last two seasons (2021-22, 285; 2020-21, 337) and five consecutive seasons (2012-13 – 2016-17).
- His 402 3-point field goals made in the 2015-16 season is the NBA's single-season record.
- Led NBA in scoring twice, in 2015-16 (30.1 ppg) and 2020-21 (32.0 ppg).
- Led the NBA in total steals in two seasons (2014-15, 163 steals and 2015-16, 169 steals).
- Led NBA in steals per game (2.14 spg) in 2015-16.
- Led the NBA in free throw percentage in four seasons (2010-11, 2014-15, 2015-16, 2017-18).

NBA RECORDS

- Has made 11 or more 3-pointers in 12 games in career, an NBA record (teammate Klay Thompson and Portland's Damian Lillard are second with two career 11 3-point games).
- Made at least one 3-pointer in 189 consecutive regular season games (12/1/18 - 3/16/22). Streak is still active.
- Holds the NBA record for the longest streak (regular season and playoffs) with at least one 3-pointer made with 233 consecutive games.
- Streak of 132 consecutive playoff games with at least one 3-pointer made is an NBA record.
- Holds NBA record for most 3-point field goal attempts in a half (16), 5/16/21 vs. Memphis (2nd half).

NBA PLAYOFF CAREER NOTES

- Appeared in 134 career playoff games, averaging 26.6 points (.452 FG%, .401 3P%, .892 FT%), 5.4 rebounds, 6.2 assists, 1.57 steals in 37.3 minutes per game with the Golden State Warriors.
- Is the NBA Playoffs all-time leader in 3-point field goals made (561) and the first and currently the only player to make at least 500 3-pointers in the postseason.
- Scored 20-or-more points in 105 games, 30-or-more in 51, 40-or-more in seven.
- Grabbed 10-or-more rebounds in nine games.
- Dished out 10-or-more assists in 13 games.
- Recorded 20 double-doubles and two triple-doubles.
- Holds NBA record for most 3-pointers made in a four-game playoff series (26 vs. Portland in the 2019 Conference Finals); also has the second, third, and fourth-most 3-point totals in a four-game series.
- Has second-most 3-pointers made in a five-game series (27 vs. Houston in the 2015 Conference Finals), trailing only teammate Klay Thompson's 28 vs. Portland in the 2016 Semifinals.
- Tied with Jamal Murray for the second-most 3-pointers made in a seven-game playoff series (32 vs. Cleveland in the 2016 NBA Finals), trailing only Donovan Mitchell's 33.

STEPHEN CURRY

- In the NBA Finals, appeared in 28 career games in five consecutive series (2015-2019), averaging 26.5 points (.420 FG%, .385 3P%, .927 FT%), 5.7 rebounds, 6.2 assists, 1.54 steals in 39.4 minutes per game with the Golden State Warriors.
- All-time NBA Finals leader in 3-point field goals made (152).
- Also owns the record for the most 3-point field goals made in a Finals series of any length: 4-game series, 22 (2018), 5-game series, 19 (2017); 6-game series, 31 (2022); 7-game series, 32 (2016).
- His nine 3-point field goals made on June 3, 2018 vs. Cleveland is the NBA Finals single-game record
- Set NBA Finals record for most 3-pointers made in a quarter (6), 6/2/22 vs. Boston (1st Quarter).
- Holds NBA Finals single-game record for most 3-pointers attempted (17), 6/3/18 vs. Cleveland.
- Shares NBA Finals record for most free throws made in a quarter (10) with Paul Pierce, 6/4/17 vs. Cleveland (1st Quarter).

NBA TRANSACTIONS

- Selected by the Golden State Warriors as an early entry candidate in the first round (seventh overall) of the 2009 NBA Draft.
- Signed by the Golden State Warriors to a contract extension (October 31, 2012).
- Signed by the Golden State Warriors to a multi-year extension (July 25, 2017).
- Signed by the Golden State Warriors to a multi-year extension (August 6, 2021).

2021-22 SEASON (GOLDEN STATE)

- Appeared in 64 games (all starts), averaging 25.5 points (.437 FG%, .380 3P%, .923 FT%), 5.2 rebounds, 6.3 assists, 1.33 steals in 34.6 minutes per game.
- Named to the All-NBA Second Team, a franchise-record eighth All-NBA Team honor (First Team - 4, Second Team - 3, Third Team - 1).
- Among the league leaders, ranked 10th in scoring (25.5 ppg); first in 3-pointers made (285) - seventh time Curry has led the NBA; second in free throw percentage (.923 FT%).
- On 12/14/21 at New York, became the NBA's all-time leader in 3-pointers, passing Ray Allen (2,973).
- On 3/8/22 vs. Clippers, recorded three steals to give him 1,363 career steals, becoming the Warriors franchise all-time leader in the category, passing Chris Mullin (1,360).
- According to the Elias Sports Bureau, Curry joins Mike Conley (Memphis), LeBron James (Cleveland) and Reggie Miller (Indiana) as the only players to be the all-time career leader in points, assists, 3-pointers, steals and games played for a franchise.
- Has active streak of making at least one 3-pointer in 189 consecutive games, the longest streak in NBA history.
- Named 2022 NBA All-Star Game Kobe Bryant MVP after a 50-point performance with a record 16 3-pointers in Team LeBron's 163-160 win over Team Durant at Rocket Mortgage FieldHouse in Cleveland. Curry set new All-Star Game records for 3-pointers made (16) and attempted (27), points in a quarter (21, third quarter), most 3-pointers made (8, each half) and attempted in a half (16, second half), and most 3-pointers made in a quarter (7, third quarter).
- Named Western Conference Player of the Month for games played in October and November. Dating back to last season, it marked his third-straight monthly award and the 10th of his career.
- Named Week 1 & Week 4 Western Conference Player of the Week, the 17th and 18th times Curry has earned the weekly recognition in his career.
- Has made at least 90 percent of his free throw attempts in nine of his 13 NBA seasons and led the league in free throw percentage four times (2010-11, 2014-15, 2015-16, 2017-18).
- Scored 20-or-more in 45 games, 30-or-more in 21, 40-or-more in seven, 50-or-more in one.
- Grabbed 10-or-more rebounds in three games.
- Dished out 10 or more assists in 12 games.
- Recorded 12 double-doubles (point/rebound - 3; point/assist - 11; rebound/assist - 2).
- Recorded two triple-doubles (10/19 at LAL, 1/11 at MEM); nine, career.
- Missed the final 12 games of the regular season due to a left foot sprain (3/20-4/9).
- Missed one game due to left hip contusion (11/19 at Detroit), one game due to rest (12/18 at Toronto), one game due to left quadriceps contusion (1/6 at New Orleans), one game due to right hand soreness (1/16 at Minnesota), one game due left toe soreness (2/1 at San Antonio), one game due to left hand soreness (3/7 at Denver).
- On 10/19/21 at Lakers, recorded eighth career triple-double with a team-high 21 points, 10 rebounds and 10 assists, becoming the second player in Warriors franchise history to record a triple-double in the team's season opener, joining Andy Phillip (21 points, 11 rebounds, 10 assists on Nov. 1, 1952 in the Philadelphia Warriors' overtime win over the Syracuse Nationals).

STEPHEN CURRY



- On 10/21/21 at L.A. Clippers, tallied 45 points, including 25 in the first quarter (9-9 FG, 5-5 3P, 2-2 FT), marking the third time in NBA history (since play-by-play started being recorded in 1997-98) a player has scored at least 25 points, made five 3-pointers and shot 100 percent from the field in a single quarter. The other two instances are from Warriors - Curry with 25 (6 3P, 8-8 FG) in the third quarter vs. Oklahoma City on 4/14/21 and Klay Thompson with NBA-record 37 points (9 3P, 13-13 FG) in the third quarter vs. Sacramento on 1/23/15. Curry's 45 points were the fifth-most points scored by a Warrior in a home opener (Elias Sports Bureau).
- On 10/24/21 at Sacramento, handed out 5,000th career assist, becoming the first Warrior and 69th player in NBA history to reach the milestone.
- On 11/8/21 vs. Atlanta, recorded game-highs in points (50) and assists (10), becoming the third-ever Warriors player in franchise history to post those numbers in a game, joining Wilt Chamberlain and Rick Barry. Curry made nine 3-pointers and made all 13 of his free throw attempts. He also recorded seven rebounds, three steals and one block in the come-from-behind win.
- On 11/18/21 at Cleveland, scored a game-high 40 points, with 20 coming in the fourth quarter, matching the most points he has scored in the fourth quarter for the fourth time in his career.
- On 11/28/21 at L.A. Clippers, reached 100 3-pointers in 19 games, the fewest games needed to reach the century mark in a season, breaking his own NBA record of 20, which he did twice (2015-16 and 2018-19).
- On 12/20/21 vs. Sacramento, recorded his 224th 30-point game of his career, moving into sole possession of second place on the Warriors franchise all-time list for most 30-point games (1. Wilt Chamberlain - 369; 3. - Rick Barry - 223).
- On 12/28/21 vs. Denver, became the first player in NBA history to make 3,000 career 3-pointers.
- On 1/11/22 at Memphis, recorded second triple-double of the season (ninth career) with team-high 27 points, 10 rebounds, 10 assists to go along with two steals in 39 minutes.
- On 1/13/22 at Milwaukee, played in his 800th career game, joining Chris Mullin (807) as the only Warriors in franchise history to reach that milestone.
- On 1/21/22 vs. Houston, made first-ever career buzzer beater to win a game, connecting on a 20-foot step back jumper as time expired to give the Warriors a 105-103 win.
- On 1/29/22 vs. Brooklyn, played in his 808th career game, passing Chris Mullin (807) for the most games played in Warriors franchise history. Curry joins LeBron James (Cleveland), Mike Conley (Memphis) and Reggie Miller (Indiana) as the only players to hold a franchise's career marks in points, assists, 3-pointers and games played.
- On 1/31/22 at Houston, recorded a game-high 40 points, including 21 points in the fourth quarter, the most points he has ever scored in that quarter in his career in the regular season.
- On 3/10/22 at Denver, became the 49th player in NBA history to reach the milestone and the 23rd to score 20,000 points with one team.
- On 3/14/22 vs. Washington, on his 34th birthday, scored a game-high 47 points, the fourth-highest point total scored by a player in a regular season or playoff game on their birthday in NBA history, trailing Shaquille O'Neal (61), Dominique Wilkins (53), and LeBron James (48).
- On 3/16/22 vs. Boston, suffered a left foot injury and left the game with 4:09 left in the second quarter and did not return. An MRI revealed a sprained left foot ligament. Missed the final 12 games of the regular season.

2022 NBA PLAYOFFS (GOLDEN STATE)

- Fourth NBA title (2015, 2017, 2018, 2022).
- Named first Bill Russell NBA Finals Most Valuable Player Award after averaging 31.2 points (career-best in any Finals), 6.0 rebounds, 5.0 assists and 2.00 steals in 37.5 minutes per game in the NBA Finals vs. Boston.
- Became the seventh player in NBA history with four NBA titles and two KIA (regular season) MVPs, joining Kareem Abdul-Jabbar, Michael Jordan, Bill Russell, LeBron James, Magic Johnson and Tim Duncan.
- Became the sixth player in NBA history with four NBA titles, two KIA (regular season) MVPs and an NBA Finals MVP, joining Kareem Abdul-Jabbar, Michael Jordan, LeBron James, Magic Johnson and Tim Duncan.
- Now the second oldest player to win Finals MVP, trailing only Michael Jordan.
- Became the fourth player to average at least 30 points, five rebounds and five assists per game multiple Finals, joining Michael Jordan, LeBron James and Jerry West.
- Became the first player to average at least 30 points, five rebounds, five assists and five 3-pointers per game in a Finals since the introduction of the 3-point shot in 1979-80.
- His 31 3-pointers were the most in a six-game series in the NBA Finals, surpassing his previous record of 25 in 2015. It was one shy of his record in any Finals series (32 in 2016). NBA.com
- Became the sixth player to earn NBA All-Star MVP and NBA Finals MVP in the same season, joining Willis Reed (1969-70), Michael Jordan (twice, 1995-96 and 1996-97), Shaquille O'Neal (1999-00), Kobe Bryant (2008-09), Giannis Antetokounmpo (2020-21). Elias Sports Bureau

STEPHEN CURRY

- In the first four Finals games, Curry made at least five 3-pointers, setting a new record for the longest streak within a single Finals all-time (ESPN Stats & Info). In the NBA Finals, in his career, Curry has made five-or-more 3-pointers in an NBA-record 16 times (second-most is Klay Thompson with seven).
- In Game 1 of the 2022 NBA Finals, set a NBA Finals record for most 3-pointers in any quarter, making six in the first quarter in Game 1 of the 2022 NBA Finals vs. Boston on June 2, 2022. Scored 21 points (7-9 FG, 6-8 3P, 1-2 FT) in the first quarter, the most points scored in any quarter in a Finals game since Michael Jordan tallied 22 points in the fourth quarter vs. Phoenix in 1993.
- Named the inaugural Magic Johnson Western Conference Finals MVP after averaging team-highs with 23.8 points (.444 FG%, .439 3P%, .840 FT%) and 7.4 assists to go along with 6.6 rebounds per game as the Warriors defeated the Mavericks, 4-1, to advance to the 2022 NBA Finals.
- Scored in double figures in 22 games, 20-or-more in 18, 30-or-more in 11, 40-or-more in one.
- Grabbed 10-or-more rebounds in two games.
- Dished out 10-or-more assists in one game.
- Recorded three double-doubles (point/rebound - 2, point/assist - 1).
- Led team in scoring in 16 games, rebounding in one, assists in nine.
- On 6/13 vs. Boston, NBA Finals Game 5, his NBA Playoffs record 3-point streak ended at 132 consecutive games. Curry had also made at least one 3-pointer in 233 consecutive games in the regular season and playoffs combined, also an NBA record.
- In the First Round vs. Denver, appeared in five games (one start), averaging a team-leading 28.0 points (.500 FG%, .404 3P%, .744 FT%), 3.4 rebounds, 5.4 assists, 1.60 steals in 30.0 minutes per game.
- In the Semifinals vs. Memphis, appeared in six games (all starts), averaging a team-leading 26.0 points (.413 FG%, .329 3P%, .892 FT%), 4.8 rebounds, 5.8 assists in 35.7 minutes per game.
- In the Conference Finals vs. Dallas, appeared in five games (all starts), averaging a team-leading 23.8 points (.444 FG%, .439 3P%, .840 FT%), 6.6 rebounds, a team-high 7.4 assists in 34.8 minutes per game.
- Came off the bench in the first four games of the playoffs. In his career, Curry has been a reserve in six playoff games, averaging 29.7 points (.513 FG%, .387 3P%, .810 FT%) in 29.5 minutes per game. In Game 2 vs. Denver, Curry tallied a game-high 34 points (12-17 FG, 5-10 3P, 5-7 FT) in 23 minutes off the bench, becoming the first player in the shot clock era to score as many as 30 points in 23 minutes or less in a playoff game, according to the Elias Sports Bureau. The Warriors have a 5-1 all-time record when Curry comes off the bench.
- On 5/9/22 vs. Memphis, Semifinals, Game 4, became first player in NBA history to make 500 3-pointers in the playoffs (46.2 seconds left, second quarter) and finished with a game-high 32 points and game-high-tying eight assists.
- On 5/18/22 vs. Dallas, Conference Finals, Game 1, recorded first double-double of 2022 NBA Playoffs (18th career) with game-highs of 21 points and game-high 12 rebounds to go along with four assists, one steal and one block through three quarters (did not play in fourth).
- On 5/24/22 at Dallas, Conference Finals, Game 4, scored team-high 20 points, the 100th time he has scored at least 20 points in a playoff game, becoming the 16th player in NBA history to reach the century mark.
- On 6/10/22 at Boston, NBA Finals, Game 4, recorded third double-double of this year's playoffs with a 2022 Playoff-high 43 points (14-26 FG, 7-14 3P, 8-9 FT) and 10 rebounds to go along with four assists. At age 34 yrs-88 days, Curry is the second-oldest player in NBA Finals history to record a 40-point, 10-rebound game behind only LeBron James in 2020 (at age 35 yrs-284 days), according to ESPN Stats & Info. Curry became the third player in Warriors franchise history to record at least 40 points and 10 rebounds in a Finals game, joining Kevin Durant (43 points, 13 rebounds on 6/6/18) and Rick Barry (55 points, 12 rebounds on 4/18/67). Curry's 43 points was the third-most points he's scored in a playoff game in his career.

2020-21 SEASON (GOLDEN STATE)

- Appeared in 63 games (all starts), averaging a league-leading and career-best 32.0 points (.482 FG%, .421 3P%, .916 FT%), 5.5 rebounds, 5.8 assists, 1.22 steals in 34.2 minutes per game, earning First Team All-NBA honors and finishing in the top 3 in voting for the NBA Most Valuable Player Award.
- Earned his seventh career NBA All-Star appearance and won his second career Three-Point contest at NBA All-Star Weekend.
- Passed Wilt Chamberlain (17,783) as the franchise's all-time leading scorer on 4/12/21 vs. Denver (finishing the game with 53 points) and eclipsed Guy Rodgers as the Warriors all-time assists leader on 3/15/21 vs. L.A. Lakers.
- At 33 years old, became the oldest scoring champion since Michael Jordan (35 years old, 28.7 ppg in 1997-98).
- Among the league leaders, ranked first in scoring (32.0 ppg) and fifth in free throw percentage (.916 FT%)... Also led the NBA in 3-pointers made (337), the fourth-highest total in a single season in NBA history.

STEPHEN CURRY



- Scored a league-high 2,015 points, the second time in his career with at least 2,000 points in a season (2,375 in 2015-16), joining Wilt Chamberlain, Rick Barry and Chris Mullin as the only Warriors players with multiple 2,000-point seasons.
- Single-season career-highs: 32.0 points per game, 5.5 rebounds per game, field goals made (10.4) and attempted (21.7) per game, 3-point field goals made (5.3) and attempted (12.7) per game, free throws made (5.7) and attempted (6.3) per game.
- Scored a career-high 62 points (31 in each half) on 1/3/21 vs. Portland, hitting 18-of-31 from the field, 8-of-16 from 3-point range and setting new career-highs in free throws made (18) and attempted (19); the lone miss ended his franchise-record free throw streak at 80. He became the fifth player in Warriors franchise history to score 60 or more points in a game, joining Wilt Chamberlain (who did it 27 times), Rick Barry, Joe Fulks and Klay Thompson. Curry joined Kobe Bryant as the only players to score at least 30 points in each half of a game in the last 20 seasons. Curry became the first Warriors player to score at least 62 points since Rick Barry scored 64 points on March 26, 1974 vs. Portland and at age 32, is the second-oldest player in NBA history with a 60-point game, behind only Kobe Bryant, who was 37 when he scored 60 points in the final game of his career on April 13, 2016 vs. Utah.
- With 337 total threes, Curry has hit at least 300 threes in an NBA-record four seasons (James Harden in 2018-19 is the only other player to hit 300 threes in a season). Curry has hit at least 200 threes in an NBA-best eight seasons (Klay Thompson is second with seven seasons with at least 200 3-pointers).
- Had seven games with 10 or more 3-pointers, breaking his own NBA single-season record for most games with 10 or more 3-pointers, which he set with six in 2018-19.
- Set a career high and franchise record with 80 consecutive made free throws, passing Rick Barry's mark of 60-straight set in 1976.
- Made at least one 3-pointer in 125 consecutive games, the league's longest active streak (entering 2020-21, Curry had made a triple in 62 straight games) and the third-longest streak in NBA history. Curry, who holds the all-time NBA record of 157 games, is the only player with two 100-plus game 3-point streaks.
- Named the NBA Western Conference Player of the Month for April, the eighth career Player of the Month honor for Curry and the 12th time a Warrior has garnered the monthly recognition. Curry averaged an NBA-best 37.3 points to go along with 6.1 rebounds, 4.6 assists and 35.2 minutes in 15 games. He became the first player in NBA history to average 35 points while shooting 50-40-90 during a calendar month and his 96 three-point field goals were an NBA record for a single month. His 13 30-plus point games are the most in NBA history during the month of April.
- Was named Week 2 Western Conference Player of the Week after leading the Warriors to averaging 39.7 points, 6.0 rebounds and 5.0 assists per game, including a career-high 62 points on 1/3 vs. Portland.
- Named Week 17 Western Conference Player of the Week after averaging 43.8 points (.573 FG%, .545 3P%, .906 FT%), 5.8 rebounds, 5.0 assists per game in four contests, scoring 40 or more points in three of the four games (53 vs. Denver, 42 at Oklahoma City, 47 at Boston) and passing Wilt Chamberlain (17,783) as the franchise's all-time scoring leader on April 12 vs. Denver.
- Joined Ray Allen and Reggie Miller as the only players in NBA history to make at least 2,500 career 3-pointers, hitting his 2,500th 3-pointer on 12/27/20 at Chicago.
- Missed nine games in 2020-21: one game (2/20 at Charlotte) due to illness, one game (3/4 at Phoenix) due to rest, seven games (3/19-3/26, 4/2, 5/14) due to a tailbone contusion.
- On 1/23/21 at Utah, with his fourth 3-pointer, passed Reggie Miller (2,560) for the second-most 3-pointers made in NBA history.
- On 2/6/21 at Dallas, recorded a game-high 57 points (19-31 FG, 11-19 3P, 8-8 FT), two rebounds, five assists and two steals in 37 minutes, scoring 30 points in the first half.
- Hit 10 or more threes in four of five games from 4/12-19, becoming the first player in NBA history to record at least four games with 10-or-more 3-pointers in a five-game span and breaking his NBA-record of most 3-pointers in a five-game span (46; previous record was 44).
- On 4/19/21 at Philadelphia, tallied a game-high 49 points (14-28 FG, 10-17 3P, 11-12 FT), his 11th-consecutive 30-point streak, passing Kobe Bryant for the longest 30-point streak by a player 33 years or older in NBA history.
- Curry joined Wilt Chamberlain as the only Warriors to ever have a 30-point streak of at least 11 games, averaging 40.0 points (.541 FG%, .497 3P%, .903 FT%), 6.1 rebounds and 4.5 assists per game during the streak. He joined Wilt Chamberlain (28 spans) and Kareem Abdul-Jabbar (six spans) as the only players to average at least 40 points per game on 54 percent shooting from the field over an 11-game span.
- With 47 points at Boston on April 17 and 49 at Philadelphia on April 19, Curry became the first player age 33 or older to post back-to-back 45-point games since Michael Jordan had 51 points on December 29 and 45 points on December 31, 2001. The 49-point effort against the 76ers gave Stephen Curry his fifth 40-point game in the month of April, passing Kobe Bryant and Michael Jordan for the most 40-point games in a month by a player age-33 or older

STEPHEN CURRY

- Posted a streak of 10 consecutive games scoring at least 25 points and shooting at least 50 percent from the field (1/28 - 2/15/21), the first guard to do so since Michael Jordan (11 consecutive games) in 1995-96.
- Scored 20 or more points in 55 games, 30 or more in 38, 40 or more in 11, 50 or more in three, 60 or more in one.
- Recorded eight double-doubles (point/assist - 4, point/rebound - 4).
- Converted six 4-point plays (1/14 at Denver, 1/20 vs. San Antonio, 2/6 at Dallas, 2/28 at Lakers, 3/14 vs. Utah, 4/29 at Minnesota) to increase his career total to 37.
- Led team in scoring in 52 games.

2019-20 SEASON (GOLDEN STATE)

- Appeared in five games (all starts), averaging 20.8 points (.402 FG%, .245 3P%, 26-26 FT), 5.2 rebounds, 6.6 assists, 1.00 steals in 27.8 minutes per game.
- Missed a total of 60 games (the most he has ever missed in a single season in his career) - 58 due to a left hand fracture (11/1-3/3) and two due to influenza (3/7, 3/10).
- Scored in double-figures in four games, 20-or-more points in four.
- Recorded one double-double (10/28).
- On 3/5/20 vs. Toronto, his 23 points were the third-most points scored by a player in his first game back after missing at least 50 games (26, Derek Fisher and Chris Webber), according to the Elias Sports Bureau.
- Assigned and recalled later in the day from G League affiliate Santa Cruz Warriors on March 2 to practice with the team.

2018-19 SEASON (GOLDEN STATE)

- Appeared in 69 games (all starts), averaging a team-leading 27.3 points (.472 FG%, .437 3P%, .916 FT%), 5.3 rebounds, 5.2 assists, 1.33 steals in 33.8 minutes per game with the Golden State Warriors.
- Named to the 2018-19 All-NBA First Team, his third career First Team honor.
- Became the first Warrior to be named to six-straight All-NBA teams and joined Rick Barry (1965-67 and 1972-76) as the only players in franchise history to earn the award six times.
- Among the 2018-19 regular season league leaders, ranked fifth in scoring (27.3 ppg), fourth in 3-point field goal percentage (.437) and second in free throw percentage (.916).
- Scored 20 or more points in 54 games, 30 or more in 27, 40 or more in eight, 50 or more in one.
- Recorded three double-doubles (point/assist - 2, point/rebound - 1)
- Recorded one 20-point, 10-rebound double-double (3/27 at Memphis).
- Led the Warriors in scoring 37 times, assists 17 times and rebounding seven times.
- Made 10 or more 3-pointers in a game six times, setting a new NBA single-season record.
- Had seven-game streak with at least five 3-pointers in each game to start the season, a new NBA record streak to begin a season.
- On 1/11/19 vs. Chicago, passed Jason Terry (2,282) for third place on the NBA's all-time threes list.
- On 12/17/18 vs. Memphis, scored his 15,000th career point, becoming the fifth Warrior to reach the milestone.
- Earned Western Conference Player of the Week honors in Week 2 and Week 8,
- Made at least four 3-pointers in 12 consecutive games (2/10 - 3/10), the second-longest such streak in NBA history, trailing only Houston's James Harden's streak of 13-consecutive games earlier this season (12/17/18 - 1/11/19), according to the Elias Sports Bureau.
- Recorded at least 300 3-pointers in a season for the third time in career, an NBA record.
- Missed 12 games: 11 games due to a left groin strain (11/10-11/29, Warriors 5-6 in that span); one game (3/23) due to load management.

2019 NBA PLAYOFFS (GOLDEN STATE)

- Appeared in 22 games (all starts), averaging 28.2 points (.441 FG%, .377 3P%, .943 FT%), 6.0 rebounds, 5.7 assists, 1.09 steals in 38.4 minutes per game in the 2019 NBA Playoffs.
- In the NBA Finals, appeared in six games (all starts), averaging 30.5 points (.414 FG%, .343 3P%, .947 FT%), 5.2 rebounds, 6.0 assists, 1.50 steals in 41.7 minutes per game.
- Scored 20-or-more points in 19 games, 30-or-more points in 10 games, 40-or-more points once.
- Recorded one triple-double (5/20/19 at Portland).
- Among playoff leaders, ranked fourth in scoring (28.2), seventh in free throw percentage (.943) - was first in free throw percentage with a minimum of 20 free throw attempts.
- Made at least one 3-pointer in 112 consecutive playoff games, an NBA playoff record.
- His 620 total points scored represent the most points in a single postseason in franchise history.

- On 4/13/19 vs. the L.A. Clippers (Game 1 of the First Round), passed Ray Allen to become the all-time career 3-point leader in NBA Playoff history.
- After a scoreless first half on 5/10/19 at Houston (Game 6 of the Western Conference Semifinals), finished with a team-high 33 second-half points, a career high for a playoff half. Had 23 points in the fourth quarter, the most points he has scored in any quarter in career in playoffs.
- Scored 146 points in four games against Portland in the Western Conference Finals, the most in NBA history by a player in a series sweep.
- Curry's 36.5 points per game average in the Western Conference Finals marks the second-highest scoring average ever in the Western Conference Finals behind Amar'e Stoudemire's 37.0 points in 2005.
- On 5/20/19 at Portland (Game 4 of the Western Conference Finals), recorded second career playoff triple-double with game-high 37 points, 13 rebounds and 11 assists.

2017-18 SEASON (GOLDEN STATE)

- Appeared in 51 games (all starts), averaging 26.4 points (.495 FG%, .423 3P%, .921 FT%), 5.1 rebounds, 6.1 assists, 1.57 steals in 32.0 minutes per game with the Golden State Warriors.
- Named to All-NBA Third Team, becoming first Warrior to be named to five-straight All-NBA teams since Wilt Chamberlain.
- Among the 2017-18 regular season league leaders, ranked first in free throw percentage (.921).
- Named NBA Western Conference Player of the Month for January after averaging an NBA-best 29.5 points per game (.514 FG%, .463 3P%, .871 FT%), 6.7 assists, 5.1 rebounds, 1.50 steals in 34.3 minutes per game in 12 appearances.
- Named Western Conference Player of the Week in Week 12 and Week 15, both 3-0 weeks for the Warriors.
- Scored 20 or more points in 44 games, 30 or more in 17, 40 or more in three and led team in scoring in 24 games.
- Recorded five double-doubles (points/assists - 4, points/rebounds - 1).
- Hit 52 consecutive free throws to begin the season (54-straight dating back to the previous season), a streak that ended on 10/19/17 vs. Detroit.
- Became the eighth player in NBA history to make 2,000 career 3-pointers on 12/4/17 at New Orleans, playing in the least amount of games (597) to reach milestone.
- On 11/24/17 vs. Chicago, scored 26 points of his 33 points in the second quarter, his highest single quarter point total of the season.
- Tallied 13 of his 28 points in overtime on 11/29/17 at the L.A. Lakers, the most points he has scored in a regular season overtime period and the most in the last 20 seasons in Warriors franchise history.
- Hit the game-winning three-pointer with 3.0 seconds left on 1/3/18 at Dallas.
- Became the first player in NBA history to have six seasons with at least 200 3-pointers, doing so in six-straight campaigns.
- Scored a season-high 49-points vs. Boston on Jan. 27, including 33 points in the second half.
- Missed a total of 31 games due to injury: one (11/13) due to a right thigh contusion; one (11/27) due to a right hand contusion; 11 games (12/6-12/29) due to a sprained right ankle; two (1/10, 1/12) due to a sprained right ankle; six (3/9-3/19) due to a tweaked right ankle; final 10 games (3/25-4/8) of the 2017-18 regular season due to a left MCL sprain.

2018 NBA PLAYOFFS (GOLDEN STATE)

- Appeared in 15 games (14 starts), averaging 25.5 points (.451 FG%, .395 3P%, .957 FT%), 6.1 rebounds, 5.4 assists, 1.73 steals in 37.0 minutes per game.
- Among playoff league leaders, ranked eighth in scoring, tied eighth in steals per game, second in free throw percentage (.957).
- Became the eighth player with three titles and multiple MVPs, joining Kareem Abdul-Jabbar, Bill Russell, Michael Jordan, LeBron James, Magic Johnson, Larry Bird and Tim Duncan.
- Scored 20-or-more points in 11 games, 30-or-more in three games.
- Made 22 3-pointers in the Finals, setting a new record for any four-games playoff series... Curry holds the NBA record for the most 3-pointers in a four-game Finals (22 in 2018), five-game Finals (19 in 2017), six-game Finals (25 in 2015) and seven-game Finals (32 in 2016).
- On 6/3/18 vs. Cleveland (Game 2 of the NBA Finals), set new NBA Finals single-game records with nine 3-pointers made and 17 3-point field goals attempted, breaking Ray Allen's record of eight 3-pointers made in the 2010 NBA Finals and his own record of 15, twice, respectively.

STEPHEN CURRY

2016-17 SEASON (GOLDEN STATE)

- Appeared in 79 games (all starts), averaging 25.3 points (.468 FG%, .411 3P%, .898 FT%), 4.5 rebounds, 6.6 assists, 1.80 steals in 33.4 minutes per game with the Golden State Warriors.
- Named to the All-NBA Second Team in 2016-17, his fourth career All-NBA honor... Became the first Warrior to be named to four-straight All-NBA teams since Chris Mullin from 1988-89 to 1991-92.
- Named a starter on the 2017 Western Conference All-Star Team, earning his fourth career All-Star selection.
- Became the first Warrior to lead the team in points per game in five-straight seasons since Rick Barry did so in six-straight seasons from 1972-73 to 1977-78.
- Made 13 three-pointers on 11/7/16 vs. New Orleans, setting a new NBA single-game record for threes made in a game and breaking the previous record of 12 that he had shared with Kobe Bryant and Donyell Marshall (Klay Thompson broke that record with 14 on 10/29/18 at Chicago)... Scored a season-high 46 points in that contest.
- Connected on 324 three-pointers in 2016-17, leading the NBA in 3-pointers made for the fifth-straight season, an NBA-best and his second-straight season hitting at least 300 threes.
- Recorded two games with double-digit 3-pointers.
- Scored 20-plus points in 16-straight games (1/2/17-2/4/17). Scored 20 or more points in 62 games, 30 or more in 19, 40 or more in five.
- Recorded nine double-doubles (point/assist - 8; point/rebound - 1)... Notched seven 20/10 games, two 30/10 games and one 40/10 game.
- Did not appear in the fourth quarter 25 times (in games in which he played).
- Along with Kevin Durant, named NBA Western Conference Player of the Month for games played in January... Marked his franchise-record sixth career Player of the Month honor, averaging 27.8 points (fourth in the Western Conference), 6.9 assists, 4.5 rebounds and 1.46 steals in 34.2 minutes per game over 13 games in January.
- Named Western Conference Player of the Week three times (games played from March 27 - April 2, Jan. 30 - Feb. 5 and Jan. 2 - 8).
- On 4/5/17 at Phoenix, tallied a 40-point/10-assist game (second career), scoring 42 points to go with 11 assists, his fifth 40-point effort of the season.
- On 4/2/17 vs. Washington, recorded his fourth 40-point game of the season with 42 points on 15-of-22 from the field (9-of-14 from three) to go with eight assists.
- On 3/10/17 at Minnesota, passed his father, Dell Curry (12,670 career points), for 210th on the NBA's all-time scoring list, finishing the game with 12,682 career points.
- On 1/16/17 vs. Cleveland, connected on a three-pointer in his 100th consecutive regular-season home game, becoming the second player in NBA history to hit at least one three-pointer in 100-straight regular-season home games, joining Kyle Korver.
- On 12/7/16 at the L.A. Clippers, swiped a career-high-tying seven steals.
- On 11/9/16 vs. Dallas, started against his brother, Seth Curry, marking the first time in four NBA games against each other that the Curry brothers started in the same game.
- Missed three games due to injury or illness: one game due to a left knee contusion (4/8); one game due to rest (3/11); one game due to stomach flu (1/29).

2017 NBA PLAYOFFS (GOLDEN STATE)

- Appeared in 17 games (all starts), averaging 28.1 points (.484 FG%, .419 3P%, .904 FT%), 6.7 assists, 6.2 rebounds and a playoff career-high 2.00 steals in 35.4 minutes per game.
- Became the franchise's all-time scoring leader on 5/20/17 at San Antonio, passing Rick Barry (1,776 career points).
- Scored 20-or-more points in 15 games, 30-or-more points in seven, 40-or-more in one.
- In the NBA Finals against Cleveland, averaged 26.8 points, 9.4 assists and 8.0 rebounds in 37.7 minutes over five games.
- On 6/4/17 vs. Cleveland (Game 2 of the NBA Finals), recorded his first career postseason triple-double with 32 points, 10 rebounds and a 2017 postseason-high 11 assists, marking the second triple-double ever by a Warriors player in The Finals (Draymond Green).
- On 6/4/17 vs. Cleveland, connected on all 10 of his free throws in the first quarter, tying the NBA Finals record for most free throws made in a frame in a Finals game (Paul Pierce at the L.A. Lakers on 6/15/08) and matching the Warriors' franchise record for most free throws made in any postseason quarter (Sarunas Marciulionis at Seattle on 4/28/92).
- On 6/1/17 vs. Cleveland (Game 1 of the NBA Finals), joined Ray Allen, Reggie Miller, LeBron James and Manu Ginobili as the only players in NBA history to hit at least 300 career postseason three-pointers.
- Connected on 21 3-pointers in the Western Conference Finals series against San Antonio (21-of-45 3P), surpassing his record for most threes made in NBA postseason history in a four-game series (previous: 20 threes in the 2015 First Round vs. New Orleans).

2015-16 SEASON (GOLDEN STATE)

- Appeared in 79 games (all starts), averaging a league-leading and career-high 30.1 points (career-high .504 FG%, .454 3P%, .908 FT%), 5.4 rebounds, 6.7 assists, a league-leading 2.14 steals in 34.2 minutes per game with the Golden State Warriors.
- Unanimous selection for the 2015-16 NBA Most Valuable Player Award, the first player in the 61-year history of the award to garner every first-place vote, becoming the 11th player in league history to win the award in consecutive seasons.
- Only player to earn a unanimous selection to the All-NBA First Team in 2015-16, earning his third career All-NBA honor and second-straight unanimous First Team selection.
- Finished fourth in Most Improved Player voting (seven first-place votes), becoming the first reigning MVP to place in the top 10 in Most Improved Player voting the following year.
- Led the NBA in scoring (30.1 points per game), becoming the first Warrior to lead the league in scoring since Rick Barry in 1966-67 (35.6 points per game)... Joined Barry and Wilt Chamberlain as the only Warriors to average at least 30 points in a single season.
- Shot 50.4 percent from the field, 45.4 percent from three-point range and a league-best 90.8 percent from the free throw line in 2015-16, becoming just the seventh player in league annals to hit at least 50 percent from the field, 40 percent from three-point range and 90 percent from the free throw line and just the second player to post a 50/45/90 season (Steve Nash).
- Became the first guard to average 30 points on at least 50 percent shooting from the field since Michael Jordan in 1991-92, scoring 30 points per game in 34.2 minutes per game, the fewest minutes of any 30-point scorer in NBA history (previous: George Gervin averaged 32.3 points in 35.7 minutes during the 1981-82 season).
- Increased his scoring average by 6.3 points over his 2014-15 average (23.8), the highest year-over-year scoring increase of any reigning MVP in league history (previous: Larry Bird's 4.5-point increase to 28.7 points in 1984-85 from 24.2 points in his MVP campaign in 1983-84).
- Became the first player in NBA history to hit 400 three-pointers in a single season, finishing the campaign with an NBA-record 402 threes... Led the NBA in three-pointers for the fourth-straight season.
- Became the first player in NBA history to hit 300 threes in a single season... Is the first player in NBA history to hit at least 200 three-pointers in four consecutive seasons.
- Recorded four games with double-digit three-pointers, a then-NBA record for most games with 10-plus threes in a single season.
- Hit a three-pointer in an NBA-record 152 consecutive regular-season games (dating back to the 2014-15 season) and 191-straight including the postseason, which is also an NBA record... Set an NBA-record by hitting a three in 113-straight regular-season road games (dating back to the 2013-14 season).
- Led the NBA in free throw percentage (.908) for the second-straight season (third overall) and led the league in steals (2.14)... Finished second in three-point percentage (.454).
- Recorded single-season career-high totals in points (2,375), field goals made (805), rebounds (430) and steals (169).
- Became only the second player in NBA history to tally at least 2,000 points, 200 three-pointers, 500 assists and 150 steals in a single season, joining Houston's James Harden in 2014-15.
- Tallied a league-high 40 30-point games, a league-high 13 40-point games and a league-high three 50-point games.
- Recorded nine 20-point/10-assist games... Logged four 30-point/10-assist games.
- Tallied two triple-doubles (seven career).
- Shot 4-of-14 (.286) from 40-plus feet and 21-of-45 (.467) from 30-plus feet.
- Became the sixth player in Warriors history to score 2,000 points in a single season, joining Wilt Chamberlain, Rick Barry, Purvis Short, Chris Mullin and Antawn Jamison in Golden State's 2,000-point club (first since Jamison in 2000-01).
- Earned his fifth Western Conference Player of the Week Award of the season (franchise-record seventh career weekly honor) for games played from 3/7-3/13/16, leading the Warriors to a 4-0 week.
- Became the first player in NBA history to hit 300 threes in a single season, doing so in his 59th game of the season on 3/7/16 vs. Orlando... Recorded the second 40-point/10-rebound game of his career in that contest, finishing with 41 points and 13 rebounds in 37 minutes.
- Earned Western Conference Player of the Month honors in February, becoming the first player in franchise history to earn the award twice in a single season with his fifth career monthly honor... Averaged 36.7 points (.549 FG%, .536 3P%), 7.3 assists, 5.6 rebounds and 1.90 steals per game in a 9-1 month, the first player to average over 36 points in a calendar month since Kobe Bryant in March 2007.
- Scored 40-plus points in a career-best three-straight games (2/24-2/27), the first Warrior to score 40-plus in three-straight games since Rick Barry in 1967.

STEPHEN CURRY

- Earned his fourth Western Conference Player of the Week Award of the season for games played on 2/22-2/28, leading the Warriors to a 4-0 week while averaging 43.8 points (.608 FG%, .611 3P%), 7.3 assists, 5.8 rebounds and 1.50 steals in 35.8 minutes per game... Became the first player to average at least 43 points on better than 60 percent shooting over a four-game period since Michael Jordan did so from 3/26/90-4/1/90.
- On 2/27/16 at Oklahoma City, with 12 3-point field goals made, set a new franchise record and tied the NBA single-game record held by Kobe Bryant and Donyell Marshall for the most 3-point field goals made in a game... Also broke his own record for most 3-pointers made in a single season, hitting his 287th three in the season's 58th game (his 56th)... His 12th three-pointer, which was from 37 feet with 0.6 seconds remaining, was the game-winning shot, his fifth career game-winning shot in the game's final three seconds... Became the first player in NBA history to hit at least 10 threes in back-to-back games.
- On 2/25/16 at Orlando, hit a three in his 128th consecutive regular-season game, breaking Kyle Korver's record for the longest three-point streak in NBA history... Tallied his third 50-point game of the season in that contest, scoring 51 points and hitting a career-high 20 field goals... Connected on 10 three-pointers, becoming the first player ever to record four career double-digit three-point games... Became the first player in NBA history to record a 50-point game with one or fewer free throw attempts... Became the first Warrior to tally three 50-point games in a single season since Rick Barry in 1973-74.
- Earned his third consecutive All-Star Game start, finishing second in overall voting behind only Lakers guard Kobe Bryant... Became just the third player in franchise history to start in three-straight All-Star Games and the first since Rick Barry from 1974-76... Scored 26 points in the 2016 All-Star Game, the most by a Warrior since Rick Barry scored 38 points in the 1967 All-Star Game... Joined Draymond Green and Klay Thompson to give the Warriors three players in the All-Star Game for the first time since 1976, when Rick Barry, Phil Smith and Jamaal Wilkes all represented Golden State at the league's annual showcase.
- Appeared in his fifth career Three-Point Contest at All-Star Weekend in Toronto, finishing runner-up to backcourt mate Klay Thompson.
- On 2/3/16 at Washington, scored 51 points while hitting 19 field goals (11 three-pointers), including 25 first-quarter points on 7-of-8 (.875) from three, becoming the first player in NBA history to hit 11 threes in multiple games.
- On 1/25/16 vs. San Antonio, scored his 10,000th career point, becoming the ninth player in franchise history to reach the 10,000-point threshold for his career.
- On 12/28/15 vs. Sacramento, tallied his sixth career triple-double (first of the season) with 23 points, a career-high 14 rebounds and 10 assists in just 30 minutes.
- Named Western Conference Player of the Week for games played from 11/30-12/6, leading the Warriors to a 4-0 week by scoring 34.5 points (.608 FG%, .605 3P%) in 34.5 minutes per game.
- With 40 points on 12/2/15 at Charlotte and 44 points on 12/5/15 at Toronto, became the first Warrior to post back-to-back 40-point games since Antawn Jamison recorded consecutive 50-point games from 12/3/00-12/6/00.
- On 12/2/15 at Charlotte, matched his career-best single-quarter scoring total with 28 points on 10-of-11 (.909) shooting from the field (5-of-5 from three) en route to his sixth 40-point game of the season, scoring 24-straight points in the last 7:26 of the quarter.
- Named Western Conference Player of the Month for games played in October/November, averaging 31.6 points, 6.0 assists, 5.2 rebounds and 2.53 steals over that span while leading the Warriors to a perfect 19-0 record.
- Named Western Conference Player of the Week for games played from 11/16-11/22, leading the Warriors to a 4-0 week with averages of 30.8 points, 6.0 assists, 5.5 rebounds and 3.00 steals in 35.5 minutes per game.
- Scored at least 20 points in each of the team's first 14 games, the longest such streak by a Warrior to open a season since Chris Mullin in 1989-90 (18 games).
- On 11/19/15 at the L.A. Clippers, recorded game-highs of 40 points and 11 rebounds for his first career 40-point/10-rebound game, becoming the first Warrior to do so since Jason Richardson in 2005.
- Named Western Conference Player of the Week for the opening week of the season after leading the Warriors to a 3-0 start with averages of 39.3 points (.588 FG%, .486 3P%, .955 FT%), 7.3 assists, 5.7 rebounds and 2.33 steals in 32.9 minutes per game.
- On 10/31/15 at New Orleans, scored 53 points in 36 minutes, including a career-best quarter with 28 points in the third frame and a career-best half with 38 points in the second half, joining him with Wilt Chamberlain and Rick Barry as the only players in franchise history with at least three career 50-point performances.
- In the season opener on 10/27/15 vs. New Orleans, scored 40 points, joining Wilt Chamberlain (1959-60 MVP) and Kareem Abdul-Jabbar (1971-72) as the only reigning MVPs to score at least 40 points in the following season's opener.
- Missed three games due to injury: two games with a bruised left lower leg; one game with a left ankle injury.

2016 NBA PLAYOFFS (GOLDEN STATE)

- Appeared in 18 postseason games (17 starts), averaging 25.1 points (.438 FG%, .404 3P%, .916 FT%), 5.5 rebounds, 5.2 assists and 1.44 steals in 34.1 minutes per game.
- Scored 20-or-more points in 12 games, 30-or-more points in six, 40-or-more points in one.
- Recorded three double-doubles (eight career) - three 20/10 games (seven career) and one 30/10 game (four career) in the postseason.
- Set the NBA record for three-pointers made in a Finals series with 32 three-pointers (32-of-80 3FG), matching the NBA record he set in the previous round (32 in the Western Conference Finals) for most three-pointers made in any playoff series.
- Scored 36 points on 5/30/16 vs. Oklahoma City (Game 7 of the Western Conference Finals), the most points scored by a Warrior in a Game 7 since Wilt Chamberlain scored 39 points in Game 7 of the 1964 Western Division Finals vs. St. Louis on 4/16/64... His seven threes were the most 3-pointers made in a Game 7 in NBA history.
- On 5/16/16 vs. Oklahoma City (Game 1 of the Western Conference Finals), hit a 3-pointer in his 45th consecutive playoff game to break Reggie Miller's all-time postseason 3-point streak... Became the franchise's all-time postseason assists leader in that contest, passing Rick Barry for the top spot.
- On 5/9/16 at Portland (Game 4 of the Western Conference Semifinals), returned from a four-game absence as a reserve and scored 40 points, the most by a Warriors reserve in a playoff game since at least 1970-71 when starters were first tracked... Scored 17 points in the overtime period, an NBA record for most points scored in overtime (regular-season or postseason).
- Missed six games due to injury: four due to a right knee MCL sprain, two games due to a right ankle injury.

2014-15 SEASON (GOLDEN STATE)

- Appeared in career-high-tying 80 games (all starts), averaging 23.8 points (.487 FG%, .443 3P%, NBA-leading .914 FT%), 4.3 rebounds, 7.7 assists, 2.04 steals in 32.7 minutes per game with the Golden State Warriors.
- Named the 2014-15 NBA Most Valuable Player, becoming the second player in Warriors history to be named MVP -- and the first in the team's West Coast Era (since 1962-63) -- joining Wilt Chamberlain, who earned the honor as a rookie with the Philadelphia Warriors in 1959-60.
- Unanimous First Team All-NBA selection, becoming the first Warrior to be named to the First Team since Latrell Sprewell in 1993-94... Joined on the All-NBA Team by backcourt mate Klay Thompson (Third Team), making the pair the first backcourt duo to receive All-NBA honors since Seattle's Gus Williams and Dennis Johnson both made the Second Team in 1979-80.
- Among 2014-15 regular season league leaders, ranked first in free throw percentage (.914), first in plus/minus (+11.5), first in Net Rating (17.0), third in three-point percentage, fourth in steals, sixth in scoring and sixth in assists.
- Led the NBA in three-pointers for the third-straight season, the first player to lead the league in the category in three consecutive campaigns.
- Hit 200-plus threes for a third-straight season, joining Ray Allen (five seasons) as the only players to hit at least 200 threes in at least three different seasons.
- Set a then-NBA-record with 286 threes in 2014-15, breaking his own mark of 272 threes set in 2012-13.
- Scored 30-or-more points in 17 games, 40-or-more points in three, 50-or-more in one.
- Recorded 23 double-doubles, 16 20/10 games, six 30-point/10-assist games and one 40-point/10-assist game.
- The Warriors had a 14-1 record when Curry recorded 20 points and 10 assists.
- On 4/9/15 vs. Portland, recorded his first career 40-point/10-assist game with 45 points on 17-of-23 (.739) shooting to go with 10 assists, the first regular season 40-point/10-assist game by a Warrior since Baron Davis on 4/5/05.
- Hit 52 consecutive free throws without a miss, then a career-long streak (3/9-4/4/15).
- On 2/4/15 vs. Dallas, scored a season-high 51 points, then his highest scoring output at home in his career and second career 50-point game... Became the sixth player in franchise history to record multiple 50-point games in his career.
- Was the NBA's leading vote-getter for the NBA All-Star Game, receiving 1,513,324 votes in being named a starter on the Western Conference All-Star team for a second consecutive season... Became the first Warrior since Rick Barry in 1976 to lead the league in All-Star voting and the first since Chris Mullin (1991 and 1992) to start in consecutive All-Star games.
- Won the Three-Point Contest at NBA All-Star Saturday Night with a then-event record score of 27, making 13 consecutive threes in the final round... Marked his fourth career appearance at the event.
- On 1/7/15 vs. Indiana, became the fastest player in NBA history to hit 1,000 career threes... Playing in his 369th game, reached the 1,000 milestone in 88 fewer games than Dennis Scott, who had previously been the fastest (457 games).
- On 12/2/14 vs. Orlando, hit the game-winning three-pointer with 2.2 seconds remaining (his fourth career game-winner), giving the Warriors a one-point win.

STEPHEN CURRY

- Named Western Conference Player of the Month for games played in October/November, his third career monthly award, posting averages of 23.8 points, 7.8 assists, 5.3 rebounds and 1.94 steals in 32.4 minutes over 16 games during the season's opening month.
- Named Western Conference Player of the Week for the first time in his career for games played 11/3-11/9, averaging 30.0 points, 7.3 assists, 6.0 rebounds and 3.3 steals during the week... Marked the first time in franchise history that two different Warriors earned the honor in consecutive weeks after Klay Thompson won the award a week prior.
- Missed two games: one game due to rest; one game due to right foot soreness.

2015 NBA PLAYOFFS (GOLDEN STATE)

- Appeared in 21 games (all starts), averaging a playoff career-high 28.3 points (.456 FG%, .422 3P%, .835 FT%), 5.0 rebounds, 6.4 assists and 1.86 steals in 39.3 minutes per game.
- Hit 98 3-pointers in the 2015 Playoffs, breaking Reggie Miller's NBA record for threes in a single postseason (58 set in 2000).
- Scored 30-or-more points in nine games, 40-or-more points in two.
- Became the fifth player in franchise history to reach the 1,000-point mark for his postseason career, joining Rick Barry, Wilt Chamberlain, Paul Arizin and Jeff Mullins.
- Became the first player in NBA Finals history to hit at least seven threes in multiple games in a single Finals series.
- Joined Wilt Chamberlain, Rick Barry, Paul Arizin and Chris Mullin as the only players in Warriors history to post multiple 40-point games in their postseason careers.
- Made 25 3-pointers in the NBA Finals against Cleveland, setting the NBA record for most threes made in a six-game Finals series.
- Hit 27 3-pointers in the Western Conference Finals against Houston, setting the NBA record for most threes made in a five-game series.
- Became the first Warrior to record multiple 40-point games in a single postseason since Rick Barry in 1976.
- Scored at least 30 points in four-straight postseason games (5/15-5/23), becoming the first Warrior to string together four-straight 30-point games in the playoffs since Rick Barry in 1967.
- Hit 26 three-pointers in the Western Conference Semifinals against Memphis, breaking his own NBA record for most three-pointers made in a six-game series.
- Hit 20 3-pointers in the First Round against New Orleans, an NBA record for most three-pointers made in a four-game series.
- On 4/23 at New Orleans (Game 3 of the First Round), hit the game-tying 3-pointer with 2.8 seconds remaining to force overtime.

2013-14 SEASON (GOLDEN STATE)

- Appeared in 78 games (all starts), averaging 24.0 points (.471 FG%, .424 3P%, .885 FT%), 4.3 rebounds, career-high 8.5 assists, 1.64 steals in 36.5 minutes per game with the Golden State Warriors.
- Earned All-NBA Second Team honors, becoming the first Warriors player named to the All-NBA First or Second Team since 1993-94.
- Among the 2013-14 regular season league leaders, ranked seventh in scoring (24.0), eighth in 3-point field goal percentage (.424) and tied fifth in free throw percentage (.885).
- Became the franchise's career three-point leader, passing Jason Richardson's mark of 700 career threes in a Warriors uniform.
- Led the league in 3-pointers made for a second consecutive season with 261, becoming the first player since Ray Allen in 2001-02 and 2002-03 to lead the league in threes in back-to-back seasons.
- Led the league in 30-point/10-assist games (10) and 20-point/10-assist games (18) while becoming the first player in Warriors history to tally four 30-point/15-assist games in a season, the most in a single season by any player since John Stockton had four in 1989-90.
- With a single-season career-high four triple-doubles, tied for second in the NBA in triple-doubles and was the most by a Warrior in a single season since Wilt Chamberlain had five in 1963-64.
- Named Western Conference Player of the Month for April after averaging 26.4 points, 9.9 assists, 3.6 rebounds and 2.38 steals in 36.0 minutes over eight games, joining Chris Mullin as the only players in franchise history to receive the NBA's monthly honor twice in their careers (also April 2013).
- On 4/6/14 vs. Utah, tallied 31 points and a career-high-tying 16 assists in just 29 minutes to become the first player in NBA history to post a 30/15 game in fewer than 30 minutes.
- On 4/1/14 at Dallas, hit his third career game-winner (in the game's final three seconds) with 0.1 second remaining in overtime.

STEPHEN CURRY



- On 2/28/14 at New York, recorded his fourth career triple-double with 27 points, 11 rebounds and 11 assists in 30 minutes to become just the fifth player (second visiting) to post a 50-point game (54 points on 2/27/13) and a triple-double in separate games at Madison Square Garden since it was moved to its present location in 1968.
- Named the Warriors' first All-Star Game starter since Latrell Sprewell in 1995, starting and playing in his first All-Star Game on 2/16/14 in New Orleans, finishing with 12 points and 11 assists in 28 minutes to record the first point/assist double-double ever by a Warrior in the All-Star Game... Was the first Warrior to lead his position group in voting since Rick Barry led all Western Conference forwards in 1976.
- At NBA All-Star Weekend, participated in the Three-Point Contest for the third career time... Appeared in the Shooting Stars competition alongside his father, Dell, becoming the first Warrior ever to take part in that event.
- On 11/4/13 at Philadelphia, became the first player to record a triple-double in under 30 minutes on the road since Portland's Damon Stoudamire on 4/6/01 at Golden State.
- Scored 30-or-more points in 23 games, 40-or-more in three.
- Recorded a single-season career-high 28 double-doubles.
- Missed four games: one game with a left ankle bone bruise; two games with a mild concussion; one game due to rest.

2014 NBA PLAYOFFS (GOLDEN STATE)

- Appeared in seven postseason games (all starts), averaging 23.0 points (.440 FG%, .386 3P%, .881 FT%), a postseason career-high 8.4 assists, 3.6 rebounds and 1.71 steals in a playoff career-high 42.3 minutes per game.
- On 5/3/14 at the L.A. Clippers (Game 7 of the First Round), made a career-high 16 free throws on 16 attempts, tying a Warriors playoff record held by Chris Mullin on 5/13/89 vs. Phoenix while setting the club record for most free throws made without a miss in a postseason game.
- On 4/27/14 vs. the L.A. Clippers (Game 4 of the First Round), connected on seven threes, including five in the first quarter to tie a Warriors postseason quarter record.
- On 4/24/14 vs. the L.A. Clippers (Game 3 of the First Round), dished out a postseason career-high 15 assists to become the first Warrior to dish out 15 assists in a playoff game since Tim Hardaway totaled 20 helpers on 5/14/91 at the L.A. Lakers.

2012-13 SEASON (GOLDEN STATE)

- Appeared in 78 games (all starts), averaging 22.9 points (.451 FG%, .453 3P%, .900 FT%), 4.0 rebounds, 6.9 assists, 1.62 steals in 38.2 minutes per game with the Golden State Warriors.
- Among the 2012-13 regular season league leaders, ranked seventh in scoring (22.9), tied 15th in assists (6.9), third in 3-point field goal percentage (.453), tied for second in free throw percentage (.900), seventh in minutes (38.2).
- Set a then-NBA-record with 272 3-pointers, eclipsing the previous mark set by Ray Allen (269 in 2005-06) and doing so on 53 less attempts than Allen did with the Seattle SuperSonics.
- Broke the Warriors' single-season franchise record for 3-pointers, previously held by Dorell Wright (194) in 2010-11, by 78 threes.
- Became the only player in NBA history to hit 250 3-pointers and dish out 500 assists in a single season and the only player to average at least 3.0 threes and 6.0 assists in a single season.
- Became the first player in NBA history to hit 45.0 percent-or-better from 3-point range while attempting at least 7.0 threes per game.
- Became the second player in league history to hit 200-or-more threes on 45 percent-or-better shooting, joining Glen Rice, who did so in 1995-96.
- Scored 20-or-more points in 54 games, 30-or-more points in 14, 40-or-more in two and 50-or-more in one.
- Earned Western Conference Player of the Month honors for the month of April, his first career monthly honor, averaging 25.4 points, 8.1 assists, 3.9 rebounds and 2.13 steals in eight games in the final month of the season to become the third Warrior ever to win the award, joining Chris Mullin (November 1990 & January 1989) and Bernard King (January 1981).
- On 2/27/13 at New York, scored a career-high 54 points on 11-of-13 (.846) shooting from 3-point range to become the first player in NBA history to score 50-plus points while hitting 10-plus three-pointers in a game... His 54-point effort was the highest in the league in 2012-13 and the most scored by a Warrior since Purvis Short tallied 59 points on 11/17/84 vs. New Jersey (only Short, Wilt Chamberlain, Rick Barry and Joe Fuiks have recorded higher scoring games in Warriors history)... Became the 13th player in NBA history to put together a 50-point game at Madison Square Garden and just the third visiting player to score at least 54 points at MSG since it re-opened in 1968 at its present location, joining Kobe Bryant (61 points) and Michael Jordan (55 points).
- Hit 17 3-pointers in his second career appearance at the Three-Point Contest at All-Star Weekend in Houston, but was eliminated in the first round.

STEPHEN CURRY

2013 NBA PLAYOFFS (GOLDEN STATE)

- Appeared in 12 playoff games (all starts), averaging 23.4 points (.434 FG%, .396 3P%, .921 FT%), 3.8 rebounds, 8.1 assists, 1.67 steals in 41.4 minutes per game. . . Became the second Warrior to average at least 23 points and eight assists in a single postseason (Tim Hardaway in 1991).
- Among the playoff league leaders, ranked fifth in scoring and second in assists.
- Scored 20-or-more points in eight games, 30-or-more in three, 40-or-more in one.
- His 42 three-pointers in the playoffs were the most by a Warrior in a single postseason, eclipsing Jason Richardson's mark of 29 threes in the 2007 NBA Playoffs.
- On 5/6/13 at San Antonio (Game 1 of the Western Conference Semifinals), tallied 44 points and 11 assists in a franchise playoff-record 58 minutes, becoming the first player with at least 44 points and 11 assists in a playoff game since Michael Jordan did so on 5/13/90 at Philadelphia and the first 40/10 game by a Warrior in the playoffs since Eric "Sleepy" Floyd tallied 51 points and 10 assists on 5/10/87 vs. the L.A. Lakers.
- Made his NBA playoff debut on 4/20/13 at Denver (Game 1 of the First Round).

2011-12 SEASON (GOLDEN STATE)

- Appeared in 26 games (23 starts), averaging 14.7 points (.490 FG%, .455 3P%, .809 FT%), 3.4 rebounds, 5.3 assists, 1.50 steals in 28.2 minutes per game with the Golden State Warriors.
- Among the 2011-12 regular season league leaders, tied for second in 3-point field goal percentage (.455).
- Scored in double figures in 19 games, 20-or-more points in seven, 30-or-more points in three.
- Dished out 10-or-more assists three times (all double-doubles).
- Recorded three double-doubles, including two 20-point/10-assist games.
- Missed 40 games due to injury: 28 games with a sprained right ankle and subsequent surgery on the ankle, performed on 4/25, nine games with a sprained right ankle, three games with a strained tendon in his right foot.

2010-11 SEASON (GOLDEN STATE)

- Appeared in 74 games (all starts), averaging 18.6 points (.480 FG%, .442 3P%, .934 FT%), 3.9 rebounds, 5.8 assists, 1.47 steals in 33.6 minutes per game with the Golden State Warriors.
- Among the 2010-11 regular season league leaders, ranked first in free throw percentage (.934), third in 3-point field goal percentage (.442).
- Set a new Warriors single season record with free throw percentage of 93.4 percent (212-of-227 FT), surpassing the previous mark of 92.4 percent set by Rick Barry in 1977-78. . . Became first Warriors player to lead the NBA in free throw percentage since Mark Price shot 90.6 percent from the charity stripe in 1996-97.
- Became the first player in NBA history to shoot better than 45 percent from the field, 40 percent from 3-point range and 85 percent from the line in each of his first two NBA campaigns.
- Scored 20-or-more points in 35 games, 30-or-more points in seven.
- Dished out 10-or-more assists six times.
- Recorded five double-doubles (point/assist - 4, point/rebound - 1).
- Won the Taco Bell Skills Challenge at NBA All-Star Saturday Night in Los Angeles, completing the obstacle course in 28.2 seconds.
- Played for the Sophomore squad in the T-Mobile Rookie Challenge at NBA All-Star in Los Angeles.
- Missed eight games due to a sprained right ankle.

2009-10 SEASON (GOLDEN STATE)

- In rookie season, appeared in career-high-tying 80 games (77 starts), averaging 17.5 points (.462 FG%, .437 3P%, .885 FT%), 4.5 rebounds, 5.9 assists, 1.90 steals in 36.2 minutes per game as a rookie with the Golden State Warriors.
- Finished runner-up for the NBA Rookie of the Year Award and was unanimous First Team All-Rookie selection, becoming the first Warriors player since Jason Richardson in 2001-02 to earn All-Rookie First Team honors.
- Connected on 166 3-pointers, which were the most ever by a rookie in NBA history.
- Among 2009-10 regular season league leaders, ranked third in steals (1.90), seventh in 3-point field goal percentage (.437), ninth in free throw percentage (.885).
- Became the only rookie in NBA history to shoot at least 45 percent from the field, 40 percent from 3-point range and 85 percent from the free throw line for a season (minimum 100 FTM and 100 3FGM).
- Among rookies, ranked first in assists, first in steals, first in three-point percentage, first in free throw percentage, second in scoring, second in minutes, eighth in rebounding and 10th in field goal percentage.
- Named Western Conference Rookie of the Month three times (January, March and April), becoming the only Western Conference rookie to win the award three times in 2009-10.

STEPHEN CURRY



- From January 1 until the end of the season (49 games), averaged 21.1 points, 4.9 rebounds, 6.8 assists and 1.94 steals in 38.9 minutes per game... Scoring average ranked tops among all rookies from January 1 through the end of the season.
- Scored 20-or-more points in 27 games, 30-or-more points in eight, 40-or-more points in one.
- Recorded the most 30-point games by any rookie in 2009-10 and the third-most by a rookie since Tim Duncan had eight in 1998 (LeBron James had 13 and Carmelo Anthony had 10 in 2003-04).
- Recorded five 30-point/10-assist games, which tied Michael Jordan for the second-most 30-point/10-assist games by a rookie (Oscar Robertson ranked first with 25)... No other rookie posted one 30/10 game in 2009-10.
- On 4/14/10 at Portland, scored a season-high 42 points to go with nine rebounds and eight assists in the season finale.
- Participated in the Three-Point Contest during All-Star Weekend at Cowboys Stadium in Dallas and placed second behind Paul Pierce of the Boston Celtics... Also played in the Rookie Challenge and posted 14 points (6-of-11 FG) in 23 minutes in a winning effort for the Rookies.
- On 2/10/10 vs. the L.A. Clippers, became just the sixth rookie in NBA history to post a 35-point, 10-assist, 10-rebound game when he registered 36 points, 13 assists and 10 rebounds in his first career triple-double... Only other rookies to accomplish this feat were Michael Jordan, Oscar Robertson, Jerry West, Elgin Baylor and Jason Kidd.
- On 1/5/10 at Denver, shot a perfect 6-of-6 from 3-point range, tying the Warriors' all-time franchise record for most made 3-pointers without a miss in one game.
- Missed two games with a sprained left ankle.

USA BASKETBALL

- Starting guard for the 2014 USA Men's Basketball National Team that posted a perfect 9-0 record en route to the gold medal at the 2014 FIBA Basketball World Cup in Spain... In nine games, averaged 10.7 points, 2.8 rebounds, 2.9 assists and 1.22 steals.
- Member of the 2010 USA Men's Basketball National Team that went 9-0 and won the gold medal at the 2010 FIBA World Championships in Turkey... Appeared in eight of Team USA's games during the World Championships, averaging 4.6 points, 1.4 rebounds and 2.1 assists in 10.6 minutes per contest.

COLLEGE CAREER NOTES (DAVIDSON)

- Appeared in 104 games over three seasons at Davidson, averaging 25.3 points, 4.5 rebounds, 3.7 assists and 32.6 minutes, shooting 46.7 percent from the field, 41.2 percent from three-point range and 87.6 percent from the free throw line.
- Finished his collegiate career ranked 25th all-time on the NCAA Division I scoring list with 2,635 points.
- Completed his collegiate career ranked fourth on NCAA's all-time list for career three-pointers with 414.
- NCAA single-season record holder with 162 three-pointers in 2007-08.
- Left school as Davidson's and Southern Conference's all-time leader in scoring.
- Owns Davidson career records in three-pointers (414), free throws (479), 30-point games (30) and 40-point games (six).
- Named Consensus First-Team All-American as a junior and Consensus Second-Team All-American as a sophomore.
- Named John R. Wooden Award All-American as a sophomore and junior.
- Named Southern Conference Player of the Year as a sophomore and junior.
- Named Southern Conference Player of the Week 16 times and SoCon Men's Basketball Athlete of the Month 11 times.
- Scored in double-figures in every game of his career but two (102 games).
- As a junior in 2008-09, led nation in scoring with 28.6 points to go along with 5.6 assists, 4.4 rebounds and 33.7 minutes in 34 games (all starts), becoming the first Davidson player to lead the nation in scoring.
- Owns Davidson single-season records for points (974) and steals (86) as a junior.
- As a sophomore in 2007-08, appeared in 36 games (all starts), averaging 25.9 points (4th in NCAA), 4.6 rebounds and 2.9 assists in 33.1 minutes... Led his team to the NCAA Tournament for the second consecutive season and, as the No. 10 seed, on a run to the Elite Eight.
- Named NCAA Tournament Midwest Regional Most Outstanding Player and named to All-Region team after helping Davidson advance to the Elite Eight as a sophomore.
- As a freshman in 2006-07, appeared in 34 games (33 starts), averaging 21.5 points, 4.6 rebounds and 2.8 assists in 30.9 minutes, leading the team to the NCAA Tournament... Ranked ninth nationally in scoring and second among freshmen behind Kevin Durant of Texas.

STEPHEN CURRY

COMMUNITY INVOLVEMENT

- Stephen & Ayesha Curry set up the Eat. Learn. Play Foundation, a family-founded charity with a mission to help end childhood hunger, ensure universal access to quality education and enable healthy, active lifestyles.
- Won the 2013-14 Kia Community Assist Seasonlong Award in recognition of his remarkable charitable contributions, fundraising and generosity in the Bay Area and across the globe.
- Since his college days at Davidson, has been a champion of the United Nations Foundation's Nothing But Nets campaign, which distributes live-saving, insecticide-treated mosquito nets to protect families across Africa from malaria.
- Has donated three bed nets for every three-pointer he made during each of the last five seasons as part of his Three-For-Three Challenge.
- In July of 2013, traveled to Tanzania with a group from Nothing But Nets and helped distribute 38,000 bed nets to families at the Nyarugusu Refugee Camp.
- Met President Barack Obama after giving a speech at the White House in support of the President's Malaria initiative in February 2015.

PERSONAL: First name is pronounced STEFF-in... He and his wife, Ayesha, have two daughters, Riley and Ryan, and a son, Canon... Parents are Dell and Sonya Curry... Has two siblings, younger brother Seth and younger sister Sydel... Father, Dell, was a star at Virginia Tech and went on to play 16 seasons in the NBA for five different teams, including a 10-year stint with the Charlotte Hornets... Dell is currently a broadcaster for the Charlotte Hornets... Mother, Sonya, was a standout on the volleyball team at Virginia Tech... Seth, played much of his rookie season in 2013-14 with the Santa Cruz Warriors and is currently a member of the Brooklyn Nets... Sydel played volleyball at Elon University (2015-17).

2022 OFFSEASON: Hosted the 29th annual ESPY Awards at the Dolby Theater in Los Angeles (July 20, 2022), joining LeBron James as the only two NBA players to host the annual Excellence in Sports Performance Yearly awards show... Participated in the 33rd annual American Century Championship celebrity golf tournament at Edgewood Golf Course in Lake Tahoe (July 8-10, 2022), finishing the tournament in 16th place of 87 entries and tying former MLB pitcher John Smoltz... Along with wife Ayesha, threw out first pitch at Oakland A's game (July 27, 2022)... Was inducted into Davidson College's Hall of Fame, had his jersey number retired and received his diploma in a ceremony in Belk Arena on the school's campus (August 31, 2022)... Finished his degree in May 2022 with a Bachelor of Arts in sociology.

MORE PERSONAL: Had his #20 retired by his high school, Charlotte Christian School, and the student section at Davidson College named "Section 30" in his honor in dual ceremonies when the Warriors traveled to Charlotte in January 2017... In July 2019, Stephen and Ayesha Curry launched the Eat. Learn. Play. Foundation, whose mission is to unlock the potential of every child by ending childhood hunger, ensuring universal access to education, and enabling active lifestyles... The family foundation is dedicated to providing underprivileged children with the fundamental resources they need to thrive in life, with an emphasis on the Bay Area and Oakland communities... Launched Curry Brand, a purpose driven legacy brand powered by Under Armour, whose mission follows a similar undertaking of creating opportunities and increasing access for youth sports across the country... Is the founder of the Film & Television company Unanimous Media specializing in Faith, Family and Sports content in tandem with Sony Studios, and is the executive producer for ABC's primetime show, Holey Moley... Stephen and Ayesha teamed with Alameda County Community Food Bank and the Oakland Unified School District in a pledge to provide one million meals to students whose nutritional needs are adversely affected by school closures during the pandemic... He faceted nurse Shelby Delaney and her colleagues at Alta Bates Summit Medical Center in Oakland to express his appreciation for their spirit and determination during the pandemic... Reached out to Under Armour after a young Napa girl, Riley Morrison, wrote him a letter expressing her disappointment with the lack of his signature shoes in girls' sizes... Got shots up while physical distancing with former Walnut Creek and Oregon Ducks guard Sabrina Ionescu, the 2020 WNBA first overall pick... In November 2020, paired with Peyton Manning to take on Phil Mickelson and Charles Barkley on the golf course in The Match 3, with the charitable contributions going toward historically Black colleges and universities (HBCUs), benefitting diversity and inclusion around the country... Held Q&A on Instagram Live with Dr. Anthony Fauci, the director of the National Institute of Allergy and Infectious Diseases... Together with Andre Iguodala, led the inaugural Players Technology Summit, presented by Bloomberg, in August 2017 in San Francisco, which brought together top leaders in the technology, venture capital and sports communities to exchange ideas and share expertise... In the summer of 2016, spoke at TechCrunch Disrupt and participated in the NBPA's first-ever Technology Summit in San Francisco... In the summer of 2017, traveled with Under Armour to Beijing, Chengdu and Hangzhou in China and Seoul, South Korea, marking his third-straight summer trip to Asia... In the summer of 2016, traveled to Shenyang, Guangzhou, Hong Kong and Taipei as part of a four-city, five-day Under Armour Basketball Tour of Asia... An avid golfer, competed in the Web.com Tour's Ellie Mae Classic at TPC Stonebrae on an unrestricted sponsor exemption in August 2017,

STEPHEN CURRY



shooting a 74 on both days... Has played in the American Century Championship celebrity golf tournament in South Lake Tahoe multiple times, including a fourth-place finish in 2013, which was the best finish among all active professional athletes... In July 2021, played in the 32nd American Century Championship celebrity golf tournament at Edgewood Tahoe golf course in South Lake Tahoe, marking his ninth appearance in the annual event, finishing ninth... Father, Dell, and brother, Seth, also participated in the tournament, marking the first time in the tournament's history that three family members completed in the annual event... Has hosted the SC30 Select Camp each of the last four summers, inviting 20 top high school prospects for a four-day, hands-on training session... Is very active on social media, interacting with fans and sponsoring #SC30 contests where he gives prizes to fans who provide the best responses to his online challenges... Was the executive producer of "Emanuel," a documentary of the 2015 shooting of nine black worshippers at a Charleston, S.C. church.... Twitter: @StephenCurry30.



DONTE DiVINCENZO

DEE-vin-chen-zo



POSITION: GUARD
HEIGHT: 6-4
WEIGHT: 204
BIRTHDATE: JANUARY 31, 1997
BIRTHPLACE: NEWARK, DELAWARE
COLLEGE: VILLANOVA
HIGH SCHOOL: SALESIANUM (WILMINGTON, DE)
NBA EXPERIENCE: 4 YEARS
DRAFTED BY: MILWAUKEE, 2018, 1ST ROUND (#17)
HOW ACQUIRED: SIGNED AS A FREE AGENT (JULY 8, 2022)



NBA REGULAR-SEASON RECORD

YEAR-TEAM	G	MIN	FG	FGA	FG%	3P	3PA	3P%	FTM	FTA	FT%	REB	AST	STL	BLK	PTS	RPG	APG	PPG
18-19 Milwaukee	27	411	50	124	.403	22	83	.265	9	12	.750	65	31	13	6	131	2.4	1.1	4.9
19-20 Milwaukee	66	1520	232	510	.455	83	247	.336	63	86	.733	318	154	85	20	610	4.8	2.3	9.2
20-21 Milwaukee	66	1814	253	603	.420	131	346	.379	51	71	.718	380	203	72	15	688	5.8	3.1	10.4
21-22 Mil.-Sac.	42	1005	118	336	.351	74	218	.339	70	83	.843	170	118	48	8	380	4.0	2.8	9.0
TOTALS	201	4752	653	1573	.415	310	894	.347	193	252	.766	933	506	218	49	1809	4.6	2.5	9.0

NBA PLAYOFFS RECORD

YEAR-TEAM	G	MIN	FG	FGA	FG%	3P	3PA	3P%	FTM	FTA	FT%	REB	AST	STL	BLK	PTS	RPG	APG	PPG
19-20 Milwaukee	10	165	23	51	.451	7	21	.333	13	20	.650	32	12	7	3	66	3.2	1.2	6.6
20-21 Milwaukee	3	70	3	16	.188	2	12	.167	0	0	---	19	8	3	1	8	6.3	2.7	2.7
TOTALS	13	235	26	67	.388	9	33	.273	13	20	.650	51	20	10	4	74	3.9	1.5	5.7

G LEAGUE REGULAR SEASON RECORD

YEAR-TEAM	G	MIN	FG	FGA	FG%	3P	3PA	3P%	FTM	FTA	FT%	REB	AST	STL	BLK	PTS	RPG	APG	PPG
18-19 Wisconsin	4	112	22	51	.431	7	26	.269	10	12	.833	17	8	6	4	61	4.3	2.0	15.3
TOTALS	4	112	22	51	.431	7	26	.269	10	12	.833	17	8	6	4	61	4.3	2.0	15.3

REGULAR-SEASON CAREER HIGHS

Minutes.....36, 3/17/21, Milwaukee at Philadelphia
 Field Goals.....9, 2/25/21, Milwaukee vs New Orleans
 Field Goal Attempts.....16, 3/17/21, Milwaukee at Philadelphia (Twice)
 3-Point Field Goals.....6, 4/8/21, Milwaukee at Dallas
 3-Point Attempts.....10, 5/7/21, Milwaukee vs Houston (Twice)
 Free Throws.....6, 3/4/20, Milwaukee vs Indiana (Twice)
 Free Throw Attempts.....6, 1/22/22, Milwaukee vs Sacramento (4 times)
 Offensive Rebounds.....6, 5/4/21, Milwaukee vs Brooklyn
 Defensive Rebounds.....11, 4/3/21, Milwaukee at Sacramento (3 times)
 Rebounds.....15, 5/4/21, Milwaukee vs Brooklyn
 Assists.....9, 2/25/21, Milwaukee vs New Orleans (3 times)
 Steals.....4, 12/6/19, Milwaukee vs L.A. Clippers
 Turnovers.....5, 8/13/20, Milwaukee at Memphis (4 times)
 Blocked Shots.....2, 1/19/22, Milwaukee vs Memphis (6 times)
 Points.....24, 2/25/21, Milwaukee vs New Orleans

POSTSEASON CAREER HIGHS

Minutes.....37, 5/22/21, Milwaukee vs Miami
 Field Goals.....5, 9/8/20, Milwaukee vs Miami
 Field Goal Attempts.....9, 9/8/20, Milwaukee vs Miami (Twice)
 3-Point Field Goals.....3, 9/8/20, Milwaukee vs Miami
 3-Point Attempts.....6, 5/24/21, Milwaukee vs Miami (Twice)
 Free Throws.....4, 9/8/20, Milwaukee vs Miami
 Free Throw Attempts.....5, 9/8/20, Milwaukee vs Miami
 Offensive Rebounds.....2, 5/24/21, Milwaukee vs Miami (4 times)
 Defensive Rebounds.....10, 5/22/21, Milwaukee vs Miami
 Rebounds.....10, 5/22/21, Milwaukee vs Miami
 Assists.....4, 5/24/21, Milwaukee vs Miami (Twice)
 Steals.....2, 5/24/21, Milwaukee vs Miami
 Turnovers.....3, 5/24/21, Milwaukee vs Miami (Twice)
 Blocked Shots.....1, 5/22/21, Milwaukee vs Miami (4 times)
 Points.....17, 9/8/20, Milwaukee vs Miami

QUICK FACTS

- Has won at every level – two Delaware State tournament basketball titles with Salesianum High, two NCAA championships with Villanova and one NBA championship with the Milwaukee Bucks.
- Played four NBA seasons, three-and-a-half with the Milwaukee Bucks and the later half of last season with the Sacramento Kings.
- Won an NBA championship with the Bucks in 2021, but played in just three playoff games after suffering a torn ligament in his left ankle in the first-round series against the Heat.
- During the 2020-21 regular season, DiVincenzo appeared in 66 games (all starts), averaging career-highs in points (10.4), rebounds (5.8), and minutes per game (27.5) while also recording 3.1 assists and 1.09 steals.

CAREER-HIGH POINTS

Quarter: 12, 3rd QTR, 3/6/20 MIL at LAL

Half: 17, 1st half, 2/25/21 MIL vs. NOP

NBA CAREER NOTES

- Member of the Bucks' 2021 NBA Championship team.
- Appeared in 201 career games (91 starts), averaging 9.0 points (.415 FG%, .347 3P%, .766 FT%), 4.6 rebounds, 2.5 assists, 1.08 steals in 23.6 minutes per game in four NBA seasons with two teams, the Milwaukee Bucks (2018-21) and Sacramento Kings (2021-22)
- Scored 20-or-more points four times in career (three times in 2020-21).
- Tallied a career-high 24 points (9-16 FG, 4-7 3P, 2-2 FT) on 2/25/21 vs. New Orleans.
- Dished out a career-high-tying nine assists four times (12/16/19 vs. Dallas, 1/4/21 vs. Detroit, 2/25/21 vs. New Orleans, 4/1/22 at Houston).

NBA PLAYOFF CAREER NOTES

- Appeared in 13 games (four starts), averaging 5.7 points (.388 FG%, .273 3P%, .650 FT%), 3.9 rebounds, 1.5 assists, in 18.1 minutes per game with the Milwaukee Bucks.
- Played and started in the first three games in the Bucks' first-round series against the Heat before a torn ligament in his left ankle in Game 3 forced him to miss the rest of the 2021 NBA Playoffs.
- Scored double figures in four career playoff games.
- Grabbed 10-or-more rebounds in one career playoff game.

G LEAGUE CAREER NOTES

- Appeared in four games (all starts), averaging 15.3 points (.431 FG%, .269 3P%, .833 FT%), 4.3 rebounds, 2.0 assists, 1.50 steals in 28.0 minutes per game in 2018-19 with the Wisconsin Herd, the Milwaukee Bucks G League team.

NBA CAREER TRANSACTIONS

- Selected by the Milwaukee Bucks in the first round (17th overall) of the 2018 NBA Draft.
- Signed a multi-year contract with the Milwaukee Bucks (July 10, 2018).
- Traded to the Sacramento Kings in a four-team trade, which sent the Detroit Pistons' 2023 second-round draft pick and 2024 second-round draft pick to the Milwaukee Bucks; Pistons sent Josh Jackson and Trey Lyles to the Kings; the Los Angeles Clippers traded cash and Serge Ibaka to the Bucks and sent David Michineau to the Kings; the Bucks traded Rodney Hood and Semi Ojeleye to the Clippers; the Kings traded Marvin Bagley III to the Pistons and Vanja Marinkovic to the Clippers (February 10, 2022).
- Signed a multi-year contract with the Golden State Warriors (July 8, 2022).

2021-22 SEASON (MILWAUKEE, SACRAMENTO)

- Appeared in 42 games (one start), averaging 9.0 points (.351 FG%, .339 3P%, .843 FT%), 4.0 rebounds, 2.8 assists, 1.14 steals in 24.0 minutes per game in 2021-22 with Milwaukee and Sacramento.
- With the Bucks, appeared in 17 games (all as a reserve), averaging 7.2 points (.331 FG%, .284 3P%, .852 FT%), 3.5 rebounds, 1.7 assists in 20.1 minutes per game.
- With the Kings, appeared in 25 games (one start), averaging 10.3 points (.362 FG%, .368 3P%, .839 FT%), 4.4 rebounds, 3.6 assists, 1.48 steals in 26.6 minutes per game.

2020-21 SEASON (MILWAUKEE)

- Member of the Bucks' 2021 NBA Championship team.
- Appeared in 66 games (all starts), averaging a career-high 10.4 points (.420 FG%, .379 3P%, .718 FT%), career-high 5.8 rebounds, 3.1 assists, 1.09 steals in a career-high 27.5 minutes per game.
- Scored in double figures in 38 games, 20-or-more in three.
- Grabbed 10-or-more rebounds in seven games.
- Recorded five double-doubles.
- Recorded a career-high 24 points (9-16 FG, 4-7 3P, 2-2 FT), seven rebounds, a career-high-tying nine assists, two steals and one block in 35 minutes in a 129-125 win on 2/25/21 vs. New Orleans. The nine field goals made and 16 attempted set new career highs.

DONTE DiVINCENZO

- Missed six games due to injury - one game due to left foot plantar fasciitis (3/27), one game due to a right hip contusion (4/9), one game due to right toe soreness (4/15), one game due to a right toe sprain (4/17), and two games due to a right great toe soreness (4/30 and 5/16).

2021 NBA PLAYOFFS (MILWAUKEE)

- Played and started in the first three games in the Bucks' first-round series against the Heat before a torn ligament in his left ankle in Game 3 forced him to miss the rest of the 2021 NBA Playoffs.
- Appeared in three games (all starts), averaging 2.7 points, 6.3 rebounds, 2.7 assists, 1.00 steals in 23.3 minutes per game.

2019-20 SEASON (MILWAUKEE)

- Appeared in 66 games (24 starts), averaging 9.2 points (.455 FG%, .336 3P%, .733 FT%), 4.8 rebounds, 2.3 assists, 1.29 steals in 23.0 minutes per game.
- Scored in double figures in 34 games.
- Grabbed 10-or-more rebounds in two games.
- Recorded one double-double, first of his career with 12 points and 10 rebounds on 2/4/20 at Washington.
- Recorded four DNP-CDs and missed three games due to injury - one game due to rest (1/4), one game due to a left ankle sprain (1/31) and one game due to a right elbow contusion (8/11).

2020 NBA PLAYOFFS (MILWAUKEE)

- Appeared in 10 games (started one), averaging 6.6 points (.451 FG%, .333 3P%, .650 FT%), 3.2 rebounds, 1.2 assists in 16.5 minutes per game.

2018-19 SEASON (MILWAUKEE)

- Appeared in 27 games (all as a reserve), averaging 4.9 points (.403 FG%, .265 3P%, .750 FT%), 2.4 rebounds, 1.1 assists in 15.2 minutes per game.

COLLEGE CAREER NOTES (VILLANOVA)

- Won the 2018 NCAA Tournament with Villanova and was named the NCAA Final Four Most Outstanding Player after averaging 23.0 points, 6.5 rebounds and 3.0 assists per game at the Final Four and scoring 31 points in the National Championship game against Michigan.
- Villanova was 2016 NCAA Champions but DiVincenzo appeared in nine games before suffering a season-ending injury.
- Played with future NBA players - Jalen Brunson (2015-16 - 2017-18), Mikal Bridges (2015-16 - 2017-18), Omari Spellman (2017-18), Eric Paschall (2016-17 - 2017-18), Josh Hart (2015-16 - 2016-17), Ryan Arcidiacono (2015-16), Daniel Ochefu (2015-16).
- Named Big East Sixth man of the Year after averaging 13.4 points (.481 FG%, .401 3P%), 4.8 rebounds and 3.5 assists per game as a redshirt sophomore in 2017-18.
- Was also selected to the All-Philadelphia Big Five Team in 2017-18.
- Named to the Big East All-Freshman team and selected as the Philadelphia Big Five Rookie of the Year after averaging 8.8 points (.466 FG%, .365 3P%), 3.8 rebounds and 1.7 assists per game in 2016-17.

PERSONAL: Son of John F. DiVincenzo and Kathie DiVincenzo... Has one brother, John... Threw out the first pitch at the San Francisco Giants' game against the Los Angeles Dodgers (September 16, 2022)... Helped lead Salesianum High School to consecutive Delaware State tournament basketball titles... Tabbed by Delaware Sportswriters and Broadcasters Association's Boys Basketball Player of the Year as a senior in 2015 after averaging 22.9 points, 9.0 rebounds and 4.0 assists per game... Averaged 15.8 points, 4.7 rebounds and 2.9 assists per game as a junior and played AAU basketball for Team Final.

DRAYMOND GREEN



POSITION: FORWARD
HEIGHT: 6-6
WEIGHT: 235
BIRTHDATE: MARCH 4, 1990
BIRTHPLACE: SAGINAW, MICHIGAN
COLLEGE: MICHIGAN STATE
HIGH SCHOOL: SAGINAW (SAGINAW, MI)
NBA EXPERIENCE: 10 YEARS
DRAFTED BY: GOLDEN STATE, 2012, SECOND ROUND (#35)



NBA REGULAR-SEASON RECORD

YEAR-TEAM	G	MIN	FG	FGA	FG%	3P	3PA	3P%	FTM	FTA	FT%	REB	AST	STL	BLK	PTS	RPG	APG	PPG
12-13 Golden State	79	1061	84	257	.327	14	67	.209	45	55	.818	260	53	42	25	227	3.3	0.7	2.9
13-14 Golden State	82	1797	187	459	.407	55	165	.333	82	123	.667	409	152	102	72	511	5.0	1.9	6.2
14-15 Golden State	79	2490	339	765	.443	111	329	.337	132	200	.660	647	291	123	99	921	8.2	3.7	11.7
15-16 Golden State	81	2808	401	819	.490	100	258	.388	229	329	.696	769	598	119	113	1131	9.5	7.4	14.0
16-17 Golden State	76	2471	272	650	.418	81	263	.308	151	213	.709	599	533	154	106	776	7.9	7.0	10.2
17-18 Golden State	70	2287	281	619	.454	77	256	.301	134	173	.775	535	508	95	91	773	7.6	7.3	11.0
18-19 Golden State	66	2065	188	422	.445	47	165	.285	63	91	.692	481	454	95	70	486	7.3	6.9	7.4
19-20 Golden State	43	1222	123	316	.389	36	129	.279	63	83	.759	266	266	59	33	345	6.2	6.2	8.0
20-21 Golden State	63	1982	170	380	.447	34	126	.270	70	88	.795	448	558	105	52	444	7.1	8.9	7.0
21-22 Golden State	46	1329	135	257	.525	16	54	.296	60	91	.659	336	320	61	49	346	7.3	7.0	7.5
TOTALS	685	19511	2180	4944	.441	571	1812	.315	1029	1446	.712	4750	3733	955	710	5960	6.9	5.4	8.7

NBA PLAYOFFS RECORD

YEAR-TEAM	G	MIN	FG	FGA	FG%	3P	3PA	3P%	FTM	FTA	FT%	REB	AST	STL	BLK	PTS	RPG	APG	PPG
12-13 Golden State	12	223	24	56	.429	9	23	.391	13	17	.765	51	19	6	10	70	4.3	1.6	5.8
13-14 Golden State	7	228	28	60	.467	8	29	.276	19	24	.792	58	20	12	12	83	8.3	2.9	11.9
14-15 Golden State	21	784	100	240	.417	24	91	.264	64	87	.736	212	109	38	25	288	10.1	5.2	13.7
15-16 Golden State	23	879	119	276	.431	38	104	.365	79	107	.738	228	138	37	41	355	9.9	6.0	15.4
16-17 Golden State	17	593	72	161	.447	32	78	.410	46	67	.687	155	110	31	28	222	9.1	6.5	13.1
17-18 Golden State	21	818	83	192	.432	21	79	.266	39	49	.796	222	171	41	31	226	10.6	8.1	10.8
18-19 Golden State	22	851	114	229	.498	13	57	.228	51	71	.718	223	187	32	33	292	10.1	8.5	13.3
21-22 Golden State	22	703	69	144	.479	8	39	.205	30	47	.638	159	138	25	22	176	7.2	6.3	8.0
TOTALS	145	5078	609	1358	.448	153	500	.306	341	469	.727	1308	892	222	202	1712	9.0	6.2	11.8

REGULAR-SEASON CAREER HIGHS

Minutes.....50, 12/11/15, Golden State at Boston
 Field Goals.....11, 12/6/14, Golden State at Chicago
 Field Goal Attempts.....21, 11/30/15, Golden State at Utah
 3-Point Field Goals.....7, 12/6/14, Golden State at Chicago
 3-Point Attempts.....13, 12/6/14, Golden State at Chicago
 Free Throws.....11, 3/14/17, Golden State vs Philadelphia (Twice)
 Free Throw Attempts....14, 3/14/17, Golden State vs Philadelphia
 Offensive Rebounds.....10, 2/6/15, Golden State at Atlanta
 Defensive Rebounds....16, 3/29/16, Golden State vs Washington
 Rebounds.....20, 2/6/15, Golden State at Atlanta
 Assists.....19, 4/23/21, Golden State vs Denver (Twice)
 Steals.....10, 2/10/17, Golden State at Memphis
 Turnovers.....9, 2/19/16, Golden State at Portland
 Blocked Shots.....6, 12/8/17, Golden State at Detroit (Twice)
 Points.....31, 12/6/14, Golden State at Chicago

POSTSEASON CAREER HIGHS

Minutes.....47, 5/31/18, Golden State vs Cleveland (Twice)
 Field Goals.....13, 5/7/16, Golden State at Portland
 Field Goal Attempts.....23, 5/7/16, Golden State at Portland
 3-Point Field Goals.....8, 5/7/16, Golden State at Portland
 3-Point Attempts.....12, 5/7/16, Golden State at Portland
 Free Throws.....9, 5/9/16, Golden State at Portland (Twice)
 Free Throw Attempts....10, 5/11/16, Golden State vs Portland (4 times)
 Offensive Rebounds.....8, 4/22/18, Golden State at San Antonio
 Defensive Rebounds....15, 6/13/19, Golden State vs Toronto (Twice)
 Rebounds.....19, 6/13/19, Golden State vs Toronto (Twice)
 Assists.....13, 6/13/19, Golden State vs Toronto
 Steals.....5, 5/31/18, Golden State vs Cleveland (4 times)
 Turnovers.....8, 6/13/19, Golden State vs Toronto
 Blocked Shots.....7, 5/9/16, Golden State at Portland
 Points.....37, 5/7/16, Golden State at Portland

DRAYMOND GREEN

QUICK FACTS

- Four-time NBA Champion (2015, 2017, 2018, 2022).
- Won a gold medal in 2020 Tokyo Olympics, becoming the fifth player to win at least three NBA championships and two Gold Olympic medals, joining Michael Jordan, Scottie Pippen, Kobe Bryant and LeBron James.
- Named the 2016-17 NBA Defensive Player of the Year (the first player in franchise history to earn the award) and has earned NBA All-Defensive Team honors seven times - First Team four times (2014-15, 2015-16, 2016-17, 2020-21), Second Team three times (2017-18, 2018-19, 2021-22).
- Earned All-NBA honors twice (Second Team once (2015-16) and Third Team once (2016-17)).
- Three-time NBA All-Star (2016, 2017, 2018).
- Only player in NBA history to be selected in the second round of the NBA Draft and win four NBA championships and be named an All-Star at least three times.
- Has scored 20-or-more points in 38 games in career (Warriors 33-5 in those games).
- In games Green has scored at least 25 points, the Warriors are 5-0 all-time.
- The Warriors are 36-4 all-time in the regular season and playoffs when Green records a triple-double (29-1 regular season, 7-3 playoffs).

CAREER-HIGH POINTS

Quarter: 18, 1st QTR, 1/2/16 GSW vs. DEN

Half: 21, 1st half, 1/2/16 GSW vs. DEN

NBA HONORS

- Four-time NBA champion (2015, 2017, 2018, 2022).
- Named 2016-17 NBA Defensive Player of the Year, the first player in franchise history to earn the honor.
- Three-time All-Star (2016, 2017, 2018).
- Named to the All-NBA Team twice: Second Team once (2015-16) and Third Team once (2016-17).
- Named to the NBA All-Defensive Team a franchise-record seven times: First Team four times (2014-15, 2015-16, 2016-17, 2020-21), Second Team three times (2017-18, 2018-19, 2021-22).
- Became the first player in franchise history to earn All-Defensive First Team honors in three-straight campaigns (2014-15 – 2016-17).
- Only Warriors player in franchise history to be named to the All-Defensive Team five consecutive years (2014-15 – 2018-19).
- Named Western Conference Player of the Week once (Jan. 4, 2016).

NBA RANKINGS

- Led the NBA in steals per game (2.03 spg) in 2016-17.
- Ranked in the Top 10 in assists per game in four seasons, including three consecutive seasons: fourth, 8.9 apg in 2020-21; seventh, 7.3 apg in 2017-18; ninth, 7.0 apg in 2016-17; seventh, 7.4 apg in 2015-16.

NBA CAREER NOTES

- Four-time NBA champion with Golden State (2015, 2017, 2018, 2022).
- Appeared in 685 career games (535 starts), averaging 8.7 points (.441 FG%, .315 3P%, .712 FT%), 6.9 rebounds, 5.4 assists, 1.39 steals, 1.04 blocks in 28.5 minutes per game in 10 NBA seasons with the Golden State Warriors.
- Has recorded 31 career regular-season triple-doubles, which ranks first all-time in Warriors history (Warriors are 30-1 in those contests).
- Named 2016-17 NBA Defensive Player of the Year, the first player in franchise history to earn the honor.
- Four-time All-Star (2016, 2017, 2018, 2022).
- Named to the All-NBA Team twice: Second Team once (2015-16) and Third Team once (2016-17).
- Named to the NBA All-Defensive Team franchise-record seven times: First Team four times (2014-15, 2015-16, 2016-17, 2020-21), Second Team three (2017-18, 2018-19, 2021-22).
- Became the first player in franchise history to earn All-Defensive First Team honors in three-straight campaigns (2014-15 – 2016-17).
- Only Warriors player in franchise history to be named to the All-Defensive Team five consecutive years (2014-15 – 2018-19).
- Named Western Conference Player of the Week once (Jan. 4, 2016).

DRAYMOND GREEN



- Only player in NBA history to be selected in the second round of the NBA Draft and win at least four NBA Championships and make four NBA All-Star teams.
- Among the Warriors all-time career leaders, ranks third in steals (955), fourth in assists (3,733) and blocks (711), seventh in rebounds (4,751), first in defensive rebounds (4,003), sixth in 3-pointers made (571).

NBA PLAYOFF CAREER NOTES

- Appeared in 145 career playoff games (131 starts), averaging 11.8 points (.448 FG%, .306 3P%, .727 FT%), 9.0 rebounds, 6.2 assists, 1.53 steals, 1.39 blocks in 35.0 minutes per game with the Golden State Warriors.
- Scored in double figures in 93 games, 20-or-more in 13, 30-or-more in two.
- Grabbed 10-or-more rebounds in 67 games.
- Dished out 10-or-more assists in 17 games.
- Recorded 58 double-doubles, 10 triple-doubles.
- In the NBA Finals, appeared in 27 career games in five consecutive series (2015-2019), averaging 12.7 points, 9.3 rebounds, 6.7 assists, 1.81 steals, 1.04 blocks in 39.0 minutes per game with the Golden State Warriors.
- On the Warriors' all-time postseason career leaders lists, ranked first in rebounds (1,308), blocks (202) and steals (222), tied for first in games played (145), second in minutes played (5,080), third in 3-point field goals made (153), fifth in free throws made (341).
- Has 10 triple-doubles in his postseason career, the most postseason career triple-doubles in franchise history... Recorded six triple-doubles in the 2019 NBA Playoffs, tied with Magic Johnson (1982) for the most in a single postseason.
- Has tallied 58 double-doubles, including five 20/10 games and one 30/10 game, in his postseason career.
- Became the first player in franchise history to record at least 100 steals and 100 blocks in his postseason career.
- Recorded at least one steal in 20-straight playoff games (6/16/15-6/5/16), a career-best streak of playoff games with at least one steal

NBA CAREER TRANSACTIONS

- Selected by the Golden State Warriors in the second round (35th overall) of the 2012 NBA Draft.
- Signed by the Golden State Warriors to a multi-year contract (July 9, 2015).
- Signed by the Golden State Warriors to a multi-year contract extension (August 3, 2019).

2021-22 SEASON (GOLDEN STATE)

- Named to 2021-22 NBA All-Defensive Second Team, his seventh career All-Defensive Team honor, most in Warriors franchise history.
- Appeared in 46 games (44 starts), averaging 7.5 points (.525 FG%, .296 3P%, .659 FT%), 7.3 rebounds, 7.0 assists, 1.33 steals, 1.07 blocks in 28.9 minutes per game.
- Set a single-season career high in field goal percentage, shooting over 50 percent for the first time (.525 FG%) in his career.

DRAYMOND GREEN'S CAREER TRIPLE-DOUBLES REGULAR SEASON (31)

DATE	OPP	W/L	PTS	REB	AST
1/2/15	TOR	W	16	11	13
11/14/15*	BKN	W	16	10	12
11/27/15*	at PHX	W	14	10	10
11/28/15*	SAC	W	13	11	12
12/16/15*	PHX	W	16	11	10
12/31/15*	at HOU	W	10	11	16
1/2/16*	DEN	W	29	17	14
1/4/16*	CHA	W	13	15	10
1/8/16*	at POR	W	11	13	10
1/31/16*	at NY	W	20	10	10
2/3/16*	at WAS	W	12	10	12
2/20/16*	at LAC	W	18	11	10
3/27/16*	PHI	W	13	11	11
4/3/16*	POR	W	22	10	10
12/13/16	at NOP	W	12	14	10
1/2/17	DEN	W	15	10	13
1/16/17	CLE	W	11	13	11
2/10/17	at MEM	W	4 [#]	11	10
4/2/17	WAS	W	11	12	13
12/25/17	CLE	W	12	12	11
1/4/18	at HOU	W	17	14	10
3/8/18	SAS	W	11	12	10
10/28/19	at NOP	W	16	17	10
12/11/19	NYK	L	14	10	12
2/26/21	CHA	W	11	12	19
3/14/21	UTA	W	11	12	12
3/17/21	at HOU	W	16	12	10
4/14/21	at OKC	W	12	10	16
5/3/21	at NOP	W	10	13	15
5/11/21	PHX	W	11	10	11
12/20/21	SAC	W	16	11	10

Warriors are 30-1 in games in which Green records a triple-double; second only to Magic Johnson's NBA-record of 24-0.

PLAYOFFS (10)

DATE	OPP	W/L	PTS	REB	AST
6/16/15	at CLE	W	16	11	10
5/1/16	POR	W	23	13	11
5/8/17	at UTA	W	17	10	11
4/28/18	NOP	W	16	15	11
4/26/19	at LAC	W	16	14	10
5/4/19	at HOU	L	19	11	10
5/18/19	at POR	W	20	13	12
5/20/19 [^]	at POR	W	18	14	11
5/30/19	at TOR	L	10	10	10
6/13/19	vs. TOR	L	11	19	13

denotes had franchise-record 10 steals for triple-double - 1st of its kind in NBA history

* denotes 2015-16 season (franchise-record 13 triple-doubles)

[^] 1st Warrior to record consecutive playoff triple-doubles... Became 1st teammates (Curry) with triple-doubles in the same playoff game in NBA history

DRAYMOND GREEN

- Led the Warriors in rebounds per game, assists per game, blocks per game and tied with Stephen Curry in steals per game.
- Scored in double figures in 12 games (Warriors 11-1).
- Grabbed 10-or-more rebounds in 10 games.
- Dished out 10-or-more assists in five games.
- Recorded four double-doubles (point/rebound - 3, point/assist - 2, assist/rebound - 1) includes triple-double
- Recorded one triple-double (12/20 vs. SAC)
- Led team in rebounds in 22 games and assists in 26.
- On 2/3/22, named as a reserve to the 2022 NBA All-Star Game, his fourth career All-Star selection.
- Missed one game due to right thigh contusion (11/19 at DET).
- Missed one game due to right tip tightness (12/18 at TOR).
- Missed two games due to health & safety protocols (12/28, 1/1).
- Missed one game due to left hip soreness (1/6 at NOP).
- Missed 29 games due to left L5-S1 disc injury recovery (1/11-3/12).
- Missed two games due to left low back injury management (3/23 at Miami, 3/28 at Memphis).
- On 11/18/21 at Cleveland, handed out a season-high 14 assists to go with four points, two rebounds, one steal and one block in the comeback win.
- On 12/3/21 vs. Phoenix, recorded nine points (4-6 FG, 1-1 3P), a game-high nine rebounds, a game-high nine assists, season-high six steals and three blocks - the first time in Warriors franchise history (and seventh time in NBA history) a player amassed those numbers in a game.
- On 12/20/21 vs. Sacramento, recorded first triple-double of the season and 31st of his career with season-high 16 points (7-11 FG, 1-2 3P, 1-2 FT), game-high 11 rebounds and 10 assists to go along with two steals and two blocks.

2022 NBA PLAYOFFS

- Won fourth NBA title (2015, 2017, 2018, 2022).
- In the 2022 NBA Playoffs, appeared in 22 games (all starts), averaging 8.0 points (.479 FG%, .205 3P%, .638 FT%), 7.2 rebounds, 6.3 assists, 1.14 steals, 1.00 blocks in 32.0 minutes per game.
- Became the seventh player to be drafted 35th or below to win at least four NBA titles, joining Steve Kerr (No. 50, five NBA titles), Manu Ginobili (No. 57, four), Kurt Rambis (No. 58, four), Sam Jones (No. 59, 10), Michael Cooper (No. 60, five) and K.C. Jones (No. 78, eight). Two undrafted players that have won at least four NBA championships are George Mikan and Slater Martin, both with five each. Elias Sports Bureau
- Became the fourth player to have won Defensive Player of the Year and at least four NBA titles, joining Michael Cooper, Michael Jordan and Dennis Rodman. Elias Sports Bureau
- Scored in double figures in nine games (Warriors 7-2 in those games).
- When making at least one 3-pointer, the Warriors were 20-1 in the 2021-22 regular season (13-1) and 2022 Playoffs (7-0).
- Grabbed 10-or-more rebounds in six games.
- Dished out 10-or-more assists in one game.
- Recorded three double-doubles (points/rebounds - 3)
- Led team in rebounding in six games and assists in 12 games.
- In the First Round vs. Denver, appeared in five games (all starts), averaging 9.6 points (.529 FG%, .364 3P%, .667 FT%), 5.4 rebounds, a team-leading 7.4 assists, 1.40 steals, a team-high 1.60 blocks in 32.9 minutes per game.
- In the Semifinals vs. Memphis, appeared in six games (all starts), averaging 6.3 points (.516 FG%, 0-6 3P, .667 FT%), 8.7 rebounds, 6.0 assists in 28.3 minutes per game.
- In the Conference Finals vs. Dallas, appeared in five games (all starts), averaging 10.6 points (.568 FG%, .333 3P%, .643 FT%), 6.4 rebounds, 5.6 assists, 1.00 blocks in 30.3 minutes per game.
- In the NBA Finals vs. Boston, appeared in six games (all starts), averaging 6.2 points (.333 FG%, 1.25 3P%, .583 FT%), 8.0 rebounds, 6.2 assists, 1.67 steals in 36.2 minutes per game.
- On 4/24/22 at Denver, First Round, Game 4, recorded first double-double of the 2022 NBA Playoffs with 13 points (5-6 FG, 0-1 3P, 3-3 FT) and game-high 11 rebounds to go along with six assists and two steals before fouling out with 2:28 left in the fourth quarter.

2020-21 SEASON (GOLDEN STATE)

- Appeared in 63 games (all starts), averaging 7.0 points, 7.1 rebounds, a career-high 8.9 assists, 1.67 steals in 31.5 minutes per game.

- Named to 2020-21 NBA All-Defensive First Team, his fourth First Team selection, becoming one of 16 frontcourt players in NBA history to earn First Team honors four-or-more times.
- Among league leaders, tied third in assists (8.9 apg) and tied third in steals (1.68 spg)... Had the highest assist average among frontcourt players (Nikola Jokic was second, 8.3 apg).
- Tied ninth in deflections per game (2.9), tied third in charges drawn per game (0.26), tied seventh in charges drawn (16).
- Scored in double figures in 19 games (Warriors 15-4 in those games).
- Grabbed 10 or more rebounds in 16 games and dished out 10 or more assists in 24 games (a career-high).
- Recorded 17 double-doubles (point/assist - 12, rebound/assist - 10, point/rebound - 7)
- Recorded six triple-doubles, the second-most in a single season in his career, trailing only his franchise-record 13 in 2015-16... The franchise leader in triple-doubles, Green has recorded 30 in his career and the Warriors are 29-1 in those games.
- Green recorded at least 10 rebounds and 10 assists with nine or fewer points on four occasions, the most rebound/assist double-doubles a player has recorded in any season, tying him with Norm Van Lier (1969-70), Wes Unseld (1975-76), Darrell Walker (1989-90) and Jason Kidd (2006-07, 2009-10).
- Handed out 15 or more assists seven times, the most by a non-guard in NBA history... Only Russell Westbrook (14) and James Harden (7) have had that many 15-assist games this season. The last Warriors player to have at least seven 15-assist games in a single season was Tim Hardaway with nine in 1994-95. Only Guy Rodgers (twice), John Lucas, Sleepy Floyd and Hardaway (three times) have had at least seven 15-assist games in a season in Warriors history.
- On 2/6/21 at Dallas, became the first player in NBA history to start at center and record consecutive games with at least 15 assists in each (also had 15 assists at Dallas on 2/4), finishing with 15 assists, seven steals and four blocks to become the first player to record those numbers in a game since 1973-74 when steals and blocks were first tracked.
- Became only the second player since starters were tracked in 1970-71 to record at least 10 assists in five consecutive games as the starting center (2/4 - 2/11/21), joining Nikola Jokic. Green is the first Warriors player to have five straight games with at least 10 assists (2/4 - 2/11/21) since Mookie Blaylock had five such games (3/18 - 3/29/01).
- On 2/26/21 vs. Charlotte, recorded first triple-double of the season and 25th of his career with 11 points, 12 rebounds and career-high 19 assists. Dished out a career-high-tying eight assists in the first quarter (third quarter on 2/4/21 at DAL and third quarter on 2/1/20 at CLE).
- In the month of February, Green had nine games of 10 or more assists and averaged 10.6 assists per game, the second-highest assists average in the league for the month behind James Harden's 10.7 assists per game.
- Matched his career high with 19 assists on 4/23/21 vs. Denver, becoming the first Warrior to dish out at least 19 assists in a game multiple times in a single season since Tim Hardaway did it three times in 1994-95.
- Missed nine games: four due to right foot soreness; one due to right ankle soreness; one due to left ankle injury management; one due to illness; two due to a left finger sprain.

2019-20 SEASON (GOLDEN STATE)

- Appeared in 43 games (all starts), averaging 8.0 points, 6.2 rebounds, 6.2 assists, 1.37 steals in 28.4 minutes per game.
- Scored in double-figures in 15 games, 20-or-more in one.
- Grabbed 10-or-more rebounds in eight games and dished out 10-or-more assists in six games.
- Recorded eight double-doubles (point/rebound - 6, point/assist - 3, rebound/assist - 2)
- Recorded triple-double in two games (10/28/19, 12/11/19).
- On 2/1/20 at Cleveland, handed out a career-high-tying 16 assists to go along with eight points, team-high-tying seven rebounds, two steals and two blocks.
- Missed 22 games in 2019-20: six due to a left index finger sprain, four due to right heel soreness; one due to rest; one due to a right ankle sprain; one due to flu-like symptoms; one due to low back tightness; two due to right pelvic contusion; six due to left knee soreness.

2018-19 SEASON (GOLDEN STATE)

- Appeared in 66 games (all starts), averaging 7.4 points, 7.3 rebounds, 6.9 assists, 1.44 steals, 1.06 blocks in 31.3 minutes per game with the Golden State Warriors.
- Named NBA All-Defensive Second Team.
- Among the regular season league leaders, tied for 11th in assists per game.
- Scored in double-figures in 18 games, 20-or-more points in one game.
- Grabbed 10 or more rebounds in 17 games and dished out 10 or more assists in 12 games.
- Recorded eight double-doubles (point/rebound - 4, rebound/assist - 2, point/assist - 2).
- Missed a total of 16 games (13 due to injury, 1 team suspension, 2 rest).

DRAYMOND GREEN

2019 NBA PLAYOFFS (GOLDEN STATE)

- Appeared in 22 games (all starts), averaging 13.3 points (.498 FG%, .228 3P%, .718 FT%), 10.1 rebounds, 8.5 assists, 1.45 steals, 1.50 blocks in 38.7 minutes per game with Golden State.
- Scored in double figures in 19 games.
- Grabbed 10 or more rebounds in 15 games, including 11 straight at one point to set a new career-best streak (previous, six, set in 2018) in the regular season and postseason.
- Dished out 10 or more assists in 10 games.
- Recorded 14 double-doubles.
- Recorded six triple-doubles, joining Wilt Chamberlain (seven triple-doubles in 1967) and Magic Johnson (six in 1982) as the only players with at least six triple-doubles in a single postseason
- Among playoff leaders, ranked seventh in rebounding (10.1 rpg), third in assists per game (8.5 apg), eighth in blocks per game (1.50 bpg).
- Recorded his 10th career playoff triple-double with 11 points, a game-high and playoff career-high-tying 19 rebounds and a game-high and playoff career-high 13 assists in NBA Finals Game 6 vs. Toronto (6/13/19). Green is the seventh player in NBA history with a triple-double when facing elimination in the NBA Finals.
- Joined Magic Johnson and LeBron James as the only players in NBA Playoffs history to record a triple-double in four straight series in a single postseason.

2018 NBA PLAYOFFS (GOLDEN STATE)

- Appeared in 21 games (all starts), averaging 10.8 points, 10.6 rebounds, 8.1 assists, 1.95 steals, 1.48 blocks in 39.0 minutes per game with Golden State.
- Recorded 11 double-doubles (point/rebound - 9, point/assist - 3, rebound/assist - 1).
- Recorded one triple-double (4/28/18 vs. New Orleans).
- Passed Tom Gola (three) for most playoff triple-doubles in Warriors history with four, doing so on 4/28/18 vs. New Orleans (Game 1 of the Western Conference Semifinals).
- Grabbed 15 or more rebounds three consecutive playoff games (18 rebounds on 4/22/18, 19 on 4/24/18. 15 on 4/28/18), becoming the first Warrior to do so since Larry Smith, May 9-12, 1987.
- Recorded double-doubles in four consecutive playoff games (4/28-5/4/18), matching a playoff career-best.
- Among the playoff leaders, ranked seventh in rebounding, fifth in assists, seventh in steals and blocks per game, ninth in minutes per game; was the only player in the 2018 NBA Playoffs to be ranked in Top 10 in all of those categories.
- Became the Warriors all-time playoff leader with 926 career playoff boards, passing Wilt Chamberlain (922).
- Recorded at least 100 points, 100 rebounds and 100 assists in the playoffs for the fourth time, one of only nine players in NBA history to have at least four 100/100/100 postseasons.
- On 4/24/18 vs. San Antonio (Game 5 of the First Round), grabbed a playoff career-high 19 rebounds against the Spurs, following an 18-rebound performance on 4/22 at San Antonio in Game 4 to become the first player in Warriors history to grab at least 18 rebounds in consecutive postseason games since Clyde Lee did so in 1973.

2017-18 SEASON (GOLDEN STATE)

- Appeared in 70 games, averaging 11.0 points, 7.6 rebounds, 7.3 assists, 1.36 steals, 1.30 blocks in 32.7 minutes per game with the Golden State Warriors.
- Named NBA All-Defensive Second Team. Joined Nate Thurmond (1971-74) as the only players in Warriors franchise history to earn 4 consecutive All-Defensive selections.
- Became the Warriors' all-time franchise career leader in triple-doubles, posting his 21st triple-double on 1/4/18 at Houston.
- Among the regular season league leaders, ranked seventh in assists.
- Scored in double-figures in 42 games, 20-or-more in five.
- Grabbed 10 or more rebounds in 22 games and dished out 10 or more assists in 11 games.
- Recorded 23 double-doubles (point/rebound - 15, point/assist - 8, rebound/assist - 6); Warriors 18-5 in those games.
- Recorded three triple-doubles (12/25, 1/4, 3/8).
- Became first Warriors player to record a triple-double on Christmas Day with 12 points, 12 rebounds and 11 assists in a win vs. Cleveland (also had two steals and one block) . . . Joined Russell Westbrook (2013), LeBron James (2010), Billy Cunningham (1970), John Havlicek (1967) and Oscar Robertson (four times in the 1960's) as the only players in NBA history to record a triple-double on Christmas Day. Green's 20th career triple-double tied him with Tom Gola for the most in Warriors franchise history.
- Became only the second player in NBA history to reach 4,000 points, 3,000 rebounds, 2,000 assists, 600 steals, and 400 blocks in 450 or fewer games. Alvan Adams did so in his 446th game with the Suns in March 1981.

DRAYMOND GREEN



- Missed 12 regular season games in 2017-18 (one game due to rest and 11 to injury) – rest on 11/24, six games due to right shoulder soreness, one due to a sprained left index finger, one due to right shoulder soreness, one due to a pelvic contusion, and two due to flu-like symptoms.

2016-17 SEASON (GOLDEN STATE)

- Appeared in 76 games (all starts), averaging 10.2 points (.418 FG%, .308 3P%, .709 FT%), 7.9 rebounds, 7.0 assists, NBA-leading 2.03 steals, 1.39 blocks in 32.5 minutes per game with the Golden State Warriors.
- Named 2016-17 NBA Defensive Player of the Year, the first player in franchise history to earn the honor.
- Named to NBA All-Defensive First Team.
- Named to All-NBA Third Team.
- Led the NBA in steals per game (2.03 spg).
- Among regular season league leaders, ranked second in deflections per game (3.9) and fifth in contested shots per game (13.7).
- On 2/10/17 at Memphis, became the first player in NBA history to record a triple-double without scoring in double figures, tallying 11 rebounds, 10 assists and a career-high and franchise-record 10 steals. Joined Alvin Robertson as the only players ever to have at least 10 rebounds, 10 assists and 10 steals in a game (Robertson did so in a quadruple-double on 2/18/86 vs. Phoenix) and became the first player with 10 or more steals and at least five blocked shots in a game since the NBA began tracking those categories in 1973-74... Finished with four points and five blocks in that contest.
- Averaged a league-leading 2.03 steals per game, joining Stephen Curry (2.14 steals per game in 2015-16), Baron Davis (2.14 in 2006-07) and Rick Barry (2.85 in 1974-75) as the only Warriors to lead the NBA in steals per game since steals were first tracked in 1973-74... Marked the first time in the NBA that two different players from the same team finished as the steals leader in back-to-back campaigns.
- Became the first player in Warriors history to record at least 150 steals and 100 blocks in a single season and the 13th player in NBA history to do so since the NBA began tracking blocks and steals in 1973-74 (first in the NBA since Dwyane Wade in 2008-09)... Finished the season with a single-season career-best 154 steals to go with 106 blocks.
- Scored in double figures in 39 games and 20-or-more in four.
- Recorded five triple-doubles (Warriors improved to 19-0 all-time in the regular season when he records a triple-double).
- Recorded 17 double-doubles, including one 20/10 game.
- Named a reserve on the 2017 Western Conference All-Star Team, earning his second career All-Star selection.
- Swiped at least one steal in a career-best 28 consecutive games (1/16-3/20/17).
- Logged 10-straight games with at least one block and one steal, a career-best streak (1/23-2/13/17).
- Notched his 500th career steal on 2/25/17 vs. Brooklyn.
- On 1/16/17 vs. Cleveland, recorded his third triple-double of the season (17th career) with 11 points, 13 rebounds and 11 assists in 35 minutes... Finished with a season-high +43 while he was on the court.
- On 1/2/17 vs. Denver, logged his second triple-double of the season (16th career) with 15 points, 13 assists and 10 rebounds... Coupled with Kevin Durant's triple-double on 12/30 vs. Dallas, marked the first time ever that the Warriors had a triple-double by different players in consecutive games (first occurrence of teammates recording triple-doubles in back-to-back games in the NBA since Boston's Rajon Rondo and Paul Pierce did so from 1/25/13-1/27/13).
- On 12/13/16 at New Orleans, recorded his first triple-double of the season (15th career) with 12 points, 12 rebounds and 10 assists... With the Warriors ahead by two points, helped seal the game with a steal with 2.3 seconds remaining followed by a pair of free throws with 1.4 seconds left in the contest.
- On 12/5/16 vs. Indiana, dished out seven assists in the first quarter, matching a career-high for assists in a single frame.
- On 12/1/16 vs. Houston, had lone 20/10 game of the season in double overtime, with 20 points and a season-high 15 rebounds to go with nine assists in 47 minutes.
- Missed six games in 2016-17: three due to rest (3/11, 4/5, 4/12), one due to a left shoulder contusion (2/2), one due to personal reasons (12/22) and one due to a left ankle contusion (11/26).

2017 NBA PLAYOFFS (GOLDEN STATE)

- Appeared in 17 games (all starts), averaging 13.1 points (.447 FG%, .410 3P%, .687 FT%), 9.1 rebounds, 6.5 assists, 1.82 steals, 1.65 blocks in 34.9 minutes per game with Golden State.
- Scored in double figures in 11 games and 20-or-more points in two.
- Grabbed 10-or-more rebounds in seven games and dished out 10-or-more assists in two games.
- Recorded five double-doubles and one triple-double.

DRAYMOND GREEN

- On 6/9/17 at Cleveland (Game 4 of the NBA Finals), became the seventh player in Warriors history to score 1,000 points in the playoffs.

2015-16 SEASON (GOLDEN STATE)

- Appeared in 81 games (all starts), averaging career-high 14.0 points (career-high .490 FG%, career-high .388 3P%, .696 FT%), career-high 9.5 rebounds, career-high 7.4 assists, 1.47 steals, 1.40 blocks in a career-high 34.7 minutes per game with the Golden State Warriors.
- Named to All-NBA Second Team.
- Named to NBA All-Defensive First Team, becoming the first player in franchise history to earn All-Defensive First Team honors in back-to-back campaigns and joining Nate Thurmond as the only Warriors to earn multiple First Team honors in his career.
- Finished second in Defensive Player of the Year voting (44 first-place votes) behind San Antonio's Kawhi Leonard for the second-straight year.
- Among regular season league leaders, ranked seventh in the league in assists per game, leading all forwards... Became the sixth forward to average at least seven assists per game in a single season (joining LeBron James, Larry Bird, Wilt Chamberlain, John Havlicek and Grant Hill).
- Became the first player in NBA history to record at least 1,000 points, 500 rebounds, 500 assists, 100 steals and 100 blocks in a single season (since 1973-74 when steals and blocks were officially recorded).
- Recorded 13 triple-doubles, breaking Tom Gola's single-season franchise-record of nine triple-doubles set in 1959-60.
- Scored 20-or-more points 17 times.
- Recorded 33 double-doubles, including 11 20/10 games, which are both single-season career-highs.
- The Warriors sported a 97.5 Defensive Rating with him on the court, compared to a Defensive Rating of 109.5 with him off the court.
- On 3/29/16 vs. Washington, scored 15 points to surpass the 1,000 point mark for the season for the first time in his career... Tallied a double-double with 16 rebounds, all coming on the defensive end, marking a career-high for defensive boards.
- On 2/27/16 at Oklahoma City, became the first player in NBA history to post at least 14 rebounds and at least 14 assists in a game where he did not make a field goal (0-of-8 FG)... Also had six steals.
- Named a reserve on the Western Conference All-Star Team, earning his first career All-Star selection... Tallied four points, five rebounds and two steals in 12 minutes... Joined Stephen Curry and Klay Thompson to give the Warriors three players in the All-Star Game for the first time since 1976, when Rick Barry, Phil Smith and Jamaal Wilkes all represented Golden State at the league's annual showcase.
- On 2/3/16 at Washington, set the single-season franchise-record with his 10th triple-double (12pts/10reb/12ast), breaking Tom Gola's mark of nine triple-doubles set in 1959-60 and becoming the first player in franchise history to record a point/rebound/assist triple-double while also blocking at least five shots (since blocks were first recorded in 1973-74).
- On 1/31/16 at New York, tallied 20 points, 10 rebounds and 10 assists for his franchise-record-tying ninth triple-double of the season, hitting a perfect 9-of-9 from the field to become the first player to go perfect from the field on at least nine attempts in a triple-double since Wilt Chamberlain in 1967... Became the first Warrior to go perfect on at least nine attempts in any game since Chris Mullin in 1990.
- On 1/16/16 at Detroit, dished out his 292nd assist of the season, a single-season career best.
- On 1/4/16 vs. Charlotte, became the 15th player in NBA history to record three-straight triple-doubles, tallying 13 points, 15 rebounds and 10 assists to join Tom Gola (1959-60) as the only Warriors ever to post three-straight triple-doubles.
- Earned his first career Western Conference Player of the Week honor for games played from 12/28-1/3 after posting back-to-back triple-doubles and leading the Warriors to a 3-1 week with averages of 18.8 points (.462 FG%, .545 3P%), 11.3 rebounds, 9.5 assists and 2.50 steals in 36.0 minutes.
- On 1/2/16 vs. Denver, tallied his second-straight triple-double (sixth of the season) with a season-high 29 points, season-high 17 rebounds and 14 assists, becoming the first Warrior ever to post consecutive triple-doubles in back-to-back games twice in the same season (first to do so in the NBA since LeBron James and Jason Kidd in 2007-08)... Joined Larry Bird (1980 & 1981) and Aaron McKie (2000 & 2001) as the only players ever to finish a calendar year with a triple-double and open the following year with a triple-double.
- On 12/31/15 at Houston, recorded his fifth triple-double of the season with 10 points, a career-high 16 assists and 11 rebounds, the most assists by a starting Warriors forward since Rick Barry dished out 19 assists on 11/30/76 at Chicago... Dished out 12 assists in the first half, a career-best for any half.

DRAYMOND GREEN



- On 12/11/15 at Boston, tallied 24 points, 11 rebounds, eight assists, five steals and five blocks in a career-high 50 minutes, becoming the first player to post those numbers in a game since Hakeem Olajuwon in 1990... Became the third player in NBA history to record at least 20 points, 10 rebounds, five assists, five steals and five blocks in the same game (since blocks were recorded in 1973-74), joining Olajuwon (five times) and Derrick Coleman (once).
- On 11/28/15 vs. Sacramento, recorded his second-straight triple-double (third of the season) with a 13-point, 12-assist, 11-rebound effort, becoming the first Warrior since Wilt Chamberlain in 1964 to post a triple-double in back-to-back games.
- Missed one game due to rest.

2016 NBA PLAYOFFS (GOLDEN STATE)

- Appeared in 23 postseason games (all starts), averaging a playoff career-high 15.4 points (.431 FG%, .365 3P%, .738 FT%), 9.9 rebounds, 6.0 assists, 1.61 steals, 1.78 blocks in 38.2 minutes per game with Golden State.
- In the NBA Finals vs. Cleveland, appeared in six games (all starts), averaging 16.5 points (.486 FG%, .406 3P%, .783 FT%), 10.3 rebounds, 6.3 assists, 1.67 steals, 1.00 blocks in 40.0 minutes per game.
- Scored 20-or-more points in six games and 30-or-more in two.
- Recorded nine double-doubles, including one 30/10 game.
- On 6/19/16 vs. Cleveland (Game 7 of the NBA Finals), tallied 32 points and a 2016 postseason-high 15 rebounds, his first career 30/10 game (regular-season or playoffs), to go with nine assists in a postseason career-high-tying 47 minutes... Scored 22 points in the first half, the most scored in a first half of an NBA Finals Game 7 since Walt Frazier scored 23 points in the first half on 5/8/70... Joined James Worthy (36 points and 16 rebounds for the Lakers in 1988) as the only players to produce at least 30 points and 15 rebounds in a regulation (non-overtime) Game 7 of the NBA Finals.
- On 6/13/16 vs. Cleveland (Game 5 of the NBA Finals), missed his first career playoff game due to an NBA suspension.
- On 5/7/16 at Portland (Game 3 of the Western Conference Semifinals), scored a career-high 37 points (regular-season or playoffs) on career highs of 13 field goals and eight 3-pointers.
- On 5/1/16 vs. Portland (Game 1 of the Western Conference Semifinals), joined Tom Gola as the only players in franchise history to post multiple playoff triple-doubles in a single postseason, tallying 23 points, 13 rebounds and 11 assists in Game 1 of the Western Conference Semifinals on 5/1 vs. Portland... Hit a perfect 9-of-9 from the free throw line, setting a playoff career-high.

2014-15 SEASON (GOLDEN STATE)

- Appeared in 79 games (all starts), averaging 11.7 points (.443 FG%, .337 3P%, .660 FT%), 8.2 rebounds, 3.7 assists, 1.56 steals, 1.25 blocks in 31.5 minutes per game with the Golden State Warriors.
- Named to NBA All-Defensive First Team, becoming the third player in Warriors history to be named to the First Team (Nate Thurmond, Andre Iguodala).
- Finished second in Defensive Player of the Year voting (the highest finish ever by a Warrior), receiving the most first-place votes (45) but narrowly edged out by San Antonio's Kawhi Leonard by 16 points... It was the first time the leader in first place votes did not win the award (since 2002-03 when voters were asked to rank top three).
- Placed second in Most Improved Player voting behind Chicago's Jimmy Butler, receiving 11 first-place votes.
- Became the first player in Warriors history to average a block, steal and 3-pointer per game and was one of just two players (Danny Green) to do so in 2014-15.
- Hit a single-season career-high 111 3-point field goals.
- Among regular season league leaders, ranked second in plus/minus (+10.6), third in Net Rating (16.5) and tied for fourth in Defensive Rating (96.0).
- Recorded 18 double-doubles, including three 20/10 games.
- On 1/2/15 vs. Toronto, recorded first career triple-double (16 points, 11 rebounds, 13 assists).
- On 3/4/15 at Milwaukee, on his 25th birthday, tallied his third career 20/10 game with 23 points and 12 rebounds.
- On 12/6/14 at Chicago, connected on a career-high seven three-pointers (7-of-13 3FG) and tallied a season-high 31 points to go with seven rebounds, four steals, three assists and three blocks in 41 minutes.
- Missed three games: two due to shin inflammation and one due to rest.

2015 NBA PLAYOFFS (GOLDEN STATE)

- Appeared in 21 games (all starts), averaging 13.7 points, 10.1 rebounds, 5.2 assists, 1.81 steals, 1.19 blocks in 37.3 minutes per game.
- Recorded 12 double-doubles, joining Nate Thurmond and Wilt Chamberlain as the only players in franchise history to record at least 10 double-doubles in a single postseason.

DRAYMOND GREEN

- Finished the 2015 Playoffs with 212 rebounds, joining Wilt Chamberlain and Nate Thurmond as the only players in franchise history to grab at least 200 boards in a single postseason.
- On 6/16/15 at Cleveland (Game 6 of the NBA Finals), tallied 16 points, 11 rebounds and 10 assists, the first triple-double by a Warrior in the postseason since Guy Rodgers in 1962 (first in franchise history in The Finals).

2013-14 SEASON (GOLDEN STATE)

- Appeared in all 82 games (12 starts), averaging 6.2 points (.407 FG%, .333 3P%, .667 FT%), 5.0 rebounds, 1.9 assists, 1.24 steals in 21.9 minutes per game with the Golden State Warriors.
- Only Warriors player to appear in all 82 regular season games.
- In 12 starts, averaged 9.0 points, 7.4 rebounds, 2.7 assists, 1.41 steals and 1.41 blocks in 31.3 minutes per game.
- Recorded four double-doubles, including one 20/10 game.
- On 4/14/14 vs. Minnesota, recorded the first 20/10 game of his career, tallying season-highs of 20 points, 12 rebounds and four 3-pointers (4-of-5 3P) to go with five assists in 38 minutes... Became the first Warriors reserve to post a 20/10/5 game since Anthony Randolph in 12/5/09.
- On 4/13/14 at Portland, hit the game-tying three-pointer with 3.9 seconds remaining to send the game to overtime.
- On 2/10/14 vs. Philadelphia, recorded his first career regular-season double-double with 11 points and 11 rebounds.
- On 2/6/14 vs. Chicago, earned his first start of the season, tallying nine points and seven rebounds.

2014 NBA PLAYOFFS (GOLDEN STATE)

- Appeared in seven postseason games (four starts), averaging 11.9 points, 8.3 rebounds, 2.9 assists, 1.71 steals and 1.71 blocks in 32.6 minutes per game.
- In four starts, averaged 13.0 points, 9.3 rebounds, 3.3 assists, 2.25 steals and 1.25 blocks in 37.1 minutes per game.
- On 5/3/14 at the L.A. Clippers (Game 7 of the First Round), tallied then postseason highs of 24 points and five 3-pointers (5-of-8 3FG).

2012-13 SEASON (GOLDEN STATE)

- Appeared in 79 games (one start), averaging 2.9 points, 3.3 rebounds, 0.7 assists in 13.4 minutes per game as a rookie.
- Played in the first 79 games of the season before sitting out the final three, the fourth-most games played by any rookie in 2012-13 behind only Damian Lillard, Kyle Singler and Harrison Barnes.
- On 2/27/13 at New York, made his first career start, totaling four points and five rebounds in 27 minutes.
- On 12/12/12 at Miami, hit the game-winning lay-up on a backdoor cut with 0.9 seconds left.
- On 11/9/12 at the L.A. Lakers, scored his first-career point on a free throw.
- On 10/31/12 at Phoenix, made his NBA debut, grabbing one rebound in one minute off the bench.
- Did not play in three games: one due to right knee tendinitis, two due to DNP-CD.

2013 NBA PLAYOFFS (GOLDEN STATE)

- Appeared in 12 games (one start), averaging 5.8 points (.429 FG%, .391 3P%, .765 FT%), 4.3 rebounds and 1.6 assists in 18.6 minutes per game.
- Scored in double figures in three games.
- Recorded one double-double.
- On 5/8/13 at San Antonio (Game 2 of the Western Conference Semifinals), made his first career playoff start, tallying five points, seven rebounds and five assists in 33 minutes.
- On 5/2/13 vs. Denver (game 6 of the First Round), recorded first playoff career double-double with 16 points and 10 rebounds off the bench to become the first Warriors rookie to post a double-double in the playoffs since Chris Webber on 5/4/94 vs. Phoenix (16 points and 13 assists).
- On 4/20/13 at Denver (Game 1 of the First Round), made his postseason debut, scoring two points and grabbing three rebounds in four minutes.

USA BASKETBALL

- Won an Olympic gold medal with Team USA at the 2016 Olympic Games (Rio de Janeiro) and 2020 Olympic Games (Tokyo).
- In the 2020 Olympic Games, tallied averages of 3.5 points, 2.8 assists and 2.7 rebounds in 17.8 minutes per game in six appearances for the United States, becoming just the seventh player ever to win multiple Gold medals (2016, 2020) and multiple NBA championships (2015, 2017, 2018), along with Kobe Bryant, Kevin Durant, LeBron James, Michael Jordan, Scottie Pippen and David Robinson.

DRAYMOND GREEN



COLLEGE CAREER NOTES (MICHIGAN STATE)

- Appeared in 145 games (67 starts) over four seasons at Michigan State, averaging 10.5 points (.467 FG%, .361 3P%), 7.6 rebounds, 2.9 assists and 1.24 steals in 25.0 minutes per game.
- Finished his career as the school's all-time leading rebounder (1,096) while ranking second in blocks (117) and steals (180) and 17th in scoring (1,517 points).
- Became one of three players in MSU history to tally 1,000 career points and 1,000 career rebounds (Greg Kelsner, Johnny Green).
- Tallied three career triple-doubles, ranking second in Spartan history only to Earvin "Magic" Johnson (8).
- Named the 2012 Big Ten Jesse Owens Male Athlete of the Year Award winner following his senior season, in which he earned Big Ten & NABC National Player of the Year honors and was a consensus First Team All-American.

COMMUNITY INVOLVEMENT

- In the summer of 2015, pledged to donate \$3.1 million to his alma mater, the largest student-athlete donation in Michigan State Athletics history, to support two of the top priorities (facilities and endowments) for MSU Athletics in Empower Extraordinary, the campaign for Michigan State, and will help build a new strength and conditioning room in the Jack Breslin Student Events Center as part of an overall facility renovation.
- Received the Key to the City of Emeryville, CA, in 2015 in a presentation by the Mayor and City Council.
- Was a finalist for the 2015-16 Seasonlong NBA Cares Community Assist Award.
- Throughout the 2015-16 season, took an active role in a variety of campaigns including #LeanInTogether, joining the NBA, LeanIn.org, the NBPA and the WNBA to launch the second year of #LeanInTogether, an ongoing public awareness campaign focused on the important role men play in reaching equality. . . . Joined the advisory board of RISE to help advance race relations; participated in the Warriors and Adobe's anti-bullying campaign Not On Our Ground. . . . Launched a new partnership with The First Tee of the East Bay to help further its impact with at-risk and underserved youth in the Oakland/Hayward communities.

PERSONAL: Parents are Mary Babers, Raymond Green and Wallace Davis... Nickname is "Day-Day"... Has two brothers, Torrian Harris and Braylon Green, and three sisters, LaToya Babers, Jordan Davis and Gabby Davis... Brother Torrian played basketball for Nebraska-Omaha from 2009-11... Inducted into the Michigan State Athletics Hall of Fame (September 9, 2022)... Has a podcast "The Draymond Green Show"... Signed a multi-year agreement with Turner Network Television (TNT) Sports to become first active player to contribute to Inside the NBA and provide exclusive content to Turner Sports and Bleacher Report (Jan. 27, 2022)... Celebrated the 2015 NBA Championship with a homecoming parade in Saginaw, MI, in late June, where it was revealed that his No. 32 jersey had been officially retired at Saginaw High School... Had #23 jersey retired by Michigan State University on December 3... Has hosted several basketball camps for youth in Michigan, including the Draymond Green Basketball Camp and All-Star Game in Grand Rapids, MI... First job was a janitor at Ruben Daniels Middle School in Saginaw, MI... Majored in communications... Wears No. 23 in honor of fellow Saginaw native and former Warrior Jason Richardson... Is a fan of the Steelers, Yankees and Red Wings... Threw out ceremonial first pitch at a Detroit Tigers game on September 14, 2017 and before Game 4 of the NLDS between the San Francisco Giants and Chicago Cubs in San Francisco on October 11, 2016... Twitter: @Money23Green.



JAMYCHAL GREEN

Ja-Michael



POSITION: FORWARD
HEIGHT: 6-9
WEIGHT: 219
BIRTHDATE: JUNE 21, 1990
BIRTHPLACE: MONTGOMERY, ALABAMA
COLLEGE: ALABAMA
HIGH SCHOOL: ST. JUDE (MONTGOMERY, AL)
NBA EXPERIENCE: 8 YEARS
DRAFTED BY: UNDRAFTED
HOW ACQUIRED: SIGNED AS A FREE AGENT (AUGUST 1, 2022)

NBA REGULAR-SEASON RECORD

YEAR-TEAM	G	MIN	FG	FGA	FG%	3P	3PA	3P%	FTM	FTA	FT%	REB	AST	STL	BLK	PTS	RPG	APG	PPG
14-15 S.A.-Mem.	24	164	27	47	.574	0	6	.000	8	10	.800	45	4	5	5	62	1.9	0.2	2.6
15-16 Memphis	78	1446	230	495	.465	15	45	.333	103	137	.752	373	67	46	33	578	4.8	0.9	7.4
16-17 Memphis	77	2101	250	500	.500	55	145	.379	134	167	.802	544	84	47	34	689	7.1	1.1	8.9
17-18 Memphis	55	1542	223	488	.457	43	127	.339	80	111	.721	464	79	32	25	569	8.4	1.4	10.3
18-19 Mem.-LA-C	65	1371	230	476	.483	71	176	.403	80	101	.792	409	50	45	34	611	6.3	0.8	9.4
19-20 L.A. Clippers	63	1307	151	352	.429	92	238	.387	36	48	.750	388	49	29	24	430	6.2	0.8	6.8
20-21 Denver	58	1120	173	374	.463	79	198	.399	46	57	.807	277	53	26	22	471	4.8	0.9	8.1
21-22 Denver	67	1085	159	327	.486	33	124	.266	81	93	.871	281	59	43	26	432	4.2	0.9	6.4
TOTALS	487	10136	1443	3059	.472	388	1059	.366	568	724	.785	2781	445	273	203	3842	5.7	0.9	7.9

NBA PLAYOFFS RECORD

YEAR-TEAM	G	MIN	FG	FGA	FG%	3P	3PA	3P%	FTM	FTA	FT%	REB	AST	STL	BLK	PTS	RPG	APG	PPG
14-15 S.A.-Mem.	5	8	0	2	.000	0	1	.000	2	2	1.000	3	0	1	1	2	0.6	0.0	0.4
15-16 Memphis	4	72	12	22	.545	0	1	.000	3	6	.500	15	3	3	5	27	3.8	0.8	6.8
16-17 Memphis	6	118	17	36	.472	7	16	.438	3	3	1.000	20	2	0	0	44	3.3	0.3	7.3
18-19 Mem.-LA-C	6	141	23	43	.535	12	23	.522	8	10	.800	32	5	4	0	66	5.3	0.8	11.0
19-20 L.A. Clippers	13	222	31	55	.564	10	23	.435	7	9	.778	49	7	2	3	79	3.8	0.5	6.1
20-21 Denver	10	190	20	45	.444	6	20	.300	8	9	.889	52	11	2	2	54	5.2	1.1	5.4
21-22 Denver	5	69	6	16	.375	1	5	.200	7	7	1.000	12	2	0	1	20	2.4	0.4	4.0
TOTALS	49	819	109	219	.498	36	89	.404	38	46	.826	183	30	12	12	292	3.7	0.6	6.0

REGULAR-SEASON CAREER HIGHS

Minutes.....43, 12/5/16, Memphis at New Orleans
 Field Goals.....10, 3/25/16, Memphis at San Antonio
 Field Goal Attempts.....18, 3/25/16, Memphis at San Antonio
 3-Point Field Goals.....5, 10/30/19, L.A. Clippers at Utah
 3-Point Attempts.....8, 1/3/21, Denver at Minnesota (Twice)
 Free Throws.....12, 2/4/17, Memphis at Minnesota
 Free Throw Attempts.....12, 2/4/17, Memphis at Minnesota
 Offensive Rebounds.....9, 3/30/16, Memphis vs Denver
 Defensive Rebounds.....15, 12/8/16, Memphis vs Portland
 Rebounds.....18, 12/8/16, Memphis vs Portland
 Assists.....7, 3/3/18, Memphis at Orlando
 Steals.....5, 11/30/16, Memphis at Toronto
 Turnovers.....5, 11/30/18, Memphis at Brooklyn (3 times)
 Blocked Shots.....4, 2/17/21, Denver at Washington
 Points.....29, 2/4/17, Memphis at Minnesota

POSTSEASON CAREER HIGHS

Minutes.....31, 4/26/19, L.A. Clippers vs Golden State
 Field Goals.....6, 4/18/19, L.A. Clippers vs Golden State
 Field Goal Attempts.....10, 5/29/21, Denver at Portland (Twice)
 3-Point Field Goals.....3, 4/24/19, L.A. Clippers at Golden State (3 times)
 3-Point Attempts.....6, 4/24/19, L.A. Clippers at Golden State
 Free Throws.....4, 4/21/22, Denver vs Golden State (Twice)
 Free Throw Attempts.....5, 6/3/21, Denver at Portland
 Offensive Rebounds.....4, 6/7/21, Denver at Phoenix
 Defensive Rebounds.....8, 9/5/20, L.A. Clippers vs Denver
 Rebounds.....11, 6/7/21, Denver at Phoenix (Twice)
 Assists.....3, 5/22/21, Denver vs Portland
 Steals.....2, 4/19/16, Memphis at San Antonio
 Turnovers.....3, 4/26/19, L.A. Clippers vs Golden State (3 times)
 Blocked Shots.....2, 4/22/16, Memphis vs San Antonio (Twice)
 Points.....15, 4/24/19, L.A. Clippers at Golden State (Twice)

CAREER-HIGH POINTS

Quarter: 14, 4th QTR, 10/30/19 LAC at UTA

Half: 18, 2nd half, 2/26/18 MEM at BOS

NBA CAREER NOTES

- Appeared in 487 career games (165 starts), averaging 7.9 points (.472 FG%, .366 3P%, .785 FT%), 5.7 rebounds, 0.9 assists in 20.8 minutes per game in eight seasons with four teams - San Antonio Spurs (2014-15), Memphis Grizzlies (2014-15 - 2018-19), Los Angeles Clippers (2018-19), Denver Nuggets (2020-21 - 2021-22).
- Played four games with the Spurs (2014-15), recording a total of 62 points (27-47 FG, 0-6 3P, 8-10 FT), 45 rebounds, four assists, five steals and five blocks in 164 minutes before being waived on October 25, 2014.
- Signed to two 10-day contracts with the Grizzlies (2014-15), appearing in 20 games (one start), averaging 2.7 points (.575 FG%, .800 FT%), 2.0 rebounds, 0.2 assists in 7.0 minutes per game.
- Appeared in 271 games (149 starts), averaging 8.5 points (.478 FG%, .362 3P%, .768 FT%), 6.2 rebounds, 1.0 assists in 22.6 minutes per game in five seasons (2014-15 - 2018-19) with the Grizzlies.

NBA PLAYOFF CAREER NOTES

- Appeared in 49 career playoff games (five starts), averaging 6.0 points (.498 FG%, .404 3P%, .826 FT%), 3.7 rebounds, 0.6 assists in 16.7 minutes per game in seven seasons with three teams - Memphis Grizzlies (2015-17), Los Angeles Clippers (2019, 2020) and Denver Nuggets (2021, 2022).
- Played in three playoff series against the Warriors - 2015 Western Conference Semifinals with the Grizzlies, 2019 Western Conference First Round with the Clippers, 2022 Western Conference First Round with the Nuggets.
- Had best playoff series against the Warriors in the first-round series with the Clippers, averaging 11.0 points (.535 FG%, .522 3P%, .800 FT%), 5.3 rebounds, 0.8 assists in 23.5 minutes per game in six appearances.

G LEAGUE CAREER NOTES

- Appeared in four games (all starts), averaging 12.3 points (.373 FG%, .733 FT%), 10.0 rebounds, 1.0 assists in 31.5 minutes per game in 2012-13 with the Austin Spurs, the San Antonio Spurs G League affiliate.

NBA CAREER TRANSACTIONS

- Undrafted in the 2012 NBA Draft.
- Signed a multi-year contract with the San Antonio Spurs (August 5, 2014).
- Waived by the San Antonio Spurs (October 25, 2014).
- Signed a 10-day contract with the San Antonio Spurs (January 18, 2015).
- Signed a 10-day contract with the Memphis Grizzlies (February 2, 2015).
- Signed a second 10-day contract with the Memphis Grizzlies (February 19, 2015).
- Signed a multi-year contract with the Memphis Grizzlies (March 2, 2015).
- Signed a multi-year contract with the Memphis Grizzlies (September 27, 2017).
- Traded by the Memphis Grizzlies with Garrett Temple to the Los Angeles Clippers for Avery Bradley (February 7, 2019).
- Signed as a free agent with the Los Angeles Clippers (July 18, 2019).
- Signed as a free agent with the Denver Nuggets (November 30, 2020).
- Signed a multi-year contract with the Denver Nuggets (August 18, 2021).
- Traded by the Denver Nuggets with a 2027 first-round draft pick to the Oklahoma City Thunder for Peyton Watson. Denver also received a trade exception Conditional 2027 first-round pick is DEN own (June 23, 2022).
- Waived by the Oklahoma City Thunder (July 20, 2022).
- Signed a contract with the Golden State Warriors (August 1, 2022).

2021-22 SEASON (DENVER)

- Appeared in 67 games (eight starts), averaging 6.4 points (.486 FG%, .266 3P%, .871 FT%), 4.2 rebounds, 0.9 assists in 16.2 minutes per game.

2022 NBA PLAYOFFS (DENVER)

- Appeared in five games (all as a reserve), averaging 4.0 points (.375 FG%, .200 3P%, 7-7 FT), 2.4 rebounds, 0.4 assists in 13.8 minutes per game.

JAMYCHAL GREEN

2020-21 SEASON (DENVER)

- Appeared in 58 games (five starts), averaging 8.1 points (.463 FG%, .399 3P%, .807 FT%), 4.8 rebounds, 0.9 assists in 19.3 minutes per game.

2021 NBA PLAYOFFS (DENVER)

- Appeared in 10 games (all as a reserve), averaging 5.4 points (.444 FG%, .300 3P%, .889 FT%), 5.2 rebounds, 1.1 assists in 19.0 minutes per game.

2019-20 SEASON (LA CLIPPERS)

- Appeared in 63 games (one start), averaging 6.8 points (.429 FG%, .387 3P%, .750 FT%), 6.2 rebounds, 0.8 assists in 20.7 minutes per game.

2020 NBA PLAYOFFS (LA CLIPPERS)

- Appeared in 13 games (all as a reserve), averaging 6.1 points (.564 FG%, .435 3P%, .778 FT%), 3.8 rebounds, 0.5 assists in 17.1 minutes per game.

2018-19 SEASON (MEMPHIS, LA CLIPPERS)

- Appeared in 65 games (six starts), averaging 9.4 points (.483 FG%, .403 3P%, .792 FT%), 6.3 rebounds, 0.8 assists in 21.1 minutes per game with Memphis and LA Clippers.
- With the Grizzlies, appeared in 41 games (four starts), averaging 9.8 points (.484 FG%, .396 3P%, .788 FT%), 6.1 rebounds, 0.9 assists in 22.0 minutes per game.
- With the Clippers, appeared in 24 games (two starts), averaging 8.7 points (.482 FG%, .413 3P%, .810 FT%), 6.5 rebounds, 0.6 assists in 19.6 minutes per game.

2019 NBA PLAYOFFS (LA CLIPPERS)

- Appeared in six games (three starts), averaging 11.0 points (.535 FG%, .522 3P%, .800 FT%), 5.3 rebounds, 0.8 assists in 23.5 minutes per game.

2017-18 SEASON (MEMPHIS)

- Appeared in 55 games (54 starts), averaging 10.3 points (.457 FG%, .339 3P%, .721 FT%), 8.4 rebounds, 1.4 assists in 28.0 minutes per game.

2016-17 SEASON (MEMPHIS)

- Appeared in 77 games (75 starts), averaging 8.9 points (.500 FG%, .379 3P%, .802 FT%), 7.1 rebounds, 1.1 assists in 27.3 minutes per game.

2017 NBA PLAYOFFS (MEMPHIS)

- Appeared in six games (two starts), averaging 7.3 points (.472 FG%, .438 3P%, 3-3 FT), 3.3 rebounds, 0.3 assists in 19.7 minutes per game.

2015-16 SEASON (MEMPHIS)

- Appeared in 78 games (15 starts), averaging 7.4 points (.465 FG%, .333 3P%, .752 FT%), 4.8 rebounds, 0.9 assists in 18.5 minutes per game.

2016 NBA PLAYOFFS (MEMPHIS)

- Appeared in four games (all as a reserve), averaging 6.8 points (.545 FG%, 3-6 FT), 3.8 rebounds, 0.8 assists in 18.0 minutes per game.

2014-15 SEASON (MEMPHIS)

- Appeared in 24 games (one start), averaging 2.6 points (.574 FG%, .800 FT%), 1.9 rebounds, 0.2 assists in 6.8 minutes per game with San Antonio and Memphis.
- With the Spurs, appeared in four games (all as a reserve), averaging 2.0 points (.571 FG%) and 1.5 rebounds in 6.3 minutes per game.
- With the Grizzlies, appeared in 24 games (one start), averaging 2.7 points (.575 FG%, .800 FT%), 2.0 rebounds, 0.2 assists in 7.0 minutes per game.

2015 NBA PLAYOFFS (MEMPHIS)

- Appeared in five games (all as a reserve), averaging 0.4 points (0-2 FG, 0-1 #P, 2-2 FT) and 0.6 rebounds in 1.6 minutes per game.

COLLEGE CAREER NOTES (ALABAMA)

- Appeared in 123 career games, averaging 13.5 points (.519 FG%, .711 FT%), 7.4 rebounds, 1.2 assists, 1.07 steals, 1.72 blocks in 20.7 minutes per game in four seasons (2008-09 - 2011-12) at Alabama.
- Earned one First Team All-SEC (senior), one Second Team All-SEC (junior) and named to SEC All-Freshman team in 2008-09.
- Named to the 2008-09 SEC All-Freshman team after appearing in 32 games, averaging 10.3 points (.538 FG%, .710 FT%), 7.6 rebounds and 0.8 assists per game.
- Appeared in 31 games, averaging 14.1 points (.495 FG%, .695 FT%), 7.2 rebounds and 1.1 assists in 27.0 minutes per game as a sophomore (2009-10).
- Named First Team All-SEC as a junior (2010-11), appearing in 34 games, averaging 15.5 points (.508 FG%, .737 FT%), 7.5 rebounds and 1.4 assists in 27.9 minutes per game.
- Named Second Team All-SEC as a senior (2011-12), appearing in 26 games, averaging 14.0 points (.546 FG%, .690 FT%), 7.4 rebounds and 1.8 assists in 29.2 minutes per game.

PERSONAL: Son of Alonzo and Rita Green... Has one sister, Kemeche... Has known Draymond Green since the eighth grade through AAU basketball... Majored in consumer affairs at the University of Alabama, where he played four years for the Crimson Tide... Played for the USA National U18 Team in Argentina at the 2008 FIBA Americas U18 Championships... A 2008 McDonalds All-American... Named Alabama's 2008 Mr. Basketball by the Alabama Sportswriters Association.



ANDRE IGUODALA

ig-uh-DAH-luh



POSITION: GUARD/FORWARD
HEIGHT: 6-6
WEIGHT: 220
BIRTHDATE: JANUARY 28, 1984
BIRTHPLACE: SPRINGFIELD, IL
COLLEGE: ARIZONA
HIGH SCHOOL: LANPHIER (SPRINGFIELD, IL)
NBA EXPERIENCE: 18 YEARS
DRAFTED BY: PHILADELPHIA, 2004, FIRST ROUND (#9)
HOW ACQUIRED: SIGNED AS FREE AGENT (SEPTEMBER 26, 2022)



NBA REGULAR-SEASON RECORD

YEAR-TEAM	G	MIN	FG	FGA	FG%	3P	3PA	3P%	FTM	FTA	FT%	REB	AST	STL	BLK	PTS	RPG	APG	PPG
04-05 Philadelphia	82	2686	269	546	.493	47	142	.331	156	210	.743	464	246	138	48	741	5.7	3.0	9.0
05-06 Philadelphia	82	3086	344	688	.500	56	158	.354	263	349	.754	481	255	135	21	1007	5.9	3.1	12.3
06-07 Philadelphia	76	3062	443	991	.447	48	155	.310	452	551	.820	434	432	152	33	1386	5.7	5.7	18.2
07-08 Philadelphia	82	3242	582	1277	.456	101	307	.329	365	506	.721	446	391	171	49	1630	5.4	4.8	19.9
08-09 Philadelphia	82	3269	542	1147	.473	80	261	.307	377	521	.724	471	434	131	36	1541	5.7	5.3	18.8
09-10 Philadelphia	82	3193	496	1120	.443	94	303	.310	315	430	.733	529	472	141	55	1401	6.5	5.8	17.1
10-11 Philadelphia	67	2469	338	759	.445	61	181	.337	208	300	.693	387	422	101	38	945	5.8	6.3	14.1
11-12 Philadelphia	62	2209	287	632	.454	76	193	.394	121	196	.617	381	339	107	30	771	6.1	5.5	12.4
12-13 Denver	80	2779	396	879	.451	91	287	.317	155	270	.574	423	433	139	52	1038	5.3	5.4	13.0
13-14 Golden State	63	2040	220	458	.480	62	175	.354	86	132	.652	293	263	95	18	588	4.7	4.2	9.3
14-15 Golden State	77	2069	231	496	.466	74	212	.349	68	114	.596	257	228	89	25	604	3.3	3.0	7.8
15-16 Golden State	65	1732	176	368	.478	54	154	.351	51	83	.614	263	219	73	19	457	4.0	3.4	7.0
16-17 Golden State	76	1998	219	415	.528	64	177	.362	72	102	.706	304	261	76	39	574	4.0	3.4	7.6
17-18 Golden State	64	1623	148	320	.463	33	117	.282	55	87	.632	246	210	54	38	384	3.8	3.3	6.0
18-19 Golden State	68	1578	151	302	.500	48	144	.333	39	67	.582	252	216	61	51	389	3.7	3.2	5.7
19-20 Mem.-Mia.	21	418	38	88	.432	14	47	.298	6	15	.400	78	51	14	21	96	3.7	2.4	4.6
20-21 Miami	63	1339	95	248	.383	60	182	.330	25	38	.658	221	142	57	35	275	3.5	2.3	4.4
21-22 Golden State	31	603	46	121	.380	17	74	.230	15	20	.750	100	114	27	22	124	3.2	3.7	4.0
TOTALS	1223	39391	5021	10855	.463	1080	3269	.330	2829	3991	.709	6030	5128	1761	630	13951	4.9	4.2	11.4

NBA PLAYOFFS RECORD

YEAR-TEAM	G	MIN	FG	FGA	FG%	3P	3PA	3P%	FTM	FTA	FT%	REB	AST	STL	BLK	PTS	RPG	APG	PPG
04-05 Philadelphia	5	192	20	43	.465	3	9	.333	6	12	.500	23	15	14	5	49	4.6	3.0	9.8
07-08 Philadelphia	6	234	23	69	.333	2	14	.143	31	43	.721	29	30	13	1	79	4.8	5.0	13.2
08-09 Philadelphia	6	269	44	98	.449	11	28	.393	30	46	.652	38	40	11	0	129	6.3	6.7	21.5
10-11 Philadelphia	5	182	22	52	.423	3	14	.214	10	14	.714	35	34	5	2	57	7.0	6.8	11.4
11-12 Philadelphia	13	505	58	151	.384	19	49	.388	33	56	.589	74	48	19	5	168	5.7	3.7	12.9
12-13 Denver	6	243	38	76	.500	14	29	.483	18	25	.720	48	32	12	2	108	8.0	5.3	18.0
13-14 Golden State	7	248	32	62	.516	8	15	.533	20	33	.606	33	31	9	2	92	4.7	4.4	13.1
14-15 Golden State	21	635	81	171	.474	29	82	.354	27	65	.415	94	75	25	7	218	4.5	3.6	10.4
15-16 Golden State	24	767	78	164	.476	25	65	.385	32	57	.561	105	90	29	10	213	4.4	3.8	8.9
16-17 Golden State	16	419	46	101	.455	8	42	.190	15	26	.577	65	51	14	7	115	4.1	3.2	7.2
17-18 Golden State	15	401	42	85	.494	14	37	.378	24	34	.706	68	41	21	7	122	4.5	2.7	8.1
18-19 Golden State	21	629	82	166	.494	28	80	.350	14	37	.378	91	83	24	23	206	4.3	4.0	9.8
19-20 Mem.-Mia.	21	410	30	65	.462	14	39	.359	5	7	.714	54	31	17	13	79	2.6	1.5	3.8
20-21 Miami	4	71	6	11	.545	3	7	.429	0	0	---	12	5	4	2	15	3.0	1.3	3.8
21-22 Golden State	7	61	4	9	.444	1	3	.333	2	3	.667	7	12	0	2	11	1.0	1.7	1.6
TOTALS	177	5267	606	1323	.458	182	513	.355	267	458	.583	776	618	217	88	1661	4.4	3.5	9.4

REGULAR-SEASON CAREER HIGHS

Minutes.....52, 1/24/2007, Philadelphia at Cleveland (Twice)
 Field Goals.....15, 3/1/2008, Philadelphia at Phoenix
 Field Goal Attempts.....25, 2/13/2008, Philadelphia vs Memphis (Twice)
 3-Point Field Goals.....7, 11/4/13, Golden State at Philadelphia
 3-Point Attempts.....11, 11/4/13, Golden State at Philadelphia
 Free Throws.....14, 12/31/2008, Philadelphia at L.A. Clippers
 Free Throw Attempts.....17, 12/31/2008, Philadelphia at L.A. Clippers (Twice)
 Offensive Rebounds.....5, 1/11/13, Denver vs Cleveland (6 times)
 Defensive Rebounds.....13, 11/22/2006, Philadelphia at Milwaukee
 Rebounds.....17, 3/15/2010, Philadelphia vs New York
 Assists.....16, 2/4/11, Philadelphia vs New York
 Steals.....6, 2/24/2006, Philadelphia at Milwaukee (3 times)
 Turnovers.....10, 4/12/2009, Philadelphia at Toronto
 Blocked Shots.....4, 1/20/22, Golden State vs Indiana (5 times)
 Points.....34, 1/24/2007, Philadelphia at Cleveland

POSTSEASON CAREER HIGHS

Minutes.....47, 4/28/2009, Philadelphia at Orlando
 Field Goals.....10, 4/30/13, Denver vs Golden State (3 times)
 Field Goal Attempts.....23, 4/19/2009, Philadelphia at Orlando
 3-Point Field Goals.....5, 5/10/19, Golden State at Houston (Twice)
 3-Point Attempts.....9, 6/11/15, Golden State at Cleveland
 Free Throws.....10, 4/28/2009, Philadelphia at Orlando
 Free Throw Attempts.....13, 4/28/2009, Philadelphia at Orlando (Twice)
 Offensive Rebounds.....4, 4/30/19, Golden State vs Houston (Twice)
 Defensive Rebounds.....10, 4/20/13, Denver vs Golden State
 Rebounds.....12, 4/30/13, Denver vs Golden State (Twice)
 Assists.....11, 4/26/2009, Philadelphia vs Orlando
 Steals.....5, 5/10/19, Golden State at Houston (Twice)
 Turnovers.....7, 4/28/13, Denver at Golden State
 Blocked Shots.....4, 6/10/19, Golden State at Toronto
 Points.....29, 4/24/2009, Philadelphia vs Orlando

QUICK FACTS

- Four-time NBA Champion (2015, 2017, 2018, 2022) and 2015 NBA Finals MVP with the Warriors.
- Has advanced to the postseason 12 straight seasons, beginning with the 2010-11 season with the 76ers.
- Entering the 2022-23 season, his 12 consecutive playoff appearances is tied with Chris Paul and Danny Green for the second-longest such streak among active players, trailing only James Harden with 13.

CAREER-HIGH POINTS

Quarter: 17 (twice), 4th QTR, 12/22/07 PHI at MEM and 1st QTR, 3/22/09 PHI at SAC
 Half: 27, 1st half, 11/4/13 GSW at PHI

NBA HONORS

- Four-time NBA champion (2015, 2017, 2018, 2022) with Golden State.
- Named 2015 NBA Finals Most Valuable Player.
- Two-time All-Defensive Team selection (First Team in 2013-14, Second Team in 2010-11).
- NBA All-Star in 2012.
- Earned 2004-05 All-Rookie First Team honors.

NBA RANKINGS

- Ranked among the Top 10 in the NBA in assists in 2009-10 (472).
- Ranked among the Top 10 in the NBA in steals in seven seasons (6th in 2004-05, 2nd in 2006-07, 3rd in 2007-08, 9th in 2008-09, 6th in 2009-10, 7th in 2011-12, 8th in 2012-13).
- Ranked among the Top 10 in the NBA in steals per game in six seasons (8th in 2004-05, 4th in 2006-07, 6th in 2007-08, 10th in 2008-09, 7th in 2009-10, 6th in 2011-12).
- Is third among active players in total steals (1,734).
- Ranks 17th among active players in steals per game (1.45) and ranked among the top 10 in steals per game in six seasons: 2004-05 (1.68, 8th); 2006-07 (2.00, 4th); 2007-08 (2.09, 6th); 2008-09 (1.60, 10th); 2009-10 (1.72, 7th); 2011-12 (1.73, 6th).
- Played all 82 regular season games in five seasons (2004-05, 2005-06, 2007-08, 2008-09 and 2009-10).
- Ranked among the Top 10 in the NBA in minutes played in four seasons (6th 2006-07, 3rd in 2007-08, 1st in 2008-09, 2nd in 2009-10).
- Entering the 2021-22 season, among active players, ranks second in games played (1,192) and third in steals (1,734) and minutes played (38,791), ninth in assists (5,014) and 19th in points (13,827).

NBA CAREER NOTES

- Four-time NBA champion (2015, 2017, 2018, 2022) with Golden State.
- Appeared in 1,223 career games (784 starts), averaging 11.4 points (.463 FG%, .330 3P%, .709 FT%), 4.9 rebounds, 4.2 assists, 1.44 steals in 32.2 minutes per game in 18 NBA seasons with the Philadelphia 76ers, Denver Nuggets, Miami Heat and Golden State Warriors.
- With the Warriors, appeared in 444 career games (84 starts), averaging 7.0 points (.480 FG%, .334 3P%, .638 FT%), 3.9 rebounds and 3.4 assists in 26.7 minutes per game in six seasons (2013-14 – 2018-19).
- Has recorded nine career triple-doubles.
- Named the 2015 NBA Finals MVP with averages of 16.3 points, 5.8 rebounds, 4.0 assists and 1.33 steals in 37.1 minutes, including a 2015 postseason-high 25 points in Game 6... Joined Rick Barry (1975) as the only Finals MVPs in franchise history and became the first Finals MVP in NBA history to win the award without having started a regular season game that season.
- Two-time All-Defensive Team selection (First Team in 2013-14, Second Team in 2010-11).
- NBA All-Star in 2012.
- Earned 2004-05 All-Rookie First Team honors.
- Is one of 13 players with three NBA championships AND an NBA Finals MVP (started in 1969), joining Kareem Abdul-Jabbar, Larry Bird, Kobe Bryant, Tim Duncan, LeBron James, Dennis Johnson, Magic Johnson, Michael Jordan, Shaquille O'Neal, Tony Parker, Dwyane Wade, and James Worthy.
- Finalist for the 2016-17 Sixth Man of the Year Award along with Houston's Eric Gordon and Lou Williams.
- Among league leaders in 2016-17, ranked first in assist-to-turnover ratio (4.50; 261 assists to 58 turnovers), the first Warrior ever to lead the NBA in that category.

ANDRE IGUODALA

- Earned NBA All-Defensive First Team honors in 2013-14, becoming the first player in Warriors history to be named First Team All-Defense since Nate Thurmond in 1970-71... Named to the NBA All-Defensive Second Team in 2010-11.
- Earned MVP honors for the 2006 T-Mobile Rookie Challenge at NBA All-Star Weekend in Houston.
- Finished second in the Sprite Rising Stars Slam Dunk Competition in 2006 behind New York's Nate Robinson.
- Earned NBA All-Rookie First Team honors in 2004-05.
- Has tallied 81 career double-doubles (three with the Warriors) and nine triple-doubles.
- Won a gold medal as a member of Team USA at the 2012 Olympic Games in London.

NBA POSTSEASON CAREER HIGHLIGHTS

- Appeared in 177 postseason games (81 starts), averaging 9.4 points (.458 FG%, .355 3P%), 4.4 rebounds, 3.5 assists and 1.23 steals in 29.8 minutes.
- On the Warriors' all-time postseason career leaders lists, ranks fourth in steals (122), fifth in three-pointers made (113), third in assists (383), fourth in games played (111) and fourth in minutes played (3,160).
- Has scored in double figures in 76 games, 20-or-more in 16.
- Grabbed 10-or-more rebounds in six games and dished out 10-or-more assists in two games.
- Has tallied six double-doubles (four point/rebound, two point/assist), including two 20/10 games, in his postseason career.
- Started each of the last three games of the 2015 NBA Finals and helped lead Golden State to three-straight victories to close out The Finals.
- Blocked a playoff career-high three shots in Game 4 of the 2015 Western Conference Finals on 5/25/15 at Houston.
- In 2013 with Denver, joined LeBron James and Kevin Durant as the only players to average at least 18.0 points, 8.0 rebounds and 5.0 assists in the postseason.
- Won his first playoff series in the 2012 First Round with Philadelphia, as the No. 8 seed 76ers defeated the No. 1 seed Chicago Bulls with a 4-2 series victory.
- Hit two series-clinching free throws with 2.2 seconds remaining in Philadelphia's 79-78 win in Game 6 of the 2012 First Round on 5/10/12 vs. Chicago... Finished the game with 20 points, seven assists and four rebounds in 43 minutes.
- Scored a postseason career-high 29 points in Game 3 of the 2009 First Round on 4/24/09 vs. Orlando.
- Made his NBA playoff debut in Game 1 of the 2005 First Round on 4/23/05 at Detroit, tallying 10 points, four rebounds and four assists in 40 minutes.

2021-22 SEASON (GOLDEN STATE)

- Appeared in 31 games (all as a reserve), averaging 4.0 points (.380 FG%, .230 3P%, .750 FT%), 3.2 rebounds, 3.7 assists in 19.4 minutes per game.
- Scored in double figures in four games.
- Dished out 10-or-more assists in one game.
- Led team in rebounds in one game, assists in five.
- Missed one game due to left hip soreness, 11 games due to left hip injury management, 16 games due to right knee soreness and 22 games due to low back tightness.
- On 11/5/21 vs. New Orleans, dished out 10 assists in 17 minutes, becoming the first Warriors reserve to record 10 assists while playing less than 18 minutes (previous record was Lorenzo Romar with 10 assists in 19 minutes on 2/23/82 at San Antonio). It was the most assists by a Warriors reserve since Iguodala with 10 on 12/14/17 vs. Dallas.

2022 NBA PLAYOFFS (GOLDEN STATE)

- Won fourth NBA title (2015, 2017, 2018, 2022).
- In the 2022 NBA Playoffs, appeared in seven games (all as a reserve), averaging 1.6 points (.444 FG%, .333 3P%, .667 FT%), 1.0 rebounds, 1.7 assists in 8.8 minutes per game.
- Has played in 177 career playoff games, tied with Dwyane Wade for 19th on NBA Playoff all-time games played list. His 111 career playoff games with the Warriors ranks fourth on the franchise playoff all-time list for games played.
- In the First Round vs. Denver, appeared in three games (all as a reserve), averaging 1.3 points (1-5 FG, 2-3 FT), 2.3 rebounds, 2.3 assists in 14.1 minutes per game.
- In the Semifinals vs. Memphis, did not play, missing all six games due to a left cervical disc injury.
- In the Conference Finals vs. Dallas, did not play, missing all five games due to a left cervical disc injury.
- In the 2022 NBA Finals vs. Boston, appeared in four games (all as a reserve), averaging 1.8 points (3-4 FG, 1-1 3P) and 1.3 assists in 4.8 minutes per game.
- Missed 14 games due to injury - one game due to bilateral neck spasm (4/18 vs. Denver, G2); 12 games due left cervical disc injury; one game due to right knee inflammation (6/5 vs. Boston, G2).

2020-21 SEASON (MIAMI)

- Appeared in 63 games (five starts), averaging 4.4 points, 3.5 rebounds and 2.3 assists in 21.2 minutes per game.
- Missed seven games due to injury and a pair of games to rest; missed one game with neck spasms and six games with a sore left hip.
- Was second on the team in blocks and third in steals.
- Led the Heat in rebounds in two games and assists in two.
- Scored in double figures six times.
- Grabbed 10-or-more rebounds in one game.
- On 5/4/21 vs. Dallas, dished out his 5,000th career assist.

2019-20 SEASON (MIAMI)

- Appeared 21 games (all as a reserve), averaging 4.6 points, 3.7 rebounds, 2.4 assists, a career-high 1.00 blocks in 19.9 minutes per game.
- Inactive 51 times while away from Memphis and inactive for another game (2/7) due to a pending trade to Miami
- Scored in double figures in three games.

2018-19 SEASON (GOLDEN STATE)

- Appeared in 68 games (13 starts), averaging 5.7 points, 3.7 rebounds and 3.2 assists in 23.2 minutes per game.
- Scored in double figures in 11 games, 20 or more in one.
- Led team in scoring in one game, rebounding in four, assists in one.
- In 13 starts, averaged 4.9 points, 3.5 rebounds and 3.1 assists in 26.6 minutes per game.
- Missed 14 games (12 due to injury or illness, two due to rest).

2019 PLAYOFFS (GOLDEN STATE)

- Appeared in 21 games (15 starts), averaging 9.8 points (.494 FG%, .350 3P%), 4.3 rebounds, 4.0 assists, 1.14 steals, 1.10 blocks in 30.0 minutes per game in the 2019 NBA Playoffs.
- Scored in double figures in 10 games, 20 or more once.
- Led team in assists in one game.
- In NBA Finals Game 6 vs. Toronto, recorded a 2019 Playoff high 22 points (9-15 FG, 3-6 3P, 1-5 FT), two rebounds, two assists, one block in 32 minutes.

2017-18 SEASON (GOLDEN STATE)

- Appeared in 64 games (seven starts), averaging 6.0 points, 3.8 rebounds, and 3.3 assists in 25.4 minutes per game.
- Among league leaders, ranked 10th in assists per turnover (3.13).
- Scored in double figures in 13 games.
- In seven starts (Warriors 5-2 in those games), averaged 8.6 points (.511 FG%, .333 3pt%, .692 FT%), 3.7 rebounds, 3.6 assists in 26.6 minutes per game.
- Made key defensive steal on a fast break with 6.1 seconds remaining to seal a win on March 2 at Atlanta.
- Missed two games due to rest, two due to sore left knee, one due to flu-like symptoms, one game due to a low back strain and hip strain, two due to a left calf contusion, three due to a left wrist sprain and six due to left knee soreness.

2018 PLAYOFFS (GOLDEN STATE)

- Appeared in 15 games (12 starts), averaging 8.1 points (.494 FG%, .378 3pt%, .706 FT%), 4.5 rebounds, 2.7 assists, 1.40 steals in 26.8 minutes per game.
- Scored in double figures in seven games.
- Led team in rebounding in one game.
- Missed six games (Games 4-7 of Western Conference Finals vs. Houston and NBA Finals Games 1 & 2) with a left lateral leg contusion/bone bruise.
- After missing the six games, returned to the lineup to post a total of 19 points (7-12 FG, 3-6 3pt, 2-2 FT), four rebounds, one assist, three steals and two blocks in Games 3 and 4 of the NBA Finals.

2016-17 SEASON (GOLDEN STATE)

- Appeared in 76 games, averaging 7.6 points, 4.0 rebounds, 3.4 assists and 1.00 steal in 26.3 minutes per game while shooting a career-high 52.8 percent from the field.
- Named a finalist for the 2016-17 Sixth Man of the Year Award along with Houston's Eric Gordon and Lou Williams.

ANDRE IGUODALA

- Among league leaders, ranked first in assist-to-turnover ratio (4.50; 261 assists to 58 turnovers), the first Warrior ever to lead the NBA in that category.
- Ranked first among all reserves (min. 50 games) in plus/minus per game with an on-court differential of +6.9.
- Tallied a single-season career-best 36 games without a turnover.
- Scored in double figures 22 times and 20-plus three times... Scored in double figures four-straight times, a season-best streak (3/26-3/31).
- Grabbed double-digit rebounds twice.
- Scored 15 points on a season-high-tying seven field goals (7-of-10 FG) on 4/8 vs. New Orleans... Recorded five assists without a turnover in that contest.
- Averaged 12.0 points, 4.3 rebounds and 3.4 assists while shooting 59.4 percent from the field and 41.0 percent from three-point range in the month of March.
- Scored a season-high 24 points on 3/6 at Atlanta, his second 20-point outing of the season, connecting on a season-high four three-pointers (4-of-6 3FG) and a season-high-tying eight free throws (8-of-11 FT).
- Dished out a season-high nine assists on 2/25 vs. Brooklyn.
- Recorded 17 assists and no turnovers in a five-game stretch (1/4-1/12), the longest streak of games without a turnover in his career.
- Dished out six assists without a turnover on 1/4 vs. Portland, a season-high for most assists without a turnover.
- Missed five games due to rest and one with a left hip strain.

2017 PLAYOFFS (GOLDEN STATE)

- Appeared in 16 games, averaging 7.2 points, 4.1 rebounds and 3.2 assists in 26.2 minutes while shooting 45.5 percent from the field.
- Scored in double figures four times, including one 20-point game.
- Grabbed double-digit rebounds once.
- Among league leaders, ranked sixth in the 2017 postseason in assist-to-turnover ratio (3.19; 51 assists to 16 turnovers).
- Scored a 2017 postseason-high 20 points in 38 minutes off the bench in Game 5 of the NBA Finals on 6/12 vs. Cleveland, recording his fourth double-digit scoring effort of the 2017 postseason and finishing with a game-high-tying +18 on-court differential... Set a 2017 playoff-high with four steals and tied a 2017 postseason-high with two three-pointers.
- Appeared in his 100th career postseason game (59th with the Warriors) in Game 3 of the Western Conference Semifinals on 5/6 at Utah, leading all reserves with 11 points, his second-straight double-digit scoring effort (third of the 2017 postseason).
- Scored 10 points to go with five rebounds and four assists in Game 2 of the Western Conference Semifinals on 5/4 vs. Utah, scoring in double figures for the second time of the 2017 postseason.
- Finished the First Round series with an assist-to-turnover ratio of 9.00 (18 assists to two turnovers).
- Led all reserves with 16 points in Game 3 of the First Round on 4/22 at Portland.
- Grabbed 10 rebounds in Game 2 of the First Round on 4/19 vs. Portland, recording his sixth career double-digit rebound performance in the playoffs (second with the Warriors)... Dished out six assists without a turnover in that contest.
- Missed Game 2 of the Western Conference Finals on 5/16 vs. San Antonio due to left knee soreness.

2015-16 SEASON (GOLDEN STATE)

- Appeared in 65 games (one start), averaging 7.0 points, 4.0 rebounds, 3.4 assists and 1.12 steals in 26.6 minutes.
- Scored in double figures 17 times and 20-plus three times.
- Recorded one double-double.
- Returned from a 13-game absence due to a left ankle sprain on 4/5 vs. Minnesota.
- Hit two game-tying free throws with 0.7 seconds remaining to force overtime on 2/27 at Oklahoma City, a game the Warriors went on to win.
- Matched his season high with 20 points on 1/18 at Cleveland, hitting a season-high 7-of-8 (.875) from the field and matching a season-best with four threes (4-of-5 3FG).
- Tied a season-high with 20 points on 12/31 at Houston, hitting a season-high six free throws (6-of-7 FT).
- Recorded his lone double-double of the season with 13 points and a season-high 10 rebounds on 12/11 at Boston.
- Hit a game-tying three-pointer with 5.9 seconds left in regulation on 11/14 vs. Brooklyn, a game the Warriors went on to win in overtime.
- Tallied season-highs in points (20) and three-pointers (4) on 11/11 at Memphis.
- Dished out a season-high seven assists on 11/6 vs. Denver.
- Missed 13 games due to a left ankle sprain... Missed three games due to left hamstring tightness... Missed one game due to rest.

2016 PLAYOFFS (GOLDEN STATE)

- Appeared in 24 postseason games (three starts), averaging 8.9 points, 4.4 rebounds, 3.8 assists and 1.21 steals in 32.0 minutes.
- Scored in double figures eight times and 20-plus once.
- In his third start of the postseason in Game 6 of the NBA Finals on 6/16 at Cleveland, tallied five points, four rebounds and three assists in 30 minutes.
- Earned his second start of the postseason in Game 5 of the NBA Finals on 6/13 vs. Cleveland, finishing with 15 points, a 2016 postseason-high 11 rebounds and six assists for his sixth career postseason double-double (first with the Warriors).
- In Game 7 of the Western Conference Finals on 5/30 vs. Oklahoma City, made his first start since 1/2/16 vs. Denver and first in the playoffs since Game 6 of the 2015 NBA Finals on 6/16/15... Scored seven points and grabbed four rebounds in 43 minutes, his most minutes played in a postseason game as a Warrior (most since 4/23/13 vs. Golden State, Game 2 of the First Round).
- Dished out a 2016 postseason-high eight assists to go with eight points in Game 5 of the Western Conference Finals on 5/26 vs. Oklahoma City.
- Scored a 2016 postseason-high 22 points in Game 4 of the First Round on 4/24 at Houston, his 14th career playoff 20-point game (fourth with Golden State; first as a reserve).

2014-15 SEASON (GOLDEN STATE)

- Appeared in 77 games, all off the bench, averaging 7.8 points, 3.3 rebounds and 3.0 assists in 26.9 minutes.
- Among reserves (min. 40 games off the bench), led the NBA in plus/minus (+5.7) and Net Rating (12.2).
- Scored in double figures 21 times and 20-plus three times.
- Matched a season-high with four three-pointers on 4/4 at Dallas.
- Hit a season-high six free throws (6-of-9 FT) on 3/31 at the L.A. Clippers, matching a season-high with seven assists.
- Scored in double figures five consecutive times (3/18-3/24), his longest such streak as a Warrior... Averaged 15.2 points on 65.9 percent shooting from the field in that span.
- Tied season-highs with 21 points and nine field goals (9-of-11 FG) on 3/24 at Portland.
- Scored a season-high 21 points and hit a season-high nine field goals (9-of-11 FG), including a perfect 7-of-7 from inside the arc, on 3/18 vs. Atlanta.
- Hit a season-high four three-pointers to finish with 14 points and six rebounds on 2/20 vs. San Antonio.
- Dished out a season-high seven assists on 1/14 vs. Miami.
- Scored 20 points on 7-of-12 (.583) shooting from the field and collected five rebounds on 12/14 at New Orleans.
- In his 759th regular-season game (807th including playoffs), came off the bench for the first time in his career in the season opener on 10/29 at Sacramento.
- Missed five games due to rest.

2015 PLAYOFFS (GOLDEN STATE)

- Appeared in 21 postseason games (three starts), averaging 10.4 points, 4.5 rebounds, 3.6 assists and 1.19 steals in 30.2 minutes.
- Named the NBA Finals MVP with averages of 16.3 points, 5.8 rebounds, 4.0 assists and 1.33 steals in 37.1 minutes, including a 2015 postseason-high 25 points in Game 6... Joined Rick Barry (1975) as the only Finals MVPs in franchise history and became the first Finals MVP in NBA history to win the award without having started a regular season game that season.
- In his 96th game of the season, made his first start of the year in Game 4 of the NBA Finals on 6/11 at Cleveland with Golden State trailing 1-2 in the series, and finished with 22 points and eight rebounds, matching a season-high with four threes.
- Started each of the last three games of NBA Finals and helped lead Golden State to three-straight victories to close out The Finals.
- Blocked a playoff career-high three shots in Game 4 of the Western Conference Finals on 5/25 at Houston.
- In the last three games of the Western Conference Semifinals against Memphis (all Warriors wins), shot 8-of-14 (.571) from three-point range.

ANDRE IGUODALA

2013-14 SEASON (GOLDEN STATE)

- Appeared in 63 games (all starts), averaging 9.3 points, 4.7 rebounds, 4.2 assists and 1.51 steals in 32.4 minutes.
- Earned NBA All-Defensive First Team honors, the first All-Defensive Team selection for a Warrior since Latrell Sprewell was named to the Second Team in 1993-94 and the first time a Warrior was named to the First Team since Nate Thurmond in 1970-71... Marked his second career All-Defensive recognition (previously named to the Second Team with Philadelphia in 2010-11).
- Led the NBA in plus/minus per game, averaging a +9.0 point differential while on the court.
- Scored in double figures 24 times, 20-plus three times and 30-plus once.
- Tallied double-digit assists four times and double-digit rebounds twice.
- Recorded two double-doubles.
- Hit 9-of-10 (.900) at the free throw line on 3/30 vs. New York, the first time he's hit at least 90 percent of his free throws (minimum 10 attempts) since 2/9/09 vs. Phoenix (10-of-11 FT).
- Grabbed a season-high 11 rebounds on 2/22 vs. Brooklyn.
- Secured a double-double with 12 points and 10 rebounds on 1/26 vs. Portland.
- Hit his second buzzer beater of the season (fifth career game-winner) on a three-pointer as time expired on 1/3 at Atlanta.
- Totaled eight points, 10 assists and seven rebounds on 12/29 at Cleveland.
- Dished out a season-high 14 assists on 11/20 vs. Memphis.
- Hit the game-winner as time expired on 11/14 vs. Oklahoma City, his fourth career game-winner with less than three seconds remaining... Finished the game with 14 points and nine assists.
- Scored a season-high 32 points on 11/4 at Philadelphia, hitting 11-of-18 (.611) from the field and a career-high seven threes (7-of-11 3FG).
- Recorded his first double-double as a Warrior on 10/31 at the L.A. Clippers, totaling 14 points and 11 assists.
- Made his Warriors debut on 10/30 vs. the L.A. Lakers, totaling seven points, four rebounds, four assists and two steals.
- Missed 12 games with a left hamstring strain... Missed six games with right knee tendinitis... Missed one game due to rest.

2014 PLAYOFFS (GOLDEN STATE)

- Appeared in seven postseason games (all starts), averaging 13.1 points, 4.7 rebounds, 4.4 assists and 1.29 steals in 35.4 minutes, tallying postseason career-highs with 51.6 percent shooting from the field and 53.3 percent from three-point range.
- Scored in double figures in five-straight games to end the postseason, his longest double-digit scoring streak of the season.
- Tallied 18 points, eight rebounds and eight assists in Game 5 of the First Round on 4/29 at the L.A. Clippers, becoming the first Warrior to tally those numbers in a playoff game since Baron Davis in Game 1 of the First Round on 4/22/07 at Dallas.
- Finished with playoff season-highs in points (22) and assists (nine) while shooting 6-of-8 (.750) from the field, 2-of-2 from three-point range and 8-of-10 (.800) from the free throw line in 42 minutes in Game 4 of the First Round on 4/27 vs. the L.A. Clippers.

2012-13 SEASON (GOLDEN STATE)

- Appeared in 80 games (all starts), averaging 13.0 points, 5.4 assists, 5.3 rebounds and 1.74 steals in 34.7 minutes.
- Ranked 11th in the NBA in steals per game and third among shooting guards in assists per game behind only Kobe Bryant (6.0) and James Harden (5.8).
- Scored 20-plus points 11 times.
- Totaled 10 double-doubles and one triple-double.
- Scored a season-high 29 points twice (11/23 vs. Golden State; 2/27 at Portland).
- Recorded a triple-double on 4/10 vs. San Antonio with 12 points, 13 rebounds and 10 assists.

2013 PLAYOFFS (DENVER)

- Appeared in six postseason games (all starts) in Denver's first round playoff series against Golden State, averaging 18.0 points, 8.0 rebounds, 5.3 assists and 2.00 steals in 40.5 minutes.
- Joined LeBron James and Kevin Durant as the only players to average at least 18.0 points, 8.0 rebounds and 5.0 assists during the 2013 NBA Playoffs.
- Led the team in the postseason in assists, steals and minutes, while ranking second in points and rebounds.

2011-12 SEASON (PHILADELPHIA)

- Appeared in 62 games (all starts), averaging 12.4 points, 6.1 rebounds, 5.5 assists and 1.73 steals in 35.6 minutes, shooting a career-high 39.4 percent from three-point range.
- Ranked ninth in the NBA in assist-to-turnover ratio (2.95), sixth in steals and tied for 16th in assists.
- Scored 20-plus five times.
- Totaled eight double-doubles and one triple-double.
- Named an Eastern Conference All-Star, his first career All-Star selection... Tallied 12 points on 6-of-7 (.857) shooting in 14 minutes at the All-Star Game in Orlando.
- Recorded a triple-double on 1/28 vs. Detroit with 10 points, 10 rebounds and 10 assists in 35 minutes.

2012 PLAYOFFS (PHILADELPHIA)

- Appeared in 13 postseason games (all starts), averaging 12.9 points, 5.7 rebounds, 3.7 assists and 1.46 steals in 38.8 minutes.
- Won his first playoff series, as the No.8 seed Sixers defeated the No. 1 seed Chicago Bulls (4-2) in the First Round.
- Hit two series-clinching free throws with 2.2 seconds remaining in Philadelphia's 79-78 win in Game 6 of the First Round on 5/10 vs. Chicago... Finished the game with 20 points, seven assists and four rebounds in 43 minutes.

2010-11 SEASON (PHILADELPHIA)

- Appeared in 67 games (all starts), averaging 14.1 points, 6.3 assists, 5.8 rebounds and 1.51 steals in 36.9 minutes per game.
- Named to the NBA All-Defensive Second Team, his first career All-Defensive honor.
- Joined LeBron James as the only players in the NBA to average at least 14 points, six assists and five rebounds in 2010-11.
- Tallied 11 double-doubles and three triple-doubles.
- One of four players (LeBron James, Rajon Rondo and Russell Westbrook) to notch at least three triple-doubles in 2010-11.
- Saw his streak of 252 consecutive games played/started end on 11/7 at New York because of tendinitis in his right Achilles and missed 15 games overall.
- Dished out a career-high 16 assists and scored 18 points on 2/4 vs. New York.

2011 PLAYOFFS (PHILADELPHIA)

- Appeared in all five postseason games (all starts) of the First Round against Miami, averaging 11.4 points, 7.0 rebounds, 6.8 assists and 1.00 steal in 36.4 minutes per game.
- Scored a postseason-high 22 points and grabbed 10 rebounds in 35 minutes in Game 5 of the First Round on 4/27 at Miami.

2009-10 SEASON (PHILADELPHIA)

- Started all 82 games for the third-straight season, averaging team-highs in points (17.1), assists (5.8) and steals (1.72) to go with 6.5 rebounds in 38.9 minutes.
- Ranked tied for 14th in the league in assists, seventh in steals and second in total minutes played.
- Joined LeBron James as the only players to average at least 17 points, six rebounds and five assists in 2009-10.
- Scored 20-plus points 29 times and 30-plus four times.
- Recorded 11 double-doubles (seven point/rebound, four point/assist).
- Scored a season-high 33 points to go with 11 assists, eight rebounds and five steals on 4/3 vs. Toronto.
- Grabbed a career-high 17 rebounds and scored 14 points on 3/15 vs. New York.

2008-09 SEASON (PHILADELPHIA)

- Started all 82 games for the second-straight season, averaging a team-high 18.8 points to go with 5.7 rebounds, 5.3 assists and 1.60 steals in 39.9 minutes.
- Joined LeBron James, Chris Paul and Dwyane Wade as the only players among qualifiers to average at least 18 points, five rebounds and five assists in 2008-09.
- Led the NBA in total minutes played and minutes per game (3,269) while ranking 27th in scoring, 21st in assists, 10th in steals and 12th in free throw attempts.
- Averaged 20.6 points over the final 64 games of the season after averaging 13.0 through the first 17 games.
- Posted 11 double-doubles (six point/rebound, five point/assist).

ANDRE IGUODALA

- Hit a career-high 14 free throws (14-of-17 FT) on 12/31 at the L.A. Clippers, finishing with 28 points, seven rebounds and seven assists.

2009 PLAYOFFS (PHILADELPHIA)

- Started all six games of Philadelphia's First Round matchup vs. Orlando, averaging team-highs of 21.5 points, 6.7 assists and 1.83 steals along with a team-high-tying 6.3 rebounds in 44.8 minutes per game.

2007-08 SEASON (PHILADELPHIA)

- Started all 82 games, averaging a career-high 19.9 points to go with 5.4 rebounds, 4.8 assists and 2.09 steals in 39.5 minutes per game.
- Joined Caron Butler as the only players among qualifiers to average at least 19 points, five rebounds, four assists and two steals in 2007-08.
- Ranked sixth in the NBA in steals, tied for 28th in scoring, tied for 26th in assists and sixth in minutes played.
- Over the season's final 66 games, had 140 steals to 147 turnovers (steals per turnover ratio of 0.95).
- Scored 20-plus points a career-high 43 times, with Philadelphia posting a 25-18 record when he scored at least 20 points, and scored 30-plus four times.
- Collected eight double-doubles (five point/rebound, three point/assist).
- Tallied 30 points and 10 assists on 4/4 at Atlanta, becoming the first Sixer to post a 30-point/10-assist game since Allen Iverson on 12/2/06 and the first Sixer other than Iverson to do so since Jeff Hornacek on 11/20/92.
- Scored a season-high 33 points to go with six rebounds, five assists and two blocks in 40 minutes on 1/26 at Charlotte.

2008 PLAYOFFS (PHILADELPHIA)

- Started all six games of Philadelphia's First Round playoff series against Detroit, averaging 13.2 points, 5.0 assists, 4.8 rebounds and 2.17 steals in 39.0 minutes per game.

2006-07 SEASON (PHILADELPHIA)

- Appeared in 76 games (all starts), averaging 18.2 points, 5.7 rebounds, 5.7 assists and 2.00 steals in a career-high 40.3 minutes per game.
- One of just four players among qualifiers to average at least 18 points, five rebounds and five assists in 2006-07 (Kobe Bryant, LeBron James and Tracy McGrady).
- Over his final 29 games played, averaged 20.0 points, 6.7 assists and 6.1 rebounds in 41.4 minutes.
- Ranked 29th in the league in scoring, tied for 16th in assists, fourth in steals and tied for fourth in minutes per game.
- Tallied seven double-doubles and three triple-doubles, one of just three players (Jason Kidd and Kevin Garnett) to record at least three triple-doubles in 2006-07.
- Scored a career-high 34 points and dished out nine assists on 1/24 at Cleveland.
- Missed the first game of his career with a lower back strain on 3/23 and missed five more games with that injury... At the time, his streak of 232 consecutive games started was the third longest of any active player in the NBA.

2005-06 SEASON (PHILADELPHIA)

- Started in all 82 games, averaging 12.3 points, 5.9 rebounds, 3.1 assists and 1.65 steals in 37.6 minutes per game.
- Became the first Sixers player since Clarence Weatherspoon (1992-94) to start and play in all 82 games of his first two seasons with the team.
- Ranked 14th in the NBA in steals per game and 12th in steals per turnover ratio (0.88).
- Scored in double figures 55 times and 20-plus 10 times.
- Recorded seven double-doubles.
- Tallied a season-high 27 points to go with eight assists and five rebounds on 4/18 vs. New Jersey.
- Matched a career-high with six steals to go with 13 points and six assists on 2/24 at Milwaukee.
- Swiped a career-high-tying six steals and scored 20 points on 12/9 vs. Charlotte.
- Named MVP of the 2006 T-Mobile Rookie Challenge at NBA All-Star Weekend in Houston, tallying 30 points, six rebounds, four steals and three assists for the Sophomores squad.
- Finished second in the Sprite Rising Stars Slam Dunk Competition, edged by New York's Nate Robinson in the NBA's first-ever dunk contest tie-breaker.

2004-05 SEASON (PHILADELPHIA)

- Started all 82 games, averaging 9.0 points, 5.7 rebounds, 3.0 assists and 1.68 steals in 32.8 minutes per game... Was the only Sixer to start every game and the first Sixers rookie to start 82 games in a season since Clarence Weatherspoon (1992-93).
- Named to the NBA All-Rookie First Team.
- Among NBA leaders, ranked eighth in steals per game.
- Finished with 138 steals, the third-most steals by a Sixers rookie in franchise history.
- Tallied five double-doubles and one triple-double.
- Recorded his first career triple-double with 10 points, 10 rebounds and 10 assists on 3/23 vs. Detroit.
- Tied his season-high with 22 points on 1/10 vs. Portland.
- Posted his first career double-double on 12/28 at Portland, tallying a season-high 22 points and 10 rebounds.
- Swiped a career-high six steals to go with eight points and 11 rebounds on 11/21 at Miami.
- Made his NBA debut on 11/3 at Boston, recording eight points, one assist and one steal in 20 minutes.
- Tallied 11 points, seven rebounds and four assists in the got milk? Rookie Challenge at NBA All-Star Weekend in Denver.

2005 PLAYOFFS (PHILADELPHIA)

- Started all five games in Philadelphia's First Round playoff series against Detroit, averaging 9.8 points, 4.6 rebounds, 3.0 assists and 2.80 steals in 38.4 minutes.
- Made his NBA playoff debut in Game 1 of the First Round on 4/23 at Detroit, tallying 10 points, four rebounds, four assists and two steals in 40 minutes.

USA BASKETBALL NOTES

- Named a member of the 2014 USA Basketball Men's National Team player pool but had to withdraw from consideration for the 2014 World Cup due to injury.
- Won an Olympic gold medal with the U.S. Men's Basketball Team at the 2012 Olympic Games in London, averaging 4.3 points, 2.8 rebounds and 1.4 assists while shooting 70.0 percent from the field in Olympic play.
- Started for Team USA at the 2010 FIBA World Championship in Turkey, averaging 5.7 points, 4.6 rebounds and 1.9 assists in nine games as Team USA captured gold.
- Member of the U.S. Select Team in 2008, which prepared Team USA for the Olympic Games.

COLLEGE CAREER (ARIZONA)

- Appeared in 62 games (34 starts) over two seasons at Arizona, averaging 9.6 points, 6.6 rebounds, 3.4 assists and 1.53 steals in 25.4 minutes.
- In his final season at Arizona as a sophomore in 2003-04, named to the All-Pac-10 Team, earned All-District 9 honors from the U.S. Basketball Writers Association, named Honorable Mention All-America by The Associated Press and received Second Team Pac-10 All-Academic honors.
- Became the sixth early entry candidate under Arizona head coach Lute Olson.
- Posted 10 career double-doubles and three triple-doubles.
- Joined Jason Kidd (California) as the only Pac-10 players to register more than one triple-double in a season.
- Named to the Pac-10 All-Freshman team in 2002-03.
- Appeared in five NCAA Tournament games.
- Signed with Arizona in the spring of 2002 after being released from his National Letter of Intent at Arkansas following Nolan Richardson's departure.

PERSONAL: Full name is Andre Tyler Iguodala (ig-uh-DAH-luh)... Son of Linda Shanklin... Married his wife, Christina, in August 2015 in Cabo... Has a son, Andre Tyler II... Brother Frank played basketball at Lake Land College (Mattoon, IL.; 2000-02), and the University of Dayton (2002-04)... Has a podcast (Point Forward) with Evan Turner... During the summer of 2001, named the AAU national tournament Most Valuable Player after hitting the game-winning shot at the final buzzer to give his team the 17-and-under national title... Also earned three letters in track and field in high school... Majored in education at Arizona... Has an interest in technology and cites post-playing career opportunities in the Bay Area as one of the factors in choosing to sign with Golden State in 2013... Together with Stephen Curry, led the inaugural Players Technology Summit, presented by Bloomberg, in August 2017 in San Francisco, which brought together top leaders in the technology, venture capital and sports communities to exchange ideas and share expertise... Led the inaugural NBPA Tech Summit in San Francisco in July 2016, which helped provide current and former NBA players with educational content and presentations from executives of major media and technology companies, site visits to several media and technology

ANDRE IGUODALA

companies in Silicon Valley, networking opportunities with senior executives and influencers, and workshops designed to identify opportunities for players to pursue both during and after their NBA careers... Spoke at TechCrunch Disrupt San Francisco in September 2015, discussing his life of basketball and business as well as his passion for the tech industry... Was an investor and served as the Men's Style Director for Twice, an online clothing retailer... Awarded the key to the city of his hometown, Springfield, IL, when he returned to his alma mater, Lanphier High School, with the Larry O'Brien Championship Trophy in August 2015... Joined by his basketball coaches over the years, as well as the school's current team and local dignitaries, at the ceremony... Traveled to Japan as part of the NBA Clutch Time Trophy Tour during the summer of 2015... Hobbies include golf, reading and video games... Has been active in Warriors community outreach efforts... Made a visit to Oakland Children's Hospital prior to the start of the 2013-14 season... As part of the Warriors' Plays for the Holidays initiative and NBA Cares Season of Giving, he and his family hosted a movie night for youth from the Boys & Girls Clubs of Oakland... Hosted Andre's Book Drive in 2006 and 2007, leading to the donation of more than 2,600 new children's books to Philadelphia READS... In 2004-05, hosted a Caps for Kids Drive, which brought in over 1,400 new hats that were donated to local children's hospitals... Established the Andre Iguodala Disaster Relief Fund in March 2006 to raise money to assist tornado victims in his hometown of Springfield... Interacts with fans and keeps them updated on his activities on his personal website, www.mindofai9.com... An avid golfer, played in the Frys.com Open Pro-Am in Napa prior to the PGA Tour's season-opening event in October of 2015 and the Ellie Mae Classic Pro-Am at TPC Stonebrae in July 2016... Is a big fan of the San Francisco 49ers... Took over the @49ers account in the 2013 preseason and sounded the ceremonial foghorn in an on-field ceremony before a 49ers game in October of 2015... Is on Twitter @andre.



JONATHAN KUMINGA



kuh-MING-guh



POSITION: FORWARD
HEIGHT: 6-7
WEIGHT: 225
BIRTHDATE: OCTOBER 6, 2002
BIRTHPLACE: GOMA, DEMOCRATIC REPUBLIC OF THE CONGO
LAST TEAM: G LEAGUE IGNITE
HIGH SCHOOL: THE PATRICK SCHOOL (HILLSIDE, NJ),
NBA EXPERIENCE: 1 YEAR
DRAFTED BY: GOLDEN STATE, 2021, FIRST ROUND (#7)



NBA REGULAR-SEASON RECORD

YEAR-TEAM	G	MIN	FG	FGA	FG%	3P	3PA	3P%	FTM	FTA	FT%	REB	AST	STL	BLK	PTS	RPG	APG	PPG
21-22 Golden State	70	1185	236	460	.513	50	149	.336	130	190	.684	234	64	31	22	652	3.3	0.9	9.3
TOTALS	70	1185	236	460	.513	50	149	.336	130	190	.684	234	64	31	22	652	3.3	0.9	9.3

NBA PLAYOFFS RECORD

YEAR-TEAM	G	MIN	FG	FGA	FG%	3P	3PA	3P%	FTM	FTA	FT%	REB	AST	STL	BLK	PTS	RPG	APG	PPG
21-22 Golden State	16	138	30	60	.500	3	13	.231	20	26	.769	27	8	3	2	83	1.7	0.5	5.2
TOTALS	16	138	30	60	.500	3	13	.231	20	26	.769	27	8	3	2	83	1.7	0.5	5.2

G LEAGUE REGULAR SEASON RECORD

YEAR-TEAM	G	MIN	FG	FGA	FG%	3P	3PA	3P%	FTM	FTA	FT%	REB	AST	STL	BLK	PTS	RPG	APG	PPG
20-21 Ignite	13	426	72	186	.387	16	65	.246	30	48	.625	93	35	13	11	206	7.2	2.7	15.8
TOTALS	13	426	72	186	.387	16	65	.246	30	48	.625	93	35	13	11	206	7.2	2.7	15.8

REGULAR-SEASON CAREER HIGHS

Minutes.....	36, 2/10/22, Golden State vs New York (Twice)
Field Goals.....	10, 1/14/22, Golden State at Chicago
Field Goal Attempts.....	17, 3/23/22, Golden State at Miami
3-Point Field Goals.....	4, 1/25/22, Golden State vs Dallas (Twice)
3-Point Attempts.....	6, 2/9/22, Golden State at Utah (3 times)
Free Throws.....	10, 2/24/22, Golden State at Portland
Free Throw Attempts.....	12, 2/24/22, Golden State at Portland
Offensive Rebounds.....	5, 1/12/22, Golden State vs Milwaukee
Defensive Rebounds.....	9, 1/18/22, Golden State vs Detroit
Rebounds.....	11, 3/12/22, Golden State vs Milwaukee
Assists.....	6, 3/8/22, Golden State vs L.A. Clippers
Steals.....	2, 4/9/22, Golden State at San Antonio (6 times)
Turnovers.....	6, 12/18/21, Golden State at Toronto
Blocked Shots.....	3, 1/14/22, Golden State at Chicago
Points.....	26, 12/18/21, Golden State at Toronto

POSTSEASON CAREER HIGHS

Minutes.....	24, 5/11/22, Golden State at Memphis
Field Goals.....	8, 5/7/22, Golden State vs Memphis
Field Goal Attempts.....	16, 5/11/22, Golden State at Memphis
3-Point Field Goals.....	2, 5/7/22, Golden State vs Memphis
3-Point Attempts.....	5, 5/11/22, Golden State at Memphis
Free Throws.....	6, 5/24/22, Golden State at Dallas
Free Throw Attempts.....	8, 5/24/22, Golden State at Dallas
Offensive Rebounds.....	1, 5/11/22, Golden State at Memphis (4 times)
Defensive Rebounds.....	8, 5/24/22, Golden State at Dallas
Rebounds.....	8, 5/24/22, Golden State at Dallas
Assists.....	2, 5/11/22, Golden State at Memphis
Steals.....	1, 5/18/22, Golden State vs Dallas (3 times)
Turnovers.....	4, 5/7/22, Golden State vs Memphis
Blocked Shots.....	1, 5/9/22, Golden State vs Memphis (Twice)
Points.....	18, 5/7/22, Golden State vs Memphis

QUICK FACTS

- Won first NBA title, becoming the second youngest player (19 years and 253 days old) in NBA history to win a league championship, trailing only Pistons' Darko Milicic (18 years, 361 days) in 2004.
- Became the seventh player drafted in the Top 10 of the NBA Draft since 1966, the start of the modern, non-territorial draft, to win an NBA title as a rookie (playing at least one playoff game for eventual champs), joining Darko Milicic, Kevin McHale, Magic Johnson, Greg Ballard, Wally Walker and Matt Guokas Jr. (Elias Sports Bureau).

CAREER-HIGH POINTS

Quarter: 17, 4th QTR, 1/25/22 GSW vs. DAL
 Half: 17, 2nd H, 1/25/22 GSW vs. DAL

NBA CAREER TRANSACTIONS

- Selected by Golden State in the first round (seventh overall) of the 2021 NBA Draft.

JONATHAN KUMINGA

2021-22 SEASON (GOLDEN STATE)

- Appeared in 70 games (12 starts), averaging 9.3 points (.513 FG%, .336 3P%, .684 FT%), 3.3 rebounds and 0.9 assists in 16.9 minutes per game.
- Ranked second among rookies in field goal percentage (.513).
- As a starter, averaged 12.3 points (.495 FG%, .313 3P%, .714 FT%), 5.1 rebounds and 1.4 assists in 24.4 minutes per game in 12 starts.
- Scored in double figures in 30 games, 20-or-more points in five, the most 20-point games by a Warriors player under the age of 20.
- Grabbed 10-or-more rebounds in two games.
- Recorded two double-doubles (1/18 vs. Detroit, 3/12 vs. Milwaukee).
- Missed five games due to a right knee patellar tendon strain and one game due to bilateral knee soreness.
- Participated in the 2022 Clorox Rising Stars game, recording two points and one assist.
- On 12/18/21 at Toronto, in first career NBA start, recorded a team-high and career-high 26 points (9-15 FG, 4-6 3P, 4-6 FT) in 36 minutes. According to Elias Sports Bureau, Kuminga (19 years, 73 days old) became the youngest Warrior ever to score at least 25 points. It was also the first time a Warriors rookie scored at least 25 points in his first career start since Chris Wright had 25 on 4/26/12 vs. San Antonio since starters began being tracked in 1970-71.
- On 1/14/22 at Chicago, recorded a game-high 25 points (10-12 FG, 2-4 3P, 3-4 FT) in 26 minutes off the bench.
- On 1/18/22 vs. Detroit, recorded first career double-double with 12 points and 10 rebounds. He became the second-youngest Warrior all-time (19 years, 104 days) to post a double-double, trailing only Andris Biedrins (18 years, 352 days) who tallied 12 points and 10 rebounds on Mar. 20, 2005 at Sacramento.
- Among Western Conference rookie leaders in the month of February, Kuminga ranked third in scoring (14.8 ppg), third in rebounding (4.7 rpg) and third in field goal percentage (.576).
- On 3/23/22 at Miami, started with Moses Moody - since 1970-71 (first season starters were officially tracked), only the second time in Warriors franchise history the Warriors started multiple teenagers in a game (first: 3/4/21 at Phoenix, James Wiseman and Nico Mannion).

2022 NBA PLAYOFFS

- Won first NBA title.
- Became the second youngest player (19 years and 253 days old) in NBA history to win a league championship, trailing only Pistons' Darko Milicic (18 years, 361 days) in 2004.
- Became the seventh player drafted in the Top 10 of the NBA Draft since 1966, the start of the modern, non-territorial draft, to win an NBA title as a rookie (playing at least one playoff game for eventual champs), joining Darko Milicic (Detroit, No. 2 overall pick, 2004), Kevin McHale (Boston, No. 3, 1981), Magic Johnson (Lakers, No. 1, 1980), Greg Ballard (Washington, No. 4, 1978), Wally Walker (Portland, No. 5, 1977) and Matt Guokas Jr. (Philadelphia, No. 9, 1967), per the Elias Sports Bureau.
- Scored in double figures in three games.
- Led team in rebounding in one game.
- In the First Round vs. Denver, appeared in four games (all as a reserve), averaging 3.5 points (5-8 FG, 4-7 FT) in 6.3 minutes per game.
- In the Semifinals vs. Memphis, appeared in five games (three starts), averaging 10.0 points (.556 FG%, .222 3P%, .889 FT%), 3.4 rebounds, 1.0 assists in 15.3 minutes per game.
- In the Conference Finals vs. Dallas, appeared in three games (all as a reserve), averaging 6.3 points (.333 FG%, .333 3P%, .800 FT%), 3.0 rebounds and 0.7 assists in 9.4 minutes per game.
- In the 2022 NBA Finals, appeared in eight minutes over four games (all as a reserve).
- On 5/7/22 vs. Memphis, became the youngest to start a playoff game since starters were officially tracked in 1970-71, according to the Elias Sports Bureau. With 18 points, became the fourth teenager to score that many points in a playoff game, joining Kobe Bryant (three times), Tony Parker (three times) and Carmelo Anthony (twice), according to ESPN Stats & Info.
- On 6/2/22 vs. Boston, NBA Finals, Game 1, played final 48 seconds of the game, becoming the fourth-youngest player to play in a Finals game in NBA history. The Warriors became the first team in NBA history to have multiple rookies (Kuminga and Moses Moody) selected in the Top 14 of the Draft play in the NBA Finals.

2021-22 SEASON (SANTA CRUZ)

- Appeared in seven games (all starts), averaging 17.3 points, 6.4 rebounds, 3.3 assists, and 1.29 steals in 32.2 minutes per game.

2020-21 SEASON (G LEAGUE IGNITE)

- Appeared in 13 games (all starts), averaging 15.8 points (.387 FG%, .246 3P%, .625 FT%), 7.2 rebounds, 2.7 assists, 1.00 steals in 32.8 minutes per game with G League Ignite, a first-of-its-kind team dedicated to developing top young prospects in preparation for the NBA Draft.
- Scored 20 or more points in four games.
- Recorded four double-doubles.
- Ranked second on Ignite in scoring, rebounding and blocks per game (0.85 bpg).
- Led team in total rebounds (93), free throws made (30) and attempted (48) and was tied second in blocks (11) and minutes played (426).
- On 2/10/21 vs. Santa Cruz, made his debut, recording 19 points, four assists and four rebounds in a 110-104 win.
- On 2/12/21 vs. Oklahoma City, recorded season-high 24 points, six rebounds and four assists.
- On 2/13/21 vs. Raptors 905, tallied 23 points and season-high-tying 13 rebounds.
- On 2/27/21 vs. Canton, had 20 points and season-high-tying 13 rebounds.
- On 3/1/21 vs. Delaware, scored 15 of his 19 points in the second half and grabbed 11 rebounds.

ETC. NOTES

- Played for the Warriors 2021 Summer League team, one game in California Classic (Sacramento) and four games in NBA Summer League (Las Vegas), averaging 17.4 points, 5.6 rebounds, 1.6 assists, 1.60 steals in 27.2 minutes per game in five appearances (all starts).
- In lone California Classic appearance, recorded 18 points (7-14 FG, 1-4 3P, 3-4 FT), three rebounds, two steals and one block in 25 minutes vs. Miami (8/4/21).
- In four appearances (all starts) at NBA Summer League (Las Vegas), averaged 17.3 points, 6.3 rebounds, 2.0 assists, 1.50 steals, 0.75 blocks in 27.8 minutes per game.
- Scored in double figures (at least 16 points) in every Summer League game, three times scoring a high of 18 points.
- Became the fifth Congo-born player to be drafted, joining Dikembe Mutombo (1991), Christian Eyenga (2009), Bismack Biyombo (2011) and Emmanuel Mudiay (2015).

PERSONAL: Older brother, Joel Ntambwe, played college basketball at UNLV and Texas Tech... Cousin of current Utah Jazz guard Emmanuel Mudiay, previously the last Congo-born player to be drafted by an NBA team... Says that his closest friend in the basketball world and the best teammate he has ever had is his cousin, Mudiay... Threw out the first pitch at the Oakland A's game (August 6, 2022)... Moved to the U.S. from his native Democratic Republic of the Congo to pursue basketball in 2016... First language is French... Grew up watching Kobe Bryant and NBA highlights at local internet cafes... Lists his highlight of his basketball career so far is "making it to the league (NBA), especially playing for the Warriors"... Mentions his most memorable game of his career at any level was a high school game in his sophomore season at Our Savior New American School (NY) in which he scored 43 points, hitting seven 3-pointers in a game that featured Cade Cunningham and Greg Brown... Lists (Chris) Chavannes, who coached him in his last year at TPS (The Patrick School) as his most influential coach.



KEVON LOONEY

keh-VON

LOO-nee



POSITION: CENTER/FORWARD
HEIGHT: 6-9
WEIGHT: 257
BIRTHDATE: FEBRUARY 6, 1996
BIRTHPLACE: MILWAUKEE, WISCONSIN
COLLEGE: UCLA
HIGH SCHOOL: HAMILTON (MILWAUKEE, WI)
NBA EXPERIENCE: 7 YEARS
DRAFTED BY: GOLDEN STATE, 2015, FIRST ROUND (#30)



NBA REGULAR-SEASON RECORD

YEAR-TEAM	G	MIN	FG	FGA	FG%	3P	3PA	3P%	FTM	FTA	FT%	REB	AST	STL	BLK	PTS	RPG	APG	PPG
15-16 Golden State	5	21	4	7	.571	1	2	.500	0	0	---	10	0	0	0	9	2.0	0.0	1.8
16-17 Golden State	53	447	56	107	.523	2	9	.222	21	34	.618	124	29	15	17	135	2.3	0.5	2.5
17-18 Golden State	66	910	112	193	.580	1	5	.200	42	77	.545	215	42	34	56	267	3.3	0.6	4.0
18-19 Golden State	80	1481	217	347	.625	1	10	.100	65	105	.619	417	123	46	53	500	5.2	1.5	6.3
19-20 Golden State	20	262	29	79	.367	1	14	.071	9	12	.750	66	20	12	6	68	3.3	1.0	3.4
20-21 Golden State	61	1161	108	197	.548	4	17	.235	31	48	.646	322	119	21	22	251	5.3	2.0	4.1
21-22 Golden State	82	1732	208	364	.571	0	1	.000	75	125	.600	596	165	50	52	491	7.3	2.0	6.0
TOTALS	367	6014	734	1294	.567	10	58	.172	243	401	.606	1750	498	178	206	1721	4.8	1.4	4.7

NBA PLAYOFFS RECORD

YEAR-TEAM	G	MIN	FG	FGA	FG%	3P	3PA	3P%	FTM	FTA	FT%	REB	AST	STL	BLK	PTS	RPG	APG	PPG
15-16 Golden State	DID NOT PLAY - LEFT HIP ARTHROSCOPY TO REPAIR TORN LABRUM																		
16-17 Golden State	DID NOT PLAY - LEFT HIP STRAIN																		
17-18 Golden State	21	387	39	72	.542	0	2	.000	8	21	.381	89	19	14	8	86	4.2	0.9	4.1
18-19 Golden State	21	432	64	93	.688	0	0	---	21	29	.724	94	20	12	11	149	4.5	1.0	7.1
21-22 Golden State	22	448	58	88	.659	0	0	---	11	18	.611	168	48	9	10	127	7.6	2.2	5.8
TOTALS	64	1267	161	253	.636	0	2	.000	40	68	.588	351	87	35	29	362	5.5	1.4	5.7

G LEAGUE REGULAR SEASON RECORD

YEAR-TEAM	G	MIN	FG	FGA	FG%	3P	3PA	3P%	FTM	FTA	FT%	REB	AST	STL	BLK	PTS	RPG	APG	PPG
15-16 Santa Cruz	12	230	44	111	.396	9	29	.310	20	28	.714	89	9	8	11	117	7.4	0.8	9.8
16-17 Santa Cruz	4	78	23	41	.561	0	3	.000	5	12	.417	45	2	4	4	51	11.3	0.5	12.8
TOTALS	16	308	67	152	.441	9	32	.281	25	40	.625	134	11	12	15	168	8.4	0.7	10.5

REGULAR-SEASON CAREER HIGHS

Minutes.....34, 4/19/21, Golden State at Philadelphia
 Field Goals.....7, 12/13/21, Golden State at Indiana (3 times)
 Field Goal Attempts.....12, 4/25/21, Golden State vs Sacramento
 3-Point Field Goals.....1, 3/19/21, Golden State at Memphis (10 times)
 3-Point Attempts.....3, 2/23/20, Golden State vs New Orleans
 Free Throws.....5, 3/31/18, Golden State at Sacramento
 Free Throw Attempts.....8, 2/16/22, Golden State vs Denver
 Offensive Rebounds.....12, 11/10/21, Golden State vs Minnesota
 Defensive Rebounds.....13, 3/23/22, Golden State at Miami
 Rebounds.....18, 1/9/22, Golden State vs Cleveland
 Assists.....6, 3/8/22, Golden State vs L.A. Clippers (Twice)
 Steals.....4, 1/9/22, Golden State vs Cleveland (Twice)
 Turnovers.....5, 1/20/22, Golden State vs Indiana
 Blocked Shots.....6, 3/17/18, Golden State at Phoenix
 Points.....15, 1/28/19, Golden State at Indiana

POSTSEASON CAREER HIGHS

Minutes.....35, 5/13/22, Golden State vs Memphis
 Field Goals.....10, 5/20/22, Golden State vs Dallas
 Field Goal Attempts.....14, 5/20/22, Golden State vs Dallas
 3-Point Field Goals.....0, 6/16/22, Golden State at Boston (64 times)
 3-Point Attempts.....1, 4/24/18, Golden State vs San Antonio (Twice)
 Free Throws.....7, 4/15/19, Golden State vs L.A. Clippers
 Free Throw Attempts.....8, 4/15/19, Golden State vs L.A. Clippers
 Offensive Rebounds.....11, 5/13/22, Golden State vs Memphis
 Defensive Rebounds.....11, 5/26/22, Golden State vs Dallas (Twice)
 Rebounds.....22, 5/13/22, Golden State vs Memphis
 Assists.....5, 6/2/22, Golden State vs Boston (Twice)
 Steals.....3, 6/5/22, Golden State vs Boston (3 times)
 Turnovers.....3, 6/10/22, Golden State at Boston (Twice)
 Blocked Shots.....3, 6/2/22, Golden State vs Boston
 Points.....21, 5/20/22, Golden State vs Dallas

QUICK FACTS

- Three-time NBA Champion with Golden State (2017, 2018, 2022).
- Looney enters his eighth NBA season after being drafted 30th overall by the Warriors in the 2015 NBA Draft.
- Grabbed 22 rebounds in the Warriors' 110-96 series-clinching Game 6 vs. Memphis in the 2022 NBA Playoffs Western Conference Semifinals, the most rebounds he's grabbed in any regular season or playoff game in his career.

CAREER-HIGH POINTS

Quarter: 9 (three times, last 1st QTR, 1/3/19 GSW vs. HOU)

Half: 12, 1st half, 1/3/19 GSW vs. HOU

NBA CAREER NOTES

- Appeared in 367 career games (150 starts), averaging 4.7 points (.567 FG%, .172 3P%, .606 FT%), 4.8 rebounds, 1.4 assists in 16.4 minutes per game in seven NBA seasons with the Golden State Warriors.
- Two-time NBA champion with Golden State (2017, 2018).

NBA PLAYOFF CAREER NOTES

- Appeared in 64 career playoff games (19 starts), averaging 5.7 points (.636 FG%) and 5.5 rebounds in 19.8 minutes per game with the Golden State Warriors.
- As a starter, appeared in 19 playoff games, averaging 6.2 points (.581 FG%), 7.4 rebounds, 2.1 assists in 22.1 minutes per game.
- Has scored in double figures in 10 games, 20-or-more in one.
- Grabbed 10-or-more rebounds in six games, 20-or-more in one (22 on 5/13/22 vs. MEM).
- Recorded three double-doubles (5/20/19 at POR, 12p/14r; 5/20/22 vs. DAL, 21p/12r; 5/26/22 vs. DAL, 10p/18r).
- On 5/22/18 vs. Houston (Game 4 of the Western Conference Finals), made first career playoff start, finishing with four points and six rebounds (all offensive) in 26 minutes.
- On 5/13/22 vs. Memphis (Game 6 of the Western Conference Semifinals), grabbed 22 rebounds, most in a regular season or playoff game in career.

NBA CAREER TRANSACTIONS

- Selected by the Golden State Warriors in the first round (30th overall) of the 2015 NBA Draft.
- Re-signed by the Golden State Warriors (July 11, 2019).

2021-22 SEASON (GOLDEN STATE)

- Appeared in all 82 games (80 starts), averaging 6.0 points (.571 FG%, .600 FT%), 7.3 rebounds, 2.0 assists in 21.1 minutes per game.
- Set new single-season career highs in games played (82) and started (80), minutes (1,732), rebounds (596) and assists (165), steals (50), minutes per game (21.1 mpg), and rebounds per game (7.3 rpg)
- Among five players to play in every game for their team this season – Deni Avdija (Washington), Saddiq Bey (Detroit), Mikal Bridges (Phoenix), and Dwight Powell (Dallas). The five players are the fewest to play an entire 82-game season in NBA history (prev. 17 in 2016-17), according to the Elias Sports Bureau.
- On 3/25/22 at Atlanta, ended a streak of 92 consecutive games started (last 19 in 2020-21 and 73 this season).
- Scored in double figures in 14 games (second-most in a single season, trailing 16 in 2018-19).
- Grabbed 10-or-more rebounds in 19 games (has five games of 15-or-more rebounds).
- Recorded five double-doubles (11/10 vs. MIN, 1/14 at CHI, 1/20 vs. IND, 2/1 at SAS, 3/7 at DEN).
- In the month of January, Looney grabbed the fourth-most rebounds (169) in the league – 1. Nikola Jokic (211), 2. Jusuf Nurkic (195), 3. Nikola Vucevic (180).
- On 11/10/21 vs. Minnesota, recorded second career double-double with season-high 11 points and game-high and career-high 17 rebounds (12 on offensive end). First Warrior to record 12-or-more offensive rebounds since Erick Dampier had 13 on 3/28/04 vs. the Clippers.
- On 1/9/22 vs. Cleveland, grabbed a career-high 18 rebounds to go along with six points, three assists, a career-high-tying four steals.
- On 1/14/22 at Chicago, recorded third career double-double (second this season) with 10 points and 12 rebounds.
- On 1/20/22 vs. Indiana, recorded fourth career double-double (third of the season) with 13 points and 15 rebounds. Grabbed 10-or-more rebounds in the fourth-straight game, a career-best double-figure rebound streak.
- On 2/1/22 at San Antonio, recorded fourth double-double of the season (fifth career) with 12 points and 12 rebounds to go along with three assists and one steal. Had a double-double in the first half (10 points, 10 rebounds) and his 10 rebounds matched a career high for a half.
- On 3/23/22 at Miami, grabbed 16 rebounds, a career-high 13 coming on the defensive end.

KEVON LOONEY

2022 NBA PLAYOFFS (GOLDEN STATE)

- Won third NBA title (2017, 2018, 2022).
- Played in 104 games in 2021-22 (82 regular season and 22 playoff games), the most by any player this season. Looney tied Draymond Green and Klay Thompson for the most games played in a season (104) in Warriors franchise history.
- In the 2022 NBA Playoffs, appeared in 22 games (13 starts), averaging 5.8 points (.659 FG%, .611 FT%), 7.6 rebounds, 2.2 assists in 20.4 minutes per game.
- Scored in double figures in four games, 20-or-more in one.
- Grabbed 10-or-more rebounds in five games, 20-or-more in one.
- Recorded two double-doubles (5/20 vs. Dallas G2, 5/27 vs. Dallas G5)
- Led team in rebounding in six games, assists in two games.
- In the First Round vs. Denver, appeared in five games (four starts), averaging 2.4 points (5-9 FG, 2-4 FT), 4.2 rebounds, 1.0 assists in 13.4 minutes per game.
- In the Semifinals vs. Memphis, appeared in six games (one start), averaging 5.3 points (.652 FG%, 2-4 FT), 8.2 rebounds, 2.0 assists in 18.5 minutes per game.
- In the Conference Finals vs. Dallas, appeared in five games (all starts), averaging a double-double with 10.6 points (.706 FG%, .625 FT%) and team-leading 10.6 rebounds to go along with 3.0 assists in 28.0 minutes per game.
- In the 2022 NBA Finals vs. Boston, appeared in six games (three starts), averaging 5.0 points (.636 FG%, 2-2 FT), 7.5 rebounds, 2.7 assists in 21.7 minutes per game.
- On 5/13/22 vs. Memphis, Semifinals, Game 6, grabbed 22 rebounds, the most in his career in a regular season or playoff game. It was the most rebounds by a Warriors player since Larry Smith grabbed 23 rebounds on May 12, 1987 at the Lakers in Game 5 of the Semifinals. Looney recorded 11 offensive rebounds, the most since Smith (a Warriors franchise playoff record 12) in that Game 5 at the Lakers. Looney tied a Warriors franchise playoff record in the West Coast era for most rebounds in a quarter with 11 in the first quarter, matching Smith.
- On 5/20/22 vs. Dallas, Conference Finals, Game 2, recorded second career playoff double-double with a career-high 21 points and game-high 12 rebounds. The 21 points were the most points scored in any game in career, regular season or playoffs. Since starters have been officially tracked (1970-71), became only the second starting center for the Warriors to record at least 20 points and 10 rebounds in a playoff game, joining Nate Thurmond who did it seven times, according to the Elias Sports Bureau. The last Warriors center with a 20-point, 10-rebound game in the playoffs was Robert Parish (20 points, 12 rebounds off the bench) on 4/15/77 at Detroit.
- On 6/5/22 vs. Boston, NBA Finals, Game 2, made all six of his field goal attempts, becoming the ninth player in NBA Playoff history to make at least that many without a miss in a Finals game, and the second Warriors player to do so (JaVale McGee made all six of his field goal attempts in 2018).

2020-21 SEASON (GOLDEN STATE)

- Appeared in 61 games (34 starts), averaging 4.1 points (.548 FG%, .235 3P%, .646 FT%), a career-high 5.3 rebounds, a career-high 2.0 assists in 19.0 minutes per game.
- As a starter, appeared in 34 games, averaging 4.7 points (.527 FG%, .222 3P%, .710 FT%), 6.6 rebounds, 2.1 assists in 21.9 minutes per game.
- Scored in double figures in three games.
- Grabbed 10 or more rebounds in seven games.
- Led the team in rebounding in nine games, assists in one game.
- On 4/12 vs. Denver, grabbed a season-high 11 rebounds and recorded three assists and one steal in 31 minutes.
- On 4/19 vs. Philadelphia, grabbed a game-high and career-high 15 rebounds while recording five points and one assist in a career-high 34 minutes.
- Missed 10 games due to a left ankle sprain (2/4-2/20)... missed one game (3/20 at Memphis) due to health and safety protocols.

2019-20 SEASON (GOLDEN STATE)

- Appeared in 22 games (four starts), averaging 3.4 points, 3.3 rebounds, 1.0 assists in 13.1 minutes per game.
- Scored in double figures in two games.
- Led the Warriors in rebounding in one game.
- Missed 20 games due to neuropathy (10/27-12/1), 18 games (12/25 - 1/30) due to left abdominal soreness, and six games due to left hip soreness (2/12, 3/1-3/10).

2018-19 SEASON (GOLDEN STATE)

- Appeared in career-high 80 games (24 starts), averaging 6.3 points (.625 FG%), career-high 5.2 rebounds, career-high 1.5 assists in 18.5 minutes per game with the Golden State Warriors.
- As a starter (24 games), averaged 6.5 points (.595 FG%), 6.6 rebounds, 2.3 assists in 23.0 minutes per game.
- Scored in double figures in 16 games.
- Grabbed 10-or-more rebounds in six games.
- Recorded one double-double.
- Led Warriors in rebounding in five games.
- On 12/29 at Portland scored nine of his 12 points in the first quarter, matching his career high for points in a quarter, set on 11/5/18 vs. Memphis.
- Shot at least 50 percent from the field in 13 straight games, a career-best streak (12/14/18 - 1/11/19).

2019 NBA PLAYOFFS (GOLDEN STATE)

- Appeared in 21 games (one start), averaging 7.1 points (.688 FG%, .724 FT%), 4.5 rebounds, 1.0 assists in 20.5 minutes per game in the 2019 NBA Playoffs.
- In the NBA Finals, appeared in five games (one start), averaging 5.8 points (.583 FG%), 3.2 rebounds, 1.2 assists in 20.8 minutes per game.
- In the Western Conference Finals vs. Portland, appeared in four games (all as a reserve), averaging 10.0 points (.783 FG%, .800 FT%), 6.5 rebounds, 1.0 assists, 1.25 steals, 1.00 blocks in 27.6 minutes per game.
- Missed one game due to right first costal cartilage non-displaced fracture (6/5 vs. Toronto, Game 5 of the NBA Finals).
- Scored in double figures in five games.
- Led team in rebounding in two games.
- Recorded first playoff career double-double with 12 points (5-7 FG, 2-2 FT) and playoff career-high 14 rebounds to go along with one steal and one block on 5/20 at Portland (Game 4 of the Western Conference Finals).

2017-18 SEASON (GOLDEN STATE)

- Appeared in 66 games (four starts), averaging 4.0 points (.580 FG%), 3.3 rebounds, 0.6 assists in 13.8 minutes per game with the Golden State Warriors.
- Scored in double figures in five games.
- Grabbed 10-or-more rebounds in one game.
- Led team in rebounding in three games.
- As a starter, appeared in four games, averaging 8.0 points (.481 FG%, .750 FT%), 5.0 rebounds, 1.8 assists in 25.4 minutes per game.
- On 3/17 at Phoenix, recorded 13 points and a career-high six blocks.
- Blocked two or more shots 13 times, including seven games with three or more.
- Missed two games (1/30, 4/3) due to flu-like symptoms.

2018 PLAYOFFS (GOLDEN STATE)

- Appeared in 21 games (five starts), averaging 4.1 points (.542 FG%), 4.2 rebounds, 0.9 assists in 18.4 minutes per game.
- First playoff experience after being on the inactive list all 17 postseason games in 2017, missing 12 due to a left hip strain (4/16-5/22/17).
- On 5/22 vs. Houston (Game 4 of the Western Conference Finals), made first career playoff start, finishing with four points (2-6 FG), six rebounds (all offensive), one assist and one block in 26 minutes.

2016-17 SEASON (GOLDEN STATE)

- Appeared in 53 games (four starts), averaging 2.5 points (.523 FG%), 2.3 rebounds, 0.5 assists in 8.4 minutes per game with the Golden State Warriors.
- As a starter, appeared in four games, averaging 4.0 points, 4.0 rebounds and 2.3 assists in 17.7 minutes per game.
- Scored in double figures twice.
- On 11/26 vs. Minnesota, made first career start, recording six points, three rebounds, two assists and one steal in 18 minutes.
- Missed seven games due to injuries – one to a sprained right ankle (12/10) and six due to a left hip strain (3/29-4/2, 4/8-4/12)
- With the Santa Cruz Warriors, appeared in four games (one start) over the course of three assignments, averaging 12.8 points, 11.3 rebounds and 1.00 block in 19.8 minutes per game.

KEVON LOONEY

2017 PLAYOFFS (GOLDEN STATE)

- Missed 12 postseason games due to a left hip strain.
- Listed as inactive five times.

2015-16 SEASON (GOLDEN STATE)

- Appeared in five games, averaging 1.8 points (.571 FG%) and 2.0 rebounds in 4.2 minutes per game as a rookie with the Golden State Warriors.
- On 2/10 at Phoenix, hit the first three-pointer of his career on his first career three-point attempt, his only points of the game.
- On 1/27 vs. Dallas, made his NBA debut, scoring two points and grabbing two rebounds in six minutes of play.
- Inactive 64 times, including 38 times following offseason surgery on his right hip and 11 times while on G League assignment in Santa Cruz... DNP-CD eight times... Missed 16 games with a left hip injury.
- With the Santa Cruz Warriors, appeared in 12 games, averaging 9.8 points and 7.4 rebounds in 19.3 minutes per game.
- On 1/12 at Idaho, made his professional debut with the Santa Cruz Warriors, recording 11 points and 12 rebounds in 17 minutes off the bench.
- Underwent successful right hip arthroscopy to repair a torn labrum on 8/20.

2016 PLAYOFFS (GOLDEN STATE)

- Underwent successful left hip arthroscopy to repair a torn labrum on 4/22.
- Missed three games with a left hip injury (4/16-4/21) and the subsequent 20 games due to left hip surgery.

COLLEGE CAREER NOTES (UCLA)

- In only college season, appeared in 36 games (all starts) as a freshman at UCLA, averaging 11.6 points (.470 FG%, team-high .415 3P%), a team-high 9.2 rebounds (second in the Pac-12), 1.4 assists and 1.28 steals in 30.9 minutes per game.
- Earned Second Team All-Pac-12 and Pac-12 All-Freshman Team accolades.
- Named to the NABC All-District 20 Second Team and was a CBS Sports Second Team Freshman All-America selection.
- Scored in double figures 25 times and 20-or-more points twice.
- Recorded 15 double-doubles, leading all freshmen in the nation.
- Grabbed 331 total rebounds, the most in a single season at UCLA since Kevin Love collected 415 boards as a freshman in 2007-08.
- On 3/21 vs. UAB, recorded 10 points and 11 rebounds to help UCLA advance to the Sweet Sixteen of the NCAA Tournament.
- Earned Pac-12 Player of the Week honors on 1/12 following home wins over Stanford on 1/8 and California on 1/11, averaging 21.0 points and 13.0 rebounds over those two contests.
- On 1/8 vs. Stanford, set career-highs with 27 points and 19 rebounds to become the first Bruin to record at least those numbers in a single game since Ed O'Bannon recorded 28 points and 19 boards on 2/26/94.
- Became the first freshman in UCLA history to notch at least four double-doubles through his first five games with the Bruins.

PERSONAL: Full name is Kevon Grant Looney (pronounced keh-VON LOO-nee)... Son of Doug and Victoria Looney... Has an older brother, Kevin, and an older sister, Summer... Competed for the Milwaukee Running Rebels AAU team and worked as a youth basketball instructor and peer tutor on behalf of the Running Rebels Community Organization and the Milwaukee Violence Free Zone Initiative... Four-year varsity letterwinner at Hamilton High School in Milwaukee... Named the 2014 Gatorade Player of the Year and Associated Press Player of the Year in the state of Wisconsin as a senior after averaging 27.9 points, 12.7 rebounds, 7.0 assists and 8.0 blocks per game... Named Mr. Basketball by the Wisconsin Basketball Coaches Association as a senior... Twitter: @Loon_Rebel5.

MOSES MOODY



POSITION: GUARD
HEIGHT: 6-5
WEIGHT: 215
BIRTHDATE: MAY 31, 2002
BIRTHPLACE: LITTLE ROCK, ARKANSAS
COLLEGE: ARKANSAS
HIGH SCHOOL: MONTVERDE ACADEMY (MONTVERDE, FL)
NBA EXPERIENCE: 1 YEAR
DRAFTED BY: GOLDEN STATE, 2021, FIRST ROUND (#14)



NBA REGULAR-SEASON RECORD

YEAR-TEAM	G	MIN	FG	FGA	FG%	3P	3PA	3P%	FTM	FTA	FT%	REB	AST	STL	BLK	PTS	RPG	APG	PPG
21-22 Golden State	52	607	80	183	.437	40	110	.364	28	36	.778	80	23	7	10	228	1.5	0.4	4.4
TOTALS	52	607	80	183	.437	40	110	.364	28	36	.778	80	23	7	10	228	1.5	0.4	4.4

NBA PLAYOFFS RECORD

YEAR-TEAM	G	MIN	FG	FGA	FG%	3P	3PA	3P%	FTM	FTA	FT%	REB	AST	STL	BLK	PTS	RPG	APG	PPG
21-22 Golden State	13	105	15	28	.536	7	13	.538	4	6	.667	8	4	3	3	41	0.6	0.3	3.2
TOTALS	13	105	15	28	.536	7	13	.538	4	6	.667	8	4	3	3	41	0.6	0.3	3.2

G LEAGUE REGULAR SEASON RECORD

YEAR-TEAM	G	MIN	FG	FGA	FG%	3P	3PA	3P%	FTM	FTA	FT%	REB	AST	STL	BLK	PTS	RPG	APG	PPG
21-22 Santa Cruz*	9	291	85	178	.478	33	88	.375	27	30	.900	56	15	15	8	247	6.2	1.7	27.4
TOTALS	9	291	85	178	.478	33	88	.375	27	30	.900	56	15	15	8	247	6.2	1.7	27.4

* includes Showcase Cup games

COLLEGE RECORD

YEAR-TEAM	G	MIN	FG	FGA	FG%	3P	3PA	3P%	FTM	FTA	FT%	REB	AST	STL	BLK	PTS	RPG	APG	PPG
20-21 Arkansas	32	1082	165	386	.427	58	162	.358	151	186	.812	184	51	33	21	539	5.8	1.6	16.8
TOTALS	32	1082	165	386	.427	58	162	.358	151	186	.812	184	51	33	21	539	5.8	1.6	16.8

REGULAR-SEASON CAREER HIGHS

Minutes.....37, 2/1/22, Golden State at San Antonio
 Field Goals.....10, 3/7/22, Golden State at Denver
 Field Goal Attempts.....23, 3/7/22, Golden State at Denver
 3-Point Field Goals.....6, 2/1/22, Golden State at San Antonio
 3-Point Attempts.....12, 3/7/22, Golden State at Denver
 Free Throws.....5, 3/7/22, Golden State at Denver
 Free Throw Attempts.....6, 3/7/22, Golden State at Denver
 Offensive Rebounds.....3, 2/27/22, Golden State vs Dallas
 Defensive Rebounds.....7, 3/8/22, Golden State vs L.A. Clippers
 Rebounds.....8, 3/8/22, Golden State vs L.A. Clippers (Twice)
 Assists.....3, 3/8/22, Golden State vs L.A. Clippers (Twice)
 Steals.....2, 3/28/22, Golden State at Memphis
 Turnovers.....3, 3/7/22, Golden State at Denver
 Blocked Shots.....2, 3/28/22, Golden State at Memphis
 Points.....30, 3/7/22, Golden State at Denver

POSTSEASON CAREER HIGHS

Minutes.....23, 5/24/22, Golden State at Dallas
 Field Goals.....4, 5/24/22, Golden State at Dallas (Twice)
 Field Goal Attempts.....7, 5/24/22, Golden State at Dallas (Twice)
 3-Point Field Goals.....2, 5/24/22, Golden State at Dallas (Twice)
 3-Point Attempts.....3, 5/24/22, Golden State at Dallas (3 times)
 Free Throws.....2, 5/26/22, Golden State vs Dallas
 Free Throw Attempts.....2, 5/26/22, Golden State vs Dallas (3 times)
 Offensive Rebounds.....1, 5/22/22, Golden State at Dallas (Twice)
 Defensive Rebounds.....3, 5/11/22, Golden State at Memphis
 Rebounds.....3, 5/11/22, Golden State at Memphis
 Assists.....1, 5/22/22, Golden State at Dallas (4 times)
 Steals.....2, 5/24/22, Golden State at Dallas
 Turnovers.....1, 5/24/22, Golden State at Dallas (3 times)
 Blocked Shots.....1, 6/8/22, Golden State at Boston (3 times)
 Points.....10, 5/24/22, Golden State at Dallas (Twice)

QUICK FACTS

- In only college season at Arkansas, appeared in 32 games (all starts), averaging 16.8 points (.427 FG%, .358 3P%, .812 FT%), 5.8 rebounds, 1.6 assists, 1.03 steals in 33.8 minutes per game.
- Earned 2020-21 All-SEC First Team accolades and was named 2020-21 SEC Rookie of the Year.
- Was coached at Arkansas by former Warriors Head Coach Eric Musselmann (2002-04).

MOSES MOODY

NBA CAREER TRANSACTIONS

- Selected by Golden State in the first round (14th overall) of the 2021 NBA Draft.

2021-22 SEASON (GOLDEN STATE)

- Appeared in 52 games (11 starts), averaging 4.4 points (.437 FG%, .364 3P%, .778 FT%), 1.5 rebounds and 0.4 assists in 11.7 minutes per game.
- As a starter, averaged 9.1 points (.436 FG%, .435 3P%, .857 FT%), 2.9 rebounds and 1.0 assists in 22.6 minutes per game in 11 starts.
- Scored in double figures in eight games, 20-or-more in two and 30-or-more in one.
- Missed one game (12/25) due to health and safety protocols and one game (3/20) due to right shoulder soreness.
- On 10/19 at Lakers, made NBA debut, recording two points and two rebounds in six minutes off the bench.
- On 12/17/21 at Boston, made first career NBA start recording two points, one steal and one block in 10 minutes.
- On 2/1/22 at San Antonio, recorded career-highs in points (20), 3-pointers (six) and minutes (37) while also grabbing seven rebounds. His six 3-pointers are tied for the second-most made by a Warriors rookie (Stephen Curry, six, 1/5/10 at DEN), trailing only Curry's rookie record of seven (2/10/10 vs. LAC).
- On 3/3/22 at Dallas, scored all of his 13 points in the fourth quarter, making all five of his field goal attempts, including three 3-pointers.
- On 3/7/22 at Denver, recorded a career-high 30 points (10-23 FG, 5-12 3P, 5-6 FT) in 36 minutes... His 22 first-half points were the most by a Warriors rookie since Stephen Curry tallied 26 points in the second half on April 14, 2010 and the most by a Warriors rookie in the first half of a game since Jason Richardson had 22 on April 16, 2002 at Sacramento... He became the first Warriors rookie to score 30 points since Eric Paschall did so twice in 2019-20 (11/4/19 vs. Portland and 11/17/19 at New Orleans)... With 12 3-point field goal attempts at Denver, tied a Warriors franchise record for most 3-point field goals attempted by a rookie in a game, matching Jordan Poole, who attempted 12 treys on Nov. 13, 2019 at the Lakers.
- Had consecutive field goal streak at 13 - the longest consecutive made field goal streak by a Warriors rookie since 1997-98, when play-by-play was first recorded, according to the Elias Sports Bureau.
- Made eight consecutive 3-pointers in a four-game span, the longest such streak by a Warrior since Quinn Cook made eight in a row (3/24-3/31/19).
- On 3/23/22 at Miami, started with Jonathan Kuminga - since 1970-71 (first season starters were officially tracked), only the second time in Warriors franchise history the Warriors started multiple teenagers in a game (first: 3/4/21 at Phoenix, James Wiseman and Nico Mannion).

2021-22 SEASON (SANTA CRUZ)

- Appeared in nine games (all starts), averaging 27.4 points, 6.2 rebounds and 1.7 assists, 1.66 steals in 32.3 minutes per game.

2022 NBA PLAYOFFS

- Won first NBA title.
- Became the fourth youngest player (20 years and 16 days old) in NBA history to win a league championship, trailing only Pistons' Darko Milicic (18 years, 361 days) in 2004, teammate and fellow rookie Jonathan Kuminga (19 years, 253 days) and Lakers' Talen Horton-Tucker (19 years, 321 days) in 2020.
- In 2022 NBA Playoffs, appeared in 13 games (all as a reserve), averaging 3.2 points (.536 FG%, .538 3P%, .667 FT%), 0.6 rebounds and 0.3 assists in 8.0 minutes per game.
- Scored in double figures in two games.
- In the First Round vs. Denver, appeared in two games (both as a reserve), averaging 0.5 points (1-2 FT), 0.5 rebounds and 0.5 assists in 4.2 minutes per game.
- In the Semifinals vs. Memphis, appeared in two games (both as a reserve), averaging 7.5 points (.600 FG%, .750 3P%), 2.0 rebounds and 0.5 assists in 10.6 minutes per game.
- In the Conference Finals vs. Dallas, appeared in five games (all as a reserve), averaging 4.6 points (.533 FG%, .500 3P%, .750 FT%), 0.6 rebounds and 0.4 assists in 12.8 minutes per game.
- In the 2022 NBA Finals vs. Boston, appeared in four games (all as a reserve), recording two points (1-1 FG) and one block in 11 minutes off the bench.
- On 6/2/22 vs. Boston, NBA Finals, Game 1, played final 48 seconds of the game, becoming the fourth-youngest player to play in a Finals game in NBA history. The Warriors became the first team in NBA history to have multiple rookies (Jonathan Kuminga and Moody) selected in the Top 14 of the Draft play in the NBA Finals.

GOLDEN STATE WARRIORS

- Played for the Warriors 2021 Summer League team, one game in California Classic (Sacramento) and four games in NBA Summer League (Las Vegas), averaging 16.8 points (.419 FG%, .387 3P%, .833 FT%), 3.6 rebounds, 1.2 assists, 1.00 steals in 24.2 minutes per game in five appearances (all starts).
- In lone California Classic appearance, recorded 19 points (7-18 FG, 2-4 3P, 3-3 FT), seven rebounds, two assists in 24 minutes vs. Miami (8/4/21).
- In four appearances (all starts) at NBA Summer League (Las Vegas), averaged 16.3 points (.429 FG%, .370 3P%, .778 FT%), 2.8 rebounds, 1.0 assists, 1.25 steals in 24.3 minutes per game.
- Scored in double figures (at least 14 points) in every Summer League game, including a high of 22 points vs. Oklahoma City (8/13/21).
- Did not play in two games - DNP-Coach's Decision (8/3/21 vs. Sacramento and 8/15/21 vs. New Orleans).
- Became the first Razorback ever selected by the Warriors.

2020-21 SEASON (ARKANSAS)

- Appeared in 32 games (all starts), averaging 16.8 points (.427 FG%, .358 3P%, .812 FT%), 5.8 rebounds, 1.6 assists, 1.03 steals in 33.8 minutes per game at Arkansas.
- Earned 2020-21 All-SEC First Team.
- Named 2020-21 SEC Rookie of the Year and to the 2020-21 SEC All-Freshman Team.
- His team-high 16.8 scoring average ranked as the third-highest among all SEC players and fourth among NCAA freshmen.
- Became the sixth Razorback freshman to lead the team in scoring, joining George Kok, Scotty Thurman, Joe Johnson, Jonathon Modica and Patrick Beverley.
- Was one of three NCAA freshmen to average at least 15.0 points and 5.0 rebounds per game.
- Set school freshman record for free throws made (151) and attempted (186), which ranked second-highest in the conference and fifth and ninth, respectively, in the NCAA in 2020-21.
- With 539 points, finished one point shy of tying Scotty Thurman (1992-93) for Arkansas' freshman scoring record.
- Three-time SEC Freshman of the Week.
- Scored in double figures in 28 games, 20 or more in nine games.
- Grabbed 10-or-more rebounds in one game.
- Recorded one double-double.
- Scored a career-best 28 points four times (1/16/21 at Alabama, 3/2/21 at South Carolina, 3/6/21 vs. Texas A&M, 3/13/21 vs. LSU).
- On 1/2/21 vs. Missouri, recorded first career double-double with 18 points and a career-high 10 rebounds to go along with one assist, one block and two steals in 39 minutes

PERSONAL: Parents are Kareem and Rona Moody... As a senior (2019-20) at Montverde Academy (Florida), averaged 11.6 points (.601 FG%, .469 3P%) to help guide school to a 25-0 record and the nation's No. 1 ranking... On July 29, 2021, four players from the 2019-20 Montverde Academy team were selected by NBA teams: Cade Cunningham (1st, Pistons), Scottie Barnes (4th, Raptors), Moses Moody (No. 14, Warriors) and Day'Ron Sharpe (29th, Suns)... A record total of seven former Montverde players were selected in the 2021 NBA Draft (Filip Petrushev, 50th, 76ers; Sandro Mamukelashvili, 54th, Pacers; Balsa Koprivica, 57th, Hornets)... Twitter is @mosesmoody.

JORDAN POOLE



POSITION: GUARD
HEIGHT: 6-4
WEIGHT: 199
BIRTHDATE: JUNE 19, 1999
BIRTHPLACE: MILWAUKEE, WISCONSIN
COLLEGE: MICHIGAN
HIGH SCHOOL: LA LUMIERE SCHOOL (LA PORTE, IN)
NBA EXPERIENCE: 3 YEARS
DRAFTED BY: GOLDEN STATE, 2019, FIRST ROUND (#28)



NBA REGULAR-SEASON RECORD

YEAR-TEAM	G	MIN	FG	FGA	FG%	3P	3PA	3P%	FTM	FTA	FT%	REB	AST	STL	BLK	PTS	RPG	APG	PPG
19-20 Golden State	57	1274	167	502	.333	74	265	.279	95	119	.798	118	134	35	10	503	2.1	2.4	8.8
20-21 Golden State	51	988	205	474	.432	97	276	.351	105	119	.882	92	99	26	9	612	1.8	1.9	12.0
21-22 Golden State	76	2283	474	1058	.448	211	580	.364	246	266	.925	260	304	60	23	1405	3.4	4.0	18.5
TOTALS	184	4545	846	2034	.416	382	1121	.341	446	504	.885	470	537	121	42	2520	2.6	2.9	13.7

NBA PLAYOFFS RECORD

YEAR-TEAM	G	MIN	FG	FGA	FG%	3P	3PA	3P%	FTM	FTA	FT%	REB	AST	STL	BLK	PTS	RPG	APG	PPG
21-22 Golden State	22	606	129	254	.508	50	128	.391	65	71	.915	62	83	17	8	373	2.8	3.8	17.0
TOTALS	22	606	129	254	.508	50	128	.391	65	71	.915	62	83	17	8	373	2.8	3.8	17.0

G LEAGUE REGULAR SEASON RECORD

YEAR-TEAM	G	MIN	FG	FGA	FG%	3P	3PA	3P%	FTM	FTA	FT%	REB	AST	STL	BLK	PTS	RPG	APG	PPG
19-20 Santa Cruz	3	105	25	54	.463	11	26	.423	12	15	.800	18	16	4	0	78	6.0	5.3	26.0
20-21 Santa Cruz	11	368	79	175	.451	26	80	.325	39	42	.929	58	40	5	2	246	5.3	3.6	22.4
TOTALS	14	473	104	229	.454	37	106	.349	51	57	.895	76	56	9	2	324	5.5	3.8	23.1

REGULAR-SEASON CAREER HIGHS

Minutes.....40, 3/27/22, Golden State at Washington (Twice)
 Field Goals.....13, 11/19/21, Golden State at Detroit
 Field Goal Attempts.....25, 3/27/22, Golden State at Washington
 3-Point Field Goals.....8, 3/7/22, Golden State at Denver (Twice)
 3-Point Attempts.....16, 11/3/21, Golden State vs Charlotte
 Free Throws.....13, 12/14/21, Golden State at New York
 Free Throw Attempts.....13, 12/14/21, Golden State at New York
 Offensive Rebounds.....3, 2/1/22, Golden State at San Antonio
 Defensive Rebounds.....9, 12/14/21, Golden State at New York
 Rebounds.....9, 3/30/22, Golden State vs Phoenix (Twice)
 Assists.....11, 4/7/22, Golden State vs L.A. Lakers
 Steals.....4, 11/3/21, Golden State vs Charlotte
 Turnovers.....7, 10/21/21, Golden State vs L.A. Clippers
 Blocked Shots.....2, 4/10/22, Golden State at New Orleans (5 times)
 Points.....38, 3/30/22, Golden State vs Phoenix (Twice)

POSTSEASON CAREER HIGHS

Minutes.....39, 4/24/22, Golden State at Denver
 Field Goals.....12, 5/1/22, Golden State at Memphis
 Field Goal Attempts.....20, 5/1/22, Golden State at Memphis
 3-Point Field Goals.....5, 6/5/22, Golden State vs Boston (4 times)
 3-Point Attempts.....11, 5/13/22, Golden State vs Memphis
 Free Throws.....7, 5/20/22, Golden State vs Dallas (Twice)
 Free Throw Attempts.....9, 4/21/22, Golden State at Denver
 Offensive Rebounds.....3, 5/1/22, Golden State at Memphis
 Defensive Rebounds.....6, 5/26/22, Golden State vs Dallas
 Rebounds.....8, 5/1/22, Golden State at Memphis
 Assists.....9, 5/1/22, Golden State at Memphis (Twice)
 Steals.....3, 4/24/22, Golden State at Denver
 Turnovers.....4, 6/2/22, Golden State vs Boston (4 times)
 Blocked Shots.....2, 5/1/22, Golden State at Memphis
 Points.....31, 5/1/22, Golden State at Memphis

QUICK FACTS

- Posted career highs in every category and led the NBA in free throw percentage (.925 FT%) in 2021-22.
- His career-high 211 3-pointers ranked 15th in the league in 2021-22.
- Scored 30 points in his first career playoff game and followed it up with a 29-point performance in Game 2. It was the second-most points scored by a Warrior in their first two playoff games, trailing only Wilt Chamberlain's 63.
- In the 2022 NBA Playoffs, Poole made 10 3-pointers in the first two games, the most 3-pointers made in a player's first two playoff games in NBA history (Basketball Reference).
- After a stint in Santa Cruz in 2020-21, Poole rejoined Golden State to average 14.7 ppg (.433 FG%, .354 3P%) in 36 games, scoring in double figures in 27 of those contests, 20-or-more nine times, and 30 or more points once.

CAREER-HIGH POINTS

Quarter: 16, 4th quarter, 2/8/20 GSW vs. LAL
Half: 24, 1st half, 5/14/21 GSW vs. NOP

NBA CAREER NOTES

- Appeared in 184 career games (72 starts), averaging 13.7 points (.416 FG%, .341 3P%, .885 FT%), 2.6 rebounds, 2.9 assists in 24.7 minutes per game in three NBA seasons with the Golden State Warriors.
- Among the Warriors all-time career leaders, ranks third in free throw percentage (.885 FT%) and 10th in 3-pointers made (382).
- Led the NBA in free throw percentage in 2021-22 with a career-best .925, edging teammate Stephen Curry (.923 FT%).
- In his first career playoff game, scored a game-high 30 points (9-13 FG, 5-7 3P, 7-8 FT) in the Warriors' 123-107 win in Game 1 vs. Denver in the 2022 NBA Playoffs First Round... At 22 years old, Poole became the youngest Warrior to score 30 points in his playoff debut, passing Wilt Chamberlain who scored 35 points at 23 years old (Elias Sports Bureau)... Additionally, Poole's five 3-pointers set a new record for the most 3-pointers made in a Warriors' first career playoff game, surpassing the previous of four shared by Stephen Curry and Latrell Sprewell.
- After tallying 30 points in his first career playoff game, followed it up with a 29-point performance in Game 2... With 59 points in his first two playoff appearances, Poole scored the second-most points for a Warrior in their first two playoff games, trailing only Wilt Chamberlain who scored 63... Poole totaled 10 made 3-pointers in the first two games, the most 3-pointers made in a player's first two playoff games in NBA history (Basketball Reference).
- Has two career 4-point plays (1/12/20 at Memphis, 3/25/21 at Sacramento).
- Among NBA rookies in 2019-20, ranked seventh in free throw percentage (.798), eighth in assists per game (2.4 apg), tied 17th in scoring (8.8 ppg).
- Became the third player from Michigan to be selected by the Warriors in their franchise history, joining Rickey Green (1977, first round, 16th overall) and John Tidwell (1961, fourth round, 38th overall).

NBA CAREER TRANSACTIONS

- Selected by the Golden State Warriors in the first round (28th overall) of the 2019 NBA Draft.
- Signed by the Golden State Warriors to a contract (July 11, 2019).

2021-22 SEASON (GOLDEN STATE)

- Appeared in 76 games (51 starts), averaging 18.5 points (.448 FG%, .364 3P%, .925 FT%), 3.4 rebounds, 4.0 assists in 30.0 minutes per game.
- Set single-season career highs in virtually every category - points (1,405), rebounds (260), assists (304), steals (60), blocks (23), minutes (2,283), field goals made (474) and attempted (1,058), 3-pointers made (211) and attempted (580), free throws made (246) and attempted (266), scoring average (18.5 ppg), rebounding (3.4 rpg), assists per game (4.0 apg), field goal percentage (.448), 3-point field goal percentage (.364), free throw percentage (.925).
- Ranked first in free throw percentage (.925 FT%), the youngest player in NBA history to lead the league in free throw percentage.
- As a starter, averaged 20.8 points (.438 FG%, .371 3P%, .931 FT%), 3.7 rebounds and 4.2 assists in 32.3 minutes per game in 51 starts.
- As a reserve, averaged 13.7 points (.480 FG%, .341 3P%, .903 FT%), 2.8 rebounds and 3.6 assists in 25.4 minutes per game in 25 appearances off the bench.
- Posted a career-best 20-point streak ended of 17 games from March 3 - April 3, the 10th Warriors player to have a 20-point streak of that length. He is the second-youngest (22 years old) Warrior in franchise history to have a 20-point streak of at least 10 games, with only Rick Barry (21 years old), who had a 44-game and 24-game streak, was younger.
- His 34 games with 20-or-more points is a single-season career-best.
- Had a career-high free throw streak of 45 (Jan. 20 - Feb. 16).
- Scored in double figures in 66 games, 20 or more in 34, 30 or more 10 times.
- Dished out 10-or-more assists in two games.
- Recorded two double-doubles (first in career, 3/25 at ATL and 4/7 vs. LAL).
- Led the team in scoring in 22 times.
- Missed six games (12/17-12/28) due to health and safety protocols.
- On 11/3/21 vs. Charlotte, scored 30-or-more points for the second time in career with a team-high 31 points and a career-high four steals in 32 minutes. The seven 3-pointers set a new career high.
- On 11/19/21 at Detroit, recorded game-high 32 points (13-22 FG, 4-8 3P, 2-2 FT), and then-career-high seven rebounds in 37 minutes in leading the Warriors to a win without Curry, Green, Iguodala, and Thompson.
- On 11/21/21 vs. Toronto, made a then-career-high eight 3-pointers en route to a season-high 33 points (10-13 FG, 8-11 3P, 5-6 FT) and his second-straight 30-point game (32 at Detroit). For the first time in career scored 30-plus points in two-straight games (32 at Detroit and 33 vs. Toronto). Shot .657 (23-35 FG) from the field and .632 (12-19 3P) from 3-point range in those two games.

JORDAN POOLE

- On 1/3/22 vs. Miami, recorded a game-high 32 points off the bench, the most points scored by a Warriors reserve since Ian Clark tallied 36 on 3/11/17 at San Antonio.
- On 3/16/22 vs. Boston, scored 19 points (7-8 FG, 5-6 3P) in the third quarter, the most points he's ever scored in a quarter in his career (prev. 16); finished with a game-high 29 points. His 27 second-half points also set a new career-high for a half.
- On 3/23/22 at Miami, tallied 30 points (10-18 FG, 7-13 3P, 3-3 FT) and a then-career-high nine assists.
- On 3/25/22 at Atlanta, recorded first career double-double with 24 points and career-high 10 assists.
- On 3/30/22 vs. Phoenix, recorded a career-high-tying 38 points (11-22 FG, 7-15 3P, 9-10 FT), a career-high-tying nine rebounds.

2022 NBA PLAYOFFS

- Won first NBA title in first career playoffs experience.
- In the 2022 NBA Playoffs, appeared in 22 games (five starts), averaging 17.0 points (.508 FG%, .391 3P%, .915 FT%), 2.8 rebounds, 3.8 assists in 27.5 minutes per game.
- Scored in double figures in 19 games, 20-or-more in seven, 30-or-more in two.
- Led team in scoring in three games, rebounding in one, assists in four.
- In the First Round vs. Denver, appeared in five games (all starts), averaging 21.0 points (.548 FG%, .484 3P%, .846 FT%), 2.4 rebounds, 5.4 assists, 1.40 steals in 32.4 minutes per game.
- In the Semifinals vs. Memphis, appeared in six games (all as a reserve), averaging 17.8 points (.465 FG%, .316 3P%, .938 FT%), 4.2 rebounds, 4.3 assists in 29.8 minutes per game.
- In the Conference Finals vs. Dallas, appeared in five games (all as a reserve), averaging 16.4 points (.636 FG%, .400 3P%, 18-18 FT), 2.8 rebounds, 3.8 assists, 1.40 steals in 28.0 minutes per game.
- In the 2022 NBA Finals vs. Boston, appeared in six games (all as a reserve), averaging 13.2 points (.435 FG%, .385 3P%, .909 FT%), 1.8 rebounds, 1.8 assists in 20.8 minutes per game.
- On 4/16/22 vs. Denver, First Round, Game 1, in his first career playoff game, scored a game-high 30 points (9-13 FG, 5-7 3P, 7-8 FT) in the Warriors' 123-107 win. At 22 years old, Poole became the youngest Warrior to score 30 points in his playoff debut, passing Wilt Chamberlain who scored 35 points at 23 years old, according to the Elias Sports Bureau. Additionally, Poole's five 3-pointers set a new record for the most 3-pointers made in a Warriors' first career playoff game, surpassing the previous of four shared by Stephen Curry and Latrell Sprewell.
- Scored 30 points in his first career playoff game and followed it up with a 29-point performance in Game 2. With 59 points in his first two playoff appearances, Poole has scored the second-most points for a Warrior in their first two playoff games, trailing only Wilt Chamberlain who scored 63. Poole totaled 10 made 3-pointers in the first two games, the most 3-pointers made in a player's first two playoff games in NBA history (Basketball Reference).
- On 5/1/22 at Memphis, Semifinals Game 1, recorded a team-high 31 points (12-20 FG, 5-10 3P, 2-2 FT), team-high-tying eight rebounds, team-high nine assists, two blocks in 38 minutes off the bench. It's the second time Poole has scored at least 30 points and the sixth-highest scoring output by a Warriors reserve in the playoffs.
- On 6/8/22 at Boston, NBA Finals, Game 3, missed his first free throw attempt, ending his free throw streak at 24. According to the Elias Sports Bureau, Poole's free throw streak is the seventh-longest in a single postseason in Warriors franchise history.

2020-21 SEASON (GOLDEN STATE)

- Appeared in 51 games (seven starts), averaging 12.0 points (.432 FG%, .351 3P%, .882 FT%), 1.8 rebounds, 1.9 assists in 19.4 minutes per game.
- Improved in several categories from his rookie season - 8.8 ppg to 12.0 ppg; .333 FG% to .432 FG%; .279 3P% to .351 3P% - despite minutes per game decrease from 22.4 mpg to 19.4 mpg.
- As a starter, appeared in seven games, averaging 21.4 points (.442 FG%, .370 3P%, .909 FT%), 2.7 rebounds, 3.6 assists in 33.7 minutes per game.
- Scored in double figures in 31 games, 20 or more in nine games, and 30 or more once.
- Led the team in scoring in four games and assists in two.
- Had career-best 20-point streak of three games (5/10-5/14), including a career-high 38 points on 5/14 vs. New Orleans.
- Since being recalled from Santa Cruz on March 1, averaged 14.7 ppg (.433 FG%, .354 3P%) in 36 games (seven starts), scoring in double figures in 27 of those contests, reaching the 20-point plateau nine times, and tallying 30 or more points once (a career-high 38 points on May 14 vs. New Orleans).
- On 3/4 at Phoenix, scored a game-high 26 points (10-16 FG, 5-10 3P, 1-1 FT), tallying 13 points in the second and fourth quarters. Also recorded three rebounds, one assist and one steal in 26 minutes.

- On 3/17 at Houston, made a career-high six 3-pointers en route to a team-high 23 points (8-16 FG, 6-11 3P, 1-1 FT) in 24 minutes off the bench.
- On 3/19 at Memphis, in first start of the season, recorded 25 points in 34 minutes.
- On 3/20 at Memphis, making his second consecutive start, recorded a career-high-tying and game-high 26 points, four rebounds, five assists and one steal in 38 minutes.
- On 5/14 vs. New Orleans, recorded a career-high 38 points, four rebounds, six assists and one block in 33 minutes in seventh start of the season. The 20 first-half points set a new career high for most points in any half. His field goals made (12) and attempted (22) and free throws made (10) and attempted (11) were career highs.

2020-21 SEASON (SANTA CRUZ)

- With Santa Cruz, appeared in 11 games, averaging a team-high 22.4 points, 5.3 rebounds, 3.6 assists in 33.5 minutes per game.
- Scored 20 or more points six times, 30 or more twice.
- Grabbed 10 rebounds in one game.
- Recorded one double-double (2/23).

2019-20 NBA SEASON (GOLDEN STATE)

- Appeared in 57 games (14 starts), averaging 8.8 points, 2.1 rebounds, 2.4 assists in 22.4 minutes per game in first NBA season.
- As a starter, appeared in 14 games, averaging 12.6 points, 2.2 rebounds, 2.9 assists in 30.5 minutes per game.
- Among NBA rookies this season, ranked seventh in free throw percentage (.798), eighth in assists per game (2.4 apg), tied 17th in scoring (8.8 ppg).
- Attempted 265 3-pointers this season, the third-most ever attempted by a Warriors rookie in a single season... Klay Thompson (268, 2011-12) is in second place; Stephen Curry is first (380, 2009-10). Scored in double-figures in 25 games, 20-or-more in three games.
- In the final 13 games he played in (five starts), averaged 14.3 points (.472 FG%, .310 3P%, .757 FT%), 2.5 rebounds, 3.9 assists in 27.2 minutes per game... Scored in double-figures in 12 of those games, including a career-best streak of 10 straight.
- Led Warriors in scoring in two games, assists in five.
- Among the Warriors rookie franchise single-season performances, ranked fifth in 3-point field goals made (74) and third in 3-point field goals attempted (265).
- On 11/1 vs. San Antonio, scored a then-career-high 20 points (7-13 FG, 4-7 3P, 2-2 FT).
- On 11/13 at the Lakers, set a Warriors rookie single-game record for most 3-point field goals attempted (12), surpassing the previous mark of 11 held by Stephen Curry, who attempted that many in two games during his rookie campaign in 2009-10.
- On 11/29 at Miami, matched then-career-high in scoring with game-high-tying 20 points (5-10 FG, 5-6 3P, 5-6 FT) and recorded one rebound and one assist in 28 minutes off the bench.
- On 1/18 vs. Orlando, scored a career-high 21 points, 11 coming in the first quarter (matching a career-high for any quarter for the third time)... Had 14-first half points, the most points he's scored in any half.
- Missed one game (2/29) due to right ankle sprain.

2019-20 G LEAGUE SEASON

- With Santa Cruz, appeared in three games (all starts), averaging 26.0 points (.463 FG%, .423 3P%, .800 FT%), 6.3 rebounds, 4.7 assists, 1.7 steals in 35.0 minutes per game.

2019 SUMMER LEAGUE (GOLDEN STATE)

- Appeared in two games (all starts) in the 2019 California Classic Summer League (Sacramento), averaging 8.0 points (.200 FG%, .091 3P%, 7-7 FT), 3.5 rebounds, 1.5 assists, 1.00 steals in 26.5 minutes per game.
- Appeared in four games (all starts) in the 2019 NBA Summer League (Las Vegas), averaging 17.8 points (.400 FG%, .267 3P%, .789 FT%), 2.8 rebounds, 1.8 assists, 2.25 steals in 29.0 minutes per game.
- Scored in double figures in five games, including all four he played in Las Vegas.

JORDAN POOLE

COLLEGE CAREER NOTES (MICHIGAN)

- Appeared in 75 games (37 starts) over two seasons at Michigan, averaging 9.4 points (.434 FG%, .370 3P%, .831 FT%), 2.2 rebounds and 1.4 assists in 22.7 minutes per game.
- Named a 2019 All-Big Ten Honorable Mention.
- Named Big Ten Player of the Week honors for the week of December 3, 2018.
- Helped Michigan to the 2018 Big Ten Tournament title.
- Was a part of two-straight Sweet 16 appearances (2018, 2019), a Final Four and National Championship Game appearance (2018).
- Appeared in 37 games (all starts) during his sophomore season, averaging 12.8 points, 3.0 rebounds, 2.2 assists and 1.1 steals in 33.1 minutes per game.
- In sophomore season, was the team's second-leading scorer at 12.8 points per game, improving his freshman scoring average (6.0) by 6.8 points.

PERSONAL: Born in Milwaukee... Son of Monet and Anthony Poole... Earned Academic All-Big Ten honors (2019)... Volunteers at animal shelters and loves cats... His game-winning three-point basket vs. Houston in the 2018 that advanced Michigan to the Sweet 16 was nominated for an ESPY award... Threw out the first pitch at a San Francisco Giants game (September 19, 2021).



RYAN ROLLINS



POSITION: GUARD
HEIGHT: 6-3
WEIGHT: 189
BIRTHDATE: JULY 3, 2002
BIRTHPLACE: DETROIT, MICHIGAN
COLLEGE: TOLEDO
HIGH SCHOOL: DAKOTA, MICHIGAN
NBA EXPERIENCE: ROOKIE
DRAFTED BY: ATLANTA, 2022, SECOND ROUND (#44)
HOW ACQUIRED BY GOLDEN STATE: TRADE WITH ATLANTA FOR
DRAFT RIGHTS TO TYRESE MARTIN (#51) AND CASH CONSIDERATIONS (6/23/22)



COLLEGE RECORD

YEAR-TEAM	G	MIN	FG	FGA	FG%	3P	3PA	3P%	FTM	FTA	FT%	REB	AST	STL	BLK	PTS	RPG	APG	PPG
20-21 Toledo	30	907	146	339	.431	41	127	.323	77	98	.786	156	76	33	4	410	5.2	2.5	13.7
21-22 Toledo	34	1111	232	496	.468	47	151	.311	130	162	.802	203	123	59	9	641	6.0	3.6	18.9
Career	64	2018	378	835	.453	88	278	.317	207	260	.796	359	199	92	13	1051	5.6	3.1	16.4

NBA CAREER TRANSACTIONS

- Selected by the Atlanta Hawks in the second round (44th overall) of the 2022 NBA Draft, becoming the first Rocket drafted since Casey Shaw was selected 37th overall by the Philadelphia 76ers in 1998.
- Acquired by the Golden State Warriors in a Draft Night trade with Atlanta, in exchange for the draft rights to Tyrese Martin (51st overall) and cash considerations (6/23/22).

COLLEGE (TOLEDO)

- Appeared in 64 games (all starts), averaging 16.4 points (.453 FG%, .317 3P%, .796 FT%), 5.6 rebounds, 3.1 assists, 1.44 steals in 31.5 minutes per game.
- Honors won include Lou Henson Mid-Major All-America Team and All-MAC First Team in 2021-22 and MAC Freshman of the Year, All-MAC Honorable Mention and MAC All-Freshman Team in 2020-21.
- Became the fourth Rocket in school history to score at least 1,000 points in his first two seasons.
- Recorded six career double-doubles (team-high four in 2021-22).
- As a sophomore (2021-22), named to Lou Henson Mid-Major All-America Team and All-MAC First Team after averaging 18.9 points (.468 FG%, .311 3P%, .802 FT%), 6.0 rebounds, 3.6 assists, 1.74 steals in 32.7 minutes per game in starting all 34 games.
- His 641 points scored in 2021-22 was the third-most in school history.
- In MAC, ranked fourth in scoring with a team-high 18.9 points per game and tied for first for most 20-point outings with 18.
- Recorded 15 points, career-high 16 rebounds and eight assists vs. Ohio (2/8/22).
- Scored a career-high 35 points vs. Coastal Carolina (11/24/21), making a career-best 12 field goals, including a career-high four 3-pointers.
- Dished out career-high 10 assists to go along with 16 points and eight rebounds at Bowling Green (1/15/22).
- Averaged 13.7 points per game (second on the team) in 2020-21, leading all conference freshmen in scoring.

HIGH SCHOOL (DAKOTA)

- As a senior, earned Detroit News Division I First Team All-State, Associated Press Division I Second Team All-State and First Team All-Detroit Area Dream Team after averaging 25.5 points, 9.0 rebounds, 5.0 assists, 2.0 steals and 1.0 blocks per game.
- Received Detroit Free Press and Detroit News Honorable Mention Division I All-State selections as a sophomore and junior.
- Earned First Team All-MAC Red and All-Macomb County honors after averaging 21.3 points, 5.8 rebounds, 3.5 assists and 2.2 steals as a junior.

PERSONAL: Full name is Ryan Anthony Rollins... Son of Chris and Toni Rollins... Brother, Chris, played basketball for Davenport University... At the NBA combine, measured at 6'3" with a 6'9" wingspan and was tied for the fastest shuttle run at 3.07 seconds and recorded 11 points, five rebounds and three assists in lone scrimmage game... Majored in business... Favorite memory at Toledo was going to the Bahamas and winning the Nassau Championship with mother and auntie there... Twitter: @_moneybally.

KLAY THOMPSON



POSITION: GUARD
HEIGHT: 6-6
WEIGHT: 220
BIRTHDATE: FEBRUARY 8, 1990
BIRTHPLACE: LOS ANGELES, CALIFORNIA
COLLEGE: WASHINGTON STATE
HIGH SCHOOL: SANTA MARGARITA CATHOLIC
(RANCHO SANTA MARGARITA, CA)
NBA EXPERIENCE: 11 YEARS
DRAFTED BY: GOLDEN STATE, 2011, FIRST ROUND (#11)



NBA REGULAR-SEASON RECORD

YEAR-TEAM	G	MIN	FG	FGA	FG%	3P	3PA	3P%	FTM	FTA	FT%	REB	AST	STL	BLK	PTS	RPG	APG	PPG
11-12 Golden State	66	1608	318	718	.443	111	268	.414	79	91	.868	161	133	49	20	826	2.4	2.0	12.5
12-13 Golden State	82	2936	508	1205	.422	211	526	.401	132	157	.841	306	183	86	45	1359	3.7	2.2	16.6
13-14 Golden State	81	2868	559	1259	.444	223	535	.417	147	185	.795	249	181	74	37	1488	3.1	2.2	18.4
14-15 Golden State	77	2455	602	1299	.463	239	545	.439	225	256	.879	247	222	87	60	1668	3.2	2.9	21.7
15-16 Golden State	80	2666	651	1386	.470	276	650	.425	193	221	.873	306	166	60	49	1771	3.8	2.1	22.1
16-17 Golden State	78	2649	644	1376	.468	268	647	.414	186	218	.853	285	160	66	40	1742	3.7	2.1	22.3
17-18 Golden State	73	2506	575	1178	.488	229	520	.440	82	98	.837	277	185	55	34	1461	3.8	2.5	20.0
18-19 Golden State	78	2652	655	1402	.467	241	599	.402	129	158	.816	299	186	84	47	1680	3.8	2.4	21.5
19-20 Golden State	DID NOT PLAY - REHABILITATION FROM TORN LEFT ANTERIOR CRUCIATE LIGAMENT (ACL)																		
20-21 Golden State	DID NOT PLAY - RIGHT ACHILLES TENDON REPAIR																		
21-22 Golden State	32	941	246	573	.429	114	296	.385	46	51	.902	125	88	16	17	652	3.9	2.8	20.4
TOTALS	647	21280	4758	10396	.458	1912	4586	.417	1219	1435	.849	2255	1504	577	349	12647	3.5	2.3	19.5

NBA PLAYOFFS RECORD

YEAR-TEAM	G	MIN	FG	FGA	FG%	3P	3PA	3P%	FTM	FTA	FT%	REB	AST	STL	BLK	PTS	RPG	APG	PPG
12-13 Golden State	12	495	76	174	.437	25	59	.424	5	6	.833	55	22	12	7	182	4.6	1.8	15.2
13-14 Golden State	7	257	40	98	.408	16	44	.364	19	24	.792	24	25	7	5	115	3.4	3.6	16.4
14-15 Golden State	21	761	149	334	.446	57	146	.390	36	45	.800	81	54	16	19	391	3.9	2.6	18.6
15-16 Golden State	24	849	201	453	.444	98	231	.424	82	96	.854	88	54	26	9	582	3.7	2.3	24.3
16-17 Golden State	17	596	94	237	.397	41	106	.387	26	33	.788	66	35	14	5	255	3.9	2.1	15.0
17-18 Golden State	21	794	159	342	.465	67	157	.427	27	31	.871	86	38	16	6	412	4.1	1.8	19.6
18-19 Golden State	21	818	164	360	.456	70	158	.443	37	41	.902	86	44	28	15	435	4.1	2.1	20.7
21-22 Golden State	6	230	36	101	.356	20	57	.351	10	10	1.000	18	12	8	3	102	3.0	2.0	17.0
TOTALS	33	1223	219	504	.435	106	266	.398	66	78	.846	128	62	26	15	610	3.9	1.9	18.5

REGULAR-SEASON CAREER HIGHS

Minutes.....55, 11/10/12, Golden State vs Denver
 Field Goals.....21, 12/5/16, Golden State vs Indiana
 Field Goal Attempts.....33, 12/5/16, Golden State vs Indiana
 3-Point Field Goals.....14, 10/29/18, Golden State at Chicago
 3-Point Attempts.....24, 10/29/18, Golden State at Chicago
 Free Throws.....13, 1/29/17, Golden State at Portland
 Free Throw Attempts.....15, 1/29/17, Golden State at Portland
 Offensive Rebounds.....3, 12/31/18, Golden State at Phoenix (13 times)
 Defensive Rebounds.....9, 11/19/17, Golden State at Brooklyn (4 times)
 Rebounds.....10, 12/18/17, Golden State at L.A. Lakers (4 times)
 Assists.....8, 2/13/19, Golden State at Portland (4 times)
 Steals.....5, 2/10/16, Golden State at Phoenix (3 times)
 Turnovers.....7, 3/10/19, Golden State vs Phoenix (Twice)
 Blocked Shots.....5, 1/17/15, Golden State at Houston
 Points.....60, 12/5/16, Golden State vs Indiana

POSTSEASON CAREER HIGHS

Minutes.....51, 5/12/13, Golden State vs San Antonio
 Field Goals.....14, 5/28/16, Golden State at Oklahoma City (4 times)
 Field Goal Attempts.....31, 5/28/16, Golden State at Oklahoma City
 3-Point Field Goals.....11, 5/28/16, Golden State at Oklahoma City
 3-Point Attempts.....18, 5/28/16, Golden State at Oklahoma City
 Free Throws.....15, 4/18/16, Golden State vs Houston
 Free Throw Attempts.....16, 4/18/16, Golden State vs Houston
 Offensive Rebounds.....4, 5/4/19, Golden State at Houston
 Defensive Rebounds.....12, 5/8/13, Golden State at San Antonio
 Rebounds.....14, 5/8/13, Golden State at San Antonio
 Assists.....7, 5/3/14, Golden State at L.A. Clippers
 Steals.....4, 4/27/22, Golden State vs Denver (Twice)
 Turnovers.....5, 5/8/17, Golden State at Utah (4 times)
 Blocked Shots.....3, 5/13/22, Golden State vs Memphis (4 times)
 Points.....41, 5/28/16, Golden State at Oklahoma City

QUICK FACTS

- Holds the NBA record for most three-pointers made (14) and attempted (24), set on October 29, 2018 at Chicago.
- Set NBA record for most points scored in a quarter with 37 points on January 23, 2015 vs. Sacramento, going a perfect 13-of-13 from the field and 9-of-9 from three-point range.
- Five-time All-Star, two-time All-NBA selection, once named to All-Defensive Team.
- With a career-high 60 points in 29 minutes played on December 5, 2016 vs. Indiana, became the first player in the shot clock era (1954-55) to score 60 points in game with fewer than 30 minutes played.
- Father, Mychal, played 14 seasons for three teams - the Portland Trail Blazers, San Antonio Spurs, and Los Angeles Lakers.

KLAY THOMPSON



CAREER-HIGH POINTS

Quarter: 37, 3rd QTR, 1/23/15 GSW vs. SAC

Half: 40, 1st half, 12/5/16 GSW vs. IND

NBA HONORS

- Named to the All-Defensive Second Team (2018-19).
- Named to the All-NBA Third Team in back-to-back seasons (2014-15 and 2015-16).
- Five-time All Star (2015-19); Started in the backcourt alongside teammate Stephen Curry in 2015.
- Earned First Team All-Rookie Honors in 2011-12.
- Named Western Conference Player of the Week four times.

NBA RECORDS

- Holds NBA single-game record for most 3-point field goals made (14) and attempted (24), set on October 29, 2018 at Chicago.
- Set an NBA record for points in a quarter with 37 points on 1/23/15 vs. Sacramento, going a perfect 13-of-13 from the field and 9-of-9 from 3-point range in the third frame, besting the previous record of 33 points set by George Gervin (4/9/78) and Carmelo Anthony (12/10/08).
- Shares NBA record for most field goals made in a quarter with David Thompson (13), 1/23/15 vs. Sacramento (3rd Quarter).
- Has third-longest streak in NBA history with a made 3-pointer in 95 consecutive games, 12/11/16 - 1/8/18, trailing only Stephen Curry (157) and Kyle Korver (127).
- Made 200 3-pointers for the seventh-straight season, joining Stephen Curry as the only players in NBA history to do so.
- Made 10 3-pointers in first half on 10/29/18 at Chicago, setting a new NBA record for most 3-pointers in the first half and tying Chandler Parsons (1/24/14) for most in a half in NBA history.
- Set an NBA record for threes in a quarter with nine on 1/23/15 vs. Sacramento, surpassing the previous record of eight set by Michael Redd (2/20/02) and Joe Johnson (12/16/13).
- Shares NBA record for most 3-point field goals attempted in a half (14) with J.R. Smith, James Harden and Stephen Curry, on 10/29/18 at Chicago.
- Has NBA records for most 3-pointers made in first five seasons in the league (1,060) and first six seasons (1,328).

NBA CAREER NOTES

- Four-time NBA champion with Golden State (2015, 2017, 2018, 2022).
- Has appeared in 647 career games (610 starts), averaging 19.5 points (.458 FG%, .417 3P%, .849 FT%), 3.5 rebounds, 2.3 assists in 32.9 minutes per game in nine NBA seasons with the Golden State Warriors.
- Named to the All-Defensive Second Team (2018-19).
- Named to the All-NBA Third Team in back-to-back seasons (2014-15 and 2015-16).
- Five-time All Star (2015-19); Started in the backcourt alongside teammate Stephen Curry in 2015.
- Earned First Team All-Rookie Honors in 2011-12.
- Named Western Conference Player of the Week four times.
- On the Warriors' all-time regular-season career leaders lists, ranks second in three-pointers made (1,912), seventh in points (12,647), eighth in games played (647), fourth in three-point percentage (.417), sixth in free throw percentage (.849).
- Holds NBA single-game record for most 3-point field goals made (14) and attempted (24), set on October 29, 2018 at Chicago.
- Set an NBA record for points in a quarter with 37 points on 1/23/15 vs. Sacramento, going a perfect 13-of-13 from the field and 9-of-9 from 3-point range in the third frame, besting the previous record of 33 points set by George Gervin (4/9/78) and Carmelo Anthony (12/10/08).
- Joined Stephen Curry as the only players in NBA history to hit at least 200 3-pointers in seven consecutive seasons (2012-13 to 2018-19).

KLAY THOMPSON CAREER 20-POINT QUARTERS IN REGULAR SEASON AND PLAYOFFS

POINTS	DATE	VS./AT	OPPONENT	QUARTER
37	01/23/2015	vs.	SAC	Q3
27	12/16/2015	vs.	PHO	Q3
26	04/13/2015	vs.	MEM	Q2
23	12/05/2016	vs.	IND	Q2
23	01/21/2019	at	LAL	Q3
22	01/05/2016	at	LAL	Q1
22	04/08/2018	at	PHO	Q1
22	10/29/2018	at	CHI	Q1
21	03/16/2017	vs.	ORL	Q1
20	12/05/2016	vs.	IND	Q3

NOTE: Highest career point total for the fourth quarter is 19, 05/28/2016 at OKC and 11/26/18 vs. ORL

Bold indicates career-high for that quarter (includes multiple instances)

NBA PLAYOFFS						
POINTS	DATE	VS./AT	OPPONENT	ROUND	QTR	
20	05/04/2018	at	NOP	SEM	Q2	

Elias Sports Bureau

KLAY THOMPSON CAREER MILESTONE CAREER THREE-POINTERS

NO.	DATE	OPPONENT	QUARTER	TIME
1st	12/25/2011	LAC	3	01:58
100th	04/14/2012	LAC	4	00:03
500th	03/12/2014	LAC	4	02:51
1,000th	03/18/2016	DAL	1	04:55
1,500th	02/06/2018	OKC	2	00:40.9

KLAY THOMPSON

- Combined with his backcourt mate, Stephen Curry, to hit 678 three-pointers in 2015-16, the most by a tandem in a single season in NBA history.
- On 12/5/16 vs. Indiana, became the fourth player in Warriors history to score 60 points in a game, joining Wilt Chamberlain, Rick Barry and Joe Fuiks... Scored 60 points in 29 minutes, becoming the first player in the Shot Clock Era (since 1954-55) to score 60 points in a game with fewer than 30 minutes played... Became the first Warrior in nearly 43 years to score 60 points in a game (last, Rick Barry with a career-high 64 on 3/26/74 vs. Portland, 3/26/74)... Hit a career-high 21 field goals, shooting 21-of-33 (.636) from the field, 8-of-14 (.571) from 3-point range and 10-of-11 from the free throw line... His eight 3-pointers were a season-high, while his 10 free throws matched a regular season career-high... Scored 40 points in the first half, a career-high for scoring in a half.
- Led the NBA in points on catch & shoot opportunities in two seasons (2013-14, 2016-17).
- Won the Three-Point Contest at 2016 NBA All-Star Saturday Night, tying Stephen Curry's Three-Point Contest record (set in 2015) with a score of 27 points in the final round.
- Won an Olympic gold medal with Team USA at the 2016 Olympic Games in Rio de Janeiro.
- Won gold with Team USA at the 2014 FIBA Basketball World Cup in Spain.

NBA PLAYOFF CAREER NOTES

- Appeared in 139 playoff career games, averaging 19.2 points (.440 FG%, .409 3P%, .843 FT%), 3.9 rebounds, 2.2 assists, 0.99 steals in 37.0 minutes per game with the Golden State Warriors.
- Scored 20-or-more points in 68 games, 30-or-more in 16, 40-or-more in one.
- Grabbed 10-or-more rebounds in one game.
- Recorded one double-double in his postseason career (one 30/10 game).
- Ranks third all-time on NBA Playoffs 3-pointers made list (451), trailing only Stephen Curry (561) and LeBron James (432).
- Connected on at least one three-pointer in 54-straight postseason games (6/4/17-5/7/22), second-longest in NBA history, trailing only Stephen Curry's active streak of 122.
- On the Warriors' all-time postseason career leaders lists, ranks first in minutes played (5,362) and tied with Draymond Green for first games played in (145); second in points (2,791), 3-pointers made (451) and field goals made (1,04); third in blocks (81).
- In the NBA Finals, appeared in 33 career games in six consecutive series in his career (2015-2019, 2022), averaging 18.5 points (.435 FG%, .398 3P%, .846 FT%), 3.9 rebounds, 1.9 assists in 37.0 minutes per game with the Golden State Warriors.
- On 5/28/16 at Oklahoma City (Game 6 of the 2016 Western Conference Finals), made 11 3-point field goals, the second-most in an NBA Playoff game (Damian Lillard, 12)... Was 11-of-18 from 3-point range.
- Owns the NBA record for most threes made in a five-game series (28 against Portland in the 2016 Western Conference Semifinals).
- Finished the 2016 NBA Playoffs with 98 three-pointers (98-of-231 3FG), tying Stephen Curry's record for most threes made in a single postseason set in 2015.
- On 6/13/16 vs. Cleveland (Game 5 of the 2016 NBA Finals), scored 37 points (26 in the first half), his career Finals scoring high.
- Finished the 2016 Western Conference Finals with 30 3-pointers (30-of-72 3P), which is second-most in a series in NBA history (behind Stephen Curry's 32 threes in the 2016 NBA Finals and 2016 Western Conference Finals).
- On 5/24/16 at Oklahoma City (Game 4 of the 2016 Western Conference Finals), scored 19-straight Warriors points in the third quarter to finish with 26 points... Also swiped a playoff career-high-tying three steals.
- Scored 20-plus points in eight-straight games (4/24-5/16/16), a playoff career-best streak.
- Hit at least five threes in seven-straight games (4/24-5/11/16), an NBA playoff record streak.
- Became the first player in NBA history to hit seven threes in consecutive playoff games, doing so in three-straight (4/24-5/1/16)... Hit 21-of-36 (.583) from three-point range over that stretch, the most threes over a three-game period in NBA postseason history.
- On 4/16/16 vs. Houston (Game 1 of the 2016 First Round), connected on his 100th career postseason three-pointer.
- On 6/7/15 vs. Cleveland (Game 2 of the 2015 NBA Finals), hit a playoff career-high-tying 14 field goals en route to scoring 34 points to become the first Warrior since Rick Barry in 1975 to score at least 30 points in an NBA Finals game.
- On 5/8/13 at San Antonio (Game 2 of the 2013 Western Conference Semifinals), recorded first playoff double-double (30/10 game) with 34 points and playoff career-high 14 rebounds... Joined Michael Jordan, Kobe Bryant and Vince Carter as the only guards to reach those point/rebound figures in a game in the last 25 years.
- On 4/20/13 at Denver (Game 1 of the 2013 First Round), made his NBA Playoff debut, tallying 22 points and three rebounds in 41 minutes.

NBA CAREER TRANSACTIONS

- Selected by Golden State as an early entry candidate in the first round (11th overall) of the 2011 NBA Draft.
- Signed a contract extension with the Golden State Warriors (October 31, 2014).
- Signed a multi-year contract with the Golden State Warriors (July 10, 2019).

2021-22 SEASON

- Appeared in 32 games (all starts), averaging 20.4 points (.429 FG%, .385 3P%, .902 FT%), 3.9 rebounds, 2.8 assists in 29.4 minutes per game.
- Shot a single season career high .902 from the free throw line, marking the first time in his career he's shot over 90 percent from the charity stripe in a season.
- It's the sixth-straight season in which he averaged 20 points or more.
- Scored in double figures in 30 games, 20-or-more in 14, 30-or-more in six, 40-or-more once.
- Led team in scoring in 10 games.
- Missed first 38 games of the season.
- Thompson is the only player in NBA history who had at least four All-Star nominations and missed over 170 consecutive regular season games due to injury before returning to play for the same team. New York's Bernard King missed 169 games - the last 11 games of the 1984-85 season, all 82 in 1985-86, and the first 76 of the 1986-87 season.
- Before returning on 1/9/22 vs. Cleveland, had missed 175 regular season games (65 games in 2019-20; 72 in 2020-21; 38 games in 2021-22) and two Play-In Tournament games, having last played on June 13, 2019, Game 6 of the 2019 NBA Finals (suffered a torn left ACL).
- On 2/12/22 vs. Lakers, tallied a game-high 33 points with 16 in the fourth quarter.
- On 3/12/22 vs. Milwaukee, recorded a then-season-high and game-high 38 points (15-24 FG, 8-14 3P) - 17 coming in the second quarter (6-7 FG, 5-6 3P) - in 34 minutes.
- On 4/10/22 at New Orleans, recorded a season-high 41 points (16-29 FG, 7-14 3P, 2-3 FT) in 31 minutes, his third-straight 30-point game.

2022 NBA PLAYOFFS

- Four-time NBA champion (2015, 2017, 2018, 2022).
- In the 2022 NBA Playoffs, appeared in 19.0 points (.429 FG%, .385 3P%, .867 FT%), 3.9 rebounds, 2.3 assists, 1.09 steals in 36.0 minutes per game.
- Scored in double figures in 22 games, 20-or-more in eight, 30-or-more in three.
- Led the team in scoring in three games, rebounding in two, assists in two.
- In the First Round vs. Denver, appeared in five games (all starts), averaging 22.6 points (.506 FG%, .458 3P%, .833 FT%), 3.8 rebounds, 1.4 assists, 1.20 steals in 34.5 minutes per game.
- In the Semifinals vs. Memphis, appeared in six games (all starts), averaging 18.5 points (.406 FG%, .364 3P%, .714 FT%), 5.0 rebounds, 2.5 assists, 1.17 steals, 1.00 blocks in 35.4 minutes per game.
- In the Conference Finals vs. Dallas, appeared in five games (all starts), averaging 18.6 points (.474 FG%, .375 3P%, .857 FT%), 3.8 rebounds, 3.2 assists in 35.3 minutes per game.
- In the 2022 NBA Finals vs. Boston, appeared in six games (all starts), averaging 17.0 points (.356 FG%, .351 3P%, 10-10 FT), 3.0 rebounds, 2.0 assists, 1.33 steals in 38.4 minutes per game.
- Made a team-high 22 3-pointers in the First Round vs. Denver.
- On 4/21/22 at Denver, First Round, Game 3, scored 26 points, hitting six 3-pointers to give him 388 career 3-pointers, moving him into third place on the NBA Playoffs all-time 3-pointers made list, passing Ray Allen (385).
- On 4/27/22 vs. Denver, First Round, Game 5, grabbed a team-high nine rebounds to increase his playoff career total to 505, becoming the sixth Warrior to grab at least 500 career playoff rebounds. He also moved into fifth place on the Warriors all-time playoffs rebounds list, passing Clyde Lee (503).
- On 5/1/22 at Memphis, Semifinals, Game 1, his 3-point field goal with 36.6 seconds left in the fourth quarter was his second go-ahead field goal in the final minute of his playoff career (first was in Game 5 of 2019 NBA Finals vs. Toronto) and gave the Warriors a 117-116 win.
- On 5/13/22 vs. Memphis, Semifinals, Game 6, tallied a game-high-tying 30 points, connecting on eight 3-pointers. It was the fourth time in Thompson's career he made at least eight 3-pointers in a playoff game, joining teammate Stephen Curry, Ray Allen and Damian Lillard as the only players in NBA history to do so. In Thompson's playoff career, he is averaging 20.6 points (.446 FG%, .495 3P%), 4.5 rebounds, 1.4 assists per game in 12 Game 6's. Thompson has scored at least 25 points in six of the last seven Game 6's he has played in (in that seven-game span he is averaging 28.1 points per game).

KLAY THOMPSON

- On 5/26/22 vs. Dallas, Conference Finals, Game 5, tallied a game-high 32 points (12-15 FG, 8-16 3P), two rebounds, three assists and one steal. He made eight 3-pointers in a playoff game for the fifth time in his career, the most by any player in NBA history.
- On 6/2/22 vs. Boston, NBA Finals, Game 1, made three 3-pointers, moving into second-place on NBA Playoffs all-time career 3-pointers made list, passing LeBron James (432) and behind only Stephen Curry. Only one of three players to make at least 400 career 3-pointers in the playoffs.

2019-20 SEASON (GOLDEN STATE)

- Missed entire season due to rehabilitation following a torn left Anterior Cruciate Ligament (ACL) suffered in Game 6 of the 2019 NBA Finals vs. Toronto (6/13/19) with 2:22 remaining in the third quarter.

2018-19 SEASON (GOLDEN STATE)

- Appeared in 78 games (all starts), averaging 21.5 points (.467 FG%, .402 3P%, .816 FT%), 3.8 rebounds, 2.4 assists, 1.08 steals in 34.0 minutes per game with the Golden State Warriors.
- Among league leaders, ranked 18th in scoring.
- Scored in double-figures in 74 games, 20-or-more in 44, 30-or-more in 12, 40-or-more in three, 50-or-more in one.
- Led Warriors in scoring in 18 games, rebounding in three and assists in two.
- Made 200 3-pointers for the seventh-straight season, joining Stephen Curry as the only players in NBA history to do so.
- On 10/29 at Chicago, set new NBA record for 3-point field goals made (14) and attempted (24) en route to finishing with game-high 52 points... Had 10 3-pointers in first half, setting a new NBA record for most 3-pointers in the first half and tying Chandler Parsons (1/24/14) for most in a half in NBA history.
- On 11/24 vs. Sacramento, with 5.8 seconds left, hit game-winning shot (second career game-winner under six seconds) to give the Warriors a 117-116 win over the Kings.
- On 1/21 at the L.A. Lakers, made his first 10 3-point field goal attempts to tie two NBA records - most consecutive 3-pointers to start a game (last time was Denver's Ty Lawson who made his first 10 3's on 4/9/11 vs. Minnesota) and most consecutive 3-pointers during any point in a game (last time was Houston's Chandler Parsons, 1/24/14 vs. Memphis)... Finished with 44 points in 27 minutes, marking the third time in his career he tallied at least 40 points in fewer than 30 minutes played, an accomplishment no other player has done that more than once in the shot-clock era (since 1954-55)... Without going to the free throw line once, Thompson joined five players to score that many points (44) without making a trip to the charity stripe in a game in NBA history - Of the six players to score at least 44 points without a trip to the free throw line, Thompson became the first to accomplish the feat on the road.
- Missed two games due to injury and illness - one game due to illness (1/31) and one (4/9) due to right knee soreness (4/9).

2019 NBA PLAYOFFS (GOLDEN STATE)

- Appeared in 21 games (all starts), averaging 20.7 points (.456 FG%, .443 3P%, .902 FT%), 4.1 rebounds, 2.1 assists, 1.33 spg in 39.0 minutes per game in the 2019 NBA Playoffs.
- In the NBA Finals, appeared in six games (all starts), averaging 26.0 points (.541 FG%, .585 3P%, .875 FT%), 4.8 rebounds, 2.4 assists in 37.6 minutes per game.
- In the Conference Finals vs. Portland, appeared in four games (all starts), averaging 21.5 points (.379 FG%, .344 3P%, .900 FT%), 3.8 rebounds, 3.0 assists, 1.75 steals, 1.25 blocks in 41.3 minutes per game.
- In Semifinals vs. Houston, appeared in six games (all starts), averaging 19.2 points (.441 FG%, .408 3P%, 5-5 FT), 5.0 rebounds, 1.8 assists, 2.17 steals in 41.5 minutes per game.
- In the First Round series vs. L.A. Clippers, appeared in six games (all starts), averaging 17.3 points (.465 FG%, .417 3P%, .900 FT%), 2.8 rebounds, 1.5 assists, 1.33 blocks in 36.0 minutes per game.
- Scored in double figures in 19 games, 20-or-more in 11, 30-or-more in two.
- Led Warriors in scoring in four games.
- Among playoff leaders, ranked 16th in scoring (20.3 ppg) and sixth in minutes per game (39.3 mpg).
- Missed one game due to left hamstring strain (6/5).
- On 6/5 vs. Toronto (Game 3 of NBA Finals) missed the game due to a left hamstring strain after having played in a Warriors franchise record 120 consecutive playoff games... Thompson is the first Warrior to begin his career with 100 or more... He had the second-longest active streak behind LeBron James (239 straight games).
- On 6/13 vs. Toronto (Game 6 of the NBA Finals), scored 30 points before leaving with a left knee injury in the third quarter... Fourth career 30-point game in the NBA Finals... With his first 3-pointer of the game, passed LeBron James (370) for sole possession of third place for most 3-pointers made in NBA playoff history... Thompson (374 playoff threes) trails only Stephen Curry (470) and Ray Allen (385).
- Exited Game 6 of the NBA Finals vs. Toronto (6/13/19) with 2:22 remaining in the third quarter with a left knee injury, underwent an MRI that confirmed a torn left Anterior Cruciate Ligament (ACL).

2017-18 SEASON (GOLDEN STATE)

- Appeared in 73 games (all starts), averaging 20.0 points (.488 FG%, .440 3P%, .837 FT%), 3.8 rebounds, 2.5 assists, 0.75 steals in 34.3 minutes per game.
- Among the league leaders, ranked fifth in 3-point field goal percentage.
- Ranked first in catch-and-shoot points per game (11.0 ppg) for the third straight season (was first in 2015-16 and 2016-17).
- Scored in double-figures in 69 games, 20-or-more points in 38 games, 30-or-more points in three games.
- Grabbed 10-or-more rebounds in two games.
- Recorded two double-doubles (point/rebound - 2)
- Led the team in scoring in 14 games, rebounds in one and assists in two.
- On 1/12 at Milwaukee, went 0-of-2 from 3-point range, ending consecutive games streak with at least one 3-pointer at 95 games, the third-longest such streak in NBA history.
- Twice this season, began a game making at least seven straight field goal attempts - nine consecutive on 12/20 vs. Memphis and seven straight on 2/22 vs. L.A. Clippers (career-best is nine, twice).
- Missed one game (1/10) due to rest.
- Missed eight games (3/14-3/29) due to a fractured right thumb.

2018 NBA PLAYOFFS (GOLDEN STATE)

- Appeared in 21 games (all starts), averaging 19.6 points (.465 FG%, .427 3pt%, .871 FT%), 4.1 rebounds, 1.8 assists, 0.76 steals in 37.8 minutes per game.
- Scored in double figures in 20 games, 20-or-more points in 11 games, 30-or-more in two.
- Led team in scoring in four games.
- Among the playoff leaders, ranked 20th in scoring and first in catch-and-shoot points per game (10.4).
- Had made 20 consecutive free throw attempts in this postseason before streak ended on 5/24 at Houston.
- Moved into sixth on NBA all-time playoffs 3-pointers made list with 304 playoff career 3-pointers.
- On 5/20/18 vs. Houston, passed Rick Barry (1,777) for second on the Warriors all-time playoff scoring list.
- On 4/22 vs. San Antonio (Game 5 in the First Round), made his 600th career field goal to become the third player in franchise history to reach the milestone, joining Rick Barry (699) and Stephen Curry (652)
- On 5/26 vs. Houston (Game 6 of the Western Conference Finals), made nine 3-pointers in to join Ray Allen as the only players to have two playoff games with nine or more 3-pointers.

2016-17 SEASON (GOLDEN STATE)

- Appeared in 78 games (all starts), averaging a career-high 22.3 points (.468 FG%, .414 3P%, .853 FT%), 3.7 rebounds, 2.1 assists in 34.0 minutes per game.
- Among league leaders, ranked second in 3-pointers made (268) and tied for ninth in 3-point field goal percentage.
- Connected on 268 three-pointers, joining teammate Stephen Curry as the only players in NBA history to hit at least 200 three-pointers in five consecutive seasons.
- Made at least one 3-pointer in a career-best 54 consecutive games (12/11/16-4/12/17).
- Scored 20-or-more points in 50 games, 30-or-more in nine, 40-or-more in two, 50-or-more in one, 60-or-more in one.
- Led the NBA in catch-and-shoot points per game (11.5), the third time he led the NBA in that category (10.3 in 2015-16; 9.1 in 2013-14).
- Scored 20-or-more points in a quarter three times.
- Named a reserve on the 2017 Western Conference All-Star Team, earning his third career All-Star selection.
- Competed in the Three-Point Contest at 2017 NBA All-Star Saturday Night, where he was narrowly edged out in the first round.
- On 4/4 vs. Minnesota, scored 41 points (23 in the first half) to record his second 40-point game of the season... Coupled with Stephen Curry's 42 points in Golden State's previous game on 4/2 vs. Washington, marked the first time in more than 43 years that two different Warriors scored at least 40 points in back-to-back games in the same season (last: Cazzie Russell with 46 points on 3/24/74; Rick Barry with a career-high 64 points on 3/26/74).
- On 2/25 vs. Brooklyn, crossed the 1,000 assist threshold for his career.
- On 2/15 vs. Sacramento, tallied his fifth 30-point game of the season with 35 points... Recorded his 400th career steal in that contest... Marked his eighth-straight 20-point game (1/29-2/15).
- On 1/22 at Orlando, scored all 21 of his points on threes to become the first Warriors player to score 21 points on only 3-pointers... Marked the second time in their careers that he and backcourt mate Stephen Curry both hit at least seven threes in the same game, just the seventh time in NBA history that teammates have both hit at least seven threes in the same game... Became the only duo to accomplish this feat multiple times.

KLAY THOMPSON

- On 12/5 vs. Indiana, scored a career-high 60 points, joining Wilt Chamberlain, Rick Barry and Joe Fulks as the only Warriors to reach the 60-point mark in a game... Scored 60 points in 29 minutes, becoming the first player in the Shot Clock Era (since 1954-55) to score 60 points in a game with fewer than 30 minutes played... Became the first Warrior in nearly 43 years to score 60 points in a game (last, Rick Barry, career-high 64 on 3/26/74 vs. Portland)... Connected on a career-high 21 field goals, shooting 21-of-33 (.636) from the field, 8-of-14 (.571) from 3-point range and 10-of-11 (.909) from the free throw line... Scored 40 points in the first half, a career-high for scoring in a half and the most in any half in the NBA since Jimmy Butler scored 40 points in the second half on 1/3/16... Became the seventh Warrior in franchise history to record multiple 50-point games for his career (Wilt Chamberlain, Rick Barry, Stephen Curry, Purvis Short, Antawn Jamison, Phil Smith).
- Missed three games due to rest (1/10, 3/11, 4/10).
- Missed one game with a sore right arch (2/13).

2017 NBA PLAYOFFS (GOLDEN STATE)

- Appeared in 17 games (all starts), averaging 15.0 points, 3.9 rebounds and 2.1 assists in 35.1 minutes per game.
- Scored 20-or-more points in four games and 30-or-more in one.
- On 6/7 at Cleveland (Game 3 of the NBA Finals), scored a 2017 postseason-high 30 points (ninth career 30-point postseason game) to go with six rebounds and two assists in a 2017 postseason-high-tying 41 minutes... Set a 2017 postseason-high for points scored in a quarter (16, first quarter) and half (21, first half)... Connected on six three-pointers in that contest (6-of-11 3P), a 2017 postseason-high.
- On 6/4 vs. Cleveland (Game 2 of the NBA Finals), appeared in his 78th career postseason game, passing Jeff Mullins (77) for the most postseason games played in Warriors franchise history... Recorded 22 points and a 2017 postseason-high seven rebounds.
- On 5/6 at Utah (Game 3 of the Western Conference Semifinals), became the franchise's all-time postseason minutes leader, passing Rick Barry (2,579) for the top spot.
- On 4/19 vs. Portland (Game 2 of the First Round), made three 3-pointers to become the 16th player in NBA history to reach the 200 3-point threshold for his postseason career.

2015-16 SEASON (GOLDEN STATE)

- Appeared in 80 games (all starts), averaging 22.1 points (.470 FG%, .425 3P%, .873 FT%), 3.8 rebounds, 2.1 assists in 33.3 minutes per game with the Golden State Warriors.
- Earned All-NBA Third Team honors for the second consecutive season.
- Among NBA leaders, tied for fifth in 3-point percentage and ranked 12th in scoring.
- Scored 20-or-more points in 42 games, 30-or-more in 17, 40-or-more in four.
- Connected on 276 three-pointers, then the third-highest 3-point total in a single season in NBA history (behind two Stephen Curry seasons).
- Joined Stephen Curry as the only players in NBA history to hit at least 200 three-pointers in four consecutive seasons.
- Combined with his backcourt mate, Stephen Curry, to hit 678 three-pointers, the most by a tandem in a single season in NBA history.
- On 3/29 vs. Washington, hit his 76th three-pointer in the month of March, breaking Stephen Curry's record for most threes in the month of March... Finished March with 79 threes.
- Named Western Conference Player of the Week for games played 3/21-3/27 after averaging 32.3 points on 51.7 percent shooting from the field and 62.2 percent from three-point range (28-of-45 3P), his first weekly award of the season (fourth career).
- On 3/27 vs. Philadelphia, scored 40 points and in previous game on 3/25 vs. Dallas scored 40, marking the first time in his career he scored at least 40 points in consecutive games... Shot 53.3 percent from 3-point range over those two contests.
- On 3/18 at Dallas, became the second fastest player in NBA history to reach 1,000 career 3-pointers, doing so in his 372nd game, second only to teammate Stephen Curry (369 games)... Recorded his third-career game with double-digit three-pointers, connecting on 10-of-15 (.667) from distance to finish with 39 points.
- Appeared in his second-straight All-Star Game, tallying nine points, two rebounds, two assists and one steal in 21 minutes... Joined Stephen Curry and Draymond Green to give the Warriors three players in the All-Star Game for the first time since 1976, when Rick Barry, Phil Smith and Jamaal Wilkes all represented Golden State at the league's annual showcase.
- Won the Three-Point Contest at All-Star Saturday Night, tying Stephen Curry's Three-Point Contest record with a score of 27 points in the final round... Hit his final eight 3-pointers, including six-straight money balls... Along with Curry's victory in 2015, Golden State became the first team in the history of the Three-Point Contest (since 1986) to have two different players win the event in consecutive years.

KLAY THOMPSON



- On 1/27 vs. Dallas, scored a season-high 45 points, including 26 points in the first half, to record his second 40-point game of the season... Shot a perfect 10-of-10 from the free throw line, tying the most free throws he has hit without a miss in a game in his career (2/22/15 at Indiana).
- On 12/8 at Indiana, scored 39 points (29 in the first half), hitting 10-of-16 from long distance to join J.R. Smith and Stephen Curry as the only players in NBA history to post multiple career games with at least 10 three-pointers.
- Missed two games due to injury - one game with a sprained right ankle and one game due to back stiffness.

2016 NBA PLAYOFFS (GOLDEN STATE)

- Appeared in 24 postseason games (all starts), averaging a playoff career-high 24.3 points (.444 FG%, .424 3P%, .854 FT%), 3.7 rebounds, 2.3 assists, 1.08 steals in 35.4 minutes per game.
- Scored 20-or-more in 16 games, 30-or-more in six, 40-or-more in one.
- Finished the 2016 NBA Playoffs with 98 three-pointers (98-231 3P), tying Stephen Curry's record for most threes made in a single postseason set in 2015.
- On 6/13 vs. Cleveland (Game 5 of the NBA Finals), scored 37 points (26 in the first half), his career Finals scoring high.
- Finished the 2016 Western Conference Finals with 30 3-pointers (30-72 3P), which is second-most in a series in NBA history (behind Stephen Curry's 32 threes in the 2016 NBA Finals and 2016 Western Conference Finals).
- On 5/28 at Oklahoma City (Game 6 of the Western Conference Finals), made an NBA Playoff record 11 3-pointers (11-18 3P), scoring a postseason career-high 41 points... Tied a playoff career-high with 14 field goals in that contest.
- On 5/24 at Oklahoma City (Game 4 of the Western Conference Finals), finished with 26 points (9-17 FG, 4-11 3P, 4-4 FT), scoring 19-straight Warriors points in the third quarter of that contest.
- Scored 20-or-more points in eight-straight games (4/24-5/16), a playoff career-best streak.
- Hit at least five threes in seven-straight games (4/24-5/11), an NBA playoff record streak.
- Connected on 28 3-pointers in the Western Conference Semifinals (28-56 3P), an NBA record for most 3-pointers made in a five-game series.
- Became the first player in NBA history to hit seven threes in consecutive playoff games, doing so in three-straight (4/24-5/1)... Hit 21-of-36 (.583) from three-point range over that stretch, the most threes over a three-game period in NBA postseason history.
- Connected on at least one three-pointer in 31-straight postseason games, a career-best playoff three-point streak (dating back to the 2013 Playoffs, 5/16/13-4/18/16).
- On 4/16 vs. Houston (Game 1 of the First Round), tallied his 100th career postseason three-pointer.

2014-15 SEASON (GOLDEN STATE)

- Appeared in 77 games (all starts), averaging 21.7 points (.463 FG%, .439 3P%, .879 FT%), 3.2 rebounds, 2.9 assists, 1.13 steals in 31.9 minutes per game with the Golden State Warriors.
- Named to the All-NBA Third Team, his first career All-NBA honor... Joined on the All-NBA Team by backcourt mate Stephen Curry (First Team), making the pair the first backcourt duo to receive All-NBA honors since Seattle's Gus Williams and Dennis Johnson both made the Second Team in 1979-80.
- Among NBA leaders, ranked third in plus/minus (+10.1), fourth in 3-point percentage, fourth in Net Rating (15.8) and tied for ninth in scoring.
- Scored 20-or-more points in 46 games, 30-or-more in eight, 40-or-more in four, and 50-or-more in one.
- Recorded one double-double.
- Started the 2015 All-Star Game alongside teammate Stephen Curry to give the Warriors two All-Star starters for the first time in nearly 50 years (Rick Barry and Nate Thurmond started the 1967 All-Star Game at the Cow Palace in San Francisco)... Joined Curry to become the first pair of Warriors guards to start the All-Star Game and first backcourt tandem from the same team to start the annual showcase since New York's Walt Frazier and Earl Monroe in 1975.
- Scored 30-plus points in three-straight games (1/23-1/27) for the first time in his career.
- On 1/27 vs. Chicago, posted his first career 30/10 game with 30 points and 10 rebounds.
- Named Western Conference Player of the Week for games played 1/19-1/25... In four games that week, averaged 33.0 points (second in the NBA), 3.5 assists, 2.5 rebounds and 2.25 steals in just 29.8 minutes per game, hitting 56.4 percent from the field and 55.3 percent from three-point range... Became the first player in Warriors franchise history to win three weekly accolades in the same season (previously earned the honor on 1/5-1/11 and 10/28-11/2).
- On 1/23 vs. Sacramento, scored 52 points, setting an NBA record for points in a quarter with 37 points on a perfect 13-of-13 from the field and 9-of-9 from 3-point range in the third frame, besting the previous record of 33 points set by George Gervin (4/9/78) and Carmelo Anthony (12/10/08) and topping Wilt Chamberlain's franchise record of 31 points (set in the fourth quarter of his NBA-record 100-point game on 3/2/62)... Set an NBA record for threes in a quarter with nine, surpassing the previous record of eight set by Michael Redd (2/20/02) and Joe Johnson (12/16/13)... Hit both of his free throws in his perfect third quarter, scoring 37 of the team's 41 points in the frame and giving him 50 points after three quarters... Finished the game a career-high 11 3-pointers (11-of-15 3P)... Became the 12th player in Warriors history to score 50 points in a game... Became the first player to score at least 50 points in fewer than 33 minutes since Kobe Bryant did so on 12/20/05.

KLAY THOMPSON

- Named Western Conference Player of the Week for games played 1/5-1/11, averaging a Western Conference-leading 27.7 points (.519 FG%, .500 3P%, .933 FT%) to go with 3.7 rebounds, 1.7 assists, 1.33 steals and 1.00 blocks in 29.3 minutes per game.
- Named Western Conference Player of the Week for games played 10/28-11/2... Averaged a league-leading 29.7 points (.537 FG%, .455 3P%, .913 FT%) to go with 3.0 assists, 2.7 rebounds and 1.67 steals in 35.3 minutes per game... Became the first Warrior to receive the award in the season's opening week since Tim Hardaway in 1994.
- Scored at least 20 points in a career-high eight consecutive games (12/2-12/16).
- Scored in double figures in his first 56 games of the season (10/29-3/1), a career-best streak.
- On 11/2 at Portland, hit the go-ahead shot with 8.9 seconds remaining.
- Missed five games – four due to injury - one game with a strained right hand (the first game missed due to injury in his career), three games due to a right ankle sprain and one game due to rest.

2015 NBA PLAYOFFS (GOLDEN STATE)

- Appeared in 21 postseason games (all starts), averaging 18.6 points (.446 FG%, .390 3P%, .800 FT%), 3.9 rebounds, 2.6 assists in 36.2 minutes per game.
- Scored 20-or-more points in 11 games and 30-or-more in one.
- On 6/7 vs. Cleveland (Game 2 of the NBA Finals), connected on a playoff career-high 14 field goals en route to scoring 34 points, becoming the first Warrior since Rick Barry in 1975 to score at least 30 points in an NBA Finals game.
- Scored 20-or-more points in four-straight postseason games (every game of the First Round against New Orleans, 4/18-4/25).

2013-14 SEASON (GOLDEN STATE)

- Appeared in 81 games (all starts), averaging 18.4 points (.444 FG%, .417 3P%, .795 FT%), 3.1 rebounds, 2.2 assists in 35.4 minutes per game with the Golden State Warriors.
- Among NBA leaders, ranked second in three-pointers (223) behind teammate Stephen Curry, making the duo the first pair of teammates ever to finish as the top two 3-point leaders in a single season.
- Scored 20-or-more points in 33 games and 30-or-more in five.
- Posted one double-double.
- Became the first player in NBA history to hit at least 500 3-pointers through the first three years of his career and the seventh player in NBA history to hit 200 threes in consecutive seasons.
- Missed his first career game to attend his grandfather's funeral, ending the second-longest active consecutive games played streak at 214 games from 12/25/11-3/12/14, which was the eighth-longest streak in Warriors history and longest to start a career in team history.
- On 3/4 at Indiana, hit the game-winning shot with 0.6 seconds left in a 98-96 win.
- On 11/27 at Dallas, recorded his first career double-double with 20 points and 10 rebounds.
- On 10/30 vs. the L.A. Lakers, scored a season-high 38 points (15-19 FG, .789 FG%) in the season opener to become just the sixth Warrior in the team's West Coast Era (since 1962-63) to score 38-or-more points in a season opener (joining Wilt Chamberlain, Rick Barry, Chris Mullin, Latrell Sprewell and Monta Ellis)... In NBA history, joined Ellis (2010) and Kiki Vandeweghe (1984) as the only players to score at least 38 points while shooting 75 percent or better from the field in a season opener.

2014 NBA PLAYOFFS (GOLDEN STATE)

- Appeared in seven postseason games (all starts), averaging 16.4 points (.408 FG%, .364 3P%, .792 FT%), 3.6 assists, 3.4 rebounds, 1.00 steal in 36.7 minutes per game.
- Scored 20-or-more points in three games.
- Finished the postseason with 41 career three-pointers, moving into second place on the franchise's all-time postseason 3-pointers list.
- On 4/24 vs. the L.A. Clippers (Game 3 of the First Round), recorded a 2014 postseason-high 26 points and six rebounds in 42 minutes.

2012-13 SEASON (GOLDEN STATE)

- Appeared in all 82 games (all starts), averaging 16.6 points (.422 FG%, .401 3P%, .841 FT%), 3.7 rebounds, 2.2 assists, 1.05 steals in 35.8 minutes per game with the Golden State Warriors.
- Scored 20-or-more points in 30 games and 30-or-more in two.
- Became one of only two players from the 2011 NBA Draft to play in all 148 possible regular-season games dating back to 2011-12 (Kemba Walker).
- Among second-year players, finished second in scoring and 3-point percentage.
- Together with Stephen Curry, combined for 483 3-pointers to become the second pair of teammates to both hit 200-plus threes in a season (joining Boston's Antoine Walker and Paul Pierce in 2001-02).

- Tallied 11 points in 14 minutes off the bench for Team SHAQ in the BBVA Rising Stars Challenge at NBA All-Star Weekend in Houston.

2013 NBA PLAYOFFS (GOLDEN STATE)

- Appeared in 12 postseason games (all starts), averaging 15.2 points (.437 FG%, a team-high .424 3P%, .833 FT%), a playoff career-high 4.6 rebounds, 1.8 assists, 1.00 steal in a playoff career-high 41.3 minutes per game.
- Scored 20-or-more points in three games and 30-or-more in one.
- On 5/12 vs. San Antonio (Game 4 of the Western Conference Semifinals), logged a postseason career-high 51 minutes, finishing with 10 points, four rebounds, two assists, three steals.
- On 5/8 at San Antonio (Game 2 of the Western Conference Semifinals), scored 34 points, his first career 30-point postseason game, and grabbed a postseason career-high 14 rebounds, joining Michael Jordan, Kobe Bryant and Vince Carter as the only guards to reach those point/rebound figures in a game in the last 25 years.
- On 4/20 at Denver (game 1 of the First Round), made his NBA Playoff debut, scoring 22 points and grabbing three rebounds in 41 minutes.
- Was the only Warrior to have appeared (and started) in all 94 of the team's regular-season and postseason games.

2011-12 SEASON (GOLDEN STATE)

- Appeared in all 66 games (29 starts), averaging 12.5 points (.443 FG%, .414 3P%, .868 FT%), 2.4 rebounds, 2.0 assists in 24.4 minutes per game as a rookie with the Golden State Warriors.
- In 29 starts, averaged 18.1 points, 3.2 rebounds, 3.0 assists and 1.10 steals in 33.9 minutes per game.
- Earned First Team All-Rookie honors.
- Led all rookies in 3-point percentage (17th in the NBA) and 3-point field goals made (111), the first Warrior to do so since teammate Stephen Curry in 2009-10... Finished second among rookies in free throw percentage and fourth in scoring.
- Was the only Warrior to appear in all 66 games and one of only six rookies to do so in the NBA.
- Led all rookies in scoring in the month of April with 18.6 points (.459 FG%), 3.8 rebounds and 2.8 assists per game in 16 appearances.
- Became one of only three rookies (qualified for the 3-point percentage leaderboard) in NBA history to hit at least 44.0 percent from the field, 41.0 from three-point range and 86.0 percent from the free throw line (Stephen Curry in 2009-10 and Anthony Morrow in 2008-09, both with the Warriors)... Became one of only five players to hit those percentages in 2011-12 (Ray Allen, Jordan Farmar, Manu Ginobili, Ben Gordon).
- Had two games with at least 25 points, five rebounds and five assists, becoming only one of two rookies to record multiple 25/5/5 games (Kyrie Irving).
- On 4/26 vs. San Antonio, was one of five rookies in the starting lineup for the Warriors in the season finale, marking the first time that an NBA team started five first-year players (since starters were first tracked in 1970-71).
- In a six-game stretch from 4/12-4/21, averaged 24.0 points (.417 FG%, .429 3P%), 5.0 rebounds, 4.5 assists and 1.83 steals in 43.5 minutes per game... Scored at least 24 points in five of those six contests.
- On 3/24 vs. Sacramento, scored 31 points, the second-most points by a rookie in 2011-12 (Kyrie Irving, 32).
- Hit 29 consecutive free throws from 3/11-3/28.
- On 12/25 vs. the L.A. Clippers, made his NBA debut, scoring seven points in 19 minutes.

USA BASKETBALL

- Won an Olympic gold medal with Team USA at the 2016 Olympic Games in Rio de Janeiro... Averaged 9.9 points in 21.1 minutes over eight games (six starts) during Team USA's perfect 8-0 run through the tournament.
- Participated in USA Basketball Men's National Team Minicamp in Las Vegas in the summer of 2015.
- Won a gold medal as a member of Team USA at the 2014 FIBA Basketball World Cup in Spain... Finished as the team's second-leading scorer, appearing in nine games while averaging 12.7 points, 2.2 rebounds, 2.1 assists and 1.00 steals per game.
- One of 27 players invited to participate in the 2013 USA Basketball Men's National Team mini-camp in Las Vegas.
- Member of 2012 USA Select Team.
- Won a gold medal at the 2009 U-19 World Championship in New Zealand, averaging 7.8 points and 4.4 rebounds per game in nine appearances while shooting 51.6 percent from three-point range.

COLLEGE CAREER NOTES (WASHINGTON STATE)

- Appeared in 98 games (96 starts) over three seasons at Washington State, averaging 17.9 points, 4.8 rebounds and 2.6 assists in 34.4 minutes per game.
- Left Washington State ranked first all-time in school history in three-pointers (242), third in points (1,756), third in scoring average (17.9), fourth in free throw percentage (.827), 10th in three-point percentage (.390) and 10th in steals (130).

KLAY THOMPSON

- Named to the All-Pac-10 Conference First Team as a junior and sophomore.
- As a junior, appeared in 34 games (33 starts), averaging 21.6 points (1st in Pac-10), 5.2 rebounds, 3.7 assists and 1.65 steals in 34.7 minutes per game.
- Ranked 11th in the nation in scoring, while leading the team and conference in 3-pointers with 98.
- As a sophomore, appeared in 31 games (30 starts), averaging 19.6 points, 5.1 rebounds, 2.3 assists and 1.42 steals in 35.4 minutes per game.
- Led the Cougars to the Great Alaska Shootout Championship by scoring a tournament single-game record 43 points.
- As a freshman, appeared in 33 games (all starts), averaging 12.5 points, 4.2 rebounds and 1.9 assists in 33.1 minutes.
- Named to the Pac-10 All-Freshman Team.

COMMUNITY INVOLVEMENT

- The mission of the Thompson Family Foundation, founded by parents Mychal & Julie Thompson and brothers Mychel, Trayce and Klay, is to enrich the lives of youth in the United States and the Bahamas through fitness and education.
- In 2017-18, raised over \$350,000 for the victims and communities affected by the wildfires in Northern California through his recent 'Points With Purpose' fundraiser... Personally donated \$75,000 after pledging to donate \$1,000 per point he scored during a three-game homestand (tallied 69 points).
- Earned the Alvin Attles Community Impact Award in April 2015 in recognition of his efforts to make a positive impact on the lives of underserved youth in the Bay Area.
- The Warriors Community Foundation donated \$15,000 in his honor to the Good Tidings Foundation in recognition of his community work.
- Received the NBA Cares Community Assist Award for November 2014, with the NBA donating \$10,000 on Thompson's behalf to the Good Tidings Foundation.
- Purchases tickets to every home game that are donated to deserving youth groups.

PERSONAL: Full name is Klay Alexander Thompson... Father, Mychal, was the No. 1 overall pick in the 1978 NBA Draft by the Portland Trail Blazers and played 12 seasons in the NBA, winning two NBA Championships with the Los Angeles Lakers... Older brother, Mychel, appeared in five games with the Cleveland Cavaliers in 2011-12 and played for the Santa Cruz Warriors, Golden State's NBA G League affiliate, for four seasons (2013-14 through 2016-17)... Younger brother, Trayce, was selected in the second round of the 2009 Major League Baseball Draft by the Chicago White Sox, played for the Oakland Athletics, Chicago Cubs, San Diego Padres and is currently in his second stint with the Dodgers... Mother, Julie, played volleyball at the University of San Francisco... His #1 was retired by his alma mater, Santa Margarita Catholic High School, in a ceremony on campus in January 2017... Served as the Grand Marshal of the GoPro Grand Prix of Sonoma Verizon IndyCar Series season finale at Sonoma Raceway on Sept. 17, 2017; Gave the official command of, "Drivers, Start Your Engines," waved the green flag and took a high-speed lap around the road course with racing legend Mario Andretti in a two-seat Indy car... Family was honored in the Bahamas in the summer of 2015, including a welcome reception hosted by the government of the Bahamas in Nassau and the commissioning of Mychal "Sweet Bells" Thompson Boulevard in honor of his father... As a senior in 2007-08 at Santa Margarita, earned Division III State Player of the Year honors, leading the Eagles to a 30-5 record and the Division III State Championship... Scored 37 points in the state title game, connecting on a state finals record seven three-pointers... Twitter: @KlayThompson.



KLAY THOMPSON



KLAY THOMPSON'S NBA-RECORD 37 POINTS IN A QUARTER

NATIONAL BASKETBALL ASSOCIATION

OFFICIAL SCORER'S REPORT
3RD QUARTER ONLY

1/23/2015 ORACLE Arena, Oakland, CA

Officials: #49 Tom Washington, #52 Scott Twardoski, #58 Josh Tiven

Time of Period: 0:26

Attendance: 19,596 (Sellout)

VISITOR: Sacramento Kings

NO	PLAYER	MIN	FG	FGA	3P	3PA	FT	FTA	OR	DR	TOT	A	PF	ST	TO	BS	PTS
8	Rudy Gay	F 0:00	0	0	0	0	0	0	0	0	0	0	0	0	0	0	0
13	Derrick Williams	F 8:26	1	3	0	1	1	2	1	0	1	2	0	0	1	0	3
15	DeMarcus Cousins	C 8:36	3	5	0	0	2	2	0	2	2	0	2	1	0	0	8
23	Ben McLemore	G 7:13	1	3	0	2	0	0	0	0	0	0	2	1	0	0	2
7	Darren Collison	G 10:59	1	5	1	1	2	2	0	2	2	2	0	1	0	0	5
10	Nik Stauskas	4:47	0	0	0	0	0	0	0	0	0	0	0	0	1	0	0
20	Quincy Miller	10:59	0	3	0	2	2	2	0	2	2	0	0	1	1	0	2
18	Omri Casspi	0:00	0	0	0	0	0	0	0	0	0	0	0	0	0	0	0
34	Jason Thompson	3:24	1	2	0	0	0	0	1	0	1	0	0	0	0	0	2
9	Ramon Sessions	1:01	0	0	0	0	0	0	0	0	0	1	0	0	1	0	0
3	Ray McCallum	4:35	0	2	0	0	0	0	1	0	1	0	1	1	0	0	0
5	Ryan Hollins	0:00	0	0	0	0	0	0	0	0	0	0	0	0	0	0	0
30	Reggie Evans	DNP-Coach's Decision															
TOTALS:			7	23	1	6	7	8	3	6	9	5	5	5	4	0	22
PERCENTAGES:			30.4%	16.7%	87.5%				TM REB:	1							TOT TO: 4 (6 PTS)

HOME: GOLDEN STATE WARRIORS

NO	PLAYER	MIN	FG	FGA	3P	3PA	FT	FTA	OR	DR	TOT	A	PF	ST	TO	BS	PTS
40	Harrison Barnes	F 7:32	0	1	0	0	0	0	0	2	2	0	0	0	0	0	0
23	Draymond Green	F 12:00	1	2	0	1	0	0	0	5	5	1	2	1	1	0	2
12	Andrew Bogut	C 8:48	0	1	0	0	0	0	0	3	3	0	0	0	0	1	0
11	Klay Thompson	G 12:00	13	13	9	9	2	2	0	0	0	1	2	2	1	0	37
30	Stephen Curry	G 10:59	0	3	0	1	2	2	0	1	1	6	0	1	3	0	2
4	Brandon Rush	0:00	0	0	0	0	0	0	0	0	0	0	0	0	0	0	0
7	Justin Holiday	4:28	0	0	0	0	0	0	0	0	0	1	0	0	0	1	0
5	Marreese Speights	0:00	0	0	0	0	0	0	0	0	0	0	0	0	0	0	0
10	David Lee	3:12	0	0	0	0	0	0	0	2	2	0	0	0	1	0	0
34	Shaun Livingston	1:01	0	0	0	0	0	0	0	0	0	1	0	0	0	0	0
20	James Michael	0:00	0	0	0	0	0	0	0	0	0	0	0	0	0	0	0
	McAduo																
19	Leandro Barbosa	DNP-Coach's Decision															
9	Andre Iguodala	DND-Rest															
TOTALS:			14	20	9	11	4	4	0	13	13	10	4	4	6	2	41
PERCENTAGES:			70.0%	81.8%	100.0%				TM REB:	0							TOT TO: 6 (2 PTS)

SCORE BY PERIODS 3 TOTAL

Kings 22 22

WARRIORS 41 41

Inactive: Kings-Landry, Moreland Warriors-Ezeli, Kuzmic

Pts. In the Pt. Kings 4 (2/8), WARRIORS 10 (5/5)

Biggest Lead Kings 2, WARRIORS 24

2nd Chance Pts. Kings 0 (0/3), WARRIORS 0 (0/0)

Lead Changes 3

FB Pts Kings 2 (1/2), WARRIORS 17 (6/8)

Times Tied 3



ANDREW WIGGINS



POSITION: FORWARD
HEIGHT: 6-7
WEIGHT: 209
BIRTHDATE: FEBRUARY 23, 1995
BIRTHPLACE: TORONTO, CANADA
COLLEGE: KANSAS
HIGH SCHOOL: HUNTINGTON ST. JOSEPH PREP
 (HUNTINGTON, WV)
NBA EXPERIENCE: 8 YEARS
DRAFTED BY: CLEVELAND, 2014, 1ST ROUND (#1)
HOW ACQUIRED: TRADE WITH MINNESOTA ALONG WITH 2021 FIRST-ROUND PICK
 (TOP 3 PROTECTED), 2021 SECOND-ROUND PICK FOR D'ANGELO RUSSELL, JACOB
 EVANS III, OMARI SPELLMAN (FEBRUARY 6, 2020)



NBA REGULAR-SEASON RECORD

YEAR-TEAM	G	MIN	FG	FGA	FG%	3P	3PA	3P%	FTM	FTA	FT%	REB	AST	STL	BLK	PTS	RPG	APG	PPG
14-15 Minnesota	82	2969	497	1137	.437	39	126	.310	354	466	.760	374	170	86	50	1387	4.6	2.1	16.9
15-16 Minnesota	81	2845	594	1294	.459	57	190	.300	430	565	.761	291	164	78	46	1675	3.6	2.0	20.7
16-17 Minnesota	82	3048	709	1570	.452	103	289	.356	412	542	.760	328	189	82	30	1933	4.0	2.3	23.6
17-18 Minnesota	82	2979	569	1300	.438	112	338	.331	202	314	.643	358	160	91	51	1452	4.4	2.0	17.7
18-19 Minnesota	73	2543	498	1209	.412	118	348	.339	207	296	.699	352	184	70	48	1321	4.8	2.5	18.1
19-20 Min.-G.S.	54	1859	437	978	.447	111	334	.332	190	268	.709	274	198	45	53	1175	5.1	3.7	21.8
20-21 Golden State	71	2364	505	1058	.477	140	368	.380	170	238	.714	347	167	67	70	1320	4.9	2.4	18.6
21-22 Golden State	73	2330	475	1019	.466	157	399	.393	149	235	.634	325	161	76	52	1256	4.5	2.2	17.2
TOTALS	598	20936	4284	9565	.448	837	2392	.350	2114	2924	.723	2649	1393	595	400	11519	4.4	2.3	19.3

NBA PLAYOFFS RECORD

YEAR-TEAM	G	MIN	FG	FGA	FG%	3P	3PA	3P%	FTM	FTA	FT%	REB	AST	STL	BLK	PTS	RPG	APG	PPG
17-18 Minnesota	5	164	30	68	.441	7	21	.333	12	20	.600	26	10	2	2	79	5.2	2.0	15.8
21-22 Golden State	22	767	143	305	.469	35	105	.333	42	65	.646	165	40	22	23	363	7.5	1.8	16.5
TOTALS	27	931	173	373	.464	42	126	.333	54	85	.635	191	50	24	25	442	7.1	1.9	16.4

REGULAR-SEASON CAREER HIGHS

Minutes.....49, 3/25/15, Minnesota vs L.A. Lakers (Twice)
 Field Goals.....17, 5/11/21, Golden State vs Phoenix (Twice)
 Field Goal Attempts.....33, 11/8/19, Minnesota vs Golden State
 3-Point Field Goals.....8, 12/6/21, Golden State vs Orlando
 3-Point Attempts.....11, 4/1/21, Golden State at Miami (4 times)
 Free Throws.....17, 11/13/16, Minnesota vs L.A. Lakers (Twice)
 Free Throw Attempts.....22, 11/13/16, Minnesota vs L.A. Lakers
 Offensive Rebounds.....6, 1/25/21, Golden State vs Minnesota (Twice)
 Defensive Rebounds.....11, 3/23/18, Minnesota at New York
 Rebounds.....11, 3/8/22, Golden State vs L.A. Clippers (3 times)
 Assists.....11, 1/18/20, Minnesota vs Toronto
 Steals.....6, 4/5/16, Minnesota at Golden State
 Turnovers.....6, 2/17/21, Golden State vs Miami (8 times)
 Blocked Shots.....5, 1/12/21, Golden State vs Indiana
 Points.....47, 11/13/16, Minnesota vs L.A. Lakers

POSTSEASON CAREER HIGHS

Minutes.....44, 6/16/22, Golden State at Boston
 Field Goals.....12, 6/13/22, Golden State vs Boston
 Field Goal Attempts.....23, 6/13/22, Golden State vs Boston
 3-Point Field Goals.....4, 6/16/22, Golden State at Boston (Twice)
 3-Point Attempts.....9, 6/16/22, Golden State at Boston
 Free Throws.....4, 5/26/22, Golden State vs Dallas (3 times)
 Free Throw Attempts.....7, 5/1/22, Golden State at Memphis
 Offensive Rebounds.....6, 5/22/22, Golden State at Dallas (Twice)
 Defensive Rebounds.....13, 6/10/22, Golden State at Boston
 Rebounds.....16, 6/10/22, Golden State at Boston
 Assists.....5, 6/16/22, Golden State at Boston (3 times)
 Steals.....4, 6/16/22, Golden State at Boston
 Turnovers.....3, 6/16/22, Golden State at Boston (4 times)
 Blocked Shots.....3, 6/16/22, Golden State at Boston (3 times)
 Points.....27, 5/22/22, Golden State at Dallas

QUICK FACTS

- Became the ninth former first overall pick to appear in a game for the Warriors since 1966.
- Finished ranked 20th among the league leaders in scoring in 2019-20 with a 21.8 combined scoring average with Minnesota and Golden State.
- Made his Warriors debut on February 8, 2020 vs. the Los Angeles Lakers, recording 24 points (8-12 FG, 3-4 3P, 5-9 FT), two rebounds, three assists, five steals and one block in 31 minutes.

ANDREW WIGGINS



CAREER-HIGH POINTS

Quarter: 19, 3rd QTR, 2/14/17 MIN vs. CLE

Half: 27, 1st half, 3/19/21 GSW at MEM

NBA HONORS/AWARDS

- Named 2014-15 NBA Rookie of the Year.
- Named to 2014-15 All-Rookie First Team.
- Won Rookie of the Month award four consecutive months (November 2014-February 2015).

NBA CAREER NOTES

- Appeared in 598 career games (598 starts), averaging 19.3 points (.448 FG%, .350 3P%, .723 FT%), 4.4 rebounds, 2.3 assists, 1.00 steals in 35.0 minutes per game in eight NBA seasons with the Minnesota Timberwolves and Golden State Warriors.
- Named 2014-15 NBA Rookie of the Year.
- Named to 2014-15 All-Rookie First Team.
- Won Rookie of the Month award four consecutive months (November 2014-February 2015).
- In career, recorded one triple-double with 18 points (6-14 FG, 1-5 3P, 5-6 FT), 10 rebounds, career-high 11 assists in 36 minutes on 1/18/20 Minnesota vs. Toronto.
- Has scored 40 or more points eight times in career.
- Appeared in 442 games (all starts), averaging 19.7 points (.441 FG%, .332 3P%, .734 FT%), 4.3 rebounds, 2.3 assists, 0.99 steals in 35.8 minutes per game in six seasons (2014-15 - 2019-20) with Minnesota.

NBA PLAYOFF CAREER NOTES

- Appeared in 27 career playoff games (all starts), averaging 16.4 points (.464 FG%, .333 3P%), 7.1 rebounds, 1.9 assists in 34.5 minutes per game.
- Has scored in double figures in 25 games, 20-or-more in five.
- Grabbed 10-or-more rebounds in six games.
- Recorded six double-doubles.
- In the 2018 NBA Playoffs, appeared in five games (all starts) of the Western Conference First Round vs. Houston, averaging 15.8 points (.441 FG%, .333 3P%, .600 FT%), 5.2 rebounds, 2.0 assists in 32.8 minutes per game.
- Tallied first playoff career 20-point game with 20 points (7-11 FG, 4-6 3P, 2-4 FT) to go along with five rebounds, five assists, one steal and one block in 35 minutes in the Timberwolves' Game 3 win (121-105) over the Rockets on 4/21/18.

NBA TRANSACTIONS

- Selected by the Cleveland Cavaliers in the first round (1st overall) of the 2014 NBA Draft (June 26, 2014).
- Signed a multi-year contract with the Cleveland Cavaliers (July 24, 2014).
- As part of a three-team trade, traded by the Cleveland Cavaliers with Anthony Bennett and a trade exception to the Minnesota Timberwolves; the Cleveland Cavaliers traded a 2016 first-round draft pick to the Philadelphia 76ers; the Minnesota Timberwolves traded Kevin Love to the Cleveland Cavaliers; the Minnesota Timberwolves traded Luc Mbah a Moute and Alexey Shved to the Philadelphia 76ers; and the Philadelphia 76ers traded Thaddeus Young to the Minnesota Timberwolves (August 23, 2014).
- Signed a multi-year contract with the Minnesota Timberwolves (October 11, 2017).
- Acquired from the Minnesota Timberwolves by the Golden State Warriors along with a 2021 first-round draft pick (top three protected) and a 2021 second-round draft pick in exchange for Jacob Evans, D'Angelo Russell and Omari Spellman (February 6, 2020).

2021-22 SEASON (GOLDEN STATE)

- Appeared in 73 games (all starts), averaging 17.2 points (.466 FG%, .393 3P%, .634 FT%), 4.5 rebounds, 2.2 assists, 1.04 steals in 31.9 minutes per game.
- Named as a starter to the 2022 NBA All-Star Game and made his first career All-Star appearance, recording 10 points (4-7 FG, 2-4 3P) and one assist in 15 minutes for Team Durant.
- Averaged at least 15 points per game in all 10 of his NBA seasons.
- Had a single-season career high in 3-point field goal percentage (.393), 3-pointers made (157) and attempted (399).
- Scored in double figures in 70 games, 20-or-more in 20, 30-or-more in two.

ANDREW WIGGINS

- Missed two games (12/18, 2/1) due to left knee soreness, four games (12/20–12/25) due to health and safety protocols, one game due to left foot soreness (3/7 at Denver) and two games due to illness (3/14 vs. Washington, 3/16 vs. Boston).
- On 11/10/21 vs. Minnesota, recorded a season-high 35 points (14–19 FG, 3–6 3P, 4–4 FT). Made his first 10 field goal attempts and was 9-of-9 in the first half, becoming the first Warrior since Monta Ellis (10–10 FG in first half) on 1/11/08 vs. Memphis to make his first 10 attempts in a game.
- On 11/21/21 vs. Toronto, recorded 32 points (12–20 FG, 6–8 3P), making his first six 3-point attempts.
- On 12/6/21 vs. Orlando, made a career-high eight 3-pointers en route to 28 points (9–17 FG, 8–10 3P), including 17 points (5–6 FG, 5–6 3P, 2–4 FT) in the third quarter.
- On 12/17/21 at Boston, recorded 27 points, including 18 (7–10 FG, 4–5 3P) in the second quarter, the most he's ever scored in that quarter in his career. Scored 24 points in the first half, one point shy of matching his career high for any half (25, four times).

2022 NBA PLAYOFFS

- Won first NBA title.
- In the 2022 NBA Playoffs, appeared in 22 games (all starts), averaging 16.5 points (.469 FG%, .333 3P%, .646 FT%), 7.5 rebounds, 1.8 assists, 1.00 steals in 34.9 minutes per game.
- Scored in double figures in 20 games, 20-or-more in four.
- Grabbed 10-or-more rebounds in six games.
- Recorded six double-doubles (point/rebound – 6).
- Led team in scoring in one game, rebounding in seven, assists in one.
- In the First Round vs. Denver, appeared in five games (all starts), averaging 14.0 points (.529 FG%, .538 3P%, .563 FT%), 6.8 rebounds, 1.6 assists, 1.00 steals in 29.9 minutes per game.
- In the Semifinals vs. Memphis, appeared in six games (all starts), averaging 15.0 points (.467 FG%, .333 3P%, .647 FT%), 7.0 rebounds, 0.8 assists, 1.33 blocks in 33.0 minutes per game.
- In the Conference Finals vs. Dallas, appeared in five games (all starts), averaging 18.6 points (.462 FG%, .286 3P%, .684 FT%), 7.2 rebounds, 2.8 assists in 36.7 minutes per game.
- In the 2022 NBA Finals vs. Boston, appeared in six games (all starts), averaging 18.3 points (.446 FG%, .297 3P%, .692 FT%), 8.8 rebounds, 2.2 assists, 1.50 steals, 1.50 blocks in 39.2 minutes per game.
- On 4/16/22 vs. Denver, First Round, Game 1, grabbed a playoff career-high nine rebounds to go along with 16 points, two assists and one steal.
- On 4/24/22 at Denver, First Round, Game 4, recorded a playoff career-high-tying 20 points (9–16 FG, 1–3 3P, 1–2 FT), six rebounds, one assist, playoff career-high two steals and playoff career-high two blocks in playoff career-high-tying 37 minutes.
- On 5/9/22 vs. Memphis, Semifinals, Game 4, recorded his career playoff double-double with 17 points and 10 rebounds to go along with one assist, one steal and one block.
- On 5/13/22 vs. Memphis, Semifinals, Game 6, had second career playoff double-double with 18 points and playoff career-high 11 rebounds while recording one steal and playoff career-high three blocks in series-clinching win.
- On 5/22/22 at Dallas, Conference Finals, Game 3, had third career playoff double-double with a playoff career high 27 points and playoff career-high-tying 11 rebounds. Set new playoff career highs in field goals made (11) and attempted (20).
- On 6/10/22 at Boston, NBA Finals, Game 4, recorded fourth double-double of this year's playoffs (fifth playoff career) with 17 points and game-high and career-high 16 rebounds to go along with two assists, one steal in playoff career-high 43 minutes. The last Warriors player to have at least 17 points and 16 rebounds in an NBA Finals game was Nate Thurmond in 1967, according to NBA.com/Stats.
- Recorded back-to-back double-doubles in Game 4 (17 points, 16 rebounds) and Game 5 (26 points, 13 rebounds) for the first time in playoff career and only second time in career (once in regular season, 3/3 & 3/5/20).

2020-21 SEASON (GOLDEN STATE)

- Appeared in 71 games (all starts), averaging 18.6 points (a career-high .477 FG%, a career-high .380 3P%, .714 FT%), 4.9 rebounds, 2.4 assists, a career-high 0.99 blocks in 33.3 minutes per game.
- Also recorded single-season career highs in 3-pointers made (140) and attempted (368) and blocks (70).
- Was tied with three players for eighth in loose balls recovered (68), tied with New York's RJ Barrett and New Orleans' Zion Williamson for third in contested 3-pointers per game (4.2), second in contested 3-pointers total (291) trailing only Barrett (301).
- Scored in double figures in 69 games, 20 or more in 24, 30 or more in two, 40 or more in one.

ANDREW WIGGINS



- Grabbed 10 or more rebounds in two games.
- Recorded two double-doubles (3/25 at SAC, 4/19 at PHI).
- Led team in scoring in nine games, rebounding in 10 games, assists in one game.
- After the All-Star break, Andrew Wiggins averaged 20.3 points (.492 FG%, .410 3P%) in 34 games.
- Andrew Wiggins led the Warriors in blocks with 70, setting a new career single-season career high. Wiggins had 20 multi-block games this season, a career best, surpassing the 14 he had last season with Minnesota and Golden State.
- Set single-season career-highs in 3-pointers made (140), attempted (368) and 3-point percentage (.380 3P%).
- Missed one game (5/14 vs. New Orleans) due to left knee soreness.
- On 12/29 at Detroit, scored 17 of his 27 points in the fourth quarter, matching the most points he has scored in that quarter in his career. Also recorded seven rebounds (sixth was the 2,000th of his career), three assists, one steal and three blocks in 38 minutes.
- On 3/19 at Memphis, recorded a season-high 40 points (14-24 FG, 6-11 3P, 6-9 FT), eight rebounds, four assists, season-high four steals in 34 minutes. The 40 points are the most he has scored since joining the Warriors (prev. 28) and the six 3-pointers were a season high.
- On 4/19 at Philadelphia, recorded second double-double of the season with 16 points and 10 rebounds.
- On 4/21 at Washington, scored his 10,000th career point - first NBA player born in Canada to reach the milestone.
- On 5/11 vs. Phoenix, recorded a game-high 38 points on a career-high 17 made field goals.

2019-20 SEASON (MINNESOTA/GOLDEN STATE)

- Appeared in 54 games (all starts), averaging 21.8 points, 5.1 rebounds, 3.7 assists, 0.98 blocks in 34.4 minutes per game with Minnesota and Golden State.
- With Golden State, appeared in 12 games (all starts), averaging 19.4 points, 4.6 rebounds, 3.6 assists, 1.33 steals, 1.42 blocks in 33.6 minutes per game.
- With Minnesota, appeared in 42 games (all starts), averaging 22.4 points, 5.2 rebounds, 3.7 assists, 0.86 blocks in 34.6 minutes per game.
- Among the league leaders, ranked 20th in scoring (21.8 ppg).
- Has scored in double-figures in 53 of 54 games this season (had a career-best 65-game double-figure scoring streak end on 2/23 vs. New Orleans).
- Scored 20-or-more points in 34 games, 30-or-more points in seven games, 40-or-more points in one game.
- With Warriors, scored 20-or-more points in seven games.
- Has grabbed 10-or-more rebounds in four games (two games with the Warriors).
- Has dished out 10-or-more assists in two games (one game with the Warriors).
- Recorded four double-doubles (two with the Warriors - one point/rebound; one point/assist).
- Recorded one triple-double (1/18/20 MIN vs. TOR - 18 points, season-high-tying 10 rebounds, career-high 11 assists).
- With the Warriors, has led the team in scoring in four games, rebounding in two, assists in one.
- Became the ninth former first overall pick to appear in a game for the Warriors since 1966.
- On 2/8 vs. L.A. Lakers, made his Warriors debut, recording 24 points (8-12 FG, 3-4 3P, 5-9 FT), two rebounds, three assists, five steals and one block in 31 minutes.
- On 2/23 vs. New Orleans, his career-high streak of scoring in double figures in 65 consecutive games ended when he scored eight points (3-16 FG, 1-4 3P, 1-2 FT).
- On 3/3 at Denver, recorded first-ever 20-point, 10-assist double-double with game-high-tying 22 points and game-high 10 assists... Also had team-high-tying five rebounds, one steal and one block.
- Missed one game (2/27 vs. Lakers) due to thoracic spasm (upper back).

2018-19 SEASON (MINNESOTA)

- Appeared in 73 games (all starts), averaging 18.1 points, 4.8 rebounds, 2.5 assists, 1.0 steals in 34.8 minutes per game.
- His games streak played ended at 243 consecutive games when he missed the October 24th game at Toronto... The streak started on 11/12/15 vs. Golden State.
- Had a career-high-tying 19-straight free throws made (ended April 5 vs. Miami)... Streak was set Jan. 9-17, 2015.
- On 1/2 at Boston, tallied 31 points (10-18 FG, 2-5 3P, 9-12 FT), scoring his 7,000th career point.
- On 1/8 at Oklahoma City, became the sixth player in Timberwolves history to record at least 40 points and 10 rebounds in a game, tallying 40 points (11-24 FG, 2-4 3P, 16-18 FT) and 10 rebounds, joining Kevin Love (10 times), Karl-Anthony Towns (7), Kevin Garnett (2), Al Jefferson (2), Elden Campbell (1).
- On 1/18 vs. San Antonio, passed Sam Mitchell (7,161 points) for second place on the Timberwolves all-time scoring list after scoring 17 points (7-12 FG, 3-5 3P).

ANDREW WIGGINS

- Missed a total of nine games due to injury/illness: four games due to a right quadriceps contusion (10/24-29, 11/9), two due to illness (2/11-13) and three with a left quadriceps contusion (3/9-12).

2017-18 SEASON (MINNESOTA)

- Appeared in all 82 games (all starts), averaging 17.7 points (.438 FG%, .331 3P%, .643 FT%), 4.4 rebounds, 2.0 assists, 1.1 steals in 36.3 minutes per game.
- Among league leaders, ranked 10th in minutes (36.3 mpg) and third in total minutes played (2,979).
- On 10/22 at Oklahoma City, hit a game-winning 3-pointer as time expired to give Minnesota a 115-113 win, finishing with a team-high 27 points (10-20 FG, 2-7 3P, 5-8 FT)... It was his second career game-winner (1/24/17 at Phoenix).
- On 3/13 at Washington, passed Doug West (6,216 points) for fifth on the Wolves' career scoring list.
- Scored his 5,000th career point on 10/18 at San Antonio and his 6,000th career point on 2/7 at Cleveland.

2016-17 SEASON (MINNESOTA)

- Appeared in all 82 games (all starts), averaging 23.6 points (.452 FG%, .356 3P%, .760 FT%), 4.0 rebounds, 2.3 assists, 1.0 steals in 37.2 minutes per game.
- His 1,933 points was the fourth-best single-season total in franchise history and his 23.6 scoring average ranks fifth all-time.
- Led the league in total minutes (3,048), ranked third in minutes per game and 16th in scoring.
- On 1/22 vs. Denver, scored his 4,000th career point - only LeBron James, Kevin Durant and Carmelo Anthony totaled more points than his 4,384 prior to their 22nd birthdays.
- On 4/6 at Portland, passed Tony Campbell (4,888 points) for sixth on the Timberwolves all-time scoring list.
- Scored 20-or-more points in 19 straight games (1/19/17 at Clippers - 3/1/17 at Utah), a franchise record... The streak ended on 3/4 at San Antonio when he finished with 17 points.
- Tallied 40-or-more points in consecutive games (41 points on 2/14 vs. Cleveland and 40 on 2/15 at Denver), becoming just the second player in Timberwolves history with consecutive 40-point games (Kevin Love, April 13-14, 2014).
- With five 40-point outings (five) in a single season, had second-most in franchise history, trailing only Kevin Love, six in 2013-14.

2017 NBA PLAYOFFS (MINNESOTA)

- Appeared in five games (all starts), averaging 15.8 points (.441 FG%, .333 3P%, .600 FT%), 5.2 rebounds, 2.0 assists in 32.8 minutes per game.

2015-16 SEASON (MINNESOTA)

- Appeared in 81 games (all starts), averaging 20.7 points, 3.6 rebounds, 2.0 assists, 1.0 steals in 35.1 minutes per game.
- His team-leading 20.7 scoring average ranked 19th in the league and made him the seventh player in franchise history to average at least 20 points per game in a season.
- Had 565 free throw attempts, fourth-highest single-season total in franchise history and ranked seventh in NBA in 2015-16.
- On 4/7 at Sacramento, scored 3,000th career point.
- Played in BBVA Compass Rising Stars Challenge (February 12 in Toronto) for the second-straight year, scoring 29 points.

2014-15 SEASON (MINNESOTA)

- In rookie season, appeared in all 82 games (all starts), averaging 16.9 points, 4.6 rebounds, 2.1 assists, 1.0 steals in 36.2 minutes per game (4th in NBA).
- Named 2014-15 NBA Rookie of the Year, becoming the first player in Timberwolves franchise history and the first-ever Canadian-born player to win the award.
- Named to 2014-15 All-Rookie First Team.
- Won Rookie of the Month award four consecutive months (November 2014-February 2015).
- Started all 82 regular season games, becoming the first Timberwolves rookie to do so.
- Finished among the league's Top 10 in free throws made (354) and attempted (466).
- Scored 30-or-more points four times, the most ever by a Timberwolves rookie.
- Named MVP of the BBVA Rising Stars Challenge on Feb. 13, 2015 at NBA All-Star Weekend, finishing with 22 points, six rebounds and four assists.
- Recorded first career double-double on Dec. 10, 2014 vs. Portland with 23 points and 10 rebounds.

INTERNATIONAL EXPERIENCE

- Won a bronze medal with Canada at the 2015 FIBA Americas Championship held in Mexico City.
- Averaged 15.1 points (.495 FG%, .517 3P%) and 4.4 rebounds per game in 10 contests.
- Won a bronze medal with Canada at the 2010 FIBA U17 World Championship, held in Hamburg, Germany.
- Averaged 8.1 ppg (.472 FG%) and 3.3 rpg in eight contests (as a 15-year-old), highlighted by a 20-point, five-rebound, two-block effort vs. Team USA in the semifinals.
- Led Canada to bronze at the 2012 FIBA Americas U18 Championship, held in São Sebastião do Paraíso, Brazil... Contributed a team-high 15.2 ppg (41.3%), 7.6 rpg and 2.0 apg in five outings.

COLLEGE (KANSAS)

- In only season (2013-14) at Kansas, appeared in 35 games while averaging a team-high 17.1 points, 5.9 rebounds, 1.5 assists in 32.8 minutes per game.
- Named to the John R. Wooden All-America Team and earned Second Team All-America honors from the NABC, USBWA, SI.com and The Sporting News.
- Led the Jayhawks to a 25-10 record while setting the school's single-season freshman scoring record (597 points).
- Swiped a team-leading 41 steals and blocked 34 shots.
- Poured in a season-high 41 points (adding eight rebounds, a season-high five steals and a season-high four blocks) on March 8 at West Virginia, the most ever scored by a Kansas freshman and the most by any Jayhawk player since 1991.

PERSONAL: Born on Feb. 23, 1995 in Toronto, Ontario, Canada... Father, Mitchell, played collegiately at Florida State and for six seasons in the NBA with Chicago, Houston and Philadelphia... Mother, Marita, was a track star at FSU and competed for Canada in the 1984 and 1988 Olympics... Averaged 24.2 points, 8.5 rebounds, 4.1 assists and 2.7 blocks for Huntington (W.Va.) Prep in 2011-12... Named Naismith High School Player of the Year and Gatorade Athlete of the Year across all high school sports in 2013... Voted by USA Today as the 2013 American Family Insurance All-USA Player of the Year... Started the Andrew Wiggins Foundation, which focuses on supporting youth athletic organizations... As part of its support of the Kia NBA Rookie of the Year Award, Kia Motors America (KMA) donated a 2016 Kia Sorento LX CUV to Rock of Faith Worship Centre in Ontario on Wiggins' behalf after winning the award in April 2015.



JAMES WISEMAN

Wize-man



POSITION: CENTER
HEIGHT: 7-0
WEIGHT: 255
BIRTHDATE: MARCH 31, 2001
BIRTHPLACE: NASHVILLE, TENNESSEE
COLLEGE: MEMPHIS
HIGH SCHOOL: MEMPHIS EAST (MEMPHIS, TN)
NBA EXPERIENCE: 2 YEARS
DRAFTED BY: GOLDEN STATE, 2020, FIRST ROUND (#2)



NBA REGULAR-SEASON RECORD

YEAR-TEAM	G	MIN	FG	FGA	FG%	3P	3PA	3P%	FTM	FTA	FT%	REB	AST	STL	BLK	PTS	RPG	APG	PPG
20-21 Golden State	39	836	191	368	.519	12	38	.316	54	86	.628	226	26	11	36	448	5.8	0.7	11.5
21-22 Golden State	DID NOT PLAY - RIGHT KNEE INJURY MANAGEMENT																		
TOTALS	39	836	191	368	.519	12	38	.316	54	86	.628	226	26	11	36	448	5.8	0.7	11.5

COLLEGE RECORD

YEAR-TEAM	G	MIN	FG	FGA	FG%	3P	3PA	3P%	FTM	FTA	FT%	REB	AST	STL	BLK	PTS	RPG	APG	PPG
19-20 Memphis	3	69	20	26	.769	0	1	.000	19	27	.704	32	1	1	9	59	10.7	0.3	19.7
TOTALS	3	69	20	26	.769	0	1	.000	19	27	.704	32	1	1	9	59	10.7	0.3	19.7

REGULAR-SEASON CAREER HIGHS

Minutes.....35, 3/4/21, Golden State at Phoenix
 Field Goals.....9, 4/9/21, Golden State vs Washington (Twice)
 Field Goal Attempts.....15, 1/23/21, Golden State at Utah
 3-Point Field Goals.....3, 1/27/21, Golden State vs Minnesota (Twice)
 3-Point Attempts.....4, 12/25/20, Golden State at Milwaukee
 Free Throws.....5, 1/25/21, Golden St. vs Minnesota (3 times)
 Free Throw Attempts.....8, 1/25/21, Golden State vs Minnesota (Twice)
 Offensive Rebounds.....5, 3/15/21, Golden State vs L.A. Lakers
 Defensive Rebounds.....9, 1/3/21, Golden State vs Portland
 Rebounds.....11, 3/4/21, Golden State at Phoenix (Twice)
 Assists.....4, 1/20/21, Golden State vs San Antonio
 Steals.....2, 12/22/20, Golden State at Brooklyn
 Turnovers.....5, 4/1/21, Golden State at Miami (3 times)
 Blocked Shots.....4, 3/29/21, Golden State vs Chicago
 Points.....25, 1/27/21, Golden State vs Minnesota



QUICK FACTS

- In 2020-21, among rookies, ranked third in rebounding (5.8 rpg), sixth in scoring (11.5 ppg), third in field goal percentage (.519 FG%) and fourth in blocks (0.92 bpg).
- On 4/10/21 vs. Houston, suffered a right knee meniscus injury and missed the remainder of the season (19 games), but still finished with averages of 11.5 points (.519 FG%) and 5.8 rebounds per game.

NBA CAREER-HIGH POINTS

Quarter: 14, 4th QTR, 3/11/21 GSW at LAC

Half: 14, three times, last 3/11/21 GSW at LAC

2021-22 SEASON (GOLDEN STATE)

- Won first NBA title.
- Did not play in any regular season or playoff games.
- Appeared in three games with the Santa Cruz Warriors in early March, averaging 17.3 points and 9.7 rebounds, but experienced swelling in his right knee. Continues to rehab as there are no plans for additional surgery.

- Took to the court for the first time in 334 days, playing for the Santa Cruz Warriors, Golden State's G League affiliate, on March 10 and recorded 18 points (7-13 FG, 0-2 3P, 2-2 FT) and six rebounds in 21 minutes in a 109-99 loss to the Stockton Kings.
- On 3/13/22, recorded 19 points (8-17 FG, 1-2 3P, 1-4 FT), a team-high 14 rebounds and two blocks in 20 minutes in a 110-107 overtime win over G League Ignite.
- On 3/15/22, had 15 points (7-12, 1-2 FT), nine rebounds and three blocks in 21 minutes vs. the Agua Caliente Clippers.
- In three games (all starts) for the Sea Dubs, averaged 17.3 points (.524 FG%, 1-4 3P, 4-8 FT) and 9.7 rebounds in 20.7 minutes per game.
- Has missed a total of 115 games dating back to last season (33 games in 2020-21 and 82 this season). Has not played in a regular season NBA game since 4/10/21 vs. Houston when he suffered the injury.
- Underwent surgery to repair a right meniscal tear on April 15, 2021.
- Assigned/recalled to/from G League affiliate Santa Cruz three times - Nov. 28/Dec. 1, Dec. 11/Dec. 15, Feb.25/Feb. 26.

2020-21 SEASON (GOLDEN STATE)

- Appeared in 39 games (27 starts), averaging 11.5 points (.519 FG%), 5.8 rebounds, 0.92 blocks in 21.4 minutes per game in his rookie campaign.
- As a starter, appeared in 27 games, averaging 11.3 points (.494 FG%), 6.0 rebounds, 0.8 assists, 1.11 blocks in 22.6 minutes per game.
- Among rookies, ranked third in rebounding (5.8 rpg), sixth in scoring (11.5 ppg), third in field goal percentage (.519 FG%) and fourth in blocks (0.92 bpg).
- Scored in double figures in 24 games, 20 or more in two games.
- Grabbed 10 or more rebounds in three games.
- Recorded three double-doubles (1/3 vs. Portland, 3/4 at Phoenix, 4/6 vs. Milwaukee).
- Led team in rebounding in 10 games.
- On 4/15/21, underwent successful surgery to repair a right meniscal tear. The surgery was performed by Dr. Neal ElAttrache at Cedars-Sinai Kerlan-Jobe Institute in Los Angeles. Wiseman missed the remainder of the 2020-21 season.
- Had 12 multiple block games this season, the most for a Warriors rookie since Festus Ezeli had 18 in 2012-13.
- Started first 16 games of the season.
- Named to 2021 NBA Rising Stars U.S. Team, along with teammate Mychal Mulder (World Team).
- Suffered sprained left wrist in the third quarter on 1/30 vs. Detroit.
- Missed 11 games due to a left wrist sprain (2/2-2/20).
- Missed three games (3/17 at Houston, 3/19 and 3/20 at Memphis) due to health and safety protocols.
- Missed 19 games (4/12-5/14) due to right knee meniscus injury.
- On 12/22/20 at Brooklyn, became the youngest player (19 years, 266 days old) to start an opening game for the Warriors since starting lineups were first tracked in 1970-71 (prev. Joe Smith, 20 years, 100 days, on 11/3/95 at Houston), per the Elias Sports Bureau. Wiseman is the first rookie to start the opener for the Warriors since Harrison Barnes (2012) and the first to start at center since Todd Fuller (1996). Wiseman had 19 points, six rebounds, two steals in 24 minutes in his debut.
- On 12/25/20 at Milwaukee, made second career start, fourth-youngest player in NBA history to make a Christmas Day start behind LeBron James, Kevin Durant, Kevin Knox. Scored 18 points - Totaled 37 points in first two career games, second-highest point total in the first two games for a Warriors player in their West Coast Era, trailing only Rick Barry (42 points in 1965).
- On 1/3/21 vs. Portland, became first rookie this season to record a double-double with 12 points and team-high 11 rebounds.
- On 1/20/21 vs. San Antonio, recorded first 20-point game of his career (8-11 FG, 4-5 FT) along with six rebounds and four assists in 25 minutes.
- On 1/27/21 vs. Minnesota, recorded game-high-tying and career-high 25 points (9-14 FG, 3-3 3P, 4-6 FT), six rebounds and two blocks in 24 minutes off the bench.
- On 2/23/21 at New York, returned to the lineup after missing 11 games due to a left wrist sprain and recorded 14 points (6-9 FG, 2-2 FT), two rebounds and one assist in 16 minutes off the bench.
- On 3/4/21 at Phoenix, scored 11 points and posted a career-high-tying 11 boards for his second-career double-double.
- On 3/29/21 vs. Chicago, blocked a career-high four shots.
- On 4/6/21 vs. Milwaukee recorded third career double-double with 13 points and team-high 10 rebounds. Had 11 points and 10 rebounds in first half, becoming the first rookie this season to record a double-double in any half, according to the Elias Sports Bureau.

JAMES WISEMAN

WARRIORS NOTES

- Joined Hall of Famer Rick Barry (1965) as the only #2 overall draft pick in Warriors franchise history and represents the highest Warriors draft pick since Joe Smith was selected first overall in 1995.
- Became the fourth University of Memphis player to ever be selected by the Warriors in the NBA Draft, and the last since Anfernee "Penny" Hardaway in 1993. Hardaway was Wiseman's coach in high school (2017-18) and college (2019-20).

NBA CAREER TRANSACTIONS

- Selected by Golden State as an early entry candidate in the first round (second overall) of the 2020 NBA Draft.
- Signed to a contract (November 27, 2020).

COLLEGE CAREER NOTES (MEMPHIS)

- Played one season at the University of Memphis, appearing in three games (all starts), averaging 19.7 points (.769 FG%, .704 FT%), 10.7 rebounds, 0.3 assists, 3.00 blocks in 23.0 minutes per game.
- Was on 2019-20 preseason watch lists for the Wooden Award, Naismith Trophy, Lute Olson Award, NABC Player of the Year and Kareem Abdul-Jabbar Award.
- Was one of five players named to the 2019-20 Associated Press Preseason All-America Team.
- Named 2018-19 Gatorade National Player of the Year and Morgan Wootten Player of the Year as a senior at Memphis East High School.
- Played in the first three games of the season before receiving a 12-game suspension from the NCAA.
- After sitting out seven games, announced on Dec. 19 he was leaving Memphis to prepare full time for the 2020 NBA Draft.
- Finished with 28 points, 11 rebounds and three blocks in his collegiate debut against South Carolina State (11/5/19).
- On 11/12/19 vs. No. 14 Oregon, posted 14 points and 12 rebounds in 22 minutes.

HIGH SCHOOL CAREER NOTES

- Named 2018-19 Gatorade National Player of the Year and Morgan Wootten Boys Basketball Player of the Year as a senior at Memphis East High School after averaging 25.8 points, 14.8 rebounds, 5.5 blocks and 1.3 steals per game.
- Won gold with USA Basketball at the 2017 FIBA U16 Americas Championship.
- Earned a spot on the USA Today High School Sports All-USA First Team.
- Ranked the nation's No. 1 recruit in 2019 by ESPN and 247Sports.
- In the 2019 McDonald's All-American Game in Atlanta, recorded 13 points, six rebounds, two assists and one steal in 19 minutes for the West team.
- As a junior, led East High a 29-3 record and the 2018 Class AAA state title, averaging 18.5 points, 8.2 rebounds and 2.8 blocks per game.
- Before transferring to East High, played for Ensworth School in Nashville, Tenn., averaging 20 points, 6.8 rebounds and 2.3 blocks in sophomore campaign.

PERSONAL: Full name is James Monteinez Wiseman... Mother is Donzaleigh Artis... Has a sister, Jaquarius Greer... Attended Stephen Curry's 5th Annual SC30 Select Camp in 2018 in the Bay Area along with fellow draft pick Nico Mannion... Former NBA player Anfernee "Penny" Hardaway was his coach in his junior year at East High (2017-18) and again at the University of Memphis (2019-20)... Speaks Mandarin after studying it in high school... Would like to own fast-food restaurants... On Jan. 10, 2022, East High School (Memphis, Tenn.) retired Wiseman's No. 32 jersey at halftime of their boys basketball game.

TY JEROME



POSITION: GUARD
HEIGHT: 6-5
WEIGHT: 200
BIRTHDATE: JULY 8, 1997
BIRTHPLACE: NEW YORK, NEW YORK
COLLEGE: VIRGINIA
HIGH SCHOOL: IONA PREP (NEW ROCHELLE, NY)
NBA EXPERIENCE: 3 YEARS
DRAFTED BY: PHILADELPHIA 76ERS, 2019, FIRST ROUND (#24)
HOW ACQUIRED: SIGNED AS A FREE AGENT (OCTOBER 4, 2022)



NBA REGULAR-SEASON RECORD

YEAR-TEAM	G	MIN	FG	FGA	FG%	3P	3PA	3P%	FTM	FTA	FT%	REB	AST	STL	BLK	PTS	RPG	APG	PPG
19-20 Phoenix	31	328	38	113	.336	14	50	.280	12	16	.750	46	44	15	3	102	1.5	1.4	3.3
20-21 Oklahoma City	33	788	128	287	.446	71	168	.423	26	34	.765	91	120	20	6	353	2.8	3.6	10.7
21-22 Oklahoma City	48	801	124	328	.378	54	186	.290	38	47	.809	78	109	30	5	340	1.6	2.3	7.1
TOTALS	112	1917	290	728	.398	139	404	.344	76	97	.784	215	273	65	14	795	1.9	2.4	7.1

G LEAGUE REGULAR SEASON RECORD

YEAR-TEAM	G	MIN	FG	FGA	FG%	3P	3PA	3P%	FTM	FTA	FT%	REB	AST	STL	BLK	PTS	RPG	APG	PPG
19-20 N. Ariz. Suns	3	61	18	38	.474	5	14	.357	6	10	.600	11	15	4	0	50	3.7	5.0	16.7
20-21 OKC Blue	9	218	37	94	.394	13	44	.295	14	15	.933	23	29	8	3	109	2.6	3.2	12.1
TOTALS	12	279	55	132	.417	18	58	.310	20	25	.800	34	44	12	3	159	2.8	2.8	13.3

COLLEGE RECORD

YEAR-TEAM	G	MIN	FG	FGA	FG%	3P	3PA	3P%	FTM	FTA	FT%	REB	AST	STL	BLK	PTS	RPG	APG	PPG
16-17 Virginia	34	473	52	110	.473	29	73	.397	14	18	.778	55	50	15	2	147	1.6	1.5	4.3
17-18 Virginia	34	1046	133	316	.421	58	153	.379	38	42	.905	106	132	55	1	362	3.1	3.9	10.6
18-19 Virginia	37	1256	178	409	.435	79	198	.399	67	91	.736	157	202	57	1	502	4.2	5.5	13.6
TOTALS	105	2775	363	835	.435	166	424	.392	119	151	.788	318	384	127	4	1011	3.0	3.7	9.6

NBA CAREER NOTES

- Appeared in 112 career games (five starts), averaging 7.1 points (.398 FG%, .344 3P%, .784 FT%), 1.9 rebounds, 2.4 assists in 17.1 minutes per game in three seasons with two teams (Phoenix, 2019-20 and Oklahoma City, 2020-21 - 2021-22).
- Had rookie campaign with Phoenix, appearing in 31 games (all as a reserve), averaging 3.3 points (.336 FG%, .280 3P%, .750 FT%), 1.5 rebounds, 1.4 assists in 10.6 minutes per game in 2019-20.
- Has scored 20-or-more points four times in career, including a career-high 24 points (9-22 FG, 1-6 3P, 5-6 FT) to go along with a career-high eight rebounds, five assists and career-high three steals in a career-high-tying 35 minutes in starting for the Thunder at Phoenix on 12/29/21.

REGULAR-SEASON CAREER HIGHS

Minutes.....	35, 12/29/21, Oklahoma City at Phoenix (2x)
Field Goals.....	9, 12/29/21, Oklahoma City at Phoenix (2x)
Field Goal Attempts.....	22, 12/29/21, Oklahoma City at Phoenix
3-Point Field Goals.....	6, 3/18/21, Oklahoma City at Atlanta
3-Point Attempts.....	12, 2/9/22, Oklahoma City vs. Toronto
Free Throws.....	5, 12/29/21, Oklahoma City at Phoenix (3x)
Free Throw Attempts.....	7, 2/10/20, Phoenix at L.A. Lakers
Offensive Rebounds.....	5, 12/29/21, Oklahoma City at Phoenix
Defensive Rebounds.....	5, 2/12/22, Oklahoma City at Chicago (4x)
Total Rebounds.....	8, 12/29/21, Oklahoma City at Phoenix
Assists.....	8, 2/4/22, Oklahoma City at Portland
Steals.....	3, 12/29/21, Oklahoma City at Phoenix (3x)
Turnovers.....	5, 12/2/21, Oklahoma City at Memphis (2x)
Blocks.....	2, 4/7/21, Oklahoma City vs. Charlotte
Points.....	24, 12/29/21, Oklahoma City at Phoenix

NBA CAREER TRANSACTIONS

- Selected by the Philadelphia 76ers in the first round (24th overall) of the 2019 NBA Draft (June 20, 2019).
- Traded by the Philadelphia 76ers with Carsen Edwards to the Boston Celtics for Matisse Thybulle (June 21, 2019).
- Traded by the Boston Celtics with Aron Baynes to the Phoenix Suns for a 2020 first-round draft pick (top-7 protected) (July 6, 2019).
- Signed a multi-year contract with the Phoenix Suns (July 6, 2019).
- Assigned to the Northern Arizona Suns of the G-League (November 25, 2019).
- Recalled from the Northern Arizona Suns of the G-League (November 27, 2019).

TY JEROME

- Assigned to the Northern Arizona Suns of the G-League (November 29, 2019).
- Recalled from the Northern Arizona Suns of the G-League (November 30, 2019).
- Assigned to the Northern Arizona Suns of the G-League (March 4, 2020).
- Traded by the Phoenix Suns with Jalen Lecque, Kelly Oubre Jr., Ricky Rubio and a 2022 first-round draft pick to the Oklahoma City Thunder for Abdel Nader and Chris Paul (2022 1st-rd pick is PHO own) (November 16, 2020).
- Assigned to the Oklahoma City Blue of the G-League (February 3, 2021).
- Recalled from the Oklahoma City Blue of the G-League (February 25, 2021).
- Assigned to the Oklahoma City Blue of the G-League (December 16, 2021).
- Recalled from the Oklahoma City Blue of the G-League (December 18, 2021).
- Traded by the Oklahoma City Thunder with Derrick Favors, Maurice Harkless, Theo Maledon, a 2026 second-round draft pick and a 2026 second-round draft pick (cash was later selected) to the Houston Rockets for Sterling Brown, Trey Burke, Marquese Chriss and David Nwaba. Oklahoma City also received a trade exception 2026 second-round pick is more favorable Houston also received a trade exception (September 30, 2022).
- Waived by the Houston Rockets (October 1, 2022).
- Signed a contract with the Golden State Warriors (October 4, 2022).

COLLEGE

Played three seasons at Virginia and helped Cavaliers to a 66-6 (.917) overall record over his final two seasons, culminating in the program's first national title in 2019. Started all 71 of his appearances over his final two seasons, being named to All-ACC Second Team in 2018-19 and Third Team in 2017-18. In 105 career games, averaged 9.6 points, 3.7 assists, 3.0 rebounds and 1.2 steals while shooting 43.5 percent from the field, 39.2 percent from three and 78.8 percent from the line for his career. 2018-19 (Junior): Led Virginia to NCAA Championship and school-record 35 wins, leading ACC with 5.5 assists per game in addition to averaging 13.6 points, 4.2 rebounds and 1.5 steals. Ranked fifth in the ACC by shooting 39.9 percent from three-point range and fifth in the nation with an assist-to-turnover ratio of 3.31. Named to the 2019 Final Four All-Tournament Team and the All-South Regional Team as he averaged 16.5 points, 6.0 assists, 5.2 rebounds and 1.5 steals in six NCAA tournament games. Had 16 points, eight assists, six rebounds and just one turnover in national championship victory over Texas Tech; his eight assists were most by any player in the title game since Derrick Rose for Memphis in 2008. Averaged 18.5 points, 7.5 rebounds and 7.0 assists in two games at the Final Four in Minneapolis; according to Sports Reference, joined Oscar Robertson (1959 and 1960) and Magic Johnson (1979) as the only players to average at least 17 points, seven rebounds and seven assists at a Final Four. Tied a school record with 14 assists at Syracuse on 3/4/19. 2017-18 (Sophomore): Averaged 10.6 points, 3.9 assists, 3.1 rebounds and 1.6 steals while shooting 42.1 percent from the floor, 37.9 percent from beyond the arc and 90.5 percent from the charity stripe. Scored career-high 31 points vs. Boston College on 12/30. Tied for team-high 15 points in NCAA tournament vs. UMBC. 2016-17 (Freshman): Averaged 4.3 points in 13.9 minutes playing in 34 games (five starts).

HIGH SCHOOL

Earned four varsity letters at Iona Preparatory School in New Rochelle, New York and was a top-50 national recruit by ESPN and 247Sports. As a senior in 2015-16, averaged 24.7 points, 8.0 rebounds and 5.0 assists before his season was cut short to a hip injury. As a junior in 2014-15, earned first-team all-state, Westchester Player of the Year, first-team all-conference and first-team all-metro honors after averaging 20.0 points, 6.0 rebounds and 4.0 assists. Averaged 12.0 points as a sophomore in 2013-14, and 7.0 points as a freshman in 2012-13.

PERSONAL: Both of his parents played college basketball... His mother Melanie Walker played at Brandeis and his father, Mark Jerome, played at Lafayette... Has two brothers, Kobe Jerome and John Recupero, and two sisters, Maya Recupero and Olivia Jerome... The best moment of his basketball career so far is winning the national championship in 2019... Lists Blank Space by Taylor Swift as his guilty pleasure song... Just the Two of Us by Will Smith is one song he can sing by heart... Entourage is his comfort television show... His favorite athletes all time are Kobe Bryant, Steve Nash and Tom Brady.

ANTHONY LAMB



POSITION: FORWARD
HEIGHT: 6-5
WEIGHT: 237
BIRTHDATE: JANUARY 20, 1998
BIRTHPLACE: ROCHESTER, NEW YORK
COLLEGE: VERMONT
HIGH SCHOOL: GREECE ATHENA (GREECE, NY)
NBA EXPERIENCE: 2 YEARS
HOW ACQUIRED: SIGNED AS A FREE AGENT (OCTOBER 5, 2022)



NBA REGULAR-SEASON RECORD

YEAR-TEAM	G	MIN	FG	FGA	FG%	3P	3PA	3P%	FTM	FTA	FT%	REB	AST	STL	BLK	PTS	RPG	APG	PPG
20-21 Houston	24	415	46	118	.390	23	71	.324	18	21	.857	70	23	6	5	133	2.9	1.0	5.5
21-22 San Antonio	2	8	0	2	.000	0	2	.000	0	0		1	2	0	0	0	0.5	1.0	0.0
TOTALS	26	423	46	120	.383	23	73	.315	18	21	.857	71	25	6	5	133	2.7	1.0	5.1

G LEAGUE REGULAR SEASON RECORD

YEAR-TEAM	G	MIN	FG	FGA	FG%	3P	3PA	3P%	FTM	FTA	FT%	REB	AST	STL	BLK	PTS	RPG	APG	PPG
20-21 Canton-RGV	12	260	51	99	.515	18	47	.383	7	11	.636	67	25	11	11	134	5.6	2.1	11.2
21-22 Rio Grande	31	1066	180	386	.466	89	228	.390	53	70	.757	254	149	22	40	535	8.2	4.8	17.3
TOTALS	43	1326	231	485	.476	107	275	.389	60	81	.741	321	174	33	51	669	7.5	4.0	15.6

COLLEGE RECORD

YEAR-TEAM	G	MIN	FG	FGA	FG%	3P	3PA	3P%	FTM	FTA	FT%	REB	AST	STL	BLK	PTS	RPG	APG	PPG
16-17 Vermont	35	787	171	334	.512	26	63	.413	79	106	.745	192	24	27	43	447	5.5	0.7	12.8
17-18 Vermont	18	422	88	188	.468	14	44	.318	68	82	.829	90	16	10	14	258	5.0	0.9	14.3
18-19 Vermont	32	1011	242	470	.515	50	137	.365	144	189	.762	250	72	29	62	678	7.8	2.3	21.2
19-20 Vermont	33	1023	184	448	.411	54	184	.293	128	158	.810	233	83	34	41	550	7.1	2.5	16.7
TOTALS	118	3243	685	1440	.476	144	428	.336	419	535	.783	765	195	100	160	1933	6.5	1.7	16.4

NBA CAREER NOTES

- Appeared in 26 career games (three starts), averaging 5.1 points (.383 FG%, .315 3P%, .857 FT%), 2.7 rebounds, 1.0 assists in 16.3 minutes per game in two seasons with two teams (Houston, 2020-21 and San Antonio, 2021-22).
- With the Rockets, appeared in 24 games (three starts), averaging 5.5 points (.390 FG%, .324 3P%, .857 FT%), 2.9 rebounds, 1.0 assists in 17.3 minutes per game in 2020-21.
- With the Spurs, appeared in two games (both as a reserve), totalling one rebound and two assists in eight minutes in 2021-22.

REGULAR-SEASON CAREER HIGHS

Minutes.....	42, 5/16/21, Houston at Atlanta
Field Goals.....	8, 4/24/21, Houston at Denver
Field Goal Attempts.....	15, 5/5/21, Houston vs. Philadelphia
3-Point Field Goals.....	4, 5/7/21, Houston at Milwaukee (3 times)
3-Point Attempts.....	10, 5/7/21, Houston at Milwaukee
Free Throws.....	4, 5/5/21, Houston vs. Philadelphia
Free Throw Attempts.....	4, 5/16/21, Houston at Atlanta (3 times)
Offensive Rebounds.....	6, 3/12/21, Houston at Utah
Defensive Rebounds.....	7, 5/12/21, Houston at L.A. Lakers
Total Rebounds.....	9, 5/12/21, Houston at L.A. Lakers (Twice)
Assists.....	4, 5/16/21, Houston at Atlanta (Twice)
Steals.....	2, 5/16/21, Houston at Atlanta
Turnovers.....	3, 5/16/21, Houston at Atlanta (Twice)
Blocks.....	2, 5/7/21, Houston at Milwaukee
Points.....	22, 5/5/21, Houston vs. Philadelphia

NBA CAREER TRANSACTIONS

- Signed an Exhibit 10 contract with the Detroit Pistons (December 2, 2020).
- Waived by the Detroit Pistons (December 14, 2020).
- Signed a two-way contract with the Houston Rockets (March 8, 2021).
- Signed a Two-way contract with the Houston Rockets (September 6, 2021).
- Waived by the Houston Rockets (October 18, 2021).
- Signed a 10-day contract with the San Antonio Spurs (January 6, 2022).
- Signed a two-way contract with the Houston Rockets (March 23, 2022).
- Signed a contract with the Golden State Warriors (October 5, 2022).

ANTHONY LAMB

G LEAGUE CAREER NOTES

- G League champion with the 2022 Rio Grande Valley Vipers.
- Named to 2021-22 All-NBA G League Third Team.
- Was voted 2020-21 NBA G League Most Improved Player by NBA G League head coaches and general managers whose teams participated in single-site play at ESPN Wide World of Sports Complex at Walt Disney World Resort near Orlando, Fla. The award, which honors the player who demonstrates the most significant improvement during the season, was earned by Lamb after he averaged 18.2 points, 8.8 rebounds, 3.7 assists, 1.50 steals and 1.33 blocks in 33.8 minutes per game following a trade from Canton to Rio Grande Valley on Feb. 25, 2021.
- Appeared in 43 career games (37 starts) averaging 15.6 points (.476 FG%, .389 3P%, .741 FT%), 7.5 rebounds, 4.0 assists, 1.19 blocks in 30.8 minutes per game in two seasons with two teams (Canton Charge, 2020-21; Rio Grande Valley Vipers, part of 2020-21 - 2021-22).
- In 2021-22, with the Rio Grande Valley Vipers, the Houston Rockets G League affiliate, appeared in 31 games (all starts), averaging 17.3 points (.466 FG%, .390 3P%, .757 FT%), 8.2 rebounds, 4.8 assists, 1.29 blocks in 34.4 minutes per game.
- Recorded 18 points (6-14 FG, 4-9 3P, 1-1 FT), seven rebounds, four assists and two steals in 40 minutes in the series-clinching 131-114 win over the Delaware Blue Coats to help the Rio Grande Valley Vipers claim the 2022 G League championship.
- In Game 1 of the 2022 G League Finals, recorded a triple-double with 10 points (2-9 FG, 0-4 3P, 3-3 FT), 10 rebounds and 10 assists to go along with three blocks in 32 minutes in the 145-128 win over Delaware.

2021-22 SEASON

- Appeared in two games (both as a reserve), totalling one rebound and two assists in eight minutes.
- Spent most of the season with the Rio Grande Valley Vipers, the Houston Rockets G League affiliate... Helped Vipers win the 2022 NBA G League championship, was named to the All-NBA G League Third Team, and was voted 2020-21 NBA G League Most Improved Player.
- In 2021-22, with the Rio Grande Valley Vipers, the Houston Rockets G League affiliate, appeared in 31 games (all starts), averaging 17.3 points (.466 FG%, .390 3P%, .757 FT%), 8.2 rebounds, 4.8 assists, 1.29 blocks in 34.4 minutes per game.
- Recorded 18 points (6-14 FG, 4-9 3P, 1-1 FT), seven rebounds, four assists and two steals in 40 minutes in the series-clinching 131-114 win over the Delaware Blue Coats to help the Rio Grande Valley Vipers claim the 2022 G League championship.
- In Game 1 of the 2022 G League Finals, recorded a triple-double with 10 points (2-9 FG, 0-4 3P, 3-3 FT), 10 rebounds and 10 assists to go along with three blocks in 32 minutes in the 145-128 win over Delaware.

2020-21 SEASON


- Appeared in 24 games (three starts), averaging 5.5 points (.390 FG%, .324 3P%, .857 FT%), 2.9 rebounds, 1.0 assists in 17.3 minutes per game with the Houston Rockets.

COLLEGE

- At Vermont, earned numerous awards - Julius Erving Small Forward of the Year Award Watch List (2020), Associated Press All-America Honorable Mention (2019), U.S. Basketball Writers Association District I Player of the Year (2019), U.S. Basketball Writers Association All-District I Team (2017, 2019, 2020), National Association of Basketball Coaches All-District I First Team (2019, 2020), National Association of Basketball Coaches All-District I Second Team (2017), John Wooden Award Preseason Watch List (2019-20), Naismith Trophy Preseason Watch List (2019-20), America East Player of the Year (2019, 2020), America East All-Conference First Team (2019, 2020), America East Tournament Most Outstanding Player (2017, 2019), America East All-Championship Team (2017, 2019, 2020), America East Rookie of the Year (2017), America East All-Conference Second Team (2017), America East All-Rookie Team (2017).
- Appeared in 118 games (113 starts), averaging 16.4 points (.476 FG%, .336 3P%, .783 FT%), 6.5 rebounds, 1.7 assists, 1.36 blocks in 27.5 minutes per game in four seasons (2016-17 - 2019-20) at Vermont.
- Upon finishing his college career ranks third in field goals (685), fifth in points (1,933), fifth in blocks (160), seventh in scoring average (16.4), eighth in rebounds (765) and eighth in free throws (419) in the Vermont record books.

PERSONAL: Son of Rachel Lamb... Twitter: @AnthonyMLamb... Instagram: anthonylamb3.

JEROME ROBINSON



POSITION: GUARD
HEIGHT: 6-5
WEIGHT: 200
BIRTHDATE: FEBRUARY 22, 1997
BIRTHPLACE: RALEIGH, NORTH CAROLINA
COLLEGE: BOSTON COOLLEGE
HIGH SCHOOL: NEEDHAM BROUGHTON (RALEIGH, NC)
NBA EXPERIENCE: 3 YEARS
DRAFTED BY: LOS ANGELES CLIPPERS, 2018, FIRST ROUND (#13)
HOW ACQUIRED: SIGNED AS A FREE AGENT (SEPTEMBER 7, 2022)



NBA REGULAR-SEASON RECORD

YEAR-TEAM	G	MIN	FG	FGA	FG%	3P	3PA	3P%	FTM	FTA	FT%	REB	AST	STL	BLK	PTS	RPG	APG	PPG
18-19 LA Clippers	33	320	44	110	.400	18	57	.316	6	9	.667	41	19	11	3	112	1.2	0.6	3.4
19-20 LAC-Was.	63	979	115	310	.371	49	153	.320	40	57	.702	129	87	28	17	319	2.0	1.4	5.1
20-21 Washington	17	305	28	95	.295	11	42	.262	16	20	.800	38	25	12	6	83	2.2	1.5	4.9
TOTALS	113	1604	187	515	.363	78	252	.310	62	86	.721	208	131	51	26	514	1.8	1.2	4.5

NBA PLAYOFFS RECORD

YEAR-TEAM	G	MIN	FG	FGA	FG%	3P	3PA	3P%	FTM	FTA	FT%	REB	AST	STL	BLK	PTS	RPG	APG	PPG
18-19 LA Clippers	5	46	5	14	.357	3	6	.500	5	5	1.000	6	7	2	0	18	1.2	1.4	3.6
TOTALS	5	46	5	14	.357	3	6	.500	5	5	1.000	6	7	2	0	18	1.2	1.4	3.6

G LEAGUE REGULAR SEASON RECORD

YEAR-TEAM	G	MIN	FG	FGA	FG%	3P	3PA	3P%	FTM	FTA	FT%	REB	AST	STL	BLK	PTS	RPG	APG	PPG
18-19 Agua Caliente	24	765	163	375	.435	70	170	.412	57	73	.781	100	91	28	7	453	4.0	3.5	18.9
21-22 Santa Cruz	22	657	156	346	.451	53	163	.325	49	60	.817	91	83	22	11	444	4.1	4.0	20.2
TOTALS	46	1422	319	721	.442	123	333	.369	106	133	.797	191	174	50	18	897	4.2	3.8	19.5

COLLEGE RECORD

YEAR-TEAM	G	MIN	FG	FGA	FG%	3P	3PA	3P%	FTM	FTA	FT%	REB	AST	STL	BLK	PTS	RPG	APG	PPG
15-16 Boston College	23	769	100	233	.429	24	63	.381	45	70	.643	93	70	32	7	269	4.0	3.0	11.7
16-17 Boston College	32	1089	213	503	.423	54	162	.333	117	162	.722	124	108	55	12	597	3.9	3.4	18.7
17-18 Boston College	35	1260	249	513	.485	81	198	.409	146	176	.830	126	116	30	5	725	3.6	3.3	20.7
TOTALS	90	3118	562	1249	.450	159	423	.376	308	408	.755	343	294	117	24	1591	3.8	3.3	17.7

REGULAR-SEASON CAREER HIGHS

Minutes.....36, 3/30/21, Washington vs. Charlotte (Twice)
 Field Goals.....8, 11/16/19, LA Clippers vs. Atlanta
 Field Goal Attempts.....18, 8/3/20, Washington vs. Indiana
 3-Point Field Goals.....5, 11/16/19, LA Clippers vs. Atlanta
 3-Point Attempts.....10, 1/24/21, Washington at San Antonio (2x)
 Free Throws.....7, 8/5/20, Washington vs. Philadelphia
 Free Throw Attempts....9, 8/5/20, Washington vs. Philadelphia
 Offensive Rebounds.....2, 2/5/21, Washington at Miami (3 times)
 Defensive Rebounds.....9, 2/11/20, Washington vs. Chicago
 Total Rebounds.....9, 2/11/20, Washington vs. Chicago
 Assists.....7, 8/11/20, Washington vs. Milwaukee
 Steals.....5, 2/7/19, LA Clippers at Indiana
 Turnovers.....5, 10/30/19, LA Clippers at Utah
 Blocks.....3, 3/29/21, Washington vs. Indiana
 Points.....21, 11/16/19, LA Clippers vs. Atlanta

PLAYOFF CAREER HIGHS

Minutes.....14, 4/26/19, LA Clippers vs. Golden State
 Field Goals.....2, 4/26/19, LA Clippers vs. Golden State (2x)
 Field Goal Attempts.....5, 4/26/19, LA Clippers vs. Golden State (2x)
 3-Point Field Goals.....2, 4/26/19, LA Clippers vs. Golden State
 3-Point Attempts.....5, 4/26/19, LA Clippers vs. Golden State
 Free Throws.....2, 4/26/19, LA Clippers vs. Golden State (2x)
 Free Throw Attempts....2, 4/26/19, LA Clippers vs. Golden State (2x)
 Offensive Rebounds.....1, 4/24/19, LA Clippers vs. Golden State (2x)
 Defensive Rebounds.....2, 4/26/19, LA Clippers vs. Golden State
 Total Rebounds.....2, 4/26/19, LA Clippers vs. Golden State (2x)
 Assists.....3, 4/18/19, LA Clippers vs. Golden State
 Steals.....2, 4/21/19, LA Clippers vs. Golden State
 Turnovers.....1, 4/13/19, LA Clippers at Golden State
 Points.....8, 4/26/19, LA Clippers vs. Golden State

NBA CAREER NOTES

- Appeared in 113 career games (started 12), averaging 4.5 points (.363 FG%, .310 3P%, .721 FT%), 1.8 rebounds, 1.2 assists in 14.2 minutes per game in three seasons (2018-19 - 2020-21) with two teams (Los Angeles Clippers and Washington Wizards).
- With the Clippers (2018-19 and first half of 2019-20), appeared in 75 career games (started one), averaging 3.1 points (.366 FG%, .298 3P%, .607 FT%), 1.3 rebounds, 0.9 assists in 10.6 minutes per game.
- With the Wizards (second half of 2019-20 and 2020-21), appeared in 38 career games (started 11), averaging 7.4 points (.361 FG%, .320 3P%, .776 FT%), 2.8 rebounds, 1.7 assists in 21.3 minutes per game.

JEROME ROBINSON

NBA CAREER TRANSACTIONS

- Selected by the Los Angeles Clippers in the first round (13th overall) of the 2018 NBA Draft (June 21, 2018).
- Signed a multi-year contract with the Los Angeles Clippers (July 5, 2018).
- As part of a three-team trade, traded by the Los Angeles Clippers to the Washington Wizards; the Los Angeles Clippers traded Maurice Harkless, a 2020 first round draft pick, a 2021 first-round draft pick and a 2021 second-round draft pick to the New York Knicks; the New York Knicks traded Marcus Morris to the Los Angeles Clippers; the Washington Wizards traded Isaiah Thomas to the Los Angeles Clippers; and the Washington Wizards traded Issuf Sanon to the New York Knicks. The 2021 second-round pick is Detroit's own 2021 first-round pick is right to swap with Clippers' first-round pick, top-4 protected, did not convey.
- Waived by the Washington Wizards. (April 8, 2021).

G LEAGUE CAREER NOTES

- Appeared in 46 career games (started 40), averaging 19.5 points (.442 FG%, .369 3P%, .797 FT%), 4.2 rebounds, 3.8 assists, 1.09 steals in 30.9 minutes per game in two seasons with the Agua Caliente Clippers (2018-19) and Santa Cruz Warriors (2021-22).
- With Agua Caliente, appeared in 24 games (started 23), averaging 18.9 points (.435 FG%, .412 3P%, .781 FT%), 4.2 rebounds, 3.8 assists, 1.28 steals in 30.9 minutes per game in 2018-19.
- Recorded a season-high 35 points against the Iowa Wolves (11/14/19).
- With Santa Cruz, appeared in 22 games (started 17), averaging 20.2 points (.451 FG%, .325 3P%, .817 FT%), 4.1 rebounds, 3.8 assists, 1.00 steals in 29.9 minutes per game in 2021-22.

2020-21 SEASON (WASHINGTON)

- Appeared in 17 games (six starts), averaging 4.9 points (.295 FG%, .262 3P%, .800 FT%), 2.2 rebounds, 1.5 assists in 17.9 minutes per game.
- As a starter, averaged 8.2 points (.321 FG%, .280 3P%, .727 FT%), 3.2 rebounds, 2.2 assists in 24.9 minutes per game.

2019-20 SEASON (LA CLIPPERS, WASHINGTON)

- Appeared in 46 career games (started 40), averaging 19.5 points (.446 FG%, .365 3P%, .797 FT%), 4.1 rebounds, 3.7 assists, 1.22 steals in 30.9 minutes per game in two seasons with the Agua Caliente Clippers (2018-19) and Santa Cruz Warriors (2021-22).
- With the Wizards, appeared in 21 games (five starts), averaging 9.4 points (.397 FG%, .349 3P%, .763 FT%), 3.3 rebounds, 2.0 assists in 24.0 minutes per game after from the Clippers.
- During the NBA restart in Orlando, appeared in eight games, averaging 14.8 points, 2.9 rebounds and 2.8 assists per game.
- Had three games of 19-or-more points.
- Hit the game winning 3-pointer with 9.5 seconds remaining vs. Brooklyn (2/26/20).
- Grabbed a career-high nine rebounds vs. Chicago (2/11/20).

2018-19 SEASON (LA CLIPPERS)

- Appeared in 33 games (all as a reserve), averaging 3.4 points (.400 FG%, .316 3P%, .667 FT%), 1.2 rebounds, 0.6 assists in 9.7 minutes per game.
- Made NBA debut on 10/26 at Houston, playing the final 4:47 and scored first NBA points with a 3-pointer at 3:24.
- Missed 13 games (11/28-12/22/18) due to a strained right foot.
- In the 2019 NBA Playoffs, appeared in five games (all as a reserve), averaging 3.6 points (.357 FG%, .500 3P%, 5-5 FT), 1.2 rebounds, 1.4 assists in 9.2 minutes per game.

COLLEGE CAREER (BOSTON COLLEGE)

- Appeared in 90 games, averaging 17.7 points (.450 FG%, .376 3P%, .755 FT%), 3.8 rebounds, 3.3 assists, 1.30 steals in 34.6 minutes per game in three seasons (2015-16 - 2017-18) at Boston College.
- Teamed with former Warriors guard Ky Bowman in the Eagles' starting backcourt for two seasons (2016-17 and 2017-18), with Robinson and Bowman finishing first and second in scoring, respectively, in the two seasons.
- As a junior (2017-18), Robinson was named to All ACC First Team after finishing as the ACC's second-leading scorer with a 24.3 scoring average in 18 conference games.
- Scored a career-high 46 points against Notre Dame.
- In 2017-18, led the Eagles to the NIT before an opening round loss to Wesern Kentucky.
- When the Los Angeles Clippers selected him as an early entry 13th overall, he became the highest NBA draft selection from Boston College since John Bagley was selected 12th overall by the Cleveland Cavaliers in 1982.

PERSONAL: Has three younger brothers, Jeremy, Justin & Jonathan... Father played basketball at University of South Florida and overseas... Is an avid outdoorsman - enjoys camping, hiking, fishing and watching nature-related TV shows... Played football and baseball in high school... Is a Carolina Panthers fan... Grew up with pet lizards... Would work in finance if he wasn't in the NBA... Considers former Warrior David West to be a mentor - Robinson worked with Raleigh trainer Gawon Hyman, who also worked with West... Avid video gamer - plays FIFA, Madden and Fortnite.

PAT SPENCER



POSITION: GUARD
HEIGHT: 6-3
WEIGHT: 205
BIRTHDATE: JULY 4, 1996
BIRTHPLACE: DAVIDSONVILLE, MARYLAND
COLLEGE: NORTHWESTERN
HIGH SCHOOL: THE BOYS' LATIN SCHOOL OF MARYLAND (BALTIMORE, MD)
NBA EXPERIENCE: ROOKIE
HOW ACQUIRED: SIGNED AS A FREE AGENT (AUGUST 5, 2022)



G LEAGUE REGULAR SEASON RECORD

YEAR-TEAM	G	MIN	FG	FGA	FG%	3P	3PA	3P%	FTM	FTA	FT%	REB	AST	STL	BLK	PTS	RPG	APG	PPG
21-22 CCG	15	218	42	72	.583	7	15	.467	13	16	.813	35	32	11	5	113	2.3	2.1	7.5
TOTALS	15	218	42	72	.583	7	15	.467	13	16	.813	35	32	11	5	113	2.3	2.1	7.5

CCG - Capital City Go-Go (Washington Wizards G League affiliate)

COLLEGE RECORD

YEAR-TEAM	G	MIN	FG	FGA	FG%	3P	3PA	3P%	FTM	FTA	FT%	REB	AST	STL	BLK	PTS	RPG	APG	PPG
19-20 Northwestern	31	910	122	280	.436	12	51	.235	66	81	.815	128	122	24	7	322	4.1	3.9	10.4
TOTALS	31	910	122	280	.436	12	51	.235	66	81	.815	128	122	24	7	322	4.1	3.9	10.4

NBA CAREER NOTES

- Played in the 2022 Las Vegas Summer League for the Washington Wizards, averaging 6.5 points, 3.8 rebounds, 4.0 assists and 1.3 steals in 13.0 minutes per game for four games.

NBA CAREER TRANSACTIONS

- Undrafted in the 2020 NBA Draft.
- Signed as a free agent with the Golden State Warriors (August 5, 2022).

G LEAGUE CAREER NOTES

- Appeared in 15 games, averaging 7.5 points, 2.3 rebounds and 2.1 assists in 14.5 minutes per game in one season (2021-22) with Wizards G League affiliate Capital City Go-Go.

COLLEGE CAREER NOTES

- Averaged 10.4 points, 4.1 rebounds and 3.9 assists in 29.4 minutes per game over 31 games in one season at Northwestern (2019-20) following a prolific lacrosse career at Loyola University Maryland.
- Led Northwestern with career high 23 points and eight assists in victory over Bradley (11/25/19).
- Ranked eighth in the Big Ten in the 2019-20 season for both assists (122) and assists per game (3.9).
- Attended Loyola University Maryland (2016-2019).
- At Loyola, became four-time All-American lacrosse player and earned first team honors as a sophomore, junior and senior.
- First player in Loyola-Maryland history to win the prestigious Tewaaraton Award and was a three-time finalist for the award.
- NCAA Division I All-time leader in assists with 231 and is second with 380 career points, and set both conference and program records in his senior campaign with 65 assists and 114 points to earn his fourth Patriot League Offensive Player of the Year award.
- Selected first overall in 2019 Premier Lacrosse League Draft.
- Played in the Annapolis Summer Basketball League and was the leading scorer for Stanton Center in two different seasons.
- Named regular season Most Valuable Player of the Annapolis Summer League in 2017.

PERSONAL: Full name is Patrick Andrew Spencer... Born in North Wales, Pennsylvania... Son of Donna and Bruce Spencer... Has two younger brothers, Cameron and William... Known as one of the greatest lacrosse players of all time... Earned four letters at The Boys' Latin School of Maryland... Was a member of the varsity lacrosse and basketball teams as a junior and senior... Helped the Lakers win their first MIAA 'B' Conference title in basketball in 25 years and earned All-Star honors as a senior... Named to The Baltimore Sun All-Metro Second Team in basketball.

WARRIORS 2022-23 ROSTER

WARRIORS 2022-23 ROSTER

NO	PLAYER	POS	HT	WT	BORN	PRIOR TO NBA/FROM	YRS
7	Patrick Baldwin Jr.	F	6-10	236	11/18/02	Wisconsin-Milwaukee/USA	R
30	Stephen Curry	G	6-3	200	3/14/88	Davidson/USA	13
0	Donte DiVincenzo	G	6-4	204	1/31/97	Villanova/USA	4
23	Draymond Green	F	6-6	235	3/4/90	Michigan State/USA	10
1	JaMychal Green	F	6-9	219	6/21/90	Alabama/USA	8
9	Andre Iguodala	G-F	6-6	220	1/28/84	Arizona/USA	18
10	Ty Jerome	G	6-5	200	7/8/97	Virginia/USA	3
00	Jonathan Kuminga	F	6-7	225	10/6/02	G League Ignite/Dem. Republic of Congo	1
40	Anthony Lamb	F	6-5	237	1/20/98	Vermont/USA	2
5	Kevon Looney	C-F	6-9	257	2/6/96	UCLA/USA	7
4	Moses Moody	G	6-5	215	5/31/02	Arkansas/USA	1
3	Jordan Poole	G	6-4	199	6/19/99	Michigan/USA	3
8	Jerome Robinson	G	6-5	200	2/22/97	Boston College/USA	3
2	Ryan Rollins	G	6-3	189	7/3/02	Toledo/USA	R
61	Pat Spencer	G	6-3	205	7/4/96	Northwestern/USA	R
11	Klay Thompson	G	6-6	220	2/8/90	Washington State/USA	11*
22	Andrew Wiggins	F	6-7	209	2/23/95	Kansas/Canada	8
33	James Wiseman	C	7-0	255	3/31/01	Memphis/USA	2

* = includes 2019-20 and 2020-21 seasons in which he did not play

^ = Height w/o shoes

Head Coach: Steve Kerr

Assistant Coaches: Ron Adams, Kenny Atkinson, Chris DeMarco, Bruce Fraser, Jama Mahlalela, Dejan Milojević

Player Development Coaches: Hilton Armstrong, Jacob Rubin, Anthony Vereen, Kris Weems

VP, Player Health & Performance: Dr. Rick Celebrini

Director, Medical Services: Drew Yoder

WARRIORS 2022-23 NUMERICAL ROSTER

NO	PLAYER	NO	PLAYER
00	Jonathan Kuminga	9	Andre Iguodala
0	Donte DiVincenzo	10	Ty Jerome
1	JaMychal Green	11	Klay Thompson
2	Ryan Rollins	22	Andrew Wiggins
3	Jordan Poole	23	Draymond Green
4	Moses Moody	30	Stephen Curry
5	Kevon Looney	33	James Wiseman
7	Patrick Baldwin Jr.	40	Anthony Lamb
8	Jerome Robinson	61	Pat Spencer

PRONUNCIATION GUIDE

Stephen (STEFF-in) Curry
Donte DiVincenzo (DEE-vin-chen-zo)
JaMychal (Ja-Michael) Green
Andre Iguodala (ig-uh-DAH-luh)
Kevon Looney (keh-VON LOO-nee)
James Wiseman (wize-man)

Assistant Coach **Jama Mahlalela**
 (Jah-MAH MAH-la-lay-lah)
 Assistant Coach **Dejan Milojević**
 (DAY-hahn mi-lo-yo-vihch)

2021-22 SEASON REVIEW



2021-22 WARRIORS FINAL STATISTICS

PLAYER	G	GS	MIN	FG	FGA	3P	3PA	FT	FTA	OFF	DEF	REB	AST	STL	BLK	PTS	AVG
Curry	64	64	2211	535	1224	285	750	275	298	34	301	335	404	85	23	1630	25.5
Thompson	32	32	941	246	573	114	296	46	51	15	110	125	88	16	17	652	20.4
Poole	76	51	2283	474	1058	211	580	246	266	34	226	260	304	60	23	1405	18.5
Wiggins	73	73	2330	475	1019	157	399	149	235	85	240	325	161	76	52	1256	17.2
Kuminga	70	12	1185	236	460	50	149	130	190	54	180	234	64	31	22	652	9.3
Porter	63	15	1396	193	416	80	216	49	61	86	276	362	94	68	29	515	8.2
Green	46	44	1329	135	257	16	54	60	91	45	291	336	320	61	49	346	7.5
Lee	63	5	1256	169	383	63	187	66	75	27	176	203	63	39	6	467	7.4
Payton	71	16	1248	212	344	43	120	35	58	72	175	247	64	96	22	502	7.1
Bjelica	71	0	1143	160	342	54	149	59	81	62	232	294	159	41	26	433	6.1
Looney	82	80	1732	208	364	0	1	75	125	208	388	596	165	50	52	491	6.0
Moody	52	11	607	80	183	40	110	28	36	17	63	80	23	7	10	228	4.4
Toscano-Anderson	73	6	994	115	235	28	87	40	70	28	148	176	127	48	17	298	4.1
Iguodala	31	0	603	46	121	17	74	15	20	21	79	100	114	27	22	124	4.0
Weatherspoon	11	0	73	12	21	1	5	5	5	2	12	14	5	1	1	30	2.7
Chiozza	34	1	372	24	81	17	53	2	3	9	27	36	65	13	0	67	2.0
Dowtin	4	0	28	3	6	0	1	0	0	1	6	7	3	0	1	6	1.5
WARRIORS	82	-	19730	3323	7087	1176	3231	1280	1665	800	2930	3730	2223	719	372	9102	111.0
OPPONENTS	82	-	19730	3111	7098	1000	2948	1426	1880	792	2705	3497	1875	649	317	8648	105.5

PLAYER	FG%	3FG%	FT%	PF	DQ	TO
Curry	.437	.380	.923	130	1	206
Thompson	.429	.385	.902	54	0	43
Poole	.448	.364	.925	206	1	187
Wiggins	.466	.393	.634	158	1	111
Kuminga	.513	.336	.684	146	2	74
Porter	.464	.370	.803	83	0	37
Green	.525	.296	.659	136	1	139
Lee	.441	.337	.880	95	0	38
Payton	.616	.358	.603	131	1	40
Bjelica	.468	.362	.728	128	0	87
Looney	.571	.000	.600	215	2	67
Moody	.437	.364	.778	43	0	13
Toscano-Anderson	.489	.322	.571	115	0	68
Iguodala	.380	.230	.750	34	0	28
Weatherspoon	.571	.200	1.000	15	0	3
Chiozza	.296	.321	.667	32	0	32
Dowtin	.500	.000	---	2	0	1
WARRIORS	.469	.364	.769	1723	9	1221
OPPONENTS	.438	.339	.759	1474	3	1189

SINGLE-GAME HIGHS								AVERAGE PER GAME							
PLAYER	MIN	REB	AST	STL	TO	BLK	PTS	PLAYER	MIN	REB	AST	STL	TO	BLK	PTS
Curry	44	10	14	6	7	2	50	Curry	34.6	5.2	6.3	1.33	3.2	0.36	25.5
Thompson	40	7	7	2	4	3	41	Thompson	29.4	3.9	2.8	0.50	1.3	0.53	20.4
Poole	40	9	11	4	7	2	38	Poole	30.0	3.4	4.0	0.79	2.5	0.30	18.5
Wiggins	38	11	6	3	5	3	35	Wiggins	31.9	4.5	2.2	1.04	1.5	0.71	17.2
Kuminga	36	11	6	2	6	3	26	Kuminga	16.9	3.3	0.9	0.44	1.1	0.31	9.3
Porter	36	16	8	6	3	4	20	Porter	22.2	5.7	1.5	1.08	0.6	0.46	8.2
Green	38	14	14	6	6	5	16	Green	28.9	7.3	7.0	1.33	3.0	1.07	7.5
Lee	37	7	4	4	2	1	22	Lee	19.9	3.2	1.0	0.62	0.6	0.10	7.4
Payton	33	11	5	6	3	2	22	Payton	17.6	3.5	0.9	1.35	0.6	0.31	7.1
Bjelica	30	12	7	3	4	2	19	Bjelica	16.1	4.1	2.2	0.58	1.2	0.37	6.1
Looney	32	18	6	4	5	4	14	Looney	21.1	7.3	2.0	0.61	0.8	0.63	6.0
Moody	37	8	3	2	3	2	30	Moody	11.7	1.5	0.4	0.13	0.3	0.19	4.4
Toscano-Anderson	37	10	9	3	5	2	17	Toscano-Anderson	13.6	2.4	1.7	0.66	0.9	0.23	4.1
Iguodala	31	9	10	4	4	4	12	Iguodala	19.4	3.2	3.7	0.87	0.9	0.71	4.0
Weatherspoon	16	5	1	1	2	1	11	Weatherspoon	6.7	1.3	0.5	0.09	0.3	0.09	2.7
Chiozza	29	4	8	2	4	0	11	Chiozza	10.9	1.1	1.9	0.38	0.9	0.00	2.0
Dowtin	18	5	3	0	1	1	4	Dowtin	6.9	1.8	0.8	0.00	0.3	0.25	1.5
WARRIORS	265	58	39	19	23	9	138	WARRIORS	240.6	45.5	27.1	8.77	14.9	4.54	111.0
OPPONENTS	265	54	39	17	25	10	131	OPPONENTS	240.6	42.6	22.9	7.91	14.5	3.87	105.5

2021-22 WARRIORS FINAL STATISTICS



	RECORD	HOME	ROAD	OT
OVERALL	53-29	31-10	22-19	0-2
Atlantic	6-4	3-2	3-2	
Central	8-2	4-1	4-1	0-1
Southeast	6-4	5-0	1-4	
EASTERN	20-10	12-3	8-7	0-1
Southwest	9-9	5-4	4-5	0-1
Northwest	12-6	7-2	5-4	
Pacific	12-4	7-1	5-3	
WESTERN	33-19	19-7	14-12	0-1

TEAM WINNING & LOSING STREAKS:

OVERALL	HOME	ROAD
Win - 5	Win - 2	Win - 3
Long:Win - 9	Win - 11	Win - 4
Loss- 5	Loss- 3	Loss- 4

	WON	LOST	OFFENSE	Vs OPP
Oct.	5	1	100+ 51-18	If Opp W/L to date:
Nov.	13	2	100< 2-11	.500+ 25-17
Dec.	9	4	DEFENSE	.500- 26-12
Jan.	11	6	100+ 29-26	
Feb.	5	5	100< 24- 3	
Mar.	5	11		
Apr.	5	0		

MARGINS	1	2	3	4	5	6	7	8	9	10	11	12	13	14	15	16	17	18	19	20	21	22	23
Won By:		5	1	4		1	3	1	4	1	1	3	3	5	6	2		1	1	1	2	2	
Lost By:	1	2	2	4	2	1	1	4	2		1				2		1		2	1		1	
	24	25	26	27	28	29	30	31	32	33	34	35	36	37	38	39	40	41	42	43	44	45	46+
Won By:			1					1						1	1			1	1				
Lost By:			1		1																		

At Start Of:	OVERALL	HOME	ROAD	FG%	OVERALL	HOME	ROAD
2nd -Ahead:	29-10	20-5	9-5	-44%	13-19	7-7	6-12
-Behind:	19-18	8-5	11-13	45-49%	19-6	13-2	6-4
-Tied:	5-1	3-0	2-1	50-54%	18-4	10-1	8-3
3rd-Ahead:	36-7	24-5	12-2	55-59%	2-0	1-0	1-0
-Behind:	16-21	7-5	9-16	+60%	1-0	0-0	1-0
-Tied:	1-1	0-0	1-1				
4th-Ahead:	44-9	28-4	16-5				
-Behind:	7-19	2-5	5-14				
-Tied:	2-1	1-1	1-0				

2021-22 WARRIORS GAME-BY-GAME RESULTS

DATE	OPP.	WL	SCORE	+/-	TV	REC	GSW HIGH PTS	GSW HIGH REB	GSW HIGH AST	OPP HIGH PTS	ATT
10/19	at LAL	W	121-114	+7	TNT	1-0	Curry-21	Bjelica-11	Curry-10	James-34	18,997
10/21	LAC	W	115-113	+2	TNT	2-0	Curry-45	Curry-10	Green-7	George-29	18,064
10/24	at SAC	W	119-107	+12	NBCSBA	3-0	Curry-27	Porter-9	Curry-10	Barnes-24	13,876
10/26	at OKC	W	106-98	+8	NBCSBA	4-0	Curry-23	Green-9	Green-8	SG-A-30	15,717
10/28	MEM	L	101-104 OT	-3	NBCSBA	4-1	Curry-36	Green-12	Curry-8	Morant-30	18,064
10/30	OKC	W	103-82	+21	NBCSBA	5-1	Curry-20	Green-11	Green-8	SG-A-15	18,064
11/3	CHA	W	114-92	+22	NBCSBA, ESPN	6-1	Pooler-31	Green-10	Curry-9	Bridges-32	18,064
11/5	NOP	W	126-85	+41	NBCSBA, ESPN	7-1	Pooler-26	Green-8	Igoudala-10	Valanciunas-20	18,064
11/7	HOU	W	120-107	+13	NBCSBA	8-1	Pooler-25	Porter-9	Green-9	Yate-21	18,064
11/8	ATL	W	127-113	+14	NBCSBA	9-1	Curry-50	Curry,Green-7	Curry-10	Young-28	18,064
11/10	MIN	W	123-110	+13	NBCSBA	10-1	Wiggins-35	Looney-17	Igoudala-8	Edwards-48	18,064
11/12	CHI	W	119-93	+26	NBCSBA, ESPN	11-1	Curry-40	Looney-10	Igoudala-8	Green-7	18,064
11/14	at CHA	L	102-106	-4	NBCSBA	11-2	Wiggins-28	Looney-8	Curry-10	Bridges-22	19,559
11/16	at BKN	W	117-99	+18	TNT	12-2	Curry-37	Curry-7	Green-8	Harden-24	17,732
11/18	at CLE	W	104-89	+15	NBCSBA	13-2	Curry-40	Lee,Payton-6	Green-14	Garland-25	19,432
11/19	at DET	W	105-102	+3	NBCSBA	14-2	Pooler-32	Looney-12	Toscano-Anderson-9	F.Jackson-27	20,088
11/21	TOR	W	119-104	+15	NBCSBA	15-2	Pooler-33	Green-14	Curry,Green-8	Siakam-21	18,064
11/24	PHI	W	116-96	+20	NBCSBA, ESPN	16-2	Curry-25	Green-19	Curry-10	Curry-20	18,064
11/26	POR	W	118-103	+15	NBCSBA	17-2	Curry-32	Green,JTA-8	Green-12	Simons-19	18,064
11/28	at LAC	W	105-90	+15	NBCSBA	18-2	Curry-33	Porter-10	Green-7	George-30	19,068
11/30	at PHX	L	96-104	-8	NBCSBA, TNT	18-3	Pooler-28	Green-11	Green-5	Ayton-24	17,071
12/3	PHX	W	118-96	+22	NBCSBA, ESPN	19-3	Curry-23	Green-9	Green-9	Anton-23	18,064
12/4	SAS	L	107-112	-5	NBCSBA	19-4	Curry-27	Curry,Green-8	Green-9	White-25	18,064
12/6	ORL	W	126-95	+31	NBCSBA	20-4	Curry-31	Curry-8	Curry-8	Harris-17	18,064
12/8	POR	W	104-94	+10	NBCSBA, ESPN	21-4	Curry-22	Green-10	Green-8	Powell-26	18,064
12/11	at PHI	L	93-102	-9	ABC	21-5	Pooler-23	Curry-9	Curry-5	Embiid-26	21,016
12/13	at IND	W	102-100	+2	NBCSBA, NBA TV	22-5	Curry-26	Green-9	Curry-6	Sabonis-30	17,018
12/14	at NYK	W	105-96	+9	NBCSBA, TNT	23-5	Curry-22	Green-11	Green-7	Randle-31	19,812
12/17	at BOS	W	111-107	+4	NBCSBA, ESPN	24-5	Curry-30	Looney-10	Green-8	Tatum-27	19,156
12/18	at TOR	L	100-119	-19	NBCSBA	24-6	Kuminga-26	Toscano-Anderson-10	Chiozza-7	VanVleet-27	7,988
12/20	SAC	W	113-98	+15	NBCSBA	25-6	Curry-30	Green-11	Green-10	Halliburton-24	18,064
12/23	MEM	W	113-104	+9	NBCSBA	26-6	Curry-46	Porter-9	Green-9	Morant-21	18,064
12/25	at PHX	W	116-107	+9	ABC	27-6	Curry-33	Looney-10	Green-10	Paul-21	17,071
12/28	DEN	L	86-89	-3	NBCSBA, NBA TV	27-7	Curry-23	Bjelica,Wiggins-8	Curry,Igoudala-4	Jokic-22	18,064
1/1	at UTA	W	123-116	+7	NBCSBA, NBA TV	28-7	Curry-28	Igoudala,Looney,Porter-7	Curry-9	Four tied with-20	20,088
1/3	MIA	W	115-108	+7	NBCSBA, NBA TV	29-7	Pooler-32	Green-8	Green-13	Butler-22	18,064
1/5	at DAL	L	82-99	-17	NBCSBA, ESPN	29-8	Wiggins-17	Payton-11	Curry-5	Doncic-26	20,441
1/6	at NOP	L	96-101	-5	NBCSBA	29-9	Wiggins-21	Looney-9	Igoudala-7	Ingram-32	15,986
1/9	CLE	W	96-82	+14	NBCSBA, NBA TV	30-9	Curry-28	Looney-18	Curry,Igoudala-5	Stevens-17	18,064
1/11	at MEM	L	108-116	-8	NBCSBA, NBA TV	30-10	Curry-27	Curry-10	Curry-10	Morant-29	17,794
1/13	at MIL	L	99-118	-19	NBCSBA, TNT	30-11	Wiggins-16	Curry-8	Chiozza,Curry-4	Giannis-30	17,848
1/14	at CHI	W	138-96	+42	NBCSBA, ESPN	31-11	Kuminga-25	Looney-12	Bjelica-7	White-20	21,174
1/16	at MIN	L	99-119	-20	NBCSBA	31-12	Pooler-20	Looney-12	Porter,Wiggins-4	Towns-26	17,136
1/18	DET	W	102-86	+16	NBCSBA, NBA TV	32-12	Thompson-21	Kuminga,Looney-10	Curry-8	MGruder-19	18,064
1/20	IND	L	117-121 OT	-4	NBCSBA, TNT	32-13	Curry-39	Looney-15	Curry-8	Duarte-27	18,064
1/21	HOU	W	105-103	+2	NBCSBA	33-13	Curry-22	Looney-12	Curry-12	Wood-19	18,064
1/23	UTA	W	94-92	+2	NBCSBA, NBA TV	34-13	Pooler-20	Porter-8	Curry-6	Bogdanovic-21	18,064
1/25	DAL	W	130-92	+38	TNT	35-13	Kuminga-22	Bjelica-10	Curry-7	Doncic-25	18,064
1/27	MIN	W	124-115	+9	NBCSBA, TNT	36-13	Curry-29	Curry,Payton-8	Bjelica,Curry-6	Towns-31	18,064
1/29	BKN	W	110-106	+4	ABC	37-13	Wiggins-24	Looney-15	Curry-8	Irving-32	18,064
1/31	at HOU	W	122-108	+14	NBCSBA	38-13	Curry-40	Looney-14	Curry-9	Wood-24	16,146
2/1	at SAS	W	124-120	+4	NBCSBA	39-13	Pooler-31	Looney-12	Toscano-Anderson-7	Murray-27	17,070
2/3	SAC	W	126-114	+12	NBCSBA	40-13	Thompson-23	Kuminga,Looney-7	Curry,Thompson-7	Mitchell-26	18,064
2/7	at OKC	W	110-98	+12	NBCSBA	41-13	Thompson-21	Curry-9	Curry-10	Dort-26	17,009
2/9	at NYK	L	85-111	-26	NBCSBA, ESPN	41-14	Pooler-18	Curry,Looney-7	Wiggins-4	Bogdanovic-23	18,306
2/10	NBA	L	114-116	-2	NBCSBA	41-15	Curry-35	Thompson,Wiggins-7	Curry-10	Dort-26	18,064
2/12	LAL	W	117-115	+2	ABC	42-15	Thompson-33	Looney-12	Curry-8	James-26	18,064
2/14	at LAC	L	104-119	-15	NBCSBA, NBA TV	42-16	Curry-33	Porter-8	Looney-5	Mann-25	19,068
2/16	DEN	L	116-117	-1	NBCSBA	42-17	Curry-25	Looney-9	Curry-6	Jokic-35	18,064
2/24	at POR	W	132-95	+37	NBCSBA, TNT	43-17	Curry,Thompson-18	Kuminga-8	Curry-14	Simons-24	20,098
2/27	DAL	L	101-107	-6	NBCSBA, ESPN	43-18	Curry-27	Looney-10	Curry-10	Doncic-34	18,064
3/1	at MIN	L	114-129	-15	NBCSBA	43-19	Curry-34	Looney,Wiggins-7	Looney-5	Towns-39	17,136
3/3	at DAL	L	113-122	-9	NBCSBA	43-20	Pooler-23	Looney-9	Curry-9	Doncic-41	20,229
3/5	at LAL	L	116-124	-8	ABC	43-21	Curry-30	Porter-10	Pooler,JTA-5	James-56	18,997
3/7	at DEN+	L	124-131	-7	NBCSBA, NBA TV	43-22	Pooler-32	Looney-11	Chiozza-8	Jokic-32	19,542
3/8	LAC	W	112-97	+15	NBCSBA, TNT	44-22	Kuminga-21	Wiggins-11	Kuminga,Looney-6	Batum-17	18,064
3/10	at DEN	W	113-102	+11	TNT	45-22	Curry-34	Curry-9	Pooler-7	Jokic-23	19,520
3/12	MIL	W	122-109	+13	ABC	46-22	Thompson-38	Kuminga-11	Curry-8	Giannis-31	18,064
3/14	WAS	W	126-112	+14	NBCSBA	47-22	Curry-47	Kuminga-8	Curry,Green-6	Porzingis-25	18,064
3/16	BOS	L	88-110	-22	NBCSBA, ESPN	47-23	Pooler-29	Green,Looney-8	Looney-4	Brown,Tatum-26	18,064
3/20	SAS	L	108-110	-2	NBCSBA, NBA TV	47-24	Pooler-28	Porter-16	Bjelica-6	Richardson-25	18,064
3/22	at ORL	L	90-94	-4	NBCSBA	47-25	Pooler-26	Porter-15	Green-7	Cartier-19	17,164
3/23	at MIA	W	118-104	+14	NBCSBA	48-25	Pooler-30	Looney-16	Pooler-9	Lowy-26	19,600
3/25	at ATL	L	110-121	-11	NBCSBA, NBA TV	48-26	Thompson-37	Looney-8	Pooler-10	Young-33	17,724
3/27	at WAS	L	115-123	-8	NBCSBA	48-27	Pooler-26	Porter-11	Green-6	Kispert-25	20,476
3/28	at MEM	L	95-123	-28	NBCSBA, NBA TV	48-28	Pooler-25	Kuminga-7	Kuminga-4	Bane-22	17,011
3/30	PHX	L	103-107	-4	NBCSBA, ESPN	48-29	Pooler-38	Green-10	Green,Pooler-7	Booker,Bridges-22	18,064
4/2	UTA	W	111-107	+4	NBCSBA	49-29	Thompson-36	Green-9	Green-7	Conley,Mitchell-26	18,064
4/3	at SAC	W	109-90	+19	NBCSBA	50-29	Wiggins-25	Bjelica-12	Bjelica-6	Barnes-18	17,583
4/7	LAL	W	128-112	+16	TNT	51-29	Thompson-33	Porter-8	Pooler-11	Horton-Lucker-40	18,064
4/9	at SAS	W	100-94	+6	NBCSBA, NBA TV	52-29	Pooler,Kuminga-18	Green-13	Green,Pooler-8	Walker IV-24	18,627
4/10	at NOP	W	128-107	+21	NBCSBA, TNT	53-29	Thompson-41	Bjelica-7	Bjelica-7	Marshall-19	16,595

2021-22 SEASON REVIEW

2021-22 WARRIORS/OPPONENTS GAME-BY-GAME STATS



Date	Opponent	W/L	POINTS		REB		AST		STL		TO (pts off)		BLK	PTS IN PAINT	2nd CHNCE	FASTBREAK	BIGGEST LEADS	BENCH POINTS						
			GSW	opp	GSW	opp	GSW	opp	GSW	opp	GSW	opp							GSW	opp				
10/19	at LAL	W	121	114	50	45	30	21	9	7	17 (19)	18 (20)	2	4	46	34	10	6	10	20	12	10	55	29
10/21	LAC	W	115	113	53	38	27	24	5	9	21 (18)	7 (6)	4	2	50	48	7	7	25	20	19	8	27	28
10/24	at SAC	W	119	107	47	47	26	26	12	0	7 (9)	19 (29)	3	4	50	48	15	7	16	17	12	8	31	34
10/26	at OKC	W	106	98	46	42	30	19	9	7	15 (18)	14 (16)	8	3	44	42	8	9	4	4	10	15	39	31
10/28	MEM	LOT	101	104	48	51	29	25	8	17	23 (22)	18 (23)	7	9	48	46	10	9	19	11	19	3	32	21
10/30	OKC	W	103	82	56	45	30	14	9	8	16 (16)	16 (12)	6	6	28	36	5	10	16	31	0	4	34	32
11/3	CHA	W	114	92	53	49	33	18	14	10	17 (17)	16 (13)	5	2	42	42	9	13	19	15	22	7	42	11
11/5	NOP	W	126	85	48	41	36	23	11	7	12 (11)	20 (29)	3	2	46	32	14	11	25	11	44	7	57	30
11/7	HOU	W	120	107	41	42	31	17	12	11	17 (28)	21 (33)	3	3	48	48	6	12	36	14	21	4	50	48
11/8	ATL	W	127	113	39	35	31	21	13	6	14 (19)	18 (23)	4	2	44	30	14	20	18	5	23	15	38	36
11/10	MIN	W	123	110	53	41	23	30	14	8	16 (18)	17 (18)	6	4	48	42	25	22	24	14	20	2	31	20
11/12	CHI	W	119	93	47	38	27	18	15	9	16 (15)	20 (24)	3	2	52	38	13	15	18	7	27	10	37	41
11/14	at CHA	L	102	106	49	39	31	23	8	10	15 (11)	13 (17)	7	2	52	46	12	5	15	10	5	7	20	28
11/16	at BKN	W	117	99	53	38	25	21	4	12	22 (20)	12 (11)	8	2	52	42	10	10	25	10	28	9	29	30
11/18	at CLE	W	104	89	34	42	36	22	12	6	11 (13)	20 (19)	2	3	48	36	7	21	7	12	15	13	38	20
11/19	at DET	W	105	102	48	35	22	21	8	11	19 (24)	13 (15)	4	7	42	32	18	12	4	5	16	3	30	52
11/21	TOR	W	119	106	47	47	31	25	5	7	16 (22)	11 (11)	7	4	32	36	12	18	16	11	21	0	31	38
11/24	PHI	W	116	94	41	41	32	17	7	10	16 (20)	21 (38)	5	7	52	36	7	7	25	5	20	19	39	36
11/26	POR	W	118	103	48	37	31	23	8	7	15 (20)	10 (22)	5	2	64	42	10	11	10	4	21	2	23	30
11/28	at LAC	W	105	90	43	47	25	18	19	8	17 (10)	25 (31)	2	3	42	36	16	19	18	7	21	7	33	26
11/30	at PHX	L	96	104	51	35	25	28	7	12	23 (19)	13 (9)	5	4	40	44	23	14	12	4	9	10	33	39
12/3	PHX	W	118	96	51	38	30	23	9	8	16 (19)	15 (20)	8	3	44	42	13	6	14	13	27	2	51	34
12/4	SAS	L	107	112	45	45	26	24	6	10	13 (23)	12 (18)	2	4	50	56	12	12	11	19	5	22	43	30
12/6	ORL	W	126	95	43	38	28	18	15	10	15 (15)	23 (38)	2	4	40	42	13	4	13	20	32	10	41	38
12/8	POR	W	104	94	47	43	22	24	9	5	16 (11)	16 (15)	3	3	38	46	16	7	4	16	0	32	19	
12/11	at PHI	L	93	102	42	44	21	19	5	7	13 (8)	13 (16)	5	5	34	40	12	8	14	11	13	13	16	30
12/13	at IND	W	102	100	47	42	21	16	6	11	18 (19)	10 (6)	6	5	60	52	12	21	8	12	3	9	24	19
12/14	at NYK	W	105	96	49	35	28	18	3	6	12 (10)	9 (10)	6	6	38	24	11	11	7	6	12	8	34	31
12/17	at BOS	W	111	107	45	45	27	20	9	5	14 (13)	16 (13)	8	2	34	38	19	11	10	26	20	2	40	32
12/18	at TOR	L	100	119	47	41	26	26	5	13	20 (20)	11 (13)	5	3	48	50	18	13	11	14	20	0	30	46
12/20	SAC	W	113	98	42	37	28	23	12	10	16 (20)	21 (25)	9	3	58	36	14	12	18	4	17	2	47	11
12/23	MEM	W	113	104	39	42	30	18	9	10	19 (21)	13 (19)	9	6	38	50	9	13	14	16	9	10	23	38
12/25	at PHX	W	116	107	42	37	28	20	11	5	11 (12)	13 (21)	7	2	46	40	19	20	8	5	10	5	34	30
12/28	DEN	L	86	89	43	43	20	24	8	10	18 (15)	16 (7)	2	4	38	42	9	15	21	12	0	24	15	26
1/1	at UTA	W	123	116	40	45	39	19	10	7	15 (13)	13 (25)	2	0	38	52	7	25	11	8	16	8	30	29
1/3	MIA	W	115	108	43	49	39	24	11	5	12 (12)	19 (26)	6	2	58	32	6	14	27	6	13	3	59	28
1/5	at DAL	L	82	99	46	46	20	22	10	6	17 (14)	12 (9)	5	5	54	36	17	6	7	6	7	17	32	31
1/6	at NOP	L	96	101	42	46	22	20	13	7	14 (7)	18 (24)	5	5	50	44	8	16	7	15	11	10	49	27
1/9	CLE	W	96	82	54	42	24	21	16	9	15 (11)	19 (25)	5	3	50	48	22	11	22	9	24	4	35	24
1/11	at MEM	L	108	116	45	38	25	30	8	11	17 (26)	11 (6)	5	8	40	58	10	16	14	25	8	18	48	38
1/13	at MIL	W	99	118	49	54	20	29	9	10	15 (19)	17 (14)	2	7	28	40	10	6	4	19	0	39	53	24
1/14	at CHI	W	138	96	47	36	39	26	12	4	7 (6)	14 (21)	5	5	56	42	17	18	18	11	42	3	57	45
1/16	at MIN	L	99	119	47	47	20	30	6	8	15 (17)	16 (21)	3	9	32	54	4	13	20	21	6	27	38	57
1/18	DET	W	102	86	54	50	26	18	12	4	13 (17)	16 (11)	3	6	36	36	1	22	11	11	34	2	32	38
1/20	IND	LOT	117	121	53	48	28	23	11	12	21 (20)	18 (19)	6	3	62	42	20	20	16	6	9	5	37	43
1/21	HOU	W	105	103	41	39	25	25	4	10	19 (29)	12 (14)	9	3	46	54	7	15	16	14	3	15	25	44
1/23	UTA	W	94	92	40	51	19	17	8	7	10 (10)	12 (20)	5	2	34	34	7	10	4	6	13	5	24	40
1/25	DAL	W	130	92	58	38	31	17	8	9	14 (19)	10 (17)	2	4	46	40	21	4	16	13	39	7	71	31
1/27	MIN	W	124	115	46	41	31	22	8	10	19 (24)	9 (11)	3	4	40	62	9	24	12	8	16	8	35	26
1/29	BKN	W	110	106	55	51	24	21	8	7	12 (15)	11 (11)	8	10	42	42	15	25	8	8	19	6	29	35
1/31	at HOU	W	122	108	41	37	23	25	10	4	15 (15)	17 (21)	8	3	40	40	8	17	21	5	18	4	27	35
2/1	at SAS	W	124	120	46	34	30	33	10	7	16 (23)	14 (19)	3	7	40	54	28	5	7	17	4	17	34	39
2/3	SAC	W	126	114	40	25	27	29	11	13	16 (20)	16 (24)	3	4	48	56	14	7	20	25	26	2	55	31
2/7	at OKC	W	110	98	40	50	30	21	12	8	15 (13)	18 (26)	3	2	46	52	14	9	2	8	16	8	46	21
2/9	at UTA	L	85	111	35	52	17	26	8	3	13 (14)	12 (6)	3	9	20	48	4	16	8	16	13	30	28	44
2/10	NYK	L	114	116	38	51	27	24	4	3	8 (11)	15 (20)	5	3	42	40	13	17	18	10	7	13	23	45
2/12	LAL	W	117	115	50	48	24	25	4	5	9 (8)	9 (12)	3	6	46	56	21	10	17	17	15	6	20	42
2/14	at LAC	L	114	119	38	43	23	25	7	6	14 (14)	12 (11)	3	3	40	54	12	8	7	6	8	25	34	52
2/16	DEN	L	106	117	38	48	26	27	13	5	11 (5)	19 (24)	5	2	50	54	9	10	18	5	16	1	41	52
2/24	at POR	W	132	95	46	31	36	16	10	5	12 (13)	18 (20)	7	4	56	34	14	11	18	21	37	10	66	38
2/27	DAL	L	101	107	44	45	27	16	15	5	11 (15)	18 (19)	2	7	50	46	16	13	10	11	21	6	30	39
3/1	at MIN	L	114	129	40	42	26	27	11	10	17 (13)	16 (19)	3	2	42	54	11	13	27	11	6	21	46	48
3/3	at DAL	L	113	122	37	32	26	29	7	7	15 (25)	10 (20)	5	1	52	52	13	10	11	16	0	17	45	22
3/5	at LAL	L	116	124	41	47	22	25	11	10	16 (22)	20 (22)	4	6	54	48	19	21	23	18	14	14	55	22
3/7	at DEN	L	124	131	41	41	29	39	5	8	14 (24)	9 (8)	0	5	52	66	5	12	20	22	7	14	33	40
3/8	LAC	W	112	97	51	47	33	23	8	12	16 (19)	13 (22)	6	3										

GSW/OPP 2021-22 GAME-BY-GAME STATS



Date	Opponent	W/L	FG%		3FG%		FT%		3PTM		3PTA		STREAK*	
			GSW	opp	GSW	opp	GSW	opp	GSW	opp	GSW	opp	GSW	opp
10/19	at LAL	W	.441	.474	.359	.357	.833	.474	14	15	39	42	---	---
10/21	LAC	W	.518	.442	.484	.350	.636	.714	15	14	31	40	W1	---
10/24	at SAC	W	.443	.488	.351	.326	.833	.615	13	15	37	46	W2	L1
10/26	at OKC	W	.470	.419	.350	.353	.778	.824	14	12	40	34	W3	L3
10/28	MEM	LOT	.433	.402	.350	.250	.750	1.00	14	12	40	48	W4	L2
10/30	OKC	W	.424	.358	.404	.205	.500	.762	21	8	52	39	L1	W1
11/3	CHA	W	.488	.374	.400	.278	.667	.737	18	10	45	36	W1	L1
11/5	NOP	W	.522	.356	.400	.250	.857	.750	20	11	50	44	W2	L5
11/7	HOU	W	.518	.456	.326	.303	.850	.676	15	10	46	33	W3	L7
11/8	ATL	W	.478	.463	.409	.395	.955	.769	18	17	44	43	W4	L3
11/10	MIN	W	.471	.406	.275	.386	.800	.750	11	17	40	44	W5	L4
11/12	CHI	W	.484	.436	.326	.296	.875	.773	15	8	46	27	W6	W2
11/14	at CHA	L	.422	.477	.231	.389	.680	.667	9	14	39	36	W7	W2
11/16	at BKN	W	.519	.386	.325	.278	.786	.778	13	10	40	36	L1	W3
11/18	at CLE	W	.494	.425	.349	.308	.875	.562	15	12	43	39	W1	L2
11/19	at DET	W	.475	.400	.400	.333	.810	.800	12	14	30	42	W2	W1
11/21	TOR	W	.494	.394	.489	.405	.792	.550	22	15	45	37	W3	W1
11/24	PHI	W	.525	.425	.395	.286	.708	.909	15	8	38	28	W4	W1
11/26	POR	W	.540	.419	.324	.342	.750	.783	12	13	37	38	W5	L1
11/28	at LAC	W	.442	.400	.425	.321	.545	.680	17	9	40	28	W6	W1
11/30	at PHX	L	.419	.494	.350	.400	.714	.545	14	12	40	30	W7	W16
12/3	PHX	W	.489	.383	.487	.364	.750	.743	19	8	39	22	L1	W18
12/4	SAS	L	.444	.477	.333	.343	.667	.842	13	12	39	35	W1	W3
12/6	ORL	W	.494	.434	.500	.289	.690	.818	20	11	40	38	L1	L1
12/8	POR	W	.398	.407	.304	.267	.774	.714	14	8	46	30	W1	L3
12/11	at PHI	L	.400	.461	.250	.333	.722	.885	12	9	48	27	W2	L1
12/13	at IND	W	.500	.402	.267	.233	.714	.742	8	7	30	30	L1	W3
12/14	at NYK	W	.455	.361	.375	.381	.741	.909	15	16	40	42	W1	L3
12/17	at BOS	W	.433	.439	.348	.366	.810	.600	16	15	46	41	W2	W1
12/18	at TOR	L	.468	.500	.306	.368	.714	.652	11	14	36	38	W3	L1
12/20	SAC	W	.523	.446	.405	.406	.667	.688	15	13	37	32	L1	W1
12/23	MEM	W	.488	.422	.475	.308	.778	.833	19	8	40	26	W1	L1
12/25	at PHX	W	.494	.482	.378	.367	.857	1.00	14	11	37	30	W2	W1
12/28	DEN	L	.423	.415	.312	.242	.516	.650	10	8	32	33	W3	W1
1/1	at UTA	W	.535	.435	.531	.318	.667	.786	17	14	32	44	L1	W6
1/3	MIA	W	.489	.411	.368	.405	.846	.895	14	17	38	42	W1	L1
1/5	at DAL	L	.407	.379	.179	.300	.688	.808	5	12	28	40	W2	W3
1/6	at NOP	L	.425	.427	.212	.235	.833	.793	7	8	33	34	L1	L3
1/9	CLE	W	.402	.427	.238	.292	.800	.611	10	7	42	24	L2	L1
1/11	at MEM	L	.427	.440	.361	.412	.862	.778	13	14	36	34	W1	W9
1/13	at MIL	L	.347	.512	.333	.439	.708	.667	16	18	48	41	L1	L2
1/14	at CHI	W	.564	.425	.452	.263	.765	.667	19	10	42	38	L2	L2
1/16	at MIN	L	.390	.495	.310	.372	.759	.650	13	16	42	43	W1	L2
1/18	DET	W	.410	.353	.333	.265	.741	.708	14	9	42	34	L1	L1
1/20	IND	LOT	.447	.432	.214	.429	.828	.706	9	15	42	35	W1	W1
1/21	HOU	W	.481	.427	.333	.286	.773	.850	10	10	30	35	L1	W2
1/23	UTA	W	.434	.383	.310	.314	.900	.826	13	11	42	35	W1	W1
1/25	DAL	W	.533	.352	.395	.250	.833	1.00	17	10	43	40	W2	W1
1/27	MIN	W	.537	.442	.583	.227	.714	.778	21	10	36	44	W3	W2
1/29	BKN	W	.408	.398	.311	.393	.889	.810	14	11	45	28	W4	L3
1/31	at HOU	W	.538	.429	.425	.372	.826	.690	17	16	40	43	W5	L3
2/1	at SAS	W	.448	.554	.435	.485	1.00	.706	20	16	46	33	W6	L1
2/3	SAC	W	.560	.525	.476	.355	.750	.826	20	11	42	31	W7	W1
2/7	at OKC	W	.500	.411	.349	.306	.765	.765	15	11	43	36	W8	L1
2/9	at UTA	L	.359	.461	.372	.333	.765	.706	16	17	43	51	W9	W3
2/10	NYK	L	.462	.433	.333	.389	.882	.727	15	14	45	36	L1	L4
2/12	LAL	W	.444	.466	.316	.407	.735	.667	12	11	38	27	L2	L2
2/14	at LAC	L	.463	.565	.390	.441	.769	.533	16	15	41	34	W1	W1
2/16	DEN	L	.511	.473	.294	.389	.667	.810	10	14	34	36	L1	W2
2/24	at POR	W	.511	.397	.366	.257	.844	.828	15	9	41	35	L2	W4
2/27	DAL	L	.429	.500	.282	.382	.600	.800	11	13	39	34	W1	L1
3/1	at MIN	L	.456	.528	.289	.400	.864	.826	13	16	45	40	L1	L1
3/3	at DAL	L	.543	.529	.500	.459	.769	.750	15	17	30	37	L2	W2
3/5	at LAL	L	.500	.494	.441	.439	.474	.857	15	18	34	41	L3	L4
3/7	at DEN	L	.511	.548	.425	.312	.739	.707	17	10	40	32	L4	W2
3/8	LAC	W	.478	.355	.382	.308	.846	.826	13	12	34	39	L5	L1
3/10	at DEN	W	.477	.417	.333	.226	.750	.781	14	7	42	31	W1	W3
3/12	MIL	W	.484	.413	.400	.386	.933	.696	18	17	45	44	W2	W6
3/14	WAS	W	.536	.512	.400	.385	.818	.783	18	10	45	26	W3	L3
3/16	BOS	L	.372	.469	.229	.375	.812	.864	11	15	48	40	W4	L1
3/20	SAS	L	.456	.388	.333	.375	.714	.760	11	15	33	40	L1	L1
3/22	at ORL	L	.400	.430	.344	.278	.688	.800	11	16	32	36	L2	W1
3/23	at MIA	W	.519	.435	.417	.389	.852	.762	15	14	36	36	L3	L1
3/25	at ATL	L	.478	.517	.341	.378	.769	.789	14	14	41	37	W1	L1
3/27	at WAS	L	.427	.524	.242	.571	.795	.864	8	16	33	28	L1	W1
3/28	at MEM	L	.407	.467	.310	.400	.769	.714	9	12	29	30	L2	W4
3/30	PHX	L	.422	.413	.342	.250	.800	.800	13	7	38	28	L3	W8
4/2	UTA	W	.476	.427	.417	.326	.917	.727	20	15	48	46	L4	W1
4/3	at SAC	W	.519	.383	.471	.212	.733	.875	16	7	34	33	W1	W2
4/7	LAL	W	.526	.446	.500	.281	1.00	.763	16	9	32	32	W2	L7
4/9	at SAS	W	.407	.400	.250	.323	.788	.741	8	10	32	31	W3	L1
4/10	at NOP	W	.605	.424	.576	.350	.846	.750	19	14	33	40	W4	L1

* streak entering game

2021-22 WARRIORS & OPPONENT HIGHS & LOWS

2021-22 WARRIORS & OPPONENT INDIVIDUAL PLAYER HIGHS

<u>CATEGORY</u>	<u>WARRIORS HIGHS</u>
Points	50, Stephen Curry, 11/8 vs. ATL
Points (Quarter)	25, Stephen Curry, 10/21 vs. LAC (1st Quarter)
Points (Half)	30, twice, Curry, 12/23 vs. MEM (2H), 1/31 at HOU (2H)
Points (Off Bench)	32, Jordan Poole, 1/3 vs. MIA
Rebounds	18, Kevon Looney, 1/9 vs. CLE
Assists	14, twice, last Stephen Curry, 2/24 at POR
Steals	6, 4x, last Otto Porter Jr., 3/1 at MIN
Blocks	5, Draymond Green, 10/28 vs. MEM (OT)
FG Made	16, 3x, last Klay Thompson, 4/10 at NOP
FG Attempted	29, twice, last Klay Thompson, 4/10 at NOP
3FG Made	9, 5x, last Thompson, 3/25 at ATL
3FG Attempted	20, Stephen Curry, 10/28 vs. MEM (OT)
FT Made	13, twice, last Jordan Poole, 12/14/21 at NYK
FT Attempted	13, twice, last Jordan Poole, 12/14/21 at NYK
Minutes	44, Stephen Curry, 1/20 vs. IND (OT)
<u>CATEGORY</u>	<u>WARRIORS HIGHS</u>
Bench Points (AVG)	2,997 (36.5)
Team Bench High	71, 1/25 vs. DAL
Largest Lead	44, 11/5 vs. NOP
Largest Win	42, 1/14 at CHI (138-96)
Largest Comeback	21, 4/2 vs. UTA

<u>OPPONENT HIGHS</u>
56, LeBron James, 3/5 at LAL
19, twice, last Talen Horton-Tucker, 4/7 vs. LAL (4th Quarter)
30, LeBron James, 3/5 at LAL (2nd Half)
27, Frank Jackson, 11/19 at DET
20, Rudy Gobert, 4/2 vs. UTA
15, Trae Young, 3/25 at ATL
6, Maurice Harkless, 2/3 vs. SAC
4, Robert Williams III, 3/16 vs. BOS
19, LeBron James, 3/5 at LAL
31, LeBron James, 3/5 at LAL
7, Anthony Edwards, 11/10 vs. MIN
13, 4x, last Evan Fournier, 2/10 vs. NYK
12, twice, last Giannis Antetokounmpo, 3/12 vs. MIL
18, Giannis Antetokounmpo, 3/12 vs. MIL
43, Isaac Okoro, 11/18 at CLE

<u>OPPONENT HIGHS</u>
2,725 (33.2)
60, 4/10 at NOP
39, 1/13 at MIL
28, 3/28 at MEM (123-95)
21, 2/27 vs. DAL

2021-22 WARRIORS & OPPONENT TEAM HIGHS & LOWS

<u>CATEGORY</u>	<u>WARRIORS</u>	<u>LOW</u>
PTS (OT)	----	----
PTS	138, 1/14 at CHI	82, 1/5 at DAL
PTS, 1ST QTR	44, 10/21 vs. LAC	16, twice, last 3/28 at MEM
PTS, 2ND QTR	42, 3/5 at LAL	15, 3/16 vs. BOS
PTS, 1ST HALF	78, 1/14 at CHI	32, 3/16 vs. BOS
PTS, 3RD QTR	41, 11/8 vs. ATL	14, 12/17 at BOS
PTS, 4TH QTR	38, 3x, last 12/3 vs. PHX	11, 1/23 vs. UTA
PTS, 2ND HALF	72, 11/5 vs. NOP	36, twice, last 2/9 at UTA
PTS, OT	7, 1/20 vs. IND (OT)	3, 10/28 vs. MEM (OT)
FGM	53, 1/14 at CHI	28, 2/9 at UTA
FGA	98, 1/29 vs. BKN	72, 12/28 vs. DEN
FG%	.605, 4/10 at NOP	.347, 1/13 at MIL
3FGM	22, 11/21 vs. TOR	5, 1/5 at DAL
3FGA	54, 10/30 vs. OKC	28, 1/5 at DAL
3FG%	.583, 1/27 vs. MIN	.179, 1/5 at DAL
FTM	32, 11/10 vs. MIN	4, 10/30 vs. OKC
FTA	40, 11/10 vs. MIN	8, twice, last 11/18 at CLE
FT%	1,000, twice, last 4/7 vs. LAL	.474, 3/5 at LAL
REB	58, 1/25 vs. DAL	34, 11/18 at CLE
OREB	22, 1/9 vs. CLE	3, 2/9 at UTA
DREB	46, 3x, last 1/25 vs. DAL	27, 3/3 at DAL
AST	39, 4x, last 4/7 vs. LAL	17, 2/9 at UTA
STL	19, 11/28 at LAC	3, twice, 3/12 vs. MIL
TO	23, twice, last 11/30 at PHX	7, twice, last 1/14 at CHI
BLK	9, 3x, last 1/21 vs. HOU	0, 3/7 at DEN
PTS IN PAINT	64, 11/26 vs. POR	20, 2/9 at UTA
2ND CHANCE PTS	28, 2/1 at SAS	1, 1/18 vs. DET
FAST BREAK PTS	36, 11/7 vs. HOU	2, 2/7 at OKC
PTS OFF TO	38, twice, last 12/6 vs. ORL	5, 3/12 vs. MIL

<u>OPPONENT</u>	<u>HIGH</u>	<u>LOW</u>
----	----	----
131, 3/7 at DEN	82, twice, last 1/9 vs. CLE	
40, 3/7 at DEN	14, 4/3 at SAC	
43, 3/28 at MEM	15, 3/8 vs. LAC	
77, 1/13 at MIL	38, 1/18 vs. DET	
41, 1/1 at UTA	14, 3x, last 1/9 vs. CLE	
39, 2/16 vs. DEN	8, 11/18 at CLE	
66, 1/1 at UTA	29, 12/28 vs. DEN	
11, 1/20 vs. IND (OT)	6, 10/28 vs. MEM (OT)	
48, 2/14 at LAC	29, 10/30 vs. OKC	
100, 1/11 at MEM	75, 1/9 vs. CLE	
.565, 2/14 at LAC	.352, 1/25 vs. DAL	
18, twice, last 3/5 at LAL	7, 5x, last 4/3 at SAC	
51, 2/9 at UTA	22, 12/3 vs. PHX	
.571, 3/27 at WAS	.205, 10/30 vs. OKC	
29, twice, 4/7 vs. LAL	6, 11/30 at PHX	
41, 3/7 at DEN	11, 11/30 at PHX	
1,000, 3x, last 1/25 vs. DAL	.474, 10/19 at LAL	
54, 1/13 at MIL	25, 2/3 vs. SAC	
18, 3x, last 4/10 at NOP	3, twice, last 11/8 vs. ATL	
49, 1/13 at MIL	20, 2/3 vs. SAC	
39, 3/7 at DEN	14, twice, last 4/7 vs. LAL	
17, 10/28 vs. MEM (OT)	0, 10/24 at SAC	
25, 11/28 at LAC	7, 10/21 vs. LAC	
10, 1/29 vs. BKN	0, 1/1 at UTA	
66, 3/7 at DEN	24, 12/14 at NYK	
25, twice, last 1/29 vs. BKN	3, 3/14 vs. WAS	
26, 4/10 at NOP	4, 4x, last 12/8 vs. POR	
29, twice, 3/30 vs. PHX	6, 1/14 at CHI	

2021-22 WARRIORS INDIVIDUAL SEASON-HIGHS



PLAYER	MINUTES	FIELD GOALS	FREE THROWS	OFFENSIVE REBOUNDS	DEFENSIVE REBOUNDS	TOTAL REBOUNDS	ASSISTS	STEALS	TURNOVERS	BLOCKED SHOTS	POINTS
NEMANJA BJELICA	30 April 3 at Sac.	7 April 3 at Sac.	4 (4) April 9 at S.A.	4 Jan. 18 vs Det.	11 Jan. 14 at Chi.	12 April 3 at Sac.	7 (2) April 10 at N.O.	3 Nov. 18 at Cleve.	4 (2) Jan. 16 at Minn.	2 (4) April 3 at Sac.	19 April 3 at Sac.
CHRIS CHIOZZA	29 March 7 at Den.	4 Nov. 21 vs Tor.	1 (2) March 28 at Mem.	2(2) Nov. 30 at Phoe.	3 (3) Feb. 1 at S.A.	4 Dec. 18 at Mem.	8 March 7 at Den.	2 March 20 vs S.A.	4(2) March 28 at Mem.	0	11 Nov. 21 vs Tor.
STEPHEN CURRY	44 Jan. 20 vs Ind.	16 (2) March 14 vs Wash.	13 Nov. 8 vs Atl.	3 Jan. 9 vs Cleve.	10 Oct. 21 vs LA-C	10 (3) Jan. 11 at Mem.	14 Feb. 24 at Port.	6 Nov. 28 at LA-C	7 Dec. 13 at Ind.	2(2) Dec. 20 vs Sac.	50 Nov. 8 vs Atl.
DRAYMOND GREEN	38 Oct. 28 vs Mem.	7 (2) Dec. 20 vs Sac.	7 Nov. 10 vs Minn.	4 (2) Nov. 8 vs Atl.	14 Nov. 21 vs Tor.	14 Nov. 21 vs Tor.	14 Nov. 18 at Cleve.	6 Dec. 3 vs Phoe.	6 (2) Nov. 26 vs Port.	5 Oct. 28 vs Mem.	16 Dec. 20 vs Sac.
ANDRE IGUODALA	31 Jan. 20 vs Ind.	5 (2) Jan. 1 at Utah	2 (6) Jan. 20 vs Ind.	2 (5) March 28 at Mem.	8 Oct. 30 vs OKC.	9 Oct. 30 vs OKC.	10 Nov. 5 vs N.O.	4 Jan. 14 at Chi.	4 Jan. 20 vs Ind.	4(1) Jan. 20 vs Ind.	12 (3) Jan. 1 at Utah
JONATHAN KUMINGA	36(2) Feb. 10 vs N.Y.	10C Jan. 14 at Chi.	10C Feb. 24 at Port.	5C March 12 vs Milw.	9C Jan. 18 vs Det.	11C March 12 vs Milw.	6C March 8 vs LA-C	2C(6) April 9 at S.A.	6C Dec. 18 at Tor.	3C Jan. 14 at Chi.	26C Dec. 18 at Tor.
DAMION LEE	37 Feb. 1 at S.A.	8 Oct. 26 at OKC.	9 March 23 at Miami	2 (2) March 1 at Minn.	6 (6) March 7 at Den.	7 (2) Jan. 13 at Milw.	4 Nov. 7 vs Hou.	4(1) Dec. 6 vs Orf.	2 (5) Jan. 23 vs Utah	1(6) April 3 at Sac.	22 March 23 at Miami
KEVON LOONEY	32 Jan. 21 vs Hou.	7(1) Dec. 13 at Ind.	4 (4) March 27 at Wash.	12C Nov. 10 vs Minn.	13C March 23 at Miami	18C Jan. 9 vs Cleve.	6C(2) March 8 vs LA-C	4(1) Jan. 9 vs Cleve.	5C Jan. 20 vs Ind.	4 Jan. 21 vs Hou.	14 Dec. 13 at Ind.
MOSES MOODY	37C Feb. 1 at S.A.	10C March 7 at Den.	5C March 7 at Den.	3C Feb. 27 vs Dall.	7C March 8 vs LA-C	8C(2) March 8 vs LA-C	3C(2) March 8 vs LA-C	2C March 28 at Mem.	3C March 7 at Den.	2C March 28 at Mem.	30C March 7 at Den.
GARY PAYTON II	33 Dec. 23 vs Mem.	9 Dec. 23 vs Mem.	3(3) Jan. 31 at Hou.	4(1) March 25 at Atl.	9 Jan. 5 at Dall.	11 Jan. 5 at Dall.	5(1) April 2 vs Utah	6(1) Feb. 16 vs Phoe.	3 Dec. 3 vs Phoe.	2(2) Jan. 25 vs Dall.	22 Dec. 23 vs Mem.
JORDAN POOLE	40C(2) March 27 at Wash.	13C Nov. 19 at Det.	13C Dec. 14 at N.Y.	3C Feb. 1 at S.A.	9C Dec. 14 at Tor.	9C(2) March 30 vs Phoe.	11C April 7 vs LA-L	4C Nov. 3 vs Cha.	7C Oct. 21 vs LA-C	2(4) April 10 at N.O.	38(1) March 30 vs Phoe.
OTTO PORTER JR.	36 Jan. 1 at Utah	9 Jan. 1 at Utah	5 Nov. 28 at LA-C	8C March 20 vs S.A.	10 March 22 at Orf.	16C March 20 vs S.A.	8(1) Jan. 1 at Utah	6C March 1 at Minn.	3 March 20 vs S.A.	4C(2) Jan. 29 vs Brk.	20 Jan. 1 at Utah
KLAY THOMPSON	40 March 25 at Atl.	16 April 10 at N.O.	6 (2) Feb. 7 at OKC.	2 (2) March 16 vs Bos.	7 Feb. 10 vs Tor.	7 (2) March 25 at Atl.	7 Feb. 3 vs Sac.	2 (3) March 22 at Orf.	4 (2) March 5 at LA-L	3 March 5 at LA-L	41 April 10 at N.O.
JUAN TOSCANO-ANDERSON	37 Nov. 19 at Det.	7 Dec. 3 vs Phoe.	5C Nov. 10 vs Minn.	2 (5) Dec. 20 vs Sac.	8 Dec. 18 at Tor.	10 Dec. 18 at Tor.	9(1) Nov. 19 at Det.	3 (2) Feb. 3 vs Sac.	5C(2) Dec. 23 vs Mem.	2 (2) Nov. 24 vs Phil.	17 Dec. 3 vs Phoe.
QUINNDRY WEATHERSPOON	16 March 7 at Den.	4 March 7 at Den.	2 (2) March 7 at Den.	1 (2) March 16 vs Bos.	4(1) March 16 vs Bos.	5C March 16 vs Bos.	1 (5) April 10 at N.O.	1 Dec. 25 at Phoe.	2 Feb. 1 at S.A.	1(1) Dec. 25 at Phoe.	11 March 7 at Den.
ANDREW WIGGINS	38 (2) Jan. 20 vs Ind.	14 Nov. 10 vs Minn.	8 Nov. 19 at Det.	4 (2) March 30 vs Phoe.	9 March 8 vs LA-C	11(1) March 8 vs LA-C	6 Jan. 14 at Chi.	3 (5) March 10 at Den.	5 March 8 vs LA-C	3 (2) March 8 vs LA-C	35 Nov. 10 vs Minn.
WARRIORS High Games	265 (2) Jan. 20 vs Ind.	53 Jan. 14 at Chi.	32 Nov. 10 vs Minn.	22 Jan. 9 vs Cleve.	46 (3) Jan. 25 vs Dall.	58 Jan. 25 vs Dall.	39 (4) April 7 vs LA-L	19 Nov. 28 at LA-C	23 (2) Nov. 30 at Phoe.	9 (3) Jan. 21 vs Hou.	138 Jan. 14 at Chi.
WARRIORS Low Games	240 (80) April 10 at N.O.	28 Feb. 9 at Utah	4 Oct. 30 vs OKC.	3 Feb. 9 at Utah	27 March 3 at Dall.	34 Nov. 18 at Cleve.	17 Feb. 9 at Utah	3 (2) March 12 vs Milw.	7 (2) Jan. 14 at Chi.	0 March 7 at Den.	82 Jan. 5 at Dall.
OPPONENTS High Games	265 (2) Jan. 20 vs Ind.	48 Feb. 14 at LA-C	29 (2) April 7 vs LA-L	18 (4) April 10 at N.O.	49 Jan. 13 at Milw.	54 Jan. 13 at Milw.	39 March 7 at Den.	17 Oct. 28 vs Mem.	25 Nov. 28 at LA-C	10 Jan. 29 vs Brk.	131 March 7 at Den.
OPPONENTS Low Games	240 (80) April 10 at N.O.	29 Oct. 30 vs OKC.	6 Nov. 30 at Phoe.	3 (2) Nov. 8 vs Atl.	20 Feb. 3 vs Sac.	25 Feb. 3 vs Sac.	14 (2) April 7 vs LA-L	0 Oct. 24 at Sac.	5 March 12 vs Milw.	0 (2) April 10 at N.O.	82 (2) Jan. 9 vs Cleve.

"C" indicates a new career-high, "T" a tied career-high.

Numbers in parentheses indicate the number of games in which a player or team has reached a given total (if more than one).

IN 2021-22 WHEN THE WARRIORS...

Overall.....	53-29	Leading after first quarter (tied)	29-11 (5-1)
Home	31-10	Trailing after first quarter	19-17
Away	22-19	Leading at halftime (tied)	36-8 (1-1)
Overtime	0-2	Trailing at halftime	16-20
Score 100-plus	51-18	Leading after third quarter (tied)	44-10 (2-1)
Score 99 or under	2-11	Trailing after third quarter	7-18
Score 90 or under	0-5	Has a 40-point quarter	4-2
Score 110-plus	39-9	Outshooting opponent (tied)	46-10
Score 120-plus	18-1	Outshot by opponent	7-19
Score 130-plus	3-0	Shoot .500-plus	21-4
Score 140-plus	---	Shoot below .500	32-25
Opponents score 100-plus	29-27	Opponents shoot .500-plus	3-9
Holding opponents under 100 points	24-2	Opponents shoot below .500	50-20
Holding opponents under 100 points at home	14-1	In wire-to-wire games - Warriors/Opponent	3/2
Holding opponents under 100 points on road	10-1	First game of back-to-back	8-7
Holding opponents to .400 FG% or under	17-2	Second game of back-to-back	10-5
Decided by one point	0-1	2021-22 back-to-backs: sweeps - 6; split - 6; swept - 3	
Decided by three points or less	5-4	vs. Western Conference	33-19
Decided by 10-or-more points - Warriors/Opp	34/10	vs. Pacific Division	12-4
Decided by 20-or-more points - Warriors/Opp	11/4	vs. Northwest Division	12-6
Decided by 30-or-more points - Warriors/Opp	5/0	vs. Southwest Division	9-9
Decided by 40-or-more points - Warriors/Opp	2/0	vs. Eastern Conference	20-10
More rebounds than opponent (tied)	38-11 (3-5)	vs. Atlantic Division	6-4
Fewer rebounds than opponent	12-13	vs. Central Division	8-2
Grab 50 or more rebounds	15-3	vs. Southeast Division	6-4
Grab 60 or more rebounds	---	On National TV (TNT, ESPN, ABC)	23-10
More assists than opponent (tied)	42-11 (2-2)	On TNT	11-3
Fewer assists than opponent	8-16	On ESPN	8-5
Dish 30 or more assists	26-1	On ABC	4-2
Dish 40 or more assists	---	On NBA TV	3-5
Dish 30 or more assists AND shoot 50% FG	12-0	More bench points than opponent (tied)	33-11 (0-1)
Dish 30 or more assists AND 10 or less TOs	1-0	Fewer bench points than opponent	20-17
Fewer turnovers than opponent (tied)	25-9 (5-1)	Reserves score 50 or more points	10-2
More turnovers than opponent	23-19	All 5 Warriors starters score in double figures	3-0
Turn the ball over 10 times or less	5-2	Three players score 20 or more points	7-1
More FTA than opponent (tied)	19-9 (2-2)	Four players score 20-or-more points	1-0
Fewer FTA than opponent	32-18	Two players score 30-or-more points	3-1
More 3FG than opponent (tied)	44-10 (1-1)	Curry scores 30 points or more	15-6
Fewer 3FG than opponent	8-18	October	5-1
Record 10 or more 3-pointers	51-23	November	13-2
Record 20 or more 3-pointers	7-0	December	9-4
Record less than 10 3-pointers	2-6	January	11-6
More steals than opponent (tied)	34-11 (1-1)	February	5-5
Fewer steals than opponent	17-17	March	5-11
Record 10 or more steals	23-7	April	5-0*
More blocks than opponent (tied)	32-10 (5-5)		
Fewer blocks than opponent	16-14		
Record 10 or more blocks	---		
More points in the paint than opponent (tied)	29-10 (6-2)		
Fewer points in the paint than opponent	18-17		
More 2nd-chance points than opponent (tied)	21-14 (6-3)		
Fewer 2nd-chance points than opponent	26-12		
More fastbreak points than opponent (tied)	27-15 (5-1)		
Fewer fastbreak points than opponent	21-13		
Score 25 or more fastbreak points	6-1		

* first time in franchise history undefeated April



SF, PF, C, SG, PG (30 DIFFERENT USED)	RECORD	DATES
Wiggins, Green, Looney, Poole, Curry	22-5	10/19-11/18 (15 games), 11/21, 11/24, 11/28-12/14 (9 games)
Wiggins, Toscano-Anderson, Looney, Poole, Payton II	1-0	11/19
Wiggins, Green, Looney, Moody, Curry	1-0	12/17
Toscano-Anderson, Kuminga, Looney, Lee, Chiozza	0-1	12/18
Kuminga, Green, Looney, Lee, Curry	1-0	12/20
Porter Jr., Green, Looney, Payton II, Curry	2-0	12/23, 12/25
Wiggins, Toscano-Anderson, Looney, Payton II, Curry	0-1	12/28
Wiggins, Porter Jr., Looney, Payton II, Curry	1-0	1/1
Wiggins, Green, Looney, Payton II, Curry	1-1	1/3, 1/5
Wiggins, Porter Jr., Looney, Payton II, Poole	0-1	1/6
Wiggins, Green, Looney, Thompson, Curry	1-0	1/9
Wiggins, Toscano-Anderson, Looney, Thompson, Curry	0-1	1/11
Wiggins, Payton II, Looney, Thompson, Curry	1-3	1/13, 2/16, 2/24, 3/3
Wiggins, Porter Jr., Looney, Poole, Curry	3-1	1/14, 1/21, 1/23, 2/9
Wiggins, Porter Jr., Looney, Thompson, Poole	0-1	1/16
Wiggins, Kuminga, Looney, Thompson, Curry	2-3	1/18, 1/20, 2/10, 2/12, 2/14
Wiggins, Porter Jr., Looney, Thompson, Curry	4-1	1/25, 1/27, 1/29, 2/7, 3/5
Moody, Wiggins, Looney, Thompson, Curry	4-0	1/31, 2/3, 3/8, 3/10
Lee, Toscano-Anderson, Looney, Moody, Poole	1-1	2/1, 3/7
Wiggins, Payton II, Looney, Moody, Curry	0-2	2/27, 3/1
Poole, Wiggins, Looney, Thompson, Curry	1-0	3/12
Poole, Kuminga, Looney, Thompson, Curry	1-0	3/14
Poole, Porter Jr., Looney, Thompson, Curry	0-1	3/16
Wiggins, Green, Looney, Thompson, Poole	2-3	3/20, 3/22, 3/30, 4/2, 4/7
Wiggins, Kuminga, Looney, Moody, Poole	1-0	3/23
Wiggins, Kuminga, Green, Thompson, Poole	0-2	3/25, 3/27
Wiggins, Kuminga, Looney, Payton II, Poole	0-1	3/28
Wiggins, Green, Looney, Payton II, Poole	1-0	4/3
Wiggins, Green, Looney, Lee, Poole	1-0	4/9
Moody, Green, Looney, Thompson, Poole	1-0	4/10

RECORD AS A STARTER

PLAYER	GAMES	RECORD	PCT
Looney	80	53-27	.663
Curry	64	45-19	.703
Wiggins	73	47-26	.644
Green	44	33-11	.750
Poole	51	35-16	.686
Payton II	16	7-9	.438
Porter Jr.	15	10-5	.667
Thompson	32	17-15	.531
Toscano-Anderson	7	3-4	.429
Kuminga	12	5-7	.417
Moody	11	8-3	.727
Lee	5	3-2	.600
Chiozza	1	0-1	.000

COACH'S CHALLENGES (17 OVERTURNED, 19 CONFIRMED)

10/19 Q4 4:21 - overturned (result: Lakers turnover)
 10/24 Q4 0:59 - overturned (result: no foul)
 10/30 Q1 3:27 - overturned (result: no foul)
 10/30 Q3 3:27 - overturned (result: no foul)
 11/05 Q3 3:16 - confirmed (result: foul)
 11/08 Q4 7:28 - overturned (result: no foul)
 11/10 Q2 5:54 - overturned (result: def. foul changed to off. foul)
 11/16 Q3 8:13 - confirmed (result: foul)
 11/19 Q4 8:33 - confirmed (result: foul)
 11/26 Q4 1:30 - confirmed (result: foul)
 11/28 Q3 6:50 - overturned (result: corrected to off. foul)
 12/3 Q3 10:19 - confirmed (result: foul)
 12/4 Q4 1:05 - confirmed (result: foul)
 12/11 Q3 8:27 - confirmed (result: foul)
 12/13 Q3 0:14.7 - confirmed (result: foul)
 12/20 Q4 7:22 - overturned (result: no foul)
 1/3 Q4 5:18 - confirmed (result: foul)
 1/6 Q4 3:16 - confirmed (result: foul)
 1/16 Q3 7:03 - confirmed (result: foul)

1/18 Q4 8:29 - confirmed (result: foul)
 1/21 Q3 0:33.6 - confirmed (result: out of bounds)
 1/29 Q3 5:50 - overturned (result: out of bounds)
 2/1 Q4 1:42 - confirmed (result: foul)
 2/3 Q4 3:52 - overturned (result: foul assessed to another player)
 2/9 Q4 4:42 - overturned (result: no foul)
 2/10 Q2 7:08 - overturned (result: no defensive goaltending)
 2/12 Q3 13.3 - overturned (result: off. foul corrected to def. foul)
 2/27 Q2 9:50 - confirmed (result: foul)
 3/3 Q4 10:01 - overturned (result: no foul)
 3/8 Q4 3:32 - confirmed (result: foul)
 3/16 Q4 8:35 - confirmed (result: foul)
 3/20 Q4 8:36 - confirmed (result: foul)
 3/22 Q4 0:13.2 - confirmed (result: foul)
 3/23 Q4 5:35 - confirmed (result: foul)
 3/28 Q2 6:00 - overturned (result: foul assessed to another player)
 3/30 Q3 7:36 - overturned (result: no foul)
 4/3 Q2 3:41 - confirmed (result: foul)
 4/9 Q2 7:00 - overturned (result: no foul)

WARRIORS 2021-22 ETC. STATISTICS

WARRIORS TRIPLE-DOUBLES IN 2020-21

(2-1 regular season)

PLAYER	DATE/OPP	W/L	PTS, REB, AST
Stephen Curry	10/19 at LAL	W	45 pts, 10 reb, 10 ast
Draymond Green	12/20 vs. SAC	W	16 pts, 11 reb, 10 ast
Stephen Curry	1/11 at MEM	L	27 pts, 10 reb, 10 ast

* denotes career-high

WARRIORS OPPONENT TRIPLE-DOUBLES IN 2020-21

(0-2 regular season)

PLAYER	DATE/OPP	W/L	PTS, REB, AST
Giannis Antetokounmpo	1/13 at MIL	L	30 pts, 12 reb, 11 ast
Nikola Jokic	3/7 at DEN	L	32 pts, 15 reb, 13 ast

WARRIORS 2021-22 DUNKS

PLAYER	DUNKS
--------	-------

Kevon Looney	83
Jonathan Kuminga	73
Gary Payton II	54
Andrew Wiggins	46
Juan Toscano-Anderson	22
Draymond Green	21
Andre Iguodala	17
Jordan Poole	16
Moses Moody	11
Otto Porter Jr.	11
Nemanja Bjelica	9
Klay Thompson	5
Damion Lee	2
Quinnjary Weatherspoon	1
TOTALS	371

Season high: 11, 12/18 at TOR

WARRIORS 2021-22 EJECTIONS (2)

Player	Date	Time, Quarter (official)
Draymond Green	3/20	6:50, 3rd (Kogut)
Steve Kerr	3/28	12:00, 3rd (Nansel)

The Warriors had 3 player ejections in 2020-21

WARRIORS 2021-22 FLAGRANT FOULS (6)

Player	Date	Time, Quarter
Nemanja Bjelica	10/19	7:13, 4th F1
Kevon Looney	11/30	11:22, 3rd F1
Jonathan Kuminga	1/31	10:06, 4th F1
Jonathan Kuminga	2/16	5:39, 2nd F1
Klay Thompson	3/20	8:36, 4th, F1
Draymond Green	3/27	10:44, 3rd, F1

WARRIORS 2021-22 GAMES MISSED

NOT DUE TO INJURY/ILLNESS

PLAYER	GAMES	REASON	DATE(S)	RECORD
Stephen Curry	1	rest	12/18	0-1
Damion Lee	3	personal	11/26-11/30	2-1

WARRIORS 2021-22 TECHNICALS (39)

TECHNICALS	PLAYER	DATE
14	Draymond Green	11/3 vs. CHA 11/14 at CHA 11/28 at LAC 12/8 vs. POR 12/13 at IND 12/23 vs. MEM 12/25 at PHX 1/5 at DAL 3/16 vs. BOS 3/20 vs. SAS (2x) 3/27 at WAS 3/30 vs. PHX 4/3 at SAC
7	Jordan Poole	11/3 vs. CHA 11/5 vs. NOP 11/24 vs. PHI 1/14 at CHI 4/2 vs. UTA 4/3 at SAC 4/7 vs. LAL
2	Juan Toscano-Anderson	11/8 vs. ATL 11/28 at LAC
2	Jonathan Kuminga	1/20 vs. IND 2/27 vs. DAL
1	Stephen Curry	11/28 at LAC
1	Andre Iguodala	1/1 at UTA* 1/16 at MIN
1	Gary Payton II	1/20 vs. IND
1	Andrew Wiggins	2/16 vs. DEN
10	Steve Kerr	12/13 at IND 12/18 at TOR 1/1 at UTA 1/6 at NOP 1/13 at MIL 1/16 at MIN 2/10 vs. NYK 3/5 at LAL 3/28 at MEM (2x)

The Warriors had 36 technicals in 2020-21

[†] = ejected from game

[‡] = rescinded by the league

WARRIORS 2021-22 PLAYER GAMES MISSED



(TOTAL OF 307 GAMES MISSED BY 13 PLAYERS)

PLAYER	GAMES.....	INJURY/ILLNESS.....	DATES	RECORD
Nemanja Bjelica (5-2)	6	bilateral back spasms	1/29-2/9	5-1
	1	right quadriceps contusion	3/1	0-1
	1	illness	3/16	0-1
Stephen Curry (8-10)	1	left hip contusion	11/19	1-0
	1	rest	12/18	0-1
	1	left quadriceps contusion	1/6	0-1
	1	right hand soreness	1/16	0-1
	1	left toe soreness	2/1	1-0
	1	left hand soreness	3/7	0-1
	12	left foot sprain	3/20-4/10	6-6
Draymond Green (19-17)	1	right thigh contusion	11/19	1-0
	1	right hip tightness	12/18	0-1
	2	health and safety protocols	12/28, 1/1	1-1
	1	left hip soreness	1/6	0-1
	29	left L5-S1 disc injury recovery	1/11-3/12	16-13
Andre Iguodala (33-18)	1	left hip soreness	10/24	1-0
	12	left hip injury management	11/7, 11/18, 1/18, 1/21-2/1, 4/10	12-0
	15	right knee soreness	11/19-12/13, 12/23, 12/25, 1/3, 1/5	12-3
	1	right knee injury management	12/18	0-1
Damion Lee (8-2)	1	right shoulder contusion	10/30	1-0
	2	left hip soreness	11/10, 11/12	2-0
	3	personal reasons	11/26-11/30	2-1
	4	health and safety protocols	12/23, 12/25, 12/28, 1/1	3-1
Jonathan Kuminga (4-2)	5	right patellar tendon strain	10/19-10/28	4-1
	1	bilateral knee soreness	1/11	0-1
Moses Moody (1-2)	2	health and safety protocols	12/25, 12/28	1-1
	1	right shoulder soreness	3/20	0-1
Jordan Poole	6	health and safety protocols	12/17-12/28	4-2
Otto Porter Jr. (12-7)	11	left foot injury management	11/8, 11/19, 12/4, 12/14, 12/18, 1/5, 1/20, 1/31, 2/1, 2/10, 4/10	6-5
	1	low back tightness	2/3	1-0
	4	illness	3/7, 3/8, 3/10, 3/12	3-1
	3	low back injury management	3/23, 3/28, 4/3	2-1
Gary Payton II (6-5)	1	right general hernia injury	11/21	1-0
	2	low back spasms	1/14, 1/16	1-1
	8	left knee soreness	3/5-3/20	4-4
Klay Thompson (36-14)	46	right Achilles tendon injury recovery	10/19-1/6, 1/14, 1/21, 2/1, 2/9, 3/7, 3/23, 3/28, 4/3, 4/9	35-12
	1	left knee soreness	1/23	1-0
	2	illness	2/27, 3/1	0-2
Juan Toscano-Anderson	1	left ankle soreness	1/6	0-1
Quinnndary Weatherspoon	2	left ankle soreness	3/28, 4/2	1-1
Andrew Wiggins (6-3)	2	left knee soreness	12/18, 2/1	1-1
	3	health and safety protocols	12/20, 12/23, 12/25	3-0
	1	left foot soreness	3/7	0-1
	2	illness	3/14, 3/16	1-1
	1	bilateral low back tightness	4/10	1-0
James Wiseman	78	right knee injury recovery	10/19-3/8, 3/20-4/10	50-28

TOTAL PLAYER GAMES MISSED: 307 (three games - personal reasons, Lee; one game - rest, Curry)

TOTAL PLAYER GAMES MISSED DUE TO INJURY/ILLNESS: 303

The Warriors had 265 player games missed due to injury/illness in 2020-21; 266 players games missed (Curry - one game rest)

WARRIORS 2021-22 STATS - HOME/ROAD

2021-22 HOME GAME STATISTICS (31-10)

PLAYER	G-GS	MIN	FG-FGA	PCT	3FG-FGA	PCT	FT-FTA	PCT	OFF	DEF	TOT	AST	PF-DQ	STL	TO	BLK	PTS	AVG	HI
Curry	37-37	1278	311-700	.444	164-435	.377	154-167	.922	22	152	174	243	76-0	48	116	12	940	25.4	50
Thompson	18-18	538	150-338	.444	70-177	.395	25-28	.893	10	63	73	52	33-0	6	23	7	395	21.9	38
Poole	38-25	1125	239-513	.466	107-282	.379	115-126	.913	16	108	124	148	106-1	34	84	11	700	18.4	38
Wiggins	37-37	1183	244-518	.471	87-205	.424	77-112	.688	53	125	178	79	76-1	38	51	26	652	17.6	35
Porter	34-7	775	102-224	.455	50-128	.391	24-28	.857	47	139	186	43	43-0	34	21	20	278	8.2	16
Payton	35-5	623	117-196	.597	18-64	.281	20-30	.667	35	84	119	35	63-1	49	21	12	272	7.8	22
Green	26-24	731	73-139	.525	6-29	.207	40-61	.656	24	184	208	189	72-0	36	75	33	192	7.4	16
Kuminga	33-6	484	88-172	.512	19-56	.339	41-61	.672	23	88	111	25	63-1	13	30	8	236	7.2	22
Lee	28-1	497	74-155	.477	33-81	.407	15-17	.882	10	66	76	24	38-0	16	18	3	196	7.0	18
Bjelica	38-0	605	89-188	.473	29-75	.387	25-40	.625	41	125	166	82	72-0	26	46	15	232	6.1	13
Looney	41-41	858	100-172	.581	0-1	.000	36-67	.537	102	199	301	81	115-1	26	38	28	236	5.8	13
Toscano-Anderson	37-1	471	60-118	.508	11-42	.262	26-44	.591	15	78	93	58	50-0	23	30	9	157	4.2	17
Iguodala	15-0	320	20-59	.339	5-32	.156	7-10	.700	9	44	53	66	13-0	17	20	12	52	3.5	10
Moody	23-3	226	21-56	.375	10-38	.263	6-7	.857	6	29	35	8	17-0	3	4	1	58	2.5	10
Chiozza	15-0	145	10-33	.303	7-23	.304	1-1	1.000	2	10	12	20	9-0	6	12	0	28	1.9	11
Dowtin	3-0	10	2-4	.500	0-0	---	0-0	---	0	2	2	0	1-0	0	0	0	4	1.3	4
Weatherspoon	5-0	22	2-6	.333	0-2	.000	1-1	1.000	1	6	7	2	4-0	0	0	0	5	1.0	3
TEAM	41	9890	1702-3591	.474	616-1670	.369	613-800	.766	416	1502	1918	1155	851-5	375	612	197	4633	113.0	130
OPPONENTS	41	9890	1507-3571	.422	474-1449	.327	740-965	.767	417	1356	1773	897	701-3	339	612	149	4228	103.1	121

2021-22 ROAD GAME STATISTICS (22-19)

PLAYER	G-GS	MIN	FG-FGA	PCT	3FG-FGA	PCT	FT-FTA	PCT	OFF	DEF	TOT	AST	PF-DQ	STL	TO	BLK	PTS	AVG	HI
Curry	27-27	933	224-524	.427	121-315	.384	121-131	.924	12	149	161	161	54-1	37	90	11	690	25.6	40
Poole	38-26	1158	235-545	.431	104-298	.349	131-140	.936	18	118	136	156	100-0	26	103	12	705	18.6	32
Thompson	14-14	403	96-235	.409	44-119	.370	21-23	.913	5	47	52	36	21-0	10	20	10	257	18.4	41
Wiggins	36-36	1147	231-501	.461	70-194	.361	72-123	.585	32	115	147	82	82-0	38	60	26	604	16.8	28
Kuminga	37-6	700	148-288	.514	31-93	.333	89-129	.690	31	92	123	39	83-1	18	44	14	416	11.2	26
Porter	29-8	620	91-192	.474	30-88	.341	25-33	.758	39	137	176	51	40-0	34	16	9	237	8.2	20
Lee	35-4	759	95-228	.417	30-106	.283	51-58	.879	17	110	127	39	57-0	23	20	3	271	7.7	22
Green	20-20	598	62-118	.525	10-25	.400	20-30	.667	21	107	128	131	64-1	25	64	16	154	7.7	15
Payton	36-11	625	95-148	.642	25-56	.446	15-28	.536	37	91	128	29	68-0	47	19	10	230	6.4	14
Looney	41-39	874	108-192	.563	0-0	---	39-58	.672	106	189	295	84	100-1	24	29	24	255	6.2	14
Bjelica	33-0	537	71-154	.461	25-74	.338	34-41	.829	21	107	128	77	56-0	15	41	11	201	6.1	19
Moody	29-8	381	59-127	.465	30-72	.417	22-29	.759	11	34	45	15	26-0	4	9	9	170	5.9	30
Iguodala	16-0	283	26-62	.419	12-42	.286	8-10	.800	12	35	47	48	21-0	10	8	10	72	4.5	12
Weatherspoon	6-0	52	10-15	.667	1-3	.333	4-4	1.000	1	6	7	3	11-0	1	3	1	25	4.2	11
Toscano-Anderson	36-5	523	55-117	.470	17-45	.378	14-26	.538	13	70	83	69	65-0	25	38	8	141	3.9	11
Chiozza	19-1	227	14-48	.292	10-30	.333	1-2	.500	7	17	24	45	23-0	7	20	0	39	2.1	9
Dowtin	1-0	18	1-2	.500	0-1	.000	0-0	---	1	4	5	3	1-0	0	1	1	2	2.0	2
TEAM	41	9840	1621-3496	.464	560-1561	.359	667-865	.771	384	1428	1812	1068	872-4	344	609	175	4469	109.0	138
OPPONENTS	41	9840	1604-3527	.455	526-1499	.351	686-915	.750	375	1349	1724	978	773-0	310	577	168	4420	107.8	131

WARRIORS 2021-22 STATS - WINS/LOSSES



2021-22 WINS GAME STATISTICS (53-0)

PLAYER	G-GS	MIN	FG-FGA	PCT	3FG-FGA	PCT	FT-FTA	PCT	OFF	DEF	TOT	AST	PF-DQ	STL	TO	BLK	PTS	AVG	HI
Curry	45-45	1536	385-840	.458	214-530	.404	190-205	.927	24	209	233	297	96-1	68	143	20	1174	26.1	50
Thompson	17-17	493	151-312	.484	73-163	.448	32-35	.914	8	61	69	48	28-0	8	20	10	407	23.9	41
Poole	49-35	1477	309-677	.456	135-368	.367	154-167	.922	25	148	173	208	140-1	38	120	17	907	18.5	33
Wiggins	47-47	1486	321-658	.488	115-272	.423	102-154	.662	49	157	206	103	100-0	48	69	34	859	18.3	35
Kuminga	44-5	663	144-269	.535	30-85	.353	66-93	.710	34	110	144	39	91-2	18	39	13	384	8.7	25
Porter	41-10	902	132-277	.477	58-150	.387	27-36	.750	54	169	223	63	50-0	46	22	21	349	8.5	20
Green	34-33	983	110-201	.547	15-43	.349	43-70	.614	34	221	255	256	100-1	44	99	36	278	8.2	16
Lee	41-3	785	114-241	.473	44-115	.383	45-50	.900	15	107	122	42	51-0	21	24	5	317	7.7	22
Payton	47-7	816	143-234	.611	34-83	.410	26-42	.619	45	107	152	40	86-1	64	20	16	346	7.4	22
Bjelica	48-0	777	117-233	.502	44-107	.411	46-64	.719	45	164	209	114	88-0	33	58	19	324	6.8	19
Looney	53-53	1119	133-234	.568	0-0	---	43-66	.652	140	261	401	96	135-2	34	42	34	309	5.8	14
Iguodala	20-0	380	37-88	.420	14-54	.259	11-12	.917	12	53	65	87	14-0	22	13	13	99	5.0	12
Toscano-Anderson	51-2	676	74-154	.481	16-54	.296	29-41	.707	19	102	121	90	74-0	34	48	15	193	3.8	17
Moody	35-8	365	39-101	.386	21-63	.333	14-16	.875	8	40	48	15	31-0	4	7	6	113	3.2	20
Chiozza	21-0	210	15-51	.294	12-33	.364	1-1	1.000	5	12	17	29	19-0	8	13	0	43	2.0	11
Weatherspoon	8-0	41	6-12	.500	0-3	.000	2-2	1.000	1	6	7	3	8-0	1	3	1	14	1.8	6
Dowtin	3-0	10	2-4	.500	0-0	---	0-0	---	0	2	2	0	1-0	0	0	0	4	1.3	4
TEAM	53	12720	2232-4586	.487	825-2123	.389831-1054	.788	518	1929	2447	1530	1112-8	491	774	260	6120	115.5	138	
OPPONENTS	53	12720	1916-4552	.421	613-1894	.324929-1226	.758	519	1668	2187	1135	947-3	403	784	183	5374	101.4	120	

2021-22 LOSSES GAME STATISTICS (0-29)

PLAYER	G-GS	MIN	FG-FGA	PCT	3FG-FGA	PCT	FT-FTA	PCT	OFF	DEF	TOT	AST	PF-DQ	STL	TO	BLK	PTS	AVG	HI
Curry	19-19	675	150-384	.391	71-220	.323	85-93	.914	10	92	102	107	34-0	17	63	3	456	24.0	39
Poole	27-16	806	165-381	.433	76-212	.358	92-99	.929	9	78	87	96	66-0	22	67	6	498	18.4	38
Thompson	15-15	447	95-261	.364	41-133	.308	14-16	.875	7	49	56	40	26-0	8	23	7	245	16.3	37
Wiggins	26-26	844	154-361	.427	42-127	.331	47-81	.580	36	83	119	58	58-1	28	42	18	397	15.3	28
Kuminga	26-7	521	92-191	.482	20-64	.313	64-97	.660	20	70	90	25	55-0	13	35	9	268	10.3	26
Porter	22-5	494	61-139	.439	22-66	.333	22-25	.880	32	107	139	31	33-0	22	15	8	166	7.5	16
Lee	22-2	471	55-142	.387	19-72	.264	21-25	.840	12	69	81	21	44-0	18	14	1	150	6.8	15
Moody	17-3	243	41-82	.500	19-47	.404	14-20	.700	9	23	32	8	12-0	3	6	4	115	6.8	30
Payton	24-9	432	69-110	.627	9-37	.243	9-16	.563	27	68	95	24	45-0	32	20	6	156	6.5	14
Looney	29-27	613	75-130	.577	0-1	.000	32-59	.542	68	127	195	69	80-0	16	25	18	182	6.3	13
Green	12-11	346	25-56	.446	1-11	.091	17-21	.810	11	70	81	64	36-0	17	40	13	68	5.7	11
Weatherspoon	3-0	32	6-9	.667	1-2	.500	3-3	1.000	1	6	7	2	7-0	0	0	0	16	5.3	11
Toscano-Anderson	22-4	318	41-81	.506	12-33	.364	11-29	.379	9	46	55	37	41-0	14	20	2	105	4.8	13
Bjelica	23-0	365	43-109	.394	10-42	.238	13-17	.765	17	68	85	45	40-0	8	29	7	109	4.7	10
Iguodala	11-0	222	9-33	.273	3-20	.150	4-8	.500	9	26	35	27	20-0	5	15	9	25	2.3	6
Dowtin	1-0	18	1-2	.500	0-1	.000	0-0	---	1	4	5	3	1-0	0	1	1	2	2.0	2
Chiozza	13-1	162	9-30	.300	5-20	.250	1-2	.500	4	15	19	36	13-0	5	19	0	24	1.8	6
TEAM	29	7010	1091-2501	.436	351-1108	.317	449-611	.735	282	1001	1283	693	611-1	228	447	112	2982	102.8	124
OPPONENTS	29	7010	1195-2546	.469	387-1054	.367	497-654	.760	273	1037	1310	740	527-0	246	405	134	3274	112.9	131

WARRIORS 2021-22 STATS - BEFORE/AFTER ALL-STAR

2021-22 BEFORE ALL-STAR WEEKEND STATISTICS (42-17)

PLAYER	G-GS	MIN	FG-FGA	PCT	3FG-FGA	PCT	FT-FTA	PCT	OFF	DEF	TOT	AST	PF-DQ	STL	TO	BLK	PTS	AVG	HI
Curry	54-54	1881	452-1058	.427	251-663	.379	238-259	.919	31	255	286	342	114-1	74	175	21	1393	25.8	50
Wiggins	54-54	1713	361-751	.481	122-295	.414	113-171	.661	55	174	229	116	102-0	54	79	38	957	17.7	35
Thompson	16-16	404	99-237	.418	46-123	.374	29-31	.935	6	54	60	49	24-0	10	22	7	273	17.1	33
Poole	53-35	1529	295-673	.438	124-367	.338	153-166	.922	24	141	165	184	137-1	43	123	16	867	16.4	33
Porter	48-13	1034	152-321	.474	70-179	.391	28-37	.757	50	201	251	73	65-0	52	23	23	402	8.4	20
Kuminga	47-7	680	137-268	.511	28-87	.322	72-110	.655	28	104	132	33	88-1	18	43	11	374	8.0	26
Green	34-34	1018	108-201	.537	12-42	.286	40-67	.597	38	219	257	250	94-0	47	106	41	268	7.9	16
Lee	47-3	955	135-299	.452	57-154	.370	40-47	.851	19	128	147	44	67-0	31	30	5	367	7.8	21
Payton	56-10	928	159-257	.619	34-94	.362	29-50	.580	54	142	196	44	91-1	78	29	18	381	6.8	22
Looney	59-59	1263	154-281	.548	0-1	.000	65-103	.631	160	286	446	103	161-2	36	55	43	373	6.3	14
Bjelica	53-0	813	120-265	.453	41-121	.339	45-66	.682	45	164	209	100	88-0	31	59	17	326	6.2	15
Toscano-Anderson	56-5	812	99-202	.490	22-73	.301	34-57	.596	26	122	148	105	87-0	39	60	15	254	4.5	17
Iguodala	26-0	518	40-102	.392	14-61	.230	13-16	.813	19	67	86	99	25-0	22	23	21	107	4.1	12
Moody	34-4	322	38-101	.376	19-62	.306	14-17	.824	8	38	46	11	24-0	3	7	6	109	3.2	20
Weatherspoon	5-0	33	6-10	.600	0-1	.000	2-2	1.000	1	5	6	2	7-0	1	3	1	14	2.8	6
Chiozza	26-1	279	19-65	.292	16-43	.372	1-1	1.000	8	22	30	47	24-0	9	22	0	55	2.1	11
Dowtin	4-0	28	3-6	.500	0-1	.000	0-0	---	1	6	7	3	2-0	0	1	1	6	1.5	4
TEAM	59	14210	2377-5097	.466	856-2367	.362916-1200	.763	573	2128	2701	1605	1200-6	548	897	284	6526	110.6	138	
OPPONENTS	59	14210	2213-5111	.433	713-2132	.334979-1308	.748	581	1947	2528	1326	1048-3	472	889	241	6118	103.7	121	

2021-22 AFTER ALL-STAR WEEKEND STATISTICS (11-12)

PLAYER	G-GS	MIN	FG-FGA	PCT	3FG-FGA	PCT	FT-FTA	PCT	OFF	DEF	TOT	AST	PF-DQ	STL	TO	BLK	PTS	AVG	HI
Curry	10-10	330	83-166	.500	34-87	.391	37-39	.949	3	46	49	62	16-0	11	31	2	237	23.7	47
Thompson	16-16	537	147-336	.438	68-173	.393	17-20	.850	9	56	65	39	30-0	6	21	10	379	23.7	41
Poole	23-16	755	179-385	.465	87-213	.408	93-100	.930	10	85	95	120	69-0	17	64	7	538	23.4	38
Wiggins	19-19	617	114-268	.425	35-104	.337	36-64	.563	30	66	96	45	56-1	22	32	14	299	15.7	25
Kuminga	23-5	505	99-192	.516	22-62	.355	58-80	.725	26	76	102	31	58-1	13	31	11	278	12.1	22
Payton	15-6	319	53-87	.609	9-26	.346	6-8	.750	18	33	51	20	40-0	18	11	4	121	8.1	14
Porter	15-2	361	41-95	.432	10-37	.270	21-24	.875	36	75	111	21	18-0	16	14	6	113	7.5	16
Moody	18-7	285	42-82	.512	21-48	.438	14-19	.737	9	25	34	12	19-0	4	6	4	119	6.6	30
Green	12-10	311	27-56	.482	4-12	.333	20-24	.833	7	72	79	70	42-1	14	33	8	78	6.5	12
Lee	16-2	302	34-84	.405	6-33	.182	26-28	.929	8	48	56	19	28-0	8	8	1	100	6.3	22
Bjelica	18-0	330	40-77	.519	13-28	.464	14-15	.933	17	68	85	59	40-0	10	28	9	107	5.9	19
Looney	23-21	469	54-83	.651	0-0	---	10-22	.455	48	102	150	62	54-0	14	12	9	118	5.1	13
Iguodala	5-0	84	6-19	.316	3-13	.231	2-4	.500	2	12	14	15	9-0	5	5	1	17	3.4	6
Weatherspoon	6-0	40	6-11	.545	1-4	.250	3-3	1.000	1	7	8	3	8-0	0	0	0	16	2.7	11
Toscano-Anderson	17-1	182	16-33	.485	6-14	.429	6-13	.462	2	26	28	22	28-0	9	8	2	44	2.6	8
Chiozza	8-0	93	5-16	.313	1-10	.100	1-2	.500	1	5	6	18	8-0	4	10	0	12	1.5	6
TEAM	23	5520	946-1990	.475	320-864	.370	364-465	.783	227	802	1029	618	523-3	171	324	88	2576	112.0	132
OPPONENTS	23	5520	898-1987	.452	287-816	.352	447-572	.781	211	758	969	549	426-0	177	300	76	2530	110.0	131

WARRIORS 2021-22 STATS - MONTH



OCTOBER 2021 GAME STATISTICS (5-1)

PLAYER	G-GS	MIN	FG-FGA	PCT	3FG-FGA	PCT	FT-FTA	PCT	OFF	DEF	TOT	AST	PF-DQ	STL	TO	BLK	PTS	AVG	HI
Curry	6-6	209	54-128	.422	31-80	.388	33-34	.971	4	41	45	39	8-0	9	24	3	172	28.7	45
Wiggins	6-6	181	38-83	.458	12-30	.400	9-13	.692	9	18	27	10	7-0	7	8	3	97	16.2	21
Lee	5-0	140	24-52	.462	12-26	.462	11-12	.917	1	14	15	5	9-0	0	2	0	71	14.2	20
Poole	6-6	167	35-86	.407	9-37	.243	5-6	.833	2	14	16	24	15-0	7	18	3	84	14.0	22
Green	6-6	193	23-39	.590	3-5	.600	7-19	.368	7	45	52	42	16-0	8	18	7	56	9.3	14
Porter	6-0	108	14-28	.500	7-16	.438	3-4	.750	4	21	25	8	11-0	5	5	3	38	6.3	10
Looney	6-6	96	15-25	.600	0-0	---	7-10	.700	13	21	34	4	14-0	2	3	6	37	6.2	8
Bjelica	6-0	94	14-30	.467	2-7	.286	5-6	.833	8	26	34	11	7-0	3	5	2	35	5.8	15
Iguodala	5-0	109	8-20	.400	3-12	.250	2-4	.500	4	23	27	12	5-0	3	3	4	21	4.2	12
Toscano-Anderson	6-0	74	7-16	.438	4-10	.400	3-4	.750	2	7	9	11	7-0	3	3	1	21	3.5	6
Chiozza	2-0	21	2-8	.250	2-6	.333	0-0	---	1	2	3	2	2-0	2	1	0	6	3.0	6
Kuminga	1-0	6	1-4	.250	1-3	.333	0-0	---	0	0	0	0	2-0	1	2	0	3	3.0	3
Payton	6-0	37	6-9	.667	4-4	1.000	0-0	---	2	2	4	2	4-0	2	4	0	16	2.7	10
Moody	4-0	31	3-10	.300	1-5	.200	1-2	.500	0	5	5	2	2-0	0	0	0	8	2.0	6
TEAM	6	1465	244-538	.454	91-241	.378	86-114	.754	57	239	296	172	109-0	52	99	32	665	110.8	121
OPPONENTS	6	1465	233-543	.429	76-249	.305	76-105	.724	45	224	269	129	106-0	48	92	28	618	103.0	114

NOVEMBER 2021 GAME STATISTICS (13-2)

PLAYER	G-GS	MIN	FG-FGA	PCT	3FG-FGA	PCT	FT-FTA	PCT	OFF	DEF	TOT	AST	PF-DQ	STL	TO	BLK	PTS	AVG	HI
Curry	14-14	476	129-277	.466	77-182	.423	49-53	.925	7	61	68	93	28-0	27	40	8	384	27.4	50
Poole	15-15	472	105-221	.475	51-136	.375	44-48	.917	4	46	50	46	45-0	16	34	2	305	20.3	33
Wiggins	15-15	457	108-215	.502	27-75	.360	50-68	.735	15	52	67	24	26-0	11	28	9	293	19.5	35
Porter	13-0	248	37-79	.468	26-60	.433	9-12	.750	12	53	65	14	12-0	13	8	4	109	8.4	18
Payton	14-1	245	45-67	.672	5-21	.238	17-27	.630	19	41	60	14	30-1	27	4	2	112	8.0	17
Green	14-14	409	42-79	.532	3-14	.214	20-26	.769	18	89	107	111	38-0	14	45	11	107	7.6	12
Lee	10-0	176	25-60	.417	7-28	.250	6-9	.667	4	24	28	13	11-0	3	8	2	63	6.3	15
Bjelica	15-0	207	32-72	.444	16-43	.372	14-18	.778	11	38	49	22	18-0	12	19	4	94	6.3	14
Looney	15-15	289	32-64	.500	0-0	---	13-26	.500	40	64	104	19	35-0	10	12	10	77	5.1	12
Toscano-Anderson	14-1	233	27-51	.529	4-17	.235	8-9	.889	7	35	42	31	21-0	11	19	7	66	4.7	13
Iguodala	7-0	141	10-23	.435	2-11	.182	2-2	1.000	4	11	15	33	7-0	6	6	6	24	3.4	8
Kuminga	13-0	95	15-35	.429	1-11	.091	8-13	.615	7	16	23	5	15-0	3	6	2	39	3.0	9
Chiozza	8-0	88	8-21	.381	6-15	.400	1-1	1.000	4	6	10	13	12-0	3	7	0	23	2.9	11
Moody	11-0	57	7-17	.412	1-10	.100	0-0	---	1	5	6	1	2-0	0	1	2	15	1.4	5
Dowditt	2-0	6	0-1	.000	0-0	---	0-0	---	0	2	2	0	1-0	0	0	0	0	0.0	0
TEAM	15	3600	622-1282	.485	226-623	.363	241-312	.772	153	543	696	439	301-1	156	245	69	1711	114.1	127
OPPONENTS	15	3600	538-1281	.420	180-541	.333	237-326	.727	152	455	607	325	274-1	133	249	50	1493	99.5	113

DECEMBER 2021 GAME STATISTICS (9-4)

PLAYER	G-GS	MIN	FG-FGA	PCT	3FG-FGA	PCT	FT-FTA	PCT	OFF	DEF	TOT	AST	PF-DQ	STL	TO	BLK	PTS	AVG	HI
Curry	12-12	426	103-255	.404	64-171	.374	61-68	.897	9	47	56	56	28-1	14	45	5	331	27.6	46
Wiggins	9-9	296	64-133	.481	29-55	.527	16-25	.640	15	30	45	19	21-0	7	12	7	173	19.2	28
Poole	7-7	221	33-84	.393	14-46	.304	31-34	.912	2	28	30	26	21-1	6	17	1	111	15.9	23
Payton	13-3	242	50-81	.617	15-32	.469	6-11	.545	16	32	48	9	18-0	11	9	6	121	9.3	22
Green	11-11	348	40-74	.541	5-19	.263	13-22	.591	11	76	87	80	33-0	22	36	18	98	8.9	16
Porter	10-2	245	31-73	.425	13-40	.325	3-3	1.000	9	42	51	13	17-0	7	4	8	78	7.8	19
Lee	10-2	206	28-64	.438	11-32	.344	10-10	1.000	3	31	34	6	20-0	8	5	1	77	7.7	18
Bjelica	13-0	215	37-81	.457	16-37	.432	10-20	.500	12	40	52	24	30-0	6	12	5	100	7.7	14
Kuminga	10-2	124	27-48	.563	7-17	.412	14-26	.538	1	13	14	2	7-0	4	8	0	75	7.5	26
Looney	13-13	268	37-65	.569	0-1	.000	13-19	.684	26	51	77	24	40-0	3	8	11	87	6.7	14
Weatherspoon	1-0	14	3-3	1.000	0-0	---	0-0	---	0	1	1	0	4-0	1	1	1	6	6.0	6
Toscano-Anderson	13-2	245	31-61	.508	3-16	.188	11-24	.458	12	35	47	32	24-0	10	18	4	76	5.8	17
Iguodala	5-0	97	9-25	.360	4-20	.200	5-6	.833	4	12	16	21	2-0	3	4	2	27	5.4	12
Dowditt	2-0	22	3-5	.600	0-1	.000	0-0	---	1	4	5	3	1-0	0	1	1	6	3.0	4
Moody	7-1	55	6-21	.286	2-12	.167	3-5	.600	2	7	9	4	7-0	3	3	2	17	2.4	11
Chiozza	7-1	97	4-21	.190	3-11	.273	0-0	---	3	7	10	16	6-0	3	9	0	11	1.6	3
TEAM	13	3120	506-1094	.463	186-510	.365	196-273	.718	126	456	582	335	279-2	108	201	72	1394	107.2	126
OPPONENTS	13	3120	469-1082	.433	140-424	.330	241-311	.775	119	411	530	273	236-1	111	189	51	1319	101.5	119

WARRIORS 2021-22 STATS - MONTH

JANUARY 2022 GAME STATISTICS (11-6)

PLAYER	G-GS	MIN	FG-FGA	PCT	3FG-FGA	PCT	FT-FTA	PCT	OFF	DEF	TOT	AST	PF-DQ	STL	TO	BLK	PTS	AVG	HI
Curry	15-15	523	109-283	.385	53-161	.329	64-72	.889	10	78	88	109	30-0	19	43	5	335	22.3	40
Wiggins	17-17	556	113-232	.487	39-97	.402	33-55	.600	11	53	64	45	35-0	22	22	13	298	17.5	25
Thompson	10-10	234	58-143	.406	24-73	.329	16-16	1.000	6	27	33	27	12-0	6	17	5	156	15.6	23
Poole	17-5	448	81-187	.433	37-100	.370	46-50	.920	5	31	36	55	41-0	5	36	7	245	14.4	32
Porter	14-9	340	59-114	.518	21-50	.420	9-14	.643	18	69	87	35	18-0	23	6	7	148	10.6	20
Kuminga	15-2	244	47-103	.456	11-31	.355	30-42	.714	13	47	60	11	34-0	6	15	4	135	9.0	25
Payton	15-5	282	50-81	.617	7-26	.269	4-8	.500	15	51	66	14	30-0	23	7	6	111	7.4	14
Looney	17-17	423	45-83	.542	0-0	---	20-26	.769	63	106	169	36	50-2	14	25	11	110	6.5	13
Lee	15-0	274	36-71	.507	14-34	.412	10-12	.833	8	38	46	12	20-0	11	12	1	96	6.4	12
Bjelica	15-0	240	32-71	.451	6-30	.200	15-18	.833	11	53	64	33	25-0	10	21	6	85	5.7	10
Moody	6-1	71	9-21	.429	4-12	.333	8-8	1.000	1	10	11	2	6-0	0	0	1	30	5.0	11
Iguodala	8-0	166	12-33	.364	4-17	.235	4-4	1.000	7	19	26	31	10-0	9	10	9	32	4.0	12
Toscano-Anderson	16-1	187	23-49	.469	6-20	.300	12-20	.600	4	34	38	17	29-0	12	15	3	64	4.0	10
Green	3-3	68	3-9	.333	1-4	.250	0-0	---	2	9	11	17	7-0	3	7	5	7	2.3	5
Weatherspoon	2-0	2	1-1	1.000	0-0	---	0-0	---	0	0	0	0	1-0	0	0	0	2	1.0	2
Chiozza	8-0	46	2-8	.250	2-6	.333	0-0	---	0	4	4	11	2-0	0	4	0	6	0.8	3
TEAM	17	4105	680-1489	.457	229-661	.346	271-345	.786	174	629	803	455	350-2	163	250	83	1860	109.4	138
OPPONENTS	17	4105	636-1509	.421	208-634	.328	298-390	.764	180	591	771	389	291-1	130	244	78	1778	104.6	121

FEBRUARY 2022 GAME STATISTICS (5-5)

PLAYER	G-GS	MIN	FG-FGA	PCT	3FG-FGA	PCT	FT-FTA	PCT	OFF	DEF	TOT	AST	PF-DQ	STL	TO	BLK	PTS	AVG	HI
Curry	9-9	312	73-151	.483	31-86	.360	39-42	.929	2	36	38	69	23-0	8	27	1	216	24.0	35
Thompson	7-7	195	47-105	.448	26-57	.456	15-17	.882	1	31	32	24	12-0	4	5	2	135	19.3	33
Kuminga	10-3	256	53-92	.576	10-30	.333	32-43	.744	8	39	47	16	38-1	7	19	8	148	14.8	19
Poole	10-2	265	46-112	.411	15-58	.259	34-35	.971	12	29	41	40	19-0	10	21	3	141	14.1	31
Wiggins	9-9	283	49-117	.419	19-52	.365	7-17	.412	7	24	31	21	22-1	11	9	7	124	13.8	19
Chiozza	1-0	27	3-7	.429	3-5	.600	0-0	---	0	3	3	5	2-0	1	1	0	9	9.0	9
Lee	9-1	194	27-63	.429	14-37	.378	4-5	.800	3	26	29	11	9-0	12	4	1	72	8.0	21
Looney	10-10	229	34-55	.618	0-0	---	12-25	.480	23	55	78	26	25-0	10	8	6	80	8.0	13
Porter	7-2	131	17-37	.459	4-17	.235	8-8	1.000	12	23	35	7	7-0	5	2	2	46	6.6	10
Moody	8-3	144	16-42	.381	13-31	.419	5-6	.833	8	14	22	2	8-0	0	3	1	50	6.3	20
Payton	10-3	168	18-37	.486	6-18	.333	2-4	.500	3	17	20	9	18-0	20	6	4	44	4.4	13
Bjelica	6-0	82	10-19	.526	2-6	.333	1-4	.250	4	11	15	16	10-0	1	4	2	23	3.8	6
Toscano-Anderson	9-1	91	13-29	.448	6-13	.462	0-0	---	1	15	16	17	11-0	4	6	0	32	3.6	11
Iguodala	1-0	6	1-1	1.000	1-1	1.000	0-0	---	0	2	2	2	1-0	1	0	0	3	3.0	3
Weatherspoon	2-0	17	2-6	.333	0-1	.000	2-2	1.000	1	4	5	2	2-0	0	2	0	6	3.0	6
TEAM	10	2400	409-873	.468	150-412	.364	161-208	.774	85	329	414	267	207-2	94	125	37	1129	112.9	132
OPPONENTS	10	2400	407-853	.477	131-353	.371	167-225	.742	97	330	427	242	188-0	60	151	45	1112	111.2	120



MARCH 2022 GAME STATISTICS (5-11)

PLAYER	G-GS	MIN	FG-FGA	PCT	3FG-FGA	PCT	FT-FTA	PCT	OFF	DEF	TOT	AST	PF-DQ	STL	TO	BLK	PTS	AVG	HI
Poole	16-11	543	139-281	.495	67-151	.444	62-69	.899	5	57	62	79	48-0	15	41	3	407	25.4	38
Curry	8-8	265	67-130	.515	29-70	.414	29-29	1.000	2	38	40	38	13-0	8	27	1	192	24.0	47
Thompson	12-12	408	99-246	.402	43-125	.344	10-12	.833	7	41	48	29	23-0	6	16	10	251	20.9	38
Wiggins	13-13	426	76-188	.404	19-67	.284	26-43	.605	25	53	78	33	35-0	15	26	10	197	15.2	23
Kuminga	16-5	366	72-145	.497	13-48	.271	36-52	.692	21	51	72	22	37-1	5	20	6	193	12.1	22
Porter	10-2	239	28-64	.438	6-24	.250	16-18	.889	25	52	77	15	15-0	12	10	4	78	7.8	16
Payton	8-3	167	27-41	.659	4-11	.364	4-6	.667	12	17	29	8	21-0	6	8	2	62	7.8	14
Moody	13-5	224	35-67	.522	16-37	.432	11-15	.733	5	20	25	10	16-0	4	6	4	97	7.5	30
Lee	10-1	190	18-49	.367	4-24	.167	20-22	.909	5	32	37	11	22-0	4	5	0	60	6.0	22
Looney	16-14	358	37-59	.627	0-0	---	10-19	.526	37	77	114	48	45-0	9	9	8	84	5.3	13
Green	7-5	171	9-25	.360	1-8	.125	14-17	.824	6	38	44	37	22-0	9	19	3	33	4.7	8
Iguodala	2-0	32	3-6	.500	2-5	.400	1-2	.500	2	4	6	3	6-0	2	3	0	9	4.5	6
Bjelica	11-0	206	18-41	.439	6-14	.429	7-8	.875	7	43	50	34	30-0	5	19	5	49	4.5	9
Weatherspoon	4-0	35	6-10	.600	1-3	.333	3-3	1.000	1	7	8	2	8-0	0	0	0	16	4.0	11
Toscano-Anderson	12-1	118	9-21	.429	3-8	.375	6-13	.462	2	16	18	14	15-0	6	3	1	27	2.3	8
Chiozza	8-0	93	5-16	.313	1-10	.100	1-2	.500	1	5	6	18	8-0	4	10	0	12	1.5	6
TEAM	16	3840	648-1389	.467	215-605	.355	256-330	.776	163	551	714	401	364-1	110	229	57	1767	110.4	126
OPPONENTS	16	3840	648-1398	.464	210-565	.372	312-400	.780	151	535	686	422	293-0	131	195	55	1818	113.6	131

APRIL 2022 GAME STATISTICS (5-0)

PLAYER	G-GS	MIN	FG-FGA	PCT	3FG-FGA	PCT	FT-FTA	PCT	OFF	DEF	TOT	AST	PF-DQ	STL	TO	BLK	PTS	AVG	HI
Thompson	3-3	104	42-79	.532	21-41	.512	5-6	.833	1	11	12	8	7-0	0	5	0	110	36.7	41
Poole	5-5	167	35-87	.402	18-52	.346	24-24	1.000	4	21	25	34	17-0	1	20	4	112	22.4	31
Wiggins	4-4	131	27-51	.529	12-23	.522	8-14	.571	3	10	13	9	12-0	3	6	3	74	18.5	25
Kuminga	5-0	94	21-33	.636	7-9	.778	10-14	.714	4	14	18	8	13-0	5	4	2	59	11.8	18
Bjelica	5-0	98	17-28	.607	6-12	.500	7-7	1.000	9	21	30	19	8-0	4	7	2	47	9.4	19
Green	5-5	140	18-31	.581	3-4	.750	6-7	.857	1	34	35	33	20-1	5	14	5	45	9.0	12
Payton	5-1	107	16-28	.571	2-8	.250	2-2	1.000	5	15	20	8	10-0	7	2	2	36	7.2	10
Lee	4-1	77	11-24	.458	1-6	.167	5-5	1.000	3	11	14	5	4-0	1	2	1	28	7.0	11
Porter	3-0	85	7-21	.333	3-9	.333	1-2	.500	6	16	22	2	3-0	3	2	1	18	6.0	10
Toscano-Anderson	3-0	46	5-8	.625	2-3	.667	0-0	---	0	6	6	5	8-0	2	4	1	12	4.0	8
Moody	3-1	24	4-5	.800	3-3	1.000	0-0	---	0	2	2	2	2-0	0	0	0	11	3.7	5
Looney	5-5	69	8-13	.615	0-0	---	0-0	---	6	14	20	8	6-0	2	2	0	16	3.2	6
Iguodala	3-0	53	3-13	.231	1-8	.125	1-2	.500	0	8	8	12	3-0	3	2	1	8	2.7	5
Weatherspoon	2-0	6	0-1	.000	0-1	.000	0-0	---	0	0	0	1	0-0	0	0	0	0	0.0	0
TEAM	5	1200	214-422	.507	79-179	.441	69-83	.831	42	183	225	154	113-1	36	72	22	576	115.2	128
OPPONENTS	5	1200	180-432	.417	55-182	.302	95-123	.772	48	159	207	95	86-0	36	69	10	510	102.0	112

SEVEN-TIME CHAMPS

The Warriors captured their seventh NBA championship in franchise history and fourth in the last eight years with a 4-2 series win over Boston. Golden State has now won NBA titles in 1947, 1956, 1975, 2015, 2017, 2018 and 2022, the third-most in NBA history trailing only the Boston Celtics and Los Angeles Lakers (17 championships each). The Warriors are the first Bay Area professional sports franchise to win four championships in an eight-year span, and just the third NBA team - Celtics (four times), Lakers (three times) and Bulls (once) - and the 15th major sports organization (NBA, NFL, MLB, NHL) to win four titles in an eight-year stretch.

MOST NBA CHAMPIONSHIPS, NBA HISTORY

- 17 Boston Celtics
- 17 Los Angeles Lakers
- 7 Golden State Warriors**
- 6 Chicago Bulls
- 5 San Antonio Spurs

TEAMS (NBA, NFL, MLB, NHL) THAT HAVE WON FOUR CHAMPIONSHIPS IN EIGHT YEARS

NBA

- 4 times - Boston Celtics
- 3 times - Los Angeles Lakers
- Once - Chicago Bulls, **Golden State Warriors**

NFL

- Twice - Green Bay Packers
- Once - Pittsburgh Steelers, Chicago Bears

MLB

- 8 times - New York Yankees
- Once - Boston Red Sox

NHL

- 8 times - Montreal Canadiens
- 3 times - Toronto Maple Leafs
- Once - Edmonton Oilers, New York Islanders, Detroit Red Wings, Ottawa Senators
- Elias Sports Bureau*

4X CHAMPS CURRY, GREEN, IGUODALA & THOMPSON

Stephen Curry, Klay Thompson, Draymond Green and Andre Iguodala are now among the 40 players that have won at least four NBA championships (2015, 2017, 2018, 2022). A total of 4,710 players have played a game in league history, and the 40 players with four titles make up just 0.8 percent of those to ever play the game. The Warriors quartet become only the second four-player group to combine for four NBA championships in the last 50 years (70th all-time), joining Kareem Abdul-Jabbar, Michael Cooper, Magic Johnson and Kurt Rambis (1982, 1985, 1987, 1988).

CURRY FLURRY IN 2021-22

In the 2021-22 season, Stephen Curry became the league's all-time career leader in 3-pointers made, won his first career All-Star Game MVP, and capped off his 13th NBA season with his fourth NBA championship and his first NBA Finals MVP. According to the Elias Sports Bureau, Curry became the sixth NBA player to win the NBA All-Star Game MVP and NBA Finals MVP in NBA history, joining Michael Jordan (twice), Willis Reed, Shaquille O'Neal, Kobe Bryant and Giannis Antetokounmpo.

ADD FINALS MVP TO THE RESUME

Stephen Curry was named the Bill Russell NBA Finals Most Valuable Player after averaging 31.2 points (career-best in any Finals), 6.0 rebounds, 5.0 assists and 2.00 steals in 37.5 minutes per game in the 2022 NBA Finals vs. Boston. Curry became the sixth player in NBA history with four NBA titles, two regular season MVPs and an NBA Finals MVP, joining Kareem Abdul-Jabbar, Michael Jordan, LeBron James, Magic Johnson and Tim Duncan. Curry became the first player in NBA history to average at least 30 points, five rebounds, five assists and five 3-pointers per game in a Finals since the introduction of the 3-point shot in 1979-80. Additionally, his 31 3-pointers were the most in a six-game series in the NBA Finals, surpassing his previous record of 25 in 2015. It was one shy of his record in any Finals series (32 in 2016). Curry became the first player in NBA history to make at least 150 career 3-pointers in the Finals (now has 152 career Finals threes).

43 IN THE FINALS

In Game 4 at Boston on June 10, Stephen Curry scored 43 points in a series-tying win, his third-highest scoring total in a playoff game in his career. In Warriors playoff franchise history, Curry ranks third for the most 40-point games, trailing only Wilt Chamberlain (10) and Rick Barry (eight). There are only three Warriors to ever score at least 40 points in a Finals game - Barry (three times), Curry (twice), Kevin Durant (once).

CURRY'S HIGHEST SCORING PLAYOFF GAMES

PTS	OPPONENT	ROUND	GAME	DATE	W/L
47	vs. Toronto	NBA Finals	3	6/5/19	L
44	at San Antonio	Semifinals	1	5/6/13	L
43	at Boston	NBA Finals	4	6/10/22	W
40	at New Orleans	First Round	3	4/23/15	W
40	at Houston	Conf. Finals	3	5/23/15	W
40	at Portland	Semifinals	4	5/19/16	W
40	vs. San Antonio	Conf. Finals	1	5/14/17	W



PLAYOFF ROAD WARRIORS

The Warriors have won at least one road game in each of the last 27 playoff series, an NBA record streak that began with a road victory in Denver in the First Round of the 2013 NBA Playoffs (131-117 on April 23, 2013). The streak has coincided with the tenures of Stephen Curry, Draymond Green and Klay Thompson. According to the Elias Sports Bureau, Green (27), Thompson (27) and Curry (26) are the only players to win at least one road game in every playoff series they've played in (minimum 20). Curry missed the 2018 First Round series vs. San Antonio.

ROAD PLAYOFF WINS IN EACH SERIES SINCE 2013

YEAR	OPPONENTS
2022	Denver, Memphis, Dallas, Boston
2019	L.A. Clippers, Houston, Portland, Toronto
2018	San Antonio, New Orleans, Houston, Cleveland
2017	Portland, Utah, San Antonio, Cleveland
2016	Houston, Portland, Oklahoma City, Cleveland
2015	New Orleans, Memphis, Houston, Cleveland
2014	L.A. Clippers
2013	Denver, San Antonio

MOST CONSECUTIVE PLAYOFF SERIES WITH A ROAD WIN, NBA HISTORY

27	Golden State Warriors	2012-13 – present (active)
21	Miami Heat	2010-11 – 2019-20
13	Chicago Bulls	1990-91 - 1993-94
13	Cleveland Cavaliers	2009-10 - 2016-17
13	San Antonio Spurs	2012-13 - 2016-17

Elias Sports Bureau

PLAYOFF WIGGINS

In his third season with the Warriors, Andrew Wiggins made his first All-Star appearance and won his first NBA championship, becoming the 24th player in NBA history to make his first All-Star appearance and win the NBA title in the same season. Starting in all 22 playoff games, Wiggins averaged 16.5 points (fourth-highest on team), 7.5 rebounds (second-highest on team), 1.8 assists, 1.00 steals, team-leading 1.05 blocks in 34.9 minutes per game. He recorded six double-doubles in the 2022 Playoffs, including back-to-back double-doubles for the first time in the postseason. In Game 4 at Boston, Wiggins had 17 points and 16 rebounds - the most rebounds he's grabbed in any game, regular season or playoffs. The last Warriors player with those numbers in a Finals game was Nate Thurmond, with 17 points and 28 rebounds on April 23, 1967 at Philadelphia.

FINALS 3-POINT KING

Stephen Curry made 31 3-pointers in the 2022 NBA Finals, second-most 3-pointers in a single Finals series, trailing only his NBA-record 32 in 2016. Curry holds four of the Top six 3-point totals for a single Finals series.

MOST 3-POINTERS MADE IN A SINGLE FINALS SERIES

3PM	PLAYER	YEAR	GAMES
32	Stephen Curry	2016	7
31	Stephen Curry	2022	6
27	Danny Green	2013	7
25	Stephen Curry	2015	6
24	Klay Thompson	2019	5
23	Stephen Curry	2019	6

CURRY'S RECORD 3-POINT STREAKS

On June 13 vs. Boston, NBA Finals Game 5, Stephen Curry missed all nine of his 3-point attempts, ending two of his NBA-record streaks - 132 consecutive playoff games and 233 combined regular season and playoff games. The last time he did not make a 3-pointer was on November 8, 2018 vs. Milwaukee when he missed all four of his 3-point attempts. Curry still holds the active regular season record with 189 consecutive regular season games with at least one 3-pointer made.

3-POINT STREAKS, NBA PLAYOFFS

STREAK	PLAYER	DATES
132	Stephen Curry	4/20/13 -- 6/10/22
54	Klay Thompson	6/04/27 -- 5/7/22
44	Reggie Miller	5/13/95 -- 4/29/00
*37	Paul George	4/14/19 -- 6/30/21
37	Michael Finley	5/9/02 -- 5/11/05

3-POINT STREAKS, NBA REGULAR SEASON & PLAYOFFS

STREAK	PLAYER	DATES
Reg. and postseason combined (including Play-In)		
233	Stephen Curry	12/1/18 -- 6/10/22
196	Stephen Curry	11/13/14 -- 11/3/16
101	Jordan Clarkson	1/29/20 -- 5/16/21
89	Dennis Scott	5/12/95 -- 4/4/96
89	Dana Barros	12/23/94 -- 1/10/96

Elias Sports Bureau

WARRIORS 2021-22 NOTES

BOUNCING BACK AFTER A PLAYOFF LOSS

The Warriors had a 6-0 record following a loss in the 2022 NBA Playoffs, best in the league (Boston had a 7-1 record). Following a playoff loss, the Warriors own a 24-8 record (.750) since 2015, tied for the highest with the Lakers, according to the Elias Sports Bureau.

HIGHEST WINNING PERCENTAGE FOLLOWING A PLAYOFF LOSS SINCE 2015

TEAM	WON	LOST	PCT
Golden State	24	8	.750
L.A. Lakers	6	2	.750
Cleveland	13	10	.565
Miami	13	11	.542
Milwaukee	15	13	.536

Elias Sports Bureau

HIGHEST WINNING PERCENTAGE FOLLOWING A PLAYOFF LOSS, NBA HISTORY (MIN. 10 GAMES)

TEAM	WON	LOST	PCT
Boston	165	94	.637
Philadelphia	108	73	.597
Golden State	81	55	.596
L.A. Lakers	152	108	.585
Houston	76	56	.576

Elias Sports Bureau

PLAYOFF VETERANS

Draymond Green, Klay Thompson, Stephen Curry and Andre Iguodala occupy the top four spots on the Warriors' all-time postseason games played list, joined by Shaun Livingston in the top five. Prior to Golden State's franchise-record seven consecutive playoff berths from 2013-19, Jeff Mullins (77 games played) occupied the top spot. Curry is the team's all-time leader in postseason scoring while Green leads the franchise in playoff assists, rebounds, blocks and steals. Green and Thompson (.703) have the highest playoff win percentage in NBA history, with Curry ranked third (.694).

PLAYOFF GAMES PLAYED, WARRIORS FRANCHISE HISTORY

RANK	PLAYER	GAMES PLAYED
1	Draymond Green	145
1	Klay Thompson	145
3	Stephen Curry	134
4	Andre Iguodala	111
5	Shaun Livingston	102

HIGHEST PLAYOFF WIN PERCENTAGE, NBA HISTORY

Draymond Green	.703	102-43
Klay Thompson	.703	102-43
Stephen Curry	.694	93-41
Ron Harper	.688	77-35
Dennis Rodman	.686	116-53

IRON LOON

Warriors center Kevon Looney played in a combined 104 games - all 82 regular season games and all 22 playoff games for the Warriors - the most by any player in the NBA this season. Looney and Mavericks center Dwight Powell were the only two players this season to appear in at least 100 games. This is the second time in Looney's career that he's played in at least 100 total games, joining Draymond Green as the only Warriors players to ever have multiple 100-game seasons for the Warriors. In franchise history, Looney's 104 games, a career best, are tied with Draymond Green and Klay Thompson for the most games played in a single season in Warriors franchise history.

MOST GAMES PLAYED IN 2021-22 REGULAR SEASON & 2022 PLAYOFFS COMBINED

104	Kevon Looney
100	Dwight Powell
100	Grant Williams
99	Jayson Tatum
98	Dorian Finney-Smith

MOST GAMES PLAYED IN A SEASON (REGULAR SEASON & PLAYOFFS COMBINED) IN WARRIORS FRANCHISE HISTORY

104	Kevon Looney	2021-22
104	Klay Thompson	2015-16
104	Draymond Green	2015-16
103	Harrison Barnes	2014-15
102	Shaun Livingston	2015-16
101	Kevon Looney	2018-19
101	Stephen Curry	2014-15
100	Nick Young	2017-18
100	Draymond Green	2014-15

PLAYOFFS HOME COOKING

The Warriors were 11-1 at home in the 2022 Playoffs, the best home record in the 2022 NBA Playoffs. Prior to the NBA Finals Game 1 loss to the Celtics, the Warriors had won nine consecutive home playoff games, tied for the franchise record set in 2017. This is the 14th time in NBA history a team has won nine consecutive home games in a single postseason, and fell one shy of the all-time record of 10 held by seven teams.

WINNING STREAKS AT HOME, PLAYOFFS (SINGLE PLAYOFF YEAR)

2022	9
2017	9
2018	7
1956	6
1967	6
2016	6



SERIES VICTORIES

The Warriors have won 22 of the last 24 playoff series under Head Coach Steve Kerr. According to the Elias Sports Bureau, it's the highest playoff series winning percentage for a head coach in NBA history. All-time, in franchise history, the Warriors have won 46 playoff series, the fourth-most in league history.

PLAYOFF SERIES HIGHEST WINNING PERCENTAGE IN NBA HISTORY

HEAD COACH	TEAM	SERIES WINS	SERIES LOSES	PCT
Steve Kerr	GS	22	2	.917
Phil Jackson	CHI	28	3	.903
Larry Brown	DET	7	1	.875
Bill Russell	BOS	7	1	.875
K.C. Jones	BOS	16	3	.842

ALL-TIME PLAYOFF SERIES WINS, NBA HISTORY

L.A. Lakers	110	
Boston	85	
Philadelphia	47	
Golden State	46	
San Antonio	45	<i>Elias Sports Bureau</i>

GOING GREEN IN THE PLAYOFFS

Draymond Green is the Warriors franchise playoff career leader in rebounds, assists, steals and blocks, joining three other players to lead a franchise in those categories - LeBron James (Cleveland Cavaliers), Dirk Nowitzki (Dallas Mavericks) and Kevin Garnett (Minnesota Timberwolves), per the Elias Sports Bureau

200 STEALS & 200 BLOCKS IN THE PLAYOFFS

Draymond Green became the fifth player in NBA Playoff history to record at least 200 blocks and 200 steals, joining Julius Erving, Robert Horry, LeBron James and Hakeem Olajuwon.

200 STEALS & 200 BLOCKS IN PLAYOFF CAREER

PLAYER	STEALS	BLOCKS
Julius Erving	235	239
Draymond Green	222	202
Robert Horry	276	225
LeBron James	454	252
Hakeem Olajuwon	245	472

A RETURN TO THE FINALS

The Warriors advanced to the 2022 NBA Finals following a series-clinching Game 5 120-110 win vs. Dallas in the Western Conference Finals on May 26. It's the sixth Finals appearance in the last eight years and franchise's 12th overall, third-most in NBA history behind the Lakers (32) and Celtics (21). The Warriors joined the Boston Celtics, Chicago Bulls and Los Angeles Lakers as the only NBA franchises to appear in six NBA Finals in an eight-year span and became just the 12th franchise among the four-major North American sports (NBA, NFL, MLB, NHL) to accomplish the feat, joining the National Football League's Cleveland Browns, Green Bay Packers and New York Giants; Major League Baseball's New York Yankees; and the National Hockey League's Detroit Red Wings, Edmonton Oilers, Montreal Canadiens and Toronto Maple Leafs.

WARRIORS' 2022 PLAYOFF PATH

ROUND	CONF		PLAYOFF		
	RANK	OPPONENT	RECORD	HOME	ROAD
First Round	6	Denver	4-1	3-0	1-1
Semifinals	2	Memphis	4-2	3-0	1-2
Conf. Finals	4	Dallas	4-1	3-0	1-1
NBA Finals	---	Boston	4-2	2-1	2-1
TOTALS			16-6	11-1	5-5

MOST FINALS APPEARANCES, NBA HISTORY

FRANCHISE	APPEARANCES	CHAMPIONSHIPS
Lakers	32	17
Celtics	21	17
Warriors	12	7
Bulls	6	6

YOUTH IN THE FINALS

Warriors rookies Jonathan Kuminga and Moses Moody made their Finals debuts in Game 1 vs. Boston on June 2 at Chase Center. Kuminga became the third-youngest in NBA history to appear in a Finals game; Moody, who just turned 20, is the fourth-youngest ever.

YOUNGEST TO APPEAR IN A FINALS GAME (ALL PLAYERS UNDER AGE 21)

YEAR	PLAYER	AGE*
2004	Darko Milicic	18-356
2000	Jonathan Bender	19-129
2022	Jonathan Kuminga	19-240
2022	Moses Moody	20-003
1977	Darryl Dawkins	20-131
2020	Tyler Herro	20-254
1980	Magic Johnson	20-264

* first career Finals game only
Elias Sports Bureau

SPLASH BROTHERS 1 & 2 IN CAREER PLAYOFF 3s

Stephen Curry and Klay Thompson rank first and second on the NBA's career playoff threes list, as well as the career NBA Finals threes list. Curry, Thompson and LeBron James are the only players in NBA history to have made at least 400 3-pointers in the playoffs.

MOST 3-POINTERS MADE IN THE PLAYOFFS, NBA HISTORY

561	Stephen Curry
451	Klay Thompson
432	LeBron James

MOST 3-POINTERS MADE IN THE NBA FINALS

152	Stephen Curry
106	Klay Thompson
101	LeBron James

WARRIORS & THE THIRD QUARTER

In the third quarter of the 2022 NBA Finals, the Warriors outscored the Celtics, 182-149 (+33, 30.3 to 24.8 ppg). Golden State outshot Boston, .442 to .398 from the field and .473 to .407 from 3-point range in the third quarter. In Game 2 of the NBA Finals, the Warriors outscored the Celtics, 35-14, in the third quarter. The +21 is the best point-differential in any quarter in the Finals in Warriors franchise history, according to ESPN Stats & Info. In the 2022 NBA Playoffs, the Warriors had the fifth-best point differential in the third quarter at +2.0. During the 2021-22 regular season the Warriors led the NBA in point differential in the third quarter with +2.8 (Boston was second, +2.7). According to the Elias Sports Bureau, since 2015, the Warriors have the highest point differential in the third quarter at +2.7.

THIRD-QUARTER POINT DIFFERENTIAL, NBA PLAYOFFS SINCE 2015

TEAM	GAMES PLAYED	POINTS FOR	POINTS AGAINST	POINT DIFFERENTIAL
Golden State	127	28.1	25.4	+2.7
New Orleans	19	27.8	25.4	+2.4
Philadelphia	50	28.1	26.6	+1.5
Cleveland	81	26.0	24.6	+1.4
Washington	34	27.6	26.4	+1.2

THIRD-QUARTER POINT DIFFERENTIAL, REGULAR SEASON SINCE 2014-15

TEAM	GAMES PLAYED	POINTS FOR	POINTS AGAINST	POINT DIFFERENTIAL
Golden State	629	29.2	26.3	+2.9
Utah	636	26.9	25.6	+1.3
Toronto	636	26.9	25.7	+1.2
Boston	636	27.7	26.6	+1.1
L.A. Clippers	636	27.3	26.3	+1.0

COMEBACKS

The Warriors rallied from double-figure deficits to win seven times in the 2022 NBA Playoffs, including the championship-clinching Game 6 of the NBA Finals. The largest came on May 20 vs. Dallas in Game 2 of the Western Conference Finals when the Warriors overcame a 19-point deficit en route to a 126-117 win. It was the third-largest deficit the Warriors have overcome in a playoff game since 2015. Three Golden State wins in the Semifinals vs. Memphis were rallies from 10-or-more points.

Since 2015, the Warriors have 12 playoff comeback wins after trailing by 15-or-more points. It's the most 15+ playoff comebacks by any team in the last 25 seasons, according to NBA on ESPN.

During the 2021-22 regular season, the Warriors overcame double-figure deficits 14 times to win. The most points they needed to rally from was 21, on April 2 against the Jazz, earning a 111-107 win to clinch a playoff spot.

WARRIORS' 2022 PLAYOFFS DOUBLE-DIGIT COMEBACKS

DEFICIT	RESULT	SCORE	OPPONENT	DATE
19	W	126-117	vs. Dallas (G2)	5/20
13	W	142-112	vs. Memphis (G3)	5/7
13	W	117-116	at Memphis (G1)	5/1
12	W	103-90	at Boston (G6)	6/16
12	W	101-98	vs. Memphis (G4)	5/9
12	W	126-106	vs. Denver (G2)	4/18
10	W	102-98	vs. Denver (G5)	4/27

WARRIORS' BIGGEST PLAYOFF COMEBACK WINS SINCE 2015

LARGEST DEFICIT	OPPONENT	DATE	ROUND	SCORE
25	vs. San Antonio	5/14/17	WCF	113-111
20	at New Orleans	4/23/15	RD1	123-119 OT
19	vs. Dallas	5/20/22	WCF	126-117
18	at Portland	5/18/19	WCF	110-99
17	vs. Portland	5/3/16	SEMI	110-99
17	at Portland	4/22/17	RD1	119-113
17	vs. Houston	5/26/18	WCF	115-86
17	vs. Portland	5/16/19	WCF	114-111
17	at Portland	5/20/19	WCF	119-117 OT

WARRIORS' LARGEST HALFTIME DEFICITS IN HOME PLAYOFF GAMES SINCE 2015

TEAM	YEAR	DEFICIT	RESULT
San Antonio	2017	-20	Won
Portland	2019	-15	Won
Dallas	2022	-14	Won

3-G LINEUP

The Warriors lineup featuring three guards (Stephen Curry, Klay Thompson and Jordan Poole), Draymond Green and Andrew Wiggins was effective in the playoffs, posting a 123.2 offensive rating among lineups used for at least 100 minutes, the highest of any five-player combination, according to NBA.com. The Warriors quintet, which played 104 minutes, had a defensive rating of 109.4, tied for third-best for combinations played at least 100 minutes. In the First Round vs. Denver, this Warriors lineup caused havoc for the Nuggets, outscoring them, 120-97. In Game 5 of the First Round vs. Denver, on April 27, this lineup was used at the start of the game for the first time this season.

GAME 1 HOME WIN STREAK

The Warriors' Game 1 home win streak ended at 13 with a 120-108 decision in Game 1 of the 2022 NBA Finals on June 2, 2022. The streak was tied for the third-longest in NBA history and began with a 104-89 win vs. Cleveland in Game 1 of the 2016 NBA Finals. Since 2015, the Warriors are 21-3 in the first game of a playoff series. The three losses came vs. Boston in the 2022 NBA Finals, at Toronto in the 2019 NBA Finals and vs. Oklahoma City in the 2016 Western Conference Finals. In Game 1's at home since 2015, the Warriors are 19-2 with losses coming in 2016 vs. Oklahoma City and 2022 vs. Boston.

GAME 1 HOME WINNING STREAKS, NBA HISTORY

TEAM	STREAK	DATES
Lakers	20	1982-1988
Bulls	19	1992-2011
Warriors	13	2016-2022
Lakers	13	1954-1968
Nuggets	13	1978-2013
Spurs	13	2012-2017
Celtics	13	1985-1988

POOLE AT THE LINE

Jordan Poole made 24-straight free throws during the playoffs, the seventh-longest in a single postseason in Warriors franchise history (Stephen Curry holds the record of 43 consecutive free throws made without a miss in 2019). Poole made 18-of-18 vs. Dallas in the Western Conference Finals.

LONGEST FREE THROW STREAKS IN PLAYOFFS, WARRIORS FRANCHISE HISTORY

STREAK	PLAYER	YEAR	DATES
43	Stephen Curry	2019	4/13-4/30/19
41	Kevin Durant	2018	5/8-5/26/18
35	Stephen Curry	2017	5/14-6/9/17
34	Kevin Durant	2019	4/18-4/26/19
31	Stephen Curry	2019	5/8-5/18/19
27	Stephen Curry	2013	4/20-5/8/13
24	Jordan Poole	2022	5/13-6/5/22

CURRY'S 21 POINTS & SIX 3-POINTERS IN THE FIRST

Stephen Curry set a new Finals record for the most 3-pointers in any quarter with six 3-pointers in the first quarter of Game 1 vs. Boston on June 2, 2022. The previous record of five was held by Kenny Smith, Ray Allen and Curry (twice). Curry finished with 21 points (7-9 FG, 6-8 3P, 1-2 FT) in the opening quarter of Game 1 of the NBA Finals, the most points scored in any quarter since Michael Jordan tallied 22 points in the fourth quarter in Game 4 vs. Phoenix in 1993.

MOST 3-POINTERS MADE IN A QUARTER IN AN NBA FINALS GAME, NBA HISTORY

3P MADE	QTR	PLAYER	DATE/OPPONENT
6	1	Stephen Curry	6/2/22 vs. Boston
5	3	Kenny Smith	6/7/95 at Orlando
5	2	Ray Allen	6/6/10 at L.A. Lakers
5	4	Stephen Curry	6/9/15 at Cleveland
5	4	Stephen Curry	6/3/18 vs. Cleveland

MOST POINTS BY CURRY IN A QUARTER, PLAYOFF GAME

POINTS	QUARTER	DATE/OPPONENT
23	4	5/10/19 at Houston
22	3	4/28/13 vs. Denver
22	3	5/6/13 at San Antonio
21	1	6/2/22 vs. Boston
20	3	4/21/14 at L.A. Clippers

SPLASH TRIO

Stephen Curry, Klay Thompson and Jordan Poole each scored 20 points in the same game three times in the 2022 NBA Playoffs. During the regular season, the Warriors trio accomplished this feat once, on March 14 vs. Washington.

CURRY, THOMPSON & POOLE SCORE 20-OR-MORE POINTS IN THE SAME GAME, 2022 NBA PLAYOFFS

	W/L	CURRY	THOMPSON	POOLE
4/18 vs. DEN (G2)	W	34	21	29
4/21 at DEN (G3)	W	27	26	27
5/7 vs. MEM (G3)	W	30	21	27

BACK IN THE POSTSEASON

The Warriors finished the regular season with the No. 3 seed in the Western Conference after posting a 53-29 (.695) record, the eighth-most wins in franchise history and tied for the third-best record in the NBA this season. Golden State is making its eighth playoff appearance in the last 10 years and 36th in franchise history. The postseason appearance is the first for the Warriors since 2019, which capped a franchise-record run of seven consecutive playoff berths that included five-straight NBA Finals appearances and three NBA championships (2015, 2017, 2018).

HOW THE WEST WAS WON (AGAIN)

The Warriors were the Western Conference champions for the sixth time in the last eight seasons and for the seventh time in franchise history dating back to the creation of the two NBA conferences in 1970-71. Only the Lakers, with 17 Western Conference titles, have won more than the Warriors.

MOST WESTERN CONFERENCE CHAMPIONSHIPS, ALL-TIME, SINCE 1971

Lakers	19
Warriors	7
Spurs	6
Rockets	4
SuperSonics/Thunder	4

CURRY NAMED INAUGURAL MAGIC JOHNSON WESTERN CONFERENCE FINALS MVP

Warriors guard Stephen Curry was named the inaugural winner of the Magic Johnson Western Conference Finals MVP after averaging a team-leading 23.8 points (.444 FG%, .439 3P%, .840 FT%) and 7.4 assists to go along with 6.6 rebounds per game in five games against the Mavericks.

CONFERENCE SERIES STREAKS

The Warriors defeated the Mavericks, 4-1, in the Western Conference Finals to win their 18th consecutive conference series. The Warriors' current streak began in 2015 with a First Round sweep of New Orleans. According to the Elias Sports Bureau, this streak is the longest for a Western Conference team and is tied for the longest conference series win streak in NBA history with Boston's streak that spanned 1959 to 1967. The last time the Warriors did not win a Western Conference Playoffs series was in 2014 when they fell to the Clippers in the First Round, 4-3.

LONGEST CONFERENCE SERIES WIN STREAK IN NBA HISTORY

TEAM	STREAK	DATES
Warriors	18	2015 to 2022 (active)
Celtics	18	1959 to 1967
Celtics	14	1984 to 1988
Heat	13	2011 to 2016
Lakers	12	1982 to 1986
Cavaliers	12	2015 to 2018

WESTERN CONFERENCE FINALS REGULARS

The Warriors advanced to the Western Conference Finals for the sixth time in the last eight seasons, marking the first time in 30 years a Western Conference team has accomplished the feat (the Los Angeles Lakers made nine Conference Finals appearances in a 10-year span from 1982-91). Golden State is the first team in either conference to make six appearances in an eight-year span since the Detroit Pistons did so in six-straight (2003-08).

WESTERN CONFERENCE FINALS APPEARANCES

23	Los Angeles Lakers
14	San Antonio Spurs
10	Seattle SuperSonics/Oklahoma City Thunder
10	Phoenix Suns
9	Golden State Warriors

PUNISHING IN THE PAINT

The Warriors averaged 49.2 points in the paint in the Western Conference Finals vs. the Mavericks, the third-most for the Warriors in a single playoff series since 2015.

MOST PAINT PPG IN SINGLE PLAYOFF SERIES FOR THE WARRIORS, SINCE 2015

2015 Conference Finals	50.4	Houston
2018 NBA Finals	49.5	Cleveland
2022 Conference Finals	49.2	Dallas
2022 Conference Semifinals	48.7	Memphis

WARRIORS POINTS IN THE PAINT VS. DALLAS, 2022

GAME	DATE	GSW	DAL
1	5/18	44	32
2	5/20	62	30
3	5/22	46	34
4	5/24	44	36
5	5/26	50	32
TOTALS		246	164
AVERAGES		49.2	32.8

PERFECT FROM THE LINE

In Game 5 of the Western Conference Finals vs. Dallas on May 26, the Warriors made all 16 of their free throw attempts, matching a franchise playoff record for highest free throw percentage in a single playoff game. Golden State was 16-of-16 on June 8, 2018 at Cleveland.



FANTASTIC FOURTH

The Warriors shot .789 (15-19 FG) from the field in the fourth quarter of the Western Conference Finals Game 2 vs. Dallas, the highest field goal percentage in a quarter for the Warriors in a playoff game in the last 25 years, according to the Elias Sports Bureau. In this year's playoffs, the Warriors have three of their sixth-highest field goal percentages in a quarter (one in each series so far).

BEST SHOOTING QUARTERS (REGULATION ONLY) FOR THE WARRIORS IN PLAYOFF GAMES, LAST 25 YEARS

FG%	QTR	FGM-A	DATE	OPPONENT
.789	Q4	15-19	5/20/22	vs. Dallas
.765	Q3	13-17	4/28/13	vs. Denver
.765	Q2	13-17	4/20/15	vs. New Orleans
.765	Q2	13-17	4/21/22	at Denver
.737	Q2	14-19	5/22/17	at San Antonio
.737	Q2	14-19	5/7/22	vs. Memphis

7 WARRIORS IN DOUBLE FIGURES

In Games 1 and 4 of the Western Conference Finals vs. Dallas, the Warriors had seven players score 10-or-more points. It marked the sixth and seventh time in Warriors franchise history that seven players each scored at least 10 points in the same game.

7 WARRIORS SCORE 10+ VS. DALLAS, TWICE

5/18/22 vs. Dallas (W)

Curry (21), Wiggins (19), Poole (19), Thompson (15), Green (10), Looney (10), Porter Jr. (10)

5/24/22 at Dallas (L)

Curry (20), Kuminga (17), Poole (14), Wiggins (13), Thompson (12), Green (10), Moody (10)

LOONEY PERFECT FROM THE FIELD

Kevon Looney made all five his field goal attempts in Game 1 of the Western Conference Finals vs. Dallas. It was the third time in his career Looney made all of his field goal attempts in a playoff game, the most of any Warrior in franchise history. Looney was 6-of-6 on April 15, 2019 in Game 2 of the First Round vs. the Clippers and 6-of-6 on May 16, 2019 in Game 2 of the Western Conference Final vs. Portland.

PERFECT FROM THE FIELD IN A PLAYOFF GAME (MIN. 5 FGA), WARRIORS HISTORY

3	Kevon Looney
2	JaVale McGee
2	Bob Warlick
1	five players

LOONEY ON THE BOARDS

Kevon Looney became the ninth Warrior to grab at least 20 rebounds in a playoff game, as he corralled a career-high 22 rebounds in Game 6 of the Western Conference Semifinals. The last Warriors player to record that many rebounds in a playoff game was Larry Smith, who grabbed 23 rebounds on May 12, 1987 at the Lakers in Game 5 of the Semifinals. Looney grabbed 11 rebounds in the first quarter, tying Smith for the most rebounds in a quarter in a playoff game in Warriors franchise history.

70 REBOUNDS, 25 OFFENSIVE

In Game 6 of the Western Conference Semifinals, the Warriors grabbed 70 rebounds, including 25 on the offensive end. The 70 rebounds were the most for the Warriors in a playoff game since March 28, 1969, when San Francisco grabbed 73 rebounds at the Lakers. It is the 10th-most rebounds recorded by the Warriors in a playoff game in the West Coast era (1962-63). The last NBA team to grab that many rebounds in a playoff game was San Antonio with 75 vs. Denver on May 4, 1983. Golden State's 25 offensive boards was the team's most in a playoff game since May 12, 1987 at the Lakers (26).

GLASS CLEANING AGAINST MEMPHIS

In Game 6 of the Western Conference Semifinals, the Warriors had three players grab double-digit rebounds (Kevon Looney 22, Draymond Green 15, Andrew Wiggins 11). The last time the Warriors had three players grab at least 10 rebounds in a playoff game was on May 20, 2019 at Portland (OT), with Green (14), Looney (14) and Stephen Curry (13) each doing so. The last time the Warriors had two players grab at least 15 rebounds in a playoff game was on April 13, 1973 vs. Milwaukee, when Clyde Lee had 19 rebounds and Nate Thurmond had 15.

KUMINGA STARTS

Warriors rookie Jonathan Kuminga made his first career playoff start in Game 3 of the Semifinals series vs. Memphis on May 7, becoming the youngest player to ever start a postseason game since starters were officially tracked in 1970-71, according to the Elias Sports Bureau. Kuminga scored 18 points in his first career playoff start, becoming the fourth teenager to score that many points in a playoff game, joining Kobe Bryant (three times), Tony Parker (three times) and Carmelo Anthony (twice).

YOUNGEST PLAYERS TO START A PLAYOFF GAME, SINCE 1970-71

AGE	PLAYER, TEAM	DATE 1ST START
19 y, 213 d	Jonathan Kuminga, GS	5/7/22
19 y, 304 d	Thaddeus Young, PHI	4/20/08
19 y, 325 d	Carmelo Anthony, DEN	4/18/04
19 y, 338 d	Tony Parker, SA	4/20/02
20 y, 30 d	Myles Turner, IND	4/23/16

WARRIORS 2021-22 NOTES

30-POINT WINS BY EACH TEAM IN A PLAYOFF SERIES

In the Western Conference Semifinals series with Memphis, each team won a game by 30-or-more points. Memphis won by 39 in Game 5 (134-95) and Golden State had a 30-point victory in Game 3 (142-112). This was the fourth time in NBA history there were at least two 30-point wins in the same series (one by each team). The last time it happened the Warriors were also involved. In the 2016 NBA Finals, the Warriors won by 33 points in Game 2 (110-77) and the Cavaliers won Game 3 by 30 points (120-90).

30-POINT WINS, SAME PLAYOFF SERIES, EACH TEAM

2022	Semifinals	Golden State vs. Memphis
2016	Finals	Golden State vs. Cleveland
2008	First Round	Washington vs. Cleveland
1996	Conf. Finals	Seattle vs. Utah

GETTING OFFENSIVE IN GAME 3 AGAINST THE GRIZZ

The Warriors defeated the Grizzlies, 142-112, in Game 3 of the Semifinals, scoring the second-most points in franchise history in a playoff game. The 30-point win for the Warriors represented the team's largest margin of victory in a playoff game since a franchise-playoff-record 41-point win (126-85) vs. Houston on May 20, 2018. It marked the ninth time in Warriors history the team won a playoff game by at least 30 points.

The Warriors shot 63.1 percent from the field (53-84 FG), the second-highest field goal percentage for the Warriors in a playoff game in franchise history, and scored 78 points in the second half, tying the franchise playoff record for most points in a half.

MOST POINTS SCORED IN A PLAYOFF GAME, WARRIORS FRANCHISE HISTORY

143	San Francisco vs. St. Louis	April 1, 1967
142	Golden State vs. Memphis	May 7, 2022
138	Golden State at Detroit	April 14, 1977
136	Golden State vs. San Antonio	May 16, 2017

HIGHEST FIELD GOAL SHOOTING PERCENTAGE IN A PLAYOFF GAME, WARRIORS FRANCHISE HISTORY

.646	Golden State at Denver	April 26, 2013
.631	Golden State vs. Memphis	May 7, 2022
.579	Golden State vs. Phoenix	May 4, 1994
.573	Golden State vs. Cleveland	June 3, 2018

MOST POINTS SCORED IN A HALF, PLAYOFF GAME IN WARRIORS FRANCHISE HISTORY

PTS	HALF	GAME	DATE
78	2	Golden State vs. Memphis	5/7/22
78	2	San Francisco vs. St. Louis	4/1/67
76	1	Golden State vs. New Orleans	4/28/18
75	2	Golden State at Detroit	1/14/77

FILLING IN

Assistant coach Mike Brown filled in for Steve Kerr (health and safety protocols) as acting head coach in the last three games of the Western Conference Semifinals Overall, Brown has led the Warriors to a 13-1 overall record in playoff games (11-0 in 2017, 2-1 in 2022). Brown guided the Warriors to an 11-0 record during the 2017 NBA Playoffs (First Round Game 3 at Portland to Game 1 of the NBA Finals). Taking over for Kerr in Game 4 of the Semifinals vs. Memphis, he led the Warriors to a 2-1 record and a series-clinching 110-96 win over the Grizzlies in Game 6 on May 13. Brown was recently named head coach of the Sacramento Kings on May 9, 2022.

30-SOMETHING FOR STEPH & KLAY

Stephen Curry (33 points) and Klay Thompson (32) each scored 30 points in Game 4 at Denver, the 14th time (second in the playoffs) that both Splash Brothers scored at least 30 points in the same game. The Warriors had won 13 consecutive games (regular season and playoffs) when Curry and Thompson each scored 30-or-more points before falling to the Nuggets in Game 4 on April 24.

LONGEST WIN STREAKS WHEN TEAMMATES SCORE 30 REGULAR SEASON & POSTSEASON - LAST 50 YEARS

2001-03	Kobe Bryant & Shaquille O'Neal	19
2014-19	Stephen Curry & Klay Thompson	13
1991-98	Michael Jordan & Scottie Pippen	13

GAMES IN WHICH CURRY & THOMPSON EACH SCORED AT LEAST 30 POINTS - REGULAR SEASON & PLAYOFFS

DATE/OPPONENT	CURRY	THOMPSON	W/L
4/6/14 vs. UTA	31	33	W
11/1/14 vs. LAL	31	41	W
1/4/16 vs. CHA	30	30	W
2/24/16 at MIA	42	33	W
2/27/16 at OKC	46	32	W
3/11/16 vs. POR	34	37	W
3/18/16 at DAL	31	39	W
3/23/16 vs. LAC	33	32	W
3/25/16 vs. DAL	33	40	W
5/28/16 at OKC (Conf. Finals)	31	41	W
11/13/16 vs. PHX	30	30	W
1/17/18 at CHI	30	38	W
1/15/19 at DEN	31	31	W
4/24/22 at DEN (1st Round)	33	32	L

PLAYOFF POOLE

Jordan Poole scored at least 25 points in each of his first three games to become only the second Warrior to score 25-or-more points in their first three career playoff games (Wilt Chamberlain, five-straight). Poole became the 16th player in NBA Playoff history to accomplish the feat.

Poole scored 30 points in his first career playoff game and followed it up with a 29-point performance in Game 2. With 59 points in his first two playoff appearances, Poole tallied the second-most points for a Warrior in their first two playoff games, trailing only Wilt Chamberlain's 63. Poole totaled 10 made 3-pointers in the first two games, the most 3-pointers made in a player's first two playoff games in NBA history.

Poole totaled 86 points in the first three games, the second-most points scored by a Warriors player in their first three playoff appearances, behind only Wilt Chamberlain (116 points). Poole made 13 3-pointers in that span, setting a new NBA Playoff record in the process.

MOST POINTS SCORED BY A WARRIOR IN FIRST THREE CAREER PLAYOFF GAMES

116	Wilt Chamberlain	
86	Jordan Poole	
84	Rick Barry	
78	Stephen Curry	
77	Mitch Richmond	<i>Elias Sports Bureau</i>

MOST 3-POINTERS MADE IN FIRST THREE CAREER PLAYOFF GAMES, NBA HISTORY

13	Jordan Poole	2022	
12	Anthony Edwards	2022	
12	Stephen Curry	2013	
12	Matt Maloney	1997	<i>Elias Sports Bureau</i>

YOUNGEST WARRIORS TO SCORE 30 POINTS IN FIRST CAREER PLAYOFF GAME

YEAR/DAYS	PLAYER	PTS	DATE/OPP
22/301	Jordan Poole	30	4/16/22 vs. Denver
23/203	Wilt Chamberlain	35	3/11/60 vs. Syracuse
23/301	Mitch Richmond	30	4/27/89 at Utah

PLAYOFFS IN THE CITY

Game 1 of the First Round at Chase Center on April 16 marked just the second home playoff game in the city of San Francisco for the Warriors, who previously hosted a postseason game at the University of San Francisco Gym against the St. Louis Hawks on April 1, 1964 (Game 1 of the 1964 Western Division Finals). Since moving to the Bay Area prior to the 1962-63 season, the Warriors had played all other postseason games in either Oakland (Oracle Arena) or Daly City (Cow Palace), per the Elias Sports Bureau.

POOLE PLAYOFF DEBUT

In his first career playoff game, Jordan Poole scored a game-high 30 points (9-13 FG, 5-7 3P, 7-8 FT) in the Warriors' 123-107 win over the Nuggets in Game 1 of the Western Conference First Round. At 22 years old, Poole became the youngest Warrior to score 30 points in his playoff debut, passing Wilt Chamberlain who scored 35 points at 23 years old, according to the Elias Sports Bureau. Additionally, Poole's five 3-pointers set a new record for the most 3-pointers made in a Warriors' first career playoff game, surpassing the previous of four shared by Stephen Curry and Latrell Sprewell.

POINTS SCORED IN DEBUT, GSW HISTORY

35	Wilt Chamberlain	3/11/60 vs. Syracuse
30	Jordan Poole	4/16/22 vs. Denver
30	Mitch Richmond	4/27/89 at Utah

MOST 3-POINTERS MADE BY A WARRIOR IN CAREER PLAYOFF DEBUT

5	Jordan Poole	4/16/22 vs. Denver
4	Latrell Sprewell	4/29/94 at Phoenix
4	Stephen Curry	4/20/13 at Denver

STEPHEN CURRY, SUPER SUB

Stephen Curry, who missed the final 12 regular season games due to a left foot sprain, came off the bench in the first four games of the playoffs. In his career, Curry has been a reserve in six playoff games, averaging 29.7 points (.513 FG%, .387 3P%, .810 FT%) in 29.5 minutes per game. In Game 2 vs. Denver, Curry tallied a game-high 34 points (12-17 FG, 5-10 3P) in 23 minutes off the bench, becoming the first player in the Shot Clock Era to score as many as 30 points in 23 minutes or less in a playoff game, according to the Elias Sports Bureau. The Warriors are 5-1 in playoff games in which Curry has come off the bench.

CURRY'S CAREER PLAYOFF GAMES OFF THE BENCH

DATE	OPP	RD	GM	PTS	FGM-A	3P-A	FTM-A	MIN
5/9/16	at POR	WCS	4	40	16-32	5-16	3-3	37
5/1/18	vs. NOP	WCS	2	28	8-15	5-10	7-7	27
4/16/22	vs. DEN	WC1R	1	16	5-13	3-6	3-3	22
4/18/22	vs. DEN	WC1R	2	34	12-17	5-10	5-7	23
4/21/22	at DEN	WC1R	3	27	9-17	3-9	6-8	31
4/24/22	at DEN	WC1R	4	33	10-23	3-11	10-14	37
TOTALS				178	60-117	24-62	34-42	177
AVERAGES				29.7	.513	.387	.810	29.5

WARRIORS 2021-22 NOTES

ANOTHER 50-WIN SEASON

Golden State won 53 regular season games, tied with Eastern Conference leader Miami for the third-most in the NBA and the eighth-most wins in Warriors franchise history. The Warriors have won 50 regular season games in seven of the last nine seasons and 11 times in franchise history. Since 2014-15, the Warriors have finished a regular season with at least 50 wins six times. Golden State has won at least 50 games in seven-straight 82-game seasons.

50 WINS IN A SINGLE SEASON, WARRIORS HISTORY

73...	2015-16	55...	1991-92
67...	2016-17	53...	2021-22
67...	2014-15	51...	2013-14
59...	1975-76	51...	1971-72
58...	2017-18	50...	1993-94
57...	2018-19		

HOME SWEET HOME

Golden State finished with a 31-10 (.756) record at Chase Center, the 11th time in franchise history with 30-or-more home victories (fifth in the last eight years) and tied for the fifth-most home wins in team history.

WARRIORS' MOST HOME WINS IN A SINGLE SEASON

39...	2014-15	31...	2021-22
39...	2015-16	30...	1977-78
36...	1975-76	30...	1990-91
36...	2016-17	30...	2006-07
31...	1974-75	30...	2018-19
31...	1991-92		

ROAD WARRIORS

Golden State tallied 22 wins away from home, the ninth-most road wins in franchise history. Seven of the top nine road win totals in team history have occurred in the last 10 seasons.

WARRIORS' MOST ROAD WINS IN A SINGLE SEASON

34...	2015-16	24...	2013-14
31...	2016-17	24...	1991-92
29...	2017-18	23...	1975-76
28...	2014-15	22...	2021-22
27...	2018-19		

UNDEFEATED APRIL

Golden State went undefeated in the month of April (5-0), just the second time the Warriors have gone undefeated in a calendar month consisting of at least five games. It marked the first time in Warriors franchise history the Warriors went undefeated in April. The team's first undefeated month (min. five games) came in November 2015 with 16-0 mark, part of an NBA-record 24-0 start to the season.

DEFENSIVE DUBS

According to NBA.com, the Warriors had the second-best defensive rating (106.6), trailing only Boston (106.2). The Warriors finished top 5 in multiple defensive categories.

WARRIORS DEFENSIVE RANKINGS 2021-22

	RANK	NO.
Points allowed	3	105.5
Opponent Field Goal Percentage	2	.438
Opponent 3-point Field Goal Percentage	3	.339
Steals Per Game	4	8.77
Rebounds Per Game	7	45.5

PLUS/MINUS IN THIRD QUARTER, SECOND HALF

The Warriors had the highest plus-minus for any team in the third quarter this season at +2.8, the second-highest of any quarter this season (Memphis had +3.0 in the first quarter). Golden State had the second-highest plus-minus in the second half (+4.1), trailing only Phoenix (+4.4).

11-STRAIGHT AT CHASE

The Warriors went on an 11-game home win streak from Oct. 30 - Dec. 4, their longest in a single season since the winning 36 consecutive home games during the 2015-16 campaign (10/27/15-3/29/16). It marked the 19th time in franchise history that the team had a home winning streak of at least 10 games (fifth since 2014-15), and ties the seventh-longest single-season streak in team history. Golden State won all 11 games by double-digits, matching the longest double-digit home wins streak in team history (Dec. 22, 2014 - Jan. 23, 2015).

WARRIORS ALL-TIME 11-GAME HOME WIN STREAKS, WITHIN A SINGLE SEASON

36	Golden State Warriors	10/27/15 - 3/29/16
19	Golden State Warriors	11/13/14 - 1/25/15
18	Golden State Warriors	1/31/15 - 4/15/15
15	Golden State Warriors	12/13/89 - 2/15/90
12	Golden State Warriors	11/1/75 - 12/23/75
12	San Francisco Warriors	10/22/67 - 12/5/67
11	Golden State Warriors	1/9/89 - 2/27/89
11	Golden State Warriors	10/30/21 - 12/4/21

WARRIORS' 11-GAME HOME WIN STREAK

Oct. 30	Oklahoma City	W, 103-82	+21
Nov. 3	Charlotte	W, 114-92	+22
Nov. 5	New Orleans	W, 126-85	+41
Nov. 7	Houston	W, 120-107	+13
Nov. 8	Atlanta	W, 127-113	+14
Nov. 10	Minnesota	W, 123-110	+13
Nov. 12	Chicago	W, 119-93	+26
Nov. 21	Toronto	W, 119-104	+15
Nov. 24	Philadelphia	W, 116-96	+20
Nov. 26	Portland	W, 118-103	+15
Dec. 3	Phoenix	W, 118-96	+22

COMEBACKS

The Warriors rallied from double-figure deficits to win 14 times this season, including a 21-point deficit against the Jazz on April 2 at Chase Center to clinch a playoff spot. The Warriors had six comebacks of at least 15 points.

WARRIORS' 2021-22 COMEBACKS, 15+ POINTS

DEFICIT	W/L	SCORE	OPPONENT	DATE
21	W	111-107	vs. Utah	4/2
19	W	116-96	vs. Philadelphia	11/24
17	W	124-120	at San Antonio	2/1
15	W	105-103	vs. Houston	1/21
15	W	127-113	vs. Atlanta	11/8
15	W	103-82	at Oklahoma City	10/26

MOST DOUBLE-DIGIT COMEBACKS IN 2021-22

17	Dallas, Phoenix
16	Oklahoma City, Toronto
15	Miami
14	Golden State, L.A. Lakers

A NOVEMBER TO REMEMBER

The Warriors had a 13-2 record (.867) in the month of November, their third best November in franchise history. Golden State began the season with an 18-2 (.900) mark through its first 20 games.

WARRIORS' BEST NOVEMBER RECORDS, WEST COAST ERA

RECORD	PCT	SEASON
16-0	1.000	2015-16
14-1	.933	2016-17
13-2	.867	2021-22
13-2	.867	2014-15
11-3	.785	2018-19
11-3	.785	1967-68

HOLDING OPPONENTS UNDER 50%

The Warriors began the 2021-22 season by holding their first 29 opponents to under 50 percent from the field, the third longest such streak in franchise history since 1955-56 (the first year field goals attempted were fully recorded). Including the last two games of the 2020-21 season, the streak extended to 31 games, tied for the franchise's fifth-longest such streak since 1955-56 and the first of that length since Feb. 16 to Nov. 12, 1965.

WARRIORS STREAKS HOLDING OPPONENT UNDER .500 FG% TO BEGIN A SEASON

72	Philadelphia Warriors	1958-59
38	Philadelphia Warriors	1956-57
29	Golden State Warriors	2021-22
27	Golden State Warriors	1971-72
26	Golden State Warriors	2014-15

STEPHEN CURRY, NBA'S 3-POINT KING

Stephen Curry became the NBA's all-time leader in 3-pointers on December 14, 2021 at New York, surpassing Ray Allen's career mark of 2,973 career threes. Curry made 2,977 3-pointers in 789 games, 511 games fewer than Allen (2,973 threes in 1,300 games). On December 28 vs. Denver, Curry became the first player in NBA history to make 3,000 career threes.

Curry led the league in 3-pointers for a seventh time (no other player has done so more than three times), doing so for the second consecutive season after previously leading the NBA in five-straight campaigns (2012-13 to 2016-17).

LAST 10 SINGLE-SEASON THREE-POINT LEADERS

YEAR	PLAYER	3FG
2021-22	Stephen Curry	285
2020-21	Stephen Curry	337
2019-20	James Harden	299
2018-19	James Harden	378
2017-18	James Harden	265
2016-17	Stephen Curry	324
2015-16	Stephen Curry	402
2014-15	Stephen Curry	286
2013-14	Stephen Curry	261
2012-13	Stephen Curry	272

STEPHEN'S STREAK

Stephen Curry has made at least one 3-pointer in 189 consecutive regular season games, extending his own NBA record that began on Dec. 1, 2018. Curry possesses the two longest 3-point streaks in NBA history.

MOST CONSECUTIVE GAMES WITH A 3-POINTER, NBA HISTORY

STREAK	PLAYER	SEASONS
189	Stephen Curry	2018-21 (active)
157	Stephen Curry	2014-16
127	Kyle Korver	2012-13
99	Jordan Clarkson	2019-21
95	Klay Thompson	2016-17

CURRY STEALS ANOTHER TEAM RECORD

Stephen Curry (1,367) passed Chris Mullin (1,360) as the franchise's all-time steals leader on March 8 vs. the Clippers, becoming one of four players to lead their respective franchise in career games played, points, assists and steals.

FRANCHISE LEADER IN GP, PTS, AST & STL

FRANCHISE	PLAYER
Golden State Warriors	Stephen Curry
Cleveland Cavaliers	LeBron James
Indiana Pacers	Reggie Miller
Memphis Grizzlies	Mike Conley

20K FOR CURRY

On March 10 at Denver, Stephen Curry became the 49th player in NBA history to amass at least 20,000 career points, and just the 23rd to do so with one team. Curry now ranks 47th all-time with 20,064 career points. Curry is just the second player to score his 20,000th career point in a Warriors uniform, joining Kevin Durant, who did so on January 10, 2018 vs. the Clippers.

50 & 10 FOR STEPHEN

Stephen Curry scored a then NBA-season-high 50 points and dished out 10 assists in a 127-113 win over the Hawks on November 8, becoming the third Warriors player in franchise history to record at least 50 points and 10 assists in a game, joining Wilt Chamberlain (51 points, 11 assists) and Rick Barry (51 points, 11 assists).

50-POINT, 10-ASSIST GAMES IN WARRIORS HISTORY

POINTS	ASSISTS	PLAYER	DATE/OPPONENT
50	10	Stephen Curry	11/8/21 vs. ATL
51	11	Rick Barry	2/23/74 vs. PHI
51	11	Wilt Chamberlain	2/13/63 vs. DET OT

FREE THROW LEADERS

For the fourth time in NBA history a pair of teammates finished first and second in free throw percentage as Jordan Poole (.925 FT%) and Stephen Curry (.923) became the first pair of teammates to finish first and second in free throw percentage in 35 years. The duo are the first teammates to lead the league in the category since 1986-87, when Boston's Larry Bird (.910) and Danny Ainge (.897) did so, according to the Elias Sports Bureau.

Poole is just the fourth Warriors player ever to lead the league in free throw percentage and is the youngest in NBA history to do so at 22 years, 295 days, once again edging out Curry (23 years, 30 days in 2010-11).

TEAMMATES FINISHING FIRST & SECOND IN FREE THROW PERCENTAGE, NBA HISTORY

21-22 GSW: Jordan Poole (.925), Steph Curry (.923)
 86-87 BOS: Larry Bird (.910), Danny Ainge (.897)
 79-80 HOU: Rick Barry (.935), Calvin Murphy (.897)
 78-79 HOU: Rick Barry (.947), Calvin Murphy (.928)

GSW SINGLE-SEASON FREE THROW PCT. LEADERS

TIMES	PLAYER	LAST
4	Stephen Curry	2017-18
4	Rick Barry	1977-78
1	Jordan Poole	2021-22
1	Mark Price	1996-97
1	Joe Fulks	1950-51

POOLE MAKING A SPLASH

Jordan Poole, in his third NBA season, continues to improve. Poole finished third on the team in scoring (18.5 ppg) and second in 3-pointers made (211), improving his percentages across the board and increasing his scoring average by 6.5 points per game. Poole hit career-high marks for single-season totals in every statistical category.

POOLE'S CAREER STATS (3 SEASONS)

SEASON	PPG	FG%	3P%	20-PT GAMES	25-PT GAMES	30-PT GAMES
2019-20	8.8	.333	.279	3	0	0
2020-21	12.0	.432	.351	9	4	1
2021-22	18.5	.448	.364	34	17	10

20-POINT POOLE

Jordan Poole scored at least 20 points in 17 consecutive games from March 3 to April 3, a span that saw him average 26.4 points on 49.7% from the field and 45.0% from three-point range. Poole became the 10th player in Warriors history to post a 20-point streak of that length.

At age 22, Poole is the second-youngest Warrior to have a 20-point streak of 15-or-more games, behind only Rick Barry (21 years old), who had streaks of 44 and 24 games. Poole's 20-point streak is the longest in a single season by a Warrior since Stephen Curry had an 18-game streak spanning two seasons (Apr. 23 - Oct. 30, 2021).

WARRIORS WITH A 20-POINT STREAK OF 17 GAMES OR MORE

Paul Arizin	Joe Fulks
Rick Barry	Chris Mullin
Stephen Curry	Jeff Mullins
Wilt Chamberlain	Jordan Poole
Kevin Durant	Mitch Richmond

IRON LOON

Kevon Looney was one of only five players to appear in all 82 games this season—the first 82-game NBA campaign since 2018-19. Since the NBA went to an 82-game regular season schedule in 1967-68, five players is by far the fewest to appear in all 82 games in a season (previous low was 17 players reaching the mark in 2016-17). Looney, who became the first Warrior to play in all 82 games since Harrison Barnes in 2014-15, averaged a career-high 7.3 rebounds per game this season.

NBA GAMES PLAYED LEADERS, 2021-22

GAMES	PLAYER	TEAM
82	Kevon Looney	GSW
82	Deni Avdija	WAS
82	Saddiq Bey	DET
82	Mikal Bridges	PHX
82	Dwight Powell	DAL



TRIP-DUBS FOR CURRY & GREEN

Stephen Curry tallied a pair of triple-doubles (Oct. 19 at the Lakers & Jan. 11 at Memphis) this season while Draymond Green recorded one on Dec. 20 vs. the Kings. Curry moved into the top five on the franchise's all-time triple-doubles list, passing Wilt Chamberlain (eight), while Green further extended his franchise record to 31. Curry's triple-double on Oct. 19 marked just the second triple-double in the team's season opener in franchise history (Andy Phillip in 1952). The Warriors are now 30-1 all-time in regular season games in which Green records a triple-double.

TRIPLE-DOUBLES, GSW FRANCHISE HISTORY

PLAYER	TRIPLE-DOUBLES
Draymond Green	31
Tom Gola	20
Guy Rodgers	17
Andy Phillip	10
Stephen Curry	9

FEWEST GAMES TO REACH 100 3-POINTERS

Stephen Curry made 105 3-pointers in his first 19 games played this season, breaking his own record for the fewest games to reach 100 3-pointers in a season.

FEWEST GAMES TO REACH 100 3FG, NBA HISTORY

GAMES	PLAYER, YEAR, TEAM
19	Stephen Curry, 2021-22 Golden State
20	Stephen Curry, 2015-16 Golden State
20	Stephen Curry, 2018-19 Golden State
21	James Harden, 2019-20 Houston
22	Stephen Curry, 2020-21 Golden State
23	James Harden, 2017-18 Houston

CURRY DOUBLES UP IN CALIFORNIA SWEEP

Stephen Curry recorded three-straight 20-point double-doubles in to begin the season, becoming the first Warrior since Jerry Lucas in 1970-71 to accomplish the feat. Curry opened the season with a triple-double (21/10/10) at the Lakers, joining Andy Phillip (1952) as the only players with season-opening triple-doubles, followed by a 45-point, 10-rebound performance in the home opener against the Clippers (fifth-most points scored in a Warriors home opener). His third-straight double-double came in a win at Sacramento (27 points, 10 assists), helping the Warriors complete a season-opening sweep of California teams.

3-STRAIGHT 20-POINT DOUBLE-DOUBLES TO START SEASON IN WARRIORS HISTORY

PLAYER	SEASON
Stephen Curry	2021-22
Jerry Lucas	1970-71
Wilt Chamberlain	5 times
Neil Johnston	1956-57

WELCOME BACK KLAY

On January 9, 2022 vs. Cleveland, Klay Thompson returned to the lineup for the first time since June 13, 2019 (Game 6 of the 2019 NBA Finals). It had been 941 days since the three-time NBA champion and five-time NBA All-Star had played. During that span, Thompson missed 175 regular season games. Thompson is the only player in NBA history with at least four All-Star nods to miss over 170 consecutive regular season games due to injury before returning to play for the same team. Previously, New York's Bernard King missed 169 games--the last 11 games of the 1984-85 season, all 82 in 1985-86, and the first 76 of the 1986-87 season--before returning for the Knicks.

CURRY NAMED PLAYER OF THE MONTH

Stephen Curry was named Western Conference Player of the Month for games played in October and November. It marked Curry's third-straight Player of the Month award dating back to 2020-21, giving him 10 in his career. The award marked the 14th time a Warrior earned the monthly recognition. During October and November Curry helped guide the Warriors to an NBA-best-tying 18-3 record, averaging 27.8 points to go with 5.7 rebounds, 6.6 assists and 1.80 steals in 34.3 minutes per game.

GSW PLAYER OF THE MONTH AWARD WINNERS

PLAYER	POM AWARDS
Stephen Curry	10
Chris Mullin	2
Kevin Durant	1
Bernard King	1

CURRY EARNS A PAIR OF WEEKLY AWARDS

Stephen Curry earned NBA Player of the Week honors in Week 1 and 4 this season, the 17th and 18th such honors of his career (55th and 56th time a Warriors player has earned the award). In Week 1, Curry helped lead the Warriors to their first 3-0 start since winning an NBA-record 24-straight games to begin the 2015-16 campaign, averaging 31.0 points, 9.0 rebounds, 7.0 assists and 2.33 steals in 36.3 minutes. Curry became first Warrior to open a season with three-straight 20/10 games since Jerry Lucas in 1970-71. Curry earned the Week 4 honor after leading the Warriors to a 3-1 record, averaging an NBA-high 34.8 points, to go along with 5.5 rebounds, 7.8 assists and 2.25 steals in 34.8 minutes per game.

MOST PLAYER OF THE WEEK AWARDS, GSW HISTORY

PLAYER	POW AWARDS
Stephen Curry	18
Tim Hardaway	5
Baron Davis	4
Chris Mullin	4
Klay Thompson	4

WARRIORS 2021-22 NOTES

CURRY, ELDER STATESMAN

The 2021-22 season marked the 13th in the NBA career of Stephen Curry, matching Chris Mullin for the most seasons played for the Warriors franchise. Among active players, Curry trails only Miami's Udonis Haslem for the longest tenure with only one team.

MOST SEASONS WITH THE WARRIORS

13	Chris Mullin	1985-86–1996-97, 2000-01
13	Stephen Curry	2009-10–present
11	Klay Thompson	2011-12–present (incl. 2 yrs. injuries)
11	Al Attles	1960-61–1970-71
11	Nate Thurmond	1963-64–1973-74
10	Draymond Green	2012-13–present
10	Paul Arizin	1950-51–1961-62 (incl. 2 yrs. of military service)
10	Adonal Foyle	1997-98–2006-07
10	Jeff Mullins	1966-67–1975-76

MOST NBA SEASONS WITH ONE TEAM, ACTIVE

19th	Udonis Haslem	Miami
13th	Stephen Curry	Golden State
11th	Klay Thompson	Golden State
10th	Draymond Green	Golden State
10th	Bradley Beal	Washington
10th	Damian Lillard	Portland

TEENAGE STARTERS

On March 23 at Miami, the Warriors started rookies Jonathan Kuminga and Moses Moody, both 19 years old. According to the Elias Sports Bureau, it marked the second time in Warriors history that multiple teenagers started a game for the franchise since 1970-71, the first season starters were officially tracked. The first time came last season on March 4, 2021 at Phoenix, when James Wiseman and Nico Mannion were named starters.

HERE'S JONATHAN

Among the rookie leaders, Warriors forward Jonathan Kuminga ranked second in field goal percentage (.513) and 16th in scoring (9.3 ppg). In games in which he logged at least 20 minutes, Kuminga scored in double figures in 28 of the 30 appearances (eight starts) while averaging 15.9 points (.563 FG%) and 4.9 rebounds in 26.5 minutes per game.

KUMINGA'S TOP SCORING GAMES (20+ POINTS)

DATE	OPP	PTS	REB	FGM-A	3P-A
12/18/21	at TOR	26	1	9-15	4-6
1/14/22	at CHI	25	3	10-12	2-4
3/23/22	at MIA	22	5	9-17	0-3
1/25/22	vs. DAL	22	5	8-9	4-4
3/8/22	at LAC	21	6	7-12	2-3

MOSES MOODY'S CAREER SCORING NIGHT

On March 7 at Denver, Moses Moody scored career-high 30 points to become the 25th Warriors rookie to ever score 30 points in a game, and the first since Eric Paschall did so twice during the 2019-20 season (Nov. 4 and Nov. 17, 2019). He attempted 12 3-pointers, matching a Warriors rookie record set by Jordan Poole on Nov. 13, 2019 at the Lakers. Moody's 22 first-half points were the most by a Warriors rookie since Stephen Curry scored 26 in the second half on April 14, 2010 at Portland.

ANOTHER HISTORIC WARRIORS QUARTER

On October 21 vs. the Clippers, Stephen Curry scored 25 points in the first quarter, making all nine of his field goal attempts, including all five of his 3-point field goal attempts and both free throw attempts. Since 1997-98 (when play-by-play began being recorded), a player scoring at least 25 points, hitting five-or-more 3-pointers while having a perfect shooting effort from the field in a single quarter has been done just three times, all by members of the Warriors.

25 POINTS, 5+ 3-POINTERS, 1.000 FG% IN A SINGLE QUARTER IN NBA HISTORY (SINCE 1997-98)

DATE/OPP	PLAYER	POINTS	3P	FGM-A	QTR
10/21/21 vs. LAC	Stephen Curry	25	5	9-9	1
4/14/21 vs. OKC	Stephen Curry	25	6	8-8	3
1/23/15 vs. SAC	Klay Thompson	37	9	13-13	3

KERR AMONG FASTEST TO 400

Head Coach Steve Kerr earned his 400th career coaching victory on December 17 vs. Boston in his 576th career game, the fifth-fewest games to reach 400 wins in NBA history. Kerr (429 wins) passed Don Nelson (422) for second place on the Warriors' all-time wins list and now trails only Alvin Attles (557) in franchise history. Kerr was named to the 15 Greatest Coaches in NBA History list and was announced as the 2022-24 USA Basketball Men's National Team head coach.

FEWEST GAMES TO 400 WINS, NBA HISTORY

540	Pat Riley
557	Phil Jackson
564	K.C. Jones
572	Billy Cunningham
576	Steve Kerr
611	Gregg Popovich

ALL-TIME WINS, WARRIORS HISTORY

557	Don Nelson
429	Steve Kerr
422	Don Nelson



CURRY & WIGGINS NAMED ALL-STAR STARTERS

Stephen Curry and Andrew Wiggins were both named starters in the 71st NBA All-Star Game. Curry made his eighth All-Star Game appearance, surpassing Rick Barry's franchise record of seven All-Star starts, and trailing only Paul Arizin (10 appearances) for most All-Star selections in Warriors history. Wiggins was named a starter in his first All-Star appearance. The Warriors have had multiple All-Star starters in five of the past eight seasons.

According to the Elias Sports Bureau research, Wiggins is the third first-time All-Star to be named a starter in his eighth season or later (Bob Boozer in his eighth season in 1967-68; Kyle Lowry in his ninth season in 2014-15). He is the 40th different No. 1 overall pick in the modern draft era (since 1966) to make an All-Star team in his career, but the first of those not to make it until his eighth season or later.

MULTIPLE ALL-STAR STARTERS, WARRIORS HISTORY

YEAR	ALL-STAR STARTERS
2022	Stephen Curry & Andrew Wiggins
2019	Stephen Curry & Kevin Durant
2018	Stephen Curry & Kevin Durant
2017	Stephen Curry & Kevin Durant
2015	Stephen Curry & Klay Thompson
1967	Rick Barry & Nate Thurmond
1966	Rick Barry, Guy Rodgers & Nate Thurmond
1956	Paul Arizin & Neil Johnston
1952	Paul Arizin & Andy Phillip
1951	Joe Fulks & Andy Phillip

MOST ALL-STAR SELECTIONS, WARRIORS HISTORY

PLAYER	ALL-STAR
Paul Arizin	10
Stephen Curry	8
Rick Barry	8
Nate Thurmond	7
Wilt Chamberlain	6
Neil Johnston	6

MOST ALL-STAR SELECTIONS AS A STARTER, WARRIORS HISTORY

PLAYER	ALL-STAR
Stephen Curry	8
Rick Barry	7
Paul Arizin	5

GREEN NAMED AS ALL-STAR GAME RESERVE

Draymond Green was named as a reserve in the 2022 NBA All-Star Game, joining teammates Stephen Curry and Andrew Wiggins in the annual showcase, marking the fifth time in seven seasons that the Warriors have had at least three representatives in the All-Star Game.

Green earned his fourth career All-Star selection, with three consecutive All-Star nods from 2016-18.

THREE WARRIORS ALL-STAR, WEST COAST ERA

YEAR	ALL-STAR
2022	Stephen Curry, Draymond Green, Andrew Wiggins
2019	Stephen Curry, Kevin Durant, Klay Thompson
2018	Stephen Curry, Kevin Durant, Draymond Green, Klay Thompson
2017	Stephen Curry, Kevin Durant, Draymond Green, Klay Thompson
2016	Stephen Curry, Draymond Green, Klay Thompson
1976	Rick Barry, Phil Smith, Jamaal Wilkes
1968	Jim King, Rudy LaRusso, Clyde Lee, Nate Thurmond*
1966	Rick Barry, Guy Rodgers, Nate Thurmond
1963	Wilt Chamberlain, Tom Meschery, Guy Rodgers

CURRY NAMED 2022 KIA ALL-STAR GAME MVP

Stephen Curry earned the 2022 Kia NBA All-Star Game Kobe Bryant MVP award after making an All-Star Game record 16 3-pointers en route to a game-high 50 points, the second-highest point total in NBA All-Star Game history, trailing only Anthony Davis' 52 points in 2017.

Curry became the all-time leader in 3-pointers made (47) in NBA All-Star Game history and set records for most points in a quarter (21 in the third quarter) and most 3-pointers made in a quarter (seven in the third quarter) and half (eight, twice, both halves). Curry became the fifth Warrior to earn All-Star Game MVP accolades, joining Kevin Durant (2019), Rick Barry (1967), Wilt Chamberlain (1960) and Paul Arizin (1952).

According to ESPN Stats & Info, Curry is the third-oldest player to win All-Star Game MVP (33-343d) behind only Michael Jordan (34-356d, 1998) and Shaquille O'Neal (36-346d, 2009).

ALL-STAR GAME MVP, WARRIORS HISTORY

YEAR	ALL-STAR
2022	Stephen Curry
2019	Kevin Durant
1967	Rick Barry
1960	Wilt Chamberlain
1952	Paul Arizin

TOSCANO-ANDERSON IN SLAM DUNK CONTEST

Golden State Warriors forward Juan Toscano-Anderson participated in the 2022 AT&T Slam Dunk, becoming just the fourth player in franchise history to participate in the Slam Dunk Contest. Toscano-Anderson joined Harrison Barnes (2014), Jason Richardson (2002-04) and Otis Smith (1988). Richardson won the event in 2002 and 2003. Toscano-Anderson, who played four years at Marquette University from 2011-15, became the fourth player not selected in the NBA Draft to compete in the AT&T Slam Dunk since 2000, joining Chris Andersen, Derrick Jones Jr. and Jamario Moon.

WARRIORS IN SLAM DUNK CONTEST

YEAR	PLAYER
2022	Juan Toscano-Anderson
2014	Harrison Barnes
2004	Jason Richardson
2003	Jason Richardson (won event)
2002	Jason Richardson (won event)
1988	Otis Smith

KUMINGA IN RISING STARS

Warriors rookie forward Jonathan Kuminga was selected to participate in the 2022 Clorox Rising Stars. Kuminga became the fourth Warriors player in the last three seasons to be named to the Rising Stars Roster.

Kuminga, 19, was selected by the Warriors with the seventh overall pick in the 2021 NBA Draft. He is the youngest player in franchise history to score at least 25 points in a game.

WARRIORS RISING STARS SELECTIONS

YEAR	PLAYER
2022	Jonathan Kuminga
2021	Mychal Mulder, James Wiseman
2020	Eric Paschall
2014	Harrison Barnes
2013	Harrison Barnes, Klay Thompson
2011	Stephen Curry
2010	Stephen Curry, Anthony Morrow
2007	Monta Ellis
2004	Mike Dunleavy Jr.
2003	Gilbert Arenas, Troy Murphy, Jason Richardson
2002	Jason Richardson
2001	Marc Jackson
2000	Antawn Jamison
1996	Joe Smith
1995	Clifford Rozier
1994	Chris Webber



CURRY NAMED ALL-NBA SECOND TEAM

Stephen Curry was named to the 2021-22 All-NBA Second Team, marking a franchise-record eighth All-NBA Team honor for Curry (First Team four times, Second Team three times and Third Team once).

WARRIORS ALL-NBA TEAM SELECTIONS (1ST, 2ND, 3RD)

Player	All-NBA Teams
Stephen Curry	8
Rick Barry	6
Neil Johnston	5
Wilt Chamberlain	5
Joe Fuiks	4
Paul Arizin	4
Chris Mullin	4

DRAYMOND NAMED TO ALL-DEFENSIVE 2ND TEAM

Draymond Green was named to the 2021-22 NBA All-Defensive Second Team, his seventh career All-Defensive honor, most in Warriors franchise history.

With Green in the lineup in the 2021-22 regular season, the Warriors had a 34-12 record, holding opponents to a 110.6 scoring average, .429 field goal percentage and .331 3-point percentage. Without Green, the Warriors allowed 111.1 points per game, a .449 shooting percentage from the field and .348 from 3-point range.

MOST CAREER ALL-DEFENSIVE TEAM HONORS, WARRIORS HISTORY

PLAYERS	HONORS
Draymond Green	7
Nate Thurmond	5
Jamaal Wilkes	2

ALL-TIME RECORDS



WILT CHAMBERLAIN'S 100-POINT GAME



On March 2, 1962, Wilt Chamberlain scored 100 points in a 169-147 victory over the New York Knicks in Hershey, Pennsylvania. Chamberlain's 100-point effort, which remains an NBA record, was one of the 105 games in which he scored 50 points or more during his five-plus seasons in a Warriors uniform.

Chamberlain set numerous NBA records with his milestone performance: most points scored in the fourth quarter (31), most points scored in any half (59 points in the second half), most field goals made (36) and attempted (63) in a single game (36), most field goals made (22, second half) and attempted (37) in any half, most field goals attempted in a quarter (21, fourth quarter), most free throws made in a game (28).

His 100th point was punctuated with a slam dunk with 46 seconds left.

NATIONAL BASKETBALL ASSOCIATION

OFFICIAL SCORERS REPORT

FINAL BOX

3/2/1962 Hershey, PA

Officials: Willie Smith, Pete D'Ambrosio

Attendance: 4,124

PHILADELPHIA WARRIORS (169)

PLAYER	POS	FG	FGA	FT	FTA	PTS
Paul Arizin	F	7	18	2	2	16
Tom Meschery	F	7	12	2	2	16
Wilt Chamberlain	C	36	63	28	32	100
Guy Rodgers	G	1	4	9	12	11
Al Attles	G	8	8	1	1	17
York Larese		4	5	1	1	9
Ed Conlin		0	4	0	0	0
Joe Ruklick		0	1	0	2	0
Ted Luckenbill		0	0	0	0	0
TOTALS:		63	115	43	52	169
PERCENTAGES:		54.8%		82.7%		TM REB: 3

NEW YORK KNICKERBOCKERS (147)

PLAYER	POS	FG	FGA	FT	FTA	PTS
Willie Naulls	F	9	22	13	15	31
Johnny Green	F	3	7	0	0	6
Darrall Imhoff	C	3	7	1	1	7
Richie Guerin	G	13	29	13	17	39
Al Butler	G	4	13	0	0	8
Cleveland Buckner		16	26	1	1	33
Dave Budd		6	8	1	1	13
Donnie Butcher		3	6	4	6	10
TOTALS:		57	118	33	41	147
PERCENTAGES:		48.3%		80.5%		TM REB: 4
SCORE BY PERIODS		1	2	3	4	FINAL
WARRIORS		42	37	46	44	169
KNICKS		26	42	38	41	147

WILT CHAMBERLAIN'S STATS BY PERIODS

PERIOD	MIN	FG	FGA	FT	FTA	REB	A	PTS
1	12	7	14	9	9	10	0	23
2	12	7	12	4	5	4	1	18
3	12	10	16	8	8	6	1	28
4	12	12	21	7	10	5	0	31
TOTALS:	48	36	63	28	32	25	2	100

WARRIORS ALL-TIME YEARLY RESULTS



All-Time Totals	Overall: 2879-3060 (.485)	Home: 1686-1113 (.602)	Away: 1128-1817 (.383)	Neutral: 165-130 (.559)
Bay Area Totals	Overall: 2321-2515 (.480)	Home: 1389-978 (.587)	Away: 882-1489 (.372)	Neutral: 50-48 (.510)
Philadelphia Totals	Overall: 558-545 (.506)	Home: 297-135(.688)	Away: 146-328 (.308)	Neutral: 115-82 (.584)

SEASON	HOME	AWAY	NEUTRAL	OVERALL (PCT.)
1946-47 (Phi.)	23-7	12-18	--	35-25 (.583)
1947-48 (Phi.)	14-10	13-11	--	27-21 (.563)
1948-49 (Phi.)	19-10	9-21	0-1	28-32 (.467)
1949-50 (Phi.)	15-15	8-23	3-4	26-42 (.382)
1950-51 (Phi.)	29-3	10-22	1-1	40-26 (.606)
1951-52 (Phi.)	24-7	6-25	3-1	33-33 (.500)
1952-53 (Phi.)	4-13	1-28	7-16	12-57 (.174)
1953-54 (Phi.)	10-9	6-16	13-18	29-43 (.403)
1954-55 (Phi.)	16-5	4-19	13-15	33-39 (.458)
1955-56 (Phi.)	21-7	11-17	13-3	45-27 (.625)
1956-57 (Phi.)	26-5	5-26	6-4	37-35 (.514)
1957-58 (Phi.)	16-12	12-19	9-4	37-35 (.514)
1958-59 (Phi.)	17-9	7-24	8-7	32-40 (.444)
1959-60 (Phi.)	22-6	12-19	15-1	49-26 (.653)
1960-61 (Phi.)	23-6	12-21	11-6	46-33 (.582)
1961-62 (Phi.)	18-11	18-19	13-1	49-31 (.613)
1962-63	13-20	11-25	7-4	31-49 (.388)
1963-64	25-14	21-15	2-3	48-32 (.600)
1964-65	10-26	5-31	2-6	17-63 (.213)
1965-66	12-14	8-19	15-12	35-45 (.438)
1966-67	18-10	11-19	15-8	44-37 (.543)
1967-68	27-14	16-23	0-2	43-39 (.524)
1968-69	22-19	18-21	1-1	41-41 (.500)
1969-70	16-20	14-26	0-6	30-52 (.366)
1970-71	20-18	19-21	2-2	41-41 (.500)
1971-72	27-8	21-20	3-3	51-31 (.622)
1972-73	27-14	18-20	2-1	47-35 (.573)
1973-74	23-18	20-20	1-0	44-38 (.537)
1974-75	31-10	17-24	--	48-34 (.585)
1975-76	36-5	23-18	--	59-23 (.720)
1976-77	29-12	17-24	--	46-36 (.561)
1977-78	30-11	13-28	--	43-39 (.524)
1978-79	23-18	15-26	--	38-44 (.463)
1979-80	15-26	9-32	--	24-58 (.293)
1980-81	26-15	13-28	--	39-43 (.476)
1981-82	28-13	17-24	--	45-37 (.549)
1982-83	21-20	9-32	--	30-52 (.366)
1983-84	27-14	10-31	--	37-45 (.451)
1984-85	17-24	5-36	--	22-60 (.268)
1985-86	24-17	6-35	--	30-52 (.366)
1986-87	25-16	17-24	--	42-40 (.512)
1987-88	16-25	4-37	--	20-62 (.244)
1988-89	29-12	14-27	--	43-39 (.524)

SEASON	HOME	AWAY	NEUTRAL	OVERALL (PCT.)
1989-90	27-14	10-31	--	37-45 (.451)
1990-91	30-11	14-27	--	44-38 (.537)
1991-92	31-10	24-17	--	55-27 (.671)
1992-93	19-22	15-26	--	34-48 (.415)
1993-94	29-12	21-20	--	50-32 (.610)
1994-95	15-26	11-30	--	26-56 (.317)
1995-96	23-18	13-28	--	36-46 (.439)
1996-97	18-23	12-29	--	30-52 (.366)
1997-98	12-29	7-34	--	19-63 (.232)
1998-99	13-12	8-17	--	21-29 (.420)
1999-00	12-29	7-34	--	19-63 (.232)
2000-01	11-30	6-35	--	17-65 (.207)
2001-02	14-27	7-34	--	21-61 (.256)
2002-03	24-17	14-27	--	38-44 (.463)
2003-04	27-14	10-31	--	37-45 (.451)
2004-05	20-21	14-27	--	34-48 (.415)
2005-06	21-20	13-28	--	34-48 (.415)
2006-07	30-11	12-29	--	42-40 (.512)
2007-08	27-14	21-20	--	48-34 (.585)
2008-09	21-20	8-33	--	29-53 (.354)
2009-10	18-23	8-33	--	26-56 (.317)
2010-11	26-15	10-31	--	36-46 (.439)
2011-12	12-21	11-22	--	23-43 (.348)
2012-13	28-13	19-22	--	47-35 (.573)
2013-14	27-14	24-17	--	51-31 (.622)
2014-15	39-2	28-13	--	67-15 (.817)
2015-16	39-2	34-7	--	73-9 (.890)
2016-17	36-5	31-10	--	67-15 (.817)
2017-18	29-12	29-12	--	58-24 (.707)
2018-19	30-11	27-14	--	57-25 (.695)
2019-20	8-26	7-24	--	15-50 (.231)
2020-21	25-11	14-22	--	39-33 (.542)
2021-22	31-10	22-19	--	53-29 (.646)

bold denotes championship won that season

HEAD COACHES YEAR-BY-YEAR

SEASON	HEAD COACH	W-L	PCT.	FINISH	PLAYOFFS
1946-47*	EDWARD GOTTLIEB	35-25	.583	2ND/EASTERN	8-2
1947-48*	Edward Gottlieb	27-21	.563	1st/Eastern	6-7
1948-49*	Edward Gottlieb	28-32	.467	4th/Eastern	0-2
1949-50*	Edward Gottlieb	26-42	.382	4th/Eastern	0-2
1950-51*	Edward Gottlieb	40-26	.606	1st/Eastern	0-2
1951-52*	Edward Gottlieb	33-33	.500	4th/Eastern	1-2
1952-53*	Edward Gottlieb	12-57	.174	5th/Eastern	--
1953-54*	Edward Gottlieb	29-43	.403	4th/Eastern	--
1954-55*	Edward Gottlieb	33-39	.458	4th/Eastern	--
1955-56*	GEORGE SENESKY	45-27	.625	1ST/EASTERN	7-3
1956-57*	George Senesky	37-35	.514	3rd/Eastern	0-2
1957-58*	George Senesky	37-35	.514	3rd/Eastern	3-5
1958-59*	Al Cervi	32-40	.444	4th/Eastern	--
1959-60*	Neil Johnston	49-26	.653	2nd/Eastern	4-5
1960-61*	Neil Johnston	46-33	.582	2nd/Eastern	0-3
1961-62*	Frank McGuire	49-31	.613	2nd/Eastern	6-6
1962-63	Bob Feerick	31-49	.388	4th/Western	--
1963-64	Alex Hannum	48-32	.600	1st/Western	5-7
1964-65	Alex Hannum	17-63	.213	5th/Western	--
1965-66	Alex Hannum	35-45	.438	4th/Western	--
1966-67	Bill Sharman	44-37	.543	1st/Western	9-6
1967-68	Bill Sharman	43-39	.524	3rd/Western	4-6
1968-69	George Lee	41-41	.500	3rd/Western	2-4
1969-70	George Lee	22-30	.423		
	Alvin Attles	8-22	.267		
	Total	30-52	.366	6th/Western	--
1970-71	Alvin Attles	41-41	.500	2nd/Pacific	1-4
1971-72	Alvin Attles	51-31	.622	2nd/Pacific	1-4
1972-73	Alvin Attles	47-35	.573	2nd/Pacific	5-6
1973-74	Alvin Attles	44-38	.537	2nd/Pacific	--
1974-75	ALVIN ATTLES	48-34	.585	1ST/PACIFIC	12-5
1975-76	Alvin Attles	59-23	.720	1st/Pacific	7-6
1976-77	Alvin Attles	46-36	.561	3rd/Pacific	5-5
1977-78	Alvin Attles	43-39	.524	5th/Pacific	--
1978-79	Alvin Attles	38-44	.463	6th/Pacific	--
1979-80	Alvin Attles	18-43	.295		
	John Bach	6-15	.286		
	Total	24-58	.293	6th/Pacific	--
1980-81	Alvin Attles	39-43	.476	4th/Pacific	--
1981-82	Alvin Attles	45-37	.549	4th/Pacific	--
1982-83	Alvin Attles	30-52	.366	5th/Pacific	--
1983-84	John Bach	37-45	.451	5th/Pacific	--
1984-85	John Bach	22-60	.268	6th/Pacific	--
1985-86	John Bach	30-52	.366	6th/Pacific	--

SEASON	HEAD COACH	W-L	PCT.	FINISH	PLAYOFFS
1986-87	George Karl	42-40	.512	3rd/Pacific	4-6
1987-88	George Karl	16-48	.250		
	Ed Gregory	4-14	.222		
	Total	20-62	.244	5th/Pacific	--
1988-89	Don Nelson	43-39	.524	4th/Pacific	4-4
1989-90	Don Nelson	37-45	.451	5th/Pacific	--
1990-91	Don Nelson	44-38	.537	4th/Pacific	4-5
1991-92	Don Nelson	55-27	.671	2nd/Pacific	1-3
1992-93	Don Nelson	34-48	.415	6th/Pacific	--
1993-94	Don Nelson	50-32	.610	3rd/Pacific	0-3
1994-95	Don Nelson	14-31	.311		
	Bob Lanier	12-25	.324		
	Total	26-56	.317	6th/Pacific	--
1995-96	Rick Adelman	36-46	.439	6th/Pacific	--
1996-97	Rick Adelman	30-52	.366	7th/Pacific	--
1997-98	P.J. Carlesimo	19-63	.232	6th/Pacific	--
1998-99	P.J. Carlesimo	21-29	.420	6th/Pacific	--
1999-00	P.J. Carlesimo	6-21	.222		
	Garry St. Jean	13-42	.236		
	Total	19-63	.232	6th/Pacific	--
2000-01	Dave Cowens	17-65	.207	7th/Pacific	--
2001-02	Dave Cowens	8-15	.348		
	Brian Winters	13-46	.220		
	Total	21-61	.256	7th/Pacific	--
2002-03	Eric Musselman	38-44	.463	6th/Pacific	--
2003-04	Eric Musselman	37-45	.451	4th/Pacific	--
2004-05	Mike Montgomery	34-48	.415	4th/Pacific	--
2005-06	Mike Montgomery	34-48	.415	5th/Pacific	--
2006-07	Don Nelson	42-40	.512	T2nd/Pacific	5-6
2007-08	Don Nelson	48-34	.585	3rd/Pacific	--
2008-09	Don Nelson	29-53	.354	3rd/Pacific	--
2009-10	Don Nelson	26-56	.317	4th/Pacific	--
2010-11	Keith Smart	36-46	.439	3rd/Pacific	--
2011-12	Mark Jackson	23-43	.348	4th/Pacific	--
2012-13	Mark Jackson	47-35	.573	2nd/Pacific	6-6
2013-14	Mark Jackson	51-31	.622	2nd/Pacific	3-4
2014-15	STEVE KERR	67-15	.817	1ST/PACIFIC	16-5
2015-16	Steve Kerr	73-9	.890	1st/Pacific	15-9
2016-17	STEVE KERR	67-15	.817	1ST/PACIFIC	16-1
2017-18	STEVE KERR	58-24	.707	1ST/PACIFIC	16-5
2018-19	Steve Kerr	57-25	.695	1st/Pacific	14-8
2019-20	Steve Kerr	15-50	.231	5th/Pacific	--
2020-21	Steve Kerr	39-33	.542	4th/Pacific	--
2021-22	STEVE KERR	53-29	.646	2ND/PACIFIC	16-6

*Philadelphia Years

BOLD = NBA CHAMPIONS

WARRIORS COACHING RECORDS



WARRIORS HEAD COACHES

HEAD COACH	YEARS	GAMES	RECORD	PCT.	PLAYOFFS	PCT.
Edward Gottlieb	1946-55	581	263-318	.453	15-17	.469
George Senesky	1955-58	216	119-97	.551	10-10	.500
Al Cervi	1958-59	72	32-40	.444	---	---
Neil Johnston	1959-61	154	95-59	.617	4-8	.333
Frank McGuire	1961-62	80	49-31	.613	6-6	.500
Bob Feerick	1962-63	80	31-49	.388	---	---
Alex Hannum	1963-66	240	100-140	.417	5-4	.556
Bill Sharman	1966-68	163	87-76	.534	13-12	.520
George Lee	1968-70	134	63-71	.470	2-4	.333
Alvin Attles	1970-83	1075	557-518	.518	31-30	.508
John Bach	1983-86	267	95-172	.356	---	---
George Karl	1986-88	146	58-88	.397	4-6	.400
Ed Gregory	1988	18	4-14	.222	---	---
Don Nelson*	1988-95	537	277-260	.516	9-15	.375
Bob Lanier	1995	37	12-25	.324	---	---
Rick Adelman	1995-97	164	66-98	.402	---	---
P.J. Carlesimo	1997-99	159	46-113	.289	---	---
Garry St. Jean	1999-00	55	13-42	.236	---	---
Dave Cowens	2000-02	105	25-80	.238	---	---
Brian Winters	2001-02	59	13-46	.220	---	---
Eric Musselman	2002-04	164	75-89	.457	---	---
Mike Montgomery	2004-06	164	68-96	.415	---	---
Don Nelson*	2006-10	328	145-183	.442	5-6	.455
Keith Smart	2010-11	82	36-46	.439	---	---
Mark Jackson	2011-14	230	121-109	.526	9-10	.474
Steve Kerr	2014-22	629	429-200	.682	93-34	.732
TOTALS		5939	2879-3060	.485	206-165	.555

*Don Nelson's combined record with Warriors: Regular-season 422-443 (.488) in 865 games; Playoffs 14-21 (.400) in 35 games

WARRIORS ASSISTANT COACHES (WEST COAST ERA ONLY)

ASSISTANT COACHES	YEARS	ASSISTANT COACHES	YEARS	ASSISTANT COACHES	YEARS
Ron Adams	2014-22	Rod Higgins.....	1994-00	Joe Roberts	1974-79
Kenny Atkinson	2021-22	Phil Hubbard	2000-03	Scott Roth	2009-10
Alvin Attles.....	1968-69, 1995	Lindsey Hunter	2013-14	Brian Scalabrino	2013-14
John Bach.....	1979-83	George Irvine	1995-97	Travis Schlenk.....	2005-09
Bob Beyer.....	2012-13	Herman Kull	1986-88	Mike Schuler	1989-90
Joe Boylan.....	2013-14	Bob Lanier.....	1994-95	Sam Schuler	1988-89
Jim Boylen	2003-04	George Lee.....	1964-68	Jerry Sichting	2010-11
Mike Brown.....	2016-22	John MacLeod	2005-06	Stephen Silas	2006-10
Calbert Cheaney.....	2010-11	Jama Mahlalela	2021-22	Keith Smart.....	2003-10
Jarron Collins	2014-21	Michael Malone	2011-13	Bob Staak.....	1997-99
Dave Cowens.....	2000	Jack McMahon.....	1986-87	Tom Sterner.....	2002-04
Jerry DeGregorio	2011-14	Dejan Milojević	2021-22	Garry St. Jean	1988-92
Chris DeMarco	2015-22	Sidney Moncrief	2007-08	Terry Stotts.....	2004-05
Hank Egan.....	2002-03	Pete Myers	2011-14	Russell Turner	2004-10
Mario Elie	2004-06	Donn Nelson	1990-95	Wes Unseld Jr.	2011-12
Darren Erman.....	2011-14	Mark Osowski.....	2000-03	Luke Walton	2014-16
Larry Farmer.....	1990-91	Lloyd Pierce.....	2010-11	Kris Weems.....	2011-13
David Fizdale.....	2003-04	Gregg Popovich	1992-94	Paul Westhead	1997-99
Bruce Fraser	2014-22	Paul Pressey	1992-94	Rob Werdann	2010-11
Alvin Gentry	2014-15	Mark Price	2010-11	John Wetzel	1995-97
Willie Green	2016-19	Clifford Ray.....	2000-02	Brian Winters	1999-01
Ed Gregory	1986-88	Larry Riley	2006-08	Bob Zuffelato	1983-86
Larry Harris	2008-09				

WARRIORS ALL-TIME STREAKS

LONGEST WINNING STREAKS

STREAK	COACH	DATES OF STREAK	END OF STREAK
28	Kerr	4/9/15 - 12/11/15	12/12/15 at Milwaukee (95-108)
16	Kerr	11/13/14 - 12/14/14	12/16/14 at Memphis (98-105)
14	Kerr	3/14/17 - 4/8/17	4/10/17 vs. Utah (99-105)
12	Kerr	3/14/15 - 4/4/15	4/5/15 at San Antonio (92-107)
11	Attles	12/29/71 - 1/22/72	1/24/72 at Chicago (105-110)
11	Kerr	1/18/16 - 2/10/16	2/19/16 at Portland (105-137)
11	Kerr	11/29/17 - 12/22/17	12/23/17 vs. Denver (127-108)
11	Kerr	1/5/19 - 1/28/19	1/31/19 vs. Philadelphia (104-113)
10	Johnston	12/28/59 - 1/13/60	1/15/60 vs. Boston (112-124)
10	Attles	12/6/75 - 12/23/75	12/27/75 vs. Houston (110-113)
10	Jackson	12/21/13 - 1/7/14	1/8/14 at Brooklyn (98-102)
9	Johnston	10/22/60 - 11/11/60	11/12/60 at St. Louis (105-107)
9	Nelson	4/11/91 - 11/6/91	11/8/91 at Philadelphia (116-126)

LONGEST LOSING STREAKS

STREAK	COACH	DATES OF STREAK	END OF STREAK
17	Hannum	12/20/64 - 1/26/65	1/28/65 vs. Cincinnati (105-95)
16	Bach	12/29/84 - 1/31/85	2/2/85 vs. New York (114-98)
15	Cowens	3/26/01 - 11/1/01	11/3/01 at L.A. Clippers (110-108 OT)
14	Carlesimo	12/27/97 - 1/24/98	1/27/98 vs. Portland (82-78)
12	Gottlieb	11/22/52 - 12/10/52	12/11/52 vs. Rochester (98-86)
12	Gottlieb	2/17/53 - 3/4/53	3/6/53 at Rochester (78-69)
12	Carlesimo/St. Jean	1/22/99 - 1/15/00	1/17/00 vs. Orlando (113-100)
11	Feerick	11/17/62 - 12/9/62	12/11/62 vs. Syracuse (136-124)
11	Hannum	2/12/65 - 3/3/65	3/4/65 vs. Detroit at Fort Wayne (115-110)
11	Adelman/Carlesimo	4/17/97 - 11/19/97	11/20/97 at Dallas (101-97 OT)
11	Carlesimo	11/17/99 - 12/8/99	12/10/99 vs. Atlanta (107-99)
11	St. Jean	3/19/00 - 4/7/00	4/9/00 vs. Denver (117-103)
11	Cowens	2/28/01 - 3/21/01	3/24/01 vs. Detroit (103-95)
10 - 4 times, last:	Kerr	12/28/19 - 1/16/20	1/18/20 vs. Orlando (109-95)

MISCELLANEOUS TEAM RECORDS

CATEGORY	TOTAL	SITE	DATES
Consecutive Games Won	28	Golden State	4/9/15 - 12/11/15
Consecutive Games Won, Home	54*	Golden State	1/31/15 - 3/29/16
Consecutive Games Won, Road	14	Golden State	10/30/15 - 12/11/15
Consecutive Games Won, Start Season	24*	Golden State	10/27/15 - 12/11/15
Consecutive Games Won, End Season	6	Philadelphia	3/8/51 - 3/17/51
Consecutive Games Lost	17	San Francisco	12/20/64 - 1/26/65
Consecutive Games Lost, Home	12	San Francisco	2/13/65 - 10/15/65
Consecutive Games Lost, Road	20	San Francisco	12/16/64 - 3/14/65
Consecutive Games Lost, Start Season	9	Golden State	10/31/97 - 11/19/97
Consecutive Games Lost, End Season	13	Golden State	3/26/01 - 4/18/01
Consecutive Overtime Games	3*	San Francisco	10/26/62 - 10/28/62
Consecutive Overtimes Games Won	6	Golden State	11/14/15 - 3/30/16
Consecutive Overtime Games Lost	10*	Golden State	10/13/79 - 3/15/81 and 11/12/18 - 1/20/20
Consecutive Overtime Losses, Season	8*	Golden State	1979-80
Consecutive Games 100+ Points, Season	66	Philadelphia	11/4/61 - 2/22/62
Consecutive Games 100+ Points, Overall	74	San Francisco	2/12/66 - 2/2/67

* NBA record

LONGEST HOME WINNING STREAKS

STREAK	COACH	DATES OF STREAK	END OF STREAK
54*	Kerr	1/31/15 - 3/29/16	4/1/16 vs. Boston (106-109)
19	Kerr	11/13/14 - 1/25/15	1/27/15 vs. Chicago (111-113 OT)
16	Gottlieb	3/1/50 - 12/19/50	12/25/50 vs. New York (84-86 OT)
16	Cervi/Johnston	1/10/59 - 11/14/59	11/20/59 vs. St. Louis (117-118)
15	Nelson	12/13/89 - 2/15/90	2/18/90 vs. Phoenix (113-131)
12	Attles	11/1/75 - 12/23/75	12/27/75 vs. Houston (110-113)
12	Sharman	10/13/67 - 12/5/67	12/8/67 vs. San Diego (107-127)
11	Hannum/Sharman	3/17/66 - 12/10/66	12/13/66 vs. Cincinnati (112-126)
11	Nelson	1/9/89 - 2/27/89	3/2/89 vs. Indiana (127-131 OT)
10 - 10 times, last:	Kerr	1/10/17 - 2/25/17	3/8/17 vs. Boston (86-99)

LONGEST HOME LOSING STREAKS

STREAK	COACH	DATES OF STREAK	END OF STREAK
12	Hannum	2/13/65 - 10/15/65	10/29/65 vs. New York (110-100)
11	Carlesimo	12/27/97 - 2/13/98	2/15/98 vs. Boston (101-87)
10	Kerr	1/22/20 - 3/5/20	3/7/20 vs. Philadelphia (118-114)
9	Bach	12/29/84 - 1/31/85	2/2/85 vs. New York (114-98)
9	St. Jean	3/5/00 - 4/7/00	4/9/00 vs. Denver (117-103)
9	Cowens	2/13/01 - 3/21/01	3/24/01 vs. Detroit (103-95)
8	Lee	1/5/69 - 2/8/69	2/18/69 vs. Detroit (121-114)
8	Cowens	3/26/01 - 11/1/01	11/4/01 vs. Portland (96-86)
7	Sharman/Lee	3/5/68 - 10/18/68	10/22/68 vs. Phoenix (109-101)
7	Carlesimo/St. Jean	12/22/99 - 1/15/00	1/17/00 vs. Orlando (113-100)

LONGEST ROAD WINNING STREAKS

STREAK	COACH	DATES OF STREAK	END OF STREAK
14	Kerr	10/30/15 - 12/11/15	12/12/15 at Milwaukee (95-108)
14	Kerr	11/29/17 - 1/17/18	1/20/18 at Houston (108-116)
11	Kerr	12/29/18 - 2/12/19	2/13/19 at Portland (107-129)
10	Kerr	11/16/14 - 12/14/14	12/16/14 at Memphis (98-105)
8	Kerr	11/10/16 - 12/8/16	12/10/17 at Memphis (119-128 OT)
7	Lee	1/19/69 - 2/11/69	2/12/69 at Baltimore (110-120)
7	Jackson	12/23/13 - 1/7/14	1/8/14 at Brooklyn (98-102)
6	Montgomery	3/12/05 - 4/6/05	4/11/05 at Denver (106-122)
6	Kerr	1/18/16 - 2/10/16	2/19/16 at Portland (105-137)

LONGEST ROAD LOSING STREAKS

STREAK	COACH	DATES OF STREAK	END OF STREAK
20	Hannum	12/16/64 - 3/14/65	3/16/65 at Philadelphia (115-107)
17	Gottlieb	1/11/53 - 11/1/53	11/8/53 at Baltimore (85-75)
17	Karl	11/16/87 - 1/18/88	1/20/88 at New Jersey (103-101)
15	Gottlieb	3/1/52 - 1/4/53	1/6/53 at Indianapolis (76-71)
14	Nelson	11/22/94 - 1/19/95	1/26/95 at Washington (121-118 OT)
13	Attles	11/25/79 - 1/28/80	1/29/80 at Detroit (111-100)
13	Bach	1/7/85 - 2/20/85	2/22/85 at New Jersey (131-127)
13	Nelson	4/2/89 - 12/6/89	12/12/89 at Sacramento (118-103)
13	Winters	1/2/02 - 3/5/02	3/8/02 at Houston (108-95)
13	Nelson	1/23/10 - 3/20/10	3/28/10 at L.A. Clippers (121-103)
12	Bach	11/20/85 - 12/27/85	12/29/85 at L.A. Lakers (130-122)
12	St. Jean/Cowens	3/21/00 - 11/9/00	11/17/00 at Indiana (92-90)
12	Cowens	3/3/01 - 10/31/01	11/3/01 at L.A. Clippers (110-108 OT)
12	Musselman	12/19/03 - 1/22/04	1/24/04 at Portland (105-87)

* NBA record

WARRIORS YEARLY TEAM STATS (AVERAGES)

SEASON	PPG	RPG	APG	TOG	SPG	BPG	FG%	3P%	FT%
1946-47 (PHI.)	68.6		5.7				.280		.688
1947-48 (PHI.)	73.4		7.0				.262		.714
1948-49 (PHI.)	83.7		17.4				.322		.717
1949-50 (PHI.)	73.3		16.8				.312		.700
1950-51 (PHI.)	85.4	54.3	21.7				.350		.763
1951-52 (PHI.)	86.5	55.3	24.1				.380		.762
1952-53 (PHI.)	80.2	54.5	21.9				.358		.679
1953-54 (PHI.)	78.2	49.8	20.4				.372		.698
1954-55 (PHI.)	93.2	58.9	24.2				.384		.734
1955-56 (PHI.)	103.1	60.6	26.2				.410		.757
1956-57 (PHI.)	103.3	59.8	20.4				.396		.776
1957-58 (PHI.)	104.3	67.2	20.0				.380		.762
1958-59 (PHI.)	103.3	68.2	19.1				.381		.735
1959-60 (PHI.)	118.6	78.9	23.9				.409		.669
1960-61 (PHI.)	121.0	75.2	24.8				.424		.651
1961-62 (PHI.)	125.4	74.3	25.9				.439		.686
PHILLY TOTALS	95.2	63.5					.373		.718
1962-63	118.5	66.9	23.8				.450		.669
1963-64	107.7	68.7	23.7				.438		.638
1964-65	105.8	71.4	20.7				.403		.640
1965-66	115.5	71.6	23.4				.418		.739
1966-67	122.4	73.8	23.2				.433		.756
1967-68	117.0	73.5	23.2				.423		.740
1968-69	109.1	62.3	22.2				.415		.719
1969-70	111.1	58.2	22.7				.432		.757
1970-71	107.1	56.6	23.1				.448		.760
1971-72	108.2	54.3	22.6				.439		.767
1972-73	108.8	53.7	24.2				.455		.798
1973-74	109.9	53.8	24.3	20.3	8.15	5.49	.464		.778
1974-75	108.5	52.1	25.3	20.9	11.85	4.45	.465		.768
1975-76	109.8	52.0	24.9	19.7	11.32	5.06	.462		.751
1976-77	110.9	48.0	25.9	19.8	11.02	5.27	.475		.759
1977-78	106.1	46.5	25.6	18.5	10.65	4.94	.467		.745
1978-79	105.1	44.9	25.2	18.3	9.44	5.12	.487		.730
1979-80	103.6	43.8	24.7	18.2	9.50	4.13	.482	.223	.738
1980-81	109.8	46.0	24.7	18.9	7.46	3.68	.489	.286	.727
1981-82	110.9	45.5	22.2	17.4	8.35	4.78	.496	.280	.717
1982-83	108.6	43.5	24.0	19.6	10.44	5.24	.483	.227	.737
1983-84	109.9	43.4	22.4	18.5	10.12	4.24	.467	.243	.743
1984-85	110.4	42.3	21.5	17.8	9.79	3.46	.463	.282	.768
1985-86	113.4	44.1	24.6	17.1	9.16	4.32	.482	.313	.760
1986-87	112.0	43.2	25.4	16.5	8.72	3.91	.479	.319	.780
1987-88	107.0	41.4	24.5	17.0	9.04	3.45	.468	.292	.796
1988-89	116.6	47.4	24.5	18.1	10.13	7.84	.468	.308	.799
1989-90	116.3	40.2	24.1	17.3	9.22	5.95	.484	.324	.809
1990-91	116.6	41.7	23.8	16.6	9.79	4.61	.485	.337	.783
1991-92	118.7	42.8	25.2	16.5	10.41	4.57	.507	.333	.746
1992-93	109.9	43.9	24.5	17.7	8.45	4.67	.482	.350	.717
1993-94	107.9	43.6	26.8	17.5	9.80	6.23	.492	.339	.664
1994-95	105.7	42.3	24.6	18.3	7.91	4.77	.468	.341	.704
1995-96	101.6	42.2	23.0	16.4	8.61	5.73	.456	.373	.759
1996-97	99.6	40.8	22.2	17.2	7.45	4.38	.456	.353	.778
1997-98	88.3	45.9	20.8	16.7	7.57	5.46	.413	.272	.710
1998-99	88.3	47.5	20.7	15.4	8.28	4.42	.415	.287	.676
1999-00	95.5	45.5	22.6	15.9	8.91	4.34	.420	.323	.697
2000-01	92.5	45.5	21.8	15.9	9.05	5.00	.409	.293	.706
2001-02	97.7	46.7	20.8	16.8	7.93	6.38	.429	.322	.722
2002-03	102.4	46.7	20.9	15.8	7.24	6.17	.441	.344	.778
2003-04	93.3	43.1	20.5	14.8	7.02	4.74	.442	.334	.725
2004-05	98.7	42.7	22.1	13.6	7.83	5.12	.430	.325	.722
2005-06	98.5	42.3	20.7	14.1	7.37	4.35	.433	.341	.718
2006-07	106.5	41.4	23.8	16.0	9.15	5.68	.463	.356	.717
2007-08	111.0	43.2	22.4	13.2	9.07	4.60	.459	.348	.752
2008-09	108.6	42.0	20.9	14.6	7.78	6.43	.458	.373	.791

WARRIORS YEARLY TEAM STATS (AVERAGES)



SEASON	PPG	RPG	APG	TOG	SPG	BPG	FG%	3P%	FT%
2009-10	108.8	38.4	22.4	14.7	9.28	4.15	.469	.375	.782
2010-11	103.4	40.5	22.5	14.6	8.99	4.95	.461	.392	.761
2011-12	97.8	39.2	22.3	13.9	8.00	5.48	.457	.388	.770
2012-13	101.2	45.0	22.5	15.1	6.91	4.22	.458	.403	.790
2013-14	104.3	45.3	23.3	15.2	7.83	4.96	.462	.380	.753
2014-15	110.0	44.7	27.4	14.5	9.29	6.05	.478	.398	.768
2015-16	114.9	46.2	28.9	15.2	8.40	6.07	.487	.416	.763
2016-17	115.9	44.4	30.4	14.8	9.57	6.77	.495	.383	.788
2017-18	113.5	43.5	29.3	15.4	8.00	7.46	.503	.391	.815
2018-19	117.7	46.2	29.4	14.3	7.62	6.40	.491	.385	.801
2019-20	106.3	42.9	25.6	14.9	8.22	4.60	.438	.334	.803
2020-21	113.7	43.0	27.7	15.0	8.15	4.75	.468	.376	.785
2021-22	111.0	45.5	27.1	14.9	8.77	4.54	.469	.364	.769



ALL-TIME RECORDS

OPPONENTS YEARLY TEAM STATS (AVERAGES)

SEASON	PPG	RPG	APG	TOG	SPG	BPG	FG%	3P%	FT%	DIFF
1946-47	65.2									3.4
1947-48	72.1									1.3
1948-49	83.4									0.3
1949-50	76.4									-3.1
1950-51	81.6									3.8
1951-52	87.8									-1.3
1952-53	88.9									-8.7
1953-54	80.4									-2.2
1954-55	93.5									-0.3
1955-56	98.8									4.3
1956-57	98.8									1.6
1957-58	104.4									-0.1
1958-59	106.3									-3
1959-60	116.4									2.2
1960-61	120.1									0.9
1961-62	122.7									2.7
1962-63	120.6									-2.1
1963-64	102.6									5.1
1964-65	112.0									-6.2
1965-66	118.2									-2.7
1966-67	119.5									2.9
1967-68	117.6									-0.6
1968-69	110.7									-1.6
1969-70	115.6									-4.5
1970-71	108.5						0.428		0.748	-1.4
1971-72	107.4	52.5	23.8				0.440		0.745	0.8
1972-73	105.7	52.0	24.8				0.441		0.774	3.1
1973-74	107.3	47.9	24.7	18.0	8.71	5.67	0.453		0.761	2.6
1974-75	105.2	46.9	25.4	20.0	9.68	4.72	0.456		0.754	3.3
1975-76	103.1	49.0	24.5	21.5	9.06	4.82	0.444		0.736	6.7
1976-77	107.7	47.5	25.8	21.7	9.23	5.12	0.470		0.745	3.2
1977-78	105.7	48.5	24.8	21.2	8.88	4.98	0.465		0.756	0.4
1978-79	104.8	44.9	25.5	19.3	7.77	4.41	0.481		0.744	0.3
1979-80	108.0	44.1	25.5	18.1	8.78	4.40	0.493	0.329	0.749	-4.4
1980-81	111.0	40.8	27.1	16.9	8.71	4.71	0.504	0.231	0.748	-1.2
1981-82	109.8	42.9	25.4	16.7	8.06	4.79	0.490	0.233	0.753	1.1
1982-83	112.3	45.7	26.5	20.6	9.24	5.96	0.510	0.251	0.732	-3.7
1983-84	113.3	45.4	26.2	20.7	8.43	6.02	0.517	0.211	0.758	-3.4
1984-85	117.7	44.2	28.5	19.3	7.93	5.72	0.536	0.259	0.758	-7.3
1985-86	116.9	45.0	28.4	18.1	8.44	5.39	0.520	0.284	0.746	-3.5
1986-87	114.4	45.5	26.5	17.2	8.39	5.49	0.493	0.337	0.749	-2.4
1987-88	115.3	45.3	27.7	17.2	9.11	5.27	0.501	0.323	0.758	-8.3
1988-89	116.9	49.7	27.0	19.0	10.50	5.91	0.462	0.342	0.766	-0.3
1989-90	119.4	49.9	28.4	17.3	9.96	5.24	0.478	0.356	0.759	-3.1
1990-91	115.0	46.0	26.4	18.7	8.85	5.33	0.482	0.322	0.758	1.6
1991-92	114.8	45.9	25.9	18.4	9.68	5.30	0.482	0.331	0.750	3.9
1992-93	110.9	42.9	25.6	16.5	10.05	5.57	0.482	0.343	0.755	-1
1993-94	106.1	45.5	26.6	17.4	10.27	4.98	0.468	0.351	0.731	1.8
1994-95	111.1	45.4	28.6	16.2	10.55	5.02	0.488	0.355	0.720	-5.4
1995-96	103.1	41.5	25.6	16.8	8.51	4.70	0.475	0.365	0.746	-1.5
1996-97	104.4	41.0	26.3	15.7	10.05	4.82	0.475	0.373	0.750	-4.7
1997-98	97.4	44.7	24.5	14.1	9.23	5.83	0.444	0.347	0.729	-9.1
1998-99	90.8	43.2	20.5	14.7	8.00	6.08	0.420	0.336	0.728	-2.5
1999-00	103.8	40.5	24.8	16.3	8.41	6.04	0.467	0.367	0.754	-8.3
2000-01	101.5	45.5	24.9	16.4	8.80	6.01	0.472	0.379	0.760	-9
2001-02	103.1	43.3	24.4	14.3	8.61	6.24	0.459	0.348	0.763	-5.4
2002-03	103.6	43.8	23.6	13.7	8.66	5.99	0.452	0.372	0.756	-1.2
2003-04	94.0	42.8	21.5	14.0	8.12	5.10	0.445	0.374	0.746	-0.7
2004-05	100.9	46.7	22.7	15.3	6.95	5.09	0.458	0.363	0.745	-2.2
2005-06	99.8	44.5	22.3	15.3	7.02	4.99	0.457	0.351	0.743	-1.4
2006-07	106.9	46.4	24.7	18.6	8.29	4.87	0.462	0.366	0.750	-0.3
2007-08	108.8	47.0	23.6	16.9	6.91	5.04	0.468	0.368	0.759	2.2
2008-09	112.3	47.1	24.1	15.0	7.89	5.05	0.468	0.380	0.779	-3.7
2009-10	112.4	48.1	24.1	17.6	7.87	4.96	0.485	0.375	0.767	-3.6

OPPONENTS YEARLY TEAM STATS (AVERAGES)



SEASON	PPG	RPG	APG	TOG	SPG	BPG	FG%	3P%	FT%	DIFF
2010-11	105.7	44.8	24.7	16.1	8.20	4.29	0.467	0.358	0.776	-2.3
2011-12	101.2	45.8	23.1	14.8	7.56	4.97	0.453	0.365	0.747	-3.4
2012-13	100.3	42.7	23.5	13.5	8.17	4.87	0.439	0.347	0.748	0.9
2013-14	99.5	43.3	20.5	15.0	7.91	4.17	0.436	0.344	0.765	4.8
2014-15	99.9	44.5	21.0	16.2	8.29	3.57	0.428	0.337	0.763	10.1
2015-16	104.1	43.9	22.2	14.5	8.66	4.10	0.435	0.332	0.757	10.8
2016-17	104.3	43.5	22.7	15.5	8.60	3.82	0.435	0.324	0.761	11.6
2017-18	107.5	42.5	23.6	14.3	8.74	3.66	0.447	0.357	0.758	6
2018-19	111.2	44.3	24.3	13.5	7.68	3.60	0.444	0.347	0.773	6.5
2019-20	115.0	46.5	26.1	15.6	8.25	4.94	0.476	0.389	0.783	-8.7
2020-21	112.7	47.3	23.8	15.0	7.88	4.33	0.452	0.359	0.778	1.1
2021-22	105.5	42.6	22.9	14.5	7.91	3.87	0.438	0.339	0.759	5.5



WARRIORS YEARLY TEAM STATS

SEASON	G	FG	FGA	3P	3PA	FT	FTA	OFF	DEF	REB	AST	PF	DQ	STL	TO	BLK	PTS
1946-47	60	1510	5384			1098	1596				343	1082					4118
1947-48	48	1279	4875			963	1349				335	934					3521
1948-49	60	1831	5695			1360	1897				1043	1459					5022
1949-50	68	1779	5771			1425	2037				1142	1768					4983
1950-51	66	1985	5665			1664	2181			3586	1432	1710	61				5634
1951-52	66	2039	5367			1634	2143			3647	1593	1806	57				5712
1952-53	69	1987	5546			1560	2298			3763	1513	1860	70				5534
1953-54	72	2023	5431			1586	2272			3589	1468	1741	42				5632
1954-55	72	2392	6234			1928	2625			4238	1744	1716	29				6712
1955-56	72	2641	6437			2142	2829			4362	1886	1872	45				7424
1956-57	72	2584	6533			2062	2658			4305	1467	1732	36				7435
1957-58	72	2765	7276			1977	2596			4836	1441	1763	31				7507
1958-59	72	2826	7423			1783	2425			4910	1375	1776	36				7435
1959-60	75	3549	8678			1797	2686			5916	1796	1715	21				8895
1960-61	79	3768	8883			2022	3108			5938	1959	1936	38				9558
1961-62	80	3917	8929			2201	3207			5939	2073	2013	71				10035
PHI. TOTL	1103	38875	104127			27202	37907			55029	22610	26883	537				104952
1962-63	80	3805	8449			1870	2797			5359	1906	1882	45				9480
1963-64	80	3407	7779			1800	2821			5499	1899	1978	33				8614
1964-65	80	3323	8245			1819	2844			5715	1653	2002	34				8465
1965-66	80	3557	8512			2129	2879			5727	1872	2069	37				9243
1966-67	81	3814	8818			2283	3021			5974	1876	2120	48				9911
1967-68	82	3632	8587			2334	3153			6029	1901	2265	52				9598
1968-69	82	3414	8218			2119	2949			5109	1822	2087	43				8947
1969-70	82	3555	8224			2004	2646			4772	1861	2050	32				9114
1970-71	82	3454	7709			1875	2468			4643	1893	1833	25				8783
1971-72	82	3477	7923			1917	2500			4450	1854	1840	16				8871
1972-73	82	3715	8163			1493	1871			4405	1985	1693	15				8923
1973-74	82	3721	8020			1569	2018	1379	3035	4414	1989	1893	33	668	1667	450	9011
1974-75	82	3714	7981			1470	1915	1416	2854	4270	2076	2109	22	972	1716	365	8898
1975-76	82	3691	7982			1620	2158	1349	2912	4261	2041	2022	13	928	1613	415	9002
1976-77	82	3724	7832			1649	2172	1300	2639	3939	2120	2058	24	904	1624	432	9097
1977-78	82	3574	7654			1550	2081	1183	2629	3812	2098	2113	29	873	1518	405	8698
1978-79	82	3627	7453			1367	1872	1169	2513	3682	2064	2022	25	774	1500	420	8621
1979-80	82	3527	7318	27	121	1412	1914	1155	2437	3592	2028	2082	28	779	1492	339	8493
1980-81	82	3560	7284	60	210	1826	2513	1403	2366	3769	2026	2162	36	612	1547	302	9006
1981-82	82	3646	7349	91	325	1709	2382	1282	2452	3734	1820	2227	32	685	1424	392	9082
1982-83	82	3627	7508	34	150	1620	2199	1281	2284	3566	1964	2138	32	856	1606	430	8908
1983-84	82	3519	7534	55	226	1915	2577	1390	2171	3561	1837	2108	23	830	1518	348	9008
1984-85	82	3498	7555	112	397	1944	2531	1327	2139	3466	1759	2136	28	803	1460	284	9052
1985-86	82	3650	7567	87	278	1912	2517	1271	2344	3615	2018	2032	37	751	1400	354	9299
1986-87	82	3551	7412	116	364	1970	2526	1193	2351	3544	2083	2138	18	715	1354	321	9188
1987-88	82	3463	7404	91	312	1754	2204	1140	2252	3392	2005	2155	25	741	1395	283	8771
1988-89	82	3730	7977	194	629	1904	2384	1323	2561	3884	2009	1946	21	831	1488	643	9558
1989-90	82	3489	7208	243	750	2313	2858	915	2385	3300	1978	2100	22	756	1415	488	9534
1990-91	82	3566	7346	270	801	2162	2761	1113	2306	3419	1954	2207	37	803	1359	378	9564
1991-92	82	3767	7427	254	763	1944	2606	1137	2376	3513	2064	2049	24	854	1353	375	9732
1992-93	82	3474	7212	298	852	1768	2465	1219	2384	3603	2010	2056	29	693	1451	383	9014
1993-94	82	3512	7145	291	859	1529	2304	1183	2396	3579	2198	1789	18	804	1433	511	8844
1994-95	82	3217	6873	546	1602	1687	2395	1101	2371	3472	2017	1804	20	649	1497	391	8667
1995-96	82	3056	6700	447	1199	1775	2340	1173	2285	3458	1889	1835	19	706	1343	470	8334
1996-97	82	2997	6567	481	1363	1696	2180	1086	2259	3345	1822	1787	14	611	1410	359	8171
1997-98	82	2845	6884	189	696	1358	1912	1288	2473	3761	1708	1859	22	621	1369	448	7237
1998-99	50	1730	4173	162	565	794	1175	816	1559	2375	1037	1270	15	414	768	221	4416
1999-00	82	2996	7140	345	1069	1497	2147	1300	2438	3738	1851	2043	27	731	1302	356	7834
2000-01	82	2937	7175	282	964	1428	2024	1345	2385	3730	1788	1727	17	742	1301	410	7584
2001-02	82	2998	6989	320	994	1693	2344	1334	2493	3827	1706	1884	20	650	1378	523	8009
2002-03	82	3061	6941	425	1235	1853	2383	1284	2546	3830	1712	1786	13	594	1295	506	8400
2003-04	82	2875	6511	429	1283	1470	2028	1002	2533	3535	1681	1691	14	576	1211	389	7649
2004-05	82	3029	7039	624	1774	1412	1955	1069	2436	3505	1811	1833	25	642	1112	420	8094
2005-06	82	2939	6785	625	1832	1573	2190	980	2485	3465	1694	1941	17	604	1156	357	8076
2006-07	82	3261	7048	700	1967	1515	2113	941	2455	3396	1950	1933	16	750	1309	466	8737
2007-08	82	3403	7406	761	2185	1538	2044	1045	2496	3541	1833	1875	18	744	1082	377	9105
2008-09	82	3231	7055	550	1475	1893	2392	953	2492	3445	1711	1842	25	638	1201	527	8905
2009-10	82	3329	7094	633	1687	1631	2085	753	2397	3150	1839	1886	21	761	1204	340	8922
2010-11	82	3251	7047	685	1749	1290	1695	955	2370	3325	1847	1806	16	737	1198	406	8477
2011-12	66	2489	5443	524	1351	951	1235	640	1947	2587	1470	1410	11	528	915	362	6453
2012-13	82	3130	6840	658	1632	1378	1744	885	2801	3686	1845	1753	10	567	1236	346	8296
2013-14	82	3236	7005	774	2037	1303	1731	896	2819	3715	1912	1784	15	642	1247	407	8549

ALL-TIME RECORDS

WARRIORS YEARLY TEAM STATS



SEASON	G	FG	FGA	3P	3PA	FT	FTA	OFF	DEF	REB	AST	PF	DQ	STL	TO	BLK	PTS
2014-15	82	3410	7137	883	2217	1313	1709	853	2814	3667	2248	1628	8	762	1185	496	9016
2015-16	82	3489	7159	1077	2592	1366	1790	816	2972	3788	2373	1627	9	689	1245	498	9421
2016-17	82	3532	7140	982	2562	1457	1850	770	2873	3643	2491	1585	4	785	1211	555	9503
2017-18	82	3509	6980	926	2370	1360	1668	691	2877	3568	2402	1607	4	656	1265	612	9304
2018-19	82	3612	7361	1087	2824	1339	1672	797	2990	3787	2413	1757	7	625	1169	525	9650
2019-20	65	2510	5730	678	2032	1214	1511	647	2138	2785	1663	1304	8	534	969	299	6912
2020-21	72	2973	6347	1048	2789	1193	1520	574	2524	3098	1991	1526	6	587	1080	342	8187
2021-22	82	3323	7087	1176	3231	1280	1665	800	2930	3730	2223	1723	9	719	1221	372	9102
BAY AREA	4836	201151	438451	20240	56313	98807	132403	52922	121944	232549	115590	113777	1346	34896	65212	20098	521349
TOTALS	5939	240026	542578	20240	56313	126009	170310	52922	121944	287578	138200	140660	1883	34896	65212	20098	626506



ALL-TIME RECORDS

OPPONENTS YEARLY TEAM STATS

SEASON	G	FG	FGA	3P	3PA	FT	FTA	OFF	DEF	REB	AST	PF	DQ	STL	TO	BLK	PTS
NO OPPONENT STATISTICS AVAILABLE FROM 1946-47 - 1969-70																	
1970-71	82	3583	8371			1735	2318			4305	1949	1882	16				8901
1971-72	82	3560	8082			1688	2265			4381	1968	1912	25				8808
1972-73	82	3603	8163			1463	1891			4265	2034	1766	14				8669
1973-74	82	3619	7995			1563	2054	1227	2702	3929	2027	1826	15	714	1477	465	8801
1974-75	82	3481	7628			1666	2209	1185	2658	3843	2084	1855	17	794	1644	387	8628
1975-76	82	3437	7742			1583	2150	1288	2730	4018	2006	1946	22	743	1761	395	8457
1976-77	82	3567	7584			1699	2282	1256	2640	3896	2114	1939	26	757	1778	420	8833
1977-78	82	3425	7368			1820	2408	1185	2794	3979	2037	1975	21	728	1738	408	8670
1978-79	82	3493	7255			1604	2155	1147	2533	3680	2094	1854	20	637	1580	362	8590
1979-80	82	3438	6975	72	219	1905	2544	1056	2564	3620	2091	1785	14	720	1486	361	8853
1980-81	82	3631	7204	37	160	1804	2411	1137	2210	3347	2223	2093	19	714	1385	386	9103
1981-82	82	3555	7250	40	172	1857	2466	1112	2407	3519	2079	2156	26	661	1368	393	9007
1982-83	82	3706	7260	42	167	1751	2391	1249	2495	3744	2170	2026	23	758	1690	489	9205
1983-84	82	3725	7210	36	171	1801	2377	1211	2513	3724	2150	2246	31	691	1694	494	9287
1984-85	82	3839	7165	57	220	1919	2530	1101	2521	3622	2336	2180	25	650	1583	469	9654
1985-86	82	3863	7432	65	229	1791	2401	1170	2519	3689	2325	2069	18	692	1487	442	9582
1986-87	82	3615	7339	155	460	1965	2665	1249	2481	3730	2174	2052	38	688	1412	450	9380
1987-88	82	3627	7244	152	470	2047	2700	1209	2509	3718	2271	1811	10	747	1413	432	9453
1988-89	82	3693	8000	281	821	1916	2501	1437	2639	4076	2215	1935	20	861	1554	485	9583
1989-90	82	3766	7885	261	733	1998	2633	1495	2594	4089	2331	2219	24	817	1422	430	9791
1990-91	82	3544	7349	221	686	2121	2797	1292	2480	3772	2164	2206	36	726	1534	437	9430
1991-92	82	3616	7507	257	776	1923	2563	1324	2436	3760	2122	2021	15	794	1512	435	9412
1992-93	82	3471	7197	272	794	1881	2492	1174	2345	3519	2098	1993	23	824	1350	457	9095
1993-94	82	3428	7332	305	869	1540	2108	1324	2408	3732	2184	1870	18	842	1426	408	8701
1994-95	82	3527	7233	492	1384	1565	2175	1196	2527	3723	2345	2133	21	865	1326	412	9111
1995-96	82	3206	6753	477	1308	1564	2097	1114	2292	3406	2098	1959	23	698	1375	385	8553
1996-97	82	3199	6735	581	1558	1578	2103	1089	2272	3361	2159	1886	22	824	1288	395	8577
1997-98	82	2992	6742	334	962	1667	2286	1134	2535	3669	2011	1638	6	757	1154	478	7985
1998-99	50	1617	3848	193	575	1114	1531	656	1503	2159	1023	1027	8	400	735	304	4541
1999-00	82	3165	6776	427	1163	1755	2328	1091	2691	3782	2036	1887	18	690	1338	495	8512
2000-01	82	3179	6740	439	1159	1529	2011	1039	2693	3732	2045	1765	18	722	1348	493	8326
2001-02	82	3213	6993	404	1162	1622	2125	1100	2450	3550	2002	1949	26	706	1176	512	8452
2002-03	82	3240	7175	438	1177	1575	2084	1204	2388	3592	1934	1936	25	710	1121	491	8493
2003-04	82	2948	6630	414	1107	1399	1875	981	2532	3513	1762	1801	16	666	1145	418	7709
2004-05	82	3133	6838	450	1239	1555	2087	1057	2771	3828	1858	1782	16	570	1257	417	8271
2005-06	82	3047	6674	469	1335	1624	2187	985	2662	3647	1828	1919	14	576	1258	409	8187
2006-07	82	3171	6871	609	1664	1814	2419	1074	2733	3807	2023	1832	7	680	1525	399	8765
2007-08	82	3273	6998	572	1556	1806	2378	1053	2803	3856	1939	1736	9	567	1384	413	8924
2008-09	82	3401	7273	582	1531	1828	2346	1165	2695	3860	1980	1927	24	647	1229	414	9212
2009-10	82	3409	7033	567	1514	1832	2390	1100	2842	3942	1979	1757	9	645	1442	407	9217
2010-11	82	3173	6788	567	1586	1755	2262	1051	2623	3674	2029	1512	11	672	1324	352	8668
2011-12	66	2461	5431	468	1281	1288	1725	869	2157	3026	1527	1095	2	499	978	328	6678
2012-13	82	3051	6954	657	1896	1464	1958	907	2596	3503	1931	1571	3	670	1110	399	8223
2013-14	82	3019	6920	569	1656	1548	2023	878	2671	3549	1683	1584	10	649	1232	342	8155
2014-15	82	3031	7084	592	1757	1534	2011	963	2690	3653	1718	1541	5	680	1329	293	8188
2015-16	82	3188	7330	640	1928	1523	2013	937	2662	3599	1823	1627	7	710	1185	336	8539
2016-17	82	3181	7311	737	2277	1450	1905	963	2604	3567	1862	1588	4	705	1272	313	8549
2017-18	82	3296	7390	853	2392	1369	1807	893	2592	3485	1934	1516	4	717	1175	300	8814
2018-19	82	3315	7471	955	2753	1535	1987	886	2750	3636	1989	1601	5	630	1105	295	9120
2019-20	65	2743	5760	879	2261	1113	1422	661	2359	3020	1698	1308	6	536	1016	321	7478
2020-21	72	2897	6408	891	2481	1426	1834	769	2635	3404	1711	1406	10	567	1083	312	8111
2021-22	82	3111	7098	1000	2948	1426	1880	792	2705	3497	1875	1474	3	649	1189	317	8648
BAY AREA	4836	172471	369794	18509	52557	86328	114560	53435	124611	190997	104048	94374	848	33965	66393	19755	449779

WARRIORS RECORD BY MONTH -- WEST COAST ERA



YEAR	OCT	NOV	DEC	JAN	FEB	MAR	APR
1962-63	4-1	4-11	7-9	4-13	7-9	5-6	---
1963-64	3-2	6-8	9-6	11-7	13-5	6-4	---
1964-65	1-5	5-11	5-12	1-13	2-14	3-8	---
1965-66	4-2	7-10	6-12	8-6	5-9	5-6	---
1966-67	4-3	11-5	9-5	10-7	6-9	4-8	---
1967-68	7-4	11-3	10-7	5-8	8-9	2-8	---
1968-69	3-3	8-8	5-12	8-6	10-7	7-5	---
1969-70	3-2	8-9	7-9	5-11	4-12	3-9	---
1970-71	3-5	11-5	9-9	7-7	6-10	5-5	---
1971-72	6-3	10-6	4-10	13-1	10-6	8-5	---
1972-73	6-2	9-5	8-5	10-8	7-7	7-8	---
1973-74	4-3	9-4	4-10	10-5	10-5	7-11	---
1974-75	4-2	11-4	8-6	7-7	6-8	11-6	1-1
1975-76	2-2	10-3	11-3	12-4	8-5	13-4	3-2
1976-77	2-2	7-8	7-5	10-6	8-7	9-6	3-2
1977-78	5-2	5-9	5-9	9-5	5-7	11-5	3-2
1978-79	5-4	7-6	6-8	7-10	3-8	7-7	3-1
1979-80	5-5	5-9	2-12	4-12	4-9	4-11	---
1980-81	6-5	7-6	8-7	6-7	6-9	6-9	---
1981-82	1-1	7-6	8-5	7-6	8-7	9-7	5-5
1982-83	2-0	3-11	7-7	7-8	4-9	3-11	4-6
1983-84	2-0	6-9	7-9	5-8	7-6	5-10	5-3
1984-85	0-3	6-8	4-9	0-15	5-9	5-11	2-5
1985-86	1-3	7-8	4-11	2-14	5-6	9-6	2-4
1986-87	0-1	9-5	8-8	7-8	4-9	9-3	5-6
1987-88	---	2-10	2-10	5-10	5-9	3-13	3-10
1988-89	---	6-7	5-7	11-5	9-2	9-10	3-8
1989-90	---	3-10	7-7	10-5	5-8	7-8	5-7
1990-91	---	10-6	5-7	10-4	4-9	8-9	7-3
1991-92	---	9-5	10-3	8-5	11-4	11-6	6-4
1992-93	---	5-8	10-5	5-9	4-10	4-9	6-7
1993-94	---	7-6	7-7	9-5	8-5	9-6	10-3
1994-95	---	8-5	2-12	2-11	4-9	6-11	4-8
1995-96	---	5-10	7-7	6-8	8-5	5-11	5-5
1996-97	---	4-11	7-7	6-9	4-7	4-12	5-6
1997-98	0-1	1-12	6-8	1-14	4-9	3-14	4-5
1998-99	---	---	---	---	6-7	7-10	7-10
1999-00	---	2-11	4-12	3-9	7-8	1-16	2-7
2000-01	1-0	4-8	5-10	4-11	2-11	1-13	0-10
2001-02	0-1	7-8	5-9	2-11	2-10	2-16	3-6
2002-03	1-0	5-11	6-7	8-7	8-5	8-8	2-6
2003-04	0-1	8-6	6-9	6-9	5-8	8-8	4-4
2004-05	---	3-10	8-8	1-14	4-7	10-6	8-3
2005-06	---	11-6	6-8	3-9	4-9	6-9	4-7
2006-07	---	9-7	7-9	5-9	5-8	8-6	8-1
2007-08	0-1	8-6	11-6	9-6	7-3	10-6	3-6
2008-09	0-2	5-10	5-12	5-9	5-5	5-11	4-4
2009-10	0-2	6-8	3-12	4-11	4-8	4-12	5-3
2010-11	2-1	6-9	5-9	7-8	6-5	6-12	4-2
2011-12	--	---	2-2	5-10	7-6	6-12	3-13
2012-13	1-0	8-6	12-4	8-7	4-8	9-7	5-3
2013-14	1-1	8-7	11-5	9-6	7-4	9-5	6-3
2014-15	1-0	13-2	11-3	12-3	8-3	16-2	6-2
2015-16	3-0	16-0	11-2	14-2	9-1	15-2	5-2
2016-17	2-1	14-1	13-3	12-2	9-3	12-4	5-1
2017-18	5-3	11-3	13-2	11-3	8-3	7-7	3-3
2018-19	8-1	7-7	10-5	11-2	7-4	9-5	5-1
2019-20	1-3	3-13	5-10	1-13	3-8	2-3	---
2020-21	--	---	2-2	9-7	8-7	4-8	8-8
2021-22	5-1	13-2	9-4	11-6	5-5	5-11	5-0
TOTAL	114-84 (.576)	407-405 (.501)	406-438 (.481)	408-461 (.470)	356-425 (.456)	412-487 (.458)	198-208 (.488)

MAY: 9-3 (.750) - 1-2 (1998-99); 8-1 (2020-21)

ALL-TIME RECORDS

WARRIORS ALL-TIME HIGHEST/LOWEST SCORING GAMES IN SHOT CLOCK ERA

WARRIORS HIGHEST SCORING GAMES

PTS	DATE	OPPONENT	SCORE
169	3/2/62	New York at Hershey	169-147
162	11/2/90	at Denver	162-158
155	3/4/89	Sacramento	155-143
154	1/7/84	San Antonio	154-133
153	3/28/92	at New Jersey (OT)	153-148
	11/2/91	Sacramento	153-91
152	11/7/81	Denver	152-107
151	11/9/61	Syracuse	151-108
	3/21/89	Portland	151-127
150	3/19/77	Indiana	150-91
	1/15/86	Utah	150-104
	2/1/87	New Jersey (40T)	150-147
	12/22/89	Indiana	150-124
149	11/23/16	L.A. Clippers	149-106
	10/29/18	at Chicago	149-124
148	3/10/63	at Syracuse	148-163
	3/31/92	at Sacramento (20T)	148-136
147	12/8/61	Los Angeles (30T)	147-151
	2/27/62	at St. Louis	147-137
	1/8/91	Denver	147-125
	1/16/19	New Orleans	147-140
	2/4/21	at Dallas	147-116
	4/14/21	at Oklahoma City	147-109
146	1/24/67	Baltimore	146-125
	1/16/89	Seattle	146-117
	4/1/94	Minnesota	146-109
	11/9/09	Minnesota	146-105
	1/11/19	at Chicago	146-109

WARRIORS LOWEST SCORING GAMES

PTS	DATE	OPPONENT	SCORE
64	3/30/96	Cleveland	64-90
65	1/5/04	at Houston	65-83
66	1/2/55	at Fort Wayne	66-89
67	12/3/97	Cleveland	67-95
	11/12/04	at Memphis	67-96
69	1/20/98	Phoenix	69-87
70	11/20/01	New York	70-94
	12/31/03	at New Jersey	70-88
71	12/6/96	Indiana	71-86
	11/12/97	Detroit	71-102
	2/9/99	at Seattle	71-90
	11/19/00	at New York	71-88
	3/30/04	at Philadelphia	71-95
	11/10/04	at San Antonio	71-91
72	12/5/54	at Syracuse	72-89
	12/29/54	Syracuse	72-70
	1/9/98	at Detroit	72-101
	3/23/99	at Portland	72-79
	11/2/03	at L.A. Lakers	72-87
	1/7/05	at New Jersey	72-82
	4/13/09	at San Antonio	72-101
	11/13/10	at Milwaukee	72-79
73	3/9/01	at Dallas	73-102
	11/5/02	at San Antonio	73-93
	3/20/11	at Dallas	73-101
74	1/3/55	at Minneapolis	74-76
	11/21/74	at Cleveland	74-102
	10/21/79	at Portland	74-91
	1/1/83	at Portland	74-105
	3/13/99	Orlando	74-87
	4/6/99	at Houston	74-111
	11/24/00	at Phoenix	74-80
	3/5/04	New Jersey	74-78

WARRIORS LOWEST SCORING GAMES (CONTINUED...)

PTS	DATE	OPPONENT	SCORE
74	3/12/04	at San Antonio	74-99
	4/9/04	Minnesota	74-92
	11/8/13	at San Antonio	74-76

OPPONENTS HIGHEST SCORING GAMES

PTS	DATE	OPPONENT	SCORE
163	3/10/63	at Syracuse	148-163
162	3/19/72	at Los Angeles	99-162
158	11/2/90	at Denver	162-158
154	3/23/89	Phoenix	124-154
	3/15/09	Phoenix	130-154
153	3/7/62	at Boston	102-153
152	2/13/62	at Cincinnati	132-152
151	12/8/61	Los Angeles (30T)	147-151
	1/18/62	Cincinnati	133-151
	1/20/68	at Los Angeles	122-151
150	12/13/59	at Syracuse	121-150
	2/21/62	at Syracuse	109-150
	2/23/91	at Denver	145-150
149	3/1/61	at Syracuse	128-149
	2/25/62	New York	135-149
	1/15/85	Dallas	104-149
148	11/18/61	at Syracuse	130-148
	3/11/62	at Syracuse	130-148
	1/16/68	at Cincinnati	121-148
	3/28/92	at New Jersey (OT)	153-148
147	3/2/62	New York at Hershey	169-147
	12/27/69	at Baltimore	112-147
	2/1/87	New Jersey (40T)	150-147
	4/15/88	at Portland	113-147
	3/19/10	at San Antonio	116-147

OPPONENTS LOWEST SCORING GAMES

PTS	DATE	OPPONENT	SCORE
63	3/11/13	New York	92-63
69	12/26/97	at Denver	81-69
	4/4/14	Sacramento	102-69
	11/2/15	Memphis	119-69
70	12/29/54	Syracuse	72-70
	12/1/96	Portland	98-70
71	11/22/75	at Washington	111-71
	11/10/01	at New York	90-71
72	2/14/55	Rochester at Buffalo	79-72
	11/5/03	Atlanta	99-72
	11/23/03	Portland	78-72
	3/18/13	at New Orleans	93-72
73	12/4/54	Syracuse at New York	79-73
	2/17/55	Rochester at New Haven	78-73
	12/15/55	Fort Wayne	80-73
	1/16/95	Denver	77-73
74	11/10/70	Cleveland	109-74
	4/24/99	Denver	93-74
	12/20/16	Utah	104-74
75	3/2/55	at Milwaukee	78-75
	10/15/71	at Boston	97-75
	12/23/97	Denver	87-75
	2/28/00	Atlanta	80-75
	2/13/02	Boston	92-75
76	1/3/55	at Minneapolis	74-76
	11/18/93	L.A. Lakers	103-76
	4/3/99	at L.A. Lakers	81-76
	12/11/99	at Minnesota	104-76
	2/1/00	at L.A. Clippers	107-76
	11/8/13	at San Antonio	74-76
	3/23/15	Washington	107-76

WARRIORS ALL-TIME CAREER LEADERS



POINTS

1. Stephen Curry	20,064
2. Wilt Chamberlain.....	17,783
3. Rick Barry	16,447
4. Paul Arizin	16,266
5. Chris Mullin	16,235
6. Nate Thurmond.....	13,191
7. Klay Thompson.....	12,647
8. Jeff Mullins.....	12,547
9. Purvis Short.....	11,894
10. Neil Johnston.....	10,023

POINTS PER GAME (MIN. 100 GAMES)

1. Wilt Chamberlain.....	41.5
2. Kevin Durant.....	25.8
3. Rick Barry	25.6
4. Stephen Curry	24.3
5. World B. Free	23.4
6. Paul Arizin	23.0
7. Mitch Richmond	22.7
8. Bernard King.....	22.5
9. Rudy LaRusso.....	21.3
10. Joe Barry Carroll.....	20.4

GAMES PLAYED

1. Stephen Curry	826
2. Chris Mullin	807
3. Nate Thurmond.....	757
4. Jeff Mullins	716
5. Paul Arizin	713
6. Al Attles.....	711
7. Draymond Green	685
8. Klay Thompson.....	647
9. Rick Barry	642
10. Adonal Foyle.....	641

REBOUNDS

1. Nate Thurmond.....	12,771
2. Wilt Chamberlain.....	10,768
3. Larry Smith.....	6,440
4. Clyde Lee	6,416
5. Paul Arizin	6,129
6. Neil Johnston.....	5,856
7. Draymond Green	4,751
8. Rick Barry	4,655
9. Joe Grabowski.....	4,503
10. Clifford Ray	4,310

REBOUNDS PER GAME (MIN. 100 GAMES)

1. Wilt Chamberlain.....	25.1
2. Nate Thurmond.....	16.9
3. Jerry Lucas.....	15.2
4. Neil Johnston.....	11.3
5. Clyde Lee	11.0
6. Danny Fortson.....	10.7
7. Larry Smith.....	10.4
8. Tom Gola.....	9.7
9. Robert Parish	9.5
10. Woody Sauldsberry.....	9.4

MINUTES PLAYED

1. Nate Thurmond.....	30,729
2. Stephen Curry	28,361
3. Chris Mullin	28,225
4. Paul Arizin	24,897
5. Rick Barry	24,443
6. Jeff Mullins.....	23,495
7. Klay Thompson.....	21,281
8. Guy Rodgers.....	21,148
9. Wilt Chamberlain.....	20,233
10. Draymond Green	19,512

ASSISTS

1. Stephen Curry	5,388
2. Guy Rodgers	4,855
3. Tim Hardaway.....	3,926
4. Draymond Green	3,733
5. Rick Barry	3,247
6. Chris Mullin	3,146
7. Jeff Mullins	2,913
8. Eric Floyd	2,518
9. Al Attles.....	2,483
10. Nate Thurmond.....	2,070

ASSISTS PER GAME (MIN. 100 GAMES)

1. Tim Hardaway.....	9.3
2. Guy Rodgers	8.3
3. Baron Davis.....	8.1
4. John Lucas.....	8.0
5. Andy Phillip	7.2
6. Eric Floyd	6.7
7. Stephen Curry	6.5
8. Mookie Blaylock.....	6.0
9. Winston Garland.....	5.5
10. World B. Free	5.4
Draymond Green	5.4

MINUTES PER GAME (MIN. 100 GAMES)

1. Wilt Chamberlain.....	47.2
2. Nate Thurmond.....	40.6
3. Latrell Sprewell.....	40.0
4. Jerry Lucas.....	38.8
5. Paul Arizin	38.4
6. Rick Barry	38.1
7. Stephen Jackson.....	37.9
8. Tom Gola.....	37.2
9. Tim Hardaway.....	37.0
10. Baron Davis.....	36.9

STEALS

1. Stephen Curry	1,367
2. Chris Mullin	1,360
3. Draymond Green	955
4. Rick Barry.....	929
5. Tim Hardaway.....	821
6. Purvis Short.....	710
7. Latrell Sprewell.....	696
8. Monta Ellis.....	694
9. Sonny Parker.....	611
10. Eric Floyd	606

STEALS PER GAME (MIN. 100 GAMES)

1. Rick Barry	2.31
2. Baron Davis.....	2.05
3. Tim Hardaway.....	1.95
4. Mookie Blaylock.....	1.88
5. Larry Hughes.....	1.74
6. Latrell Sprewell.....	1.74
7. Speedy Claxton.....	1.74
8. Winston Garland.....	1.72
9. Lester Conner.....	1.70
10. Stephen Curry	1.65

OFFENSIVE REBOUNDS

1. Larry Smith.....	2,709
2. Clifford Ray	1,372
3. Erick Dampier	1,340
4. Joe Barry Carroll.....	1,326
5. Adonal Foyle.....	1,221
6. Andris Biedrins	1,188
7. Purvis Short.....	1,187
8. Antawn Jamison.....	989
9. Chris Mullin.....	949
10. Robert Parish.....	924

BLOCKED SHOTS

1. Adonal Foyle.....	1,140
2. Joe Barry Carroll.....	837
3. Erick Dampier	728
4. Draymond Green	711
5. Manute Bol	592
6. Andris Biedrins	580
7. Robert Parish.....	549
8. George Johnson.....	507
9. Chris Mullin	488
10. Clifford Ray	465

BLOCKS PER GAME (MIN. 100 GAMES)

1. Manute Bol	3.70
2. George Johnson.....	1.88
3. Ronny Turiaf.....	1.83
4. Robert Parish.....	1.79
5. Adonal Foyle.....	1.78
6. Erick Dampier	1.71
7. Andrew Bogut.....	1.71
8. Joe Barry Carroll.....	1.70
9. Kevin Durant.....	1.45
10. Joe Smith.....	1.22

DEFENSIVE REBOUNDS

1. Draymond Green	4,003
2. Larry Smith.....	3,731
3. Stephen Curry	3,285
4. Clifford Ray	2,938
5. Joe Barry Carroll.....	2,742
6. Chris Mullin.....	2,569
7. Andris Biedrins	2,426
8. David Lee.....	2,176
9. Troy Murphy.....	2,099
10. Adonal Foyle.....	2,006

WARRIORS ALL-TIME CAREER LEADERS

FIELD GOALS MADE

1. Wilt Chamberlain.....	7,216
2. Stephen Curry	6,875
3. Rick Barry	6,466
4. Chris Mullin	6,150
5. Paul Arizin	5,628
6. Jeff Mullins.....	5,183
7. Nate Thurmond.....	5,029
8. Purvis Short.....	4,830
9. Klay Thompson.....	4,758
10. Joe Barry Carroll.....	4,010

FIELD GOALS ATTEMPTED

1. Stephen Curry	14,520
2. Rick Barry	14,392
3. Wilt Chamberlain.....	14,270
4. Paul Arizin	13,354
5. Chris Mullin	11,993
6. Nate Thurmond.....	11,836
7. Jeff Mullins.....	11,126
8. Klay Thompson.....	10,397
9. Purvis Short.....	10,091
10. Joe Fulks.....	9,338

FIELD GOAL % (MIN. 1,000 ATTEMPTS)

1. Andris Biedrins594
2. Chris Gatling.....	.581
3. Andrew Bogut579
4. Bernard King.....	.577
5. Chris Webber550
6. Larry Smith.....	.539
7. Clifford Ray537
8. Sarunas Marciulionis.....	.528
9. Kevin Durant.....	.524
10. Victor Alexander.....	.522

FREE THROWS MADE

1. Paul Arizin	5,010
2. Rick Barry	3,515
3. Neil Johnston.....	3,417
4. Wilt Chamberlain.....	3,351
5. Chris Mullin	3,345
6. Stephen Curry	3,197
7. Nate Thurmond.....	3,133
8. Joe Fulks	2,355
9. Jeff Mullins.....	2,181
10. Purvis Short.....	2,133

FREE THROWS ATTEMPTED

1. Paul Arizin	6,189
2. Wilt Chamberlain.....	6,037
3. Nate Thurmond.....	4,636
4. Neil Johnston.....	4,447
5. Rick Barry	3,921
6. Chris Mullin	3,881
7. Stephen Curry	3,520
8. Joe Fulks	3,075
9. Joe Barry Carroll.....	2,672
10. Jeff Mullins.....	2,667

FREE THROW % (MIN. 500 ATTEMPTS)

1. Stephen Curry908
2. Rick Barry896
3. Jordan Poole885
4. Kevin Durant883
5. Chris Mullin862
6. Klay Thompson.....	.849
7. Cazzie Russell.....	.841
8. Mitch Richmond840
9. Jim Barnett.....	.831
Ron Williams.....	.831

THREE-POINT FIELD GOALS MADE

1. Stephen Curry	3,117
2. Klay Thompson.....	1,912
3. Jason Richardson	700
4. Tim Hardaway.....	602
5. Chris Mullin	590
6. Draymond Green	571
7. Latrell Sprewell.....	551
8. Baron Davis.....	434
9. Kevin Durant.....	427
10. Jordan Poole	382

THREE-POINT FG ATTEMPTED

1. Stephen Curry	7,290
2. Klay Thompson.....	4,587
3. Jason Richardson	2,001
4. Draymond Green	1,812
5. Tim Hardaway.....	1,697
6. Latrell Sprewell.....	1,660
7. Chris Mullin	1,610
8. Baron Davis.....	1,346
9. Jordan Poole	1,121
10. Kevin Durant.....	1,113

THREE-POINT % (MIN. 250 ATTEMPTS)

1. Anthony Morrow.....	.460
2. Stephen Curry428
3. Quinn Cook418
4. Klay Thompson.....	.417
5. B.J. Armstrong413
6. Brandon Rush412
7. Kelenna Azubuike.....	.409
8. Reggie Williams.....	.405
9. Mark Price.....	.396
10. Al Harrington.....	.388

PERSONAL FOULS

1. Paul Arizin	2,764
2. Al Attles.....	2,417
3. Larry Smith.....	2,244
4. Nate Thurmond.....	2,065
5. Jeff Mullins	2,037
6. Stephen Curry	1,981
7. Purvis Short.....	1,964
8. Guy Rodgers	1,940
9. Draymond Green	1,922
10. Rick Barry	1,887

DISQUALIFICATIONS

1. Paul Arizin	101
2. Tom Gola.....	71
3. Al Attles.....	65
4. Tom Meschery	53
5. Joe Barry Carroll.....	50
5. Larry Smith.....	50
7. Joe Ellis.....	42
8. Joe Fulks.....	41
9. Guy Rodgers	40
10. Clifford Ray	37



TOTAL POINTS

1. Wilt Chamberlain 3,586 1962-63
2. Wilt Chamberlain 2,948 1963-64
3. Rick Barry 2,775 1966-67
4. **Stephen Curry 2,375 ... 2015-16**
5. Rick Barry 2,450 1974-75
6. Purvis Short 2,186 1984-85
7. Chris Mullin 2,176 1988-89
8. Chris Mullin 2,107 1990-91
9. Chris Mullin 2,074 1991-92
10. Rick Barry 2,059 1965-66

POINTS PER GAME (MIN. 50 GAMES)

1. Wilt Chamberlain 44.8 1962-63
2. Wilt Chamberlain 38.9 1964-65
3. Wilt Chamberlain 36.9 1963-64
4. Rick Barry 35.6 1966-67
5. **Stephen Curry 32.0 ... 2020-21**
6. Rick Barry 30.6 1974-75
7. **Stephen Curry 30.1 ... 2015-16**
8. Purvis Short 28.0 1984-85
9. **Stephen Curry 27.3 ... 2018-19**
10. Chris Mullin 26.5 1988-89

TOTAL MINUTES

1. Wilt Chamberlain 3,806 1962-63
2. Wilt Chamberlain 3,698 1963-64
3. Latrell Sprewell 3,533 1993-94
4. Nate Thurmond 3,419 1972-73
5. Antawn Jamison 3,394 2000-01
6. Latrell Sprewell 3,353 1996-97
7. Nate Thurmond 3,351 1970-71
8. Chris Mullin 3,346 1991-92
9. Chris Mullin 3,315 1990-91
10. Rick Barry 3,235 1974-75

REBOUNDS

1. Wilt Chamberlain 1,946 1962-63
2. Wilt Chamberlain 1,787 1963-64
3. Nate Thurmond 1,402 1968-69
4. Nate Thurmond 1,395 1964-65
5. Nate Thurmond 1,382 1966-67
6. Nate Thurmond 1,349 1972-73
7. Nate Thurmond 1,312 1965-66
8. Jerry Lucas 1,255 1970-71
9. Nate Thurmond 1,252 1971-72
10. Clyde Lee 1,141 1967-68

REBOUNDS PER GAME (MIN. 50 GAMES)

1. Wilt Chamberlain 24.3 1962-63
2. Wilt Chamberlain 22.3 1963-64
3. Nate Thurmond 22.0 1967-68
4. Nate Thurmond 21.3 1966-67
5. Nate Thurmond 19.7 1968-69
6. Nate Thurmond 18.1 1964-65
7. Nate Thurmond 17.9 1965-66
8. Nate Thurmond 17.1 1972-73
9. Nate Thurmond 16.1 1971-72
10. Jerry Lucas 15.7 1970-71

MINUTES PER GAME (MIN. 50 GAMES)

1. Wilt Chamberlain 47.6 1962-63
2. Wilt Chamberlain 46.1 1963-64
3. Nate Thurmond 45.2 1968-69
4. Nate Thurmond 43.6 1967-68
5. Nate Thurmond 43.3 1972-73
6. Nate Thurmond 43.1 1971-72
7. Latrell Sprewell 43.1 1993-94
8. Nate Thurmond 42.5 1966-67
9. Latrell Sprewell 41.9 1996-97
10. Antawn Jamison 41.4 2000-01

ASSISTS

1. Eric Floyd 848 1986-87
2. Guy Rodgers 846 1965-66
3. Guy Rodgers 825 1962-63
4. Tim Hardaway 807 1991-92
5. Tim Hardaway 793 1990-91
6. John Lucas 762 1978-79
7. Eric Floyd 746 1985-86
8. Tim Hardaway 699 1992-93
9. Tim Hardaway 689 1989-90
10. **Stephen Curry 666 ... 2013-14**

ASSISTS PER GAME (MIN. 50 GAMES)

1. Guy Rodgers 10.7 1965-66
2. Tim Hardaway 10.6 1992-93
3. Guy Rodgers 10.4 1962-63
4. Sleepy Floyd 10.3 1986-87
5. Tim Hardaway 10.0 1991-92
6. Tim Hardaway 9.7 1990-91
7. Tim Hardaway 9.3 1994-95
8. John Lucas 9.3 1978-79
9. Sleepy Floyd 9.1 1985-86
10. Baron Davis 8.9 2005-06

Draymond Green.... 8.9 ... 2020-21

OFF. REBOUNDS (EST. 1973-74)

1. Larry Smith 433 1980-81
2. Larry Smith 405 1984-85
3. Larry Smith 384 1985-86
4. Larry Smith 366 1986-87
5. Erick Dampier 344 2003-04
6. Chris Webber 305 1993-94
7. Joe Smith 300 1995-96
8. Danny Fortson 290 2001-02
9. Larry Smith 282 1983-84
10. Antawn Jamison 280 2000-01

STEALS (EST. 1973-74)

1. Rick Barry 228 1974-75
2. Tim Hardaway 214 1990-91
3. Rick Barry 202 1975-76
4. Baron Davis 191 2007-08
5. Latrell Sprewell 180 1993-94
6. Chris Mullin 176 1988-89
7. Sonny Parker 173 1979-80
8. Chris Mullin 173 1991-92
9. Rick Barry 172 1976-77
10. Rick Barry 169 1973-74

STEALS PER GAME (MIN. 50 GAMES)

1. Rick Barry 2.85 1974-75
2. Tim Hardaway 2.61 1990-91
3. Rick Barry 2.49 1975-76
4. Mookie Blaylock 2.36 2000-01
5. Baron Davis 2.33 2007-08
6. Monta Ellis 2.23 2009-10
7. Winston Garland 2.22 1988-89
8. Latrell Sprewell 2.20 1993-94
9. Rick Barry 2.18 1976-77
10. Chris Mullin 2.15 1988-89

DEF. REBOUNDS (EST. 1973-74)

1. David Lee 668 2012-13
2. Robert Parish 651 1978-79
3. **Draymond Green... 635 ... 2015-16**
4. Nate Thurmond 629 1973-74
5. Clifford Ray 611 1974-75
6. Danny Fortson 609 2001-02
7. Troy Murphy 578 2002-03
8. Larry Smith 561 1980-81
9. Larry Smith 551 1986-87
10. Troy Murphy 548 2005-06

BLOCKED SHOTS (EST. 1973-74)

1. Manute Bol 345 1988-89
2. Manute Bol 238 1989-90
3. Robert Parish 217 1978-79
4. Adonal Foyle 205 2002-03
5. Nate Thurmond 179 1973-74
6. George Johnson 174 1975-76
7. Ronny Turiaf 168 2008-09
8. Adonal Foyle 168 2001-02
9. Erick Dampier 167 2001-02
10. Chris Webber 164 1993-94

BLOCKS PER GAME (MIN. 50 GAMES)

1. Manute Bol 4.31 1988-89
2. Manute Bol 3.17 1989-90
3. Nate Thurmond 2.89 1973-74
4. Robert Parish 2.86 1978-79
5. Adonal Foyle 2.69 2000-01
6. Adonal Foyle 2.50 2002-03
7. Erick Dampier 2.29 2001-02
8. Chris Webber 2.16 1993-94
9. Ronny Turiaf 2.13 2008-09
- Adonal Foyle 2.13 2001-02

WARRIORS TOP-10 SEASON LEADERS - WEST COAST ERA

ALL-TIME RECORDS

FIELD GOALS MADE

1. Wilt Chamberlain.....1,463 ... 1962-63
2. Wilt Chamberlain.....1,204 ... 1963-64
3. Rick Barry1,028 ... 1974-75
4. Rick Barry1,011 ... 1966-67
5. Chris Mullin.....830 ... 1988-89
Chris Mullin.....830 ... 1991-92
7. Purvis Short.....819 ... 1984-85
8. **Stephen Curry 805 .. 2015-16**
9. Antawn Jamison800 ...2000-01
10. Rick Barry796 ... 1973-74

FIELD GOALS ATTEMPTED

1. Wilt Chamberlain.....2,770 ... 1962-63
2. Wilt Chamberlain.....2,298 ... 1963-64
3. Rick Barry2,240 ... 1966-67
4. Rick Barry2,217 ... 1974-75
5. Antawn Jamison1,812 ... 2000-01
6. Purvis Short1,780 ... 1984-85
7. Rick Barry1,698 ... 1965-66
8. Rick Barry1,686 ... 1977-78
9. Rick Barry1,630 ... 1972-73
10. Chris Mullin.....1,630 ... 1988-89

FIELD GOAL % (MIN. 500 ATTEMPTS)

1. Chris Gatling633 ... 1994-95
2. Andris Biedrins..... .626 ... 2007-08
3. Andris Biedrins..... .599 ... 2006-07
4. Bernard King..... .588 ... 1980-81
5. Andris Biedrins..... .578 ... 2008-09
6. Bernard King..... .566 ... 1981-82
7. Chris Mullin..... .553 ... 1996-97
8. Chris Webber..... .550 ... 1993-94
9. Larry Smith..... .546 ... 1986-87
10. Carl Landry540 ...2012-13

FREE THROWS MADE

1. Rick Barry753 ... 1966-67
2. Wilt Chamberlain.....660 ... 1962-63
3. Rick Barry569 ... 1965-66
4. Wilt Chamberlain.....540 ... 1963-64
5. World B. Free528 ... 1980-81
6. Rudy LaRusso.....522 ... 1967-68
7. Chris Mullin.....513 ... 1990-91
8. Chris Mullin.....505 ... 1989-90
9. Purvis Short501 ... 1984-85
10. Chris Mullin.....493 ... 1988-89
Latrell Sprewell493 ... 1996-97

FREE THROWS ATTEMPTED

1. Wilt Chamberlain.....1,113 ... 1962-63
2. Wilt Chamberlain.....1,016 ... 1963-64
3. Rick Barry852 ... 1966-67
4. Rudy LaRusso.....661 ... 1967-68
5. Rick Barry660 ... 1965-66
6. World B. Free649 ... 1980-81
7. World B. Free647 ... 1981-82
8. Nate Thurmond.....621 ... 1968-69
9. Purvis Short.....613 ... 1984-85
10. Latrell Sprewell.....585 ... 1996-97

FREE THROW % (MIN. 150 ATTEMPTS)

1. **Stephen Curry934 .. 2010-11**
2. **Jordan Poole925 .. 2021-22**
3. Rick Barry924 ... 1977-78
4. Rick Barry923 ... 1975-76
Stephen Curry923 .. 2021-22
6. **Stephen Curry921 .. 2017-18**
7. Rick Barry916 ... 1976-77
Stephen Curry916 .. 2018-19
- Stephen Curry916 .. 2020-21**
- 10.**Stephen Curry914 .. 2014-15**

THREE-POINT FIELD GOALS MADE

1. **Stephen Curry402* .. 2015-16**
2. **Stephen Curry 354 .. 2018-19**
3. **Stephen Curry 337 .. 2020-21**
4. **Stephen Curry 324 .. 2016-17**
5. **Stephen Curry 286 .. 2014-15**
6. **Stephen Curry 285 .. 2021-22**
7. **Klay Thompson..... 276 .. 2015-16**
8. **Stephen Curry 272 .. 2012-13**
9. **Klay Thompson..... 268 .. 2016-17**
- 10.**Stephen Curry 261 .. 2013-14**

THREE-POINTERS ATTEMPTED

1. **Stephen Curry 886 .. 2015-16**
2. **Stephen Curry 810 .. 2018-19**
3. **Stephen Curry 801 .. 2020-21**
4. **Stephen Curry 789 .. 2016-17**
5. **Stephen Curry 750 .. 2021-22**
6. **Klay Thompson..... 650 .. 2015-16**
7. **Klay Thompson..... 647 .. 2016-17**
8. **Stephen Curry 646 .. 2014-15**
9. **Stephen Curry 615 .. 2013-14**
- 10.**Stephen Curry 600 .. 2012-13**

THREE-POINT % (MIN. 100 ATTEMPTS)

1. B.J. Armstrong473 ... 1995-96
2. Anthony Morrow..... .467 ... 2008-09
3. Anthony Morrow..... .456 ... 2009-10
4. **Stephen Curry455 .. 2011-12**
5. **Stephen Curry454 .. 2015-16**
6. **Stephen Curry453 .. 2012-13**
7. Brandon Rush452 ... 2011-12
8. Chris Mullin..... .451 ... 1992-93
9. Kelenna Azubuike..... .448 ... 2008-09
10. Brian Cardinal444 ... 2003-04

PERSONAL FOULS

1. Rudy LaRusso.....337 ... 1967-68
2. Jerome Whitehead.....322 ... 1984-85
3. Tyrone Hill.....320 ... 1992-93
4. Larry Smith.....316 ... 1980-81
5. Tyrone Hill.....315 ... 1991-92
6. Clifford Ray305 ... 1974-75
7. Andris Biedrins.....304 ...2006-07
8. Ron Williams.....301 ... 1970-71
9. Rick Barry297 ... 1965-66
10. Guy Rodgers.....296 ... 1962-63

DISQUALIFICATIONS

1. Rudy LaRusso.....14 ... 1967-68
2. Al Attles13 ... 1966-67
Joe Ellis13 ... 1968-69
Joe Ellis13 ... 1969-70
Joe Barry Carroll.....13 ... 1985-86
6. Byron Houston.....12 ... 1992-93
7. Jason Caffey.....11 ... 1999-00
Tom Meschery.....11 ... 1962-63
Butch Beard.....11 ... 1973-74
10. Robert Parish10 ... 1977-78
Robert Parish10 ... 1978-79
Joe Barry Carroll.....10 ... 1980-81
Larry Smith10 ... 1980-81

*NBA RECORD

WARRIORS ALL-TIME TOP SEASON PERFORMANCES



TEAM CATEGORY	TOTAL	SEASON	AVERAGE
Points	10,035	1961-62	125.4
Field Goals Made	3,917	1961-62	49.0
Field Goals Attempted	8,929	1961-62	111.6
Field Goal Percentage	.507	1991-92	---
Three-Point Field Goals Made	1,176	2021-22	14.3
Three-Point Field Goals Attempted	3,231	2021-22	39.4
Three-Point Field Goal Percentage	.416	2015-16	---
Free Throws Made	2,334	1967-68	28.5
Free Throws Attempted	3,207	1961-62	40.1
Free Throw Percentage	.815	2017-18	---
Offensive Rebounds	1,416	1974-75	17.3
Defensive Rebounds	3,035	1973-74	37.0
Total Rebounds	6,029	1967-68	73.5
Assists	2,491	2016-17	30.4
Steals	972	1974-75	11.9
Blocked Shots	643	1988-89	7.8
Turnovers	1,716	1974-75	20.9
Personal Fouls	2,265	1967-68	27.6
Disqualifications	71	1961-62	---

INDIVIDUAL

CATEGORY	PLAYER	SEASON	TOTAL
Total Points	Wilt Chamberlain	1961-62*	4,029
Scoring Average	Wilt Chamberlain	1961-62*	50.4
Field Goals Made	Wilt Chamberlain	1961-62*	1,597
Field Goals Attempted	Wilt Chamberlain	1961-62*	3,159
Field Goal Percentage (min. 500 FGA)	Chris Gatling	1994-95	.633
Three-Point Field Goals Made	Stephen Curry	2015-16*	402
Three-Point Field Goals Attempted	Stephen Curry	2015-16	886
Three-Point Field Goal Percentage	B. J. Armstrong	1995-96	.473
Free Throws Made	Rick Barry	1966-67	753
Free Throws Attempted	Wilt Chamberlain	1961-62*	1,363
Free Throw Percentage	Stephen Curry	2010-11	.934
Offensive Rebounds	Larry Smith	1980-81	433
Defensive Rebounds	David Lee	2012-13	668
Total Rebounds	Wilt Chamberlain	1960-61*	2,149
Average Rebounds	Wilt Chamberlain	1960-61*	27.2
Assists	Eric Floyd	1986-87	848
Average Assists	Guy Rodgers	1965-66	10.7
Steals	Rick Barry	1974-75	228
Average Steals	Rick Barry	1974-75	2.85
Blocked Shots	Manute Bol	1988-89	345
Average Blocked Shots	Manute Bol	1988-89	4.31
Turnovers	Latrell Sprewell	1996-97	322
Personal Fouls	Rudy LaRusso	1967-68	337
Disqualifications	Joe Fulks	1952-53	20
Minutes Played	Wilt Chamberlain	1961-62*	3,882
Average Minutes Played	Wilt Chamberlain	1961-62*	48.5

Steals and blocks were first recorded in 1973-74; Three-point field goals in 1979-80; team turnovers in 1970-71, individual turnovers in 1977-78

Current Warriors in bold

*NBA Record

WARRIORS ALL-TIME TOP SCORING PERFORMANCES

WARRIORS PTS	PLAYER	OPPONENT	DATE
100	Wilt Chamberlain	vs. New York at Hershey, PA	3/2/62
78	Wilt Chamberlain	vs. Los Angeles (30T)	12/8/61
73	Wilt Chamberlain Wilt Chamberlain	vs. Chicago at New York	1/13/62 11/16/62
72	Wilt Chamberlain	at Los Angeles	11/3/62
70	Wilt Chamberlain	at Syracuse	3/10/63
67	Wilt Chamberlain Wilt Chamberlain Wilt Chamberlain Wilt Chamberlain	vs. New York at St. Louis vs. New York vs. Los Angeles	3/9/61 2/17/62 2/26/62 1/17/63
65	Wilt Chamberlain Wilt Chamberlain	at Cincinnati at St. Louis	2/13/62 2/27/62
64	Rick Barry	vs. Portland	3/26/74
63	Joe Fulks Wilt Chamberlain Wilt Chamberlain	vs. Indianapolis vs. Los Angeles at Philadelphia	2/10/49 12/14/62 11/26/64
62*	Stephen Curry	vs. Portland	1/3/21
61*			
60*	Klay Thompson	vs. Indiana	12/5/16
59*	Purvis Short	vs. New Jersey	11/17/84
58*			
57*	Rick Barry Rick Barry Purvis Short Stephen Curry	at Cincinnati at New York vs. San Antonio at Dallas	10/19/65 12/14/65 1/7/84 2/6/21
56*			
55*	Rick Barry Rick Barry	vs. Philadelphia vs. New York	1/23/75 3/25/78
54*	Stephen Curry	at New York	2/27/13
53*	Stephen Curry Stephen Curry	at New Orleans vs. Denver	10/31/15 4/12/21
52*	Rick Barry Joe Barry Carroll Klay Thompson Klay Thompson D'Angelo Russell	vs. Chicago at Fresno, CA vs. Utah vs. Sacramento at Chicago at Minnesota	2/16/67 3/5/83 1/23/15 10/29/18 11/8/19
51*	Rick Barry Rick Barry Phil Smith Phil Smith Rick Barry Antawn Jamison Antawn Jamison Stephen Curry Stephen Curry Stephen Curry Stephen Curry Kevin Durant	vs. Houston at San Antonio vs. Philadelphia vs. Phoenix vs. Houston vs. Philadelphia at Seattle vs. L.A. Lakers vs. Dallas at Washington at Orlando vs. Washington at Toronto	1/17/73 2/23/74 1/8/76 12/11/76 10/29/77 12/3/00 12/6/00 2/4/15 2/3/16 2/25/16 10/24/18 11/29/18
50*	Neil Johnston Rick Barry Rick Barry Rick Barry Rick Barry Rick Barry Bernard King Jamal Crawford Kevin Durant Stephen Curry	vs. Syracuse at New York vs. St. Louis at Phoenix at Detroit vs. Boston at Oakland at Cincinnati vs. Los Angeles vs. Philadelphia at Charlotte at Portland vs. Atlanta	2/16/54 12/8/66 1/14/67 2/14/67 12/25/67 12/8/73 1/3/81 12/20/08 2/14/18 11/8/21

OPPONENTS PTS	PLAYER	OPPONENT	DATE
63	Elgin Baylor	Los Angeles (30T)	12/8/61
62	Wilt Chamberlain	Philadelphia	3/3/66
61	Damian Lillard	Portland	1/20/20
58	Fred Brown	Seattle	3/23/74
56	Tom Chambers Karl Malone LeBron James	Phoenix Utah L.A. Lakers	2/18/90 4/7/98 3/5/22
55	Brandon Jennings	Milwaukee	11/14/09
54	Kevin Durant	Oklahoma City	1/17/14
52	Elgin Baylor Elgin Baylor	Los Angeles Los Angeles	12/8/61 12/15/62
51	Bob Pettit Elgin Baylor Moses Malone Karl Malone Kobe Bryant Dirk Nowitzki Damian Lillard	St. Louis Los Angeles Houston Utah L.A. Lakers Dallas Portland	12/6/61 12/14/62 3/11/81 12/9/95 12/6/00 3/23/06 2/19/16
50	Richie Guerin Tracy Murray Kevin Martin Lou Williams	New York Washington Sacramento L.A. Clippers	2/25/62 2/10/98 4/1/09 1/10/18

Current Warriors in bold

*Wilt Chamberlain scored between 50-62 points in 91 games as a member of the Warriors.



MOST POINTS SCORED

One Game	169	Philadelphia vs. New York at Hershey, PA	3/2/62
West Coast	162	Golden State at Denver	11/2/90
1st Half	88	Golden State vs. Sacramento	11/2/91
2nd Half	90	Philadelphia vs. New York at Hershey, PA	3/2/62
West Coast	87	Golden State vs. Sacramento	3/4/89
1st Quarter	51	Golden State at Denver (NBA record for pts in 1st QTR)	1/15/19
2nd Quarter	47	San Francisco vs. Seattle	1/23/68
	47	Golden State vs. New York	3/14/15
3rd Quarter	57*	Golden State vs. Sacramento	3/4/89
4th Quarter	50	Golden State vs. L.A. Clippers	3/7/89
	50	Golden State vs. Portland	3/21/89
Overtime	22	Golden State vs. Orlando	3/11/11

FEWEST POINTS SCORED

One Game	47	Philadelphia at New York	2/14/48
Shot Clock Era	64	Golden State vs. Cleveland	3/30/96
1st Half	25	Golden State vs. Chicago	1/1/74
	25	Golden State vs. New York	11/20/01
2nd Half	24	Golden State vs. Minnesota	4/9/04
1st Quarter	8	San Francisco at San Diego	12/2/67
	8	Golden State at Los Angeles	3/18/77
	8	Golden State vs. Chicago	1/31/97
2nd Quarter	7	Golden State at Portland	1/1/83
	7	Golden State vs. New York	11/20/01
3rd Quarter	6	Golden State at Philadelphia	3/30/04
4th Quarter	2*	Golden State vs. Toronto (OT)	2/8/04
Overtime	2	Golden State vs. New York	3/26/01
	2	Golden State at Milwaukee	12/10/03

FIELD GOALS MADE

One Game	65	Golden State vs. Indiana	3/19/77
One Half	36	Golden State vs. Indiana	3/19/77
One Quarter	23	Golden State vs. Sacramento	3/4/89
Fewest Game	23	Golden State vs. Cleveland	3/30/96

FIELD GOALS ATTEMPTED

One Game	153*	Philadelphia vs. Los Angeles (3OT)	12/8/61
West Coast	134	San Francisco vs. Baltimore	1/27/67
One Half	83*	Philadelphia vs. Syracuse	11/4/59
West Coast	81	San Francisco vs. Los Angeles	2/2/69
One Quarter	43	Philadelphia vs. Syracuse	11/4/59
West Coast	38	San Francisco vs. Baltimore	1/27/67
Fewest Game	59	Philadelphia vs. Milwaukee at Albany, NY	3/14/55
	59	Golden State at Cleveland	2/27/96

FIELD GOAL PERCENTAGE

Highest	.636	Golden State vs. San Antonio (63-99)	3/8/87
Lowest	.160	Philadelphia vs. Boston (17-106)	1/22/47
West Coast	.267	San Francisco vs. Boston (28-105)	12/5/64

THREE-POINT FIELD GOALS MADE

One Game	27	Golden State vs. Oklahoma City	5/8/21
One Half	17	Golden State at Chicago (1st half)	10/29/18
One Quarter	10	Golden State at Denver	1/15/19
	10	Golden State at Cleveland	2/1/20

WARRIORS ALL-TIME TEAM RECORDS

THREE-POINT FIELD GOALS MADE, NONE MISSED

One Game	3	Golden State vs. Seattle.....	2/26/85
----------	---	-------------------------------	---------

THREE-POINT FIELD GOALS ATTEMPTED

One Game	54	Golden State vs. Oklahoma City.....	5/8/21
One Half	30	Golden State vs. Orlando (1st half).....	2/11/21
One Quarter	18	Golden State vs. Orlando (1st QTR).....	2/11/21
Overtime	7	Golden State vs. Denver (2OT).....	4/22/95

THREE-POINT FIELD GOALS ATTEMPTED, NONE MADE

One Game	15*	Golden State vs. Indiana.....	12/6/96
----------	-----	-------------------------------	---------

FREE THROWS MADE

One Game	55	Golden State vs. Utah.....	3/29/90
One Half	36*	Golden State vs. Utah.....	3/29/90
One Quarter	22	Golden State vs. Utah.....	3/29/90
Fewest Game	1	Golden State at Philadelphia.....	1/30/16

FREE THROWS ATTEMPTED

One Game	74	San Francisco vs. New York (2OT).....	11/6/64
One Half	43	Golden State at Utah.....	3/29/90
	43	Golden State vs. Sacramento.....	1/26/96
One Quarter	28	Philadelphia vs. Cincinnati.....	11/8/59
West Coast	26	San Francisco at Detroit.....	2/18/68
Fewest Game	2	Golden State at Philadelphia.....	1/30/16

FREE THROW PERCENTAGE (MINIMUM 15 ATTEMPTS)

Highest	1.000	Golden State vs. Houston (33-33).....	4/11/91
	1.000	Golden State at Buffalo (22-22).....	11/19/74
	1.000	Golden State vs. Memphis (20-20).....	3/30/09
	1.000	Golden State vs. L.A. Clippers (20-20).....	11/5/14
	1.000	Golden State at Philadelphia (17-17).....	11/25/77
	1.000	Golden State at Oklahoma City (17-17).....	11/9/19
	1.000	Golden State vs. Utah (16-16).....	12/23/15
Lowest	.375	San Francisco at Los Angeles (12-32).....	3/2/63

REBOUNDS

One Game	104	Philadelphia vs. Syracuse.....	11/4/59
	104	Philadelphia vs. Cincinnati.....	11/8/59
West Coast	99	San Francisco vs. Baltimore.....	11/15/65
One Half	62	Philadelphia vs. Syracuse.....	11/9/61
West Coast	51	San Francisco vs. Baltimore.....	11/15/65
One Quarter	40	Philadelphia vs. Syracuse.....	11/9/61
West Coast	28	San Francisco vs. Detroit.....	11/14/62
	28	San Francisco vs. Baltimore.....	11/15/65
Fewest Game	21	Golden State vs. New York.....	11/7/96

OFFENSIVE REBOUNDS

One Game	35	Golden State vs. Los Angeles.....	1/21/75
Fewest Game	1	Golden State vs. San Antonio.....	11/11/14

DEFENSIVE REBOUNDS

One Game	55	Golden State vs. Memphis.....	11/2/15
Fewest Game	11	Golden State vs. New York.....	11/7/96

*NBA Record



ASSISTS

One Game	47	Golden State vs. L.A. Lakers	11/23/16
One Half	28	Golden State vs. Denver	11/6/15
Quarter	16	Golden State vs. Phoenix (1st QTR)	11/26/07
	16	Golden State vs. San Antonio (3rd QTR)	2/6/19
	16	Golden State vs. Charlotte (1st QTR)	2/26/21
Fewest Game	8	Golden State at Miami	1/6/02
	8	Golden State at San Antonio	3/21/06
	8	Golden State at San Antonio	4/1/08

PERSONAL FOULS

One Game	42	Philadelphia vs. Fort Wayne at Buffalo	12/15/54
West Coast	41	Golden State at Portland	11/11/84
	41	Golden State at Washington	2/8/06
Fewest Game	8	Golden State vs. New Orleans	12/4/14

DISQUALIFICATIONS

One Game	4	Golden State vs. Philadelphia	12/29/81
----------	---	-------------------------------	----------

STEALS

One Game	25	Golden State vs. Los Angeles	3/25/75
	25	Golden State vs. San Antonio	2/15/89
One Half	17*	Golden State vs. San Antonio	2/15/89
Fewest Game	0*	Golden State at New York	11/24/73

BLOCKED SHOTS

One Game	18	Golden State vs. New Jersey	2/2/90
	18	Golden State at Denver	4/13/01

TURNOVERS

One Game	45	San Francisco vs. Boston	3/9/71
Fewest Game	5	Golden State at Milwaukee	3/30/05
	5	Golden State vs. L.A. Lakers	3/15/10
	5	Golden State vs. L.A. Lakers	3/27/12
	5	Golden State at L.A. Lakers	4/1/12

WARRIORS ALL-TIME INDIVIDUAL RECORDS

POINTS

One Game	100*	Wilt Chamberlain, Philadelphia vs. New York at Hershey, PA	3/2/62
West Coast	73	Wilt Chamberlain, San Francisco at New York	11/16/62
One Half	59*	Wilt Chamberlain, Philadelphia vs. New York at Hershey, PA	3/2/62
West Coast	45	Wilt Chamberlain, San Francisco at New York	11/16/62
	45	Rick Barry, Golden State vs. Portland	3/26/74
One Quarter	37*	Klay Thompson, Golden State vs. Sacramento	1/23/15

FIELD GOALS MADE

One Game	36*	Wilt Chamberlain, Philadelphia vs. New York at Hershey, PA	3/2/62
West Coast	30	Rick Barry, Golden State vs. Portland	3/26/74
One Half	22*	Wilt Chamberlain, Philadelphia vs. New York at Hershey, PA	3/2/62
West Coast	17	Wilt Chamberlain, San Francisco at New York	11/16/62
One Quarter	13	Klay Thompson, Golden State vs. Sacramento	1/23/15

FIELD GOALS MADE, NONE MISSED

One Game	11	Chris Mullin, Golden State at Miami	12/1/90
----------	----	-------------------------------------	---------

CONSECUTIVE FIELD GOALS MADE

Overall	19	Wilt Chamberlain, San Francisco vs. New York at Boston (18)	11/27/63
		& San Francisco at Baltimore (1)	11/29/63
One Game	18	Wilt Chamberlain, San Francisco vs. New York at Boston	11/27/63

FIELD GOALS ATTEMPTED

One Game	63*	Wilt Chamberlain, Philadelphia vs. New York at Hershey, PA	3/2/62
West Coast	60	Wilt Chamberlain, San Francisco at Cincinnati (OT)	10/28/62
One Half	37*	Wilt Chamberlain, Philadelphia vs. New York at Hershey, PA	3/2/62
West Coast	30	Wilt Chamberlain, San Francisco at Cincinnati (OT)	10/28/62
	30	Wilt Chamberlain, San Francisco vs. Syracuse	12/11/62
One Quarter	21*	Wilt Chamberlain, Philadelphia vs. New York at Hershey, PA	3/2/62
West Coast	16	Wilt Chamberlain, San Francisco vs. Syracuse	12/11/62

FIELD GOALS ATTEMPTED, NONE MADE

One Game	17*	Tim Hardaway, Golden State at Minnesota (OT)	12/27/91
----------	-----	--	----------

THREE-POINT FIELD GOALS MADE

One Game	14*	Klay Thompson, Golden State at Chicago	10/29/18
One Half	10*	Klay Thompson, Golden State at Chicago (1st Half)	10/29/18
One Quarter	9*	Klay Thompson, Golden State vs. Sacramento	1/23/15

THREE-POINT FIELD GOALS MADE, NONE MISSED

One Game	6	Jason Richardson, Golden State vs. L.A. Lakers	12/10/02
	6	Mickael Pietrus, Golden State vs. Phoenix	4/8/05
	6	Stephen Curry, Golden State at Denver	1/5/10
	6	Anthony Morrow, Golden State at New Orleans	3/8/10

CONSECUTIVE THREE-POINT FIELD GOALS MADE

Overall	10*	Klay Thompson, Golden State at L.A. Lakers	1/21/19
---------	-----	--	---------

THREE-POINT FIELD GOALS ATTEMPTED

One Game	24*	Klay Thompson, Golden State at Chicago	10/29/18
One Half	14	Klay Thompson, Golden State at Chicago (1st Half)	10/29/18
One Quarter	10	Klay Thompson, Golden State at Chicago (3rd Quarter)	10/29/18

*NBA Record
Current Warriors in Bold



THREE-POINT FIELD GOALS ATTEMPTED, NONE MADE

One Game	8	Baron Davis, Golden State vs. Phoenix.....	4/8/05
	8	Baron Davis, Golden State vs. Philadelphia.....	2/29/08
	8	Reggie Williams, Golden State at Utah	3/31/10
	8	Klay Thompson, Golden State at L.A. Lakers	3/6/16

FREE THROWS MADE

One Game	28*	Wilt Chamberlain, Philadelphia vs. New York at Hershey, PA	3/2/62
West Coast	22	Latrell Sprewell, Golden State at Los Angeles Clippers.....	3/10/97
One Half	17	Rick Barry, San Francisco at New York.....	12/6/66
One Quarter	14	Rick Barry, San Francisco at New York	12/6/66

FREE THROWS MADE, NONE MISSED

One Game	18	Rick Barry, Golden State vs. Portland.....	12/26/74
	18	Rick Barry, Golden State vs. Washington	2/6/75

CONSECUTIVE FREE THROWS MADE

Overall	80	Stephen Curry, Golden State	3/29/19 - 1/3/21
	60	Rick Barry, Golden State	10/22/76 - 11/16/76

FREE THROWS ATTEMPTED

One Game	34*	Wilt Chamberlain, Philadelphia vs. St. Louis.....	2/22/62
West Coast	25	Rick Barry, San Francisco vs. Baltimore.....	11/6/66
	25	Latrell Sprewell, Golden State at Los Angeles Clippers.....	3/10/97
One Half	20	Nate Thurmond, San Francisco at Philadelphia	1/5/71
One Quarter	15	Wilt Chamberlain, Philadelphia vs. Syracuse	11/9/61
	15	Wilt Chamberlain, Philadelphia at Cincinnati	2/13/62
	15	Rick Barry, San Francisco at New York	12/6/66
	15	Danny Fortson, Golden State at Seattle	3/19/02

FREE THROWS ATTEMPTED, NONE MADE

One Game	10	Wilt Chamberlain, Philadelphia vs. Detroit	11/4/60
West Coast	8	Chris Gatling, Golden State vs. Minnesota	11/15/94

REBOUNDS

One Game	55*	Wilt Chamberlain, Philadelphia vs. Boston	11/24/60
West Coast	42	Nate Thurmond, San Francisco vs. Detroit.....	11/9/65
One Half	31	Wilt Chamberlain, Philadelphia vs. Boston	11/24/60
West Coast	24	Nate Thurmond, San Francisco vs. Los Angeles	12/20/66
One Quarter	18*	Nate Thurmond, San Francisco at Baltimore	2/28/65

OFFENSIVE REBOUNDS

One Game	16	Larry Smith, Golden State vs. Denver.....	3/23/86
One Half	12	Larry Smith, Golden State vs. Denver.....	3/23/86
One Quarter	11*	Larry Smith, Golden State vs. Denver.....	3/23/86

DEFENSIVE REBOUNDS

One Game	25	Robert Parish, Golden State vs. New York	3/30/79
----------	----	--	---------

ASSISTS

One Game	28	Guy Rodgers, San Francisco vs. St. Louis	3/14/63
One Half	16	Guy Rodgers, San Francisco vs. St. Louis	3/14/63
One Quarter	12	John Lucas, Golden State vs. Chicago.....	11/17/78

STEALS

One Game	10	Draymond Green, Golden State at Memphis.....	2/10/17
----------	----	--	---------

WARRIORS ALL-TIME INDIVIDUAL RECORDS

BLOCKED SHOTS

One Game	13	Manute Bol, Golden State vs. New Jersey	2/2/90
One Half	8	Manute Bol, Golden State vs. New Jersey	2/2/90
	8	Erick Dampier, Golden State vs. Los Angeles Clippers	4/17/02
One Quarter	8*	Erick Dampier, Golden State vs. Los Angeles Clippers	4/17/02

TURNOVERS

One Game	13	Chris Mullin, Golden State at Utah	3/31/88
----------	----	------------------------------------	---------

MINUTES PLAYED

One Game	64	Eric Floyd, Golden State vs. New Jersey (40T)	2/1/87
----------	----	---	--------

DISQUALIFICATIONS, FEWEST MINUTES

One Game	6	Chris Engler, Golden State vs. Utah	3/5/83
----------	---	-------------------------------------	--------



Wilt Chamberlain holds each of the following miscellaneous franchise records, all of which are also NBA records:

CATEGORY.....	TOTAL	DATES
Most Complete Games, Season	79	1961-62
Consecutive Complete Games	47	1/5/62 - 3/14/62
Consecutive Games 50 or More Points	7	12/16/61 - 12/29/61
Consecutive Games 40 or More Points	14	12/8/61 - 12/30/61
.....	14	1/11/62 - 2/1/62
Consecutive Games 30 or More Points	65	11/4/61 - 2/22/62
Consecutive Games 20 or More Points	126	10/19/61 - 1/19/63

OPPONENTS ALL-TIME TEAM RECORDS



MOST POINTS SCORED

One Game	163	Syracuse vs. San Francisco	3/10/63
1st Half	87	Phoenix at Golden State	3/23/89
2nd Half	91	Los Angeles vs. Golden State	3/19/72
1st Quarter	50*	Syracuse at San Francisco	12/16/62
2nd Quarter	47	Atlanta at Golden State	11/9/90
3rd Quarter	50	St. Louis vs. San Francisco	12/8/62
4th Quarter	51	Dallas at Golden State	1/15/85
Overtime	23	Indiana vs. Golden State	3/31/91

FEWEST POINTS SCORED

One Game	43	Boston at Philadelphia	2/14/48
West Coast	63	New York at Golden State	3/11/13
1st Half	27	Denver vs. Golden State	12/26/97
	27	Sacramento at Golden State	4/4/14
2nd Half	21	Minnesota vs. Golden State	12/11/99
1st Quarter	8	Utah vs. Golden State	12/29/00
	8	Fort Wayne at Philadelphia	12/15/55
2nd Quarter	9	Los Angeles at San Francisco	1/10/64
3rd Quarter	7	Minnesota vs. Golden State	12/11/99
4th Quarter	7	Washington vs. Golden State	2/6/94
	7	Denver vs. Golden State	12/23/97
Overtime:	2	Detroit vs. San Francisco	2/11/64
	2	Kansas City vs. Golden State	12/10/77
	2	Brooklyn at Golden State	11/14/15

FIELD GOALS MADE

One Game	69	Syracuse vs. San Francisco	3/10/63
	69	Los Angeles vs. Golden State	3/19/72
One Half	37	Los Angeles vs. Golden State	3/19/72
One Quarter	21	Syracuse vs. San Francisco	12/16/62
	21	Dallas at Golden State	1/15/85
Fewest Game	20	New York at Golden State	3/11/13

FIELD GOALS ATTEMPTED

One Game	150	Boston vs. Philadelphia	3/2/60
West Coast	138	San Diego Rockets vs. San Francisco	11/19/67
One Half	83*	Boston at Philadelphia	12/27/60
West Coast	77	Denver vs. Golden State	11/2/90
One Quarter	44	San Diego vs. San Francisco	11/19/67
Fewest Game	58	Utah vs. Golden State	4/8/99

FIELD GOAL PERCENTAGE, GAME

Highest	.705	Chicago at Golden State (43-61)	12/2/81
Lowest	.238	Cleveland at San Francisco (25-105)	11/10/70

THREE-POINT FIELD GOALS MADE

One Game	25	Houston at Golden State	2/20/20
	24	Denver vs. Golden State	2/13/17
	24	Dallas at Golden State	12/28/19
One Half	16*	Denver vs. Golden State	2/13/17
One Quarter	10	Utah vs. Golden State (2nd QTR)	10/19/18
	10	Dallas at Golden State (1st QTR)	12/28/19

*NBA Record

OPPONENTS ALL-TIME TEAM RECORDS

THREE-POINT FIELD GOALS MADE, NONE MISSED

One Game	3	Denver at Golden State	2/22/80
	3	L.A. Lakers vs. Golden State	2/27/87

THREE-POINT FIELD GOALS ATTEMPTED

One Game	54	Houston at Golden State	1/3/19
One Half	28	Utah vs. Golden State (1st H)	1/23/21
One Quarter	15	Portland at Golden State	1/11/13
	15	Utah vs. Golden State (1st QTR)	1/23/21

THREE-POINT FIELD GOALS ATTEMPTED, NONE MADE

One Game	14	Cleveland at Golden State (20T)	11/12/92
----------	----	---------------------------------	----------

FREE THROWS MADE

One Game	50	Boston at Philadelphia	3/8/56
One Half	34	Philadelphia vs. Golden State	12/29/81
One Quarter	22	Philadelphia vs. Golden State	12/29/81
Fewest Game	2	Cleveland vs. Golden State	11/26/94

FREE THROWS ATTEMPTED

One Game	64	Minneapolis vs. Philadelphia at Camden, NJ	2/15/57
	64	Minneapolis at Philadelphia	11/2/57
West Coast	61	Los Angeles vs. San Francisco	1/20/68
One Half	42	Minneapolis vs. Philadelphia at Camden, NJ	2/15/57
	42	Philadelphia vs. San Francisco	12/18/65
One Quarter	27	Philadelphia vs. Golden State	12/29/81
Fewest Game	2	Cleveland vs. Golden State	11/26/94

FREE THROW PERCENTAGE (MINIMUM 10 ATTEMPTS)

Highest	1.000	15 times, last L.A. Clippers at Golden State (25-25)	1/6/21
Lowest	.438	Miami at Golden State (8-19)	1/11/06

REBOUNDS

One Game	110	Boston vs. Philadelphia	11/16/57
West Coast	82	Boston vs. San Francisco	3/14/65
	82	San Diego Rockets vs. San Francisco	12/2/67
One Half	55	San Diego Rockets vs. San Francisco	12/2/69
One Quarter	31	Philadelphia vs. San Francisco	12/14/68
Fewest Game	21	New York vs. Golden State	2/18/75

OFFENSIVE REBOUNDS

One Game	37	San Antonio vs. Golden State (OT)	2/28/90
	37	New Jersey vs. Golden State	4/6/90
Fewest Game	2	Phoenix at Golden State	3/12/80
	2	Oklahoma City at Golden State	2/13/11
	2	Boston vs. Golden State	3/1/13

DEFENSIVE REBOUNDS

One Game	51	Chicago vs. Golden State (OT)	2/28/04
Fewest Game	13	New York vs. Golden State	2/18/75

OPPONENTS ALL-TIME TEAM RECORDS



ASSISTS

One Game	52	Denver at Golden State	4/21/89
One Half	28	Denver at Golden State	4/21/89
One Quarter	15	St. Louis at Philadelphia	12/6/61
	15	Los Angeles vs. Golden State	3/19/72
	15	Portland vs. Golden State	3/27/74
	15	L.A. Clippers vs. Golden State (twice in one game)	12/28/89
Fewest Game	8	Orlando at Golden State	11/16/02

PERSONAL FOULS

One Game	53	Baltimore vs. Philadelphia	11/20/52
West Coast	44	New York vs. San Francisco	11/6/64
	44	L.A. Clippers at Golden State (OT)	11/29/94
Fewest Game	7	Milwaukee vs. Philadelphia at Chicago	11/27/53
Fewest West Coast	9	Los Angeles at Golden State	3/28/73
	9	Philadelphia vs. Golden State	2/3/88

DISQUALIFICATIONS

One Game	5	Pittsburgh at Philadelphia	11/7/46
	5	Rochester at Philadelphia	10/23/73

STEALS

One Game	24	Portland vs. Golden State	3/17/84
Fewest Game	0	Houston vs. Golden State	12/31/05

BLOCKED SHOTS

One Game	20	San Antonio vs. Golden State	2/24/81
	20	Toronto vs. Golden State	11/7/01
One Half	15	San Antonio vs. Golden State	2/24/81

TURNOVERS

One Game	40	San Antonio at Golden State	2/15/89
Fewest Game	4	Boston vs. Golden State	2/18/03



OPPONENTS ALL-TIME INDIVIDUAL RECORDS

POINTS

One Game	63	Elgin Baylor, Los Angeles at Philadelphia (3OT)	12/8/61
West Coast	62	Wilt Chamberlain, Philadelphia vs. San Francisco	3/3/66
One Half	45	Brandon Jennings, Milwaukee vs. Golden State	11/14/09
One Quarter	29	Brandon Jennings, Milwaukee vs. Golden State	11/14/09
Overtime	12	Walter Davis, Phoenix vs. Golden State	3/29/84

FIELD GOALS MADE

One Game	26	Wilt Chamberlain, Philadelphia vs. San Francisco	3/3/66
One Half	18	Hal Greer, Syracuse vs. Philadelphia at Boston	2/14/59
West Coast	17	Brandon Jennings, Milwaukee vs. Golden State	11/14/09
One Quarter	12	Brandon Jennings, Milwaukee vs. Golden State	11/14/09

FIELD GOALS ATTEMPTED

One Game	55	Elgin Baylor, Los Angeles at Philadelphia (3OT)	12/8/61
West Coast	41	Kobe Bryant, Los Angeles Lakers at Golden State (OT)	12/22/12
One Half	30	Bob Pettit, St. Louis at Philadelphia	12/6/61
West Coast	23	Wilt Chamberlain, Philadelphia vs. San Francisco	3/3/66
One Quarter	19	Bob Pettit, St. Louis at Philadelphia	12/6/61
West Coast	14	DeMar DeRozan, Toronto vs. Golden State	1/13/18

FIELD GOALS MADE, NONE MISSED

One Game	14	Bailey Howell, Baltimore vs. San Francisco	1/3/65
----------	----	--	--------

FIELD GOALS ATTEMPTED, NONE MADE

One Game	15	Charlie Tyra, New York at Philadelphia	11/7/57
West Coast	11	Ron Lee, Phoenix vs. Golden State	4/2/78

FREE THROWS MADE

One Game	23	Gilbert Arenas, Washington vs. Golden State	2/8/06
	23	Kevin Martin, Sacramento at Golden State (OT)	4/1/09
One Half	18	Detlef Schrempf, Indiana at Golden State	12/8/92
	18	Gilbert Arenas, Washington at Golden State	2/8/06
One Quarter	15	Gilbert Arenas, Washington at Golden State	2/8/06

FREE THROWS MADE, NONE MISSED

One Game	17	Dolph Schayes, Syracuse vs. Philadelphia at Camden, NJ	1/23/58
	17	Howard Komives, New York vs. San Francisco	1/5/66
	17	Danny Granger, Indiana at Golden State	12/17/08
	17	Kevin Martin, Houston at Golden State	10/27/10
	17	Carmelo Anthony, Denver at Golden State	11/22/10

FREE THROWS ATTEMPTED

One Game	39	Dwight Howard, Orlando at Golden State	1/12/12*
One Half	21	Dwight Howard, Orlando at Golden State	1/12/12*
One Quarter	15	Gilbert Arenas, Washington at Golden State	2/8/06

FREE THROWS ATTEMPTED, NONE MADE

One Game	7	Connie Simmons, Rochester vs. Philadelphia at New Haven, CT	1/2/56
	7	Ben Wallace, Chicago at Golden State	2/7/08

THREE-POINT FIELD GOALS MADE

One Game	11	Damian Lillard, Portland vs. Golden State	1/20/20
One Half	8	Damian Lillard, Portland vs. Golden State	1/20/20
One Quarter	6	Dennis Scott, Dallas vs. Golden State (2nd QTR)	11/20/97
	6	Omri Casspi, Sacramento vs. Golden State (2nd QTR)	12/28/15

OPPONENTS ALL-TIME INDIVIDUAL RECORDS



THREE-POINT FIELD GOALS MADE, NONE MISSED

One Game 7 Terry Porter, Portland at Golden State 11/14/92

THREE-POINT FIELD GOALS ATTEMPTED

One Game 23 James Harden, Houston at Golden State 1/3/19
 One Half 14 Damian Lillard, Portland vs. Golden State (2nd half) 1/20/20
 One Quarter 9 Dennis Scott, Dallas vs. Golden State (2nd QTR) 11/20/97
 9 Damian Lillard, Portland vs. Golden State (3rd QTR) 1/20/20

THREE-POINT FIELD GOALS ATTEMPTED, NONE MADE

One Game 7 11 times, last: Marco Belinelli, Sacramento at Golden State 11/28/15

REBOUNDS

One Game 49 Bill Russell, Boston at Philadelphia 11/16/57
 West Coast 38 Bill Russell, Boston at San Francisco 2/21/63
 38 Wilt Chamberlain, Philadelphia vs. San Francisco 3/2/67
 One Half 32* Bill Russell, Boston vs. Philadelphia 11/16/57
 West Coast 21 Toby Kimball, San Diego vs. San Francisco 12/2/67
 One Quarter 17 Bill Russell, Boston vs. Philadelphia 11/16/57
 West Coast 16 Wilt Chamberlain, Philadelphia vs. San Francisco 3/2/67

OFFENSIVE REBOUNDS

One Game 16 Terry Cummings, San Antonio vs. Golden State (OT) 2/28/90

DEFENSIVE REBOUNDS

One Game 22 Bill Walton, Portland at Golden State 1/24/76
 22 Buck Williams, New Jersey at Golden State 2/1/87

ASSISTS

One Game 27 Geoff Huston, Cleveland at Golden State 1/27/82
 One Half 16 Lafayette Lever, Denver at Golden State 4/21/89
 One Quarter 11 Isiah Thomas, Detroit vs. Golden State 1/24/85

STEALS

One Game 9 Archie Clark, Seattle vs. Golden State 11/7/74
 9 Johnny Moore, San Antonio vs. Golden State 1/8/85

BLOCKED SHOTS

One Game 13 George Johnson, San Antonio vs. Golden State 2/24/81

TURNOVERS

One Game 12 Allen Iverson, Philadelphia vs. Golden State 3/8/05

MINUTES PLAYED

One Game 63 Wilt Chamberlain, Los Angeles vs. San Francisco (3OT) 2/2/69

CHASE CENTER ALL-TIME TEAM RECORDS

POINTS SCORED

One Game	141	L.A. Clippers at Golden State	10/24/19
	141	Dallas at Golden State	12/28/19
One Half	76	L.A. Clippers at Golden State (2nd Half)	10/24/19
	76	L.A. Clippers at Golden State (1st Half)	3/10/20
One Quarter	46	L.A. Clippers at Golden State (3rd QTR)	10/24/19
Fewest Game	79	Golden State vs. Sacramento	12/15/19
Fewest Half	29	Golden State vs. Dallas (1st Half)	4/27/21
Fewest Quarter	12	Golden State vs. Dallas (1st QTR)	4/27/21

FIELD GOALS MADE

One Game	51	Golden State vs. Sacramento	1/4/21
	51	Golden State vs. L.A. Lakers	4/7/22
Fewest Game	29	Detroit at Golden State	1/30/21
		Oklahoma City at Golden State	10/30/21

FIELD GOALS ATTEMPTED

One Game	105	Portland at Golden State	11/4/19
Fewest Game	63	Sacramento at Golden State	12/15/19

FIELD GOAL PERCENTAGE

One Game	.628	L.A. Lakers at Golden State	3/15/21
Lowest Game	.349	Oklahoma City at Golden State	10/30/21

3-POINT FIELD GOALS MADE

One Game	27	Golden State vs. Oklahoma City	5/8/21
Fewest Game	4	Golden State vs. Sacramento	2/25/20
		San Antonio at Golden State	1/20/21

3-POINT FIELD GOALS ATTEMPTED

One Game	54	Golden State vs. Oklahoma City	5/8/21
		Golden State vs. Oklahoma City	10/30/21
Fewest Game	19	Washington at Golden State	4/9/21

3-POINT FIELD GOAL PERCENTAGE

One Game	.667	Washington at Golden State	3/1/20
Lowest Game	.121	San Antonio at Golden State	1/20/21

FREE THROWS MADE

One Game	33	Golden State vs. Portland	11/4/19
Fewest Game	4	Golden State vs. Oklahoma City	10/30/21

FREE THROWS ATTEMPTED

One Game	41	New York at Golden State	1/21/21
Fewest Game	8	Golden State vs. Oklahoma City	10/30/21

FREE THROW PERCENTAGE

One Game	1.000	seven times (2 by GSW), last Golden State vs. L.A. Lakers	4/7/22
Fewest Game	.462	New Orleans at Golden State	2/23/20

REBOUNDS

One Game	58	New York at Golden State	12/11/19
		Golden State vs. Dallas	1/25/22
Fewest Game	25	Golden State vs. Sacramento	12/15/19
		Sacramento at Golden State	2/3/22

ASSISTS

One Game	41	Golden State vs. Sacramento	4/1/21
Fewest Game	14	Utah at Golden State	5/10/21
		Oklahoma City at Golden State	10/30/21
		L.A. Lakers at Golden State	4/7/22

STEALS

One Game	17	Memphis at Golden State	10/28/21
Fewest Game	2	Golden State vs. Toronto	1/10/21

TURNOVERS

One Game	29	Sacramento at Golden State	12/15/19
Fewest Game	6	Portland at Golden State	11/4/19

BLOCKS

One Game	13	Oklahoma City at Golden State	11/25/19
Fewest Game	0	Golden State vs. L.A. Clippers	10/24/19
	0	Golden State vs. L.A. Clippers	3/10/20



CHASE CENTER ALL-TIME INDIVIDUAL RECORDS

POINTS SCORED

One Game	62 Stephen Curry, Golden State vs. Portland	1/3/21
	53 Stephen Curry, Golden State vs. Denver	4/12/21
	50 Stephen Curry, Golden State vs. Atlanta	11/8/21
One Half	31 Stephen Curry, Golden State vs. Portland (1st Half).....	1/3/21
	31 Stephen Curry, Golden State vs. Portland (2nd Half)	1/3/21
One Quarter	24 Jordan Clarkson, Utah at Golden State (4th Quarter).....	5/10/21
Overtime	8 Alec Burks, Golden State vs. Denver.....	1/16/20
	8 Stephen Curry, Golden State vs. Miami.....	2/17/21

FIELD GOALS MADE

One Game	18 Stephen Curry, Golden State vs. Portland	1/3/21
----------	----	--	--------

FIELD GOALS ATTEMPTED

One Game	36 Stephen Curry, Golden State vs. Memphis	5/16/21
----------	----	---	---------

3-POINT FIELD GOALS MADE

One Game	11 Stephen Curry, Golden State vs. Oklahoma City.....	5/8/21
----------	----	--	--------

3-POINT FIELD GOALS ATTEMPTED

One Game	22 Stephen Curry, Golden State vs. Memphis	5/16/21
----------	----	---	---------

FREE THROWS MADE

One Game	18 Stephen Curry, Golden State vs. Portland	1/3/21
----------	----	--	--------

FREE THROWS ATTEMPTED

One Game	19 Stephen Curry, Golden State vs. Portland	1/3/21
----------	----	--	--------

REBOUNDS

One Game	28 Rudy Gobert, Utah at Golden State.....	3/14/21
----------	----	--	---------

ASSISTS

One Game	19 Draymond Green, Golden State vs. Charlotte.....	2/26/21
	19 Draymond Green, Golden State vs. Denver	4/23/21

STEALS

One Game	6 Willie Cauley-Stein, Golden State vs. Sacramento.....	12/15/19
	 Draymond Green, Golden State vs. Phoenix.....	12/3/21
	 Maurice Harkless, Sacramento at Golden State.....	2/3/22
	 Gary Payton II, Golden State vs. Denver	2/16/22

TURNOVERS

One Game	9 Nikola Jokic, Denver at Golden State.....	1/16/20
	 Luka Doncic, Dallas at Golden State.....	2/27/22

BLOCKS

One Game	6 Chris Boucher, Toronto at Golden State	1/10/21
	 Myles Turner, Indiana at Golden State	1/12/21

* overtime



PLAYER OF THE WEEK (SINCE 1979-80)

1/4/1981.....	Bernard King
3/8/1981.....	Larry Smith
12/20/1981.....	Bernard King
1/23/1983.....	Joe Barry Carroll
1/8/1984.....	Purvis Short
3/4/1984.....	Mickey Johnson
3/3/1985.....	Eric Floyd
3/29/1987.....	Larry Smith
1/22/1989.....	Chris Mullin
12/17/1989.....	Chris Mullin
1/7/1990.....	Terry Teagle
2/4/1990.....	Tim Hardaway
11/11/1990.....	Chris Mullin
1/20/1991.....	Tim Hardaway
3/24/1991.....	Mitch Richmond
11/10/1991.....	Chris Mullin
1/19/1992.....	Tim Hardaway
2/23/1992.....	Tim Hardaway
1/19/1994.....	Chris Webber
11/13/1994.....	Tim Hardaway
3/20/2005.....	Jason Richardson
4/3/2005.....	Baron Davis
4/10/2005.....	Baron Davis
12/4/2006.....	Baron Davis
12/2/2007.....	Stephen Jackson
1/20/2008.....	Baron Davis
12/26/2010.....	Monta Ellis
3/11/2012.....	Monta Ellis
12/16/2012.....	David Lee
2/3/2013.....	David Lee
1/5/2014.....	David Lee
11/3/2014.....	Klay Thompson
11/10/2014.....	Stephen Curry
1/12/2015.....	Klay Thompson
1/26/2015.....	Klay Thompson
3/30/2015.....	Stephen Curry
11/2/2015.....	Stephen Curry
11/23/2015.....	Stephen Curry
12/7/2015.....	Stephen Curry
1/4/2016.....	Draymond Green
2/29/2016.....	Stephen Curry
3/14/2016.....	Stephen Curry
3/28/2016.....	Klay Thompson
11/27/2016.....	Kevin Durant
1/8/2017.....	Stephen Curry
2/5/2017.....	Stephen Curry
4/2/2017.....	Stephen Curry
12/11/2017 (Week 8).....	Kevin Durant
1/8/2018 (Week 12).....	Stephen Curry
1/29/2018 (Week 15).....	Stephen Curry
10/29/2018 (Week 2).....	Stephen Curry
12/10/2018 (Week 8).....	Stephen Curry
1/4/2021 (Week 2).....	Stephen Curry
4/19/2021 (Week 15).....	Stephen Curry
10/24/2021 (Week 1).....	Stephen Curry
11/14/2021 (Week 4).....	Stephen Curry

PLAYER OF THE MONTH (SINCE 1979-80)

January, 1981.....	Bernard King
January, 1989.....	Chris Mullin
November, 1990.....	Chris Mullin
April, 2013.....	Stephen Curry
April, 2014.....	Stephen Curry
November, 2014.....	Stephen Curry
November, 2015.....	Stephen Curry
February, 2016.....	Stephen Curry
January, 2017.....	Stephen Curry & Kevin Durant
January, 2018.....	Stephen Curry
April, 2021.....	Stephen Curry
May, 2021.....	Stephen Curry
October/November, 2021.....	Stephen Curry


ROOKIE OF THE MONTH (SINCE 1981-82)

December, 1988.....	Mitch Richmond
January, 1989.....	Mitch Richmond
March, 1989.....	Mitch Richmond
December, 1993.....	Chris Webber
March, 1994.....	Chris Webber
December, 1995.....	Joe Smith
February, 1996.....	Joe Smith
December, 2000.....	Marc Jackson
January, 2001.....	Marc Jackson
February, 2002.....	Jason Richardson
April, 2002.....	Gilbert Arenas
January, 2010.....	Stephen Curry
March, 2010.....	Stephen Curry
April, 2010.....	Stephen Curry

COACH OF THE MONTH (SINCE 1982-83)

March, 1987.....	George Karl
February, 1989.....	Don Nelson
April, 2007.....	Don Nelson
January, 2015.....	Steve Kerr
March, 2015.....	Steve Kerr
November, 2015.....	Luke Walton
March, 2016.....	Steve Kerr
October/November, 2016.....	Steve Kerr
January, 2017.....	Steve Kerr
December, 2017.....	Steve Kerr
January, 2019.....	Steve Kerr

NBA AWARD WINNERS



KLAY THOMPSON - COMMUNITY ASSIST AWARD (NOV. 2014)

NBA CARES COMMUNITY ASSIST AWARD (SINCE 2001-02)

January, 2002.....	Adonal Foyle
July, 2003.....	Antawn Jamison
September, 2004.....	Adonal Foyle
April, 2005.....	Derek Fisher
March, 2007.....	Al Harrington
March, 2008.....	Stephen Jackson
February, 2010.....	Ronny Turiaf
January, 2014.....	Stephen Curry
November, 2014.....	Klay Thompson
January, 2018.....	Kevin Durant
February, 2022.....	Gary Payton II

MOST VALUABLE PLAYER

1959-60.....	Wilt Chamberlain
2014-15.....	Stephen Curry
2015-16.....	Stephen Curry

DEFENSIVE PLAYER OF THE YEAR

2016-17.....	Draymond Green
---------------------	-----------------------

ROOKIE OF THE YEAR

1957-58.....	Woody Sauldsberry
1959-60.....	Wilt Chamberlain
1965-66.....	Rick Barry
1974-75.....	Keith Wilkes
1988-89.....	Mitch Richmond
1993-94.....	Chris Webber

COMEBACK PLAYER OF THE YEAR

1980-81.....	Bernard King
--------------	--------------

MOST IMPROVED PLAYER

2002-03.....	Gilbert Arenas
2006-07.....	Monta Ellis

COACH OF THE YEAR

1963-64.....	Alex Hannum
1991-92.....	Don Nelson
2015-16.....	Steve Kerr

EXECUTIVE OF THE YEAR

1974-75.....	Dick Vertlieb
2014-15.....	Bob Myers
2016-17.....	Bob Myers

NBA FINALS MOST VALUABLE PLAYER

1975.....	Rick Barry
2015.....	Andre Iguodala
2017.....	Kevin Durant
2018.....	Kevin Durant
2022.....	Stephen Curry

ALL-NBA TEAM

1946-47.....	Joe Fulks, 1st Team
1947-48.....	Joe Fulks, Howie Dallmar, 1st Team
1948-49.....	Joe Fulks, 1st Team
1950-51.....	Joe Fulks, 2nd Team
1951-52.....	Paul Arizin, 1st Team & Andy Phillip, 2nd Team
1952-53.....	Neil Johnston, 1st Team & Andy Phillip, 2nd Team
1953-54.....	Neil Johnston, 1st Team
1954-55.....	Neil Johnston, 1st Team
1955-56.....	Paul Arizin, Neil Johnston, 1st Team & Jack George, 2nd Team
1956-57.....	Paul Arizin, 1st Team & Neil Johnston, 2nd Team
1957-58.....	Tom Gola, 2nd Team
1958-59.....	Paul Arizin, 2nd Team
1959-60.....	Wilt Chamberlain, 1st Team
1960-61.....	Wilt Chamberlain, 1st Team
1961-62.....	Wilt Chamberlain, 1st Team
1962-63.....	Wilt Chamberlain, 2nd Team
1963-64.....	Wilt Chamberlain, 1st Team
1965-66.....	Rick Barry, 1st Team
1966-67.....	Rick Barry, 1st Team
1972-73.....	Rick Barry, 2nd Team
1973-74.....	Rick Barry, 1st Team
1974-75.....	Rick Barry, 1st Team
1975-76.....	Rick Barry, 1st Team & Phil Smith, 2nd Team
1981-82.....	Bernard King, 2nd Team
1988-89.....	Chris Mullin, 2nd Team
1989-90.....	Chris Mullin, 3rd Team
1990-91.....	Chris Mullin, 2nd Team
1991-92.....	Chris Mullin, 1st Team & Tim Hardaway, 2nd Team
1992-93.....	Tim Hardaway, 3rd Team
1993-94.....	Latrell Sprewell, 1st Team
2012-13.....	David Lee, 3rd Team
2013-14.....	Stephen Curry, 2nd Team

ALL-NBA TEAM (CONTINUED...)

2014-15 Stephen Curry, 1st Team & Klay Thompson, 3rd Team
 2015-16 Stephen Curry, 1st Team; Draymond Green, 2nd Team & Klay Thompson, 3rd Team
 2016-17 Stephen Curry, 2nd Team; Kevin Durant, 2nd Team; & Draymond Green, 3rd Team
 2017-18 Kevin Durant, 1st Team & Stephen Curry, 3rd Team
 2018-19 Stephen Curry, 1st Team & Kevin Durant, 2nd Team
 2020-21 Stephen Curry, 1st Team
 2021-22 Stephen Curry, 2nd Team

ALL-DEFENSIVE TEAM

1968-69 Nate Thurmond, 1st Team & Rudy LaRusso, 2nd Team
 1970-71 Nate Thurmond, 1st Team
 1971-72 Nate Thurmond, 2nd Team
 1972-73 Nate Thurmond, 2nd Team
 1973-74 Nate Thurmond, 2nd Team
 1975-76 Phil Smith & Jamaal Wilkes, 2nd Team
 1976-77 Jamaal Wilkes, 2nd Team
 1977-78 E.C. Coleman, 2nd Team
 1993-94 Latrell Sprewell, 2nd Team
 2013-14 Andre Iguodala, 1st Team
 2014-15 Draymond Green, 1st Team & Andrew Bogut, 2nd Team
 2015-16 Draymond Green, 1st Team
 2016-17 Draymond Green, 1st Team
 2017-18 Draymond Green, 2nd Team
 2018-19 Draymond Green & Klay Thompson, 2nd Team
 2020-21 Draymond Green, 1st Team
 2021-22 Draymond Green, 2nd Team

ALL-ROOKIE TEAM


1963-64 Nate Thurmond, 1st Team
 1965-66 Rick Barry, Fred Hetzel, 1st Team
 1974-75 Keith Wilkes, 1st Team
 1975-76 Gus Williams, 1st Team
 1980-81 Joe Barry Carroll, Larry Smith, 1st Team
 1988-89 Mitch Richmond, 1st Team
 1989-90 Tim Hardaway, 1st Team
 1991-92 Billy Owens, 1st Team
 1992-93 Latrell Sprewell, 2nd Team
 1993-94 Chris Webber, 1st Team
 1994-95 Donyell Marshall & Clifford Rozier, 2nd Team
 1995-96 Joe Smith, 1st Team
 1998-99 Antawn Jamison, 2nd Team
 2000-01 Marc Jackson, 1st Team
 2001-02 Jason Richardson, 1st Team
 2009-10 Stephen Curry, 1st Team
 2011-12 Klay Thompson, 1st Team
 2012-13 Harrison Barnes, 1st Team
 2019-20 Eric Paschall, 1st Team

NBA CARES SEASONLONG COMMUNITY ASSIST AWARD WINNER

2013-14 Stephen Curry
 2017-18 Kevin Durant
 2021-22 Gary Payton II



STEPHEN CURRY - 2014-15 & 2015-16 MVP



ANDRE IGUODALA - 2015 NBA FINALS MVP

NBA ALL-STAR PARTICIPANTS

ALL-STAR GAME PARTICIPANTS (STARTERS IN ITALICS)

1951.....	Paul Arizin, <i>Joe Fulks</i> , <i>Andy Phillip</i>
1952.....	<i>Paul Arizin (MVP)</i> , <i>Joe Fulks</i> , <i>Andy Phillip</i>
1953.....	Neil Johnston
1954.....	Neil Johnston
1955.....	Paul Arizin, Neil Johnston
1956.....	<i>Paul Arizin</i> , Jack George, <i>Neil Johnston</i>
1957.....	<i>Paul Arizin</i> , Jack George, Neil Johnston
1958.....	Paul Arizin, Neil Johnston
1959.....	<i>Paul Arizin</i> , Woody Sauldsberry
1960.....	Paul Arizin*, <i>Wilt Chamberlain (MVP)</i> , Tom Gola
1961.....	Paul Arizin, <i>Wilt Chamberlain</i> , Tom Gola
1962.....	Paul Arizin, <i>Wilt Chamberlain</i> , Tom Gola*
1963.....	<i>Wilt Chamberlain</i> , Tom Meschery, Guy Rodgers
1964.....	Wilt Chamberlain, Guy Rodgers
1965.....	<i>Wilt Chamberlain</i> , Nate Thurmond
1966.....	<i>Rick Barry</i> , <i>Guy Rodgers</i> , <i>Nate Thurmond</i>
1967.....	<i>Rick Barry (MVP)</i> , <i>Nate Thurmond</i>
1968.....	Jim King, Rudy LaRusso, Clyde Lee, Nate Thurmond*
1969.....	Rudy LaRusso, Jeff Mullins
1970.....	Jeff Mullins, Nate Thurmond*
1971.....	<i>Jerry Lucas</i> , Jeff Mullins
1972.....	Cazzie Russell
1973.....	Rick Barry*, Nate Thurmond
1974.....	<i>Rick Barry</i> , Nate Thurmond
1975.....	<i>Rick Barry</i>
1976.....	<i>Rick Barry</i> , Phil Smith, Jamaal Wilkes
1977.....	Rick Barry, Phil Smith
1978.....	<i>Rick Barry</i>
1982.....	Bernard King
1987.....	Joe Barry Carroll, Eric Floyd
1989.....	Chris Mullin
1990.....	Chris Mullin
1991.....	Tim Hardaway, <i>Chris Mullin</i>
1992.....	Tim Hardaway, <i>Chris Mullin</i>
1993.....	Tim Hardaway, Chris Mullin*
1994.....	<i>Latrell Sprewell</i>
1995.....	Latrell Sprewell
1997.....	Latrell Sprewell
2013.....	David Lee
2014.....	<i>Stephen Curry</i>
2015.....	<i>Stephen Curry</i> , <i>Klay Thompson</i>
2016	<i>Stephen Curry</i> , <i>Draymond Green</i> , <i>Klay Thompson</i>
2017	<i>Stephen Curry</i> , <i>Kevin Durant</i> , <i>Draymond Green</i> , <i>Klay Thompson</i>
2018	<i>Stephen Curry</i> , <i>Kevin Durant</i> , <i>Draymond Green</i> , <i>Klay Thompson</i>
2019	<i>Stephen Curry</i> , <i>Kevin Durant (MVP)</i> , <i>Klay Thompson</i>
2021	<i>Stephen Curry</i>
2022	<i>Stephen Curry (MVP)</i> , <i>Andrew Wiggins</i> , <i>Draymond Green*</i>

* Did not participate due to injury

ALL-STAR GAME COACHES

1956.....	George Senesky (L)
1965.....	Alex Hannum (L)
1968.....	Bill Sharman (L)
1975.....	Al Attles (L)
1976.....	Al Attles (L)
1992.....	Don Nelson (W)
2015	<i>Steve Kerr (W)</i>
2017	<i>Steve Kerr (W)</i>

ALL-STAR WEEKEND ROOKIE CHALLENGE / RISING STARS

1994.....	Chris Webber
1995.....	Clifford Rozier
1996.....	Joe Smith
2000.....	Antawn Jamison*
2001.....	Marc Jackson
2002.....	Jason Richardson (MVP)
2003.....	Gilbert Arenas (MVP, Soph.), Troy Murphy (Soph.), Jason Richardson (Soph.)
2004.....	Mike Dunleavy (Soph.)
2007.....	Monta Ellis (Soph.)
2010	<i>Stephen Curry (Frsh.)</i> , Anthony Morrow (Soph.)
2011	<i>Stephen Curry (Soph.)</i>
2013	<i>Klay Thompson (Soph.)</i> , Harrison Barnes (Frsh.)
2014.....	Harrison Barnes (Soph.)
2020	<i>Eric Paschall (Team USA)</i>
2021	<i>Mychal Mulder (World)</i> , <i>James Wiseman (US)</i>
2022	<i>Jonathan Kuminga (Team Payton)</i>

ALL-STAR WEEKEND SLAM DUNK CONTEST

1988.....	Otis Smith
2002.....	Jason Richardson^
2003.....	Jason Richardson^
2004.....	Jason Richardson
2014.....	Harrison Barnes
2022.....	Juan Toscano-Anderson

ALL-STAR WEEKEND THREE-POINT CONTEST

1986.....	Eric Floyd
1991.....	Tim Hardaway
2010	<i>Stephen Curry</i>
2011.....	Dorell Wright
2013	<i>Stephen Curry</i>
2014	<i>Stephen Curry</i>
2015	<i>Stephen Curry</i> ^ & <i>Klay Thompson</i>
2016	<i>Stephen Curry</i> & <i>Klay Thompson</i> ^
2017	<i>Klay Thompson</i>
2018	<i>Klay Thompson</i>
2019	<i>Stephen Curry</i>
2021	<i>Stephen Curry</i> ^

ALL-STAR WEEKEND SKILLS CHALLENGE

2011	<i>Stephen Curry</i> ^
2016	<i>Draymond Green</i>

ALL-STAR WEEKEND SHOOTING STARS COMPETITION

2014	<i>Stephen Curry</i>
2015	<i>Stephen Curry</i>

*Did not participate due to injury ^Won event

MOST ALL-STAR SELECTIONS, WARRIORS HISTORY

Player	All-Stars
Paul Arizin	10
Stephen Curry	8
Rick Barry	8
Nate Thurmond	7
Wilt Chamberlain	6
Neil Johnston	6

MOST ALL-STAR SELECTIONS AS STARTER, WARRIORS HISTORY

Player	All-Stars
Stephen Curry	8
Rick Barry	7
Paul Arizin	5
Wilt Chamberlain	5
Nate Thurmond	4

MULTIPLE ALL-STAR STARTERS IN WARRIORS HISTORY

Year	All-Star Starters
2021	Stephen Curry & Andrew Wiggins
2019	Stephen Curry & Kevin Durant
2018	Stephen Curry & Kevin Durant
2017	Stephen Curry & Kevin Durant
2015	Stephen Curry & Klay Thompson
1967	Rick Barry & Nate Thurmond
1966	Rick Barry, Guy Rodgers & Nate Thurmond
1956	Paul Arizin & Neil Johnston
1952	Paul Arizin & Andy Phillip
1951	Joe Fulks & Andy Phillip



WARRIORS RANKED IN THE NBA'S TOP 10 (WEST COAST ERA)

SCORING	RANK	YEAR	AVERAGE
Stephen Curry	10th	2021-22	25.5
Stephen Curry	1st	2020-21	32.0
Stephen Curry	5th	2018-19	27.3
Kevin Durant	8th	2018-19	26.0
Kevin Durant	6th	2017-18	26.4
Stephen Curry	10th	2016-17	25.3
Stephen Curry	1st	2015-16	30.1
Stephen Curry	6th	2014-15	23.8
Klay Thompson	10th	2014-15	21.7
Stephen Curry	7th	2013-14	24.0
Stephen Curry	7th	2012-13	22.9
Monta Ellis	8th	2010-11	24.1
Monta Ellis	6th	2009-10	25.5
Antawn Jamison	9th	2000-01	24.9
Latrell Sprewell	5th	1996-97	24.2
Chris Mullin	3rd	1991-92	25.6
Tim Hardaway	6th	1991-92	23.4
Chris Mullin	8th	1990-91	25.7
Mitch Richmond	10th	1990-91	23.9
Chris Mullin	7th	1989-90	25.1
Chris Mullin	5th	1988-89	26.5
Purvis Short	5th	1985-86	25.5
Purvis Short	4th	1984-85	28.0
Purvis Short	10th	1983-84	22.8
Joe Barry Carroll	7th	1982-83	24.1
World B. Free	8th	1982-83	23.9
Bernard King	8th	1981-82	23.2
World B. Free	10th	1981-82	22.9
World B. Free	9th	1980-81	24.1
Rick Barry	10th	1975-76	21.0
Rick Barry	2nd	1974-75	30.6
Rick Barry	5th	1973-74	25.1
Rudy LaRusso	8th	1967-68	21.8
Rick Barry	1st	1966-67	35.6
Rick Barry	4th	1965-66	25.7
Wilt Chamberlain	1st	1963-64	36.9
Wilt Chamberlain	1st	1962-63	44.8

REBOUNDS	RANK	YEAR	AVERAGE
David Lee	5th	2012-13	11.2
David Lee	7th	2010-11	9.8
Troy Murphy	6th	2005-06	10.0
Troy Murphy	5th	2004-05	10.8
Erick Dampier	4th	2003-04	12.0
Troy Murphy	5th	2002-03	10.2
Danny Fortson	4th	2001-02	11.7
Larry Smith	6th	1986-87	11.5
Larry Smith	5th	1985-86	11.1
Larry Smith	6th	1984-85	10.9
Larry Smith	6th	1981-82	11.0
Larry Smith	3rd	1980-81	12.1
Robert Parish	7th	1979-80	10.9
Robert Parish	6th	1978-79	12.1
Nate Thurmond	2nd	1972-73	17.1
Nate Thurmond	4th	1971-72	16.1
Clyde Lee	10th	1969-70	11.3
Nate Thurmond	2nd	1968-69	19.7
Nate Thurmond	2nd	1967-68	22.0
Clyde Lee	5th	1967-68	13.9
Nate Thurmond	2nd	1966-67	21.3
Nate Thurmond	4th	1965-66	18.0

REBOUNDS	RANK	YEAR	AVERAGE
Rick Barry	10th	1965-66	10.6
Nate Thurmond	4th	1964-65	18.1
Wilt Chamberlain	2nd	1963-64	22.3
Wilt Chamberlain	1st	1962-63	24.3

ASSISTS	RANK	YEAR	AVERAGE
Draymond Green	4th	2020-21	8.9
Draymond Green	7th	2017-18	7.3
Draymond Green	9th	2016-17	7.0
Draymond Green	7th	2015-16	7.4
Stephen Curry	10th	2015-16	6.7
Stephen Curry	6th	2014-15	7.7
Stephen Curry	5th	2013-14	8.5
Baron Davis	6th	2007-08	7.6
Baron Davis	5th	2006-07	8.1
Baron Davis	2nd	2005-06	8.9
Tim Hardaway	3rd	1994-95	9.3
Tim Hardaway	2nd	1992-93	10.6
Tim Hardaway	3rd	1991-92	10.0
Tim Hardaway	5th	1990-91	9.7
Tim Hardaway	9th	1989-90	8.7
Eric Floyd	2nd	1986-87	10.3
John Lucas	6th	1980-81	7.0
John Lucas	5th	1979-80	7.5
John Lucas	2nd	1978-79	9.3
Rick Barry	6th	1976-77	6.0
Rick Barry	5th	1975-76	6.1
Rick Barry	5th	1974-75	6.2
Rick Barry	8th	1973-74	6.1
Jeff Mullins	7th	1971-72	5.9
Al Attles	6th	1967-68	5.8
Paul Neumann	9th	1966-67	4.4
Guy Rodgers	2nd	1965-66	10.7
Guy Rodgers	2nd	1964-65	7.2
Guy Rodgers	2nd	1963-64	7.0
Wilt Chamberlain	6th	1963-64	5.0
Guy Rodgers	1st	1962-63	10.4

STEALS	RANK	YEAR	AVERAGE
Draymond Green	1st	2016-17	2.03
Stephen Curry	7th	2016-17	1.80
Stephen Curry	1st	2015-16	2.14
Stephen Curry	4th	2014-15	2.04
Monta Ellis	3rd	2010-11	2.10
Monta Ellis	2nd	2009-10	2.23
Stephen Curry	3rd	2009-10	1.90
Baron Davis	3rd	2007-08	2.33
Baron Davis	1st	2006-07	2.14
Monta Ellis	8th	2006-07	1.71
Mookie Blaylock	2nd	2000-01	2.36
Mookie Blaylock	5th	1999-00	2.00
Latrell Sprewell	9th	1993-94	2.2.0
Chris Mullin	7th	1991-92	2.14
Tim Hardaway	4th	1990-91	2.61
Chris Mullin	10th	1990-91	2.11
Tim Hardaway	10th	1989-90	2.09
Winston Garland	9th	1988-89	2.22
Lester Conner	10th	1984-85	2.04
Lester Conner	9th	1983-84	1.98
Micheal Ray Richardson	1st	1982-83	2.84
Rick Barry	8th	1976-77	2.18

MISCELLANEOUS STATISTICS



STEALS	RANK	YEAR	AVERAGE
Rick Barry	4th	1975-76	2.49
Rick Barry	1st	1974-75	2.85
Rick Barry	5th	1973-74	2.11

BLOCKED SHOTS	RANK	YEAR	AVERAGE
Kevin Durant	5th	2017-18	1.75
Kevin Durant	9th	2016-17	1.60
Andrew Bogut	6th	2013-14	1.81
Ronny Turiaf	4th	2008-09	2.13
Adonal Foyle	10th	2004-05	2.04
Adonal Foyle	5th	2002-03	2.5
Erick Dampier	10th	2002-03	1.88
Erick Dampier	7th	2001-02	2.29
Adonal Foyle	8th	2001-02	2.13
Adonal Foyle	6th	2000-01	2.69
Chris Webber	9th	1993-94	2.16
Manute Bol	4th	1989-90	3.17
Manute Bol	1st	1988-89	4.31
Joe Barry Carroll	10th	1983-84	1.78
Robert Parish	4th	1978-79	2.86
George Johnson	5th	1975-76	2.12

WARRIORS TRIPLE-DOUBLE CLUB

PLAYER	#	MOST RECENT
Draymond Green	31	12/20/21
Tom Gola	20	1/27/62
Guy Rodgers	17	1/5/66
Andy Phillip	10	11/1/52
Wilt Chamberlain	8	3/10/64
Stephen Curry	9	1/11/22
Rick Barry	6	11/6/76
Chris Mullin	5	2/19/97
Baron Davis	5	4/10/08
Kevin Durant	5	12/27/18
Tim Hardaway	4	1/16/92
Nate Thurmond	2	12/20/67
Jerry Lucas	2	2/24/71
Winston Garland	2	12/20/88
David Lee	2	12/21/12
Ken Murray	1	3/9/55
Jack George	1	2/1/56
Neil Johnston	1	11/17/56
Jeff Mullins	1	2/16/68
Alvin Attles	1	12/6/68
Phil Smith	1	4/6/76
Robert Parish	1	10/29/78
Purvis Short	1	2/22/81
Mickey Johnson	1	3/10/83
Chris Webber	1	12/23/93
Latrell Sprewell	1	3/28/97
Mookie Blaylock	1	3/24/01
Stephen Jackson	1	2/4/09

CONSECUTIVE GAMES PLAYED

GAMES	PLAYER	DATES
333	Wilt Chamberlain	2/16/60 - 3/18/64
321	Phil Smith	3/6/75 - 2/16/79
306	Eric Floyd	1/19/83 - 12/12/87
288	Joe Graboski	1954-55 - 1959-60
286	Neil Johnston	11/1/52 - 1956-57
246	Antawn Jamison	10/31/00 - 4/16/03
234	Tim Hardaway	11/14/89 - 4/7/92
214	Klay Thompson	12/25/11 - 3/12/14
206	Rod Higgins	3/12/89 - 12/12/91
203	Erick Dampier	1/14/02 - 3/31/04
198	George T. Johnson	2/19/74 - 11/13/76
194	Joe Fulks	1947-48 - 1951-52
190	Chris Mullin	1/29/88 - 3/18/90
183	Terry Teagle	3/12/85 - 4/19/87
179	Jamaal Wilkes	10/18/74 - 11/23/76
179	Clifford Ray	10/18/74 - 11/23/76

WARRIORS 40-40 CLUB (WEST COAST ERA)

PLAYER	#	MOST RECENT
Wilt Chamberlain	2	11/22/64

WARRIORS 30-30 CLUB (WEST COAST ERA)

Wilt Chamberlain	26	12/30/64
Nate Thurmond	2	1/19/69
Robert Parish	1	3/30/79

OPPONENTS 30-30 CLUB (WEST COAST ERA)

Wilt Chamberlain	4	2/27/68
------------------	---	---------

OPPONENTS 25-25 CLUB (WEST COAST ERA)

Wilt Chamberlain	6	4/18/67
Jerry Lucas	2	1/29/67
Sidney Wicks	2	3/17/72
Bob Pettit	1	1/20/63
Bill Russell	1	2/21/63
Bill Bridges	1	4/5/67
Happy Hairston	1	12/28/68
Elvin Hayes	1	2/14/70
Bob McAdoo	1	3/13/75
Bill Walton	1	1/24/76
Dwight Howard	1	1/10/07

OPPONENTS TRIPLE-DOUBLE CLUB (WEST COAST ERA)

PLAYER	#	LAST	PLAYER	#	LAST
Oscar Robertson	15	3/1/68	Johnny Moore	1	1/8/85
Earvin "Magic" Johnson	9	4/13/90	Artis Gilmore	1	2/4/85
Wilt Chamberlain	6	2/13/68	Larry Bird	1	2/19/86
Russell Westbrook	6	4/21/21	Lester Conner	1	2/2/89
Jason Kidd	5	3/13/09	Darrell Walker	1	2/5/90
Hakeem Olajuwon	4	12/1/94	Alvin Robertson	1	12/26/90
Nikola Jokic	4	3/7/22	Ron Harper	1	4/17/92
Jerry West	3	11/19/65	Michael Williams	1	12/19/92
Bill Russell	3	3/9/69	Kevin Gamble	1	3/16/93
Walt Frazier	3	1/7/70	Dikembe Mutombo	1	3/25/93
Chris Webber	3	3/1/97	Kenny Anderson	1	1/22/94
Damon Stoudamire	3	4/15/05	Charles Barkley	1	11/23/96
Kevin Garnett	3	2/7/07	Rod Strickland	1	2/10/98
James Harden	3	1/3/19	Lamar Odom	1	11/29/00
Luka Doncic	3	12/28/19	Michael Finley	1	12/10/00
Sidney Wicks	2	11/17/72	Terrell Brandon	1	2/23/01
Norm Van Lier	2	2/11/73	Jeff McInnis	1	3/16/01
Alvan Adams	2	12/21/85	Robert Pack	1	4/13/01
Lafayette Lever	2	4/21/89	Baron Davis	1	1/3/02
Mark Jackson	2	3/13/94	Kirk Hinrich	1	2/28/04
Kevin Johnson	2	3/17/97	Kobe Bryant	1	12/3/04
Michael Jordan	2	1/15/97	LeBron James	2	3/15/21
Gary Payton	2	12/30/97	Lamar Odom	1	4/11/06
Steve Francis	2	3/21/03	Caron Butler	1	11/23/07
Boris Diaw	2	12/15/06	David Lee	1	4/2/10
Chris Paul	2	4/6/08	Tim Duncan	1	11/30/10
Pau Gasol	2	4/12/13	Hedo Turkoglu	1	1/3/11
Elgin Baylor	1	11/7/62	Andre Iguodala	1	3/6/11
K.C. Jones	1	1/2/63	Chuck Hayes	1	3/23/11
Dave DeBusschere	1	3/5/63	Jarrett Jack	1	3/21/12
Guy Rodgers	1	10/18/66	Kevin Durant	1	11/18/12
Lenny Wilkens	1	12/7/68	Rajon Rondo	1	11/7/15
Connie Hawkins	1	12/1/72	Ben Simmons	1	3/2/19
Bob Lanier	1	3/12/74	Delon Wright	1	4/10/19
Kareem Abdul-Jabbar	1	3/5/76	Jimmy Butler	1	2/17/21
Bill Walton	1	2/3/78	Nikola Vucevic	1	2/19/21
Campy Russell	1	3/7/79	Giannis Antetokounmpo	1	1/13/22
Jack Sikma	1	2/14/84			



OSCAR ROBERTSON

MARGINS OF VICTORY & OVERTIME RECORDS



LARGEST MARGINS OF VICTORY

MARGIN	DATE	OPPONENT	SCORE
62	11/2/91	vs. Sacramento	153-91
59	3/19/77	vs. Indiana	150-91
50	11/2/15	vs. Memphis	119-69
49	11/24/17	vs. Chicago	143-94
47	3/31/19	vs. Charlotte	137-90
46	1/15/86	vs. Utah	150-104
46	12/23/93	vs. LA Clippers	141-95
46	1/28/17	vs. LA Clippers	144-98
46	2/12/18	vs. Phoenix	129-83
45	11/7/81	vs. Denver	152-107
45	12/17/16	vs. Portland	135-90
43	11/9/61	vs. Syracuse	151-108
43	11/16/02	vs. Orlando	135-92
43	2/10/14	vs. Philadelphia	123-80
43	1/19/15	vs. Denver	122-79
43	11/23/16	vs. L.A. Lakers	149-106
42	1/7/75	vs. New Orleans	136-94
42	1/14/22	at Chicago	138-96
41	4/2/93	at Dallas	134-93
41	11/9/09	vs. Minnesota	146-105
41	11/5/21	vs. New Orleans	126-85
40	11/22/75	at Washington	111-71
40	3/8/90	vs. Cleveland	145-105
40	12/30/14	vs. Philadelphia	126-86

LARGEST MARGINS OF DEFEAT

MARGIN	DATE	OPPONENT	SCORE
63	3/19/72	at Los Angeles	99-162
53	4/2/21	at Toronto (Tampa, FL)	77-130
51	3/7/62	at Boston	102-153
49	2/3/67	at Los Angeles	80-129
49	3/9/69	at Boston	89-138
48	1/5/69	vs. Boston	86-134
48	11/20/19	at Dallas	94-142
46	12/14/68	at Philadelphia	91-137
45	2/14/71	at Seattle	101-146
45	3/2/80	at Philadelphia	99-144
45	1/8/85	at San Antonio	94-139
45	1/15/85	vs. Dallas	104-149
45	12/22/87	at Portland	91-136

WARRIORS LARGEST DEFICITS OVERCOME FOR VICTORY

Largest Deficit At End Of 1st Quarter	23	March 4, 1976, vs. Chicago (124-110)
.....	23	March 29, 2017, at San Antonio (110-98)
Largest Deficit At End Of 2nd Quarter	22	February 15, 1988, at San Antonio (126-122)
.....	22	November 11, 2017 at Philadelphia (124-116)
Largest Deficit At End Of 3rd Quarter	19	February 9, 1962, at Boston (126-124)

WARRIORS OVERTIME RECORDS (WEST COAST ERA)

Overall OT Record	101-154	396
Home OT Record	53-79	402
Road OT Record	48-73	397
Neutral OT Record	0-2	000
Double Overtime Record	10-14	417
Triple Overtime Record	2-1667
Quadruple Overtime Record	1-0	1.000
Most OT Games (Season)	9	1996-97
Fewest OT Games (Season)	1	6 times; last in 2020-21
Most OT Wins (Season)	6	2015-16
Most OT Losses (Season)	8	1979-80
Consecutive OT Games	3	1962-63
Consecutive OT Wins	6	2015-16
Consecutive OT Losses	10 (ties NBA record)	1979-80 thru 1980-81 and 2018-19 thru 2019-20
Most OT Periods (Game)	4	vs. New Jersey on 2/1/87

THE LAST TIME...

INDIVIDUAL

Category	Date/Opponent/Player
A Warrior had a triple-double:	Jan. 11, 2022 at Memphis – Stephen Curry (27 points, 10 rebounds, 10 assists)
An opponent had a triple-double:	March 7, 2022 – Nikola Jokic (32 points, 15 rebounds, 13 assists)
A Warrior had 30 points and 20 rebounds:	February 23, 2000 at Milwaukee – Donyell Marshall (37 points, 21 rebounds)
A Warrior had 20 points and 20 rebounds:	February 22, 2013 at San Antonio – David Lee (25 points, 22 rebounds)
A Warrior had 60-plus points:	January 3, 2021 vs. Portland – Stephen Curry (62)
An opponent had 60-plus points:	January 20, 2020 at Portland (ot) – Damian Lillard (61)
A Warrior had 50-plus points:	November 8, 2021 vs. Atlanta – Stephen Curry (50)
An opponent had 50-plus points:	March 5, 2022 at L.A. Lakers – LeBron James (56)
A Warrior had 40-plus points:	April 10, 2022 at New Orleans – Klay Thompson (41)
An opponent had 40-plus points:	April 7, 2022 vs. L.A. Lakers – Talen Horton-Tucker (40)
A Warrior had 20-plus rebounds:	February 6, 2015 at Atlanta – Draymond Green (20)
An opponent had 20-plus rebounds:	April 21, 2021 at Washington – Russell Westbrook (20)
A Warrior had 25-plus rebounds:	January 27, 2008 vs. New York – Andris Biedrins (26)
An opponent had 25-plus rebounds:	March 14, 2021 vs. Utah – Rudy Gobert (28)
A Warrior had 20-plus assists:	December 16, 1994 vs. Orlando – Tim Hardaway (22)
An opponent had 20-plus assists:	March 30, 2012 vs. New Jersey – Deron Williams (20)
A Warrior had 20-plus points and 20-plus rebounds:	February 22, 2013 at San Antonio – David Lee (25 points, 22 rebounds)
An opponent had 20-plus points and 20-plus rebounds:	March 14, 2021 vs. Utah – Rudy Gobert (24 points, 28 rebs)

TEAM

Category	Date/Opponent/Player
The Warriors had an overtime game:	January 20, 2022 vs. Indiana (Lost 117-121)
The Warriors had a double-overtime game:	December 1, 2016 vs. Houston (Lost 127-132)
The Warriors had a triple-overtime game:	January 14, 2009 vs. Sacramento (Lost 133-135)
The Warriors had a quadruple-overtime game:	February 1, 1987 vs. New Jersey (Won 150-147)
The Warriors scored 130-plus points:	February 24, 2022 at Portland (132)
An opponent scored 130-plus points:	March 7, 2022 at Denver (131)
The Warriors scored 140-plus points:	April 14, 2021 at Oklahoma City (147)
An opponent scored 140-plus points:	March 25, 2021 at Sacramento (141)
The Warriors scored 70-or-fewer points:	November 12, 2004 at Memphis (67)
An opponent scored 70-or-fewer points:	November 2, 2015 vs. Memphis (69)
The Warriors had 40-plus assists:	January 4, 2021 vs. Sacramento (41)
The Warriors had 60-plus rebounds:	October 28, 2019 at New Orleans (61)
An opponent had 60-plus rebounds:	April 21, 2021 at Washington (61)
The Warriors shot .600-plus from the field:	April 10, 2022 at New Orleans (49-81, .605)
An opponent shot .600-plus from the field:	March 15, 2021 vs. L.A. Lakers (49-78, .628)
The Warriors had 15-plus steals:	February 27, 2022 vs. Dallas (15)
An opponent had 15-plus steals:	October 28, 2021 vs. Memphis (17)
The Warriors had 20-plus steals:	November 9, 2009 vs. Minnesota (22)
An opponent had 20-plus steals:	December 17, 1996 at Seattle (21)
The Warriors had 15-plus blocked shots:	February 12, 2018 vs. Phoenix (16)
An opponent had 15-plus blocked shots:	February 6, 2013 at Oklahoma City (16)
The Warriors had four 20-point scorers:	March 23, 2022 at Miami Jordan Poole (30), Jonathan Kuminga (22), Damion Lee (22), Andrew Wiggins (22)
An opponent had four 20-point scorers:	January 1, 2022 at Utah Bojan Bogdanovic (20), Jordan Clarkson (20), Rudy Gobert (20), Donovan Mitchell (20)
The Warriors had four double-figure rebounders:	December 11, 2015 at Boston Festus Ezeli (12), Stephen Curry (11), Draymond Green (11), Andre Iguodala (10)
An opponent had four double-figure rebounders:	November 13, 2010 at Milwaukee Andrew Bogut (17), Luc Mbah a Moute (12), Brandon Jennings (11), Drew Gooden (10)
The Warriors scored 40-plus points in a quarter:	April 10, 2022 at New Orleans (41, 2nd Quarter)
The Warriors scored 50-plus points in a quarter:	April 14, 2021 at Oklahoma City (50, 3rd Quarter)
An opponent scored 40-plus points in a quarter:	March 28, 2022 at Memphis (43, 2nd Quarter)
The Warriors scored 10 or fewer points in a quarter:	March 20, 2011 at Dallas (10, 4th Quarter)
An opponent held to 10 points or fewer in a quarter:	November 18, 2021 at Cleveland (8, 4th Quarter)
The Warriors outrebounded an opponent by 30 or more:	November 2, 1991 vs. Sacramento (31, 60-29)
An opponent outrebounded the Warriors by 30 or more:	February 5, 2020 at Brooklyn (31, 65-34)

ALL-TIME PLAYOFF RECORDS



ALL-TIME CAREER PLAYOFF LEADERS

GAMES PLAYED

1. Draymond Green145
Klay Thompson145
3. Stephen Curry134
4. Andre Iguodala111
5. Shaun Livingston102
6. Jeff Mullins77
7. Andrew Bogut72
8. Rick Barry66
9. Harrison Barnes64
Kevon Looney64

MINUTES PLAYED

1. Klay Thompson5,361
2. Draymond Green5,078
3. Stephen Curry4,998
4. Andre Iguodala3,160
5. Rick Barry2,579
6. Nate Thurmond.....2,245
7. Jeff Mullins.....2,231
8. Harrison Barnes2,041
9. Paul Arizin1,815
10. Shaun Livingston1,793

BLOCKED SHOTS

1. Draymond Green202
2. Andrew Bogut93
3. Klay Thompson81
4. George Johnson63
5. Andre Iguodala58
6. Kevin Durant57
7. Clifford Ray49
8. Stephen Curry38
9. Rick Barry36
10. Chris Mullin.....32

POINTS

1. Stephen Curry3,570
2. Klay Thompson2,791
3. Rick Barry1,776
4. Draymond Green1,712
5. Kevin Durant.....1,423
6. Wilt Chamberlain.....1,246
7. Paul Arizin1,186
8. Jeff Mullins1,073
9. Andre Iguodala977
10. Nate Thurmond.....833

ASSISTS

1. Draymond Green892
2. Stephen Curry833
3. Andre Iguodala383
4. Rick Barry316
5. Klay Thompson322
6. Jeff Mullins258
7. Guy Rodgers247
8. Kevin Durant.....217
9. Al Attles206
10. Shaun Livingston200

BLOCKS PER GAME (MIN. 10 GAMES)

1. Joe Barry Carroll2.50
2. George Johnson2.10
3. Draymond Green1.39
4. Andris Biedrins1.36
5. Andrew Bogut1.29
6. Clifford Ray1.23
7. Kevin Durant.....1.19
8. Alton Lister1.10
Robert Parish1.10
10. Andrew Wiggins1.05

POINTS PER GAME (MIN. 10 GAMES)

1. Wilt Chamberlain.....34.6
2. Kevin Durant29.6
3. Rick Barry26.9
4. Stephen Curry26.6
5. Baron Davis.....25.3
6. Tim Hardaway.....25.0
7. Paul Arizin24.2
8. Eric Floyd21.4
9. Mitch Richmond21.3
10. Chris Mullin.....20.8

ASSISTS PER GAME (MIN. 10 GAMES)

1. Eric Floyd10.2
2. Tim Hardaway.....10.0
3. Guy Rodgers6.9
4. Baron Davis.....6.5
5. Stephen Curry6.2
6. Draymond Green6.2
7. Rick Barry4.8
8. Jarrett Jack.....4.7
9. Tom Gola.....4.6
10. Kevin Durant.....4.5
Jack George.....4.5

FIELD GOAL PERCENTAGE (MIN. 100 ATT.)

1. JaVale McGee702
2. Kevon Looney636
3. Andrew Bogut598
4. David West587
5. Clifford Ray563
6. Derrek Dickey.....557
7. George Johnson553
8. Festus Ezeli530
9. Carl Landry520
Chris Mullin.....520

REBOUNDS

1. Draymond Green1,308
2. Wilt Chamberlain.....922
3. Nate Thurmond.....896
4. Stephen Curry719
5. Klay Thompson572
6. Clyde Lee503
7. Andrew Bogut483
8. Andre Iguodala463
9. Clifford Ray411
10. Paul Arizin404
Rick Barry404

STEALS

1. Draymond Green222
2. Stephen Curry210
3. Klay Thompson143
4. Andre Iguodala122
5. Rick Barry105
6. Charles Johnson.....55
7. Jamaal Wilkes54
8. Phil Smith44
9. Chris Mullin.....43
10. Harrison Barnes42
Shaun Livingston42

FIELD GOALS MADE

1. Stephen Curry1,181
2. Klay Thompson1,041
3. Rick Barry699
4. Draymond Green609
5. Wilt Chamberlain.....507
6. Kevin Durant.....486
7. Jeff Mullins457
8. Paul Arizin411
9. Andre Iguodala365
10. Nate Thurmond.....328

REBOUNDS PER GAME (MIN. 10 GAMES)

1. Wilt Chamberlain.....25.6
2. Nate Thurmond.....16.6
3. Neil Johnston.....11.2
4. Clyde Lee10.5
5. Robert Parish10.3
Clifford Ray10.3
7. Tom Gola.....10.0
8. Larry Smith.....9.8
9. Rudy LaRusso.....9.4
10. Draymond Green9.0

STEALS PER GAME (MIN. 10 GAMES)

1. Tim Hardaway.....3.15
2. Baron Davis.....2.91
3. Rick Barry2.63
4. Stephen Jackson2.00
5. Eric Floyd1.80
6. Stephen Curry1.57
7. Draymond Green1.53
8. Butch Beard1.41
9. Joe Barry Carroll1.40
10. Charles Johnson1.38

FIELD GOALS ATTEMPTED

1. Stephen Curry2,615
2. Klay Thompson2,366
3. Rick Barry1,630
4. Draymond Green1,358
5. Wilt Chamberlain.....1,017
6. Jeff Mullins1,013
7. Paul Arizin1,001
8. Kevin Durant946
9. Nate Thurmond795
10. Andre Iguodala753

FREE THROW PERCENTAGE

(MIN. 50 ATT)

1. Eric Floyd 922
2. Mitch Richmond 919
3. **Jordan Poole**..... **915**
4. Kevin Durant 899
5. **Stephen Curry** **892**
6. Rick Barry 871
7. Sarunas Marciulionis 863
8. Chris Mullin 861
9. Shaun Livingston 849
10. **Klay Thompson** **843**

FREE THROWS ATTEMPTED

1. **Stephen Curry** **725**
2. **Draymond Green**..... **469**
3. Paul Arizin 439
4. Wilt Chamberlain 438
5. Rick Barry 434
6. Kevin Durant 368
7. **Klay Thompson** **306**
8. Nate Thurmond 266
9. Joe Fulks 261
10. **Andre Iguodala** **255**

3-POINT FIELD GOALS MADE

1. **Stephen Curry** **561**
2. **Klay Thompson** **451**
3. **Draymond Green**..... **153**
4. Kevin Durant 120
5. **Andre Iguodala** **113**
6. Harrison Barnes 75
7. **Jordan Poole**..... **50**
8. **Andrew Wiggins** **35**
9. Jason Richardson 29
10. Tim Hardaway 27

FREE THROWS MADE

1. **Stephen Curry** **647**
2. Rick Barry 378
3. Paul Arizin 364
4. **Draymond Green**..... **341**
5. Kevin Durant 331
6. **Klay Thompson** **258**
7. Wilt Chamberlain 232
8. Joe Fulks 204
9. Nate Thurmond 177
10. Jeff Mullins 159

3-POINT PERCENTAGE (MIN. 25 ATT)

1. Chris Mullin 469
2. Eric Floyd 464
3. Marreese Speights 419
4. **Klay Thompson** **409**
5. **Otto Porter Jr.** **404**
6. **Stephen Curry** **401**
7. Kevin Durant 395
8. Al Harrington 395
9. **Jordan Poole**..... **391**
10. Matt Barnes 377

3-POINT FIELD GOALS ATTEMPTED

1. **Stephen Curry** **1,400**
2. **Klay Thompson** **1,102**
3. **Draymond Green**..... **500**
4. **Andre Iguodala** **324**
5. Kevin Durant 304
6. Harrison Barnes 211
7. **Jordan Poole**..... **128**
8. **Andrew Wiggins** **105**
9. Jason Richardson 82
10. Tim Hardaway 77



Stephen Curry drives against LeBron James in the Warriors' series-clinching win in Game 4 of the NBA Finals in Cleveland on June 8, 2018.

ALL-TIME INDIVIDUAL PLAYOFF RECORDS

MOST POINTS

One Game:	56	Wilt Chamberlain, Philadelphia vs. Syracuse	3/22/62
West Coast:	55	Rick Barry, San Francisco vs. Philadelphia	4/18/67
One Half:	39	Eric Floyd, Golden State vs. L.A. Lakers (2nd Half) (NBA Playoff record)	5/10/87
One Quarter:	29	Eric Floyd, Golden State vs. L.A. Lakers (4th QTR) (NBA Playoff record)	5/10/87
Overtime	17	Stephen Curry, Golden State at Portland (NBA Playoff record)	5/9/16

FIELD GOALS MADE

One Game:	24	Wilt Chamberlain, Philadelphia vs. Syracuse (tied NBA Playoff record)	3/14/60
West Coast:	22	Wilt Chamberlain, San Francisco vs. St. Louis	4/10/64
One Half:	22	Rick Barry, San Francisco vs. Philadelphia	4/18/67
One Quarter:	15	Eric Floyd, Golden State vs. L.A. Lakers (2nd Half)	5/10/87
	12	Eric Floyd, Golden State vs. L.A. Lakers (4th QTR) (NBA Playoff record)	5/10/87

FIELD GOALS MADE, NONE MISSED

One Game:	8	Clifford Ray, Golden State at Detroit	4/14/77
-----------	---	-------	---------------------------------------	---------

FIELD GOALS ATTEMPTED

One Game:	48	Wilt Chamberlain, Philadelphia vs. Syracuse (tied NBA Playoff record)	3/22/62
	48	Rick Barry, San Francisco vs. Philadelphia (tied NBA Playoff record)	4/18/67
One Half:	25	Wilt Chamberlain, Philadelphia vs. Syracuse	3/22/62
West Coast:	24	Rick Barry, San Francisco vs. Philadelphia	4/18/67
One Quarter:	17	Rick Barry, San Francisco at Philadelphia	4/14/67

FIELD GOALS ATTEMPTED, NONE MADE

One Game:	12	Tom Gola, Philadelphia at Boston	3/23/58
	12	Guy Rodgers, San Francisco at Boston	4/18/64

FREE THROWS MADE

One Game:	16	Stephen Curry, Golden State at L.A. Clippers	5/3/14
	16	Chris Mullin, Golden State vs. Phoenix	5/13/89
One Half:	13	Stephen Curry, Golden State at L.A. Clippers	5/3/14
One Quarter:	10	Sarunas Marciulionis, Golden State at Seattle	4/28/92

FREE THROWS MADE, NONE MISSED

One Game:	16	Stephen Curry, Golden State at L.A. Clippers	5/3/14
-----------	-----------	-------	---	---------------

FREE THROWS ATTEMPTED

One Game:	22	Wilt Chamberlain, Philadelphia vs. Syracuse	3/22/62
	22	Wilt Chamberlain, Philadelphia vs. Boston	3/31/62
One Half:	14	Wilt Chamberlain, Philadelphia at Boston	3/22/60
West Coast:	13	Stephen Curry, Golden State at L.A. Clippers	5/3/14
	13	Chris Mullin, Golden State vs. Phoenix	5/13/89
One Quarter:	10	Sarunas Marciulionis, Golden State at Seattle	4/28/92
	10	Kevin Durant, Golden State vs. Utah	5/4/17
	10	Stephen Curry, Golden State vs. Cleveland	6/4/17

FREE THROWS ATTEMPTED, NONE MADE

One Game:	6	Wilt Chamberlain, Philadelphia at Boston	3/19/60
-----------	---	-------	--	---------

THREE-POINT FIELD GOALS MADE

One Game:	11	Klay Thompson, Golden St. at Okla. City (NBA record - regulation)	5/28/16
One Half:	7	Klay Thompson, Golden State at San Antonio	5/8/13
	7	Draymond Green, Golden State at Portland	5/7/16
	7	Klay Thompson, Golden State at Oklahoma City	5/28/16
	7	Klay Thompson, Golden State vs. Houston	5/26/18
One Quarter:	6	Stephen Curry, Golden State vs. Boston (Q1)	6/2/22

THREE-POINT FIELD GOALS MADE, NONE MISSED

One Game:	4	Chris Mullin, Golden State vs. L.A. Lakers	5/8/91
-----------	---	-------	--	--------

THREE-POINT FIELD GOALS ATTEMPTED

One Game:	18	Stephen Curry, Golden State at New Orleans	4/23/15
	18	Klay Thompson, Golden State at Oklahoma City	5/28/16
One Half:	12	Stephen Curry, Golden State at New Orleans	4/23/15
One Quarter:	8	Stephen Curry, Golden State vs. Boston (Q1)	6/2/22
	8	Stephen Curry, Golden State at Denver	4/20/13
	8	Stephen Curry, Golden State at Cleveland	6/9/15
	8	Stephen Curry, Golden State vs. Houston	5/22/18

ALL-TIME INDIVIDUAL PLAYOFF RECORDS



MOST THREE-POINT FIELD GOALS ATTEMPTED, NONE MADE

One Game: 9 **Stephen Curry, Golden State vs. Boston** 6/13/22

REBOUNDS

One Game: 38 **Wilt Chamberlain, San Francisco vs. Boston** 4/24/64
 One Half: 24 **Wilt Chamberlain, Philadelphia vs. Boston** 3/31/62
 West Coast: 21 **Wilt Chamberlain, San Francisco vs. Boston** 4/24/64
 One Quarter: 14 **Wilt Chamberlain, Philadelphia vs. Boston** 3/20/60
 14 **Wilt Chamberlain, Philadelphia vs. Boston** 3/22/62
 14 **Wilt Chamberlain, Philadelphia vs. Boston** 3/27/62
 West Coast: 11 **Larry Smith, Golden State at L.A. Lakers** 5/12/87
 11 **Kevin Looney, Golden State vs. Memphis (Q1)** 5/13/22

OFFENSIVE REBOUNDS

One Game: 12 **Larry Smith, Golden State at L.A. Lakers** 5/12/87
 One Half: 10 **Larry Smith, Golden State at L.A. Lakers** 5/12/87

DEFENSIVE REBOUNDS

One Game: 14 **Larry Smith, Golden State vs. L.A. Lakers** 5/10/87
 14 **Andrew Bogut, Golden State vs. Denver** 5/2/13
 One Half: 9 **Baron Davis, Golden State at Dallas** 4/22/07

ASSISTS

One Game: 20 **Tim Hardaway, Golden State at L.A. Lakers (OT)** 5/14/91
 One Half: 11 **Tim Hardaway, Golden State at L.A. Lakers (OT)** 5/14/91
 One Quarter: 9 **Tim Hardaway, Golden State at L.A. Lakers (OT)** 5/14/91

STEALS

One Game: 8 **Rick Barry, Golden State vs. Seattle** 4/14/75
 8 **Tim Hardaway, Golden State at L.A. Lakers** 5/8/91
 8 **Tim Hardaway, Golden State at Seattle** 4/30/92

BLOCKED SHOTS

One Game: 8 **George Johnson, Golden State at Seattle** 4/24/75

TURNOVERS

One Game: 8 **Stephen Curry, Golden State vs. Cleveland** 6/4/17
 8 **Stephen Curry, Golden State at L.A. Clippers** 4/29/14
 8 **Chris Mullin, Golden State at Phoenix** 5/16/89
 8 **Tim Hardaway, Golden State at Seattle** 4/28/92
 8 **Stephen Jackson, Golden State at Dallas** 4/25/07

MINUTES PLAYED

One Game: 58 **Stephen Curry, Golden State at San Antonio (2OT)** 5/6/13



Kevin Durant became the first Warriors player to earn back-to-back NBA Finals Most Valuable Player awards and became just the sixth player to win the award in consecutive years, joining Michael Jordan, Shaquille O'Neal, LeBron James, Hakeem Olajuwon and Kobe Bryant.

ALL-TIME TEAM PLAYOFF RECORDS

MOST POINTS SCORED

One Game:	143	San Francisco vs. St. Louis	4/1/67
1st Half:	76	Golden State vs. New Orleans	4/28/18
2nd Half:	78	San Francisco vs. St. Louis	4/1/67
	78	Golden State vs. Memphis	5/13/22
1st Quarter:	45	Golden State at Portland	4/24/17
2nd Quarter:	41	Golden State vs. New Orleans	4/28/18
	41	Golden State vs. Dallas	5/26/22
3rd Quarter:	44	San Francisco vs. St. Louis	4/1/67
4th Quarter:	49	Golden State at San Antonio	4/25/91
Overtime:	21	Golden State at Portland	5/9/16

FEWEST POINTS SCORED (SHOT CLOCK ERA)

One Game:	70	Golden State vs. Los Angeles	4/21/73
1st Half:	30	Golden State at Los Angeles	4/22/77
2nd Half:	30	Golden State vs. Detroit	4/12/77
1st Quarter:	11	Golden State at Cleveland	6/16/16
2nd Quarter:	11	Golden State at Los Angeles	4/22/77
3rd Quarter:	14	Golden State vs. Cleveland	6/7/15
4th Quarter:	12	Golden State vs. Detroit	4/12/77
	12	Golden State at Oklahoma City	5/24/16
	12	Golden State vs. Houston	5/22/18
Overtime:	4	Golden State at Utah	5/9/07

FIELD GOALS MADE

One Game:	58	Golden State at Detroit	4/14/77
	58	San Francisco vs. St. Louis	4/1/67
One Half:	30	Philadelphia vs. Syracuse	3/14/60
West Coast:	29	Golden State vs. Phoenix	5/4/94
Fewest Game:	27	Golden State vs. Los Angeles	4/21/73

FIELD GOALS ATTEMPTED

One Game:	140	San Francisco at Philadelphia (OT) (tied NBA Playoffs record)	4/14/67
One Half:	64	Golden State at L.A. Lakers	5/12/87
One Quarter:	35	Philadelphia at Boston	3/22/60
Fewest Game:	74	Golden State vs. Dallas	4/29/07
	74	Golden State vs. LA Clippers	4/27/14
	74	Golden State vs. Memphis	5/5/15
	74	Golden State at Memphis	5/9/15

FIELD GOAL PERCENTAGE, GAME

Highest:	.646	Golden State at Denver	4/26/13
Lowest:	.233	Golden State vs. Los Angeles	4/21/73

FREE THROWS MADE

One Game:	48	Philadelphia at Syracuse	3/25/56
West Coast:	40	San Francisco at St. Louis	4/12/67
One Quarter:	20	Philadelphia vs. Boston	3/20/60
West Coast:	16	Golden State vs. Seattle	4/25/92
Fewest Game:	5	Golden State vs. Oklahoma City	5/30/16

FREE THROWS ATTEMPTED

One Game:	58	Philadelphia at Syracuse	3/25/56
One Half:	31	Golden State vs. Utah	5/2/89
One Quarter:	23	Philadelphia vs. Syracuse	3/22/62
	23	Philadelphia at Boston	4/1/62
West Coast:	19	Golden State vs. Seattle	4/25/92
Fewest Game:	8	Golden State vs. Oklahoma City	5/30/16

FREE THROW PERCENTAGE, GAME

Highest:	1.000	Golden State at Cleveland (16-16)	6/8/18
	1.000	Golden State vs. Dallas (16-16)	5/26/22
Lowest:	.261	Philadelphia at Boston (6-23) (NBA Playoffs record)	3/19/60
West Coast:	.444	Golden State at Washington (8-18)	5/25/75

THREE-POINT FIELD GOALS MADE

One Game:	21	Golden State at Houston	4/24/16
	21	Golden State at Oklahoma City	5/28/16
One Half:	12	Golden State at Houston	4/24/16
	12	Golden State at Oklahoma City	5/28/16
	12	Golden State at Portland	4/24/17
	12	Golden State at Cleveland	6/7/17
	12	Golden State vs. Houston	5/26/18
One Quarter:	9	Golden State at Cleveland (1st Quarter) (NBA Finals record)	6/7/17

ALL-TIME TEAM PLAYOFF RECORDS



THREE-POINT FIELD GOALS ATTEMPTED

One Game:	53	Golden State vs. Memphis	5/13/22
One Half:	27	Golden State vs. Memphis (H1)	5/13/22
One Quarter:	15	Golden State at Houston	5/25/15

THREE-POINT FIELD GOALS ATTEMPTED, NONE MADE

One Game:	9	Golden State vs. Phoenix	5/13/89
------------------	---------	--------------------------------	---------

REBOUNDS

One Game:	93	San Francisco at Philadelphia	4/16/67
One Half:	50	Philadelphia at Boston	3/22/60
Fewest Game:	22	Golden State at Seattle	4/28/92

OFFENSIVE REBOUNDS

One Game:	28	Golden State vs. Seattle	4/22/75
Fewest Game:	2	Golden State at Chicago	4/30/75

DEFENSIVE REBOUNDS

One Game:	48	Golden State at San Antonio	5/22/17
Fewest Game:	12	Golden State at Seattle	4/28/92

ASSISTS

One Game:	40	Golden State vs. Phoenix	5/4/94
One Half:	23	Golden State vs. San Antonio	5/16/17
One Quarter:	13	Golden State vs. Phoenix	5/4/94
	13	Golden State at Cleveland	6/7/17
Fewest Game:	9	Golden State at Dallas	4/25/07

PERSONAL FOULS

One Game:	37	Golden State at Phoenix (2OT)	5/9/76
Fewest Game:	12	Philadelphia at Boston	3/23/58
West Coast:	14	Golden State at Milwaukee	3/30/72

DISQUALIFICATIONS

One Game:	3	San Francisco vs. Los Angeles	4/13/68
------------------	---------	-------------------------------------	---------

STEALS

One Game:	22	Golden State vs. Seattle (NBA Playoffs record)	4/14/75
Fewest Game:	1	Golden State at Memphis	5/15/15

BLOCKED SHOTS

One Game:	14	Golden State at Utah	4/27/89
------------------	----------	----------------------------	---------

TURNOVERS

One Game:	31	Golden State at Washington	5/25/75
Fewest Game:	4	Golden State vs. Cleveland	6/1/17

LARGEST DEFICITS OVERCOME TO WIN

End of 1st Quarter	18	San Francisco at St. Louis (behind 39-21; won 112-107)	4/12/67
End of 2nd Quarter	20	Golden State vs. San Antonio (behind 62-42; won 113-111)	5/14/17
End of 3rd Quarter	20	Golden State at New Orleans (behind 89-69; won 123-119)	4/23/15

LARGEST MARGIN OF VICTORY

41	Golden State vs. Houston (126-85)	5/20/18
----------	---	---------

LARGEST MARGIN OF DEFEAT

56	Golden State vs. Los Angeles (70-126)	4/21/73
----------	---	---------

*NBA Record



Left to Right: Klay Thompson, Stephen Curry and Draymond Green celebrate the franchise's first NBA championship in 40 years in 2015.

OPPONENTS ALL-TIME INDIVIDUAL PLAYOFF RECORDS

MOST POINTS

One Game:	56	Charles Barkley, Phoenix at Golden State	5/4/94
One Half:	38	Charles Barkley, Phoenix at Golden State	5/4/94
One Quarter:	27	Charles Barkley, Phoenix at Golden State	5/4/94

MOST FIELD GOALS MADE

One Game:	23	Charles Barkley, Phoenix at Golden State	5/4/94
One Half:	15	Charles Barkley, Phoenix at Golden State	5/4/94
One Quarter:	11	Charles Barkley, Phoenix at Golden State	5/4/94

MOST FIELD GOALS MADE, NONE MISSED

One Game:	9	Montrezl Harrell, LA Clippers at Golden State	4/15/19
-----------	---	---	---------

MOST FIELD GOALS ATTEMPTED

One Game:	38	LeBron James, Cleveland at Golden State	6/4/15
One Half:	22	Charles Barkley, Phoenix at Golden State	5/4/94
One Quarter:	12	Gail Goodrich, Los Angeles vs. Golden State	4/25/73
	12	Kevin Johnson, Phoenix vs. Golden State	5/1/94

MOST FIELD GOALS ATTEMPTED, NONE MADE

One Game:	14	Chuck Reiser, Baltimore at Philadelphia (tied NBA Playoffs record)	4/10/48
West Coast:	12	Trevor Ariza, Houston vs. Golden State	5/28/18

MOST FREE THROWS MADE

One Game:	20	Earvin Johnson, L.A. Lakers vs. Golden State	5/8/91
One Half:	19	Earvin Johnson, L.A. Lakers vs. Golden State	5/8/91
One Quarter:	11	Earvin Johnson, L.A. Lakers vs. Golden State	5/8/91

MOST FREE THROWS MADE, NONE MISSED

One Game	17	Bob Love, Chicago at Golden State	4/27/75
----------	----	-----------------------------------	---------

MOST FREE THROWS ATTEMPTED

One Game:	22	Bill Bridges, St. Louis at San Francisco	4/1/67
	22	Earvin Johnson, L.A. Lakers vs. Golden State	5/8/91
One Half:	21	Earvin Johnson, L.A. Lakers vs. Golden State	5/8/91
One Quarter:	12	Earvin Johnson, L.A. Lakers vs. Golden State	5/8/91

MOST FREE THROWS ATTEMPTED, NONE MADE

One Game:	5	Tristan Thompson, Cleveland vs. Golden State	6/10/16
-----------	---	--	---------

MOST THREE-POINT FIELD GOALS MADE

One Game:	8	Damian Lillard, Portland vs. Golden State	5/7/16
One Half:	5	James Harden, Houston vs. Golden State	5/25/15
	5	Damian Lillard, Portland vs. Golden State	5/7/16
	5	Monte Morris, Denver vs. Golden State	4/24/22
	5	Dillon Brooks, Memphis at Golden State (H1)	5/13/22
One Quarter:	5	Monte Morris, Denver vs. Golden State	4/24/22

MOST THREE-POINT FIELD GOALS MADE, NONE MISSED

One Game:	5	Byron Scott, L.A. Lakers vs. Golden State	5/5/91
-----------	---	---	--------

MOST THREE-POINT FIELD GOALS ATTEMPTED

One Game:	18	Damian Lillard, Portland vs. Golden State	5/9/16
One Half:	10	J.R. Smith, Cleveland at Golden State	6/14/15
	10	Dillon Brooks, Memphis at Golden State (H1)	5/13/22
One Quarter:	6	J.R. Smith, Cleveland at Golden State	6/14/15
	6	Dillon Brooks, Memphis at Golden State (Q1)	5/13/22

MOST THREE-POINT FIELD GOALS ATTEMPTED, NONE MADE

One Game:	11	James Harden, Houston vs. Golden State	5/24/18
-----------	----	--	---------

MOST REBOUNDS

One Game:	40	Bill Russell, Boston vs. Philadelphia	3/23/58
West Coast:	38	Wilt Chamberlain, Philadelphia vs. San Francisco	4/16/67
One Half:	26	Wilt Chamberlain, Philadelphia vs. San Francisco (NBA Playoffs record)	4/16/67

MOST OFFENSIVE REBOUNDS

One Game:	11	Karl Malone, Utah vs. Golden State	4/29/89
	11	Dwight Howard, Houston at Golden State	4/27/16
One Half:	8	Tyrone Corbin, Phoenix at Golden State	5/11/89

MOST DEFENSIVE REBOUNDS

One Game:	18	Kareem Abdul-Jabbar, Los Angeles vs. Golden State	5/4/77
-----------	----	---	--------

MOST ASSISTS

One Game:	21	Rajon Rondo, New Orleans vs. Golden State	5/4/18
One Half:	12	Rickey Green, Utah vs. Golden State	4/23/87
One Quarter:	8	Oscar Robertson, Milwaukee vs. S.F. at Madison, WI	4/4/71

MOST STEALS

One Game:	7	Byron Scott, L.A. Lakers at Golden State	5/10/91
	7	James Harden, Houston vs. Golden State	4/24/16
	7	Russell Westbrook, Oklahoma City vs. Golden State	5/16/16

MOST BLOCKED SHOTS

One Game:	9	Kareem Abdul-Jabbar, Los Angeles at Golden State	4/22/77
-----------	---------	--	---------

MOST TURNOVERS

One Game:	12	James Harden, Houston at Golden State (NBA Playoffs record)	5/27/15
-----------	----------	---	---------

MOST MINUTES PLAYED

One Game:	53	Wilt Chamberlain, Philadelphia vs. San Francisco (OT)	4/14/67
-----------	----------	---	---------



Charles Barkley established the opponents' all-time playoff record for points in a game (56) on May 4, 1994.

OPPONENTS ALL-TIME TEAM PLAYOFF RECORDS

MOST POINTS SCORED

One Game:	141	Philadelphia vs. San Francisco (OT)	4/14/67
1st Half:	86	Cleveland vs. Golden State (NBA Finals record)	6/9/17
2nd Half:	73	Los Angeles at Golden State	4/21/73
	73	San Antonio vs. Golden State	4/25/91
1st Quarter:	49	Cleveland vs. Golden State (NBA Playoffs record)	6/9/17
2nd Quarter:	42	Oklahoma City vs. Golden State	5/24/16
3rd Quarter:	49	L.A. Lakers vs. Golden State	5/5/87
4th Quarter:	41	Los Angeles at San Francisco	3/21/67
	41	Philadelphia vs. San Francisco	4/16/67
Overtime:	16	L.A. Lakers vs. Golden State	5/14/91

FEWEST POINTS SCORED (SHOT CLOCK ERA)

One Game:	72	Chicago vs. Golden State	4/11/75
1st Half:	33	Houston at Golden State	4/16/16
2nd Half:	25	Houston at Golden State	5/26/18
1st Quarter:	13	New Orleans at Golden State	4/18/15
2nd Quarter:	13	Chicago vs. Golden State	5/11/75
3rd Quarter:	12	Oklahoma City at Golden State	5/30/16
	12	Portland at Golden State	4/19/17
4th Quarter:	9	Houston at Golden State	5/26/18
Overtime:	2	Cleveland at Golden State	6/4/15

FIELD GOALS MADE

One Game:	58	Milwaukee vs. San Francisco	4/4/71
One Half:	32	Boston vs. Philadelphia	4/1/62
West Coast:	29	Phoenix at Golden State	5/13/89
Fewest Game:	25	Syracuse at Philadelphia	3/27/56
West Coast:	28	Cleveland at Golden State	6/5/16

FIELD GOALS ATTEMPTED

One Game:	135	Boston vs. Philadelphia	3/22/60
West Coast:	118	Philadelphia vs. San Francisco	4/16/67
One Half:	77	Boston vs. Philadelphia	3/22/60
One Quarter:	42	Boston vs. Philadelphia	3/22/60
Fewest Game:	71	Chicago at Golden State	4/27/75
	71	Denver at Golden State	4/28/13

FIELD GOAL PERCENTAGE, GAME

Highest:	.615	Seattle vs. Golden State (48-78)	4/28/92
Lowest:	.258	Syracuse at Philadelphia (25-97)	3/27/56
West Coast:	.316	St. Louis at San Francisco (37-117)	4/10/67

FREE THROWS MADE

One Game:	46	Syracuse at Philadelphia	3/27/56
One Half:	22	St. Louis at San Francisco	4/1/67
	22	Los Angeles at Golden State	4/26/77
One Quarter:	15	Seattle vs. Golden State	4/28/92
Fewest Game:	8	Milwaukee at Golden State	4/13/73
	8	Memphis at Golden State	5/13/15

FREE THROWS ATTEMPTED

One Game:	64	Syracuse at Philadelphia	3/27/56
	64	Philadelphia at San Francisco	4/24/67
One Quarter:	18	Philadelphia vs. San Francisco (OT)	4/14/67
	18	Washington at Golden State	5/23/75
	18	Los Angeles at Golden State	4/26/77
Fewest Game:	10	Memphis at Golden State	5/13/15

FREE THROW PERCENTAGE, GAME

Highest:	1.000	Phoenix vs. Golden State (28-28) (tied NBA Playoffs record)	5/9/89
Lowest:	.435	L.A. Clippers at Golden State (8-28)	4/24/14

THREE-POINT FIELD GOALS MADE

One Game:	24	Cleveland vs. Golden State	6/9/17
One Half:	13	Cleveland vs. Golden State	6/9/17
One Quarter:	8	Houston vs. Golden State	5/25/15

*NBA Playoff Record

** NBA Finals Record

OPPONENTS ALL-TIME TEAM PLAYOFF RECORDS



THREE-POINT FIELD GOALS ATTEMPTED

One Game:	45	Cleveland vs. Golden State	6/9/17
	45	Memphis vs. Golden State	5/3/22
One Half:	25	Memphis vs. Golden State (H2)	5/3/22
One Quarter:	14	Houston vs. Golden State	5/24/18
	14	Houston vs. Golden State	5/28/18
	14	Memphis vs. Golden State (Q3)	5/3/22

REBOUNDS

One Game:	97	Boston vs. Philadelphia (NBA Playoffs record)	3/19/60
West Coast:	93	Philadelphia vs. San Francisco	4/16/67
One Half:	60	Boston vs. Philadelphia	3/19/60
	60	Philadelphia vs. San Francisco	4/16/67
One Quarter:	31	Boston vs. Philadelphia	3/19/60
	31	Philadelphia vs. San Francisco	4/16/67
Fewest Game:	26	Denver vs. Golden State	4/23/13

OFFENSIVE REBOUNDS

One Game:	25	Phoenix at Golden State	5/11/89
Fewest Game:	4	Houston vs. Golden State	5/25/15

DEFENSIVE REBOUNDS

One Game:	44	Phoenix at Golden State	5/13/89
	44	L.A. Lakers vs. Golden State (OT)	5/14/91
	44	Cleveland vs. Golden State	6/1/17
	44	New Orleans vs. Golden State	5/26/18
Fewest Game:	20	Detroit vs. Golden State	4/24/76
	20	Denver vs. Golden State	4/23/13

ASSISTS

One Game:	39	San Antonio vs. Golden State	4/25/91
One Half:	21	San Antonio vs. Golden State	4/25/91
One Quarter:	12	Philadelphia vs. San Francisco	4/16/67
	12	San Antonio vs. Golden State	5/22/17
Fewest Game:	14	Denver at Golden State	4/28/13
	14	San Antonio vs. Golden State	5/8/13
	14	Cleveland at Golden State	6/7/15
	14	Cleveland vs. Golden State	6/16/15

PERSONAL FOULS

One Game:	35	Seattle at Golden State	4/25/92
Fewest Game:	12	Los Angeles at Golden State	4/21/73

DISQUALIFICATIONS

One Game:	3	Milwaukee vs. Golden State at Madison, WI	4/10/73
-----------	---------	---	---------

STEALS

One Game:	19	Los Angeles vs. Golden State	4/29/77
	19	Los Angeles vs. Golden State	5/4/77
Fewest Game:	2	Detroit vs. Golden State	4/30/76
	2	L.A. Lakers at Golden State	5/10/87
	2	Cleveland vs. Golden State	6/11/15

BLOCKED SHOTS

One Game:	12	Los Angeles vs. Golden State	4/22/77
-----------	----------	------------------------------------	---------

TURNOVERS

One Game:	30	Phoenix at Golden State	5/2/76
Fewest Game:	3	Memphis vs. Golden State	5/15/15

ALL-TIME PLAYOFF RESULTS

1946-47

1947 Quarterfinals - Warriors win series 2-1

DATE	OPPONENT	SITE	W-L	SCORE
April 2	St. Louis	Philadelphia	W	73-68
April 5	St. Louis	St. Louis	L	51-73
April 6	St. Louis	St. Louis	W	75-59

1947 Semifinals - Warriors win series 2-0

DATE	OPPONENT	SITE	W-L	SCORE
April 12	New York	Philadelphia	W	82-70
April 14	New York	New York	W	72-53

1947 BAA Finals - Warriors win series 4-1

DATE	OPPONENT	SITE	W-L	SCORE
April 16	Chicago	Philadelphia	W	84-71
April 17	Chicago	Philadelphia	W	85-74
April 19	Chicago	Chicago	W	75-72
April 20	Chicago	Chicago	L	73-74
April 22	Chicago	Philadelphia	W	83-80

1947-48

1948 Semifinals - Warriors win series 4-3

DATE	OPPONENT	SITE	W-L	SCORE
March 23	St. Louis	St. Louis	L	58-60
March 25	St. Louis	St. Louis	W	65-64
March 27	St. Louis	Philadelphia	W	84-56
March 30	St. Louis	Philadelphia	L	51-56
April 1	St. Louis	St. Louis	L	62-69
April 3	St. Louis	Philadelphia	W	84-61
April 6	St. Louis	St. Louis	W	85-46

1948 BAA Finals - Baltimore wins series 4-2

DATE	OPPONENT	SITE	W-L	SCORE
April 10	Baltimore	Philadelphia	W	71-60
April 13	Baltimore	Philadelphia	L	63-66
April 15	Baltimore	Baltimore	L	70-72
April 17	Baltimore	Baltimore	L	75-78
April 20	Baltimore	Philadelphia	W	91-82
April 21	Baltimore	Baltimore	L	73-88

1948-49

1949 Eastern Div. Semifinals - Washington wins series 2-0

DATE	OPPONENT	SITE	W-L	SCORE
March 23	Washington	Philadelphia	L	70-92
March 24	Washington	Washington	L	78-80

1949-50

1950 Eastern Div. Semifinals - Syracuse wins series 2-0

DATE	OPPONENT	SITE	W-L	SCORE
March 22	Syracuse	Syracuse	L	76-93
March 23	Syracuse	Philadelphia	L	53-59

1950-51

1951 Eastern Div. Semifinals - Syracuse wins series 2-0

DATE	OPPONENT	SITE	W-L	SCORE
March 20	Syracuse	Philadelphia	L	89-91(ot)
March 22	Syracuse	Syracuse	L	78-90

1951-52

1952 Eastern Div. Semifinals - Syracuse wins series 2-1

DATE	OPPONENT	SITE	W-L	SCORE
March 20	Syracuse	Syracuse	L	83-102
March 22	Syracuse	Philadelphia	W	100-95
March 23	Syracuse	Syracuse	L	78-84

1955-56

1956 Eastern Div. Finals - Warriors win series 3-2

DATE	OPPONENT	SITE	W-L	SCORE
March 23	Syracuse	Philadelphia	W	109-87
March 25	Syracuse	Syracuse	L	118-122
March 27	Syracuse	Philadelphia	W	119-96
March 28	Syracuse	Syracuse	L	104-108
March 29	Syracuse	Philadelphia	W	109-104

1956 NBA Finals - Warriors win series 4-1

DATE	OPPONENT	SITE	W-L	SCORE
March 31	Ft. Wayne	Philadelphia	W	98-94
April 1	Ft. Wayne	Ft. Wayne	L	83-84
April 3	Ft. Wayne	Philadelphia	W	100-96
April 5	Ft. Wayne	Ft. Wayne	W	107-105
April 7	Ft. Wayne	Philadelphia	W	99-88

1956-57

1957 Eastern Div. Semifinals - Syracuse wins series 2-0

DATE	OPPONENT	SITE	W-L	SCORE
March 16	Syracuse	Philadelphia	L	96-103
March 18	Syracuse	Syracuse	L	80-91

1957-58

1958 Eastern Div. Semifinals - Warriors win series 2-1

DATE	OPPONENT	SITE	W-L	SCORE
March 15	Syracuse	Syracuse	L	82-86
March 16	Syracuse	Philadelphia	W	95-93
March 18	Syracuse	Syracuse	W	101-88

1958 Eastern Div. Finals - Boston wins series 4-1

DATE	OPPONENT	SITE	W-L	SCORE
March 19	Boston	Boston	L	98-107
March 22	Boston	Philadelphia	L	87-109
March 23	Boston	Boston	L	92-106
March 26	Boston	Philadelphia	W	111-97
March 27	Boston	Boston	L	88-93

1959-60

1960 Eastern Div. Semifinals - Warriors win series 2-1

DATE	OPPONENT	SITE	W-L	SCORE
March 11	Syracuse	Philadelphia	W	115-92
March 13	Syracuse	Syracuse	L	119-125
March 14	Syracuse	Philadelphia	W	132-112

1960 Eastern Div. Finals - Boston wins series 4-2

DATE	OPPONENT	SITE	W-L	SCORE
March 16	Boston	Boston	L	105-111
March 18	Boston	Philadelphia	W	115-110
March 19	Boston	Boston	L	90-120
March 20	Boston	Philadelphia	L	104-112
March 22	Boston	Boston	W	128-107
March 24	Boston	Philadelphia	L	117-119

1960-61

1961 Eastern Div. Semifinals - Syracuse wins series 3-0

DATE	OPPONENT	SITE	W-L	SCORE
March 14	Syracuse	Philadelphia	L	107-115
March 16	Syracuse	Syracuse	L	114-115
March 18	Syracuse	Philadelphia	L	103-106

1961-62

1962 Eastern Div. Semifinals - Warriors win series 3-2

DATE	OPPONENT	SITE	W-L	SCORE
March 16	Syracuse	Philadelphia	W	110-103
March 18	Syracuse	Syracuse	W	97-82
March 19	Syracuse	Philadelphia	L	100-101
March 20	Syracuse	Syracuse	L	99-106
March 22	Syracuse	Philadelphia	W	121-104

1962 Eastern Div. Finals - Boston wins series 4-3

DATE	OPPONENT	SITE	W-L	SCORE
March 24	Boston	Boston	L	89-117
March 27	Boston	Philadelphia	W	113-106
March 28	Boston	Boston	L	114-129
March 31	Boston	Philadelphia	W	110-106
April 1	Boston	Boston	L	104-119
April 3	Boston	Philadelphia	W	109-99
April 5	Boston	Boston	L	107-109

ALL-TIME PLAYOFF RESULTS



1963-64

1964 Western Div. Finals - Warriors win series 4-3

DATE	OPPONENT	SITE	W-L	SCORE
April 1	St. Louis	San Francisco	L	111-116
April 3	St. Louis	San Francisco	W	120-85
April 5	St. Louis	St. Louis	L	109-113
April 8	St. Louis	St. Louis	W	111-109
April 10	St. Louis	San Francisco	W	121-97
April 12	St. Louis	St. Louis	L	95-123
April 16	St. Louis	San Francisco	W	105-95

1964 NBA Finals - Boston wins series 4-1

DATE	OPPONENT	SITE	W-L	SCORE
April 18	Boston	Boston	L	96-108
April 20	Boston	Boston	L	101-124
April 22	Boston	San Francisco	W	115-91
April 24	Boston	San Francisco	L	95-98
April 26	Boston	Boston	L	99-105

1966-67

1967 Western Div. Semifinals - Warriors win series 3-0

DATE	OPPONENT	SITE	W-L	SCORE
March 21	Los Angeles	San Francisco	W	124-108
March 23	Los Angeles	Los Angeles	W	113-102
March 26	Los Angeles	San Francisco	W	122-115

1967 Western Div. Finals - Warriors win series 4-2

DATE	OPPONENT	SITE	W-L	SCORE
March 30	St. Louis	San Francisco	W	117-115
April 1	St. Louis	San Francisco	W	143-136
April 5	St. Louis	St. Louis	L	109-115
April 8	St. Louis	St. Louis	L	104-109
April 10	St. Louis	San Francisco	W	123-102
April 12	St. Louis	St. Louis	W	112-107

1967 NBA Finals - Philadelphia wins series 4-2

DATE	OPPONENT	SITE	W-L	SCORE
April 14	Philadelphia	Philadelphia	L	135-141(ot)
April 16	Philadelphia	Philadelphia	L	95-126
April 18	Philadelphia	San Francisco	W	130-124
April 20	Philadelphia	San Francisco	L	108-122
April 23	Philadelphia	Philadelphia	W	117-109
April 24	Philadelphia	San Francisco	L	122-125

1967-68

1968 Western Div. Semifinals - Warriors win series 4-2

DATE	OPPONENT	SITE	W-L	SCORE
March 22	St. Louis	St. Louis	W	111-106
March 23	St. Louis	St. Louis	L	103-111
March 26	St. Louis	San Francisco	W	124-109
March 29	St. Louis	San Francisco	W	108-107
March 31	St. Louis	St. Louis	L	103-129
April 2	St. Louis	San Francisco	W	111-106

1968 Western Div. Finals - Los Angeles wins series 4-0

DATE	OPPONENT	SITE	W-L	SCORE
April 5	Los Angeles	Los Angeles	L	105-133
April 10	Los Angeles	Los Angeles	L	112-115
April 11	Los Angeles	San Francisco	L	124-128
April 13	Los Angeles	San Francisco	L	100-106

1968-69

1969 Western Div. Semifinals - Los Angeles wins series 4-2

DATE	OPPONENT	SITE	W-L	SCORE
March 26	Los Angeles	Los Angeles	W	99-94
March 28	Los Angeles	Los Angeles	W	107-101
March 31	Los Angeles	San Francisco	L	98-115
April 2	Los Angeles	San Francisco	L	88-103
April 4	Los Angeles	Los Angeles	L	98-103
April 5	Los Angeles	San Francisco	L	78-118

1970-71

1971 Western Conf. Semifinals - Milwaukee wins series 4-1

DATE	OPPONENT	SITE	W-L	SCORE
March 27	Milwaukee	San Francisco	L	96-107
March 29	Milwaukee	Milwaukee	L	90-104
March 30	Milwaukee	Milwaukee	L	102-114
April 1	Milwaukee	San Francisco	W	106-104
April 4	Milwaukee	Milwaukee	L	86-136

1971-72

1972 Western Conf. Semifinals - Milwaukee wins series 4-1

DATE	OPPONENT	SITE	W-L	SCORE
March 28	Milwaukee	Milwaukee	W	117-106
March 30	Milwaukee	Milwaukee	L	93-118
April 1	Milwaukee	Golden State	L	94-122
April 4	Milwaukee	Golden State	L	99-106
April 6	Milwaukee	Milwaukee	L	100-108

1972-73

1973 Western Conf. Semifinals - Warriors win series 4-2

DATE	OPPONENT	SITE	W-L	SCORE
March 30	Milwaukee	Milwaukee	L	90-110
April 1	Milwaukee	Milwaukee	W	95-92
April 5	Milwaukee	Golden State	L	93-113
April 7	Milwaukee	Golden State	W	102-97
April 10	Milwaukee	Milwaukee	W	100-97
April 13	Milwaukee	Golden State	W	100-86

1973 Western Conf. Finals - Los Angeles wins series 4-1

DATE	OPPONENT	SITE	W-L	SCORE
April 17	Los Angeles	Los Angeles	L	99-101
April 19	Los Angeles	Los Angeles	L	93-104
April 21	Los Angeles	Golden State	L	70-126
April 23	Los Angeles	Golden State	W	117-109
April 25	Los Angeles	Los Angeles	L	118-128

1974-75

1975 Western Conf. Semifinals - Warriors win series 4-2

DATE	OPPONENT	SITE	W-L	SCORE
April 14	Seattle	Golden State	W	123-96
April 16	Seattle	Golden State	L	99-100
April 17	Seattle	Seattle	W	105-96
April 19	Seattle	Seattle	L	94-111
April 22	Seattle	Golden State	W	124-100
April 24	Seattle	Seattle	W	105-96

1975 Western Conf. Finals - Warriors win series 4-3

DATE	OPPONENT	SITE	W-L	SCORE
April 27	Chicago	Golden State	W	107-89
April 30	Chicago	Chicago	L	89-90
May 4	Chicago	Chicago	L	101-108
May 6	Chicago	Golden State	W	111-106
May 8	Chicago	Golden State	L	79-89
May 11	Chicago	Chicago	W	86-72
May 14	Chicago	Golden State	W	83-79

1975 NBA Finals - Warriors win series 4-0

DATE	OPPONENT	SITE	W-L	SCORE
May 18	Washington	Washington	W	101-95
May 20	Washington	Golden State*	W	92-91
May 23	Washington	Golden State*	W	109-101
May 25	Washington	Washington	W	96-95

*Games played at Cow Palace (Daly City, CA)

1975-76

1976 Western Conf. Semifinals - Warriors win series 4-2

DATE	OPPONENT	SITE	W-L	SCORE
April 20	Detroit	Golden State	W	127-103
April 22	Detroit	Golden State	L	111-123
April 24	Detroit	Detroit	W	113-96
April 26	Detroit	Detroit	L	102-106
April 28	Detroit	Golden State	W	128-109
April 30	Detroit	Detroit	W	118-116(ot)

ALL-TIME PLAYOFF RESULTS

1976 Western Conf. Finals - Phoenix wins series 4-3

DATE	OPPONENT	SITE	W-L	SCORE
May 2	Phoenix	Golden State	W	128-103
May 5	Phoenix	Golden State	L	101-108
May 7	Phoenix	Phoenix	W	99-91
May 9	Phoenix	Phoenix	L	129-133(2ot)
May 12	Phoenix	Golden State	W	111-95
May 14	Phoenix	Phoenix	L	104-105
May 16	Phoenix	Golden State	L	86-94

1976-77

1977 Western Conf. First Round - Warriors win series 2-1

DATE	OPPONENT	SITE	W-L	SCORE
April 12	Detroit	Golden State	L	90-95
April 14	Detroit	Detroit	W	138-108
April 17	Detroit	Golden State	W	109-101

1977 Western Conf. Semifinals - Los Angeles wins series 4-3

DATE	OPPONENT	SITE	W-L	SCORE
April 20	Los Angeles	Los Angeles	L	106-115
April 22	Los Angeles	Los Angeles	L	86-95
April 24	Los Angeles	Golden State	W	109-105
April 26	Los Angeles	Golden State	W	114-103
April 29	Los Angeles	Los Angeles	L	105-112
May 1	Los Angeles	Golden State	W	115-106
May 4	Los Angeles	Los Angeles	L	84-97

1986-87

1987 Western Conf. First Round - Warriors win series 3-2

DATE	OPPONENT	SITE	W-L	SCORE
April 23	Utah	Utah	L	85-99
April 25	Utah	Utah	L	100-103
April 29	Utah	Golden State	W	110-95
May 1	Utah	Golden State	W	98-94
May 3	Utah	Utah	W	118-113

1987 Western Conf. Semifinals - L.A. Lakers win series 4-1

DATE	OPPONENT	SITE	W-L	SCORE
May 5	L.A. Lakers	Los Angeles	L	116-125
May 7	L.A. Lakers	Los Angeles	L	101-116
May 9	L.A. Lakers	Golden State	L	108-133
May 10	L.A. Lakers	Golden State	W	129-121
May 11	L.A. Lakers	Golden State	L	106-118

1988-89

1989 Western Conf. First Round - Warriors win series 3-0

DATE	OPPONENT	SITE	W-L	SCORE
April 27	Utah	Utah	W	123-119
April 29	Utah	Utah	W	99-91
May 2	Utah	Golden State	W	120-106

1989 Western Conf. Semifinals - Phoenix wins series 4-1

DATE	OPPONENT	SITE	W-L	SCORE
May 6	Phoenix	Phoenix	L	103-130
May 9	Phoenix	Phoenix	W	127-122
May 11	Phoenix	Golden State	L	104-113
May 13	Phoenix	Golden State	L	99-135
May 16	Phoenix	Phoenix	L	104-116

1990-91

1991 Western Conf. First Round - Warriors win series 3-1

DATE	OPPONENT	SITE	W-L	SCORE
April 25	San Antonio	San Antonio	L	121-130
April 27	San Antonio	San Antonio	W	111-98
May 1	San Antonio	Golden State	W	109-106
May 3	San Antonio	Golden State	W	110-97

1991 Western Conf. Semifinals - L.A. Lakers win series 4-1

DATE	OPPONENT	SITE	W-L	SCORE
May 5	L.A. Lakers	Los Angeles	L	116-126
May 8	L.A. Lakers	Los Angeles	W	125-124
May 10	L.A. Lakers	Golden State	L	112-115
May 12	L.A. Lakers	Golden State	L	107-123
May 14	L.A. Lakers	Los Angeles	L	119-124(ot)

1991-92

1992 Western Conf. First Round - Seattle wins series 3-1

DATE	OPPONENT	SITE	W-L	SCORE
April 23	Seattle	Golden State	L	109-117
April 25	Seattle	Golden State	W	115-101
April 28	Seattle	Seattle	L	128-129
April 30	Seattle	Seattle	L	116-119

1993-94

1994 Western Conf. Semifinals - Phoenix wins series 3-0

DATE	OPPONENT	SITE	W-L	SCORE
April 29	Phoenix	Phoenix	L	104-111
May 1	Phoenix	Phoenix	L	111-117
May 4	Phoenix	Golden State	L	133-140

2006-07

2007 Western Conf. First Round - Warriors win series 4-2

DATE	OPPONENT	SITE	W-L	SCORE
April 22	Dallas	Dallas	W	97-85
April 25	Dallas	Dallas	L	99-112
April 27	Dallas	Golden State	W	109-91
April 29	Dallas	Golden State	W	103-99
May 1	Dallas	Dallas	L	112-118
May 3	Dallas	Golden State	W	111-86

2007 Western Conf. Semifinals - Utah wins series 4-1

DATE	OPPONENT	SITE	W-L	SCORE
May 7	Utah	Utah	L	112-116
May 9	Utah	Utah	L	117-127(ot)
May 11	Utah	Golden State	W	125-105
May 13	Utah	Golden State	L	101-115
May 15	Utah	Utah	L	87-100

2012-13

2013 Western Conf. First Round - Warriors win series 4-2

DATE	OPPONENT	SITE	W-L	SCORE
April 20	Denver	Denver	L	95-97
April 23	Denver	Denver	W	131-117
April 26	Denver	Golden State	W	110-108
April 28	Denver	Golden State	W	115-101
April 30	Denver	Denver	L	100-107
May 2	Denver	Golden State	W	92-88

2013 Western Conf. Semifinals - San Antonio wins series 4-2

DATE	OPPONENT	SITE	W-L	SCORE
May 6	San Antonio	San Antonio	L	127-129(2ot)
May 8	San Antonio	San Antonio	W	100-91
May 10	San Antonio	Golden State	L	92-102
May 12	San Antonio	Golden State	W	97-87(ot)
May 14	San Antonio	San Antonio	L	91-109
May 16	San Antonio	Golden State	L	82-94

2013-14

2014 Western Conf. First Round - L.A. Clippers win series 4-3

DATE	OPPONENT	SITE	W-L	SCORE
April 19	L.A. Clippers	Los Angeles	W	109-105
April 21	L.A. Clippers	Los Angeles	L	98-138
April 24	L.A. Clippers	Golden State	L	96-98
April 27	L.A. Clippers	Golden State	W	118-97
April 29	L.A. Clippers	Los Angeles	L	103-113
May 1	L.A. Clippers	Golden State	W	100-99
May 3	L.A. Clippers	Los Angeles	L	121-126

2014-15

2015 Western Conf. First Round - Warriors win series 4-0

DATE	OPPONENT	SITE	W-L	SCORE
April 18	New Orleans	Golden State	W	106-99
April 20	New Orleans	Golden State	W	97-87
April 23	New Orleans	New Orleans	W	123-119 (ot)
April 25	New Orleans	New Orleans	W	109-98

ALL-TIME PLAYOFF RESULTS



2015 Western Conf. Semifinals - Warriors win series 4-2

DATE	OPPONENT	SITE	W-L	SCORE
May 3	Memphis	Golden State	W	101-86
May 5	Memphis	Golden State	L	90-97
May 9	Memphis	Memphis	L	89-99
May 11	Memphis	Memphis	W	101-84
May 13	Memphis	Golden State	W	98-78
May 15	Memphis	Memphis	W	108-95

2015 Western Conf. Finals - Warriors win series 4-1

DATE	OPPONENT	SITE	W-L	SCORE
May 19	Houston	Golden State	W	110-106
May 21	Houston	Golden State	W	99-98
May 23	Houston	Houston	W	115-80
May 25	Houston	Houston	L	115-128
May 27	Houston	Golden State	W	104-90

2015 NBA Finals - Warriors win series 4-2

DATE	OPPONENT	SITE	W-L	SCORE
June 4	Cleveland	Golden State	W	108-100 (ot)
June 7	Cleveland	Golden State	L	93-95 (ot)
June 9	Cleveland	Cleveland	L	91-96
June 11	Cleveland	Cleveland	W	103-82
June 14	Cleveland	Golden State	W	104-91
June 16	Cleveland	Cleveland	W	105-97

2015-16

2016 Western Conf. First Round - Warriors win series 4-1

DATE	OPPONENT	SITE	W-L	SCORE
April 16	Houston	Golden State	W	104-78
April 18	Houston	Golden State	W	115-106
April 21	Houston	Houston	L	96-97
April 24	Houston	Houston	W	121-94
April 27	Houston	Golden State	W	114-81

2016 Western Conf. Semifinals - Warriors win series 4-1

DATE	OPPONENT	SITE	W-L	SCORE
May 1	Portland	Golden State	W	118-106
May 3	Portland	Golden State	W	110-99
May 7	Portland	Portland	L	108-120
May 9	Portland	Portland	W	132-125 (ot)
May 11	Portland	Golden State	W	125-121

2016 Western Conf. Finals - Warriors win series 4-3

DATE	OPPONENT	SITE	W-L	SCORE
May 16	Oklahoma City	Golden State	L	102-108
May 18	Oklahoma City	Golden State	W	118-91
May 22	Oklahoma City	Oklahoma City	L	105-133
May 24	Oklahoma City	Oklahoma City	L	94-118
May 26	Oklahoma City	Golden State	W	120-111
May 28	Oklahoma City	Oklahoma City	W	108-101
May 30	Oklahoma City	Golden State	W	96-88

2016 NBA Finals - Cleveland wins series 4-3

DATE	OPPONENT	SITE	W-L	SCORE
June 2	Cleveland	Golden State	W	104-89
June 5	Cleveland	Golden State	W	110-77
June 8	Cleveland	Cleveland	L	90-120
June 10	Cleveland	Cleveland	W	108-97
June 13	Cleveland	Golden State	L	97-112
June 16	Cleveland	Cleveland	L	101-115
June 19	Cleveland	Golden State	L	89-93

2016-17

2017 Western Conf. First Round - Warriors win series 4-0

DATE	OPPONENT	SITE	W-L	SCORE
April 16	Portland	Golden State	W	121-109
April 19	Portland	Golden State	W	110-81
April 22	Portland	Portland	W	119-113
April 24	Portland	Portland	W	128-103

2017 Western Conf. Semifinals - Warriors win series 4-0

DATE	OPPONENT	SITE	W-L	SCORE
May 2	Utah	Golden State	W	106-94
May 4	Utah	Golden State	W	115-104
May 6	Utah	Utah	W	102-91
May 8	Utah	Utah	W	121-95

2017 Western Conf. Finals - Warriors win series 4-0

DATE	OPPONENT	SITE	W-L	SCORE
May 14	San Antonio	Golden State	W	113-111
May 16	San Antonio	Golden State	W	136-100
May 20	San Antonio	San Antonio	W	120-108
May 22	San Antonio	San Antonio	W	129-115

2017 NBA Finals - Warriors win series 4-1

DATE	OPPONENT	SITE	W-L	SCORE
June 1	Cleveland	Golden State	W	113-91
June 4	Cleveland	Golden State	W	132-113
June 7	Cleveland	Cleveland	W	118-113
June 9	Cleveland	Cleveland	L	116-137
June 12	Cleveland	Golden State	W	129-120

2017-18

2018 Western Conf. First Round - Warriors win series 4-1

DATE	OPPONENT	SITE	W-L	SCORE
April 14	San Antonio	Golden State	W	113-92
April 16	San Antonio	Golden State	W	116-101
April 19	San Antonio	San Antonio	W	110-97
April 22	San Antonio	San Antonio	L	90-103
April 24	San Antonio	Golden State	W	99-91

2018 Western Conf. Semifinals - Warriors win series 4-1

DATE	OPPONENT	SITE	W-L	SCORE
April 28	New Orleans	Golden State	W	123-101
May 1	New Orleans	Golden State	W	121-116
May 4	New Orleans	New Orleans	L	100-119
May 6	New Orleans	New Orleans	W	118-92
May 8	New Orleans	Golden State	W	113-104

2018 Western Conf. Finals - Warriors win series 4-3

DATE	OPPONENT	SITE	W-L	SCORE
May 14	Houston	Houston	W	119-106
May 16	Houston	Houston	L	105-127
May 20	Houston	Golden State	W	126-85
May 22	Houston	Golden State	L	92-95
May 24	Houston	Houston	L	94-98
May 26	Houston	Golden State	W	115-86
May 28	Houston	Houston	W	101-92

2018 NBA Finals - Warriors win series 4-0

DATE	OPPONENT	SITE	W-L	SCORE
May 31	Cleveland	Golden State	W	124-114 (ot)
June 3	Cleveland	Golden State	W	122-103
June 6	Cleveland	Cleveland	W	110-102
June 8	Cleveland	Cleveland	W	108-85

2018-19

2019 Western Conf. First Round - Warriors win series 4-2

DATE	OPPONENT	SITE	W-L	SCORE
April 13	L.A. Clippers	Golden State	W	121-104
April 15	L.A. Clippers	Golden State	L	131-135
April 18	L.A. Clippers	L.A. Clippers	W	132-105
April 21	L.A. Clippers	L.A. Clippers	W	113-105
April 24	L.A. Clippers	Golden State	L	121-129
April 26	L.A. Clippers	L.A. Clippers	W	129-110

2019 Western Conf. Semifinals - Warriors win series 4-2

DATE	OPPONENT	SITE	W-L	SCORE
April 28	Houston	Golden State	W	104-100
April 30	Houston	Golden State	W	115-109
May 4	Houston	Houston	L	121-126 (ot)
May 6	Houston	Houston	L	108-112
May 8	Houston	Golden State	W	104-99
May 10	Houston	Houston	W	118-113

ALL-TIME PLAYOFF RESULTS

2019 Western Conf. Finals - Warriors win series 4-0

DATE	OPPONENT	SITE	W-L	SCORE
May 14	Portland	Golden State	W	116-94
May 16	Portland	Golden State	W	114-111
May 18	Portland	Portland	W	110-99
May 20	Portland	Portland	W	119-117 (ot)

2019 NBA Finals - Raptors win series 4-2

DATE	OPPONENT	SITE	W-L	SCORE
May 30	Toronto	Toronto	L	109-118
June 2	Toronto	Toronto	W	109-104
June 5	Toronto	Golden State	L	109-123
June 7	Toronto	Golden State	L	92-105
June 10	Toronto	Toronto	W	106-105
June 13	Toronto	Golden State	L	110-114

2021-22

2022 Western Conf. First Round - Warriors win series 4-1

DATE	OPPONENT	SITE	W-L	SCORE
April 16	Denver	Golden State	W	123-107
April 18	Denver	Golden State	W	126-106
April 21	Denver	Denver	W	118-113
April 24	Denver	Denver	L	121-126
April 27	Denver	Golden State	W	102-98

2022 Western Conf. Semifinals - Warriors win series 4-2

DATE	OPPONENT	SITE	W-L	SCORE
May 1	Memphis	Memphis	W	117-116
May 3	Memphis	Memphis	L	101-106
May 7	Memphis	Golden State	W	142-112
May 9	Memphis	Golden State	W	101-98
May 11	Memphis	Memphis	L	95-134
May 13	Memphis	Golden State	W	110-96

2022 Western Conf. Finals - Warriors win series 4-1

DATE	OPPONENT	SITE	W-L	SCORE
May 18	Dallas	Golden State	W	112-87
May 20	Dallas	Golden State	W	126-117
May 22	Dallas	Dallas	W	109-100
May 24	Dallas	Dallas	L	109-119
May 26	Dallas	Golden State	W	120-110

2022 NBA Finals - Warriors win series 4-2

DATE	OPPONENT	SITE	W-L	SCORE
June 2	Boston	Golden State	L	108-120
June 5	Boston	Golden State	W	107-88
June 8	Boston	Boston	L	100-116
June 10	Boston	Boston	W	107-97
June 13	Boston	Golden State	W	104-94
June 16	Boston	Boston	W	103-90



ANDRE IGUODALA, DRAYMOND GREEN, KLAY THOMPSON, STEPHEN CURRY

YEARLY PLAYOFF STATISTICS



1946-47

PLAYER	G	FGM	FGA	FG%	FTM	FTA	FT%	AST	PF	PTS	AVG
Fulks, Joe	10	74	257	.288	74	94	.787	3	32	222	22.2
Musi, Angelo	10	48	160	.300	21	29	.724	5	27	117	11.7
Senesky, George	10	44	139	.317	21	26	.808	8	15	109	10.9
Hillhouse, Art	10	24	91	.264	39	46	.848	8	41	87	8.7
Dallmar, Howard	10	26	104	.250	30	40	.750	16	28	82	8.2
Kaplowitz, Ralph	10	22	98	.224	22	27	.815	6	25	66	6.6
Fleischman, Jerome	9	22	70	.314	13	18	.722	3	20	57	6.3
Rullo, Jerry	7	3	13	.231	1	1	1.000	0	1	7	1.0
Guokas, Matthew	8	1	9	.111	2	5	.400	0	11	4	0.5
Rosenberg, Alexander	9	1	12	.083	0	3	.000	3	4	2	0.2
WARRIORS	10	265	953	.278	223	289	.772	52	204	753	75.3

1947-48

PLAYER	G	FGM	FGA	FG%	FTM	FTA	FT%	AST	PF	PTS	AVG
Fulks, Joe	13	92	380	.242	98	121	.810	3	55	282	21.7
Halbert, Chuck	13	49	185	.265	51	84	.607	4	45	149	11.5
Senesky, George	13	50	159	.314	29	45	.644	10	33	129	9.9
Dallmar, Howard	13	38	178	.213	30	48	.625	37	55	106	8.2
Kaplowitz, Ralph	13	32	93	.344	22	29	.759	7	22	86	6.6
Musi, Angelo	13	26	129	.202	21	28	.750	11	30	73	5.6
Crossin, Francis	10	16	49	.327	8	9	.889	10	18	40	4.0
O'Brien, Bob	9	9	38	.237	10	15	.667	3	13	28	3.1
Fleishman, Jerry	7	5	89	.056	6	8	.950	2	7	16	2.3
Benders, Hank	12	8	35	.229	7	13	.538	4	15	23	1.9
WARRIORS	13	325	1275	.255	282	400	.705	91	293	932	71.7

1948-49

PLAYER	G	FGM	FGA	FG%	FTM	FTA	FT%	AST	PF	PTS	AVG
Crossin, Francis	2	13	31	.419	5	7	.714	3	3	31	15.5
Bornheimer, Dave	2	7	17	.412	6	9	.667	2	11	20	10.0
Fleishman, Jerry	2	7	26	.269	6	9	.667	4	5	20	10.0
Sadowski, Ed	2	6	38	.158	8	13	.615	3	6	20	10.0
Bishop, Gale	2	7	26	.269	4	8	.500	2	3	18	9.0
Dallmar, Howard	2	4	18	.222	5	7	.714	4	9	13	6.5
Senesky, George	2	3	22	.136	6	8	1.000	4	6	12	6.0
Musi, Angelo	2	3	17	.176	2	2	1.000	0	1	8	4.0
Rullo, Jerry	2	2	8	.250	2	2	1.000	1	9	6	3.0
Fulks, Joe	1	0	0	—	0	0	—	0	1	0	0.0
Torgoff, Irv	2	0	3	.000	0	0	—	2	2	0	0.0
WARRIORS	2	52	196	.265	44	65	.677	25	56	148	74.0

1949-50

PLAYER	G	FGM	FGA	FG%	FTM	FTA	FT%	AST	PF	PTS	AVG
Gardner, Vern	2	15	44	.341	6	9	.667	2	11	36	18.0
Crossin, Francis	2	9	27	.333	8	9	.889	4	3	26	13.0
Livingstone, Ron	2	6	16	.375	4	7	.571	5	12	16	8.0
Fulks, Joe	2	5	26	.192	5	10	.500	2	10	15	7.5
Senesky, George	2	6	16	.375	2	4	.500	3	2	14	7.0
Mogus, Leo	2	3	18	.167	4	7	.571	7	10	10	5.0
Guokas, Al	2	2	4	.500	2	6	.333	5	3	6	3.0
Bobb, Nelson	2	1	3	.333	0	0	—	1	3	2	1.0
Bornheimer, Jake	2	1	3	.333	0	0	—	0	2	2	1.0
Fleishman, Jerry	2	1	3	.333	0	1	.000	3	6	2	1.0
WARRIORS	2	49	160	.306	31	53	.585	32	62	129	64.5

1950-51

PLAYER	G	FGM	FGA	FG%	FTM	FTA	FT%	REB	AST	PF	PTS	AVG
Fulks, Joe	2	16	49	.327	20	27	.741	16	1	9	52	26.0
Arizin, Paul	2	14	27	.519	13	16	.813	20	3	10	41	20.5
Mikan, Ed	2	6	26	.231	10	11	.909	21	3	6	22	11.0
Phillip, Andy	2	6	15	.400	3	6	.500	15	14	9	15	7.5
Senesky, George	2	4	22	.182	7	9	.778	7	15	6	15	7.5
Gardner, Vern	2	4	8	.500	3	3	1.000	4	0	8	11	5.5
Closs, Bill	2	2	8	.250	3	5	.600	8	5	5	7	3.5
Livingstone, Ron	2	2	3	.667	0	0	—	2	0	1	4	2.0
Bobb, Nelson	1	0	0	—	0	0	—	0	2	2	0	0.0
Mogus, Leo	1	0	0	—	0	0	—	0	0	0	0	0.0
WARRIORS	2	54	158	.342	59	77	.766	93	43	56	167	83.5

1951-52

PLAYER	G	FGM	FGA	FG%	FTM	FTA	FT%	REB	AST	PF	PTS	AVG
Arzin, Paul	3	24	53	.453	29	33	.879	38	8	17	77	25.7
Senesky, George	3	13	33	.454	7	11	.636	12	11	9	43	14.3
Phillip, Andy	3	8	19	.421	19	24	.792	14	22	16	35	11.7
Gardner, Vern	3	7	19	.368	10	11	.909	14	3	14	24	8.0
Mikan, Ed	3	7	22	.318	6	7	.857	20	2	15	20	6.7
Fulks, Joe	3	5	33	.152	7	9	.778	12	2	13	17	5.7
Budko, Walt	3	6	14	.429	4	7	.571	12	5	11	16	5.3
Johnston, Neil	3	5	10	.500	6	8	.750	10	1	8	16	5.3
Bobb, Nelson	3	1	3	.333	2	5	.400	2	1	4	4	1.3
Payton, Mel	3	1	2	.500	2	2	1.000	3	1	6	4	1.3
WARRIORS	3	82	208	.394	92	117	.786	137	56	113	256	85.3

YEARLY PLAYOFF STATISTICS

1955-56

PLAYER	G	MIN	FGM	FGA	FG%	FTM	FTA	FT%	REB	AST	PF	DQ	PTS	AVG
Arizin, Paul	10	409	103	229	.450	83	99	.838	84	29	31	1	289	28.9
Johnston, Neil	10	397	69	169	.408	65	92	.707	143	51	41	0	203	20.3
George, Jack	10	405	46	118	.390	44	59	.746	47	52	37	2	136	13.6
Graboski, Joe	10	313	53	154	.344	26	35	.743	94	27	37	2	132	13.2
Gola, Tom	10	360	38	107	.355	47	60	.783	101	58	47	2	123	12.3
Beck, Ernie	10	250	31	72	.431	22	31	.710	51	22	32	1	84	8.4
Dempsey, George	10	134	12	30	.400	14	20	.700	25	13	11	0	38	3.8
Davis, Walter	10	69	10	22	.455	3	6	.500	28	3	21	0	23	2.3
Moore, Jack	8	52	8	20	.400	2	6	.333	17	2	14	0	18	2.3
Hennessy, Lawrence	3	11	0	9	.000	0	0	—	1	2	1	0	0	0.0
WARRIORS	10	2400	370	930	.398	306	408	.750	644	259	272	8	1046	104.6

1956-57

PLAYER	G	MIN	FGM	FGA	FG%	FTM	FTA	FT%	REB	AST	PF	DQ	PTS	AVG
Johnston, Neil	2	84	17	53	.321	4	6	.667	35	9	9	0	38	19.0
Graboski, Joe	2	91	13	40	.325	9	11	.818	22	4	7	0	35	17.5
Beck, Ernie	2	89	14	38	.368	3	3	1.000	10	5	4	0	31	15.5
Dempsey, George	2	74	9	21	.429	7	16	.438	15	12	5	0	25	12.5
George, Jack	2	63	7	15	.467	4	6	.667	7	6	5	0	18	9.0
Davis, Walter	2	37	4	13	.308	4	4	1.000	14	1	8	0	12	6.0
Arizin, Paul	2	22	3	8	.375	3	5	.600	8	1	3	0	9	4.5
Costello, Lawrence	2	16	3	8	.375	0	1	.000	5	2	3	0	6	3.0
Hitch, Lew	2	3	0	1	.000	2	2	1.000	2	0	0	0	2	1.0
Moore, Jack	1	1	0	0	—	0	0	—	0	0	0	0	0	0.0
WARRIORS	2	480	70	197	.355	36	54	.667	133	40	44	0	176	88.0

1957-58

PLAYER	G	MIN	FGM	FGA	FG%	FTM	FTA	FT%	REB	AST	PF	DQ	PTS	AVG
Arizin, Paul	8	309	66	169	.391	56	72	.778	62	16	26	1	188	23.5
Gola, Tom	8	327	36	109	.330	38	51	.745	84	32	24	0	110	13.8
Sauldsberry, Woody	8	290	45	131	.344	13	23	.565	87	6	27	0	103	12.9
Graboski, Joe	8	252	40	138	.290	18	23	.783	82	30	21	0	98	12.3
Johnston, Neil	8	189	30	78	.385	27	33	.818	69	14	18	0	87	10.9
George, Jack	8	277	30	81	.370	16	20	.800	38	31	14	0	76	9.5
Beck, Ernie	8	156	23	61	.377	6	9	.666	32	13	16	0	52	6.5
Dempsey, George	8	101	14	28	.500	5	9	.556	18	6	11	0	33	4.1
Rosenbluth, Lennie	4	11	3	9	.333	2	3	.667	3	0	0	0	8	2.0
Dunn, Pat	3	8	0	4	.000	0	0	—	1	1	1	0	0	0.0
WARRIORS	8	1920	287	808	.355	181	243	.745	548	149	158	1	755	94.4

1959-60

PLAYER	G	MIN	FGM	FGA	FG%	FTM	FTA	FT%	REB	AST	PF	DQ	PTS	AVG
Chamberlain, Wilt	9	415	125	252	.496	49	110	.445	232	19	17	0	299	33.2
Arizin, Paul	9	371	84	195	.431	69	79	.873	86	33	29	0	237	26.3
Rodgers, Guy	9	370	49	136	.360	20	36	.555	77	54	39	3	118	13.1
Sauldsberry, Woody	9	298	54	159	.350	8	14	.571	64	12	40	3	116	12.9
Gola, Tom	9	340	42	102	.412	29	36	.805	95	50	41	3	113	12.5
Johnson, Andy	9	183	28	67	.418	24	47	.511	45	21	26	1	80	8.9
Graboski, Joe	9	129	17	58	.293	7	9	.777	30	9	23	0	41	4.5
Beck, Ernie	4	22	4	9	.444	0	1	.000	6	3	1	0	8	2.0
Hatton, Vern	6	17	4	13	.308	1	3	.333	3	1	3	0	9	1.5
Ruklick, Joe	4	15	2	9	.222	0	0	—	5	0	3	0	4	1.0
WARRIORS	9	2160	409	1000	.409	207	335	.618	700	202	222	10	1025	113.9

1960-61

PLAYER	G	MIN	FGM	FGA	FG%	FTM	FTA	FT%	REB	AST	PF	DQ	PTS	AVG
Chamberlain, Wilt	3	144	96	45	.469	21	38	.553	69	6	10	0	111	37.0
Arizin, Paul	3	125	22	67	.328	23	33	.697	26	12	17	2	67	22.3
Rodgers, Guy	3	121	21	57	.368	11	20	.550	21	15	16	2	53	17.7
Attles, Al	3	110	12	26	.461	5	14	.357	12	9	14	0	29	9.7
Gola, Tom	3	127	7	34	.206	15	20	.750	37	15	14	1	29	9.7
Johnson, Andy	3	50	7	22	.318	6	9	.667	10	1	11	0	20	6.7
Conlin, Ed	3	42	5	17	.294	5	5	1.000	4	4	4	0	15	5.0
Graboski, Joe	1	1	0	0	—	0	0	—	0	0	0	0	0	0.0
WARRIORS	3	720	119	319	.373	86	139	.619	210	62	86	5	324	108.0

1961-62

PLAYER	G	MIN	FGM	FGA	FG%	FTM	FTA	FT%	REB	AST	PF	DQ	PTS	AVG
Chamberlain, Wilt	12	576	162	347	.467	96	151	.636	319	37	27	0	420	35.0
Arizin, Paul	12	459	95	253	.375	88	102	.863	80	26	44	1	278	23.2
Meschery, Tom	12	508	89	224	.397	63	73	.863	138	32	48	2	241	20.1
Rodgers, Guy	12	482	52	145	.359	35	55	.636	71	88	57	3	139	11.6
Gola, Tom	9	316	19	70	.271	19	25	.760	74	24	38	2	57	6.3
Attles, Al	12	338	28	76	.368	17	31	.548	55	27	54	4	72	6.1
Laresse, York	9	78	11	35	.314	8	12	.667	19	5	14	0	30	3.3
Conlin, Ed	11	86	9	45	.200	8	13	.615	20	3	14	0	26	2.4
Radovich, Frank	2	12	1	6	.167	2	4	.500	3	0	2	0	4	2.0
Ruklick, Joe	2	8	1	4	.250	1	2	.500	4	0	2	0	2	1.0
Luckenbill, Ted	4	17	0	5	.000	2	5	.400	3	1	3	0	2	0.5
WARRIORS	12	2880	467	1211	.386	339	473	.717	883	243	303	12	1271	106.1

YEARLY PLAYOFF STATISTICS



1963-64

PLAYER	G	MIN	FGM	FGA	FG%	FTM	FTA	FT%	REB	AST	PF	DQ	PTS	AVG
Chamberlain, Wilt	12	558	175	322	.543	66	139	.475	302	39	27	0	416	34.7
Meschery, Tom	12	405	80	181	.442	42	54	.778	87	21	37	0	202	16.8
Rodgers, Guy	12	419	57	173	.329	33	47	.702	58	90	46	1	147	12.3
Attles, Al	12	386	58	144	.403	30	56	.536	37	30	54	5	146	12.2
Thurmond, Nate	12	410	42	96	.438	36	53	.679	148	10	46	0	120	10.0
Phillips, Gary	11	256	35	97	.361	26	40	.650	24	20	36	2	96	8.7
Hightower, Wayne	12	286	29	112	.259	23	33	.697	50	18	42	1	81	6.8
Hill, Gary	9	69	12	24	.500	4	13	.308	6	8	13	0	28	3.1
Lee, George	10	67	9	20	.450	12	20	.600	16	4	15	0	30	3.0
Sears, Ken	7	24	6	10	.600	0	0	—	12	3	4	0	12	1.6
WARRIORS	12	2880	503	1171	.430	272	455	.598	736	245	320	9	1278	106.5

1966-67

PLAYER	G	MIN	FGM	FGA	FG%	FTM	FTA	FT%	REB	AST	PF	DQ	PTS	AVG
Barry, Rick	15	614	197	489	.403	127	157	.809	113	58	49	0	521	34.7
Mullins, Jeff	15	498	109	242	.450	47	59	.797	91	58	53	3	265	17.7
King, Jim	15	458	102	216	.472	40	58	.690	101	50	59	2	244	16.3
Thurmond, Nate	15	690	93	215	.433	52	91	.571	346	47	52	1	238	15.9
Meschery, Tom	15	408	79	175	.451	35	46	.761	119	25	68	5	193	12.9
Hetzel, Fred	13	308	51	133	.383	22	28	.786	93	23	36	1	124	9.5
Neumann, Paul	15	254	29	88	.330	35	47	.745	17	34	50	0	93	6.2
Lee, Clyde	11	130	19	57	.333	2	10	.200	54	8	20	0	40	3.6
Attles, Al	15	237	20	46	.435	6	16	.375	62	38	45	1	46	3.1
Olsen, Bud	4	14	4	13	.308	0	2	.000	9	1	2	0	8	2.0
Ellis, Joe	3	6	1	4	.250	0	0	—	1	2	2	0	2	0.7
Warlick, Bob	2	8	0	2	.000	0	0	—	0	1	0	0	0	0.0
WARRIORS	15	3625	704	1680	.419	366	514	.712	1134	345	436	13	1774	118.3

1967-68

PLAYER	G	MIN	FGM	FGA	FG%	FTM	FTA	FT%	REB	AST	PF	DQ	PTS	AVG
Mullins, Jeff	10	390	110	211	.521	31	43	.721	44	49	36	2	251	25.1
LaRusso, Rudy	10	385	72	182	.396	59	81	.728	99	17	35	0	203	20.3
Hetzel, Fred	10	321	69	150	.460	50	61	.820	66	16	44	2	188	18.8
Warlick, Bob	10	226	55	118	.466	28	37	.757	53	24	26	3	138	13.8
Lee, Clyde	10	405	48	117	.410	18	36	.500	132	22	38	2	114	11.4
Attles, Al	10	277	25	62	.403	23	30	.767	53	70	49	2	73	7.3
Turner, Bill	9	148	19	40	.475	9	12	.750	29	10	30	2	47	5.2
King, Jim	9	113	16	38	.421	12	19	.632	19	20	15	0	44	4.9
Lewis, Bob	1	4	2	3	.667	0	0	—	0	0	0	0	4	4.0
Ellis, Joe	9	104	13	44	.295	6	7	.857	19	7	16	0	32	3.6
Lattin, Dave	5	27	1	5	.200	5	6	.833	5	1	9	0	7	1.4
WARRIORS	10	2400	430	970	.443	241	332	.726	585	236	298	13	1101	110.1

1968-69

PLAYER	G	MIN	FGM	FGA	FG%	FTM	FTA	FT%	REB	AST	PF	DQ	PTS	AVG
LaRusso, Rudy	6	215	34	90	.378	41	53	.774	51	15	23	0	109	18.2
Thurmond, Nate	6	263	40	102	.392	20	34	.588	117	28	18	0	100	16.7
Mullins, Jeff	6	180	39	96	.406	8	11	.727	18	23	16	0	86	14.3
King, Jim	6	142	29	78	.372	14	18	.778	25	17	10	0	72	12.0
Ellis, Joe	6	161	23	79	.291	16	25	.640	51	3	22	0	62	10.3
Williams, Ron	4	42	10	26	.385	4	4	1.000	4	3	4	0	24	6.0
Turner, Bill	6	96	13	35	.371	7	11	.636	25	7	14	0	33	5.5
Lewis, Bob	5	59	11	28	.393	1	3	.333	5	6	12	0	23	4.6
Lee, Clyde	6	129	9	33	.273	9	11	.818	43	5	14	0	27	4.5
Schleuter, Dale	3	25	3	9	.333	7	15	.467	22	1	4	0	13	4.3
Attles, Al	6	109	7	21	.333	1	4	.250	18	21	17	0	15	2.5
Allen, Bob	3	19	0	4	.000	4	7	.571	6	0	2	0	4	1.3
WARRIORS	6	1400	218	601	.363	132	196	.673	385	129	156	0	568	94.7

1970-71

PLAYER	G	MIN	FGM	FGA	FG%	FTM	FTA	FT%	REB	AST	PF	DQ	PTS	AVG
Lucas, Jerry	5	171	39	77	.506	11	16	.688	50	16	14	0	89	17.8
Thurmond, Nate	5	192	36	97	.371	16	20	.800	51	15	20	0	88	17.6
Mullins, Jeff	5	205	30	85	.353	22	25	.880	32	24	13	0	82	16.4
Williams, Ron	5	172	24	63	.381	17	19	.895	17	29	19	1	65	13.0
Portman, Bob	5	110	20	39	.513	6	9	.667	20	2	9	0	46	9.2
Jones, Nick	5	77	7	26	.269	15	18	.833	5	5	9	0	29	5.8
Ellis, Joe	5	91	13	42	.310	2	3	.667	21	0	8	0	28	5.6
Lee, Clyde	5	93	10	24	.417	4	8	.500	37	2	13	0	24	4.8
Attles, Al	4	47	4	7	.571	4	7	.571	8	11	13	0	12	3.0
Ogden, Bud	2	15	1	5	.200	4	4	1.000	4	1	0	0	6	3.0
Turner, Bill	2	18	1	5	.200	4	6	.667	3	1	2	0	6	3.0
Fontaine, Levi	2	9	2	3	.667	1	3	.333	0	0	2	0	5	2.5
WARRIORS	5	1200	187	473	.395	106	138	.768	248	106	122	1	480	96.0

YEARLY PLAYOFF STATISTICS

1971-72

PLAYER	G	MIN	FGM	FGA	FG%	FTM	FTA	FT%	REB	AST	PF	DQ	PTS	AVG
Thurmond, Nate	5	230	53	122	.434	21	28	.750	89	26	12	0	127	25.4
Barnett, Jim	5	197	39	91	.429	30	41	.732	20	26	20	0	108	21.6
Mullins, Jeff	5	203	31	72	.431	12	13	.923	24	29	11	0	74	14.8
Russell, Gazzie	5	161	31	63	.492	9	12	.750	22	9	13	0	71	14.2
Ellis, Joe	5	113	21	63	.333	12	17	.706	21	4	9	0	54	10.8
Williams, Ron	5	83	9	31	.290	14	15	.933	8	10	12	0	32	6.4
Lee, Clyde	5	175	8	28	.286	8	12	.667	64	7	14	0	24	4.8
Jones, Nick	2	7	1	2	.500	2	2	1.000	0	2	0	0	4	2.0
Portman, Bob	3	22	2	12	.167	1	1	1.000	5	0	5	0	5	1.7
Turner, Bill	3	9	2	2	1.000	0	0	—	3	0	0	0	4	1.3
WARRIORS	5	1200	197	486	.405	109	141	.773	256	113	96	0	503	100.6

1972-73

PLAYER	G	MIN	FGM	FGA	FG%	FTM	FTA	FT%	REB	AST	PF	DQ	PTS	AVG
Barry, Rick	11	292	65	164	.396	50	55	.909	54	24	41	1	180	16.4
Mullins, Jeff	11	409	72	168	.429	21	29	.724	46	43	32	0	165	15.0
Russell, Gazzie	11	263	72	147	.490	19	22	.864	36	17	24	0	163	14.8
Thurmond, Nate	11	460	64	161	.398	32	40	.800	145	40	30	1	160	14.5
Barnett, Jim	11	336	60	147	.408	23	27	.852	39	39	28	0	143	13.0
Lee, Clyde	11	413	48	103	.466	21	32	.656	173	16	43	1	117	10.6
Abdul-Rahman, M.	11	215	30	84	.357	12	12	1.000	20	28	24	0	72	6.5
Johnson, Charles	6	70	10	26	.385	3	6	.500	10	11	4	0	23	3.8
Williams, Ron	3	20	4	6	.667	1	1	1.000	1	5	1	0	9	3.0
Portman, Bob	3	17	2	10	.200	4	4	1.000	5	1	0	0	8	2.7
Ellis, Joe	10	100	12	38	.316	0	0	—	18	7	18	1	24	2.4
Johnson, George	9	45	6	15	.400	1	4	.250	14	3	7	0	13	1.4
WARRIORS	11	2640	445	1069	.416	187	232	.806	561	234	252	4	1077	97.9

1974-75

PLAYER	G	MIN	FGM	FGA	FG%	FTM	FTA	FT%	OR	DR	TOT	AST	PF	DQ	STL	BLK	PTS	AVG	HI
Barry	17	726	189	426	.444	101	110	.918	22	72	94	103	51	1	50	15	479	28.2	39
Wilkes	17	503	111	249	.446	33	47	.702	30	89	119	28	53	1	26	14	255	15.0	26
C. Johnson	17	508	97	231	.420	18	24	.750	19	41	60	35	54	1	25	6	212	12.5	24
Beard	17	448	60	146	.411	34	53	.642	23	49	72	53	64	1	24	2	154	9.1	28
Mullins	17	313	60	123	.488	18	31	.581	16	19	35	29	43	0	10	1	138	8.1	18
Dickey	15	257	47	78	.603	9	16	.563	20	53	73	11	28	1	8	0	103	6.9	14
P. Smith	16	235	39	104	.375	25	40	.625	7	21	28	30	30	0	9	7	103	6.4	20
Ray	17	495	36	69	.522	32	53	.604	55	111	166	38	60	0	14	21	104	6.1	15
G. Johnson	17	321	36	63	.571	16	27	.593	54	72	126	15	50	1	9	40	88	5.2	18
Dudley	13	112	10	24	.417	16	28	.571	5	12	17	17	23	0	5	2	36	2.8	9
Bracey	4	14	3	7	.429	4	4	1.000	0	1	1	3	1	0	3	0	10	2.5	4
Bridges	14	148	10	23	.435	2	7	.286	13	36	49	7	23	0	9	4	22	1.6	8
WARRIORS	17	4080	698	1543	.452	308	440	.700	264	576	840	369	480	6	192	112	1704	100.2	124

1975-76

PLAYER	G	MIN	FGM	FGA	FG%	FTM	FTA	FT%	OR	DR	TOT	AST	PF	DQ	STL	BLK	PTS	AVG	HI
Barry	13	532	126	289	.436	60	68	.882	20	64	84	84	40	1	38	14	312	24.0	44
P. Smith	13	493	127	245	.518	58	79	.734	23	38	61	60	33	1	21	6	312	24.0	37
Wilkes	13	450	86	200	.430	35	45	.778	25	78	103	29	33	1	12	8	207	15.9	24
C. Johnson	13	284	52	127	.409	16	19	.842	14	21	35	20	39	0	22	0	120	9.2	16
Ray	13	377	48	79	.608	22	34	.647	43	87	130	20	47	2	19	19	118	9.1	18
Dudley	13	260	33	57	.579	24	33	.727	20	16	36	38	29	0	22	1	90	6.9	10
G. Williams	11	178	30	85	.353	14	21	.667	5	9	14	26	22	0	11	0	74	6.7	16
Dickey	12	173	31	62	.500	14	17	.824	18	24	42	6	27	0	2	1	76	6.3	18
G. Johnson	13	261	31	54	.574	14	19	.737	38	49	87	17	46	0	14	23	76	5.8	10
D. Davis	11	142	16	37	.432	18	22	.818	9	19	28	10	28	1	3	4	50	4.5	11
R. Hawkins	5	12	4	5	.800	2	2	1.000	0	0	2	6	0	1	0	10	2.0	6	
Mullins	8	33	6	16	.375	0	0	—	3	1	4	3	8	0	2	1	12	1.5	4
WARRIORS	13	3120	590	1256	.470	277	359	.772	218	406	624	315	358	6	167	77	1457	112.1	129

1976-77

PLAYER	G	MIN	FGM	FGA	FG%	FTM	FTA	FT%	OR	DR	TOT	AST	PF	DQ	STL	BLK	PTS	AVG	HI
Barry	10	415	122	262	.466	40	44	.909	25	34	59	47	32	0	17	7	284	28.4	40
Wilkes	10	346	66	154	.429	23	28	.821	18	62	80	16	23	0	16	6	155	15.5	27
P. Smith	10	371	53	132	.402	36	45	.800	10	40	50	45	24	0	14	4	142	14.2	35
Parish	10	239	52	108	.481	17	26	.654	43	60	103	11	42	1	7	11	121	12.1	20
Ray	10	304	42	76	.553	16	28	.571	54	61	115	15	37	0	4	9	100	10.9	16
Williams	10	184	35	70	.500	18	21	.857	9	6	15	25	30	1	8	1	88	8.8	16
Johnson	10	161	29	74	.392	7	8	.875	5	10	15	7	16	0	8	1	65	6.5	28
Parker	10	120	19	36	.528	4	4	1.000	9	19	28	9	9	0	5	2	42	4.2	10
Dudley	10	236	13	37	.351	15	23	.652	17	21	38	69	28	0	7	0	41	4.1	11
McNeil	6	21	7	10	.700	2	4	.500	2	0	2	0	2	0	1	0	16	2.7	10
Rogers	1	3	0	2	.000	2	2	1.000	0	1	1	0	0	0	0	0	2	2.0	2
WARRIORS	10	2400	438	961	.456	180	233	.773	192	314	506	244	243	2	87	41	1056	105.6	138

YEARLY PLAYOFF STATISTICS

1986-87

PLAYER	G	MIN	FG	FGA	FG%	3P	3PA	3P%	FT	FTA	FT%	OFF	DEF	REB	AST	PF	DO	STL	TO	BLK	PTS	AVG
Floyd	10	414	77	152	.507	13	28	.464	47	51	.922	9	21	30	102	24	0	18	35	2	214	21.4
Carroll	10	334	74	163	.454	0	1	.000	41	51	.804	16	49	65	19	42	2	14	31	25	189	18.9
Short	10	253	57	123	.463	0	2	.000	32	36	.889	12	21	33	27	34	0	12	21	2	146	14.6
Teagle	10	233	57	124	.460	0	2	.000	30	38	.789	13	7	20	13	27	0	8	14	1	144	14.4
Mullin	10	262	49	98	.500	3	4	.750	12	16	.750	2	13	15	23	31	0	9	16	2	113	11.3
L. Smith	10	329	43	81	.531	0	0	—	17	24	.708	61	76	137	17	39	0	12	14	6	103	10.3
Ballard	10	179	26	48	.542	4	10	.400	3	4	.750	18	22	40	19	16	0	8	9	0	59	5.9
Higgins	10	177	18	46	.391	1	1	1.000	6	9	.667	5	16	21	12	20	0	11	2	6	43	4.3
Moss	8	45	8	14	.571	1	1	1.000	8	9	.889	2	3	5	5	5	0	6	3	0	25	3.1
Washburn	5	29	3	7	.429	0	0	—	5	6	.833	0	1	1	2	2	0	0	4	0	11	2.2
Whitehead	10	100	9	27	.333	0	0	—	4	10	.400	5	9	14	3	22	1	2	1	2	22	2.2
McDonald	5	45	1	11	.091	0	2	.000	0	—	0	—	2	4	6	9	7	0	2	0	0	2.0
WARRIORS	10	2400	422	894	.472	22	51	.431	205	254	.807	145	242	387	251	269	3	102	156	46	1071	107.1
OPPONENTS	10	2400	415	831	.499	26	67	.388	261	342	.763	150	305	455	251	215	2	80	187	73	1117	111.7

1988-89

PLAYER	G	MIN	FG	FGA	FG%	3P	3PA	3P%	FT	FTA	FT%	OFF	DEF	REB	AST	PF	DO	STL	TO	BLK	PTS	AVG
Mullin	8	341	88	163	.540	1	8	.125	58	67	.866	11	36	47	36	19	0	14	32	11	235	29.4
Richmond	8	314	62	135	.459	3	16	.188	34	38	.895	10	48	58	35	25	0	14	24	1	161	20.1
Teagle	8	240	70	141	.496	0	2	.000	18	22	.818	15	22	37	10	27	0	8	13	3	158	19.8
Higgins	8	267	40	82	.488	10	35	.286	29	34	.853	23	36	59	20	19	0	13	11	7	119	14.9
Garland	8	270	41	98	.418	1	3	.333	24	28	.857	14	19	33	29	31	1	13	15	2	107	13.4
Sampson	3	43	9	22	.409	0	4	.000	2	4	.500	6	8	14	1	8	0	1	4	2	20	6.7
O. Smith	4	49	9	24	.375	0	0	—	1	2	.500	6	7	13	6	5	0	2	2	1	19	4.8
Alford	6	52	9	22	.409	4	9	.444	3	4	.750	2	4	5	7	0	2	1	0	0	25	4.2
Bol	8	148	7	36	.194	2	22	.091	2	7	.286	5	26	31	1	21	0	2	3	28	18	2.3
Graham	2	8	1	2	.500	0	0	—	1	2	.500	0	1	1	0	0	0	0	1	0	3	1.5
McDonald	5	40	2	10	.200	0	3	.000	2	4	.500	4	4	8	1	8	0	3	4	1	6	1.2
L. Smith	8	148	4	16	.250	0	0	—	0	0	—	17	23	40	16	24	1	6	6	11	8	1.0
WARRIORS	8	1920	342	751	.455	21	102	.206	174	212	.821	113	232	345	160	194	6	78	116	68	879	109.9
OPPONENTS	8	1920	353	770	.458	28	78	.359	198	236	.839	165	268	433	195	189	2	68	143	43	932	116.5

1990-91

PLAYER	G	GS	MIN	FG	FGA	FG%	3P	3PA	3P%	FT	FTA	FT%	OFF	DEF	REB	AST	PF	DO	STL	TO	BLK	PTS	AVG
Hardaway	9	9	396	90	185	.486	17	48	.354	30	38	.789	5	28	33	101	22	0	28	25	7	227	25.2
Mullin	8	8	366	69	131	.527	9	13	.692	43	50	.860	9	49	58	23	23	0	15	25	12	190	23.8
Richmond	9	9	372	85	169	.503	8	24	.333	23	24	.958	10	37	47	22	28	1	5	17	6	201	22.3
Marclicionis	9	0	206	42	84	.500	0	1	.000	35	39	.897	8	15	23	27	21	1	11	14	11	191	3.2
Elie	9	7	197	28	56	.500	1	1	1.000	27	32	.844	17	15	32	13	32	0	5	10	1	84	9.3
Higgins	9	3	214	26	61	.426	8	26	.308	23	28	.821	9	20	29	18	28	0	2	7	8	83	9.2
Lister	6	5	72	12	25	.480	0	0	—	2	5	.400	7	21	28	2	15	0	0	8	7	26	4.3
Tolbert	9	0	116	14	33	.424	1	3	.333	3	11	.273	0	18	18	8	29	0	4	4	32	3.6	
Petersen	9	4	117	12	17	.706	0	0	—	5	8	.625	4	23	27	3	35	1	2	2	4	29	3.2
Askev	6	0	41	6	15	.400	0	0	—	3	6	.500	5	6	11	2	6	0	2	0	0	15	2.5
Hill	9	0	80	9	14	.643	0	1	.000	4	6	.667	7	16	23	2	25	2	3	2	4	22	2.4
Mokeski	3	0	8	1	11	.000	0	0	—	0	0	—	0	2	2	1	4	0	1	1	0	2	0.7
WARRIORS	9	2185	394	791	.498	44	117	.376	198	247	.802	81	250	331	222	268	5	77	115	54	1030	114.4	
OPPONENTS	9	2185	381	760	.501	20	66	.303	261	344	.759	119	299	418	235	214	2	71	143	41	1043	115.9	

1991-92

PLAYER	G	GS	MIN	FG	FGA	FG%	3P	3PA	3P%	FT	FTA	FT%	OFF	DEF	REB	AST	PF	DO	STL	TO	BLK	PTS	AVG
Hardaway	4	4	176	32	80	.400	10	29	.345	24	37	.649	6	9	15	29	14	0	13	14	0	98	24.5
Marclicionis	4	0	133	25	47	.532	1	2	.500	34	41	.829	3	6	9	20	15	0	3	4	1	85	21.3
Owens	4	4	157	30	57	.526	0	0	—	17	27	.630	13	20	33	13	14	0	8	6	2	77	19.3
Mullin	4	4	168	27	63	.429	4	12	.333	13	14	.929	3	9	12	12	8	0	5	8	2	71	17.8
Elie	4	2	80	23	36	.639	2	2	1.000	2	3	.667	11	11	22	10	11	1	5	6	0	50	12.5
Gatling	4	0	81	18	29	.621	0	0	—	14	22	.636	9	16	25	0	14	0	2	1	10	50	12.5
Lister	4	3	47	6	15	.400	0	0	—	4	5	.800	3	8	11	1	9	0	0	3	4	16	4.0
Higgins	2	2	17	2	5	.400	0	2	.000	2	2	1.000	0	0	0	1	1	0	1	0	0	6	3.0
Alexander	4	0	24	3	5	.600	0	0	—	1	1	1.000	1	5	6	1	8	0	2	2	0	7	1.8
Hill	4	1	47	3	7	.429	0	0	—	0	2	.000	3	5	8	1	12	0	2	3	0	6	1.5
Askev	4	0	30	1	8	.125	0	0	—	0	0	—	3	1	4	5	3	0	0	2	0	2	0.5
WARRIORS	4	960	170	352	.483	17	47	.362	111	154	.721	55	90	145	93	109	1	41	49	19	468	117.0	
OPPONENTS	4	960	171	343	.499	12	41	.293	112	141	.794	66	122	188	88	117	3	27	75	25	466	116.5	

1993-94

PLAYER	G	GS	MIN	FG	FGA	FG%	3P	3PA	3P%	FT	FTA	FT%	OFF	DEF	REB	AST	PF	DO	STL	TO	BLK	PTS	AVG
Mullin	3	3	135	30	51	.588	6	12	.500	10	11	.909	4	10	14	11	4	0	0	7	5	76	25.3
Spewell	3	3	122	26	60	.433	8	23	.348	8	12	.667	1	8	9	21	15	0	2	9	3	68	22.7
Owens	3	3	127	25	50	.500	0	1	.000	9	12	.750	12	18	30	13	11	0	4	7	2	59	19.7
Webber	3	3	109	22	40	.550	0	2	.000	3	10	.300	13	13	26	27	11	0	3	9	9	47	15.7
Gatling	3	1	54	8	13	.615	0	0	—	10	13	.769	7	10	17	4	10	0	2	2	1	26	8.7
Grayer	3	0	46	11	20	.550	0	0	—	2</													

YEARLY PLAYOFF STATISTICS

2006-07

PLAYER	G	GS	MIN	FG	FGA	FG%	3P	3PA	3P%	FT	FTA	FT%	OFF	DEF	REB	AST	PF	DQ	STL	TO	BLK	PTS	AVG	
Davis	11	11	445	98	191	.513	25	67	.373	57	74	.770	11	39	50	72	46	1	32	32	7	278	25.3	
Jackson	11	11	454	61	161	.379	26	72	.361	71	87	.816	6	34	40	40	39	0	22	41	8	219	19.9	
Richardson	11	11	428	81	170	.476	29	82	.354	19	27	.704	24	50	74	22	38	0	14	24	5	210	19.1	
Barnes	11	3	330	45	100	.450	19	45	.422	13	18	.722	26	37	63	26	44	3	16	20	4	122	11.1	
Harrington	11	5	262	39	98	.398	15	38	.395	19	30	.633	17	34	51	6	40	1	5	10	7	112	10.2	
Ellis	11	6	238	32	82	.390	1	9	.111	23	28	.821	8	17	25	10	23	0	10	20	2	88	8.0	
Biedrins	11	8	267	27	37	.730	0	0	---	16	30	.533	19	50	69	5	29	0	8	9	17	70	6.4	
Pietrus	11	0	209	17	49	.347	7	27	.259	25	36	.694	13	29	42	6	32	1	5	7	9	66	6.0	
Azubuike	6	0	15	1	3	.333	0	0	---	1	0.000	2	2	1.000	1	3	4	0	1	0	1	0	4	0.7
Foye	3	0	6	1	1	1.000	0	0	---	0	0	---	0	2	2	0	0	0	0	0	0	2	0.7	
Jasikevicius	4	0	6	0	1	.000	0	0	---	1	2	.500	0	0	0	0	2	1	0	0	0	0	1	0.3
Powell	4	0	6	0	0	---	0	0	---	1	2	.500	1	0	1	0	0	0	0	0	0	1	1	0.6
WARRIORS	11	2665	402	893	450	.422	122	341	.358	247	336	.735	126	295	421	189	293	6	113	164	60	1173	106.3	
OPONENTS	11	2665	404	893	452	.422	72	211	.341	274	354	.774	167	368	535	230	276	2	82	213	54	1154	104.9	

2012-13

PLAYER	G	GS	MIN	FG	FGA	FG%	3P	3PA	3P%	FT	FTA	FT%	OFF	DEF	REB	AST	PF	DQ	STL	TO	BLK	PTS	AVG
Curry	12	12	497	102	235	.434	42	106	.396	35	38	.921	5	41	46	97	35	0	20	40	2	281	23.4
Jack	12	4	426	78	154	.506	7	24	.292	43	48	.896	7	46	53	56	26	0	11	38	4	206	17.2
Barnes	12	12	461	72	162	.444	19	52	.365	30	35	.857	18	59	77	17	33	0	3	16	5	193	16.1
Thompson	12	12	495	76	174	.437	25	59	.424	5	6	.833	9	46	55	22	44	1	12	24	7	182	15.2
Landry	12	3	246	52	100	.520	0	0	---	38	52	.731	22	40	62	17	29	0	7	19	2	142	11.8
Bogut	12	12	327	39	67	.582	0	0	---	8	23	.348	39	92	131	22	39	0	6	22	18	86	7.2
Green	12	1	223	24	56	.429	9	23	.391	13	17	.765	14	37	51	19	35	2	6	12	10	70	5.8
Lee	6	1	65	13	33	.394	0	0	---	4	6	.667	6	22	28	5	5	0	3	5	1	30	5.0
Ezeli	12	3	134	6	13	.462	0	0	---	12	21	.571	13	17	30	2	24	0	3	12	7	24	2.0
Jefferson	7	0	39	4	9	.444	2	3	.667	3	9	.333	2	5	7	1	5	0	1	0	1	13	1.9
Machado	5	0	8	1	2	.500	0	0	---	1	2	.500	0	1	1	1	1	0	0	1	0	3	0.6
Bazemore	9	0	16	1	8	.125	0	1	.000	0	4	.000	1	4	5	2	3	0	1	2	0	2	0.2
Biedrins	3	0	17	0	0	---	0	0	---	0	0	---	2	5	7	1	6	0	0	1	2	0	0.0
Jones	2	0	2	0	0	---	0	0	---	0	0	---	0	0	0	0	0	0	0	0	0	0	0.0
WARRIORS	12	2955	468	1013	462	.404	104	268	.388	192	261	.736	138	415	553	260	285	3	77	198	59	1232	102.7
OPONENTS	12	2955	450	1025	439	.404	90	269	.335	240	328	.732	138	363	501	262	263	2	103	158	42	1230	102.5

2013-14

PLAYER	G	GS	MIN	FG	FGA	FG%	3P	3PA	3P%	FT	FTA	FT%	OFF	DEF	REB	AST	PF	DQ	STL	TO	BLK	PTS	AVG
Curry	7	7	296	51	116	.440	22	57	.386	37	42	.881	4	21	25	59	18	0	12	26	1	161	23.0
Thompson	7	7	257	40	98	.408	16	44	.364	19	24	.792	4	20	24	25	24	1	7	15	5	115	16.4
Lee	7	7	217	41	77	.532	0	0	---	15	19	.789	24	40	64	18	28	1	4	17	0	97	13.9
Igoudala	7	7	248	32	62	.516	8	15	.533	20	33	.606	5	28	33	31	19	1	9	21	2	92	13.1
Green	7	4	228	28	60	.467	8	29	.276	19	24	.792	18	40	58	20	33	2	12	17	12	83	11.9
Barnes	7	0	156	19	48	.396	8	21	.381	9	16	.563	7	21	28	8	13	0	1	5	3	55	7.9
Speights	7	0	68	19	36	.528	0	0	---	6	12	.500	9	13	22	3	12	0	2	2	4	44	6.3
Crawford	6	0	57	12	33	.364	2	7	.286	11	14	.786	4	5	9	2	7	0	1	5	0	37	6.2
O'Neal	7	3	84	18	32	.563	0	0	---	6	8	.750	12	12	24	1	12	0	1	4	3	42	6.0
Blake	6	0	45	4	12	.333	3	10	.300	0	1	.000	1	3	4	2	2	0	0	2	0	11	1.8
Armstrong	7	0	17	4	8	.500	0	1	.000	0	2	.000	3	1	4	2	6	0	0	4	2	8	1.1
Kuzmic	3	0	8	0	0	---	0	0	---	0	0	---	1	3	4	0	2	0	0	0	0	0	0.0
Nedovic	1	0	0	0	0	---	0	0	---	0	0	---	0	0	0	0	1	0	0	0	0	0	0.0
WARRIORS	7	1680	268	582	460	.460	67	184	.364	142	195	.728	92	207	299	171	177	5	49	121	32	745	106.4
OPONENTS	7	1680	271	577	470	.467	67	185	.362	167	224	.746	81	207	288	166	161	4	71	100	36	776	110.9

2014-15

PLAYER	G	GS	MIN	FG	FGA	FG%	3P	3PA	3P%	FT	FTA	FT%	OFF	DEF	REB	AST	PF	DQ	STL	TO	BLK	PTS	AVG
Curry	21	21	826	200	439	.456	98	232	.422	96	115	.835	20	85	105	134	47	0	39	82	3	594	28.3
Thompson	21	21	761	149	334	.446	57	146	.390	66	85	.800	9	72	81	54	64	1	16	41	19	391	18.6
Green	21	21	784	100	240	.417	24	91	.264	64	87	.736	46	166	212	109	89	2	38	58	25	288	13.7
Barnes	21	21	681	88	200	.440	22	62	.355	25	34	.735	45	65	110	32	45	0	17	22	11	223	10.6
Igoudala	21	3	635	81	171	.474	29	82	.354	27	65	.415	16	78	94	75	42	0	25	14	7	218	10.4
Livingston	21	0	375	42	79	.532	0	1	.000	21	25	.840	13	38	51	38	32	0	8	21	5	105	5.0
Barbosa	21	0	229	39	88	.443	8	23	.348	18	22	.818	8	19	27	18	24	0	6	12	1	104	5.0
Bogut	19	18	440	42	75	.560	0	1	.000	5	13	.385	4	112	153	36	69	3	11	26	34	89	4.7
Speights	10	0	67	14	42	.333	0	0	---	9	15	.600	8	13	21	4	14	0	4	4	3	37	3.7
Ezeli	20	0	183	27	50	.540	0	0	---	16	29	.552	24	38	62	6	25	0	1	12	10	70	3.5
Lee	13	0	107	16	40	.400	0	0	---	8	15	.533	11	23	34	8	17	0	3	2	2	40	3.1
Rush	3	0	7	1	6	.167	1	2	.500	0	0	---	1	2	3	0	2	0	0	0	0	3	1.0
McAdoo	5	0	10	2	3	.667	0	0	---	0	0	---	1	3	4	0	0	0	0	1	1	4	0.8
Holiday	5	0	11	1	2	.500	1	1	1.000	0	0	---	0	1	1	1	1	0	0	2	0	3	0.6
WARRIORS	21	5115	802	1769	453	.440	240	641	.374	325	465	.699	243	715	958	515	471	6	168	307	121	2169	103.3
OPONENTS	21	5115	731	1751	417	.443	143	470	.304	400	548	.730	234	684	918	418	43						

YEARLY PLAYOFF STATISTICS

2015-16

PLAYER	G	GS	MIN	FG	FGA	FG%	3P	3PA	3P%	FT	FTA	FT%	OFF	DEF	REB	AST	PF	DQ	STL	TO	BLK	PTS	AVG
Curry	18	17	614	148	338	.438	80	198	.404	76	83	.916	14	85	99	93	39	1	26	75	5	452	25.1
Thompson	24	24	849	201	453	.444	98	231	.424	82	96	.854	15	73	88	54	53	0	26	47	9	582	24.3
Green	23	23	879	119	276	.431	38	104	.365	79	107	.738	38	190	228	138	81	0	37	56	41	355	15.4
Barnes	24	23	743	82	213	.385	26	76	.342	26	34	.765	27	85	112	30	46	0	17	18	4	216	9.0
Iguodala	24	3	767	78	164	.476	25	65	.385	32	57	.561	35	70	105	90	37	0	29	23	10	213	8.9
Livingston	24	7	514	82	168	.488	0	1	.000	32	37	.865	13	63	76	80	48	0	12	29	5	196	8.2
Barbosa	23	0	254	51	88	.580	11	28	.393	16	21	.762	11	16	27	15	24	0	11	11	1	129	5.6
Speights	24	0	201	46	118	.390	18	43	.419	24	31	.774	15	32	47	11	43	0	3	20	8	134	5.6
Bogut	22	22	365	48	77	.623	0	2	.000	5	14	.357	47	78	125	30	72	2	14	19	35	101	4.6
Clark	16	0	154	26	53	.491	6	18	.333	8	10	.800	2	15	17	16	18	0	8	9	0	66	4.1
Ezeli	23	1	203	37	69	.536	0	0	---	19	44	.432	23	38	61	8	34	0	1	14	7	93	4.0
Rush	14	0	110	9	20	.450	4	12	.333	1	2	.500	0	23	23	3	9	0	2	2	2	23	1.6
Varejao	17	0	93	5	14	.357	0	0	---	10	19	.526	12	9	21	13	17	0	2	2	2	20	1.2
McAdoo	8	0	38	2	4	.500	0	0	---	1	4	.250	0	8	8	2	6	0	3	1	2	5	0.6
WARRIORS	24	5785	934	2055	.455	306	778	.393	411	559	.735	252	785	1037	583	527	3	191	336	131	2585	107.6	
OPPONENTS	24	5785	894	2086	.429	220	649	.339	472	648	.728	299	801	1100	472	531	4	204	356	124	2480	103.3	

2016-17

PLAYER	G	GS	MIN	FG	FGA	FG%	3P	3PA	3P%	FT	FTA	FT%	OFF	DEF	REB	AST	PF	DQ	STL	TO	BLK	PTS	AVG
Durant	15	15	533	149	268	.556	38	86	.442	92	103	.893	16	104	120	64	39	0	12	38	2	428	28.5
Curry	17	17	601	151	312	.484	72	172	.419	103	114	.904	22	84	106	114	37	0	34	58	4	477	28.1
Thompson	17	17	596	94	237	.397	41	106	.387	26	33	.788	11	55	66	35	44	0	14	24	5	255	15.0
Green	17	17	593	72	161	.447	32	78	.410	46	67	.687	20	135	155	110	60	0	31	36	28	222	13.1
Iguodala	16	0	419	46	101	.455	8	42	.190	15	26	.577	9	55	64	51	29	0	14	16	7	115	7.2
Clark	16	0	219	40	79	.506	13	36	.361	16	17	.941	4	22	26	11	17	0	6	11	0	109	6.8
McGee	16	1	149	41	56	.732	0	0	---	13	18	.722	22	26	48	4	31	0	2	8	15	95	5.9
Livingston	14	0	220	34	59	.576	0	0	---	5	7	.714	10	19	29	20	24	0	5	10	2	73	5.2
Pachulia	15	15	212	32	60	.533	0	1	.000	13	17	.765	18	39	57	12	32	0	8	14	4	77	5.1
West	17	0	221	34	59	.576	1	2	.500	7	9	.778	7	39	46	36	26	0	7	10	13	76	4.5
McCaw	15	3	181	21	48	.438	8	23	.348	11	13	.846	10	23	33	16	14	0	9	3	3	61	4.1
McAdoo	13	0	56	9	17	.529	2	5	.400	4	6	.667	5	8	13	0	5	0	2	1	2	24	1.8
D.Jones	4	0	21	3	7	.429	0	0	---	1	2	.500	4	2	6	0	3	0	2	0	1	7	1.8
Barnes	12	0	61	4	15	.267	1	8	.125	0	0	---	0	9	9	7	9	0	2	3	0	9	0.8
WARRIORS	17	-4080	730	1479	.494	216	559	.386	352	432	.815	158	620	778	480	370	0	148	232	104	2028	119.3	
OPPONENTS	17	-4080	651	1516	.429	174	510	.341	322	420	.767	189	546	735	342	367	1	142	238	65	1798	105.8	

2017-18

PLAYER	G	GS	MIN	FG	FGA	FG%	3P	3PA	3P%	FT	FTA	FT%	OFF	DEF	REB	AST	PF	DQ	STL	TO	BLK	PTS	AVG
Durant	21	21	807	212	435	.487	47	138	.341	137	152	.901	13	150	163	99	43	0	15	50	24	608	29.0
Curry	15	14	555	137	304	.451	64	162	.395	45	47	.957	9	82	91	81	38	0	26	43	11	383	25.5
Thompson	21	21	794	159	342	.465	67	157	.427	27	31	.871	11	75	86	38	48	0	16	31	6	412	19.6
Green	21	21	818	83	192	.432	21	79	.266	39	49	.796	42	180	222	171	75	0	41	63	31	226	10.8
Iguodala	15	12	401	42	85	.494	14	37	.378	24	34	.706	11	57	68	41	29	0	21	14	7	122	8.1
Livingston	21	0	362	59	110	.536	0	1	.000	22	25	.880	11	36	47	31	33	0	7	16	1	140	6.7
McGee	13	9	158	39	58	.672	0	1	.000	6	9	.667	16	26	42	4	20	0	3	5	11	84	6.5
Cook	17	0	175	30	67	.448	7	31	.226	14	17	.824	2	21	23	11	13	0	4	5	2	81	4.8
Looney	21	5	387	39	72	.542	0	2	.000	8	21	.381	42	47	89	19	50	1	14	8	8	86	4.1
West	18	0	175	27	45	.600	1	2	.500	4	4	1.000	11	26	37	32	23	0	6	10	10	59	3.3
Young	20	2	205	16	53	.302	14	47	.298	6	8	.750	1	11	12	4	18	0	1	2	0	52	2.6
Pachulia	7	0	26	4	7	.571	0	0	---	9	12	.750	6	6	12	1	1	0	3	3	1	17	2.4
Bell	17	0	173	17	32	.531	0	1	.000	7	14	.500	15	32	47	15	18	0	6	6	9	41	2.4
Jones	4	0	11	1	2	.500	0	0	---	2	3	.667	1	2	3	0	4	0	0	3	0	4	1.0
McCaw	6	0	16	1	2	.500	0	1	.000	2	2	1.000	1	2	3	0	1	0	2	0	0	4	0.7
TEAM	21	-5065	866	1806	.480	235	659	.357	352	428	.822	192	753	945	547	414	1	165	270	121	2319	110.4	
OPPONENTS	21	-5065	777	1836	.423	214	683	.313	341	442	.771	217	687	904	429	408	1	157	285	77	2109	100.4	

2018-19

PLAYER	G	GS	MIN	FG	FGA	FG%	3P	3PA	3P%	FT	FTA	FT%	OFF	DEF	REB	AST	PF	DQ	STL	TO	BLK	PTS	AVG
Durant	12	12	442	125	243	.514	35	80	.438	102	113	.903	1	58	59	54	38	1	13	43	12	387	32.3
Curry	22	22	846	190	431	.441	92	244	.377	148	157	.943	17	115	132	126	68	0	24	66	4	620	28.2
Thompson	21	21	818	164	360	.456	70	158	.443	37	41	.902	12	74	86	44	59	0	28	38	15	435	20.7
Green	22	22	851	114	229	.498	13	57	.228	51	71	.718	41	182	223	187	85	1	32	83	33	292	13.3
Iguodala	15	15	629	82	166	.494	28	80	.350	14	37	.378	27	64	91	83	43	0	24	21	23	206	9.8
Cassidy	8	5	133	21	53	.396	3	12	.250	16	25	.640	9	30	39	19	24	1	5	19	6	61	7.6
Looney	21	1	432	64	93	.688	0	0	---	21	29	.724	41	53	94	20	50	0	12	13	11	149	7.1
Cook	17	0	193	28	70	.400	11	34	.324	4	4	1.000	2	16	18	12	13	0	3	6	1	71	4.2
Livingston	22	2	322	34	75	.453	0	2	.000	21	25	.840	11	20	31	31	35	0	10	8	4	89	4.0
McKinnie	22	1	235	26	59	.441	10	32	.313	4	10	.400	17	33	50	4	32	0	2	6	1	66	3.0
Bogut	19	6	179	24	37	.649	0	0	---	4	5	.800	23	51	74	21	38	1	5	10	6	52	2.7
Bell	15	2	106	17																			

YEARLY PLAYOFF STATISTICS

2021-22 PLAYER	G	GS	MIN	FG	FGA	FG%	3P	3PA	3P%	FT	FTA	FT%	OFF	DEF	REB	AST	PF	DQ	STL	TO	BLK	PTS	AVG
Curry	22	18	764	202	440	.459	91	229	.397	107	129	.829	11	104	115	129	59	0	29	57	8	602	27.4
Thompson	22	22	792	158	368	.429	77	200	.385	26	30	.867	7	79	86	50	47	0	24	28	15	419	19.0
Poole	22	5	606	129	254	.508	50	128	.391	65	71	.915	10	52	62	83	62	1	17	53	8	373	17.0
Wiggins	22	22	767	143	305	.469	35	105	.333	42	65	.646	54	111	165	40	54	0	22	30	23	363	16.5
Green	22	22	703	69	144	.479	8	39	.205	30	47	.638	26	133	159	138	87	5	25	59	22	176	8.0
Payton	12	2	203	29	44	.659	8	15	.533	12	18	.667	13	24	37	16	23	0	14	6	7	78	6.5
Looney	22	13	448	58	88	.659	0	0	---	11	18	.611	63	105	168	48	50	0	9	19	10	127	5.8
Porter	19	3	371	38	77	.494	19	47	.404	7	9	.778	12	53	65	34	34	0	17	12	6	102	5.4
Kuminga	16	3	138	30	60	.500	3	13	.231	20	26	.769	4	23	27	8	11	0	3	11	2	83	5.2
Moody	13	0	105	15	28	.536	7	13	.538	4	6	.667	2	6	8	4	4	0	3	3	3	41	3.2
Bjelica	15	0	150	18	34	.529	3	8	.375	4	7	.571	6	25	31	17	21	0	4	7	2	43	2.9
Lee	16	0	124	13	34	.382	4	16	.250	2	3	.667	5	21	26	7	8	0	1	6	0	32	2.0
Iguodala	7	0	61	4	9	.444	1	3	.333	2	3	.667	3	4	7	12	11	0	0	4	2	11	1.6
Toscano-Anderson	14	0	49	4	10	.400	2	5	.400	1	3	.333	0	10	10	8	3	0	2	8	1	11	0.8
TEAM	22	-	5280	910	1895	.480	308	821	.375	333	435	.766	216	750	966	594	474	6	170	320	109	2461	111.9
OPPONENTS	22	-	5280	826	1880	.439	312	831	.375	386	507	.761	218	699	917	530	424	1	161	305	107	2350	106.8



ANDREW WIGGINS, 2022 NBA PLAYOFFS WESTERN CONFERENCE FINALS VS. DALLAS

WARRIORS HISTORY



GOLDEN STATE WARRIORS
2010-2019

SAN FRANCISCO WARRIORS
1962-1971

WARRIORS BASKETBALL
1971-1989

THE CITY
1966-1971

GOLDEN STATE WARRIORS
1989-1997

WARRIORS
1966-1971

W
1997-2010

In unveiling their new logo on June 17, 2010, the Golden State Warriors drew on the franchise's rich Bay Area history, creating a modern version of the team's most popular logos and uniforms from years gone by to simultaneously salute the team's past and serve as a link to the exciting prospects of the organization's future. Prior to the 2019-20 season, the logo was updated with a more accurate portrayal of the Bay Bridge and custom font.

A silhouette of the Eastern Span of the Bay Bridge is the focal point of the team's primary logo design. This Bay Bridge rendering as the centerpiece of the team's new look is a direct spin-off of "The City" jersey, which the club wore from 1966-71. To this day, "The City" logo remains one of the most popular emblems in the history of professional sports.

The depiction of the Bay Bridge also serves as the link between the Warriors' original Bay Area home in San Francisco, where the team arrived from Philadelphia 50 years ago returns for the first time since 1971, and its former home in Oakland, where the team played its home games at Oracle Arena (formerly the Oakland Coliseum Arena) for 47 of the last 48 seasons (the Warriors spent one year in San Jose in 1996-97).

The colors of the new logo and branding elements are Warriors Royal Blue and California Golden Yellow. These two colors have been the most prevalent in the team's Bay Area uniform history, appearing as the dominant scheme in four of the last five decades since the team's arrival on the West Coast in 1962.

The current Warriors logo, which was the team's first major branding and identity change since 1997, helped mark the beginning of a new era for one of the NBA's longest tenured franchises. A new era that began, appropriately enough, with a tip of the cap to the team's past.



NBA's 50 Greatest Players

On October 29, 1996, the NBA named its 50 Greatest Players in history in conjunction with the league's 50th anniversary. The following is a list of Warriors who were named with the years they played with the franchise:

- Paul Arizin, 1950-62
- Rick Barry, 1965-67, 72-78
- Wilt Chamberlain, 1959-65
- Jerry Lucas, 1969-71
- Robert Parish, 1976-80
- Nate Thurmond, 1963-74

NBA 75th Anniversary Team

NBA 75th Anniversary Team was announced across TNT and ESPN from Oct. 19-21, 2021, as the league tipped off its landmark 75th Anniversary Season. The NBA 75th Anniversary Team was selected by a blue-ribbon panel of current and former NBA players, coaches, general managers and team and league executives, WNBA legends and sportswriters and broadcasters. Voters were asked to select the 75 Greatest Players in NBA History without regard to position. Panelists did not rank their selections. Current and former players were not allowed to vote for themselves.

- Paul Arizin, 1950-62
- Rick Barry, 1965-67, 72-78
- Wilt Chamberlain, 1959-65
- Stephen Curry, 2009-present
- Kevin Durant, 2016-19
- Jerry Lucas, 1969-71
- Robert Parish, 1976-80
- Nate Thurmond, 1963-74

WARRIORS IN THE NAISMITH MEMORIAL BASKETBALL HALL OF FAME




Year Elected

- 1961 Andy Phillip — player, Philadelphia
- 1972 Eddie Gottlieb — founder/coach, Philadelphia
- 1976 Harry Litwack — asst. coach, Philadelphia
- Bill Sharman — coach, San Francisco
- Tom Gola — player, Philadelphia/San Francisco
- 1977 Frank McGuire — coach, Philadelphia
- 1978 Paul Arizin — player, Philadelphia
- Joe Fulks — player, Philadelphia
- 1979 Wilt Chamberlain — player, Philadelphia/San Francisco
- Pete Newell — scout, San Francisco/Golden State
- 1980 Jerry Lucas — player, San Francisco
- 1985 Al Cervi — coach, Philadelphia
- Nate Thurmond — player, San Francisco/Golden State
- 1987 Rick Barry — player, San Francisco/Golden State
- 1990 Neil Johnston — player/coach, Philadelphia
- 1998 Akex Hannum — coach, San Francisco
- 2003 Robert Parish — player, Golden State
- 2011 Chris Mullin — player, Golden State
- 2012 Don Nelson — coach, Golden State
- Ralph Sampson — player, Golden State
- Jamaal (Keith) Wilkes — player, Golden State
- 2013 Bernard King — player, Golden State
- 2014 Guy Rodgers — player, Philadelphia/San Francisco
- Mitch Richmond — player, Golden State
- Sarunas Marciulionis — player, Golden State
- 2015 Jo Jo White — player, Golden State
- 2018 Rick Welts — president & COO, Golden State
- 2019 Alvin Attles — player/coach/ambassador,
Philadelphia/San Francisco/Golden State
- 2021 Chris Webber — player, Golden State
- Rick Adelman — coach, Golden State
- 2022 Tim Hardaway — player, Golden State
- George Karl — coach, Golden State
- Larry Costello — player, Philadelphia

John W. Bunn Lifetime Achievement Award

- 1979 Eddie Gottlieb — founder/coach, Philadelphia
- 2002 Harvey Pollack — public relations/statistician,
Philadelphia
- 2014 Alvin Attles — player/coach/ambassador,
Philadelphia/San Francisco/Golden State



TIM HARDAWAY, 2022 HOF INDUCTEE



RUN TMC (TIM HARDAWAY '22, MITCH RICHMOND '14, CHRIS MULLIN '11) REUNITED IN THE BASKETBALL HALL OF FAME

WARRIORS RETIRED NUMBERS

WILT
CHAMBERLAIN

13



Wilt Chamberlain averaged 41.5 points and 25.1 rebounds in five seasons with the Philadelphia and San Francisco Warriors. Chamberlain was named both Rookie of the Year and Most Valuable Player in 1959-60 and earned four MVP awards over the course of his career. He owns numerous franchise and NBA records, including most points (100) and rebounds (55) in a game, and is the only player ever to average over 50 points per game in a single season (50.4 in 1961-62). He was inducted into the Naismith Memorial Basketball Hall of Fame in 1979 and his number was retired by the Warriors on December 29, 1999.

TOM
MESCHERY

14




Tom Meschery played six of his 10 NBA seasons with the Philadelphia and San Francisco Warriors, averaging 12.9 points and 8.5 rebounds per game with the team. The 1963 NBA All-Star also appeared in 39 playoff games with the Warriors, averaging 16.3 points. His interest in poetry and literature earned him the nickname of "Renaissance Man" among his Warriors teammates, but his ferociousness and intensity on the court made him known by others as "The Mad Russian." He was the first Warrior to have his number retired on October 13, 1967.

ALVIN
ATTLES

16



Alvin Attles joined the Philadelphia Warriors in 1960 as the club's fifth-round draft choice and has been affiliated with the franchise ever since, a span of 60 years that represents the longest stint with a single franchise in NBA history. In 11 seasons as a player, he averaged 8.9 points over 711 career games. He is the franchise leader in coaching victories with 557 and guided the Warriors to the 1975 NBA Championship during his 13-year run as the team's head coach. Attles was honored by the Naismith Memorial Basketball Hall of Fame with the John W. Bunn Lifetime Achievement Award in 2014 and later inducted into the Hall of Fame as a contributor in 2019. His number was retired on February 10, 1977.



Bill Russell (February 12, 1934 - July 31, 2022)


The National Basketball Association (NBA) and National Basketball Players Association (NBPA) that they will honor the life and legacy of 11-time NBA champion and civil rights pioneer Bill Russell by permanently retiring his uniform number, 6, throughout the league. The iconic Naismith Memorial Basketball Hall of Famer will be the first player to have his number retired across the NBA. Russell's jersey number, which he wore for his entire 13-season career from 1956-69, will not be issued again by any NBA team to any player. Players who currently wear No. 6 will be grandfathered. Regarded as the ultimate winner and model teammate, Russell transformed the game with his dominant defense and graceful athleticism at the center position. He won a record 11 NBA championships in 13 seasons, which followed back-to-back national championships at the University of San Francisco (1955 and 1956) and a gold medal with the U.S. Olympic Men's Basketball Team (1956). Russell, who led Boston to eight consecutive NBA championships from 1959-66, was so synonymous with success that the NBA Finals Most Valuable Player Award was named for him in 2009.



Chris Mullin averaged 20.1 points over 13 seasons with the Warriors, appearing in more games (807) and recording more steals (1,360) than any player in franchise history. The five-time NBA All-Star averaged 26.5 points in 1988-89, the first of five consecutive campaigns in which he averaged 25-plus points. Mullin, alongside Tim Hardaway and Mitch Richmond, anchored the high-scoring trio known as Run TMC, which spent two seasons together from 1989-91. He was also a member of the fabled Dream Team in 1992, capturing one of his two Olympic gold medals. He was inducted into the Naismith Memorial Basketball Hall of Fame in 2011 and his number was retired by the Warriors on March 19, 2012.



Rick Barry averaged 25.6 points during his eight years with the Warriors, earning NBA All-Star accolades in each of those seasons. The 1966 NBA Rookie of the Year earned All-NBA honors six times with the club and led the league in scoring with 35.6 points per game in 1966-67. He averaged 26.9 points in 66 playoff games and was named NBA Finals MVP in Golden State's 4-0 sweep of the Washington Bullets in the 1975 NBA Finals. He was inducted into the Naismith Memorial Basketball Hall of Fame in 1987 and his number was retired by the Warriors on March 18, 1988.



Nate Thurmond averaged 17.4 points and 16.9 rebounds during his 11 seasons with the Warriors, making seven All-Star Game appearances. Named to the NBA All-Defensive Team five times with the Warriors, Thurmond ranks as the team's all-time leader in minutes played (30,735) and total rebounds (12,771). "Big Nate" appeared in an additional 54 postseason games with the Warriors, averaging 15.4 points and 16.6 rebounds in those contests. He was inducted into the Naismith Memorial Basketball Hall of Fame in 1985 and his number was retired by the Warriors on March 8, 1978.

Bill Russell (continued)

His myriad accomplishments included five NBA Most Valuable Player awards, 12 NBA All-Star selections and 11 All-NBA Team honors. Russell was named to all four NBA anniversary teams (25th, 35th, 50th and 75th) and inducted into the Basketball Hall of Fame in 1975. A four-time NBA rebounding champion, he ranks second in league history in total rebounds (21,620) and rebounds per game (22.5) in the regular season. The Celtics retired his No. 6 jersey in 1972.

Russell's impact on the NBA extended far beyond his playing achievements. In 1966, he was hired by the Celtics as the first Black head coach in the history of the NBA and major U.S. professional sports. As a player-head coach, he guided Boston to back-to-back NBA championships in 1968 and 1969.

During and after his extraordinary basketball career, Russell passionately advocated for the values of equality, respect and inclusion. He marched for civil rights with Rev. Martin Luther King Jr. and was steadfast in his belief that all people should be treated with dignity. Russell was awarded the 2010 Presidential Medal of Freedom, the nation's highest civilian honor, for his athletic feats and lifelong commitment to social justice.

CHAMPIONSHIPS - 1947 BAA TITLE

Regular Season Record: 35-25, finished 2nd in BAA Eastern Division

Coach: Edward Gottlieb

Won BAA Quarterfinals (2-1) vs. St. Louis Bombers

Won BAA Semifinals (2-0) vs. New York Knicks

Won BAA Finals (4-1) vs. Chicago Stags

DATE	OPPONENT	SITE	W-L	SCORE	WARRIORS HI SCORER	OPPONENT HI SCORER
Quarterfinals - Warriors win series 2-1 over St. Louis Bombers						
April 2	St. Louis	Philadelphia	W	73-68	Angelo Musi-19	John Logan/George Munroe-16
April 5	St. Louis	St. Louis	L	51-73	Angelo Musi-12	Belus Smawley-17
April 6	St. Louis	St. Louis	W	75-59	Joe Fulks-24	Belus Smawley-21
Semifinals - Warriors win series 2-0 over New York Knicks						
April 12	New York	Philadelphia	W	82-70	Joe Fulks-24	Lee Knorek-20
April 14	New York	New York	W	72-53	Joe Fulks-16	Tommy Byrnes-11
Basketball Association of America (BAA) Finals - Warriors win series 4-1 over Chicago Stags						
April 16	Chicago	Philadelphia	W	84-71	Joe Fulks-37	Chick Halbert-19
April 17	Chicago	Philadelphia	W	85-74	Howie Dallmar-18	Chet Carlisle-19
April 19	Chicago	Chicago	W	75-72	Joe Fulks-26	Max Zaslofsky-15
April 20	Chicago	Chicago	L	73-74	George Senesky-24	Max Zaslofsky-20
April 22	Chicago	Philadelphia	W	83-80	Joe Fulks-34	Tony Jaros-21

April 22, 1947 (Philadelphia) - Joe Fulks scored a game-high 34 points to lead the Philadelphia Warriors to an 83-80 series-clinching win over the Chicago Stags in Game 5 of the Basketball Association of America (BAA) championship playoff, bringing the city its first major professional championship in more than 15 years. The Warriors overcame a five-point deficit in the final nine minutes with Howie Dallmar hitting a 15-foot shot in the final minute to give Philadelphia an 82-80 advantage. Ralph Kaplowitz sank a free throw to secure the win before a standing-room-only crowd of 8,221.



JOE FULKS



HOWIE DALLMAR

CHAMPIONSHIPS - 1956 NBA TITLE



Regular Season Record: 45-27, Finished 1st in NBA Eastern Division

Coach: George Senesky

Won NBA Eastern Division Finals (3-2) vs. Syracuse Nationals

Won NBA Finals (4-1) vs. Fort Wayne Pistons

DATE	OPPONENT	SITE	W-L	SCORE	WARRIORS HI SCORER	WARRIORS HI REBOUNDER	OPPONENT HI SCORER	OPPONENT HI REBOUNDER
Eastern Division Finals - Warriors win series 3-2 over Syracuse Nationals								
March 23	Syracuse	Philadelphia	W	109-87	Paul Arizin-29	Neil Johnston-24	Dolph Schayes-19	Red Kerr/Dolph Schayes-14
March 25	Syracuse	Syracuse	L	118-122	Neil Johnston-43	Neil Johnston-16	Dolph Schayes-33	Dolph Schayes-16
March 27	Syracuse	Philadelphia	W	119-96	Joe Graboski-20	Neil Johnston-18	Ed Conlin-19	Dolph Schayes-21
March 28	Syracuse	Syracuse	L	104-108	Neil Johnston-35	Neil Johnston-12	George King-25	Red Kerr-9
March 29	Syracuse	Philadelphia	W	109-104	Paul Arizin-35	Neil Johnston-18	Dolph Schayes-28	Dolph Schayes-16
NBA Finals - Warriors win series 4-1 over Fort Wayne Pistons								
March 31	Ft. Wayne	Philadelphia	W	98-94	Paul Arizin-28	Neil Johnston-14	George Yardley-27	George Yardley-15
April 1	Ft. Wayne	Ft. Wayne	L	83-84	Paul Arizin-27	Arizin/Johnston-9	George Yardley-30	George Yardley-19
April 3	Ft. Wayne	Philadelphia	W	100-96	Paul Arizin-27	Neil Johnston-17	Larry Foust-19	Larry Foust-14
April 5	Ft. Wayne	Ft. Wayne	W	107-105	Paul Arizin-30	Tom Gola-9	George Yardley-21	Larry Foust-14
April 7	Ft. Wayne	Philadelphia	W	99-88	Joe Graboski-29	Joe Graboski-16	George Yardley-30	George Yardley-20

April 7, 1956 (Philadelphia) - Joe Graboski recorded a double-double with team-highs of 29 points and 16 rebounds to lead the Philadelphia Warriors to a 99-88 win over the Fort Wayne Pistons to capture the 1956 National Basketball Association Championship before a crowd of 11,194 at Convention Hall. Paul Arizin (26 points, 13 rebounds) and Tom Gola (16 points, 15 rebounds) also had double-doubles. Once the Warriors broke a 54-all tie in the third quarter, they never trailed the rest of the way, outscoring the Pistons, 55-45, in the second half. Warriors Head Coach George Senesky, who played all eight of his seasons (1946-47-1953-54) with Philadelphia, including their 1947 Championship, earned the 1956 NBA title in his first year as the team's head coach.



PAUL ARIZIN



NEIL JOHNSTON



TOM GOLA

CHAMPIONSHIPS - 1975 NBA TITLE

Record: 48-34, Finished 1st in NBA Pacific Division

Coach: Al Attles

Executive: Dick Vertlieb

Arena: Oakland-Alameda County Coliseum Arena

Finals MVP: Rick Barry (29.5 ppg, 4.0 rpg, 5.0 apg)

Won NBA Western Conference Semifinals (4-2) versus Seattle SuperSonics

Won NBA Western Conference Finals (4-3) versus Chicago Bulls

Won NBA Finals (4-0) versus Washington Bullets

DATE	OPPONENT	SITE	W-L	SCORE	WARRIORS HI SCORER	WARRIORS HI REBOUNDER	OPPONENT HI SCORER	OPPONENT HI REBOUNDER
Western Conference Semifinals - Warriors win series 4-2 over Seattle SuperSonics								
April 14	Seattle	Golden State	W	123-96	Rick Barry-39	Clifford Ray-13	Leonard Gray-20	Leonard Gray-8
April 16	Seattle	Golden State	L	99-100	Rick Barry-29	Ray/Derrek Dickey-10	Spencer Haywood-28	Spencer Haywood-28
April 17	Seattle	Seattle	W	105-96	Rick Barry-33	George Johnson-13	Tom Burleson-25	Tom Burleson-11
April 19	Seattle	Seattle	L	94-111	Jamaal Wilkes-22	Ray/Jamaal Wilkes-9	Fred Brown-37	Tom Burleson-15
April 22	Seattle	Golden State	W	124-100	Jamaal Wilkes-24	Johnson/Ray-13	Brown/Clark/Derline-15	Tom Burleson-9
April 24	Seattle	Seattle	W	105-96	Rick Barry-31	George Johnson-15	Slick Watts-24	Tom Burleson-11

Western Conference Finals - Warriors win series 4-3 over Chicago Bulls

April 27	Chicago	Golden State	W	107-89	Rick Barry-38	George Johnson-11	Bob Love-37	Nate Thurmond-7
April 30	Chicago	Chicago	L	89-90	Rick Barry-26	Clifford Ray-7	Chet Walker-28	Jerry Sloan-12
May 4	Chicago	Chicago	L	101-108	Butch Beard-28	Rick Barry-7	Norm Van Lier-35	Nate Thurmond-12
May 6	Chicago	Golden State	W	111-106	Rick Barry-36	Clifford Ray-18	Bob Love-27	Jerry Sloan-12
May 8	Chicago	Golden State	L	79-89	Rick Barry-20	Clifford Ray-12	Chet Walker-21	Nate Thurmond-13
May 11	Chicago	Chicago	W	86-72	Rick Barry-36	Bill Bridges-11	Norm Van Lier-24	Tom Boerwinkle/Sloan-8
May 14	Chicago	Golden State	W	83-79	Jamaal Wilkes-23	Clifford Ray-12	Chet Walker-21	Tom Boerwinkle-16

NBA Finals - Warriors win series 4-0 over Washington Bullets

May 18	Washington	Washington	W	101-95	Rick Barry-24	Clifford Ray-16	Elvin Hayes-29	Hayes/Wes Unseld-16
May 20	Washington	Golden State*	W	92-91	Rick Barry-36	Barry/Derrek Dickey-9	Phil Chenier-30	Wes Unseld-20
May 23	Washington	Golden State*	W	109-101	Rick Barry-38	Jamaal Wilkes-10	Elvin Hayes-24	Wes Unseld-15
May 25	Washington	Washington	W	96-95	Rick Barry-20	Ray/George Johnson-11	Phil Chenier-26	Wes Unseld-16

*Games played at Cow Palace (Daly City, CA)

May 25, 1975 (Washington) - Finals Most Valuable Player Rick Barry finished with a team-high 20 points and Warriors guard Butch "Doc" Beard scored the Warriors' final four points to give the Warriors a 96-95 series-clinching win over the heavily-favored Washington Bullets, earning a sweep for the franchise's third championship and first since 1956. Warriors Head Coach Al Attles was ejected with 8:22 left in the first quarter after getting assessed two technical fouls; Assistant Coach Joe Roberts took over head coaching duties and guided the Warriors' rally after falling behind by as many as 14 points in the second quarter. Clifford Ray recorded a double-double with 12 points and a team-high-tying 11 rebounds. The Warriors outrebounded the Bullets, 52-37, with 11 coming from George Johnson, who also had four blocks for the Warriors off the bench. Washington was led by Phil Chenier's game-high 26 points and 11 assists. Wes Unseld also recorded a double-double with 19 points and game-high 16 rebounds for the Bullets, who were tied with the Boston Celtics for the best record during the regular season (60-22).



CHAMPIONSHIPS - 2015 NBA TITLE



Regular Season Record: 67-15, Finished 1st in NBA Pacific Division

Coach: Steve Kerr

Executive: Bob Myers

Arena: Oracle Arena

Won NBA Western Conference First Round (4-0) versus New Orleans Pelicans

Won NBA Western Conference Semifinals (4-2) versus Memphis Grizzlies

Won NBA Western Conference Finals (4-1) versus Houston Rockets

Won NBA Finals (4-2) versus Cleveland Cavaliers

DATE	OPPONENT	SITE	W-L	SCORE	WARRIORS HI SCORER	WARRIORS HI REBOUNDER	OPPONENT HI SCORER	OPPONENT HI REBOUNDER
Western Conference First Round - Warriors win series 4-0 over New Orleans Pelicans								
April 18	New Orleans	Golden State	W	106-99	Stephen Curry-34	Draymond Green-12	Anthony Davis-35	Asik/Pondexter-9
April 20	New Orleans	Golden State	W	97-87	Klay Thompson-26	Andrew Bogut-14	Anthony Davis-26	Omer Asik-13
April 23	New Orleans	New Orleans	W	123-119 ot	Stephen Curry-40	Draymond Green-17	Anthony Davis-29	Anthony Davis-15
April 25	New Orleans	New Orleans	W	109-98	Stephen Curry-39	Draymond Green-10	Anthony Davis-36	Anthony Davis-11
Western Conference Semifinals - Warriors win series 4-2 over Memphis Grizzlies								
May 3	Memphis	Golden State	W	101-86	Stephen Curry-22	Andrew Bogut-6	Marc Gasol-21	Gasol/Randolph-9
May 5	Memphis	Golden State	L	90-97	Stephen Curry-19	Bogut/Green-12	Mike Conley-22	Vince Carter/Randolph-7
May 9	Memphis	Memphis	L	89-99	Stephen Curry-23	Bogut/Thompson-8	Zach Randolph-22	Marc Gasol-15
May 11	Memphis	Memphis	W	101-84	Stephen Curry-33	Draymond Green-10	Marc Gasol-19	Zach Randolph-11
May 13	Memphis	Golden State	W	98-78	Klay Thompson-21	Andrew Bogut-9	Marc Gasol-18	Marc Gasol-12
May 15	Memphis	Memphis	W	108-95	Stephen Curry-32	Draymond Green-12	Marc Gasol-21	Marc Gasol-15
Western Conference Finals - Warriors win series 4-1 over Houston Rockets								
May 19	Houston	Golden State	W	110-106	Stephen Curry-34	Draymond Green-12	James Harden-28	Dwight Howard-13
May 21	Houston	Golden State	W	99-98	Stephen Curry-33	Bogut/Green-8	James Harden-38	Dwight Howard-17
May 23	Houston	Houston	W	115-80	Stephen Curry-40	Draymond Green-13	James Harden-17	Dwight Howard-14
May 25	Houston	Houston	L	115-128	Klay Thompson-24	Draymond Green-15	James Harden-45	Dwight Howard-12
May 27	Houston	Golden State	W	104-90	Stephen Curry-26	Andrew Bogut-14	Dwight Howard-18	Dwight Howard-16
NBA Finals - Warriors win series 4-2 over Cleveland Cavaliers								
June 4	Cleveland	Golden State	W	108-100 ot	Stephen Curry-26	Andrew Bogut-7	LeBron James-44	Tristan Thompson-15
June 7	Cleveland	Golden State	L	93-95 ot	Klay Thompson-34	Bogut/Green-10	LeBron James-39	LeBron James-16
June 9	Cleveland	Cleveland	L	91-96	Stephen Curry-27	Ezeli/Green-7	LeBron James-40	Tristan Thompson-13
June 11	Cleveland	Cleveland	W	103-82	Curry/Iguodala-22	Barnes/Iguodala/Livingston-8	Timofey Mozgov-28	Tristan Thompson-13
June 14	Cleveland	Golden State	W	104-91	Stephen Curry-37	Harrison Barnes-10	LeBron James-40	LeBron James-14
June 16	Cleveland	Cleveland	W	105-97	Curry/Iguodala-25	Draymond Green-11	LeBron James-32	LeBron James-18

June 16, 2015 (Cleveland) - The Warriors won the 2014-15 NBA Championship with the 105-97 Game 6 victory in Cleveland, capturing the fourth championship in franchise history and first in 40 years (1974-75 season). Warriors Head Coach Steve Kerr became the first coach to lead his team to a title in his first season at the helm since Pat Riley led the Los Angeles Lakers to a championship in 1981-82. Andre Iguodala was named the NBA Finals MVP with averages of 16.3 points, 5.8 rebounds, 4.0 assists and 1.33 steals in 37.0 minutes, including a team-high-tying and 2015 postseason-high 25 points in Game 6. Iguodala, who joined Rick Barry (1975) as the only Finals MVPs in franchise history, is the first Finals MVP in NBA history to win the award without having started a regular season game that season. Stephen Curry scored a team-high-tying 25 points, finishing with a then-NBA-record 98 threes in the postseason. Draymond Green tallied 16 points, 11 rebounds and a then-playoff-career-high 10 assists, the first triple-double by a Warrior in the postseason since Guy Rodgers in 1962 (first triple-double ever by a Warrior in The Finals).



CHAMPIONSHIPS - 2017 NBA TITLE

Regular Season Record: 67-15, Finished 1st in NBA Western Conference

Coach: Steve Kerr

Executive: Bob Myers

Arena: Oracle Arena

Won NBA Western Conference First Round (4-0) versus Portland Trail Blazers

Won NBA Western Conference Semifinals (4-0) versus Utah Jazz

Won NBA Western Conference Finals (4-0) versus San Antonio Spurs

Won NBA Finals (4-1) versus Cleveland Cavaliers

DATE	OPPONENT	SITE	W-L	SCORE	WARRIORS HI SCORER	WARRIORS HI REBOUNDER	OPPONENT HI SCORER	OPPONENT HI REBOUNDER
Western Conference First Round - Warriors win series 4-0 over Portland Trail Blazers								
April 16	Portland	Golden State	W	121-109	Kevin Durant-32	Draymond Green-12	CJ McCollum-41	Evan Turner-10
April 19	Portland	Golden State	W	110-81	Stephen Curry-19	Draymond Green-12	Maurice Harkless-15	Maurice Harkless-8
April 22	Portland	Portland	W	119-113	Stephen Curry-34	Draymond Green-8	CJ McCollum-32	Jusuf Nurkic-11
April 24	Portland	Portland	W	128-103	Stephen Curry-37	Curry/Zaza Pachulia-7	Damian Lillard-34	Noah Vonleh-14

Western Conference Semifinals - Warriors win series 4-0 over Utah Jazz

May 2	Utah	Golden State	W	106-94	Stephen Curry-22	Draymond Green-8	Rudy Gobert-13	Rudy Gobert-8
May 4	Utah	Golden State	W	115-104	Kevin Durant-25	Kevin Durant-11	Gordon Hayward-33	Rudy Gobert-16
May 6	Utah	Utah	W	102-91	Kevin Durant-38	Kevin Durant-13	Gordon Hayward-29	Rudy Gobert-15
May 8	Utah	Utah	W	121-95	Stephen Curry-30	Draymond Green-10	Gordon Hayward-25	Rudy Gobert-13

Western Conference Finals - Warriors win series 4-0 over San Antonio Spurs

May 14	San Antonio	Golden State	W	113-111	Stephen Curry-40	Zaza Pachulia-9	LaMarcus Aldridge-28	Kawhi Leonard-8
May 16	San Antonio	Golden State	W	136-100	Stephen Curry-29	Draymond Green-9	Jonathon Simmons-22	Dewayne Dedmon-9
May 20	San Antonio	San Antonio	W	120-108	Kevin Durant-33	Kevin Durant-10	Manu Ginobili-21	Pau Gasol-10
May 22	San Antonio	San Antonio	W	129-115	Stephen Curry-36	Kevin Durant-12	Kyle Anderson-20	Pau Gasol-9

NBA Finals - Warriors win series 4-1 over Cleveland Cavaliers

June 1	Cleveland	Golden State	W	113-91	Kevin Durant-38	Draymond Green-11	LeBron James-28	Kevin Love-21
June 4	Cleveland	Golden State	W	132-113	Kevin Durant-33	Kevin Durant-13	LeBron James-29	LeBron James-11
June 7	Cleveland	Cleveland	W	118-113	Kevin Durant-31	Stephen Curry-13	LeBron James-39	Kevin Love-13
June 9	Cleveland	Cleveland	L	116-137	Kevin Durant-35	Draymond Green-14	Kyrie Irving-40	James/Tristan Thompson-10
June 12	Cleveland	Golden State	W	129-120	Kevin Durant-39	Draymond Green-12	LeBron James-41	LeBron James-13

June 12, 2017 (Oakland) – Kevin Durant, the 2017 NBA Finals MVP, scored a team-high 39 points and Stephen Curry added 34 points and 10 assists to help the Warriors (16-1) capture their second NBA championship in the last three seasons. In the second quarter, the Warriors turned an eight-point deficit (33-41) into a 16-point advantage (61-45) after using a 28-4 run. In the fourth quarter, the Warriors' defense held the Cavaliers scoreless for almost two minutes while Curry's 3-pointer with 42.3 seconds gave the Warriors a 129-115 lead. Draymond Green recorded a double-double with 10 points and a game-high 12 rebounds and Andre Iguodala scored 20 points off the bench. LeBron James tallied a game-high 41 points and 13 rebounds. Kyrie Irving scored 26 points and JR Smith added 25 points. With a .941 winning percentage, the Warriors became the team with the highest winning percentage in a single postseason (16-1).



CHAMPIONSHIPS - 2018 NBA TITLE



Regular Season Record: 58-24, Finished 2nd in NBA Western Conference

Coach: Steve Kerr

Executive: Bob Myers

Arena: Oracle Arena

Won NBA Western Conference First Round (4-1) versus San Antonio Spurs

Won NBA Western Conference Semifinals (4-1) versus New Orleans Pelicans

Won NBA Western Conference Finals (4-3) versus Houston Rockets

Won NBA Finals (4-0) versus Cleveland Cavaliers

DATE	OPPONENT	SITE	W-L	SCORE	WARRIORS HI SCORER	WARRIORS HI REBOUNDER	OPPONENT HI SCORER	OPPONENT HI REBOUNDER
Western Conference First Round - Warriors win series 4-1 over San Antonio Spurs								
April 14	San Antonio	Golden State	W	113-92	Klay Thompson-27	Kevin Durant-9	Rudy Gay-15	Rudy Gay-6
April 16	San Antonio	Golden State	W	116-101	Kevin Durant-32	Iguodala/McGee-7	LaMarcus Aldridge-34	LaMarcus Aldridge-12
April 19	San Antonio	San Antonio	W	110-97	Kevin Durant-26	Kevin Durant-9	LaMarcus Aldridge-18	LaMarcus Aldridge-10
April 22	San Antonio	San Antonio	L	90-103	Kevin Durant-34	Draymond Green-18	LaMarcus Aldridge-22	LaMarcus Aldridge-10
April 24	San Antonio	Golden State	W	99-91	Kevin Durant-25	Draymond Green-19	LaMarcus Aldridge-30	LaMarcus Aldridge-12
Western Conference Semifinals - Warriors win series 4-1 over New Orleans Pelicans								
April 28	New Orleans	Golden State	W	123-101	Klay Thompson-27	Draymond Green-15	Anthony Davis-21	Anthony Davis-10
May 1	New Orleans	Golden State	W	121-116	Kevin Durant-29	Draymond Green-9	Anthony Davis-25	Anthony Davis-15
May 4	New Orleans	New Orleans	L	100-119	Klay Thompson-26	Draymond Green-12	Anthony Davis-33	Anthony Davis-18
May 6	New Orleans	New Orleans	W	118-92	Kevin Durant-38	Durant/Green-9	Anthony Davis-26	Anthony Davis-12
May 8	New Orleans	Golden State	W	113-104	Stephen Curry-28	Draymond Green-14	Anthony Davis-34	Anthony Davis-19
Western Conference Finals - Warriors win series 4-3 over Houston Rockets								
May 14	Houston	Houston	W	119-106	Kevin Durant-37	Draymond Green-9	James Harden-41	Chris Paul-11
May 16	Houston	Houston	L	105-127	Kevin Durant-38	Stephen Curry-7	Harden/Gordon-27	Capela/Harden-10
May 20	Houston	Golden State	W	126-85	Stephen Curry-35	Draymond Green-17	James Harden-20	Chris Paul-10
May 22	Houston	Golden State	L	92-95	Stephen Curry-28	Draymond Green-13	James Harden-30	P.J. Tucker-16
May 24	Houston	Houston	L	94-98	Kevin Durant-29	Draymond Green-15	Eric Gordon-24	Clint Capela-14
May 26	Houston	Golden State	W	115-86	Klay Thompson-35	Draymond Green-10	James Harden-32	Clint Capela-15
May 28	Houston	Houston	W	101-92	Kevin Durant-34	Draymond Green-13	James Harden-32	P.J. Tucker-12
NBA Finals - Warriors win series 4-0 over Cleveland Cavaliers								
May 31	Cleveland	Golden State	W	124-114 ot	Stephen Curry-29	Draymond Green-11	LeBron James-51	Kevin Love-13
June 3	Cleveland	Golden State	W	122-103	Stephen Curry-33	Kevin Durant-9	LeBron James-29	Kevin Love-10
June 6	Cleveland	Cleveland	W	110-102	Kevin Durant-43	Kevin Durant-13	LeBron James-33	Kevin Love-13
June 8	Cleveland	Cleveland	W	108-85	Stephen Curry-37	Kevin Durant-12	LeBron James-23	Kevin Love-9

June 8, 2018 (Cleveland) - The Warriors swept the Cavaliers in four games, claiming their second-straight NBA Championship and third in the last four years as Stephen Curry tallied a game-high 37 points and Kevin Durant, earning his second-consecutive Finals MVP, recorded his first career playoff triple-double with 20 points and game-highs of 12 rebounds and 10 assists. The Warriors jumped out to an early 24-13 lead but the Cavaliers overtook them, 39-38, with 7:12 left in the second quarter. Golden State closed out the first half on a 5-0 spurt for a 61-52 halftime lead. The Warriors outscored the Cavaliers, 25-13, in the third quarter to take a 21-point advantage, 86-65, into the fourth quarter. Curry's seventh 3-pointer of the night gave the Warriors their largest lead of the game, a 28-point lead, 102-74, with 6:19 remaining. For the Warriors, Andre Iguodala contributed 11 points off the bench and Klay Thompson added 10 points. LeBron James led Cleveland in scoring (23 points) and assists (eight) while Kevin Love grabbed a team-high nine rebounds to go along with 13 points. J.R. Smith and Rodney Hood each scored 10 points. The Warriors turned the ball over 10 times and limited the Cavaliers to a 34.5 field goal percentage.



CHAMPIONSHIPS - 2022 NBA TITLE

Regular Season Record: 53-29, Finished 3rd in NBA Western Conference

Coach: Steve Kerr

Executive: Bob Myers

Arena: Chase Center

Won NBA Western Conference First Round (4-1) versus Denver Nuggets

Won NBA Western Conference Semifinals (4-2) versus Memphis Grizzlies

Won NBA Western Conference Finals (4-1) versus Dallas Mavericks

Won NBA Finals (4-2) versus Boston Celtics

DATE	OPPONENT	SITE	W-L	SCORE	WARRIORS HI SCORER	WARRIORS HI REBOUNDER	OPPONENT HI SCORER	OPPONENT HI REBOUNDER
Western Conference First Round - Warriors win series 4-1 over Denver Nuggets								
April 16	Denver	Golden State	W	123-107	Jordan Poole-30	Andrew Wiggins-9	Nikola Jokic-25	Nikola Jokic-10
April 18	Denver	Golden State	W	126-106	Stephen Curry-34	Andrew Wiggins-8	Nikola Jokic-26	Nikola Jokic-11
April 21	Denver	Denver	W	118-113	Curry, Poole-27	Andrew Wiggins-6	Nikola Jokic-37	Nikola Jokic-18
April 24	Denver	Denver	L	121-126	Stephen Curry-33	Draymond Green-11	Nikola Jokic-37	Nikola Jokic-8
April 27	Denver	Golden State	W	102-98	Stephen Curry-30	Klay Thompson-9	Nikola Jokic-30	Nikola Jokic-19

Western Conference Semifinals - Warriors win series 4-2 over Memphis Grizzlies

May 1	Memphis	Memphis	W	117-116	Jordan Poole-31	Pooler, Porter, Wiggins-8	Ja Morant-34	Jaren Jackson Jr.-10
May 3	Memphis	Golden State	L	101-106	Stephen Curry-27	Draymond Green-10	Ja Morant-47	Jackson, Morant, Melton-8
May 7	Memphis	Golden State	W	142-112	Stephen Curry-30	Klay Thompson-9	Ja Morant-34	Bane, Melton-4
May 9	Memphis	Golden State	W	101-98	Stephen Curry-32	Draymond Green-11	Jaren Jackson Jr.-21	Steven Adams-15
May 11	Memphis	Memphis	L	95-134	Klay Thompson-19	Draymond Green-7	Bane, Jackson, Jones-21	Steven Adams-13
May 13	Memphis	Golden State	W	110-96	Klay Thompson-30	Kevon Looney-22	Dillon Brooks-30	Steven Adams-10

Western Conference Finals - Warriors win series 4-1 over Dallas Mavericks

May 18	Dallas	Golden State	W	112-87	Stephen Curry-21	Stephen Curry-12	Luka Doncic-20	Doncic, Finney-Smith-7
May 20	Dallas	Golden State	W	126-117	Stephen Curry-32	Kevon Looney-12	Luka Doncic-42	Dorian Finney-Smith-8
May 22	Dallas	Dallas	W	109-100	Stephen Curry-31	Kevon Looney-12	Luka Doncic-40	Luka Doncic-11
May 24	Dallas	Dallas	L	109-119	Stephen Curry-20	Jonathan Kuminga-8	Luka Doncic-30	Luka Doncic-14
May 26	Dallas	Golden State	W	120-110	Klay Thompson-32	Kevon Looney-18	Luka Doncic-28	Luka Doncic-9

NBA Finals - Warriors win series 4-2 over Boston Celtics

June 2	Boston	Golden State	L	108-120	Stephen Curry-34	Draymond Green-11	Al Horford-26	Jayson Tatum-13
June 5	Boston	Golden State	W	107-88	Stephen Curry-29	Kevon Looney-7	Jayson Tatum-28	Al Horford-8
June 8	Boston	Boston	L	100-116	Stephen Curry-31	Looney, Wiggins-7	Jaylen Brown-27	Robert Williams III-10
June 10	Boston	Boston	W	107-97	Stephen Curry-43	Andrew Wiggins-16	Jayson Tatum-23	Robert Williams III-12
June 13	Boston	Golden State	W	104-94	Andrew Wiggins-26	Andrew Wiggins-13	Jayson Tatum-27	Jayson Tatum-10
June 16	Boston	Boston	W	103-90	Stephen Curry-34	Draymond Green-12	Jaylen Brown-34	Al Horford-14

June 16, 2022 (Boston) - Stephen Curry earned his first Bill Russell NBA Finals Most Valuable Player award after recording a game-high-tying 34 points, seven rebounds and seven assists to lead the Warriors to the franchise's seventh championship and fourth in the last eight years with a 103-90 win over the Celtics at TD Garden. Offensively, the Warriors overcame an early 12-point deficit and used a 21-0 run in the first half and kept the Celtics at bay for most of the game. Defensively, Golden State capitalized on 23 Celtics turnovers, recycling them into 20 points. Andrew Wiggins tallied 18 points, six rebounds, five assists, four steals and three blocks. Jordan Poole contributed 15 points off the bench. Draymond Green recorded 12 points, a team-high 12 rebounds, a team-high eight assists, two steals and two blocks. Klay Thompson added 12 points. Jaylen Brown scored a game-high-tying 34 points. Al Horford recorded a double-double with 19 points and game-high 14 rebounds. Jayson Tatum scored 13 points and Robert Williams had 10 points.



The Golden State Warriors became the first team in NBA history to win five consecutive conference titles (2014-2019) and have earned seven Western Conference Championships in their franchise history since the NBA began using the conference format in 1970-71. The Warriors became only the second team to earn five straight trips to the Western Conference Finals, joining the Los Angeles Lakers (eight straight, 1982-1989). Since 1970-71, only five franchises - Warriors, Lakers, Celtics, Bulls and Pistons - have made at least five-straight appearances in the conference finals. Nine times the Warriors have advanced to the conference finals, winning seven of those series.

The Golden State Warriors have captured the Pacific Division title seven times since the NBA began using the current divisional format in 1970-71, second only to the Los Angeles Lakers' 23 divisional titles. The Warriors claimed the division crown in five straight seasons, 2014-15 to 2018-19.

Warriors Head Coach Steve Kerr joins Pat Riley as the only coaches to win division titles in each of their first five seasons as a head coach, according to the Elias Sports Bureau. Among the four major professional sports leagues, the Warriors are the first Bay Area team to earn five consecutive division crowns since the San Francisco 49ers won five-straight NFC West titles from 1986-1990. The Warriors join the Lakers as the only teams to win the Pacific Division in five consecutive seasons, which the Lakers last accomplished from 2007-08 to 2011-12.

Warriors Pacific Division Titles, Since 1970-71

Season	Head Coach
1974-75	Alvin Attles
1975-76	Alvin Attles
2014-15	Steve Kerr
2015-16	Steve Kerr
2016-17	Steve Kerr
2017-18	Steve Kerr
2018-19	Steve Kerr

Most Pacific Division Titles, Since 1970-71

Team	Division Titles
Los Angeles Lakers	23
Golden State Warriors	7
Phoenix Suns	7

Dates of When the Warriors Clinched the Pacific Division

Season	Date
1974-75	March 23, 1975
1975-76	March 16, 1976 vs. Detroit
2014-15	March 24, 2015 at Portland
2015-16	March 13, 2016
2016-17	March 16, 2017 vs. Orlando
2017-18	March 15, 2018
2018-19	March 31, 2019 vs. Charlotte



2015 WESTERN CONFERENCE CHAMPIONSHIP



2019 WESTERN CONFERENCE CHAMPIONSHIP



2022 WESTERN CONFERENCE CHAMPIONSHIP

CURRENT PACIFIC DIVISION TEAMS



STEPHEN CURRY - INAUGURAL MAGIC JOHNSON WESTERN CONFERENCE FINALS MOST VALUABLE PLAYER (2022)

THE PHILLY YEARS

Before moving West and staking claim in the Bay Area, the Warriors called Philadelphia their home for 16 memorable years.

From the inception of the Basketball Association of America (the predecessor to the National Basketball Association) in 1946, to the conclusion of the 1961-62 season, the Philadelphia Warriors dazzled their fans and produced legendary players like Wilt Chamberlain, Joseph Fulks, Paul Arizin and Neil Johnston en route to amassing a record of 558-545 and capturing two NBA championships.

Expanding on the National Basketball League of the 1930's and 40's, The Basketball Association of America began play in November 1946 and consisted of 11 teams and two divisions. The Philadelphia Warriors took residence in the Eastern Division, and under the guidance of head coach Eddie Gottlieb wasted no time in claiming the first ever title, beating the Chicago Stags in the championship series (4-1). The inaugural Warriors were led by "Jumping" Joe Fulks, who followed up his league-leading scoring average (23.2) in the 60-game regular season by averaging 22.2 points in the playoffs, including a game-high 37 points in Game 1 of The Finals.

The league prospered and grew to 17 teams and was renamed the National Basketball Association prior to the 1949-50 season. The Warriors claimed their second title in 1956, beating the Fort Wayne Pistons in a five-game series (4-1). In doing so, they completed one of the most dramatic turnarounds in NBA history, going from last place in the Eastern Division in 1954-55 to the penthouse one year later. Former Warriors player George Senesky, in his first full season as head coach, directed a well-balanced squad to an NBA-best 45-27 record, as every member of the starting five averaged double-figure scoring. Leading the way were NBA All-Stars Arizin (24.2 points and 7.4 rebounds) and Neil Johnston (22.1 points, a league-leading .457 field goal percentage and 12.5 rebounds). In the championship series against Fort Wayne, Arizin averaged 29.0 points. In the deciding fifth game, Joseph Graboski led the way with a team-high 29 points.

In the 1959 NBA Draft, the Warriors chose Philadelphia native Wilt Chamberlain out of Kansas University as a territorial selection. The 7-1, 275-pound giant with tremendous power and grace would soon change the face of the game forever. As a rookie, Chamberlain averaged 37.6 points and 27.0 rebounds a game, shattering previous league highs. His powerful slam dunks and unprecedented statistics drew a record amount of fans not yet seen by the young league. Chamberlain coasted to the league's Rookie of the Year and Most Valuable Player awards. With Arizin, Woody Sauldsberry, Tom Gola and Guy Rodgers surrounding the superstar center, rookie Head Coach Neil Johnston and the Warriors cruised into the Eastern Division Finals, where they fell to the powerhouse Boston Celtics. This series gave birth to one of the NBA's greatest rivalries, the clash of Chamberlain versus Bill Russell.

During the 1960-61 season, Chamberlain's numbers and reputation continued to grow, drawing huge crowds wherever the Warriors traveled. He averaged 38.4 points and hauled in 27.2 rebounds during this memorable season. The Warriors added a gritty, hard-nosed rookie guard by the name of Alvin Attles to the squad and returned to the playoffs only to be knocked off by the Syracuse Nationals.

The following season would be a record-setting year for "Wilt the Stilt." His 50.4 scoring average and 4,029 total points are records that have yet to be challenged. Chamberlain's season was highlighted by a performance in Hershey, Pa. on March 2, 1962, when he scored an incredible 100 points in a game against the New York Knicks.

Riding the backs of Chamberlain, Arizin, Attles and rookie Tom Meschery, the Warriors finished with a 49-31 record and met the Celtics again in the Eastern Division Finals. In a seven-game battle that saw Chamberlain swarmed by Russell and Celtic double and triple-teams, the Warriors lost (109-107) in Game 7. It would be the team's last game as the Philadelphia Warriors.



Philadelphia Warriors forward Paul Arizin (#11) shoots during the 1956 NBA Finals.

PHILADELPHIA
Warriors



THE ORIGINAL NBA CHAMPIONS: 1946-47 PHILADELPHIA WARRIORS

SEATED (from left to right): Jerry Rullo, Angelo Musi, General Manager Peter A. Tyrrell, Petey Rosenberg, Jerry Fleishman.

STANDING (from left to right): Assistant Coach Cy Kaselman, George Senesky, Ralph Kaplowitz, Howie Dallmar, Art Hillhouse, Joe Fulks, Matt Guokas, Head Coach Ed Gottlieb.

PLAYER	G	FGM	FGA	FG%	FTM	FTA	FT%	AST	PF	PTS	PPG
Joe Fulks	60	475	1557	.305	439	601	.730	25	199	1389	23.2
Angelo Musi	60	230	818	.281	102	123	.829	26	120	562	9.4
Howie Dallmar	60	199	710	.280	130	203	.640	104	141	528	8.8
George Senesky	58	142	531	.267	82	124	.661	34	83	366	6.3
Art Hillhouse	60	120	412	.291	120	166	.723	41	139	360	6.0
Jerry Fleishman	59	97	372	.261	69	127	.543	40	101	263	4.5
Ralph Kaplowitz	30	75	258	.291	59	80	.738	13	65	209	7.0
Petey Rosenberg	51	60	287	.209	30	49	.612	27	64	150	2.9
Jerry Rullo	50	52	174	.299	23	47	.489	20	61	127	2.5
Matt Guokas	47	28	104	.269	26	47	.553	9	70	82	1.7
Fred Sheffield	22	29	146	.199	16	26	.615	4	34	74	3.4
Moe Murphy	11	3	15	.200	2	3	.667	0	5	8	0.7



1955-56 NBA CHAMPION PHILADELPHIA WARRIORS


SEATED (from left to right): Head Coach George Senesky, Larry Hennessy, Paul Arizin, Jack George, George Dempsey, President Eddie Gottlieb.

STANDING (from left to right): Ernie Beck, Neil Johnston, Joe Graboski, Walt Davis, Tom Gola, Jackie Moore.

PLAYER	G	MIN	FGM	FGA	FG%	FTM	FTA	FT%	AST	PF	PTS	PPG
Paul Arizin	72	2724	617	1378	.448	507	626	.810	189	539	1741	24.2
Neil Johnston	70	2594	499	1092	.457	549	685	.801	225	872	1547	22.1
Joe Graboski	72	2375	397	1075	.369	240	340	.706	190	642	1034	14.4
Jack George	72	2840	352	940	.374	296	391	.757	457	313	1000	13.9
Tom Gola	68	2346	244	592	.412	244	333	.733	404	616	732	10.8
Ernie Beck	67	1007	136	351	.387	76	106	.717	79	196	348	5.2
George Dempsey	72	1444	126	265	.475	88	139	.633	205	264	340	4.7
Walt Davis	70	1097	123	333	.369	77	112	.688	56	276	323	4.6
Larry Hennessy	53	444	85	247	.344	26	32	.813	46	49	196	3.7
Bob Schafer	12	84	12	35	.343	7	12	.583	9	13	31	2.6
Jackie Moore	54	402	50	129	.388	32	53	.604	26	117	132	2.4

SAN FRANCISCO WARRIORS

1962-63



BACK ROW (left to right): Wayne Hightower, Ken Sears, Wilt Chamberlain, Tom Meschery, Willie Naulls. FRONT ROW: Managing Director Eddie Gottlieb, George Lee, Fred LaCour, Guy Rodgers, Gary Phillips, Al Attles, Head Coach Bob Feerick.

PLAYER	G	MIN	FGM	FGA	FG%	FTM	FTA	FT%	REB	AST	PF	DO	PTS	PPG
Wilt Chamberlain	80	3606	1463	2770	.528	660	1113	.593	1946	275	136	0	3586	44.8
Tom Meschery	64	2245	397	935	.425	228	313	.728	624	104	249	11	1022	16.0
Guy Rodgers	79	3249	445	1150	.387	208	286	.727	394	825	296	7	1098	13.9
Tom Gola	21	822	111	243	.457	50	66	.758	248	73	93	4	272	13.0
Willie Naulls	70*	1901	370	887	.317	166	207	.802	515	102	205	3	906	12.9
Al Attles	71	1876	301	630	.478	133	206	.646	205	184	253	7	735	10.4
Gary Phillips	75	1801	256	643	.398	97	152	.638	225	137	185	7	609	8.1
Wayne Hightower	66	1387	192	543	.354	105	157	.669	354	51	181	5	489	7.4
Howard Montgomery	20	364	65	153	.455	14	23	.609	69	21	35	1	144	7.2
George Lee	64	1192	149	394	.378	152	193	.788	217	64	113	0	450	7.0
Ken Sears	77*	1141	161	304	.530	131	168	.780	206	95	128	0	453	5.9
Fred LaCour	16	171	28	73	.384	9	16	.563	24	19	27	0	65	4.1
Hubie White	29	271	40	111	.360	12	18	.667	35	28	47	2	92	3.2
Tom Luckenbill	20	201	26	68	.382	9	20	.450	56	8	34	0	61	3.1
Dave Gunther	1	5	1	2	.500	0	0	—	3	3	1	0	2	2.0
Dave Fedor	7	27	3	10	.300	0	1	.000	6	1	4	0	6	0.9

* Naulls—23 New York, 47 San Francisco; Sears—23 New York, 54 San Francisco

NOTES


- Wilt Chamberlain led the league in scoring for the fourth consecutive season (44.8).
- Chamberlain scored a season-high 73 points on 11/16/62 at New York.
- Chamberlain led the league in rebounding (24.3 rpg).
- On 10/26/62 vs. Detroit, Chamberlain had a single-game rebounding high of 41.
- Chamberlain was selected to the All-NBA Second Team.
- Guy Rodgers led the league in assists (10.6 apg).
- Team finished fourth in the Western Division, 22 games behind Los Angeles.

GAME-BY-GAME RESULTS RECORD 31-49



DATE	G	OPPONENT	W/L	SCORE	ATTENDANCE	RECORD
10/23	1	Detroit	W	140-113	5,215	1-0
10/26	2	Detroit	W	132-131 (OT)	3,685	2-0
10/27	3	at Chicago	W	129-126 (OT)	5,418	3-0
10/28	4	at Cincinnati	L	130-131 (OT)	3,852	3-1
10/30	5	New York	W	125-106	2,984	4-1
11/2	6	New York	W	143-121	3,788	5-1
11/3	7	at Los Angeles	L	115-127	11,780	5-2
11/7	8	Los Angeles	L	108-132	6,524	5-3
11/9	9	Chicago	W	134-126	2,673	6-3
11/10	10	Chicago	W	113-108	3,242	7-3
11/13	11	at St. Louis	L	100-132	5,776	7-4
11/14	12	at Detroit	L	115-123	5,174	7-5
11/16	13	at New York	W	127-111	7,146	8-5
11/17	14	at Boston	L	109-127	13,413	8-6
11/18	15	at Cincinnati	L	120-132	6,701	8-7
11/21	16	Cincinnati	L	139-143	3,764	8-8
11/23	17	Los Angeles	L	124-129	5,589	8-9
11/25	18	Cincinnati	L	115-128	2,419	8-10
11/27	19	Chicago	L	107-115	1,668	8-11
11/29	20	St. Louis	L	121-128	2,123	8-12
12/2	21	St. Louis	L	116-122	2,632	8-13
12/7	22	at Detroit	L	116-123	3,744	8-14
12/8	23	at St. Louis	L	129-145	8,601	8-15
12/9	24	at Chicago	L	102-110	3,864	8-16
12/11	25	Syracuse	W	136-124	2,614	9-16
12/14	26	Los Angeles	L	118-120	4,264	9-17
12/15	27	at Los Angeles	L	104-113	8,013	9-18
12/16	28	Syracuse	L	137-144	4,826	9-19
12/18	29	St. Louis	W	130-110	4,431	10-19
12/21	30	at Detroit	W	122-113	3,212	11-19
12/22	31	at Syracuse	W	123-118	3,584	12-19
12/25	32	St. Louis at New York	W	94-91	N/A	13-19
12/26	33	at Boston	L	113-116	13,909	13-20
12/27	34	Boston at Syracuse	L	102-108	8,963	13-21
12/28	35	Syracuse at Philadelphia	W	124-117	7,943	14-21
12/29	36	at New York	W	114-109	8,127	15-21
1/2	37	Boston	L	120-135 (OT)	12,067	15-22
1/4	38	at Cincinnati	L	129-130	4,543	15-23
1/5	39	at Chicago	W	127-126	4,875	16-23
1/6	40	at St. Louis	L	103-114	6,658	16-24
1/8	41	Boston	L	112-118	8,623	16-25
1/11	42	Los Angeles	L	129-134	4,203	16-26
1/12	43	at Los Angeles	L	114-119	11,801	16-27
1/14	44	New York	W	142-134	1,789	17-27
1/17	45	New York	L	101-113	2,131	17-28
1/19	46	at St. Louis	L	114-116	6,418	17-29
1/20	47	at St. Louis	L	115-116	8,110	17-30
1/22	48	Detroit	L	107-115	2,291	17-31
1/24	49	Detroit at Bakersfield	W	138-114	2,162	18-31
1/26	50	Syracuse	L	110-116	3,274	18-32
1/27	51	Syracuse	L	110-119	2,645	18-33
1/29	52	at New York	W	123-103	15,237	19-33
1/30	53	at Boston	L	111-215	10,666	19-34
2/1	54	Cincinnati at Boston	W	133-126	12,413	20-34
2/3	55	Chicago	L	108-110	3,189	20-35
2/4	56	Chicago at San Jose	W	109-107	1,922	21-35
2/6	57	at Detroit	W	117-116	2,628	22-35
2/7	58	at Cincinnati	L	129-134	3,304	22-36
2/9	59	at Boston	L	112-118	13,432	22-37
2/10	60	at Syracuse	L	115-139	4,293	22-38
2/12	61	at Detroit	L	115-120	11,028	22-39
2/13	62	Detroit	L	132-134 (OT)	2,182	22-40
2/16	63	at Los Angeles	W	122-118 (2OT)	10,039	23-40
2/19	64	Los Angeles	W	111-109	3,241	24-40
2/21	65	Boston	L	118-135	9,132	24-41
2/22	66	at New York	L	93-106	7,237	24-42
2/23	67	at Chicago	W	92-88	3,480	25-42
2/24	68	at St. Louis	L	106-127	8,399	25-43
2/26	69	Boston	W	128-112	6,491	26-43
3/1	70	Cincinnati at Oakland	W	132-125	3,721	27-43
3/2	71	at Los Angeles	W	122-113	9,724	28-43
3/3	72	Cincinnati	W	123-122	4,425	29-43
3/5	73	Detroit at New York	L	102-111	7,983	29-44
3/6	74	Chicago at Baltimore	L	111-121	5,691	29-45
3/8	75	Detroit at Ft. Wayne	L	123-131 (OT)	4,125	29-46
3/10	76	at Syracuse	L	148-163	3,591	29-47
3/12	77	Los Angeles	W	116-110	2,073	30-47
3/14	78	St. Louis	L	109-114	2,261	30-48
3/15	79	St. Louis at Oakland	W	119-108	2,383	31-48
3/16	80	at Los Angeles	L	105-111	10,470	31-49

SAN FRANCISCO WARRIORS 1963-64



BACK ROW (left to right): Wayne Hightower, Wilt Chamberlain, Coach Alex Hannum, Nate Thurmond, Ken Sears. FRONT ROW: Managing Director Eddie Gottlieb, George Lee, Gary Phillips, Guy Rodgers, Gary Hill, Al Attles, Tom Meschery, General Manager Bob Feerick.

PLAYER	G	MIN	FGM	FGA	FG%	FTM	FTA	FT%	REB	AST	PF	DQ	PTS	PPG
Wilt Chamberlain	80	3689	1204	2298	.524	540	1016	.531	1787	403	182	0	2948	36.9
Tom Meschery	80	2422	436	951	.458	207	295	.702	612	149	288	6	1079	13.5
Wayne Hightower	79	2536	393	1022	.385	260	329	.790	566	133	269	7	1046	13.2
Guy Rodgers	79	2695	337	923	.365	198	280	.707	328	556	245	4	872	11.0
Al Attles	70	1883	289	640	.452	185	275	.673	236	197	249	4	763	10.9
Gary Phillips	66	2010	256	691	.370	146	218	.670	248	203	245	8	658	10.0
Nate Thurmond	76	1966	219	554	.395	95	173	.549	790	86	184	2	533	7.0
Gary Hill	67	1015	146	384	.380	51	77	.662	114	103	165	2	343	5.1
Ken Sears	51	519	53	120	.442	64	79	.810	94	42	71	0	170	3.3
George Lee	54	522	64	169	.379	47	71	.662	97	25	67	0	175	3.2
John Windsor	11	68	10	27	.370	7	8	.875	26	2	13	0	27	2.5

Western Division Finals

Warriors win series 4-3

April 1St. Louis 116 at San Francisco 111
April 3St. Louis 85 at San Francisco 120
April 5San Francisco 109 at St. Louis 113
April 8San Francisco 111 at St. Louis 109
April 10St. Louis 97 at San Francisco 121
April 12San Francisco 95 at St. Louis 123
April 16St. Louis 95 at San Francisco 105

NBA Finals

Celtics win series 4-1

April 18San Francisco 96 at Boston 108
April 20San Francisco 101 at Boston 124
April 22Boston 91 at San Francisco 115
April 24Boston 98 at San Francisco 95
April 26San Francisco 99 at Boston 105

NOTES

- Franklin Mieuli's first season as owner.
- Alex Hannum selected as Coach of the Year.
- Wilt Chamberlain led league in scoring for fifth straight season (36.9 ppg).
- Warriors led the NBA in fewest points allowed per game (102.6 ppg).
- Nate Thurmond, who averaged 10.4 rebounds per game, is selected to the NBA All-Rookie Team.
- Warriors won the Western Division by two games.

GAME-BY-GAME RESULTS RECORD 48-32



WESTERN DIVISION CHAMPIONS

DATE	G	OPPONENT	W/L	SCORE	ATTENDANCE	RECORD
10/19	1	at Baltimore	W	103-102	7,953	1-0
10/22	2	at Cincinnati	L	97-103	7,784	1-1
10/23	3	at St. Louis	W	99-95	6,118	2-1
10/26	4	Cincinnati	W	102-99	5,106	3-1
10/29	5	Cincinnati	L	101-108	3,127	3-2
11/2	6	Los Angeles	W	118-99	4,362	4-2
11/7	7	New York	W	110-88	2,146	5-2
11/8	8	at Los Angeles	L	90-93	10,834	5-3
11/9	9	New York at Oakland	L	84-89	3,141	5-4
11/12	10	at Philadelphia	L	102-106 (OT)	5,817	5-5
11/13	11	at Cincinnati	W	98-92	5,480	6-5
11/14	12	at St. Louis	L	105-117	5,283	6-6
11/15	13	Detroit	L	98-101	2,296	6-7
11/17	14	Detroit	W	120-96	1,541	7-7
11/19	15	St. Louis	W	129-96	1,679	8-7
11/26	16	Cincinnati at New York	L	112-123	14,585	8-8
11/27	17	New York at Boston	W	118-89	13,909	9-8
11/29	18	at Baltimore	L	99-100	3,660	9-9
11/30	19	at Boston	L	96-100	8,108	9-10
12/3	20	at New York	W	116-108	4,783	10-10
12/4	21	at St. Louis	L	83-105	4,820	10-11
12/6	22	Los Angeles	L	101-110	4,081	10-12
12/8	23	at Los Angeles	W	114-112	8,468	11-12
12/10	24	Baltimore at Oakland	W	117-108	1,504	12-12
12/13	25	Baltimore	L	114-116 (OT)	2,046	12-13
12/15	26	Baltimore	W	122-97	1,988	13-13
12/17	27	St. Louis	W	110-106	2,195	14-13
12/18	28	St. Louis at Sacramento	W	104-96	2,872	15-13
12/20	29	Philadelphia	L	112-114	1,863	15-14
12/22	30	Philadelphia	W	118-104	3,782	16-14
12/26	31	at Philadelphia	L	112-118	4,114	16-15
12/28	32	at Baltimore	W	106-104	3,778	17-15
12/30	33	Detroit at Toledo	L	112-114 (OT)	3,364	17-16
12/31	34	at New York	W	101-79	3,585	18-16
1/2	35	St. Louis at Oakland	L	106-111	4,281	18-17
1/3	36	Boston	L	101-111	10,146	18-18
1/7	37	Boston	W	92-89	5,276	19-18
1/9	38	New York at Richmond, Calif.	W	112-97	1,609	20-18
1/10	39	Los Angeles	W	114-89	4,697	21-18
1/12	40	New York at Oakland	W	112-105	2,161	22-18
1/15	41	at Detroit	W	89-79	3,316	23-18
1/17	42	at Philadelphia	W	112-91	4,615	24-18
1/18	43	at Baltimore	L	86-93	6,227	24-19
1/19	44	at Boston	L	105-108	4,127	24-20
1/21	45	Detroit	W	100-88	1,689	25-20
1/23	46	Detroit	W	125-93	2,021	26-20
1/24	47	at Los Angeles	L	100-118	14,062	26-21
1/25	48	Los Angeles	W	120-95	5,389	27-21
1/26	49	at Los Angeles	L	96-108	10,380	27-22
1/28	50	at Philadelphia	W	139-117	2,310	28-22
1/29	51	at Boston	W	100-92	9,314	29-22
1/30	52	at Detroit	L	100-109	8,649	29-23
2/1	53	at New York	W	125-106	7,526	30-23
2/2	54	at Baltimore	W	120-118 (OT)	10,616	31-23
2/4	55	Detroit	W	118-79	2,783	32-23
2/6	56	Detroit at San Jose	W	104-97	2,906	33-23
2/8	57	at St. Louis	W	103-97	8,644	34-23
2/9	58	at St. Louis	L	111-116	9,178	34-24
2/11	59	at Detroit	W	128-118 (OT)	2,517	35-24
2/13	60	Boston	W	106-95	8,139	36-24
2/15	61	Boston	L	87-96	5,884	36-25
2/17	62	Cincinnati at Cleveland	L	113-129	11,593	36-26
2/18	63	Detroit at Lansing, Mich.	W	108-98	3,875	37-26
2/19	64	at Cincinnati	W	108-101	8,668	38-26
2/21	65	Cincinnati	L	93-101	5,421	38-27
2/23	66	Los Angeles	W	109-108	3,417	39-27
2/25	67	Cincinnati	W	117-108	4,044	40-27
2/27	68	at St. Louis	W	107-97	9,255	41-27
2/28	69	at Boston	L	92-107	12,967	41-28
2/29	70	at New York	W	136-110	12,538	42-28
3/1	71	at Detroit	W	100-86	2,804	43-28
3/2	72	St. Louis	L	102-111	5,061	43-29
3/5	73	St. Louis	L	102-104	6,419	43-30
3/7	74	at Los Angeles	W	120-118	13,023	44-30
3/10	75	Baltimore	W	129-111	3,321	45-30
3/12	76	Baltimore	W	125-102	3,286	46-30
3/13	77	Los Angeles	L	109-112	7,947	46-31
3/14	78	at Los Angeles	W	111-95	11,076	47-31
3/16	79	Philadelphia	L	110-111	N/A	47-32
3/18	80	Philadelphia	W	89-85	4,962	48-32

SAN FRANCISCO WARRIORS

1964-65



BACK ROW (left to right): John Rudometkin, Tom Meschery, Nate Thurmond, Connie Dierking, McCoy McLemore, Cotton Nash, Bud Koper. FRONT ROW: Gary Phillips, Guy Rodgers, Assistant Coach George Lee, Head Coach Alex Hannum, Paul Neumann, Al Attles.

PLAYER	G	MIN	FGM	FGA	FG%	FTM	FTA	FT%	REB	AST	PF	DQ	PTS	PPG
Wilt Chamberlain	38	1743	636	1275	.499	208	500	.416	893	117	76	0	1480	38.9
Nate Thurmond	77	3173	519	1240	.419	235	357	.658	1395	157	232	3	1273	16.5
Guy Rodgers	79	2699	465	1225	.380	223	325	.686	323	565	256	4	1153	14.6
Tom Meschery	79	2408	361	917	.394	278	370	.751	655	106	279	6	1000	12.7
Paul Neumann (Tot)	76	2034	365	772	.473	234	303	.772	198	233	218	3	964	12.7
Paul Neumann (SF)	36	934	152	338	.450	86	119	.723	96	94	99	2	390	10.8
Al Attles	73	1733	254	662	.384	171	274	.624	239	205	242	7	679	9.3
Wayne Hightower	48	1037	136	396	.343	133	173	.769	247	38	143	1	405	8.4
McCoy McLemore	78	1731	244	725	.337	157	220	.714	488	81	224	6	645	8.3
Connie Dierking (Tot)	68	1294	218	538	.405	100	168	.595	435	72	165	4	536	7.9
Connie Dierking (SF)	30	565	97	227	.427	46	85	.541	196	30	64	1	240	8.0
Gary Phillips	73	1541	198	553	.358	120	199	.603	189	148	184	3	516	7.1
John Rudometkin (Tot)	23	376	52	154	.338	34	50	.680	99	16	54	0	138	6.0
John Rudometkin (SF)	22	354	49	146	.336	34	50	.680	92	16	49	0	132	6.0
George Lee	19	247	27	77	.351	38	52	.731	55	12	22	0	92	4.8
Bud Koper	54	631	106	241	.440	35	42	.833	61	43	59	1	247	4.6
Cotton Nash (SF)	20	190	33	88	.375	18	20	.900	48	9	27	0	84	4.2
Cotton Nash (Tot)	45	357	47	145	.324	43	52	.827	83	19	57	0	137	3.0
Barry Kramer	33	276	36	100	.360	30	44	.682	59	26	36	0	102	3.1
Gary Hill	9	88	10	35	.286	7	14	.500	15	6	10	0	27	3.0

NOTES

- Nate Thurmond grabbed a season-high 37 rebounds vs. Baltimore on 10/27/64.
- Thurmond finished third in the league in rebounding (18.5 rpg).
- Wilt Chamberlain was traded to Philadelphia on 1/15 for Connie Dierking, Paul Neumann, Lee Shaffer and cash.
- Warriors had the worst record in the NBA (17-63) and finished 32 games behind Los Angeles.

GAME-BY-GAME RESULTS RECORD 17-63



DATE	G	OPPONENT	W/L	SCORE	ATTENDANCE	RECORD
10/17	1	at Baltimore	L	101-121	4,926	0-1
10/18	2	at Cincinnati	L	108-117	4,550	0-2
10/21	3	at Detroit	L	104-108	5,643	0-3
10/23	4	Los Angeles	L	92-94	3,112	0-4
10/27	5	Baltimore at Oakland	W	101-90	1,119	1-4
10/31	6	Baltimore	L	98-102	3,249	1-5
11/4	7	St. Louis	L	104-105	2,912	1-6
11/6	8	New York	W	133-127 (2OT)	2,530	2-6
11/7	9	at Los Angeles	L	103-130	12,499	2-7
11/8	10	New York	W	130-121	1,723	3-7
11/10	11	at Philadelphia	W	110-99	4,291	4-7
11/11	12	at Boston	L	84-110	9,080	4-8
11/12	13	at Detroit	L	99-121	5,075	4-9
11/14	14	at St. Louis	L	94-108	7,692	4-10
11/15	15	at Cincinnati	W	122-106	4,710	5-10
11/17	16	Cincinnati	L	108-114	3,872	5-11
11/21	17	Cincinnati	L	104-111	4,091	5-12
11/22	18	Detroit	L	97-99	1,429	5-13
11/24	19	at New York	L	93-101	6,844	5-14
11/25	20	at Boston	L	118-122	9,022	5-15
11/26	21	at Philadelphia	L	117-128	3,877	5-16
11/28	22	Los Angeles	W	109-106	5,519	6-16
12/1	23	Baltimore	W	137-136 (2OT)	1,929	7-16
12/2	24	Baltimore at San Jose	L	114-120	2,104	7-17
12/4	25	Boston	W	112-85	5,912	8-17
12/5	26	Boston	L	81-105	5,117	8-18
12/8	27	St. Louis	L	93-113	1,227	8-19
12/11	28	Detroit	L	100-104	1,129	8-20
12/12	29	Detroit	W	124-107	1,232	9-20
12/14	30	Philadelphia at Pittsburgh	L	112-119	5,242	9-21
12/15	31	at New York	W	134-132 (OT)	15,342	10-21
12/16	32	at Boston	L	106-107	4,678	10-22
12/18	33	Philadelphia	W	117-111	2,030	11-22
12/20	34	Philadelphia	L	111-113	4,341	11-23
12/22	35	New York at Sacramento	L	118-124	2,654	11-24
12/26	36	at Los Angeles	L	122-129	14,522	11-25
12/28	37	at Cincinnati	L	108-113	7,546	11-26
12/29	38	at St. Louis	L	104-122	8,640	11-27
12/30	39	New York at Philadelphia	L	102-118	6,280	11-28
1/1	40	at New York	L	100-101	7,542	11-29
1/2	41	at Baltimore	L	103-129	3,721	11-30
1/3	42	at Baltimore	L	132-142	1,784	11-31
1/6	43	Philadelphia at Syracuse	L	102-121	3,147	11-32
1/8	44	Boston	L	91-94	5,913	11-33
1/15	45	New York	L	87-89	1,632	11-34
1/16	46	New York	L	89-102	1,739	11-35
1/21	47	at Philadelphia	L	102-111	6,140	11-36
1/22	48	at Boston	L	94-104	10,530	11-37
1/24	49	at Cincinnati	L	103-124	6,497	11-38
1/26	50	Cincinnati	L	107-115	2,739	11-39
1/28	51	Cincinnati	W	105-90	3,335	12-39
1/30	52	Los Angeles	L	99-108	4,898	12-40
1/31	53	at Los Angeles	L	94-96	11,057	12-41
2/2	54	at New York	L	102-113	10,003	12-42
2/3	55	at Detroit	L	106-111	3,429	12-43
2/5	56	Baltimore at College Park	W	120-112	4,500	13-43
2/6	57	at St. Louis	L	101-108	6,875	13-44
2/7	58	at St. Louis	L	103-126	6,511	13-45
2/9	59	Philadelphia at San Jose	L	114-132	2,752	13-46
2/11	60	Philadelphia at Oakland	W	106-100	5,279	14-46
2/12	61	at Los Angeles	L	95-114	10,082	14-47
2/13	62	Los Angeles	L	105-129	3,051	14-48
2/16	63	Detroit	L	106-114	1,168	14-49
2/18	64	Detroit at Oakland	L	106-107	1,298	14-50
2/20	65	Boston	L	108-114	4,304	14-51
2/22	66	St. Louis	L	97-107	1,357	14-52
2/24	67	St. Louis	L	103-111	2,815	14-53
2/26	68	Boston	L	112-130	3,362	14-54
2/28	69	at Baltimore	L	116-129 (OT)	3,582	14-55
3/2	70	at Cincinnati	L	105-121	2,262	14-56
3/3	71	at Detroit	L	107-110	2,302	14-57
3/4	72	Detroit at Ft. Wayne	W	115-110	741	15-57
3/6	73	Cincinnati	L	93-97	2,868	15-58
3/8	74	Baltimore	L	102-111	1,778	15-59
3/11	75	St. Louis	L	99-101	4,536	15-60
3/12	76	Los Angeles	L	93-115	4,291	15-61
3/14	77	at Boston	L	98-106	6,728	15-62
3/16	78	at Philadelphia	W	115-107	1,613	16-62
3/17	79	at St. Louis	L	94-101	4,895	16-63
3/20	80	at Los Angeles	W	112-98	8,216	17-63

SAN FRANCISCO WARRIORS 1965-66



BACK ROW: McCoy McLemore, Fred Hetzel, Nate Thurmond, Bud Olsen, Tom Meschery, Rick Barry, Coach Alex Hannum. FRONT ROW (left to right): Trainer Don Watkins, Gary Phillips, Guy Rodgers, Paul Neumann, Al Attles, Keith Erickson.

PLAYER	G	MIN	FGM	FGA	FG%	FTM	FTA	FT%	REB	AST	PF	DQ	PTS	PPG
Rick Barry	80	2990	745	1698	.439	569	660	.862	850	173	297	2	2059	25.7
Guy Rodgers	79	2902	586	1571	.373	296	407	.727	421	846	241	6	1468	18.6
Nate Thurmond	73	2891	454	1119	.406	280	428	.654	1312	111	223	7	1188	16.3
Paul Neumann	66	1729	343	817	.420	265	317	.836	208	184	174	0	951	14.4
Tom Meschery	80	2383	401	895	.448	224	293	.765	716	81	285	7	1026	12.8
Al Attles	79	2053	364	724	.503	154	252	.611	322	225	265	7	882	11.2
McCoy McLemore	80	1467	225	528	.426	142	191	.743	488	55	197	4	592	7.4
Fred Hetzel	56	722	160	401	.399	63	92	.685	290	27	121	2	383	6.8
Gary Phillips	67	867	106	303	.350	54	87	.621	134	113	97	0	266	5.4
Keith Erickson	64	646	95	267	.356	43	65	.662	162	38	91	1	233	3.6
Enoch Olsen (Tot)	59	602	81	193	.420	39	88	.443	192	20	81	1	201	3.4
Enoch Olsen (SF)	55	566	78	185	.422	38	85	.447	179	18	77	1	194	3.4
Wilbert Frazier	2	9	0	4	.000	1	2	.500	5	1	1	0	1	0.5

NOTES

- Rick Barry was selected NBA Rookie of the Year and named to the All-NBA First Team.
- Barry finished fourth in the league in scoring (25.7 ppg), and scored a season-high 57 points at New York on 12/14/65.
- Barry ranked second in the NBA in free throw percentage (.862 FT%) and 10th in rebounding (10.6 rpg).
- Nate Thurmond grabbed a Warriors West Coast record and career-high 42 rebounds on 11/9/65 vs. Detroit.
- Warriors climbed to fourth in the Western Division, 10 games behind Los Angeles.

GAME-BY-GAME RESULTS RECORD 35-45



DATE	G	OPPONENT	W/L	SCORE	ATTENDANCE	RECORD
10/15	1	Los Angeles	L	115-122	5,836	0-1
10/19	2	at Cincinnati	W	100-99	3,750	1-1
10/23	3	at Baltimore	W	123-108	3,265	2-1
10/29	4	New York	W	110-100	3,106	3-1
10/30	5	at Los Angeles	W	124-122	11,686	4-1
10/31	6	New York	L	103-104	2,311	4-2
11/3	7	at Cincinnati	L	108-122	3,389	4-3
11/4	8	Philadelphia at New York	W	121-119	16,881	5-3
11/5	9	at Philadelphia	L	115-133	4,764	5-4
11/6	10	Detroit	W	110-100	4,471	6-4
11/9	11	Detroit	W	107-102	2,436	7-4
11/11	12	Philadelphia at Boston	L	101-109	10,489	7-5
11/12	13	at Detroit	W	103-102	6,055	8-5
11/13	14	at St. Louis	L	113-138	6,218	8-6
11/15	15	Baltimore at San Jose	W	123-112	3,000	9-6
11/16	16	Boston	L	105-108	5,083	9-7
11/19	17	at Los Angeles	L	124-135	10,597	9-8
11/20	18	Los Angeles at Las Vegas	L	117-133	6,200	9-9
11/22	19	St. Louis at Memphis	W	112-108	7,501	10-9
11/23	20	at New York	W	112-108	12,003	11-9
11/25	21	at St. Louis	L	113-119	7,318	11-10
11/26	22	Philadelphia	L	120-132	6,133	11-11
11/27	23	Philadelphia	L	117-124	6,469	11-12
12/2	24	Cincinnati at Oakland	W	125-119	4,862	12-12
12/5	25	St. Louis at Omaha	L	99-113	4,011	12-13
12/8	26	at Detroit	L	113-115	2,348	12-14
12/9	27	Cincinnati at Dayton, Ohio	W	110-109	2,270	13-14
12/10	28	at Baltimore	L	127-145	2,687	13-15
12/11	29	at Boston	L	106-143	7,470	13-16
12/14	30	at New York	L	137-141	9,112	13-17
12/15	31	St. Louis at Oakland	W	128-113	3,115	14-17
12/17	32	St. Louis	L	102-103	2,817	14-18
12/18	33	Philadelphia	L	116-120 (OT)	4,872	14-19
12/19	34	at Los Angeles	L	120-132	8,720	14-20
12/20	35	Philadelphia	W	124-118	5,336	15-20
12/22	36	Detroit at Sacramento	W	114-104	3,042	16-20
12/25	37	at Cincinnati	L	113-119	6,762	16-21
12/26	38	at Philadelphia	L	107-121	4,412	16-22
12/28	39	Detroit at Toledo	W	120-107	2,190	17-22
12/29	40	at Baltimore	L	111-144	5,109	17-23
12/30	41	Boston at Providence	L	113-116	4,707	17-24
1/2	42	Detroit at Miami, Fla.	W	136-113	2,839	18-24
1/4	43	Baltimore at New York	W	122-111	7,220	19-24
1/5	44	New York at Baltimore	W	118-117	4,275	20-24
1/7	45	Boston	L	114-115	7,134	20-25
1/8	46	Boston	L	96-124	7,023	20-26
1/12	47	New York	W	122-114	1,186	21-26
1/14	48	Los Angeles	L	110-118	4,762	21-27
1/21	49	at Los Angeles	W	120-109	12,948	22-27
1/24	50	Cincinnati at Muncie, Ind.	L	112-135	5,601	22-28
1/25	51	at St. Louis	L	107-142	4,019	22-29
1/26	52	New York at Detroit	L	103-115	4,325	22-30
1/28	53	at St. Louis	W	114-104	5,185	23-30
1/29	54	Baltimore	W	108-95	3,148	24-30
1/31	55	Baltimore	W	131-118	3,824	25-30
2/1	56	Cincinnati	W	127-125	5,172	26-30
2/6	57	Cincinnati at Phoenix	L	116-117	10,120	26-31
2/7	58	Boston at Philadelphia	L	107-112	8,439	26-32
2/8	59	Detroit at New York	W	113-103	3,227	27-32
2/10	60	Boston at Providence	W	128-117	4,644	28-32
2/11	61	at Boston	L	96-99	8,168	28-33
2/12	62	at Baltimore	L	127-136	5,575	28-34
2/14	63	New York at Oakland	L	125-138	2,732	28-35
2/16	64	New York at San Jose	L	108-112	2,925	28-36
2/18	65	Boston	W	128-106	5,635	29-36
2/19	66	Philadelphia	L	119-123	6,221	29-37
2/22	67	Boston	L	108-116	6,448	29-38
2/25	68	Cincinnati	W	125-119	4,092	30-38
2/26	69	Cincinnati	L	103-112	4,627	30-39
3/1	70	at New York	W	114-112	10,008	31-39
3/2	71	at Detroit	L	118-131	1,865	31-40
3/3	72	at Philadelphia	L	125-135	3,466	31-41
3/5	73	Los Angeles	L	123-125	7,228	31-42
3/8	74	Baltimore at Eugene, Ore.	L	109-130	4,800	31-43
3/9	75	Baltimore at Seattle	W	125-115	4,126	32-43
3/13	76	Detroit at Oakland	W	121-119	3,113	33-43
3/15	77	St. Louis at San Jose	L	109-110	3,112	33-44
3/17	78	St. Louis	W	116-112	4,685	34-44
3/19	79	Los Angeles	W	125-119	6,871	35-44
3/20	80	at Los Angeles	L	112-124	10,517	35-45

SAN FRANCISCO WARRIORS 1966-67



BACK ROW (left to right): Assistant Coach George Lee, Trainer Don Watkins, Jim King, Jeff Mullins, Joe Ellis, Tom Meschery, Bob Warlick, Paul Neumann, Al Attles, Coach Bill Sharman. FRONT ROW: Rick Barry, Fred Hetzel, Nate Thurmond, Clyde Lee, Bud Olsen.

PLAYER	G	MIN	FGM	FGA	FG%	FTM	FTA	FT%	REB	AST	PF	DQ	PTS	PPG
Rick Barry	78	3175	1011	2240	.451	753	852	.884	714	282	258	1	2775	35.6
Nate Thurmond	65	2755	467	1068	.437	280	445	.629	1382	166	183	3	1214	18.7
Paul Neumann	78	2421	386	911	.424	312	390	.800	272	342	266	4	1084	13.9
Jeff Mullins	77	1835	421	919	.458	150	214	.701	388	226	195	5	992	12.9
Fred Hetzel	77	2123	373	932	.400	192	237	.810	639	111	228	3	938	12.2
George Lee	1	5	3	4	.750	6	7	.857	0	0	0	0	12	12.0
Jim King	67	1667	286	685	.418	174	221	.787	319	240	193	5	746	11.1
Tom Meschery	72	1846	293	706	.415	175	244	.717	549	94	264	8	761	10.6
Al Attles	69	1764	212	467	.454	88	151	.583	321	269	265	13	512	7.4
Clyde Lee	74	1247	205	503	.408	105	166	.633	551	77	168	5	515	7.0
Bud Olsen	40	348	75	167	.449	23	58	.397	103	32	51	1	173	4.3
Joe Ellis	41	333	67	164	.409	19	25	.760	112	27	45	0	153	3.7
Bob Warlick	12	65	15	52	.280	6	11	.545	20	10	4	0	36	3.0

Western Division Semifinals

Warriors win series 3-0

March 21	Los Angeles 108 at San Francisco 124
March 23	San Francisco 113 at Los Angeles 102
March 26	Los Angeles 115 at San Francisco 122

Western Division Finals

Warriors win series 4-2

March 30	St. Louis 115 at San Francisco 117
April 1	St. Louis 136 at San Francisco 143
April 5	San Francisco 109 at St. Louis 115
April 8	San Francisco 104 at St. Louis 109
April 10	St. Louis 102 at San Francisco 123
April 12	San Francisco 112 at St. Louis 107

NBA Finals

76ers win series 4-2

April 14	San Francisco 135 at Philadelphia 141 (OT)
April 16	San Francisco 95 at Philadelphia 126
April 18	Philadelphia 124 at San Francisco 130
April 20	Philadelphia 122 at San Francisco 108
April 23	San Francisco 117 at Philadelphia 109
April 24	Philadelphia 125 at San Francisco 122

NOTES

- Rick Barry led the NBA in scoring (35.6 ppg).
- Barry was named the MVP of the NBA All-Star Game after scoring 38 points.
- Barry was selected to the All-NBA First Team.
- Nate Thurmond ranked fourth in the league in rebounding (21.3 rpg).
- Warriors won the Western Division by five games.

GAME-BY-GAME RESULTS RECORD 44-37



WESTERN DIVISION CHAMPIONS

DATE	G	OPPONENT	W/L	SCORE	ATTENDANCE	RECORD
10/15	1	at Boston	L	113-121	13,909	0-1
10/18	2	at Chicago	L	116-119	4,200	0-2
10/20	3	Chicago at San Jose	W	121-111	3,102	1-2
10/21	4	Detroit	W	136-119	4,622	2-2
10/23	5	Detroit at Seattle	L	110-119	3,014	2-3
10/28	6	at Baltimore	W	105-104	3,945	3-3
10/29	7	at Cincinnati	W	127-115	6,021	4-3
11/1	8	at Chicago	W	137-121	3,668	5-3
11/3	9	at New York	L	108-123	17,398	5-4
11/4	10	at Philadelphia	L	129-134	8,245	5-5
11/5	11	at St. Louis	L	120-122	4,444	5-6
11/6	12	Baltimore	W	120-117	3,114	6-6
11/9	13	Baltimore	W	128-122	2,869	7-6
11/11	14	Los Angeles	W	132-93	7,203	8-6
11/13	15	Detroit	W	135-96	4,266	9-6
11/14	16	Detroit	W	115-104	2,633	10-6
11/19	17	at Los Angeles	W	144-109	12,781	11-6
11/21	18	St. Louis at Nashville	W	134-117	3,100	12-6
11/22	19	Baltimore at New York	L	117-125	16,995	12-7
11/23	20	Baltimore at Washington	W	120-110	4,002	13-7
11/24	21	at Philadelphia	L	123-140	6,604	13-8
11/26	22	Chicago	W	131-129	10,733	14-8
11/29	23	Chicago at Oakland	W	108-101	8,636	15-8
12/3	24	St. Louis	W	123-111	7,248	16-8
12/6	25	at New York	W	126-116	15,736	17-8
12/7	26	at Baltimore	L	106-116	2,816	17-9
12/8	27	St. Louis at Phoenix	W	124-106	5,496	18-9
12/9	28	at Los Angeles	W	119-118	9,613	19-9
12/10	29	Cincinnati	W	123-120 (OT)	6,893	20-9
12/13	30	Cincinnati	L	112-126	3,942	20-10
12/17	31	Boston	L	110-118	7,266	20-11
12/20	32	Los Angeles	W	130-107	4,890	21-11
12/22	33	Philadelphia	L	114-116	7,215	21-12
12/25	34	at Cincinnati	W	124-112	6,172	22-12
12/26	35	St. Louis at Memphis	L	111-120	5,286	22-13
12/28	36	at Baltimore	W	138-115	3,074	23-13
12/30	37	Cincinnati at Cleveland	W	107-102	7,853	24-13
1/3	38	Boston	L	121-126 (OT)	6,888	24-14
1/5	39	Los Angeles at Oakland	W	122-91	11,102	25-14
1/6	40	St. Louis	W	129-118	3,882	26-14
1/7	41	Boston	W	110-108	7,281	27-14
1/11	42	at Los Angeles	L	126-141	8,067	27-15
1/12	43	New York	W	127-123	3,283	28-15
1/13	44	New York at San Jose	L	117-119	3,128	28-16
1/14	45	at Detroit	W	136-121	7,559	29-16
1/15	46	at St. Louis	L	112-114	6,051	29-17
1/18	47	Chicago at Evansville	L	107-111	3,253	29-18
1/19	48	New York at Baltimore	W	123-102	4,266	30-18
1/20	49	St. Louis	W	142-115	4,635	31-18
1/24	50	Baltimore	W	146-125	2,982	32-18
1/27	51	Baltimore	W	143-116	7,863	33-18
1/29	52	at Cincinnati	L	118-121	9,612	33-19
1/30	53	Boston at Greensboro	L	108-121	7,168	33-20
1/31	54	Detroit at New York	W	108-106	15,078	34-20
2/2	55	Philadelphia at Oakland	W	137-120	13,299	35-20
2/3	56	at Los Angeles	L	80-129	13,978	35-21
2/4	57	Philadelphia at Oakland	L	127-140	13,502	36-22
2/5	58	at Chicago	W	142-141 (OT)	4,262	36-22
2/7	59	Philadelphia at Pittsburgh	L	123-126	8,676	36-23
2/10	60	at Boston	L	136-137 (2T)	11,066	36-24
2/11	61	at New York	L	122-125 (OT)	14,798	36-25
2/12	62	at Detroit	L	127-134	5,411	36-26
2/14	63	Boston at Oakland	W	128-122	12,262	37-26
2/16	64	Chicago at Fresno	W	125-124	4,113	38-26
2/18	65	Boston at Phoenix	W	130-124	10,180	39-26
2/21	66	Los Angeles at San Diego	W	136-133	12,339	40-26
2/24	67	Cincinnati	L	122-137	7,051	40-27
2/25	68	Cincinnati	L	116-129	7,111	40-28
2/28	69	at New York	L	123-127	15,355	40-29
3/1	70	at Boston	L	125-137	9,002	40-30
3/2	71	at Philadelphia	L	128-136	11,817	40-31
3/4	72	New York at Fresno	W	111-102	4,116	41-31
3/5	73	New York	L	103-115	6,713	41-32
3/10	74	St. Louis	L	105-111	5,102	41-33
3/11	75	Los Angeles	L	120-125	6,742	41-34
3/13	76	Detroit	W	135-109	3,091	42-34
3/14	77	Philadelphia	L	110-139	5,462	42-35
3/16	78	Philadelphia	W	145-131	4,986	43-35
3/17	79	at Chicago	L	117-120	6,345	43-36
3/18	80	at Cincinnati	L	112-127	6,045	43-37
3/19	81	at Detroit	W	135-127	6,612	44-37

SAN FRANCISCO WARRIORS 1967-68



BACK ROW (left to right): Coach Bill Sharman, Dave Lattin, Fred Hetzel, Nate Thurmond, Clyde Lee, Bill Turner, Rudy LaRusso, Assistant Coach George Lee, Trainer Dick D'Oliva. FRONT ROW: Bob Warlick, Joe Ellis, Jeff Mullins, Al Attles, Jim King, Bob Lewis.

PLAYER	G	MIN	FGM	FGA	FG%	FTM	FTA	FT%	REB	AST	PF	DQ	PTS	PPG
Rudy LaRusso	79	2819	602	1389	.433	522	661	.790	741	182	337	14	1726	21.8
Nate Thurmond	51	2222	382	929	.411	282	438	.644	1121	215	137	1	1046	20.5
Fred Hetzel	77	2394	533	1287	.414	395	474	.833	546	131	262	7	1461	19.0
Jeff Mullins	79	2805	610	1391	.439	273	344	.794	447	351	271	2	1493	18.9
Jim King	54	1743	340	800	.425	217	268	.810	243	226	172	1	897	16.6
Clyde Lee	82	2699	373	894	.417	229	335	.684	1141	135	331	10	975	11.9
Al Attles	67	1992	252	540	.467	150	216	.694	276	390	284	9	654	9.8
Bob Warlick	69	1320	257	610	.421	97	171	.567	264	159	164	1	611	8.9
Joe Ellis	51	624	111	302	.368	32	50	.640	195	37	83	2	254	5.0
Bob Lewis	41	342	59	151	.391	61	79	.772	56	41	40	0	179	4.4
Bill Turner	42	482	68	157	.433	36	60	.600	155	16	74	1	172	4.1
Dave Lattin	44	257	37	102	.363	23	33	.697	104	14	94	4	97	2.2
George Lee	10	106	8	35	.229	17	24	.708	27	4	16	0	33	3.3

Western Division Semifinals

Warriors win series 4-2

March 22	San Francisco 111 at St. Louis 106
March 23	San Francisco 103 at St. Louis 111
March 26	St. Louis 109 at San Francisco 124
March 29	St. Louis 107 at San Francisco 108
March 31	San Francisco 103 at St. Louis 129
April 2	St. Louis 106 at San Francisco 111

Western Division Finals

Lakers win series 4-0

April 5	San Francisco 105 at Los Angeles 133
April 10	San Francisco 112 at Los Angeles 115
April 11	Los Angeles 128 at San Francisco 124
April 13	Los Angeles 106 at San Francisco 100

NOTES

- Warriors finished third in the division, 13 games behind St. Louis.
- Warriors defeated St. Louis in Western Division Semifinals to advance to the Division Finals for second-straight year.
- Rick Barry left the Warriors prior to the season to play in the ABA for four seasons.
- Head Coach Bill Sharman also joined the ABA after the season.

GAME-BY-GAME RESULTS RECORD 43-39



DATE	G	OPPONENT	W/L	SCORE	ATTENDANCE	RECORD
10/13	1	Seattle	W	144-116	5,609	1-0
10/15	2	St. Louis	L	102-107	3,896	1-1
10/17	3	at New York	L	122-124	15,003	1-2
10/18	4	at Cincinnati	L	118-122	5,928	1-3
10/19	5	at Chicago	W	116-106	1,149	2-3
10/21	6	at St. Louis	L	110-115	5,112	2-4
10/22	7	San Diego	W	137-126	2,319	3-4
10/24	8	Cincinnati	W	116-106	2,411	4-4
10/27	9	Baltimore	W	124-111	3,692	5-4
10/29	10	Chicago	W	125-105	2,132	6-4
10/31	11	New York	W	108-103	2,263	7-4
11/1	12	at Detroit	W	137-132	3,198	8-4
11/4	13	at Philadelphia	L	110-117	10,218	8-5
11/7	14	Seattle	W	126-112	3,168	9-5
11/10	15	Philadelphia	W	123-104	8,219	10-5
11/11	16	at St. Louis	L	93-94	5,320	10-6
11/14	17	at Baltimore	W	129-123	1,985	11-6
11/15	18	at Boston	L	110-113	2,645	11-7
11/17	19	Chicago	W	111-109	3,189	12-7
11/19	20	at San Diego	W	142-124	2,343	13-7
11/21	21	Detroit	W	124-98	2,645	14-7
11/24	22	Los Angeles	W	122-121 (OT)	8,642	15-7
11/25	23	at Los Angeles	W	134-117	10,892	16-7
11/28	24	at Baltimore	W	117-110	1,926	17-7
11/29	25	at Philadelphia	W	113-95	5,768	18-7
12/1	26	St. Louis	W	124-101	10,672	19-7
12/2	27	at San Diego	L	103-127	3,748	19-8
12/5	28	Seattle	W	133-121	2,306	20-8
12/8	29	San Diego	L	107-137	3,201	20-9
12/9	30	Chicago	W	119-112	3,189	21-9
12/13	31	Chicago	L	104-109	2,388	21-10
12/15	32	at Baltimore	W	110-97	2,281	22-10
12/16	33	at St. Louis	L	110-117	5,816	22-11
12/17	34	at St. Louis	L	79-97	4,677	22-12
12/20	35	Detroit	W	113-109	7,577	23-12
12/22	36	San Diego	W	103-97	3,678	24-12
12/23	37	Seattle	W	131-124	3,862	25-12
12/24	38	at Seattle	W	127-113	6,226	26-12
12/26	39	at Boston	W	117-104	13,909	27-12
12/28	40	at Cincinnati	L	122-126	4,199	27-13
12/29	41	at Chicago	L	100-107	3,225	27-14
12/31	42	at Seattle	W	126-124	4,591	28-14
1/2	43	Los Angeles	W	119-118	3,271	29-14
1/4	44	St. Louis	L	98-106	6,303	29-15
1/6	45	Boston	W	107-101	11,061	30-15
1/9	46	Detroit	L	102-118	4,471	30-16
1/12	47	New York	W	121-117	5,498	31-16
1/15	48	at Boston	L	102-111	5,731	31-17
1/16	49	at Cincinnati	L	121-148	2,411	31-18
1/17	50	at Detroit	L	109-117	4,423	31-19
1/19	51	Philadelphia	W	131-120	10,946	32-19
1/20	52	at Los Angeles	L	122-152	11,085	32-20
1/26	53	Baltimore	L	110-125	4,532	32-21
1/28	54	at New York	L	130-133	14,812	32-22
1/30	55	at Chicago	W	123-119	3,383	33-22
2/1	56	at San Diego	W	128-114	3,272	34-22
2/2	57	San Diego	W	127-121	4,692	35-22
2/4	58	at Philadelphia	L	117-141	13,157	35-23
2/6	59	at Chicago	W	126-124 (OT)	2,354	36-23
2/8	60	Cincinnati	W	126-109	3,725	37-23
2/9	61	at Los Angeles	L	104-122	12,667	37-24
2/11	62	at Seattle	L	118-146	9,505	37-25
2/13	63	Philadelphia	L	105-112	4,779	37-26
2/15	64	at San Diego	W	134-114	2,582	38-26
2/16	65	Los Angeles	W	118-116	6,146	39-26
2/18	66	at Detroit	L	104-123	7,211	39-27
2/20	67	at New York	L	112-115 (OT)	19,500	39-28
2/21	68	at Baltimore	L	117-126	5,212	39-29
2/23	69	Boston	W	127-122	7,112	40-29
2/24	70	Cincinnati	W	127-114	4,942	41-29
2/27	71	at Philadelphia	L	107-127	5,333	41-30
2/28	72	at Boston	L	110-125	5,728	41-31
3/1	73	Cincinnati	L	101-122	4,760	41-32
3/2	74	Baltimore	W	117-109	6,172	42-32
3/5	75	St. Louis	L	117-134	4,709	42-33
3/9	76	Los Angeles	L	132-137 (OT)	6,277	42-34
3/10	77	at Seattle	W	118-112	5,536	43-34
3/12	78	Boston	L	121-124 (OT)	5,759	43-35
3/13	79	at Los Angeles	L	106-142	10,813	43-36
3/15	80	Detroit	L	118-122	4,661	43-37
3/17	81	New York	L	104-130	8,199	43-38
3/18	82	New York	L	118-123	3,509	43-39

SAN FRANCISCO WARRIORS 1968-69



STANDING (left to right): General Manager Bob Feerick, Clyde Lee, Head Coach George Lee, Bill Turner, Jeff Mullins, Trainer Dick D'Oliva. SEATED, BACK ROW: Player/Assistant Coach Al Attles, Bob Allen, Dale Schlueter, President Franklin Mieuli, Team Physician James Raggio, Nate Thurmond. SEATED, MIDDLE ROW: Joe Ellis, Jim King, Ron Williams. SEATED, FLOOR: Rudy LaRusso, Bob Lewis.

PLAYER	G	MIN	FGM	FGA	FG%	FTM	FTA	FT%	REB	AST	PF	DQ	PTS	PPG
Jeff Mullins	78	2916	697	1517	.459	381	452	.843	460	339	251	4	1775	22.8
Nate Thurmond	71	3208	571	1394	.410	382	621	.615	1402	253	171	0	1524	21.5
Rudy LaRusso	75	2782	553	1349	.410	444	559	.794	624	159	268	9	1550	20.7
Joe Ellis	74	1731	371	939	.395	147	201	.731	481	130	258	13	889	12.0
Clyde Lee	65	2237	268	674	.398	160	256	.625	897	82	225	1	696	10.7
Al Attles	51	1516	162	359	.451	95	149	.638	181	306	183	3	419	8.2
Bill Turner	79	1486	222	535	.415	175	230	.761	380	67	231	6	619	7.8
Ron Williams	75	1472	238	567	.420	109	142	.768	178	247	176	3	585	7.8
Jim King	46	1010	137	394	.348	78	108	.722	120	123	99	1	352	7.7
Dale Schlueter	31	559	68	157	.433	45	82	.549	216	30	81	3	181	5.8
Bob Lewis	62	756	113	290	.390	83	113	.735	114	76	117	0	309	5.0
Bob Allen	27	232	14	43	.326	20	36	.556	56	10	27	0	48	1.8

Western Division Semifinals

Lakers win series 4-2

March 26	San Francisco 99 at Los Angeles 94
March 28	San Francisco 107 at Los Angeles 101
March 31	Los Angeles 115 at San Francisco 98
April 2	Los Angeles 103 at San Francisco 88
April 4	San Francisco 98 at Los Angeles 103
April 5	Los Angeles 118 at San Francisco 78

NOTES

- George Lee was named head coach.
- Nate Thurmond ranked second in the NBA in rebounding (19.3 rpg).
- Thurmond was selected to the NBA All-Defensive First Team at center.
- Jeff Mullins scored a team season-high 42 points at Detroit on 1/29/69.
- Warriors finished third in the Western Division, 14 games behind Los Angeles.

GAME-BY-GAME RESULTS RECORD 41-41



DATE	G	OPPONENT	W/L	SCORE	ATTENDANCE	RECORD
10/18	1	San Diego	L	108-123	8,521	0-1
10/19	2	at Seattle	W	107-95	4,311	1-1
10/22	3	Phoenix	W	109-101	4,291	2-1
10/26	4	Baltimore	W	107-106	5,843	3-1
10/29	5	at New York	L	97-110	18,044	3-2
10/30	6	at Baltimore	L	110-112 (OT)	5,137	3-3
11/1	7	at Atlanta	L	105-109	3,512	3-4
11/2	8	at Milwaukee	L	101-102	8,910	3-5
11/4	9	at Phoenix	W	119-108	3,019	4-5
11/6	10	New York	W	94-93	2,982	5-5
11/8	11	at Detroit	L	118-122 (OT)	8,632	5-6
11/9	12	at Atlanta	L	106-113	3,726	5-7
11/12	13	Atlanta	W	123-108	2,403	6-7
11/15	14	Detroit	W	133-105	6,142	7-7
11/16	15	Los Angeles	L	112-119	8,514	7-8
11/19	16	at Chicago	W	121-109	1,640	8-8
11/20	17	at Cincinnati	L	107-113	2,557	8-9
11/22	18	at Los Angeles	W	100-98	11,693	9-9
11/23	19	Seattle	W	132-118	5,922	10-9
11/27	20	Chicago	L	106-119	3,217	10-10
11/29	21	Milwaukee	W	140-119	4,178	11-10
11/30	22	Milwaukee	L	101-107	5,474	11-11
12/1	23	at San Diego	L	105-116	3,573	11-12
12/3	24	Seattle	W	127-122	2,116	12-12
12/4	25	at Phoenix	L	97-126	2,387	12-13
12/6	26	at Seattle	L	100-109 (OT)	5,941	12-14
12/7	27	Seattle	L	107-115	3,754	12-15
12/10	28	Atlanta	L	100-111	2,319	12-16
12/11	29	Milwaukee at Madison	L	98-106	2,089	12-17
12/13	30	at Boston	W	108-98	11,089	13-17
12/14	31	at Philadelphia	L	91-137	4,763	13-18
12/17	32	at New York	L	99-114	9,056	13-19
12/18	33	at Baltimore	L	100-109	4,839	13-20
12/20	34	at Los Angeles	L	101-133	8,396	13-21
12/21	35	Philadelphia	W	109-94	2,941	14-21
12/23	36	at San Diego	W	125-95	4,881	15-21
12/26	37	Phoenix	W	119-118	4,916	16-21
12/28	38	at Detroit	L	102-131	3,236	16-22
12/30	39	at Chicago	L	97-103	1,425	16-23
1/1	40	Cincinnati at Cleveland	W	106-101	2,505	17-23
1/3	41	Boston	W	104-101	8,389	18-23
1/5	42	Boston	L	86-134	6,239	18-24
1/7	43	San Diego	L	108-113	2,917	18-25
1/11	44	New York	L	77-85	4,915	18-26
1/16	45	at Chicago	W	112-99	2,527	19-26
1/17	46	at Boston	L	99-102	8,228	19-27
1/19	47	at Philadelphia	W	98-97	9,614	20-27
1/21	48	Cincinnati	L	107-113 (OT)	3,381	20-28
1/24	49	San Diego	W	114-107	5,209	21-28
1/26	50	at Phoenix	W	117-93	2,452	22-28
1/28	51	at Cincinnati	W	107-100	2,827	23-28
1/29	52	at Detroit	W	133-126	3,226	24-28
1/30	53	Chicago	L	101-111	4,921	24-29
2/1	54	Los Angeles	L	101-106 (OT)	11,306	24-30
2/2	55	at Los Angeles	W	122-117 (3OT)	12,570	25-30
2/4	56	Seattle	L	111-116	2,145	25-31
2/8	57	Cincinnati	L	116-117	14,112	25-32
2/9	58	at Seattle	W	121-120	7,545	26-32
2/11	59	at Atlanta	W	92-87	4,858	27-32
2/12	60	at Baltimore	L	110-120	5,717	27-33
2/14	61	at Philadelphia	W	127-111	8,687	28-33
2/15	62	at New York	L	92-98	19,500	28-34
2/16	63	at Atlanta	W	113-106	3,505	29-34
2/18	64	Detroit	W	121-114	2,685	30-34
2/19	65	Philadelphia	W	134-117	3,279	31-34
2/20	66	at San Diego	W	128-118	6,258	32-34
2/22	67	Philadelphia	L	122-129	8,472	32-35
2/24	68	Chicago	L	108-119	1,942	32-36
2/25	69	Chicago	W	101-99	2,342	33-36
2/28	70	Cincinnati	W	131-115	4,144	34-36
3/1	71	Phoenix	L	118-119	3,580	34-37
3/2	72	at Los Angeles	L	92-107	10,147	34-38
3/4	73	Boston	W	99-95	7,133	35-38
3/5	74	Baltimore	W	114-107	3,912	36-38
3/7	75	Baltimore	W	135-130 (OT)	7,230	37-38
3/9	76	at Boston	L	89-138	13,555	37-39
3/10	77	at Milwaukee	W	123-106	10,281	38-39
3/12	78	Los Angeles	W	97-85	6,483	39-39
3/14	79	Detroit	W	114-110	4,404	40-39
3/18	80	Atlanta	L	115-128	3,702	40-40
3/21	81	Milwaukee	W	103-101	2,897	41-40
3/22	82	New York	L	90-117	6,887	41-41

SAN FRANCISCO WARRIORS 1969-70



TOP: Jerry Lucas, Dale Schlueter. FRONT: President Franklin Mieuli, Player/Coach Al Attles. SIDE (clockwise): P.R. Director Harry Jupiter, Clyde Lee, General Manager Bob Feerick, Joe Ellis, Bob Lewis, Bob Portman, Jeff Mullins, Nate Thurmond, Adrian Smith, Dave Gambee, Fritz Williams, Trainer Dick D'Oliva.

PLAYER	G	MIN	FGM	FGA	FG%	FTM	FTA	FT%	REB	AST	PF	DQ	PTS	PPG
Jeff Mullins	74	2861	656	1426	.460	320	378	.847	382	360	240	4	1632	22.1
Nate Thurmond	43	1919	341	824	.414	261	346	.754	762	150	110	1	943	21.9
Jim King	3	105	19	46	.413	11	14	.786	16	10	8	0	49	16.3
Joe Ellis	76	2380	501	1223	.410	200	270	.741	594	139	281	13	1202	15.8
Jerry Lucas (SF)	63	2302	387	764	.507	195	248	.786	906	166	159	2	969	15.4
Jerry Lucas (Tot)	67	2420	405	799	.507	200	255	.784	951	173	166	2	1010	15.1
Ron Williams	80	2435	452	1046	.432	277	337	.822	190	424	287	7	1181	14.8
Clyde Lee	82	2641	362	822	.440	178	300	.593	929	80	263	5	902	11.0
Bill Turner	3	75	9	17	.529	5	10	.500	14	1	7	0	23	7.7
Dave Gambee	73	951	185	464	.399	156	186	.839	244	55	172	0	526	7.2
Bobby Lewis	73	1353	213	557	.382	100	152	.658	157	194	170	0	526	7.2
Bob Portman	60	813	177	398	.445	66	85	.776	224	28	77	0	420	7.0
Adrian Smith (SF)	45	634	93	268	.347	100	110	.909	49	87	66	0	286	6.4
Adrian Smith (Tot)	77	1087	153	416	.368	152	170	.894	82	133	122	0	458	5.9
Al Attles	45	676	78	202	.386	75	113	.664	74	142	103	0	231	5.1
Dale Schlueter	63	685	82	167	.491	60	97	.619	231	25	108	0	224	3.6

NOTES

- Alvin Attles was named player/coach with 30 games remaining on 1/27/70.
- Jeff Mullins finished 12th in the NBA in scoring (22.1 ppg).
- Warriors traded Jim King and Bill Turner to Cincinnati in exchange for Jerry Lucas on 10/25/69.
- Lucas averaged 15.4 points and 14.3 rebounds per game in 63 appearances.
- Nate Thurmond missed 39 games due to injury.
- Warriors finished in sixth place, 18 games behind Atlanta.

GAME-BY-GAME RESULTS RECORD 30-52



DATE	G	OPPONENT	W/L	SCORE	ATTENDANCE	RECORD
10/18	1	San Diego	L	124-125 (OT)	4,591	0-1
10/22	2	at Atlanta	W	94-93	3,192	1-1
10/23	3	at New York	W	112-109	13,449	2-1
10/25	4	Milwaukee	W	118-104	7,168	3-1
10/29	5	Chicago	L	87-101	4,406	3-2
11/1	6	Cincinnati	W	120-97	7,851	4-2
11/4	7	at Baltimore	L	105-124	5,091	4-3
11/6	8	at Cincinnati	W	130-109	3,365	5-3
11/7	9	at Boston	W	111-110	8,627	6-3
11/8	10	at Atlanta	L	93-106	4,130	6-4
11/10	11	San Diego at Salt Lake	L	99-100	7,423	6-5
11/11	12	New York	L	103-116	10,851	6-6
11/14	13	Atlanta	L	109-120	6,728	6-7
11/15	14	at Chicago	L	105-124	7,068	6-8
11/16	15	at Milwaukee	L	123-129 (OT)	7,542	6-9
11/18	16	Milwaukee	W	127-110	5,708	7-9
11/21	17	Boston	W	118-115	5,525	8-9
11/22	18	Los Angeles	L	98-106	6,321	8-10
11/25	19	at Seattle	W	114-106	4,001	9-10
11/26	20	at San Diego	W	126-125 (OT)	11,161	10-10
11/27	21	Baltimore	L	116-118	3,775	10-11
11/28	22	at Los Angeles	W	114-108	12,687	11-11
12/2	23	Detroit	W	116-109	2,871	12-11
12/3	24	Detroit	L	102-106	2,778	12-12
12/5	25	San Diego	W	112-107	5,314	13-12
12/9	26	Atlanta at Salt Lake	L	115-117	3,623	13-13
12/11	27	Chicago at Kansas City	L	104-110	3,382	13-14
12/12	28	at Milwaukee	L	109-123	7,793	13-15
12/13	29	at Detroit	W	104-97	6,306	14-15
12/16	30	Seattle	W	125-119	3,889	15-15
12/19	31	at San Diego	L	111-119	5,336	15-16
12/20	32	Philadelphia	L	109-122	3,984	15-17
12/23	33	Seattle	W	119-115	3,481	16-17
12/25	34	at Cincinnati	W	124-120 (OT)	4,548	17-17
12/26	35	at Philadelphia	L	121-141	8,995	17-18
12/27	36	at Baltimore	L	112-147	4,663	17-19
12/28	37	Philadelphia at Syracuse	L	112-138	5,031	17-20
12/30	38	Los Angeles	W	105-100	7,151	18-20
1/1	39	at Los Angeles	L	95-125	14,369	18-21
1/3	40	Chicago	W	116-102	3,841	19-21
1/5	41	Detroit	W	118-102	1,751	20-21
1/7	42	New York	L	94-99	7,216	20-22
1/8	43	at San Diego	L	103-120	4,371	20-23
1/9	44	New York	L	93-123	7,304	20-24
1/13	45	at Detroit	L	102-115	1,806	20-25
1/14	46	at Atlanta	W	103-101	4,083	21-25
1/16	47	at Philadelphia	L	105-127	11,751	21-26
1/18	48	at Milwaukee	L	107-123	9,188	21-27
1/22	49	Los Angeles at Houston	L	108-122	21,619	21-28
1/23	50	at Phoenix	W	138-132	12,024	22-28
1/24	51	Phoenix	L	99-109	6,466	22-29
1/26	52	Atlanta	L	104-131	10,612	22-30
1/29	53	at Seattle	L	101-105	4,010	22-31
1/30	54	Phoenix	W	125-116	6,308	23-31
2/1	55	at Boston	W	123-105	4,084	24-31
2/3	56	at New York	L	98-118	17,480	24-32
2/5	57	at Chicago	W	127-105	9,213	25-32
2/6	58	at Phoenix	L	117-122	9,599	25-33
2/7	59	Philadelphia	L	111-115	9,146	25-34
2/10	60	Atlanta	W	113-104	3,486	26-34
2/11	61	Los Angeles	L	115-125	5,362	26-35
2/13	62	Cincinnati	L	110-128	4,632	26-36
2/14	63	San Diego	L	123-141	4,652	26-37
2/16	64	Boston at Salt Lake	L	114-117	5,481	26-38
2/18	65	Milwaukee	L	102-109	5,807	26-39
2/21	66	Boston	W	116-111	4,106	27-39
2/22	67	at Seattle	L	127-131	11,564	27-40
2/24	68	at Seattle	L	122-130	4,802	27-41
2/25	69	Chicago	L	104-112	2,160	27-42
2/27	70	Seattle	L	99-107	4,604	27-43
3/1	71	at Detroit	L	99-116	3,689	27-44
3/3	72	at New York	L	100-115	18,361	27-45
3/4	73	at Boston	L	110-115	4,078	27-46
3/6	74	Phoenix	W	107-97	4,316	28-46
3/7	75	Cincinnati	L	119-121	6,128	28-47
3/10	76	at Los Angeles	L	104-106	10,732	28-48
3/11	77	Baltimore	W	115-112 (2OT)	3,330	29-48
3/13	78	Baltimore	L	108-114	5,861	29-49
3/17	79	at Phoenix	L	121-133	9,486	29-50
3/20	80	at Cincinnati	W	118-111	8,416	30-50
3/21	81	at Baltimore	L	123-127	5,798	30-51
3/22	82	at Philadelphia	L	112-132	9,339	30-52

SAN FRANCISCO WARRIORS 1970-71



FRONT (left to right): Bob Portman, Nate Thurmond, Fritz Williams, Trainer Dick D'Oliva, Jeff Mullins. SECOND ROW: Joe Ellis, Adrian Smith, Bill Turner, Player/Coach Al Attles, Clyde Lee. THIRD ROW: Levi Fontaine, Jerry Lucas. TOP ROW: Ralph Ogden, Nick Jones.

PLAYER	G	MIN	FGM	FGA	FG%	FTM	FTA	FT%	REB	AST	PF	DQ	PTS	PPG
Jeff Mullins	75	2909	630	1308	.482	302	358	.844	341	332	246	5	1562	20.8
Nate Thurmond	82	3351	623	1401	.445	395	541	.730	1128	257	192	1	1641	20.0
Jerry Lucas	80	3251	623	1250	.498	289	367	.787	1255	293	197	0	1535	19.2
Ron Williams	82	2809	426	977	.436	331	392	.844	244	480	301	9	1183	14.4
Joe Ellis	80	2275	356	898	.396	151	203	.744	511	161	287	6	863	10.8
Bob Portman	68	1395	221	483	.458	77	106	.726	321	67	130	0	519	7.6
Nick Jones	81	1183	225	523	.430	111	151	.735	110	113	192	2	561	6.9
Clyde Lee	82	1392	194	428	.453	111	199	.558	570	63	137	0	499	6.1
Adrian Smith	21	247	38	89	.427	35	41	.854	24	30	24	0	111	5.3
Levi Fontaine	35	210	53	145	.366	28	37	.757	15	22	127	0	134	3.8
Bill Turner	18	200	26	82	.317	13	20	.650	42	8	24	0	65	3.6
Al Attles	34	321	22	54	.407	24	41	.585	40	58	59	2	68	2.0
Ralph Ogden	32	162	17	71	.239	8	12	.667	32	9	17	0	42	1.3

Western Conference Semifinals

Bucks win series 4-1

March 27 Milwaukee 107 at San Francisco 96
March 29 San Francisco 90 vs. Milwaukee at Madison 104
March 30 San Francisco 102 vs. Milwaukee at Madison 114
April 1 Milwaukee 104 at San Francisco 106
April 4 San Francisco 86 vs. Milwaukee at Madison 136

NOTES


- Alvin Attles, who appeared in 34 games as a player, completed his first full season as head coach.
- Nate Thurmond appeared in all 82 games and led the team in total points (1,641).
- Thurmond was selected to the NBA All-Defensive First Team at center.
- Jerry Lucas led the club in rebounding (15.8) and ranked fifth overall in the NBA.
- Warriors finished second in the Pacific Division, seven games behind Los Angeles.

GAME-BY-GAME RESULTS RECORD 41-41



DATE	G	OPPONENT	W/L	SCORE	ATTENDANCE	RECORD
10/16	1	Detroit	L	106-120	2,574	0-1
10/17	2	Cleveland	W	128-108	4,894	1-1
10/20	3	at Baltimore	W	125-105	2,733	2-1
10/21	4	at Atlanta	L	100-102	4,416	2-2
10/22	5	at New York	L	92-95	16,244	2-3
10/24	6	Portland	W	118-115	3,741	3-3
10/28	7	Philadelphia	L	108-111	2,889	3-4
10/30	8	Chicago	L	98-101	2,281	3-5
11/2	9	New York	L	99-111	5,821	3-6
11/4	10	Baltimore	W	111-100	2,591	4-6
11/6	11	at Portland	W	110-103	5,597	5-6
11/7	12	San Diego	W	114-112	3,461	6-6
11/10	13	Cleveland	W	109-74	2,061	7-6
11/12	14	Cincinnati	L	107-121	2,388	7-7
11/13	15	at San Diego	W	107-102	4,164	8-7
11/16	16	at Milwaukee	L	100-119	10,247	8-8
11/17	17	at Chicago	W	111-105	12,080	9-8
11/18	18	at Boston	W	90-89	3,853	10-8
11/20	19	Buffalo	W	123-108	3,212	11-8
11/21	20	Milwaukee	L	102-127	8,204	11-9
11/24	21	at Philadelphia	W	104-96	3,128	12-9
11/25	22	at Cleveland	W	108-99	2,360	13-9
11/27	23	at Seattle	L	96-101	10,044	13-10
11/28	24	Los Angeles	W	92-88	9,261	14-10
12/1	25	Atlanta	W	113-106	7,229	15-10
12/4	26	at Los Angeles	L	101-123	14,148	15-11
12/5	27	Phoenix	L	100-105	5,481	15-12
12/7	28	Cincinnati at Omaha	L	113-124	2,765	15-13
12/8	29	at Chicago	L	87-98	7,986	15-14
12/9	30	at Detroit	W	110-99	4,194	16-14
12/11	31	at Philadelphia	W	102-101	6,048	17-14
12/12	32	at Baltimore	L	96-119	5,452	17-15
12/13	33	New York at St. Louis	W	101-94	12,482	18-15
12/15	34	at Phoenix	W	129-123	5,901	19-15
12/16	35	Seattle	W	108-91	2,218	20-15
12/18	36	Portland at San Diego	W	122-118	7,683	21-15
12/19	37	Philadelphia	L	99-108	5,746	21-16
12/22	38	Boston	L	108-138	7,199	21-17
12/26	39	at Milwaukee	L	111-131	10,746	21-18
12/28	40	at Atlanta	W	115-104	5,499	22-18
12/30	41	at New York	L	103-111	19,500	22-19
12/31	42	at Boston	W	144-106	9,610	23-19
1/2	43	Phoenix	L	116-122 (OT)	3,812	23-20
1/3	44	at Phoenix	L	81-102	6,196	23-21
1/5	45	at Philadelphia	L	92-97	5,364	23-22
1/6	46	at Buffalo	L	108-115	2,787	23-23
1/8	47	at San Diego	W	120-117	7,213	24-23
1/9	48	San Diego	W	109-103	5,236	25-23
1/16	49	New York	W	102-93	11,681	26-23
1/19	50	Cincinnati	W	116-108	2,816	27-23
1/22	51	at Los Angeles	L	110-130	15,766	27-24
1/23	52	Chicago	L	83-87	3,213	27-25
1/26	53	at Baltimore	L	98-103	3,603	27-26
1/27	54	at Detroit	W	129-112	4,487	28-26
1/29	55	Buffalo	W	106-100	2,314	29-26
1/30	56	Los Angeles	W	87-85	11,945	30-26
2/2	57	Atlanta	W	101-99	5,459	31-26
2/4	58	at Phoenix	W	117-105	6,711	32-26
2/5	59	at Portland	L	117-123	5,628	32-27
2/6	60	Milwaukee	L	85-111	13,298	32-28
2/7	61	at Los Angeles	L	104-119	14,774	32-29
2/10	62	Seattle	W	133-122	2,913	33-29
2/11	63	at San Diego	L	111-119	4,522	33-30
2/12	64	Cincinnati	W	133-119	4,799	34-30
2/14	65	at Seattle	L	101-146	10,529	34-31
2/17	66	Boston	L	99-129	4,240	34-32
2/19	67	San Diego	L	103-109	4,089	34-33
2/20	68	Milwaukee	L	96-104	9,145	34-34
2/22	69	at Buffalo	W	109-91	3,117	35-34
2/23	70	at Milwaukee	L	107-118	10,746	35-35
2/24	71	at Detroit	W	117-115	4,409	36-35
2/27	72	Los Angeles	L	107-112	10,589	36-36
3/3	73	Atlanta	L	105-109	7,341	36-37
3/5	74	Chicago at San Diego	L	103-130	10,138	36-38
3/6	75	Baltimore	W	109-103	10,388	37-38
3/9	76	Boston	L	112-134	3,622	37-39
3/12	77	Seattle	W	111-98	5,122	38-39
3/13	78	Detroit	W	116-107	4,287	39-39
3/16	79	at Cleveland	L	103-108	2,436	39-40
3/17	80	at Cincinnati	W	110-92	5,064	40-40
3/18	81	at Chicago	W	91-85	10,303	41-40
3/21	82	at Seattle	L	106-119	7,634	41-41

GOLDEN STATE WARRIORS 1971-72



BACK ROW (left to right): Trainer Dick D'Oliva, Bill Turner, Nick Jones, Bob Portman, Cazzie Russell, Jim Barnett, Odis Allison. FRONT ROW: Vic Bartolome, Ron Williams, Clyde Lee, Nate Thurmond, Jeff Mullins, Joe Ellis, Head Coach Al Attles.

PLAYER	G	MIN	FGM	FGA	FG%	FTM	FTA	FT%	REB	AST	PF	DQ	PTS	PPG
Jeff Mullins	80	3214	685	1466	.467	350	441	.794	444	471	260	5	1720	21.5
Cazzie Russell	79	2902	689	1514	.455	315	378	.833	428	248	176	0	1693	21.4
Nate Thurmond	78	3362	628	1454	.532	417	561	.743	1252	230	214	1	1673	21.4
Jim Barnett	80	2200	374	915	.409	244	292	.836	250	309	189	0	992	12.4
Ron Williams	80	1932	291	614	.474	195	234	.833	147	308	232	1	777	9.7
Joe Ellis	78	1462	280	681	.411	95	132	.720	389	97	224	4	655	8.4
Clyde Lee	78	2674	256	544	.471	120	222	.541	1132	85	244	4	632	8.1
Bob Portman	61	553	89	221	.403	53	60	.883	133	26	69	0	231	3.8
Nick Jones	65	478	82	196	.418	51	61	.836	39	45	109	0	215	3.3
Bill Turner	62	597	71	181	.392	40	53	.755	131	22	67	1	182	2.9
Odis Allison	36	166	17	78	.218	33	61	.541	45	10	34	0	67	1.9
Vic Bartolome	38	165	15	59	.254	4	5	.800	60	3	22	0	34	0.9

Western Conference Semifinals

Bucks win series 4-1

March 28	Golden State 117 at Milwaukee 106
March 30	Golden State 93 at Milwaukee 118
April 1	Milwaukee 122 at Golden State 94
April 4	Milwaukee 106 at Golden State 99
April 6	Golden State 100 at Milwaukee 108

NOTES

- Warriors moved permanently across the Bay to the Oakland Coliseum Arena and changed their name to the Golden State Warriors.
- Traded Jerry Lucas to New York for Cazzie Russell prior to the start of the season.
- Nate Thurmond averaged 21.4 points and 16.1 rebounds per game.
- Thurmond ranked fourth in the NBA in rebounding (16.1 rpg) and was named to the NBA All-Defensive Second Team.
- Cazzie Russell scored a team season-high-tying 43 points vs. Baltimore on 11/2/71.
- Jeff Mullins also scored a team season-high-tying 43 points at Chicago on 1/24/72.
- Warriors improved to 51-31, finishing second in the Pacific Division, 18 games behind the Lakers.

GAME-BY-GAME RESULTS RECORD 51-31



DATE	G	OPPONENT	W/L	SCORE	ATTENDANCE	RECORD
10/15	1	at Boston	W	97-75	9,097	1-0
10/16	2	at Baltimore	L	93-108	5,990	1-1
10/19	3	at New York	L	84-93	17,766	1-2
10/20	4	at Cleveland	W	115-98	2,552	2-2
10/23	5	Detroit	W	115-109 (OT)	6,292	3-2
10/26	6	Buffalo	L	89-91	2,339	3-3
10/29	7	Chicago at San Diego	W	99-83	4,126	4-3
10/30	8	Cincinnati	W	116-113	3,178	5-3
10/31	9	at Los Angeles	W	109-105	11,303	6-3
11/2	10	Baltimore	W	106-91	3,310	7-3
11/4	11	Seattle	W	98-96	5,814	8-3
11/6	12	Los Angeles	L	89-105	10,625	8-4
11/7	13	at Seattle	W	109-102	13,197	9-4
11/9	14	Houston	W	115-99	2,691	10-4
11/11	15	at New York	W	112-103	19,588	11-4
11/12	16	at Atlanta	L	104-106	3,547	11-5
11/13	17	at Cincinnati	L	101-110	4,058	11-6
11/16	18	at Detroit	W	122-101	4,574	12-6
11/18	19	Portland	W	115-105	3,346	13-6
11/20	20	Milwaukee	W	107-100	13,502	14-6
11/21	21	Houston at San Diego	L	96-115	6,297	14-7
11/25	22	Philadelphia	L	111-112	4,346	14-8
11/26	23	at Chicago	L	89-121	16,141	14-9
11/27	24	at Buffalo	W	110-91	8,322	15-9
11/30	25	at Milwaukee	W	106-103	9,838	16-9
12/3	26	at Portland	L	107-115	7,440	16-10
12/4	27	Phoenix	L	92-128	5,491	16-11
12/5	28	at Phoenix	L	87-120	6,886	16-12
12/7	29	Atlanta at San Diego	L	113-116	4,933	16-13
12/9	30	Los Angeles	L	111-124	8,892	16-14
12/10	31	at Seattle	L	94-105	12,928	16-15
12/16	32	Philadelphia	W	113-93	2,818	17-15
12/17	33	at Los Angeles	L	99-129	15,552	17-16
12/18	34	Detroit	W	120-102	5,381	18-16
12/21	35	New York	L	87-113	7,185	18-17
12/25	36	at New York	L	89-114	19,588	18-18
12/27	37	at Boston	L	97-99	13,697	18-19
12/29	38	at Cincinnati	W	107-102	8,543	19-19
12/30	39	at Detroit	W	128-122	5,487	20-19
1/4	40	Buffalo	W	112-86	1,369	21-19
1/6	41	Portland	W	119-115	2,493	22-19
1/8	42	Boston	W	128-106	11,016	23-19
1/9	43	at Houston	W	113-112	3,128	24-19
1/11	44	Cleveland	W	101-92	2,012	25-19
1/14	45	New York at San Diego	W	115-111	6,304	26-19
1/15	46	Baltimore	W	105-95	5,274	27-19
1/21	47	at Atlanta	W	113-111	5,566	28-19
1/22	48	at Philadelphia	W	113-106	11,917	29-19
1/24	49	at Chicago	L	105-110	11,496	29-20
1/25	50	at Cleveland	W	117-111	9,979	30-20
1/27	51	Chicago	W	108-107	6,531	31-20
1/28	52	at Portland	W	105-102	6,241	32-20
1/29	53	Phoenix	W	111-100	6,488	33-20
2/1	54	Milwaukee at San Diego	L	97-108	9,018	33-21
2/3	55	Atlanta	W	132-115	7,584	34-21
2/4	56	at Phoenix	L	105-113	8,486	34-22
2/5	57	Los Angeles	L	96-108	13,502	34-23
2/8	58	Baltimore	W	111-107	4,431	35-23
2/10	59	Philadelphia	W	121-112	4,886	36-23
2/12	60	at Milwaukee	L	100-123	10,746	36-24
2/13	61	at Chicago	W	107-88	15,048	37-24
2/15	62	at Buffalo	W	103-100	4,378	38-24
2/18	63	at Seattle	L	108-110	13,097	38-25
2/19	64	Boston	W	115-111	10,184	39-25
2/22	65	Seattle	W	120-104	7,063	40-25
2/24	66	Detroit	W	116-106	3,307	41-25
2/26	67	Chicago	L	106-107	8,207	41-26
2/27	68	at Houston	W	117-104	3,940	42-26
2/29	69	Cincinnati	W	128-120	5,670	43-26
3/3	70	Houston at San Diego	W	108-107	6,264	44-26
3/4	71	Seattle	W	114-96	13,502	45-26
3/7	72	Cleveland	W	119-112	3,266	46-26
3/10	73	at Houston	W	119-116	3,047	47-26
3/12	74	at Cincinnati	L	106-117	2,416	47-27
3/14	75	at Boston	L	110-124	7,114	47-28
3/16	76	Portland	W	107-94	6,157	48-28
3/17	77	at Portland	L	109-114	6,265	48-29
3/18	78	Phoenix	W	134-116	9,399	49-29
3/19	79	at Los Angeles	L	99-162	17,505	49-30
3/22	80	at Baltimore	W	121-101	3,890	50-30
3/24	81	at Atlanta	L	102-118	5,435	50-31
3/25	82	at Philadelphia	W	116-115	8,188	51-31

GOLDEN STATE WARRIORS 1972-73



BACK ROW (left to right): Captain Jim Barnett, Jeff Mullins, Mahdi Abdul-Rahman, Bob Portman, Charles Johnson, Ron Williams. FRONT: Cazzie Russell, Clyde Lee, Rick Barry, Coach Alvin Attles, Nate Thurmond, Joe Ellis, George Johnson, Trainer Dick D'Oliva.

PLAYER	G	MIN	FGM	FGA	FG%	FTM	FTA	FT%	REB	AST	PF	DQ	PTS	PPG
Rick Barry	82	3075	737	1630	.452	358	397	.902	728	399	245	2	1832	22.3
Jeff Mullins	81	3005	651	1321	.493	143	172	.831	363	337	201	2	1445	17.8
Nate Thurmond	79	3419	517	1159	.446	315	439	.718	1349	280	240	2	1349	17.1
Cazzie Russell	80	2429	541	1182	.458	172	199	.864	350	187	171	0	1254	15.7
Jim Barnett	82	2215	394	844	.467	183	217	.843	255	301	150	1	971	11.8
Joe Ellis	74	1054	199	487	.409	69	93	.742	282	88	143	2	467	6.3
Clyde Lee	66	1476	170	365	.464	74	131	.565	598	34	183	5	414	6.3
Ron Williams	73	1016	180	409	.440	75	83	.904	81	114	108	0	435	6.0
Charles Johnson	70	887	171	400	.428	33	46	.717	132	118	105	0	375	5.4
M. Abdul-Rahman (Tot)	55	763	107	256	.418	47	57	.825	88	129	110	1	261	4.7
M. Abdul-Rahman (GS)	46	629	82	196	.418	44	51	.863	78	112	91	1	208	4.5
Bob Portman	32	176	32	70	.457	20	26	.769	51	7	16	0	84	2.6
George T. Johnson	56	349	41	100	.410	7	17	.412	138	8	40	0	89	1.6

Western Conference Semifinals

Warriors win series 4-2

March 30	Golden State 90 at Milwaukee 110
April 1	Golden State 95 at Milwaukee 92
April 5	Milwaukee 113 at Golden State 93
April 7	Milwaukee 97 at Golden State 102
April 10	Golden State 100 at Milwaukee 97
April 13	Milwaukee 86 at Golden State 100

Western Conference Finals

Lakers win series 4-1

April 17	Golden State 99 at Los Angeles 101
April 19	Golden State 93 at Los Angeles 104
April 21	Los Angeles 126 at Golden State 70
April 23	Los Angeles 109 at Golden State 117
April 25	Golden State 118 at Los Angeles 128

NOTES


- Rick Barry returned from a four-year hiatus in the ABA.
- Barry led the league in free throw percentage (.902 FT%) and was named to the All-NBA Second Team.
- Nate Thurmond ranked second in the league in rebounding (17.1 rpg) and was selected to the NBA All-Defensive Second Team.
- Warriors finished second in the Pacific Division, 13 games behind Los Angeles.

GAME-BY-GAME RESULTS RECORD 47-35



DATE	G	OPPONENT	W/L	SCORE	ATTENDANCE	RECORD
10/14	1	Milwaukee	L	77-81	9,926	0-1
10/16	2	Baltimore	W	97-96	2,052	1-1
10/20	3	at Seattle	W	101-92	10,950	2-1
10/21	4	at Portland	W	104-97	8,001	3-1
10/26	5	Chicago	L	93-94	5,361	3-2
10/27	6	at Los Angeles	W	119-91	15,413	4-2
10/28	7	Atlanta	W	122-107	5,188	5-2
10/31	8	Detroit	W	112-104	2,139	6-2
11/2	9	Portland	W	118-104	2,616	7-2
11/4	10	New York	W	127-104	12,807	8-2
11/7	11	at Buffalo	W	105-91	8,073	9-2
11/8	12	at Boston	L	111-128	7,571	9-3
11/10	13	at Detroit	L	96-121	6,584	9-4
11/11	14	at New York	W	103-102 (OT)	19,694	10-4
11/14	15	at Atlanta	W	114-105	5,580	11-4
11/16	16	Philadelphia	W	128-106	3,648	12-4
11/17	17	at Portland	L	97-105	10,985	12-5
11/18	18	Buffalo	W	120-92	4,404	13-5
11/22	19	at Houston	L	104-132	3,312	13-6
11/24	20	at Chicago	L	96-100	14,103	13-7
11/25	21	at K.C.-Omaha	W	133-114	7,822	14-7
11/28	22	Phoenix	W	110-102	5,043	15-7
12/1	23	at Phoenix	L	106-115	8,067	15-8
12/2	24	Los Angeles	L	103-112	12,663	15-9
12/5	25	Houston	W	108-101	3,354	16-9
12/8	26	at Milwaukee	L	91-124	9,764	16-10
12/10	27	at Cleveland	W	103-100	3,641	17-10
12/13	28	at Detroit	W	110-107	5,003	18-10
12/15	29	at Buffalo	W	129-95	7,561	19-10
12/16	30	Baltimore at Colleege Park	L	99-105	10,357	19-11
12/19	31	Boston	W	115-112	12,905	20-11
12/23	32	Chicago	W	127-109	4,111	21-11
12/26	33	Seattle	L	95-97	3,605	21-12
12/28	34	Cleveland	W	118-105	4,426	22-12
12/30	35	K.C.-Omaha	W	113-107	6,183	23-12
1/2	36	Los Angeles	W	112-106	8,127	24-12
1/4	37	Portland	W	108-83	2,293	25-12
1/5	38	at Seattle	W	128-96	9,087	26-12
1/6	39	Philadelphia	W	111-79	3,136	27-12
1/9	40	Detroit	W	105-98	4,345	28-12
1/11	41	at K.C.-Omaha	L	108-109	4,422	28-13
1/12	42	at Phoenix	W	108-107	12,103	29-13
1/13	43	Phoenix	L	110-116	8,484	29-14
1/16	44	Cleveland	L	98-100	2,713	29-15
1/17	45	Houston at San Antonio	W	123-117	3,710	30-15
1/19	46	at Chicago	W	115-80	12,108	31-15
1/21	47	at Milwaukee	L	108-124	10,746	31-16
1/25	48	K.C.-Omaha	W	129-115	6,115	32-16
1/26	49	at Los Angeles	L	84-100	17,505	32-17
1/27	50	Los Angeles	L	107-122	12,905	32-18
1/29	51	at New York	L	84-97	19,694	32-19
1/30	52	Baltimore	L	86-104	6,717	32-20
1/31	53	at Philadelphia	W	131-115	4,615	33-20
2/1	54	at K.C.-Omaha	L	96-98	6,931	33-21
2/3	55	Seattle	W	123-101	3,261	34-21
2/8	56	Portland	W	123-111	3,672	35-21
2/10	57	at Milwaukee	L	108-135	10,746	35-22
2/11	58	at Chicago	W	101-96	13,151	36-22
2/13	59	at Cleveland	W	103-90	3,217	37-22
2/15	60	Baltimore	L	94-96	11,022	37-23
2/16	61	at Seattle	L	108-114 (OT)	9,080	37-24
2/17	62	Boston	L	106-110	9,133	37-25
2/20	63	Atlanta	W	118-115	5,856	38-25
2/23	64	at Los Angeles	W	111-106	17,505	39-25
2/24	65	Milwaukee	W	102-93	9,970	40-25
2/27	66	at Detroit	L	100-114	4,039	40-26
2/28	67	at Boston	L	111-118	11,727	40-27
3/2	68	K.C.-Omaha	W	117-112	8,047	41-27
3/3	69	Chicago	L	116-117	4,968	41-28
3/6	70	Detroit	W	108-93	3,581	42-28
3/10	71	at Atlanta	L	113-117	9,265	42-29
3/11	72	Philadelphia at Pittsburgh	W	97-93	3,426	43-29
3/13	73	at Portland	W	109-101	7,182	44-29
3/15	74	Houston	W	141-125	4,997	45-29
3/16	75	at Seattle	L	106-116	10,512	45-30
3/17	76	New York	L	108-117	9,113	45-31
3/20	77	Seattle	W	114-106	2,992	46-31
3/22	78	Milwaukee	L	98-108	6,256	46-32
3/23	79	at Phoenix	L	124-125	8,197	46-33
3/24	80	Buffalo	W	106-101	2,917	47-33
3/26	81	Phoenix	L	114-120	3,677	47-34
3/28	82	Los Angeles	L	89-96	8,605	47-35

GOLDEN STATE WARRIORS 1973-74



BACK ROW (left to right): Charles Johnson, Butch Beard, Cazzie Russell, Joe Ellis, Jeff Mullins, Jim Barnett, Trainer Dick D'Oliva. FRONT: George Johnson, Rick Barry, Clyde Lee, Coach Alvin Attles, President Franklin Mieuli, Nate Thurmond, Derrek Dickey.

PLAYER	G	MIN	FGM	FGA	FG%	FTM	FTA	FT%	OFF	DEF	TOT	AST	PF	DQ	STL	BLK	PTS	PPG	HI
Barry	80	2918	796	1746	.456	417	464	.899	103	437	540	484	265	4	169	40	2009	25.1	64
Russell	82	2574	738	1531	.482	208	249	.835	142	211	353	192	194	1	54	17	1684	20.5	49
Mullins	77	2498	541	1144	.473	168	192	.875	86	190	276	305	214	2	69	22	1250	16.2	32
Thurmond	62	2463	308	694	.444	191	287	.666	249	629	878	165	179	4	41	179	807	13.0	31
Barnett	77	1689	350	755	.464	184	226	.814	76	146	222	209	146	1	56	11	884	11.5	30
Beard	79	2134	316	617	.512	173	234	.739	136	253	389	300	241	11	105	9	805	10.2	30
C. Johnson	59	1051	194	468	.415	38	55	.691	49	126	175	102	111	1	62	7	426	7.2	20
G. Johnson	66	1291	173	358	.483	59	107	.551	190	332	522	73	176	3	35	124	405	6.1	23
Lee	54	1642	129	284	.454	62	107	.579	188	410	598	68	179	3	27	17	320	5.9	14
Dickey	66	930	115	233	.494	51	66	.773	123	216	339	54	112	1	17	15	281	4.3	17
Ellis	50	515	61	190	.321	18	31	.581	37	85	122	37	76	2	33	9	140	2.8	17

NOTES

- Rick Barry was selected to the All-NBA First Team and ranked fifth in the league in scoring (25.1 ppg).
- Barry finished second in the league in free throw percentage (.899 FT%), fifth in steals (2.11 spg) and eighth in assists (6.1 apg).
- Barry scored a career-high 64 points vs. Portland on 3/26/74.
- Warriors finished second in the Pacific Division, three games behind Los Angeles.

GAME-BY-GAME RESULTS RECORD 44-38



DATE	G	OPPONENT	W/L	SCORE	ATTENDANCE	RECORD
10/13	1	Milwaukee	L	85-97	6,596	0-1
10/14	2	at Phoenix	W	120-95	7,030	1-1
10/17	3	at Milwaukee	L	95-109	9,189	1-2
10/20	4	K.C.-Omaha	W	100-81	4,224	2-2
10/23	5	Phoenix	W	121-109	3,007	3-2
10/26	6	at Seattle	W	117-110	10,906	4-2
10/27	7	Atlanta	L	116-125	5,073	4-3
11/2	8	at Boston	L	105-108	10,077	4-4
11/3	9	at Buffalo	W	124-121 (OT)	8,644	5-4
11/4	10	at K.C.-Omaha	W	92-91	4,205	6-4
11/8	11	Chicago	L	111-112	4,268	6-5
11/10	12	Buffalo	W	128-105	5,431	7-5
11/13	13	Cleveland	W	128-115	2,194	8-5
11/17	14	Philadelphia	L	106-109	3,822	8-6
11/20	15	at Milwaukee	W	108-105	9,975	9-6
11/22	16	at Atlanta	W	101-99	6,154	10-6
11/23	17	Philadelphia at Hershey	W	111-106	2,548	11-6
11/24	18	at New York	W	107-99	19,694	12-6
11/27	19	at Chicago	L	117-123	5,840	12-7
11/29	20	Portland	W	119-89	4,313	13-7
12/1	21	K.C.-Omaha	W	120-108	9,023	14-7
12/4	22	Detroit	L	93-112	4,407	14-8
12/5	23	at Phoenix	L	97-103	5,553	14-9
12/8	24	Los Angeles	W	135-111	9,203	15-9
12/11	25	Houston	W	114-107	2,668	16-9
12/14	26	at Portland	L	101-109	6,440	16-10
12/15	27	Capital	L	93-106	6,217	16-11
12/18	28	Boston	L	106-125	12,591	16-12
12/21	29	at Detroit	L	104-107	3,809	16-13
12/22	30	at Chicago	L	86-110	5,952	16-14
12/23	31	at K.C.-Omaha	L	93-101	5,388	16-15
12/27	32	Portland	L	117-118	4,693	16-16
12/29	33	Los Angeles	W	102-100	7,579	17-16
12/30	34	at Seattle	L	92-96	14,078	17-17
1/1	35	Chicago	L	80-91	3,761	17-18
1/4	36	at Los Angeles	L	111-114	14,379	17-19
1/5	37	Houston	W	108-106	6,989	18-19
1/6	38	at Portland	L	105-106	6,989	18-20
1/8	39	at Houston	W	104-92	2,473	19-20
1/10	40	Seattle	W	125-89	3,032	20-20
1/12	41	New York	L	80-96	10,670	20-21
1/17	42	Phoenix	W	127-120	3,011	21-21
1/19	43	at Capital	L	90-117	16,112	21-22
1/20	44	at Boston	W	123-102	13,886	22-22
1/22	45	Capital	W	99-97	4,023	23-22
1/26	46	Cleveland	W	106-93	4,687	24-22
1/29	47	at Buffalo	W	128-121	6,341	25-22
1/30	48	at Atlanta	W	129-122	8,696	26-22
1/31	49	at Houston	W	109-108	3,021	27-22
2/2	50	Milwaukee	W	120-91	11,606	28-22
2/5	51	Seattle	W	129-113	4,197	29-22
2/7	52	Detroit	L	86-110	8,816	29-23
2/9	53	K.C.-Omaha	L	120-121	5,597	29-24
2/10	54	at Phoenix	W	121-105	5,111	30-24
2/12	55	Boston	L	102-107	10,126	30-25
2/14	56	Atlanta	W	121-105	6,326	31-25
2/16	57	at New York	L	107-117	19,964	31-26
2/17	58	at Chicago	W	108-105	17,211	32-26
2/19	59	at Cleveland	W	104-98	2,996	33-26
2/20	60	at K.C.-Omaha	L	97-116	4,743	33-27
2/21	61	at Cleveland	W	122-103	1,641	34-27
2/23	62	Philadelphia	W	125-106	5,708	35-27
2/26	63	Phoenix	W	120-100	3,234	36-27
2/28	64	Portland	W	129-109	3,157	37-27
3/2	65	Chicago	W	103-88	11,017	38-27
3/3	66	at Los Angeles	L	104-108	17,505	38-28
3/5	67	Detroit	L	93-95	5,563	38-29
3/7	68	at Milwaukee	W	97-95	10,317	39-29
3/8	69	at Philadelphia	W	106-96	4,741	40-29
3/10	70	at Capital	L	107-117	13,886	40-30
3/11	71	at Detroit	W	120-108	5,175	41-30
3/12	72	at Detroit	L	108-113	9,748	41-31
3/14	73	New York	L	95-107	9,178	41-32
3/15	74	at Los Angeles	W	112-107	17,505	42-32
3/16	75	Los Angeles	W	135-105	13,123	43-32
3/19	76	Milwaukee	L	100-111	11,363	43-33
3/20	77	at Seattle	L	107-110	10,657	43-34
3/21	78	Buffalo	L	102-115	9,175	43-35
3/23	79	Seattle	L	137-139	7,570	43-36
3/24	80	at Phoenix	L	121-134	7,011	43-37
3/26	81	Portland	W	143-120	3,462	44-37
3/27	82	at Portland	L	122-132	9,173	44-38

GOLDEN STATE WARRIORS 1974-75

HISTORY



BACK ROW (left to right): Assistant General Manager Hal Childs, Charles Dudley, Bill Bridges, Clifford Ray, George Johnson, Derrek Dickey, Keith Wilkes, Steve Bracey, Director of Player Personnel Bob Feerick, General Manager Dick Vertlieb. FRONT ROW (left to right): Charles Johnson, Jeff Mullins, Assistant Coach Joe Roberts, Head Coach Al Attles, President Franklin Mieuli, Rick Barry, Butch Beard, Phil Smith, Trainer Dick D'Oliva.

PLAYER	G	MIN	FGM	FGA	FG%	FTM	FTA	FT%	OFF	DEF	TOT	AST	PF	DQ	STL	BLK	PTS	PPG	HI
Barry	80	3535	1028	2217	.464	394	436	.904	92	364	456	492	225	0	228	33	2450	30.6	55
Wilkes	82	2515	502	1135	.442	160	218	.734	203	468	671	183	222	0	107	22	1164	14.2	31
Beard	82	2521	408	773	.528	232	279	.832	116	200	316	345	297	9	132	11	1048	12.8	29
C. Johnson	79	2171	394	957	.412	75	102	.735	134	177	311	233	204	2	138	8	863	10.9	25
Ray	82	2519	299	473	.522	171	284	.602	259	611	870	178	305	9	95	116	769	9.4	20
Mullins	66	1141	234	514	.455	71	87	.816	46	77	123	153	123	0	57	14	539	8.2	24
Smith	74	1055	221	464	.476	127	158	.804	41	89	140	135	141	0	62	0	569	7.7	26
Dickey	80	1859	274	569	.482	66	99	.667	190	360	550	125	199	0	52	19	614	7.7	20
G. Johnson	82	1439	152	319	.476	60	91	.659	217	357	574	67	206	1	32	136	364	4.4	16
Dudley	67	756	102	217	.470	70	97	.722	61	84	145	103	105	1	40	2	274	4.1	15
Kendrick	24	121	31	77	.403	18	22	.818	19	17	36	6	22	0	11	3	80	3.3	10
Bracey	42	340	54	130	.415	25	38	.658	10	28	38	52	41	0	14	1	133	3.2	13
Bridges (Tot)	32	415	35	93	.376	17	34	.500	64	70	134	31	65	1	11	5	87	2.7	15
Bridges (GS)	15	108	15	36	.417	1	4	.250	18	22	40	4	19	0	4	0	31	2.1	8

Western Conference Semifinals

Warriors win series 4-2

April 14	Seattle 96 at Golden State 123
April 16	Seattle 100 at Golden State 99
April 17	Golden State 105 at Seattle 96
April 19	Golden State 94 at Seattle 111
April 22	Seattle 100 at Golden State 124
April 24	Golden State 105 at Seattle 96

Western Conference Finals

Warriors win series 4-3

April 27	Chicago 89 at Golden State 107
April 30	Golden State 89 at Chicago 90
May 4	Golden State 101 at Chicago 108
May 6	Chicago 106 at Golden State 111
May 8	Chicago 89 at Golden State 79
May 11	Golden State 86 at Chicago 72
May 14	Chicago 79 at Golden State 83

NBA Finals

Warriors win series 4-0

May 18	Golden State 101 at Washington 95
May 20	Washington 91 at Golden State 92 (in S.F. at Cow Palace)
May 23	Washington 101 at Golden State 109 (in S.F. at Cow Palace)
May 25	Golden State 96 at Washington 95

NOTES

- The Warriors capture the NBA title, their first championship in West Coast history.
- Nate Thurmond was traded to the Chicago Bulls for Clifford Ray, a 1975 first-round draft choice and cash on 9/3/74.
- Keith Wilkes earned NBA Rookie of the Year honors.
- Rick Barry led the NBA in free throw percentage (.904 FT%).
- Barry scored a team season-high 55 points vs. Philadelphia on 1/23/75.
- Barry was selected as the MVP of the NBA Championship Series.
- Beard, C. Johnson, Ray, Barry and Wilkes were the starting five in the final championship game.

GAME-BY-GAME RESULTS RECORD 48-34



NBA CHAMPIONS

DATE	G	OPPONENT	W/L	SCORE	ATTENDANCE	RECORD
10/18	1	at Los Angeles	L	90-105	12,772	0-1
10/19	2	Cleveland	W	113-110	4,402	1-1
10/22	3	Portland	L	106-107	5,717	1-2
10/25	4	at Portland	W	99-97	10,954	2-2
10/26	5	Detroit	W	105-104	5,436	3-2
10/29	6	Buffalo	W	130-101	4,221	4-2
11/1	7	at Seattle	W	99-88	12,777	5-2
11/2	8	Milwaukee	W	99-90	7,570	6-2
11/3	9	at Portland	W	109-100	10,494	7-2
11/7	10	Seattle	L	93-104	5,391	7-3
11/9	11	New York	W	97-93	9,556	8-3
11/10	12	at Los Angeles	W	106-103	11,328	9-3
11/12	13	Atlanta	W	128-111	4,970	10-3
11/16	14	Philadelphia	L	102-106	8,345	10-4
11/17	15	at Phoenix	W	106-105	7,820	11-4
11/19	16	at Buffalo	L	106-111	8,529	11-5
11/20	17	Boston at Providence	W	120-115	8,509	12-5
11/21	18	at Cleveland	L	74-106	5,811	12-6
11/23	19	at Detroit	W	110-98	6,902	13-6
11/26	20	Houston	W	144-124	6,015	14-6
11/30	21	Los Angeles	W	128-118	12,576	15-6
12/3	22	New Orleans	W	122-101	5,081	16-6
12/5	23	at Phoenix	L	106-108 (20T)	6,053	16-7
12/7	24	Seattle	W	132-96	12,608	17-7
12/10	25	at Houston	L	97-111	2,146	17-8
12/11	26	at New Orleans	L	103-106	3,731	17-9
12/12	27	at Atlanta	W	129-109	3,475	18-9
12/14	28	at Washington	L	91-99	10,346	18-10
12/17	29	at New York	W	126-108	19,097	19-10
12/20	30	at Philadelphia	W	94-93	6,292	20-10
12/21	31	at K.C.-Omaha	L	84-107	5,668	20-11
12/23	32	Phoenix	W	111-94	5,240	21-11
12/26	33	Portland	W	112-101	10,983	22-11
12/28	34	Boston	L	105-115	12,787	22-12
12/30	35	K.C.-Omaha	W	110-102	7,374	23-12
1/4	36	Washington	W	104-96	12,787	24-12
1/7	37	New Orleans	W	136-94	4,164	25-12
1/9	38	New York	W	132-96	12,392	26-12
1/10	39	at Seattle	W	119-94	14,055	27-12
1/11	40	Chicago	L	105-114	12,787	27-13
1/16	41	at Milwaukee	L	100-119	10,089	27-14
1/17	42	at Buffalo	L	116-121	13,727	27-15
1/18	43	at Washington	L	101-125	19,035	27-16
1/21	44	Los Angeles	W	138-108	7,847	28-16
1/23	45	Philadelphia	W	108-100	7,070	29-16
1/25	46	Portland	W	114-109 (0T)	12,732	30-16
1/26	47	at Portland	L	113-128	10,231	30-17
1/29	48	at Detroit	L	90-93	9,538	30-18
1/31	49	at Chicago	L	103-127	13,208	30-19
2/2	50	at K.C.-Omaha	L	101-127	9,365	30-20
2/4	51	at Houston	W	107-105	3,173	31-20
2/6	52	Washington	L	97-98	12,878	31-21
2/8	53	Phoenix	W	105-96	8,961	32-21
2/11	54	Houston	L	108-112 (0T)	5,775	32-22
2/13	55	at Cleveland	L	94-96	9,062	32-23
2/14	56	at Chicago	L	87-105	10,126	32-24
2/15	57	at Philadelphia	W	108-101	5,695	33-24
2/18	58	at New York	L	98-99	19,674	33-25
2/20	59	Atlanta	W	108-102	5,570	34-25
2/21	60	at Los Angeles	W	105-93	11,950	35-25
2/22	61	Boston	W	114-108	12,878	36-25
2/25	62	Phoenix	L	97-111	8,550	36-26
2/28	63	at Phoenix	L	96-102	9,511	36-27
3/1	64	Cleveland	W	110-95	7,632	37-27
3/2	65	at Portland	L	86-122	10,212	37-28
3/4	66	Chicago	W	117-102	9,079	38-28
3/6	67	at Atlanta	L	106-110	2,625	38-29
3/7	68	at New Orleans	L	107-110	6,218	38-30
3/9	69	at Boston	W	102-101	15,320	39-30
3/11	70	at Milwaukee	W	107-90	10,687	40-30
3/13	71	Buffalo	L	103-122	12,787	40-31
3/15	72	Seattle	W	120-84	9,594	41-31
3/16	73	at Los Angeles	L	95-111	11,019	41-32
3/18	74	Phoenix	W	133-103	6,795	42-32
3/20	75	Portland	W	97-95	5,141	43-32
3/22	76	Milwaukee	W	133-117	12,787	44-32
3/25	77	Los Angeles	W	139-122	7,806	45-32
3/27	78	K.C.-Omaha	W	111-103	12,787	46-32
3/28	79	at Seattle	L	92-96	14,082	46-33
3/29	80	Detroit	W	115-112	12,787	47-33
4/4	81	at Phoenix	W	128-99	6,867	48-33
4/5	82	Seattle	L	108-109	11,064	48-34

GOLDEN STATE WARRIORS 1975-76



BACK ROW (left to right): Assistant General Manager Hal Childs, Trainer Dick D'Oliva, Jamaal Wilkes, Derrek Dickey, George Johnson, Clifford Ray, Dwight Davis, General Manager Dick Vertlieb. FRONT ROW: Gus Williams, Robert Hawkins, Jeff Mullins, Assistant Coach Joe Roberts, Head Coach Al Attles, Rick Barry, Phil Smith, Charles Dudley, Charles Johnson.

PLAYER	G	MIN	FGM	FGA	FG%	FTM	FTA	FT%	OFF	DEF	TOT	AST	PF	DQ	STL	BLK	PTS	PPG	HI
Barry	81	3122	707	1624	.435	287	311	.923	74	422	496	496	215	1	202	27	1701	21.0	41
Smith	82	2793	659	1389	.477	323	410	.788	133	243	376	362	223	0	108	18	1641	20.0	51
Wilkes	82	2716	617	1334	.453	227	294	.772	193	527	720	167	222	0	102	31	1461	17.8	34
Williams	77	1728	365	853	.428	173	233	.742	62	97	159	240	143	2	140	26	903	11.7	27
C. Johnson	81	1549	342	732	.467	60	79	.759	77	125	202	122	178	1	100	7	744	9.2	26
Ray	82	2184	212	404	.525	140	230	.609	270	506	776	149	247	2	78	83	564	6.9	20
Dickey	79	1207	220	473	.465	62	79	.785	114	235	349	83	141	1	26	11	502	6.4	20
Dudley	82	1456	182	345	.528	157	245	.641	112	157	269	239	170	0	77	2	521	6.4	18
G. Johnson	82	1745	165	341	.484	70	104	.673	200	427	627	82	275	6	51	174	400	4.9	16
Mullins	29	311	58	120	.483	23	29	.793	12	20	32	39	36	0	14	1	139	4.8	18
Davis	72	866	111	269	.413	78	113	.690	86	139	225	46	141	0	20	28	300	4.2	12
Hawkins	32	153	53	104	.510	20	31	.645	16	14	30	16	31	0	10	8	126	3.9	15

Western Conference Semifinals

Warriors win series 4-2

April 20	Detroit 103 at Golden State 127
April 22	Detroit 123 at Golden State 111
April 24	Golden State 113 at Detroit 96
April 26	Golden State 102 at Detroit 106
April 28	Detroit 109 at Golden State 128
April 30	Golden State 118 at Detroit 116 (OT)

Western Conference Finals

Suns win series 4-3

May 2	Phoenix 103 at Golden State 128
May 5	Phoenix 108 at Golden State 101
May 7	Golden State 99 at Phoenix 91
May 9	Golden State 129 at Phoenix 133 (2OT)
May 12	Phoenix 95 at Golden State 111
May 14	Golden State 104 at Phoenix 105
May 16	Phoenix 94 at Golden State 86

NOTES


- Warriors compiled the best record in the NBA during the regular season (59-23).
- Rick Barry was named to the All-NBA First Team.
- Barry led the league in free throw percentage (.923 FT%) and ranked fourth in steals (2.49 spg), fifth in assists (6.1 apg) and 10th in scoring (21.0 ppg).
- Phil Smith was named to the All-NBA Second Team at guard.
- Smith scored a career and team season-high 51 points vs. Phoenix on 1/8/76.
- Jamaal Wilkes and Phil Smith were selected to the NBA All-Defensive Second Team.

GAME-BY-GAME RESULTS RECORD 59-23



DATE	G	OPPONENT	W/L	SCORE	ATTENDANCE	RECORD
10/23	1	at Cleveland	W	89-83	14,631	1-0
10/25	2	at Buffalo	L	92-104	11,201	1-1
10/28	3	at New York	W	111-94	17,186	2-1
10/29	4	at Boston	L	106-115	10,060	2-2
11/1	5	Washington	W	100-89	12,787	3-2
11/6	6	New York	W	111-96	11,575	4-2
11/8	7	Los Angeles	W	114-106	12,787	5-2
11/11	8	Cleveland	W	103-98	7,735	6-2
11/13	9	Chicago	W	98-87	8,585	7-2
11/15	10	Kansas City	W	123-92	12,787	8-2
11/16	11	at Seattle	L	98-102	14,096	8-3
11/18	12	at New Orleans	W	112-104	12,258	9-3
11/19	13	at Atlanta	L	98-104	8,660	9-4
11/22	14	at Washington	W	111-71	19,035	10-4
11/25	15	at Philadelphia	L	108-109	15,235	10-5
11/27	16	at Milwaukee	W	106-105	10,413	11-5
11/29	17	Phoenix	W	112-100	12,787	12-5
12/2	18	at Phoenix	L	98-115	5,179	12-6
12/6	19	Seattle	W	104-94	12,677	13-6
12/7	20	at Seattle	W	115-106	14,096	14-6
12/9	21	Detroit	W	129-124	10,087	15-6
12/11	22	Portland	W	101-89	10,601	16-6
12/14	23	at Kansas City	W	115-105	4,946	17-6
12/16	24	at Chicago	W	91-87	6,673	18-6
12/17	25	at Detroit	W	113-102	7,635	19-6
12/20	26	Milwaukee	W	124-87	10,358	20-6
12/21	27	at Portland	W	108-102	8,838	21-6
12/23	28	New Orleans	W	105-97	9,486	22-6
12/27	29	Houston	L	110-113	12,787	22-7
12/28	30	at Portland	L	92-96	10,880	22-8
12/30	31	Boston	W	133-101	12,787	23-8
1/2	32	at Los Angeles	W	113-105	15,590	24-8
1/3	33	Los Angeles	W	130-99	12,787	25-8
1/4	34	at Seattle	L	85-97	13,669	25-9
1/7	35	at Phoenix	W	114-110	6,696	26-9
1/8	36	Phoenix	W	129-113	9,807	27-9
1/10	37	New York	W	117-87	12,787	28-9
1/13	38	Buffalo	W	127-101	12,787	29-9
1/16	39	at Houston	W	128-103	8,436	30-9
1/17	40	at Atlanta	L	91-97	9,570	30-10
1/20	41	at Kansas City	W	116-103	7,129	31-10
1/22	42	Los Angeles	W	129-105	12,787	32-10
1/24	43	Portland	L	123-125 (OT)	12,787	32-11
1/26	44	at Milwaukee	W	115-104	10,938	33-11
1/27	45	at Chicago	L	103-110	7,576	33-12
1/29	46	Philadelphia	W	123-114	12,787	34-12
1/31	47	Milwaukee	W	90-88 (OT)	11,004	35-12
2/1	48	Washington	L	99-101	12,283	35-13
2/6	49	at Phoenix	L	111-118	7,187	35-14
2/7	50	Seattle	W	127-100	12,787	36-14
2/8	51	at Portland	W	109-105	12,482	37-14
2/10	52	New Orleans	L	124-130 (OT)	11,881	37-15
2/12	53	Atlanta	W	113-104	12,787	38-15
2/14	54	Detroit	W	106-105 (OT)	12,787	39-15
2/17	55	at New York	W	104-96	18,667	40-15
2/18	56	at Kansas City	L	91-103	8,173	40-16
2/21	57	Boston	W	100-94	12,878	41-16
2/22	58	Philadelphia	W	94-93	12,878	42-16
2/27	59	at Philadelphia	W	121-114	16,193	43-16
2/29	60	Boston	L	101-119	15,320	43-17
3/2	61	at Buffalo	W	100-93	10,029	44-17
3/4	62	Chicago	W	124-110	11,430	45-17
3/5	63	at Los Angeles	L	99-106	13,795	45-18
3/6	64	Cleveland	W	117-106	12,787	46-18
3/9	65	at Detroit	W	112-108	7,043	47-18
3/11	66	at Cleveland	L	99-110	19,821	47-19
3/13	67	at Houston	W	111-97	12,586	48-19
3/14	68	at New Orleans	L	103-118	14,568	48-20
3/16	69	Detroit	W	110-101	11,169	49-20
3/18	70	Buffalo	W	110-109	12,787	50-20
3/20	71	Milwaukee	W	120-106	12,787	51-20
3/23	72	Atlanta	W	118-100	12,787	52-20
3/25	73	Houston	L	104-123	11,437	52-21
3/27	74	Los Angeles	W	113-97	12,787	53-21
3/28	75	Kansas City	W	134-117	12,035	54-21
3/30	76	at Chicago	W	94-84	6,115	55-21
3/31	77	at Washington	W	95-88	17,078	56-21
4/3	78	Seattle	W	130-115	12,787	57-21
4/4	79	at Los Angeles	L	111-118	13,174	57-22
4/6	80	Phoenix	W	111-106 (OT)	11,809	58-22
4/8	81	Portland	W	121-106	12,787	59-22
4/9	82	at Seattle	L	103-119	14,096	59-23

GOLDEN STATE WARRIORS 1976-77



BACK ROW (left to right): Head Coach Al Attles, Dwight Davis, Clifford Ray, Robert Parish, Larry McNeil, Derrek Dickey, Jamaal Wilkes, Assistant Coach Joe Roberts. FRONT ROW: Trainer Dick D'Oliva, Gus Williams, Marshall Rogers, Phil Smith, Rick Barry, Sonny Parker, Charles Dudley, Charles Johnson, Assistant to the President Scotty Stirling.

PLAYER	G	MIN	FGM	FGA	FG%	FTM	FTA	FT%	OFF	DEF	TOT	AST	PF	DQ	STL	BLK	PTS	PPG	HI
Barry	79	2904	682	1551	.440	359	392	.916	73	349	422	475	194	2	172	58	1723	21.8	42
Smith	82	2880	631	1318	.479	295	376	.785	101	231	332	328	227	0	98	29	1557	19.0	51
Wilkes	76	2579	548	1147	.478	247	310	.797	155	423	578	211	222	1	127	16	1343	17.7	32
Williams	82	1930	325	701	.464	112	150	.747	72	161	233	292	218	4	121	19	762	9.3	26
Parish	77	1384	288	573	.503	121	171	.708	201	342	543	74	224	7	55	94	697	9.1	30
Ray	77	2018	263	450	.584	105	199	.528	199	416	615	112	242	5	74	81	631	8.2	23
Dickey	49	856	158	345	.458	45	61	.738	100	140	240	63	101	1	20	11	361	7.4	20
Dudley	79	1682	220	421	.523	129	203	.635	119	177	296	347	169	0	67	6	569	7.2	19
C. Johnson	70	1196	255	583	.437	49	69	.710	50	91	141	91	134	1	77	7	559	7.1	22
McNeil (TOT)	24	230	47	112	.420	52	61	.852	28	47	75	6	32	1	10	2	146	6.1	23
McNeil (GS)	16	137	29	61	.475	28	31	.903	18	31	49	3	19	0	6	1	86	5.4	17
Parker	65	889	154	292	.527	71	92	.772	85	88	173	59	77	0	53	26	379	5.8	20
Davis	33	552	55	124	.444	49	72	.681	34	61	95	59	93	1	11	8	159	4.8	12
G. Johnson	39	597	73	150	.487	25	31	.806	87	124	211	26	105	2	15	73	171	4.4	13
Rogers	26	176	43	116	.371	14	15	.933	6	5	11	10	33	0	8	3	100	3.8	10

Western Conference First Round Warriors win series 2-1

April 12Detroit 95 at Golden State 90
 April 14Golden State 138 at Detroit 108
 April 17Detroit 101 at Golden State 109

Western Conference Semifinals Lakers win series 4-3

April 20Golden State 106 at Los Angeles 115
 April 22Golden State 86 at Los Angeles 95
 April 24Los Angeles 105 at Golden State 109
 April 26Los Angeles 103 at Golden State 114
 April 29Golden State 105 at Los Angeles 112
 May 1Los Angeles 106 at Golden State 115
 May 4Golden State 84 at Los Angeles 97

NOTES

- Year of the NBA merger with the ABA.
- Rick Barry set an NBA record with 60 consecutive free throws made (record since eclipsed).
- Barry reached the 20,000 point mark for his pro career on 11/20/76 vs. Buffalo.
- Team finished third in the Pacific Division, seven games behind Los Angeles.

GAME-BY-GAME RESULTS

RECORD 46-36



DATE	G	OPPONENT	W/L	SCORE	ATTENDANCE	RECORD
10/22	1	New York Nets	L	103-104	13,155	0-1
10/26	2	at Portland	L	96-110	10,622	0-2
10/28	3	Portland	W	112-92	8,353	1-2
10/30	4	Atlanta	W	114-106	8,808	2-2
11/2	5	Detroit	W	111-98	7,757	3-2
11/4	6	Philadelphia	L	96-101	13,155	3-3
11/6	7	New York Knicks	L	111-112	11,831	3-4
11/9	8	at Denver	L	117-123	17,577	3-5
11/11	9	Kansas City	L	86-94	8,528	3-6
11/13	10	Indiana	W	120-112	9,913	4-6
11/16	11	Seattle	W	110-102	9,067	5-6
11/18	12	Phoenix	W	131-111	9,963	6-6
11/19	13	at Los Angeles	L	99-121	11,732	6-7
11/20	14	Buffalo	W	130-93	12,961	7-7
11/23	15	at New Orleans	L	94-117	12,042	7-8
11/24	16	at Houston	L	107-113 (OT)	9,126	7-9
11/26	17	at San Antonio	L	121-123	12,306	7-10
11/28	18	at Atlanta	W	132-98	1,379	8-10
11/30	19	at Chicago	W	125-120	8,126	9-10
12/2	20	at San Antonio	W	124-116	10,649	10-10
12/4	21	Los Angeles	W	116-114	13,155	11-10
12/7	22	Cleveland	W	120-104	12,638	12-10
12/10	23	at Seattle	L	93-99	14,098	12-11
12/11	24	Houston	W	124-112	10,418	13-11
12/15	25	at Detroit	L	116-136	7,796	13-12
12/17	26	at Philadelphia	W	117-114	18,026	14-12
12/18	27	at Washington	W	115-110	11,011	15-12
12/21	28	at San Antonio	L	120-123	9,264	15-13
12/23	29	at Milwaukee	L	103-113	9,187	15-14
12/28	30	Milwaukee	L	102-113	12,957	15-15
12/30	31	Chicago	W	124-106	12,586	16-15
1/2	32	Boston	W	105-98	12,673	17-15
1/4	33	at New York Knicks	W	120-110	19,694	18-15
1/5	34	at Buffalo	W	118-109	7,187	19-15
1/6	35	at Cleveland	L	100-129	11,033	19-16
1/8	36	New Orleans	W	114-107	13,155	20-16
1/11	37	Detroit	L	121-129	9,223	20-17
1/13	38	at Kansas City	L	114-116	5,895	20-18
1/14	39	at Indiana	W	113-109	11,302	21-18
1/16	40	New York Knicks	L	97-111	13,155	21-19
1/18	41	Denver	W	107-101	13,155	22-19
1/20	42	Phoenix	W	107-103	10,886	23-19
1/22	43	at New Orleans	L	100-118	15,015	23-20
1/23	44	at Atlanta	W	104-97	4,216	24-20
1/26	45	at Washington	L	95-106	8,466	24-21
1/28	46	at New York Nets	W	106-84	5,042	25-21
1/30	47	at Boston	W	109-92	15,040	26-21
2/1	48	at New York Knicks	L	107-108 (OT)	17,065	26-22
2/3	49	New Orleans	L	99-105	13,155	26-23
2/4	50	at Phoenix	W	109-106	12,849	27-23
2/5	51	Milwaukee	W	138-116	11,132	28-23
2/8	52	Washington	W	128-104	12,224	29-23
2/10	53	Denver	W	114-101	13,155	30-23
2/11	54	at Seattle	L	107-114 (OT)	13,375	30-24
2/15	55	Atlanta	W	117-111	9,468	31-24
2/17	56	at Milwaukee	L	97-99	10,629	31-25
2/18	57	at Indiana	W	116-111	12,714	32-25
2/20	58	Boston	L	112-114	13,155	32-26
2/22	59	at Chicago	L	102-118	8,137	32-27
2/24	60	at Cleveland	L	86-99	13,439	32-28
2/25	61	at Buffalo	W	104-97	10,239	33-28
2/27	62	at New York Nets	W	106-98	7,964	34-28
3/1	63	at Boston	W	101-94	11,273	35-28
3/3	64	Philadelphia	W	121-119 (OT)	13,155	36-28
3/4	65	at Phoenix	W	101-87	8,750	37-28
3/6	66	Chicago	L	86-94	11,126	37-29
3/8	67	Cleveland	W	112-102	12,593	38-29
3/13	68	Washington	W	122-119	12,955	39-29
3/17	69	Portland	L	106-115	13,155	39-30
3/18	70	at Los Angeles	L	85-98	17,025	39-31
3/19	71	Indiana	W	150-91	12,402	40-31
3/22	72	at Kansas City	L	113-126	8,788	40-32
3/23	73	at Philadelphia	W	128-120	17,406	41-32
3/25	74	at Detroit	L	94-107	7,002	41-33
3/27	75	at Denver	L	109-115	17,834	41-34
3/29	76	Houston	W	109-92	12,530	42-34
3/31	77	San Antonio	W	125-116	12,243	43-34
4/1	78	at Portland	L	98-109	12,725	43-35
4/2	79	Seattle	L	102-109	12,741	43-36
4/5	80	Los Angeles	W	132-103	13,155	44-36
4/7	81	New York Nets	W	124-86	11,236	45-36
4/9	82	Kansas City	W	118-102	11,557	46-36

GOLDEN STATE WARRIORS 1977-78



BACK ROW (left to right): Assistant Coach Joe Roberts, Wesley Cox, E.C. Coleman, Robert Parish, Clifford Ray, Rick Barry, Ray Epps, Head Coach Al Attles. FRONT: President Franklin Mieuli, Trainer Dick D'Oliveira, Ricky Marsh, Sonny Parker, Nate Williams, Phil Smith, Charles Dudley, Rickey Green; Assistant to the President Scotty Stirling.

PLAYER	G	MIN	FGM	FGA	FG%	FTM	FTA	FT%	OFF	DEF	TOT	AST	PF	DQ	STL	BLK	PTS	PPG	HI
Barry	82	3024	760	1686	.451	378	409	.924	75	374	449	446	188	1	158	45	1898	23.1	55
Smith	82	2940	648	1373	.472	316	389	.812	100	200	300	393	219	2	108	27	1612	19.7	33
Parish	82	1969	430	911	.472	165	264	.625	211	469	680	95	291	10	79	123	1025	12.5	28
Parker	82	2069	406	783	.519	122	173	.705	167	222	389	155	186	0	135	36	934	11.4	26
Williams (TOT)	73	1249	312	724	.431	101	121	.835	65	139	204	74	181	3	57	34	725	9.9	27
Williams (GS)	46	815	222	510	.435	70	84	.833	38	76	114	40	120	2	36	22	514	11.2	27
Ray	79	2268	272	476	.571	148	243	.609	236	522	758	147	291	9	74	90	692	8.8	21
Coleman	72	1801	212	446	.475	40	55	.727	117	259	376	100	253	4	66	23	464	6.4	18
Johnson	32	492	96	235	.409	7	20	.700	23	39	62	48	53	0	31	4	199	6.2	23
Dickey	22	273	60	130	.462	16	17	.941	21	28	49	11	29	0	10	2	136	6.2	18
Dudley	78	1660	127	249	.510	138	195	.708	86	201	287	409	181	0	68	2	392	5.0	14
Cox	43	453	69	173	.399	58	100	.580	42	101	143	12	82	1	21	10	196	4.6	23
Marsh	60	851	123	289	.426	23	33	.697	16	59	75	90	111	0	29	19	269	4.5	23
Green	76	1098	143	375	.381	54	90	.600	49	67	116	149	95	0	58	1	340	4.5	22
McNeill	9	67	6	18	.333	15	19	.789	2	12	14	2	14	0	0	1	27	3.0	6

NOTES

- Rick Barry set a Warriors team record in free throw percentage (.924 FT%) and led the NBA in that category.
- E.C. Coleman was selected to the NBA All-Defensive Second Team.
- Team finished above .500 for the eighth straight season.
- Missed qualifying for the playoffs by one game.

GAME-BY-GAME RESULTS RECORD 43-39



DATE	G	OPPONENT	W/L	SCORE	ATTENDANCE	RECORD
10/18	1	at Phoenix	L	83-100	9,128	0-1
10/19	2	Seattle	W	116-84	8,871	1-1
10/21	3	San Antonio	W	122-117	9,164	2-1
10/25	4	at Chicago	W	105-98	13,132	3-1
10/26	5	at Detroit	L	107-123	6,160	3-2
10/28	6	Buffalo	W	104-97	9,179	4-2
10/29	7	Philadelphia	W	113-110	13,237	5-2
11/1	8	at San Antonio	W	108-97	8,761	6-2
11/3	9	at Houston	L	111-113 (OT)	10,061	6-3
11/4	10	at New Orleans	L	102-105	15,517	6-4
11/5	11	at Atlanta	L	94-100	12,219	6-5
11/9	12	Indiana	W	132-129	9,847	7-5
11/11	13	Kansas City	L	105-106	11,890	7-6
11/13	14	at Los Angeles	L	95-97	10,975	7-7
11/18	15	Cleveland	W	108-104	12,887	8-7
11/19	16	Detroit	W	128-96	12,087	9-7
11/22	17	at Milwaukee	L	88-109	10,938	9-8
11/23	18	at Indiana	L	116-126	14,146	9-9
11/25	19	at Philadelphia	L	119-125 (OT)	18,276	9-10
11/26	20	at New York	L	106-112	19,694	9-11
11/29	21	New Jersey	W	110-101	8,488	10-11
12/3	22	Atlanta	W	118-101	12,183	11-11
12/6	23	Houston	W	107-105	10,129	12-11
12/8	24	Milwaukee	L	116-117	11,183	12-12
12/10	25	at Kansas City	W	97-92 (OT)	7,630	13-12
12/13	26	at Washington	L	96-102	8,693	13-13
12/14	27	at New Jersey	L	104-108	3,363	13-14
12/16	28	at Boston	L	113-118	12,337	13-15
12/18	29	at Cleveland	L	95-101	14,814	13-16
12/21	30	Boston	W	111-106	13,237	14-16
12/23	31	Denver	W	98-93	11,312	15-16
12/25	32	at Portland	L	97-109	12,666	15-17
12/27	33	Los Angeles	L	82-123	13,237	15-18
12/28	34	at Denver	L	108-130	17,404	15-19
12/30	35	Portland	L	99-108	13,237	15-20
1/4	36	Chicago	W	115-94	9,757	16-20
1/6	37	Detroit	W	107-106	10,334	17-20
1/8	38	at Seattle	L	91-99	14,098	17-21
1/11	39	at New Jersey	W	103-92	3,561	18-21
1/13	40	New York	W	109-96	13,237	19-21
1/14	41	New Orleans	L	111-118	13,237	19-22
1/18	42	Washington	W	113-106	10,155	20-22
1/20	43	Phoenix	W	119-104	13,237	21-22
1/22	44	at Philadelphia	L	87-99	18,276	21-23
1/24	45	at New York	L	97-99	14,532	21-24
1/25	46	at Detroit	L	95-99	4,958	21-25
1/27	47	at Buffalo	W	101-94	3,785	22-25
1/29	48	at Boston	W	99-88	11,754	23-25
1/31	49	New Jersey	W	103-92	7,956	24-25
2/2	50	Milwaukee	W	105-102	11,667	25-25
2/3	51	at Portland	L	92-112	12,666	25-26
2/7	52	Washington	W	105-102	9,935	26-26
2/9	53	Denver	W	119-108	12,376	27-26
2/10	54	at Los Angeles	L	107-135	14,327	27-27
2/11	55	San Antonio	W	122-131 (OT)	13,237	27-28
2/14	56	Boston	L	75-98	13,237	27-29
2/17	57	Phoenix	W	111-92	13,125	28-29
2/19	58	Los Angeles	L	93-115	13,237	28-30
2/22	59	at New Orleans	L	91-116	8,152	28-31
2/24	60	at Atlanta	W	97-96	6,292	29-31
2/26	61	at Washington	L	110-121	13,814	29-32
3/1	62	Philadelphia	L	119-125	13,237	29-33
3/5	63	Chicago	L	95-96	10,847	29-34
3/8	64	Cleveland	W	118-108	11,428	30-34
3/10	65	at Milwaukee	W	124-102	10,938	31-34
3/12	66	at Kansas City	W	113-106	6,212	32-34
3/14	67	at Chicago	W	103-96	10,332	33-34
3/15	68	at Denver	L	111-123	15,582	33-35
3/16	69	Atlanta	W	104-98	9,184	34-35
3/18	70	New Orleans	L	88-96	12,917	34-36
3/21	71	Buffalo	W	111-104	10,182	35-36
3/23	72	Indiana	W	119-115	10,809	36-36
3/25	73	New York	W	133-123	13,237	37-36
3/27	74	at Cleveland	L	88-98	8,567	37-37
3/28	75	at San Antonio	W	108-94	9,363	38-37
3/29	76	at Houston	W	112-89	7,164	39-37
3/31	77	at Indiana	W	111-103	10,720	40-37
4/2	78	at Phoenix	L	99-105	11,040	40-38
4/4	79	Kansas City	W	130-119	11,505	41-38
4/6	80	Portland	W	115-96	13,237	42-38
4/8	81	Seattle	W	102-87	13,237	43-38
4/9	82	at Seattle	L	105-111	13,285	43-39

HISTORY

GOLDEN STATE WARRIORS 1978-79



BACK ROW (left to right): Assistant Coach Joe Roberts, Wesley Cox, Clifford Ray, Robert Parish, Wayne Cooper, Purvis Short, Tom Abernethy, Head Coach Al Attles. FRONT: President Franklin Mieuli, Trainer Dick D'Oliva, Raymond Townsend, Nate Williams, Phil Smith, Sonny Parker, John Lucas, P.R. Director Robert Bestor, Assistant to the President Scott Stirling.

PLAYER	G	MIN	FGM	FGA	FG%	FTM	FTA	FT%	OFF	DEF	TOT	AST	PF	DQ	STL	BLK	PTS	PPG	HI
Smith	59	2288	489	977	.501	194	255	.761	48	164	212	261	159	3	101	23	1172	19.9	37
Parish	76	2411	554	1110	.499	196	281	.698	265	651	916	115	303	10	100	217	1304	17.2	33
Lucas	82	3095	530	1146	.462	264	321	.822	65	182	247	762	229	1	152	9	1324	16.1	35
Parker	79	2893	512	1019	.502	175	222	.788	164	280	444	291	187	0	144	33	1199	15.2	28
White (TOT)	76	2338	404	910	.444	139	158	.880	42	158	200	347	173	1	80	7	947	12.5	30
White (GS)	29	833	149	314	.475	60	69	.870	20	52	72	133	73	0	26	3	358	12.3	30
Short	75	1703	369	771	.476	57	85	.671	127	220	347	97	233	6	54	12	795	10.6	27
Williams	81	1299	284	567	.501	102	117	.872	68	139	207	61	169	0	55	5	670	8.3	27
Ray	82	1917	231	439	.526	106	190	.558	213	395	608	136	264	4	47	50	568	6.9	21
Abernethy	70	1219	176	342	.515	70	94	.745	74	142	216	79	133	1	39	13	422	6.0	21
Cox	31	360	53	123	.431	40	92	.435	18	45	63	11	68	0	13	5	146	4.7	16
Townsend	65	771	127	289	.439	50	68	.735	11	44	55	91	70	0	27	6	304	4.7	24
Cooper	65	795	128	293	.437	41	61	.672	90	190	280	21	118	0	7	44	297	4.6	22
Robertson	12	74	15	40	.375	6	9	.667	6	4	10	4	10	0	8	0	36	3.0	8
Epps	13	72	10	23	.435	6	8	.750	0	5	5	2	7	0	1	0	26	2.0	10

NOTES

- Rick Barry signed as a free agent with the Houston Rockets...In exchange, the Warriors received John Lucas and cash.
- Head Coach Al Attles won his 400th career game on 12/2/78 at Phoenix, a milestone achieved by only nine other coaches in NBA history at the time.
- Robert Parish blocked 217 shots, a Warriors team record at the time.
- Parish became the first Warrior since Nate Thurmond in 1969 to record 30 points and 30 rebounds in one game vs. New York on 3/30/79 (30 points/32 rebounds).
- John Lucas finished second in the NBA in assists (9.3 apg).
- Team was the youngest in the league in both age (24.3 years) and experience (2.3 years).
- Purvis Short and Wayne Cooper were selected to the NBA All-Rookie Second Team.
- Team finished below .500 for the first time in nine seasons and in last place in the division, 14 games behind Seattle.

GAME-BY-GAME RESULTS

RECORD 38-44



DATE	G	OPPONENT	W/L	SCORE	ATTENDANCE	RECORD
10/14	1	San Diego	W	117-89	10,264	1-0
10/15	2	at Phoenix	L	110-129	9,750	1-1
10/18	3	Phoenix	L	112-122	7,139	1-2
10/20	4	Portland	W	111-108	8,163	2-2
10/22	5	at Milwaukee	L	107-109	10,398	2-3
10/25	6	at New Jersey	L	118-121	2,640	2-4
10/27	7	Washington	W	102-83	10,183	3-4
10/29	8	at Cleveland	W	99-94	7,622	4-4
10/31	9	at San Antonio	W	139-138 (OT)	11,568	5-4
11/1	10	at Houston	W	112-105	8,293	6-4
11/2	11	at Atlanta	W	113-106	5,467	7-4
11/4	12	at Detroit	W	103-95	10,463	8-4
11/8	13	Kansas City	L	97-105	10,451	8-5
11/10	14	Indiana	W	116-111	9,816	9-5
11/16	15	at San Diego	L	109-112	8,483	9-6
11/17	16	Chicago	L	89-100	9,332	9-7
11/18	17	Seattle	W	112-104	13,237	10-7
11/21	18	at Philadelphia	W	115-105	11,879	11-7
11/22	19	at New Jersey	L	92-100	4,212	11-8
11/23	20	at New Orleans	L	98-106	10,765	11-9
11/26	21	at Washington	L	102-110	7,325	11-10
11/29	22	Houston	W	109-94	13,237	12-10
12/1	23	New Jersey	L	110-120	9,117	12-11
12/2	24	at Phoenix	W	116-108	9,167	13-11
12/6	25	Milwaukee	W	118-111	9,734	14-11
12/8	26	San Antonio	L	105-123	12,254	14-12
12/9	27	Atlanta	W	94-84	8,140	15-12
12/12	28	Chicago	L	94-99	8,887	15-13
12/14	29	at Houston	L	123-126 (OT)	8,221	15-14
12/16	30	at San Antonio	L	96-104	9,291	15-15
12/17	31	at New Orleans	W	104-96	8,692	16-15
12/20	32	Philadelphia	W	85-81	13,237	17-15
12/22	33	Denver	L	103-107	11,377	17-16
12/25	34	at Portland	L	102-115	12,666	17-17
12/27	35	Los Angeles	L	104-106	13,237	17-18
12/29	36	New Orleans	W	118-106	10,427	18-18
1/1	37	at Seattle	W	110-97	12,469	19-18
1/3	38	Detroit	W	96-81	8,247	20-18
1/5	39	Boston	W	113-98	12,612	21-18
1/7	40	at Cleveland	L	108-112	4,335	21-19
1/9	41	at Chicago	W	103-101	7,123	22-19
1/11	42	at Kansas City	L	89-94	7,880	22-20
1/12	43	at Milwaukee	L	94-101	10,938	22-21
1/13	44	at Detroit	L	109-114	8,719	22-22
1/17	45	Houston	L	103-104	11,393	22-23
1/20	46	at Denver	L	106-109	15,187	22-24
1/21	47	at Los Angeles	L	107-113	10,404	22-25
1/24	48	New York	W	126-123	11,820	23-25
1/25	49	at Portland	L	103-108	12,666	23-26
1/26	50	Philadelphia	L	96-105	13,237	23-27
1/28	51	at Boston	L	102-103	10,029	23-28
1/29	52	at New York	W	107-104	11,172	24-28
1/31	53	at Philadelphia	W	108-106	10,009	25-28
2/2	54	at Indiana	L	84-87	9,871	25-29
2/7	55	Los Angeles	L	104-106	13,237	25-30
2/9	56	Denver	L	104-106	13,127	25-31
2/11	57	San Antonio	L	107-125	13,237	25-32
2/14	58	New Orleans	W	113-101	7,824	26-32
2/16	59	Washington	W	109-103	12,451	27-32
2/20	60	at Los Angeles	W	102-91	11,955	28-32
2/21	61	Boston	L	97-101	9,704	28-33
2/23	62	Indiana	L	94-96	8,963	28-34
2/25	63	at Washington	L	89-99	15,868	28-35
2/27	64	at New York	L	99-101	9,376	28-36
3/1	65	at Atlanta	L	86-104	6,189	28-37
3/2	66	at Indiana	W	105-98	9,591	29-37
3/4	67	at Kansas City	W	111-110 (OT)	12,556	30-37
3/7	68	Cleveland	L	101-103	8,956	30-38
3/11	69	Chicago	L	107-109	10,218	30-39
3/14	70	Atlanta	W	113-98	7,121	31-39
3/16	71	New Jersey	W	117-102	10,839	32-39
3/17	72	at San Diego	L	102-107	11,332	32-40
3/20	73	at Denver	L	102-113	14,227	32-41
3/21	74	San Diego	L	103-106	7,813	32-42
3/23	75	Milwaukee	W	116-113	10,498	33-42
3/25	76	Phoenix	L	95-111	10,651	33-43
3/28	77	Kansas City	W	132-122 (OT)	10,230	34-43
3/30	78	New York	L	114-98	8,762	35-43
4/1	79	at Seattle	L	97-102	24,802	35-44
4/3	80	Detroit	W	104-100	8,310	36-44
4/6	81	Portland	W	91-87	9,685	37-44
4/8	82	Seattle	W	89-86	8,972	38-44

GOLDEN STATE WARRIORS 1979-80



BACK ROW (left to right): Head Coach Al Attles, John Coughran, Clifford Ray, Robert Parish, Wayne Cooper, Purvis Short, Tom Abernethy, Assistant Coach John Bach, Director of Marketing Bob Bestor. FRONT: President Franklin Mieuli, Trainer Dick D'Olive, Bubba Wilson, Phil Smith, Sonny Parker, John White, Raymond Townsend, John Lucas, Assistant to the President Scotty Stirling.

PLAYER	G	MIN	FGM	FGA	FG%	3-PT FG			FTM	FTA	FT%	REBOUNDS					PTS	PPG	HI			
						3P	3PA	3P%				OFF	DEF	TOT	AST	PF				DQ	STL	BLK
Short	62	1636	461	916	.503	0	6	.000	134	165	.812	119	197	316	123	186	4	63	9	1056	17.0	37
Parish	72	2119	510	1006	.507	0	1	.000	203	284	.715	247	536	783	122	248	6	58	115	1223	17.0	29
Smith	51	1552	325	685	.474	7	22	.318	135	171	.789	28	118	146	187	154	1	62	15	792	15.5	29
Parker	82	2849	483	988	.489	0	2	.000	237	302	.785	166	298	464	254	195	2	173	32	1203	14.7	36
Lucas	80	2763	388	830	.467	12	42	.286	222	289	.768	61	159	220	602	196	2	138	3	1010	12.6	27
Cooper	79	1781	367	750	.489	1	4	.250	136	181	.751	202	305	507	42	246	5	20	79	871	11.0	30
White	78	2052	336	706	.476	1	6	.167	97	114	.851	42	139	181	239	186	0	88	13	770	9.9	21
Ray	81	1683	203	383	.530	0	2	.000	84	149	.564	122	344	466	183	266	6	51	32	490	6.0	19
Townsend	75	1159	171	421	.406	4	26	.154	60	84	.714	33	56	89	116	113	0	60	4	406	5.4	17
Abernethy	67	1222	153	318	.481	0	1	.000	56	82	.683	62	129	191	87	118	0	35	12	362	5.4	20
Hillman	49	708	82	179	.458	0	0	—	34	68	.500	59	121	180	47	128	2	21	24	198	4.0	19
Johnson	9	53	12	30	.400	0	0	—	3	5	.600	6	8	14	2	11	0	1	0	27	3.0	6
Coughran	24	160	29	81	.358	2	9	.222	8	14	.571	2	17	19	12	24	0	7	1	68	2.8	11
Wilson	16	143	7	25	.280	0	0	—	3	6	.500	6	10	16	12	11	0	2	0	17	1.1	4

NOTES


- John Lucas ranked fifth in the league in assists (7.5 apg).
- Robert Parish finished seventh in the league in rebounding (10.9 rpg).
- Sonny Parker placed eighth in the NBA in steals (2.11 spg).
- Phil Smith missed the first 31 games due to a torn Achilles tendon.
- Head Coach Al Attles suffered a torn Achilles tendon during a practice and missed the final 21 games.
- Assistant Coach John Bach guided the team to a 6-15 finish.
- The team posted an 0-8 record in overtime games, the worst mark in NBA history.
- Warriors finished last in the division with the second worst record in the league (24-58).

GAME-BY-GAME RESULTS RECORD 24-58



DATE	G	OPPONENT	W/L	SCORE	ATTENDANCE	RECORD
10/12	1	at Phoenix	L	89-97	11,785	0-1
10/13	2	Chicago	L	96-102 (OT)	7,780	0-2
10/16	3	at Denver	W	108-106	11,812	1-2
10/17	4	at Kansas City	W	107-94	6,005	2-2
10/20	5	Utah	W	101-96	7,465	3-2
10/21	6	at Portland	L	74-91	12,666	3-3
10/24	7	Phoenix	L	108-110 (OT)	6,296	3-4
10/27	8	Kansas City	W	101-95	6,328	4-4
10/28	9	at Los Angeles	L	90-97	11,854	4-5
10/31	10	Portland	W	111-106	6,469	5-5
11/3	11	Denver	W	130-103	8,608	6-5
11/7	12	Los Angeles	W	126-109	13,237	7-5
11/10	13	Indiana	L	101-104	7,962	7-6
11/13	14	at San Antonio	L	127-131 (OT)	9,945	7-7
11/14	15	at Houston	L	92-133	7,287	7-8
11/15	16	Denver	W	120-102	8,608	8-8
11/17	17	Seattle	L	103-108	11,557	8-9
11/18	18	at Phoenix	W	99-95	10,409	9-9
11/20	19	at Kansas City	L	109-112	7,507	9-10
11/22	20	at Cleveland	L	93-120	5,372	9-11
11/24	21	at Chicago	W	106-101	7,927	10-11
11/25	22	at Milwaukee	L	90-114	10,938	10-12
11/28	23	San Diego	L	108-114	7,458	10-13
11/30	24	Utah	L	104-112	5,961	10-14
12/1	25	Milwaukee	L	99-109	9,357	10-15
12/2	26	at Seattle	L	98-111	16,687	10-16
12/5	27	Chicago	W	97-90	5,981	11-16
12/6	28	at San Diego	L	103-105	8,664	11-17
12/8	29	Seattle	L	100-125	9,319	11-18
12/10	30	at Utah	L	93-100	5,886	11-19
12/12	31	Detroit	L	96-114	5,716	11-20
12/15	32	San Antonio	L	101-102	8,850	11-21
12/19	33	Cleveland	L	125-128 (OT)	6,254	11-22
12/21	34	at Los Angeles	L	108-114	11,690	11-23
12/22	35	New Jersey	W	107-101	6,607	12-23
12/25	36	at Portland	L	91-113	12,666	12-24
12/26	37	at Denver	L	94-99	11,431	12-25
12/29	38	Boston	L	88-104	13,237	12-26
1/2	39	Portland	W	111-92	6,766	13-26
1/4	40	Washington	L	105-117	8,414	13-27
1/5	41	Seattle	L	112-121	9,132	13-28
1/9	42	at Phoenix	L	100-113	11,706	13-29
1/11	43	at San Diego	L	112-116	8,165	13-30
1/12	44	Phoenix	W	107-96	9,547	14-30
1/13	45	at Seattle	L	101-109	20,807	14-31
1/16	46	Los Angeles	L	96-97	12,713	14-32
1/18	47	San Diego	W	92-91	7,741	15-32
1/19	48	at Utah	L	99-116	8,836	15-33
1/23	49	Milwaukee	L	102-104	6,969	15-34
1/25	50	New York	L	105-110	12,205	15-35
1/27	51	at Washington	L	107-116	10,306	15-36
1/28	52	at New York	L	103-107	11,831	15-37
1/29	53	at Detroit	W	111-100	5,212	16-37
1/31	54	at Atlanta	L	107-111 (OT)	13,257	16-38
2/6	55	San Diego	W	117-92	8,380	17-38
2/8	56	Kansas City	L	100-107	8,370	17-39
2/10	57	Atlanta	L	96-98 (OT)	8,272	17-40
2/12	58	at Chicago	L	94-100	5,982	17-41
2/14	59	at Milwaukee	L	103-120	10,938	17-42
2/15	60	at Indiana	W	118-107	9,532	18-42
2/17	61	at Portland	L	98-103	12,666	18-43
2/20	62	Houston	W	115-102	8,345	19-43
2/22	63	Denver	L	121-122 (OT)	7,512	19-44
2/24	64	Philadelphia	L	100-103	13,237	19-45
2/26	65	at Kansas City	L	99-117	10,615	19-46
2/27	66	at New Jersey	W	133-120	4,803	20-46
2/29	67	at Boston	L	99-110	15,320	20-47
3/2	68	at Philadelphia	L	99-144	8,037	20-48
3/4	69	Utah	W	111-105	5,345	21-48
3/5	70	Chicago	L	105-106	6,435	21-49
3/8	71	Milwaukee	L	80-105	9,952	21-50
3/9	72	at San Diego	W	125-107	7,560	22-50
3/11	73	at Denver	L	87-96	11,076	22-51
3/12	74	Phoenix	L	113-122	6,963	22-52
3/16	75	Utah	W	115-103	6,683	23-52
3/18	76	at Los Angeles	L	100-113	12,026	23-53
3/19	77	Portland	L	113-115 (OT)	6,713	23-54
3/21	78	at Milwaukee	L	93-121	10,938	23-55
3/23	79	at Chicago	L	115-129	7,314	23-56
3/26	80	Kansas City	W	106-100	6,088	24-56
3/28	81	at Seattle	L	82-108	22,367	24-57
3/30	82	Los Angeles	L	93-95	12,972	24-58

GOLDEN STATE WARRIORS 1980-81



BACK ROW (left to right): Assistant Coach John Bach, Purvis Short, Larry Smith, Rickey Brown, Joe Barry Carroll, Sonny Parker, Bernard King, Head Coach Alvin Attles. FRONT: Assistant to the President Scotty Stirling, Talent Consultant Pete Newell, Joe Hassett, Billy Reid, Lloyd "World" Free, Lorenzo Romar, Trainer Dick D'Oliva, President Franklin Mieuli. Not Pictured: Clifford Ray and John Lucas.

PLAYER	G	MIN	FGM	FGA	FG%	3-PT FG			FTM	FTA	FT%	REBOUNDS				PF	DQ	STL	BLK	PTS	PPG	HI
						3P	3PA	3P%				OFF	DEF	TOT	AST							
Free	65	2370	516	1157	.446	5	31	.161	528	649	.814	48	111	159	361	183	1	85	11	1565	24.1	39
King	81	2914	731	1244	.588	2	6	.333	307	437	.703	178	373	551	287	304	5	72	34	1771	21.9	50
Carroll	82	2919	616	1254	.491	0	2	.000	315	440	.716	274	485	759	117	313	10	50	121	1547	18.9	46
Short	79	2309	549	1157	.475	3	17	.176	168	205	.820	151	240	391	249	244	3	78	19	1269	16.1	45
Smith	82	2578	304	594	.512	0	0	—	177	301	.588	433	561	994	93	316	10	70	63	785	9.6	23
Hassett (TOT)	41	714	143	340	.421	53	156	.340	17	21	.810	24	44	68	74	65	0	13	2	356	8.7	23
Hassett (GS)	24	434	84	198	.424	43	116	.371	7	8	.875	13	30	43	56	44	0	8	2	218	9.1	23
Lucas	66	1919	222	506	.439	4	24	.167	107	145	.738	34	120	154	464	140	1	83	2	555	8.4	23
Parker	73	1317	191	388	.492	0	0	—	94	128	.734	101	93	194	106	112	0	67	13	476	6.5	18
White	4	43	9	18	.500	0	0	—	4	4	1.000	0	0	0	2	7	0	4	0	22	5.5	12
Romar	53	726	87	211	.412	2	6	.333	43	63	.683	10	46	56	136	64	0	27	3	219	4.1	14
Brown	45	580	83	162	.512	0	0	—	16	21	.762	52	114	166	21	103	4	9	14	182	4.0	15
Reid	59	597	84	185	.454	0	5	.000	22	39	.564	27	33	60	71	111	0	33	5	190	3.2	14
Chenier	9	82	11	33	.333	1	3	.333	6	6	1.000	1	7	8	7	10	0	0	0	29	3.2	6
Ray	66	838	64	152	.421	0	0	—	29	62	.468	73	144	217	52	194	2	24	13	157	2.4	18
Mayfield	7	54	8	18	.444	0	0	—	1	2	.500	7	2	9	1	8	0	0	1	17	2.4	6
Abernethy	10	39	1	3	.333	0	0	—	2	3	.667	1	7	8	1	5	0	1	0	4	0.4	2
Mengelt	2	11	0	4	.000	0	0	—	0	0	—	0	0	0	2	0	0	0	0	0	0.0	0

NOTES

- Traded Robert Parish and 1980 first-round draft choice (third overall) on June 9, 1980 to Boston for the first and 13th picks in the 1980 NBA Draft.
- Team improved by 15 games, the best improvement in the NBA, but missed qualifying for the playoffs by one game.
- Larry Smith finished third in the league in rebounding (12.1 rpg).
- Bernard King established a club single-season record in field goal percentage (.588 FG%).
- King was named NBA Player of the Week (12/29/80-1/4/81) and NBA Player of the Month for January.
- King was selected as the first ever NBA Comeback Player of the Year.
- Joe Barry Carroll and Larry Smith were voted to the NBA All-Rookie First Team.

GAME-BY-GAME RESULTS RECORD 39-43



DATE	G	OPPONENT	W/L	SCORE	ATTENDANCE	RECORD
10/10	1	at Phoenix	L	101-121	11,590	0-1
10/11	2	San Diego	W	104-91	8,624	1-1
10/15	3	Portland	W	95-92	7,697	2-1
10/18	4	Houston	W	108-101	6,855	3-1
10/19	5	at Los Angeles	L	107-125	10,644	3-2
10/21	6	at Kansas City	W	116-111	5,097	4-2
10/23	7	at San Antonio	L	109-128	11,531	4-3
10/25	8	Dallas	W	86-79	65,70	5-3
10/28	9	at Seattle	W	102-119	12,221	5-4
10/29	10	Denver	W	115-109	7,305	6-4
10/31	11	at San Diego	L	104-120	4,030	6-5
11/1	12	San Antonio	W	123-108	10,015	7-5
11/5	13	Cleveland	W	106-98	7,654	8-5
11/7	14	at Portland	L	113-122	12,666	8-6
11/8	15	Indiana	W	118-111	6,947	9-6
11/12	16	Kansas City	W	111-101	9,572	10-6
11/15	17	Phoenix	W	119-108	13,239	11-6
11/18	18	at Washington	W	103-97	6,428	12-6
11/19	19	at Philadelphia	L	101-110	8,167	12-7
11/21	20	at Boston	L	106-108	15,320	12-8
11/22	21	at New York	W	116-110	14,759	13-8
11/27	22	Los Angeles	L	119-128	12,564	13-9
11/29	23	Phoenix	L	108-113	10,981	13-10
11/30	24	at San Diego	L	100-120	4,025	13-11
12/3	25	New Jersey	W	131-108	6,870	14-11
12/5	26	at Denver	W	119-114	7,737	15-11
12/6	27	Los Angeles	W	119-103	13,329	16-11
12/7	28	at Phoenix	L	88-106	11,449	16-12
12/10	29	Seattle	L	103-108	10,770	16-13
12/13	30	Houston	L	97-99	7,362	16-14
12/14	31	at Los Angeles	L	113-122	11,643	16-15
12/17	32	Portland	L	113-115	7,714	16-16
12/19	33	at San Antonio	L	111-126	9,442	16-17
12/20	34	at Dallas	W	101-98	5,848	17-17
12/22	35	at Houston	W	114-99	6,697	18-17
12/25	36	at Portland	L	114-115	12,666	18-18
12/26	37	at Utah	W	110-109	11,783	19-18
12/27	38	Seattle	W	104-98	10,303	20-18
12/30	39	at Kansas City	W	106-104	11,742	21-18
1/2	40	Boston	W	121-106	13,239	22-18
1/3	41	Philadelphia	L	105-119	13,239	22-19
1/7	42	Dallas	L	109-111	7,246	22-20
1/10	43	Detroit	W	105-103	8,389	23-20
1/11	44	at Seattle	W	106-98	14,580	24-20
1/14	45	Utah	L	107-110	10,793	24-21
1/16	46	Atlanta	L	110-111	7,833	24-22
1/21	47	Milwaukee	L	98-105	13,239	24-23
1/23	48	at Utah	W	103-101	6,247	25-23
1/24	49	New York	W	117-110	12,349	26-23
1/27	50	at Chicago	L	101-118	8,742	26-24
1/28	51	at Indiana	L	102-108	11,129	26-25
1/29	52	at Detroit	W	117-112	3,335	27-25
2/4	53	Portland	W	115-100	10,465	28-25
2/6	54	Washington	L	110-116	8,958	28-26
2/7	55	at Denver	L	125-135	10,453	28-27
2/8	56	Utah	W	107-101	8,362	29-27
2/10	57	at Atlanta	L	108-116	8,715	29-28
2/13	58	at Milwaukee	W	110-106	11,052	30-28
2/14	59	at Cleveland	L	90-108	6,957	30-29
2/15	60	at New Jersey	L	132-134	7,758	30-30
2/17	61	at Phoenix	L	109-118	11,433	30-31
2/18	62	Chicago	W	103-100	10,317	31-31
2/20	63	San Diego	L	114-115	10,808	31-32
2/22	64	Kansas City	W	104-96	9,533	32-32
2/24	65	at San Antonio	L	126-131	9,163	32-33
2/27	66	at Denver	L	130-137	9,658	32-34
2/28	67	at Kansas City	W	110-101	8,498	33-34
3/4	68	Utah	W	107-105	10,199	34-34
3/6	69	Dallas	W	115-109	8,694	35-34
3/7	70	Seattle	W	106-103	10,706	36-34
3/8	71	at Portland	L	112-120 (OT)	12,666	36-35
3/11	72	at Houston	L	92-109	8,119	36-36
3/12	73	at Dallas	L	118-120	5,380	36-37
3/15	74	San Antonio	L	112-114 (OT)	10,520	36-38
3/18	75	Houston	W	118-117	13,239	37-38
3/19	76	at San Diego	L	113-139	5,360	37-39
3/21	77	Phoenix	W	114-105	12,478	38-39
3/22	78	Los Angeles	L	118-120	13,239	38-40
3/24	79	at Los Angeles	L	103-110	17,505	38-41
3/25	80	San Diego	W	120-114	12,117	39-41
3/28	81	Denver	L	139-142	13,239	39-42
3/29	82	at Seattle	L	92-96	18,842	39-43

HISTORY

GOLDEN STATE WARRIORS 1981-82



SEATED ON TOP (left to right): Lorenzo Romar, World Free, President Franklin Mieuli, Mike Gale, Joe Hassett. STANDING: Joe Barry Carroll, Hank McDowell, Larry Smith, Rickey Brown. SEATED: Assistant Coach John Bach, Trainer Dick D'Olivea, Sonny Parker, Bernard King, Head Coach Alvin Attles, Purvis Short, Lewis Lloyd, Sam Williams and Executive Vice President Ken Macker.

PLAYER	G	MIN	FGM	FGA	FG%	3-PT FG			FTM	FTA	FT%	REBOUNDS					PTS	PPG	HI			
						3P	3PA	3P%				OFF	DEF	TOT	AST	PF				DQ	STL	BLK
King	79	2861	740	1307	.566	1	5	.200	352	499	.705	140	329	469	282	285	6	78	23	1833	23.2	45
Free	78	2796	650	1452	.448	10	56	.179	479	647	.740	118	130	248	419	222	1	71	8	1789	22.9	37
Carroll	76	2627	527	1016	.519	0	1	.000	235	323	.728	210	423	633	64	265	8	64	127	1289	17.0	33
Short	76	1782	456	935	.488	6	28	.214	177	221	.801	123	143	266	209	220	3	65	10	1095	14.4	35
Smith	74	2213	220	412	.534	0	1	.000	88	159	.553	279	534	813	83	291	7	65	54	528	7.1	20
Romar	79	1259	203	403	.504	3	15	.200	79	96	.823	12	86	98	226	103	0	60	13	488	6.2	17
Williams	59	1073	154	277	.556	0	0	—	49	89	.551	91	217	308	38	156	0	45	76	357	6.1	23
Hassett	68	787	144	382	.377	71	214	.332	31	37	.838	13	40	53	104	94	1	30	3	390	5.7	20
Brown	82	1260	192	418	.459	0	0	—	86	122	.705	136	228	364	19	243	4	36	29	470	5.7	20
Gale	75	1793	185	373	.496	0	5	.000	51	65	.785	37	152	189	261	173	1	121	28	421	5.6	14
Parker	71	899	116	245	.473	0	0	—	48	72	.667	73	104	177	89	101	0	39	11	280	3.9	15
Lloyd	16	95	25	45	.556	0	0	—	7	11	.636	9	7	16	6	20	0	5	1	57	3.6	11
McDowell	30	335	34	84	.405	0	0	—	27	41	.659	41	59	100	20	52	1	6	8	95	3.2	9

NOTES

- Head Coach Alvin Attles posted his 500th career coaching victory vs. Dallas on 1/2/82, a milestone only five other NBA coaches had reached at the time.
- Bernard King (eighth) and World Free (ninth) became the first Warriors duo to finish among the league's top 10 in scoring in the same season since 1960-61 (Wilt Chamberlain and Paul Arizin).
- Warriors' overall field goal percentage (.496 FG%) was a club record at the time.
- King was the first Warrior in four years to appear in the NBA All-Star Game.
- King was selected to the All-NBA Second Team.
- For the second straight year, the Warriors were one game short of qualifying for the playoffs.


GAME-BY-GAME RESULTS RECORD 45-37



DATE	G	OPPONENT	W/L	SCORE	ATTENDANCE	RECORD
10/30	1	at Denver	L	121-134	11,898	0-1
10/31	2	Utah	W	106-91	7,193	1-1
11/4	3	Portland	L	108-109	7,688	1-2
11/5	4	at Utah	L	101-110	6,189	1-3
11/7	5	Denver	W	152-107	7,210	2-3
11/10	6	Seattle	L	113-123	7,549	2-4
11/13	7	Houston	W	102-100	8,556	3-4
11/14	8	at Dallas	W	118-112	8,540	4-4
11/18	9	New Jersey	W	121-107	9,463	5-4
11/19	10	at San Diego	W	105-100	10,241	6-4
11/21	11	San Antonio	W	129-122	12,801	7-4
11/24	12	at Washington	L	88-107	5,615	7-5
11/25	13	at Boston	L	101-122	15,320	7-6
11/27	14	at Milwaukee	W	113-96	11,052	8-6
11/29	15	at Kansas City	L	100-104	6,951	8-7
12/2	16	Chicago	W	120-119	8,202	9-7
12/5	17	San Diego	W	138-113	8,503	10-7
12/8	18	at Portland	W	122-108	12,666	11-7
12/9	19	Phoenix	W	134-127 (2OT)	8,785	12-7
12/12	20	Kansas City	W	98-96	8,973	13-7
12/13	21	at Los Angeles	L	118-122	13,103	13-8
12/15	22	Detroit	L	104-108	6,568	13-9
12/17	23	Los Angeles	W	120-115	13,239	14-9
12/19	24	Atlanta	W	126-109	6,870	15-9
12/23	25	at Phoenix	L	103-118	10,623	15-10
12/26	26	Phoenix	W	112-96	11,203	16-10
12/28	27	at Seattle	L	100-104	19,563	16-11
12/29	28	Philadelphia	L	135-142	13,239	16-12
1/1	29	Kansas City	W	125-93	7,355	17-12
1/2	30	Dallas	W	119-100	7,401	18-12
1/5	31	Houston	L	111-112	7,502	18-13
1/7	32	San Antonio	L	112-123	8,055	18-14
1/9	33	Indiana	W	115-106	7,679	19-14
1/12	34	at Phoenix	L	121-133	10,940	19-15
1/13	35	Denver	W	143-128	7,682	20-15
1/15	36	New York	L	104-102	10,680	21-15
1/17	37	at Seattle	L	97-122	20,705	21-16
1/20	38	San Diego	L	99-108	7,085	21-17
1/23	39	Milwaukee	W	119-113	13,239	22-17
1/27	40	at Cleveland	L	106-110	4,184	22-18
1/28	41	at Chicago	W	111-110	9,117	23-18
2/2	42	Los Angeles	W	119-117	13,239	24-18
2/3	43	at Phoenix	W	90-88	11,185	25-18
2/5	44	Seattle	L	99-108	13,239	25-19
2/7	45	San Antonio	W	116-111	10,777	26-19
2/9	46	at Utah	L	107-123	7,007	26-20
2/11	47	at New York	L	117-120	9,483	26-21
2/12	48	at New Jersey	L	98-109	16,221	26-22
2/14	49	at Kansas City	W	103-93	6,524	27-22
2/17	50	Boston	W	121-105	13,239	28-22
2/19	51	at Los Angeles	L	106-126	17,505	28-23
2/20	52	Washington	W	110-102	11,901	29-23
2/23	53	at San Antonio	L	123-143	9,648	29-24
2/25	54	at Dallas	W	106-104	7,547	30-24
2/26	55	at Houston	L	95-111	15,676	30-25
2/28	56	at Atlanta	W	105-77	7,425	31-25
3/2	57	Cleveland	W	117-108	8,236	32-25
3/4	58	Dallas	W	104-98	8,645	33-25
3/5	59	at San Diego	W	117-116 (OT)	5,228	34-25
3/7	60	Portland	L	102-106	10,616	34-26
3/9	61	at Indiana	W	92-85	6,895	35-26
3/10	62	at Philadelphia	L	114-134	15,187	35-27
3/12	63	at Detroit	L	117-121	13,204	35-28
3/14	64	at Denver	L	101-127	12,228	35-29
3/17	65	Kansas City	L	116-117	7,552	35-30
3/18	66	Portland	L	95-109	12,666	35-31
3/21	67	Utah	W	113-102	7,969	36-31
3/23	68	Phoenix	W	95-91	11,044	37-31
3/25	69	at Utah	W	107-105	5,263	38-31
3/26	70	Portland	W	102-89	11,931	39-31
3/28	71	Houston	L	92-94	13,068	39-32
3/30	72	at San Antonio	W	113-107	11,298	40-32
4/1	73	at Houston	L	101-104	11,484	40-33
4/3	74	at Dallas	W	107-102	9,295	41-33
4/6	75	at San Diego	W	110-96	3,185	42-33
4/7	76	Denver	L	121-129	10,688	42-34
4/10	77	San Diego	W	132-119	8,860	43-34
4/11	78	at Portland	L	106-116 (OT)	12,666	43-35
4/13	79	Los Angeles	W	106-101	13,239	44-35
4/14	80	at Seattle	W	104-93	19,376	45-35
4/16	81	at Los Angeles	L	109-125	17,505	45-36
4/17	82	Seattle	L	94-95	13,239	45-37

HISTORY

GOLDEN STATE WARRIORS 1982-83



BACK ROW (left to right): Larry Smith, Chris Engler, Joe Barry Carroll, Head Coach Alvin Attles, Purvis Short, Assistant Coach John Bach, Mickey Johnson, Lewis Lloyd. MIDDLE: Trainer Dick D'Oliva, Sam Williams, President Franklin Mieuli, Lorenzo Romar, Executive Vice President Ken Macker, Ron Brewer, Mike Gale. FRONT: Lester Conner, Eric Floyd, Derek Smith.

PLAYER	G	MIN	FGM	FGA	FG%	3-PT FG			REBOUNDS													
						3P	3PA	3P%	FTM	FTA	FT%	OFF	DEF	TOT	AST	PF	DQ	STL	BLK	PTS	PPG	HI
Carroll	79	2988	785	1529	.513	0	3	.000	337	469	.719	220	468	688	169	260	7	108	155	1907	24.1	52
Free	19	700	164	364	.451	0	3	.000	106	149	.711	22	22	44	89	66	1	15	3	434	22.8	38
Short	67	2397	589	1209	.487	4	15	.267	255	308	.828	145	209	354	228	242	3	94	14	1437	21.4	40
Johnson (TOT)	78	2053	391	921	.425	3	36	.083	312	380	.821	163	331	494	255	288	10	82	46	1097	14.1	32
Johnson (GS)	30	899	162	359	.451	1	17	.059	141	170	.829	88	157	245	100	131	6	25	23	466	15.5	28
Richardson	33	1074	176	427	.412	4	31	.129	55	87	.632	45	100	145	245	124	2	101	9	411	12.5	31
Brewer (TOT)	74	1964	344	807	.426	7	18	.389	142	170	.835	59	85	144	96	123	0	90	25	837	11.3	33
Brewer (GS)	53	1401	246	562	.438	7	15	.467	98	119	.824	50	57	107	69	96	0	70	19	597	11.3	28
Lloyd	73	1350	293	566	.518	1	4	.250	100	139	.719	77	183	260	130	109	0	61	31	687	9.4	30
L. Smith	49	1433	180	306	.588	0	0	—	53	99	.535	209	276	485	46	186	5	36	20	413	8.4	23
Williams	75	1533	252	479	.526	0	1	.000	123	171	.719	153	240	393	45	244	4	71	89	627	8.4	26
Floyd (TOT)	76	1248	226	527	.429	10	25	.400	150	180	.833	56	81	137	138	134	3	58	17	612	8.1	28
Floyd (GS)	33	754	134	311	.431	6	11	.545	112	135	.830	40	55	95	71	78	2	39	8	386	11.7	28
Romar	82	2130	266	572	.465	10	33	.303	78	105	.743	23	115	138	455	142	0	98	5	620	7.6	22
Hassett	6	139	19	44	.432	1	9	.111	0	0	.000	3	8	11	21	14	0	2	0	39	6.5	10
Brown	50	743	118	245	.482	0	0	—	40	65	.615	56	122	178	16	126	0	8	21	276	5.5	21
Conner	75	1416	145	303	.479	0	4	.000	79	113	.699	69	152	221	253	141	1	116	7	369	4.9	16
Duerod	5	49	9	19	.474	0	0	—	0	0	—	0	3	5	5	0	2	1	18	3.6	8	
McDowell	14	130	13	29	.448	0	0	—	14	18	.778	15	15	30	4	26	0	2	4	40	2.9	12
Kenon (TOT)	16	146	19	45	.422	0	0	—	7	11	.636	14	16	30	5	15	0	2	0	45	2.8	22
Kenon (GS)	11	121	17	39	.436	0	0	—	7	11	.636	13	13	26	5	13	0	1	0	41	3.7	12
D. Smith	27	154	21	51	.412	0	2	.000	17	25	.680	10	28	38	2	40	0	0	4	59	2.2	10
Engler	54	369	38	94	.404	0	0	—	5	16	.313	43	61	104	11	95	1	7	17	81	1.5	8

NOTES

- Warriors players missed 238 games due to injury or illness, the most recorded in the NBA at that time.
- Team consisted of a club record 19 different players (record since eclipsed).
- Joe Barry Carroll finished seventh in league scoring (24.1 ppg) and Purvis Short ranked 19th (21.4 ppg).
- Team finished fifth in the division, 28 games behind Los Angeles.


GAME-BY-GAME RESULTS RECORD 30-52



DATE	G	OPPONENT	W/L	SCORE	ATTENDANCE	RECORD
10/29	1	at Los Angeles	W	132-117	15,802	1-0
10/30	2	Houston	W	117-110	7,506	2-0
11/3	3	New York	W	99-97	13,335	3-0
11/5	4	San Antonio	L	104-105	10,590	3-1
11/6	5	at Denver	L	118-127	12,929	3-2
11/9	6	at Portland	L	96-111	12,666	3-3
11/10	7	Cleveland	L	120-132 (OT)	6,390	3-4
11/13	8	Atlanta	W	114-101	12,010	4-4
11/16	9	at Chicago	L	120-125	5,706	4-5
11/17	10	at Indiana	L	122-124 (OT)	3,076	4-6
11/19	11	at Detroit	L	102-106	9,165	4-7
11/20	12	at San Antonio	L	112-134	8,369	4-8
11/23	13	New Jersey	L	103-110	9,200	4-9
11/27	14	Seattle	L	118-133	12,968	4-10
11/28	15	at Los Angeles	L	127-142	16,125	4-11
11/30	16	Phoenix	W	110-98	6,759	5-11
12/2	17	at Dallas	L	100-110	7,678	5-12
12/3	18	at Kansas City	W	123-107	5,882	6-12
12/5	19	Utah	W	119-111	5,911	7-12
12/7	20	San Diego	W	121-114	6,587	8-12
12/9	21	Portland	L	98-107	6,407	8-13
12/10	22	at Seattle	W	101-100	13,711	9-13
12/11	23	Los Angeles	L	107-128	13,335	9-14
12/14	24	Dallas	W	122-113	5,737	10-14
12/16	25	at Phoenix	W	98-94	9,141	11-14
12/18	26	Kansas City	L	90-106	7,268	11-15
12/21	27	Houston	W	92-85	6,427	12-15
12/23	28	at Seattle	L	95-120	10,791	12-16
12/27	29	at Denver	L	125-130	7,730	12-17
12/29	30	Los Angeles	L	110-120	13,335	12-18
1/1	31	at Portland	L	74-102	12,666	12-19
1/2	32	Indiana	W	114-105	5,192	13-19
1/4	33	Utah	L	88-100	5,403	13-20
1/6	34	Portland	W	94-93	6,322	14-20
1/8	35	Seattle	W	110-104	12,269	15-20
1/11	36	at New York	L	79-103	7,995	15-21
1/12	37	at Boston	L	117-139	15,320	15-22
1/14	38	at Washington	W	116-104	6,847	16-22
1/16	39	at Milwaukee	L	108-109	9,011	16-23
1/18	40	Dallas	L	102-112	6,163	16-24
1/19	41	at Utah	W	103-95	7,606	17-24
1/21	42	Denver	W	136-121	9,351	18-24
1/22	43	at San Diego	L	89-99	4,229	18-25
1/27	44	at Houston	L	84-98	6,421	18-26
1/29	45	Milwaukee	W	110-102	11,671	19-26
2/3	46	Philadelphia	L	111-117	13,335	19-27
2/5	47	San Antonio	W	106-102	8,766	20-27
2/6	48	Phoenix	L	92-109	8,646	20-28
2/9	49	at Kansas City	L	98-103	6,084	20-29
2/10	50	at San Antonio	L	109-128	8,384	20-30
2/15	51	Washington	W	111-93	7,543	21-30
2/17	52	San Diego	L	102-112	8,061	21-31
2/19	53	Boston	W	115-109	13,335	22-31
2/20	54	at Seattle	L	112-116	15,006	22-32
2/22	55	at Atlanta	W	109-97	5,532	23-32
2/23	56	at Cleveland	L	98-99	3,412	23-33
2/25	57	at New Jersey	L	107-115	12,458	23-34
2/27	58	at Philadelphia	L	104-115	17,584	23-35
3/1	59	Detroit	L	103-114	8,671	23-36
3/2	60	Denver	L	108-128	6,508	23-37
3/4	61	at Phoenix	L	102-109	13,027	23-38
3/5	62	Utah	W	127-121	7,906	24-38
3/8	63	Los Angeles	L	112-116	13,335	24-39
3/10	64	at Houston	W	119-109	6,136	25-39
3/12	65	at San Antonio	L	120-131	9,805	25-40
3/15	66	at Denver	L	115-139	12,558	25-41
3/16	67	Chicago	L	111-113	8,150	25-42
3/18	68	Houston	L	120-122	6,702	25-43
3/20	69	at Kansas City	L	114-128	5,773	25-44
3/22	70	at Dallas	L	102-111	9,978	25-45
3/26	71	at San Diego	L	117-121 (OT)	4,039	25-46
3/29	72	Dallas	W	109-106	5,972	26-46
4/1	73	at Utah	L	108-112	9,572	26-47
4/2	74	Kansas City	L	112-122	5,232	26-48
4/5	75	at Phoenix	L	106-126	9,033	26-49
4/7	76	Portland	W	118-107	4,129	27-49
4/8	77	at Los Angeles	L	107-118	15,176	27-50
4/10	78	San Diego	W	102-93	3,474	28-50
4/12	79	Phoenix	L	108-115	3,632	28-51
4/13	80	at San Diego	W	113-92	3,842	29-51
4/15	81	at Portland	L	106-112	12,666	29-52
4/16	82	Seattle	W	133-122 (OT)	7,713	30-52

HISTORY

GOLDEN STATE WARRIORS 1983-84



BACK ROW (left to right): Assistant Coach Bob Zuffelato, Executive Vice President Ken Macker, Larry Smith, Russell Cross, Chris Engler, Joe Barry Carroll, Darren Tillis, Mickey Johnson, Pace Mannion, Head Coach John Bach. FRONT: Vice President of Player Personnel/Marketing Director Bob Bestor, Trainer Dick D'Oliiva, Don Collins, Lester Conner, Eric Floyd, President Franklin Mieuli, Purvis Short, Mike Bratz, General Manager Alvin Attles.

PLAYER	3-PT FG										REBOUNDS											
	G	MIN	FGM	FGA	FG%	3P	3PA	3P%	FTM	FTA	FT%	OFF	DEF	TOT	AST	PF	DQ	STL	BLK	PTS	PPG	HI
Short	79	2945	714	1509	.473	22	72	.306	353	445	.793	184	254	438	246	252	2	103	11	1803	22.8	57
Carroll	80	2962	663	1390	.477	0	1	.000	313	433	.723	235	401	636	198	244	9	103	142	1639	20.5	32
Floyd	77	2555	484	1045	.463	8	45	.178	315	386	.816	87	184	271	269	216	0	103	31	1291	16.8	38
Johnson	78	2122	359	852	.421	5	29	.172	339	432	.785	198	320	518	219	290	3	101	3	1062	13.6	40
Conner	82	2573	360	730	.493	1	6	.167	186	259	.718	132	173	305	401	176	1	162	12	907	11.1	24
Smith	75	2091	244	436	.560	0	0	—	94	168	.560	282	390	672	72	274	6	61	22	582	7.8	25
Collins	61	957	187	387	.483	1	5	.200	65	89	.730	62	67	129	67	119	1	43	14	440	7.2	22
Bratz	82	1428	213	521	.409	15	51	.294	120	137	.876	41	102	143	252	155	0	84	6	561	6.8	23
Brewer	13	210	27	58	.466	0	1	.000	11	17	.647	5	8	13	6	10	0	6	5	65	5.0	10
Williams	7	59	11	26	.423	0	0	—	6	7	.857	4	9	13	2	6	0	6	3	28	4.0	11
Cross	45	354	64	112	.571	0	0	—	38	91	.418	35	47	82	22	58	0	12	7	166	3.7	15
Tillis	72	730	108	254	.425	0	2	.000	41	63	.651	75	109	184	24	176	1	12	60	257	3.6	15
Mannion	57	469	50	126	.397	3	13	.231	18	23	.783	23	36	59	47	63	0	25	2	121	2.1	14
Romar	3	15	2	5	.400	0	1	.000	2	4	.500	1	1	1	1	0	0	0	0	6	2.0	4
Engler	46	360	33	83	.398	0	0	—	14	23	.609	27	70	97	11	68	0	9	3	80	1.7	10

NOTES


- John Bach became the oldest rookie head coach in NBA history at the age of 58.
- Purvis Short scored an NBA season-high 57 points on 1/7/84 vs. San Antonio.
- Short finished 10th in the league in scoring (22.8 ppg).
- Short was chosen NBA Player of the Week for 1/2-1/8/84.
- Lester Conner ranked ninth in the NBA in steals (1.98 spg).
- Mickey Johnson was the NBA Player of the Week for 2/27-3/4/84.
- Team finished fifth in the division and missed the playoffs by one game.

GAME-BY-GAME RESULTS RECORD 37-45



DATE	G	OPPONENT	W/L	SCORE	ATTENDANCE	RECORD
10/28	1	at Seattle	W	110-109	15,372	1-0
10/29	2	Portland	W	97-95	6,550	2-0
11/1	3	at Kansas City	L	114-116	8,140	2-1
11/3	4	at Utah	L	112-129	6,147	2-2
11/5	5	New York	W	102-100	10,876	3-2
11/8	6	Atlanta	W	97-90	7,021	4-2
11/10	7	Phoenix	L	99-104	5,267	4-3
11/12	8	Cleveland	W	109-102	6,780	5-3
11/13	9	at Phoenix	L	98-113	9,206	5-4
11/15	10	San Antonio	W	115-112	7,450	6-4
11/17	11	Denver	L	120-131	6,104	6-5
11/19	12	at Houston	L	105-125	9,358	6-6
11/22	13	at Washington	W	102-101	4,895	7-6
11/23	14	at Milwaukee	L	94-118	8,795	7-7
11/25	15	at Indiana	W	110-105	8,111	8-7
11/26	16	at Dallas	L	109-115	12,190	8-8
11/29	17	Los Angeles	L	105-111	11,761	8-9
12/1	18	Kansas City	W	106-95	4,463	9-9
12/2	19	at San Diego	L	108-109	4,511	9-10
12/6	20	Seattle	W	108-103	6,788	10-10
12/8	21	Detroit	W	130-129	6,617	11-10
12/10	22	Dallas	L	123-126 (OT)	8,281	11-11
12/11	23	at Portland	L	101-105	12,666	11-12
12/13	24	New Jersey	L	122-133	7,315	11-13
12/15	25	Kansas City	W	119-116	4,971	12-13
12/17	26	at Utah	L	111-127	8,567	12-14
12/18	27	San Diego	W	99-97	4,744	13-14
12/20	28	Phoenix	L	105-109	6,329	13-15
12/22	29	Los Angeles	W	109-102	10,621	14-15
12/23	30	at Los Angeles	L	116-123	13,116	14-16
12/27	31	Utah	L	102-111	9,905	14-17
12/28	32	at Phoenix	L	105-128	10,506	14-18
12/30	33	at Los Angeles	W	116-105	14,177	15-18
1/3	34	Philadelphia	W	115-106	13,355	16-18
1/7	35	San Antonio	W	154-133	11,491	17-18
1/10	36	at Atlanta	L	101-103	4,079	17-19
1/11	37	at Boston	L	112-135	14,890	17-20
1/13	38	at New Jersey	W	114-111	10,352	18-20
1/14	39	at Philadelphia	L	103-129	16,071	18-21
1/17	40	San Diego	W	123-110	6,867	19-21
1/19	41	Portland	W	107-103	8,619	20-21
1/21	42	at Denver	L	115-126	10,885	20-22
1/24	43	at Houston	L	98-118	10,138	20-23
1/25	44	at Dallas	L	110-112 (OT)	11,774	20-24
1/26	45	at San Antonio	L	116-123	7,926	20-25
1/31	46	Milwaukee	L	119-123 (OT)	12,095	20-26
2/2	47	San Antonio	W	117-107	5,802	21-26
2/4	48	Phoenix	W	107-104	10,278	22-26
2/6	49	at New York	L	94-116	9,868	22-27
2/8	50	at Cleveland	L	108-119	2,675	22-28
2/10	51	at Detroit	L	116-134	15,440	22-29
2/11	52	at Chicago	L	96-101	5,089	22-30
2/14	53	Seattle	W	105-102	6,521	23-30
2/16	54	Boston	L	115-125	13,335	23-31
2/18	55	Washington	W	113-107	8,135	24-31
2/21	56	Denver	W	135-133	6,537	25-31
2/23	57	San Diego	L	103-108	6,015	25-32
2/25	58	at Houston	W	118-112	10,560	26-32
2/28	59	Denver	W	140-137 (OT)	7,616	27-32
3/2	60	at San Diego	W	110-103	5,599	28-32
3/3	61	Houston	L	106-108	13,335	28-33
3/6	62	Indiana	W	125-109	6,472	29-33
3/10	63	at Dallas	L	103-120	16,436	29-34
3/11	64	at Kansas City	W	115-109	6,607	30-34
3/13	65	Chicago	L	101-112	8,080	30-35
3/15	66	Utah	L	111-115	8,590	30-36
3/17	67	at Portland	L	96-133	12,666	30-37
3/18	68	at Seattle	L	99-126	8,586	30-38
3/20	69	Seattle	W	103-102	7,948	31-38
3/23	70	at Utah	W	115-104	6,241	32-38
3/24	71	Portland	L	94-106	9,034	32-39
3/27	72	at San Antonio	L	116-117 (OT)	9,373	32-40
3/29	73	at Phoenix	L	119-124 (OT)	9,027	32-41
3/30	74	at San Diego	L	112-124	4,279	32-42
4/1	75	at Los Angeles	L	110-121	13,754	32-43
4/3	76	Houston	W	99-92	6,811	33-43
4/5	77	at Denver	W	128-124	13,880	34-43
4/7	78	Kansas City	W	98-99	9,000	35-43
4/10	79	Los Angeles	W	117-115	13,335	36-43
4/12	80	at Seattle	L	100-105	9,939	36-44
4/13	81	at Portland	L	101-102	12,666	36-45
4/15	82	Dallas	W	98-96	6,733	37-45

GOLDEN STATE WARRIORS 1984-85



BACK ROW (left to right): Assistant Coach Bob Zuffelato, Peter Thibeaux, Gary Plummer, Chuck Aleksinas, Jerome Whitehead, Mickey Johnson, Larry Smith, Head Coach John Bach. FRONT: Othell Wilson, Lester Conner, Purvis Short, Eric Floyd, Mike Bratz, Terry Teagle, Trainer Dick D'Oliva. Not Pictured: Steve Burt.

PLAYER	G	MIN	FGM	FGA	FG%	3-PT FG			FTM	FTA	FT%	REBOUNDS				PF	DQ	STL	BLK	PTS	PPG	HI
						3P	3PA	3P%				OFF	DEF	TOT	AST							
Short	78	3081	819	1780	.460	47	150	.313	501	613	.817	157	241	398	234	255	4	116	27	2186	28.0	59
Floyd	82	2873	610	1372	.445	42	143	.294	336	415	.810	62	140	202	406	226	1	134	41	1598	19.5	33
Johnson	66	1565	304	714	.426	7	30	.233	260	316	.823	149	247	396	149	221	5	70	35	875	13.3	27
Whitehead	79	2536	421	825	.510	0	0	—	184	235	.783	219	403	622	53	322	8	45	43	1026	13.0	27
Smith	80	2497	366	690	.530	0	0	—	155	256	.605	405	464	869	96	285	5	78	54	887	11.1	21
Teagle (TOT)	21	349	74	137	.540	2	4	.500	25	35	.714	22	21	43	14	36	0	13	5	175	8.3	24
Teagle (GS)	19	344	73	135	.541	2	4	.500	25	35	.714	22	21	43	14	34	0	13	5	173	9.1	24
Conner	79	2258	246	546	.451	4	20	.200	144	192	.750	87	159	246	369	136	1	161	13	640	8.1	21
Bratz	56	746	106	250	.424	0	0	—	69	82	.841	11	47	58	122	76	1	47	4	287	5.1	19
Aleksinas	74	1114	161	337	.478	0	1	.000	55	75	.733	87	183	270	36	171	1	15	15	377	5.1	15
Thibeaux	51	461	94	195	.482	0	2	.000	43	67	.642	29	40	69	17	85	1	11	17	231	4.5	22
Wilson	74	1260	134	291	.460	3	16	.188	54	76	.711	35	96	131	217	122	0	77	12	325	4.4	15
Burt	47	418	72	188	.383	0	1	.000	53	77	.688	10	8	28	20	76	0	21	4	197	4.2	14
Plummer	66	702	92	232	.397	1	4	.250	65	92	.707	54	80	134	26	127	1	15	14	250	3.8	16

NOTES


- Warriors tied with Indiana for the worst record in the NBA (22-60).
- Posted a 17-24 mark at home, but were 5-36 on the road.
- Allowed opponents the highest field goal percentage (.536 FG%) and points against average (117.7 ppg) in the NBA.
- Veteran free agent center Joe Barry Carroll did not sign a contract and played in Italy for the duration of the regular season.
- Purvis Short finished fourth in the NBA in scoring (28.0 ppg).
- Larry Smith ranked sixth in the league in rebounding (10.9 rpg).
- Lester Conner finished 10th in the NBA in steals (2.04 spg).

GAME-BY-GAME RESULTS RECORD 22-60



DATE	G	OPPONENT	W/L	SCORE	ATTENDANCE	RECORD
10/26	1	Phoenix.....	L	114-122	6,547	0-1
10/27	2	at Denver.....	L	121-125	8,256	0-2
10/30	3	at L.A. Lakers.....	L	110-144	11,545	0-3
11/1	4	San Antonio.....	L	108-123	3,980	0-4
11/3	5	Utah.....	W	112-107	5,280	1-4
11/8	6	L.A. Lakers.....	W	122-106	10,523	2-4
11/9	7	at Utah.....	L	117-125 (OT)	8,743	2-5
11/11	8	at Portland.....	L	97-109	12,666	2-6
11/13	9	at Seattle.....	L	102-109	5,105	2-7
11/15	10	Dallas.....	W	117-112	4,625	3-7
11/17	11	New Jersey.....	L	114-131	7,784	3-8
11/20	12	at New York.....	L	101-106	8,863	3-9
11/21	13	at Boston.....	L	91-135	14,890	3-10
11/23	14	at Cleveland.....	W	107-106	5,402	4-10
11/24	15	at Milwaukee.....	L	97-103	10,656	4-11
11/27	16	Chicago.....	W	109-103	13,295	5-11
11/29	17	Kansas City.....	W	110-107	3,782	6-11
12/1	18	at Phoenix.....	L	103-115	11,051	6-12
12/4	19	Utah.....	L	105-107	4,918	6-13
12/6	20	Houston.....	W	114-113	13,295	7-13
12/8	21	Phoenix.....	L	98-102	6,192	7-14
12/11	22	L.A. Clippers.....	L	104-116	5,806	7-15
12/12	23	at L.A. Lakers.....	L	107-131	12,476	7-16
12/14	24	Portland.....	W	105-92	4,858	8-16
12/16	25	at L.A. Clippers.....	L	85-103	6,862	8-17
12/18	26	Denver.....	L	122-126 (OT)	5,309	8-18
12/21	27	Seattle.....	W	94-91	4,391	9-18
12/25	28	at Portland.....	L	97-106	12,666	9-19
12/27	29	at Seattle.....	W	101-98	8,440	10-19
12/29	30	Philadelphia.....	L	95-109	13,295	10-20
1/3	31	Indiana.....	L	96-112	4,695	10-21
1/5	32	Houston.....	L	94-103	13,295	10-22
1/7	33	at Kansas City.....	L	101-110	4,794	10-23
1/8	34	at San Antonio.....	L	94-139	6,578	10-24
1/10	35	Seattle.....	L	85-89	4,778	10-25
1/12	36	L.A. Clippers.....	L	102-104	7,856	10-26
1/15	37	Dallas.....	L	104-149	6,247	10-27
1/16	38	at Denver.....	L	107-115	7,235	10-28
1/19	39	L.A. Lakers.....	L	109-130	13,295	10-29
1/21	40	at Indiana.....	L	127-129 (2OT)	6,848	10-30
1/22	41	at Washington.....	L	104-109	5,987	10-31
1/24	42	at Detroit.....	L	118-137	9,446	10-32
1/26	43	at Kansas City.....	L	111-120	4,999	10-33
1/29	44	Milwaukee.....	L	101-108	7,060	10-34
1/31	45	Portland.....	L	109-129	6,717	10-35
2/2	46	New York.....	W	114-98	9,321	11-35
2/4	47	at San Antonio.....	L	109-114 (OT)	6,918	11-36
2/6	48	at Dallas.....	L	103-129	16,663	11-37
2/7	49	at Houston.....	L	105-112	11,921	11-38
2/12	50	Utah.....	L	110-122	5,668	11-39
2/13	51	at L.A. Clippers.....	L	105-108	7,230	11-40
2/15	52	Boston.....	L	100-107	13,295	11-41
2/17	53	Washington.....	W	125-121 (2OT)	6,565	12-41
2/19	54	at Atlanta.....	L	104-107	4,731	12-42
2/20	55	at Philadelphia.....	L	116-137	10,256	12-43
2/22	56	at New Jersey.....	W	131-127	10,061	13-43
2/23	57	at Chicago.....	L	125-140	11,457	13-44
2/26	58	Seattle.....	W	128-119	5,104	14-44
2/28	59	Portland.....	W	124-120	5,355	15-44
3/2	60	L.A. Clippers.....	W	108-102	7,403	16-44
3/4	61	Cleveland.....	L	104-108	5,048	16-45
3/6	62	at L.A. Lakers.....	L	119-145	15,371	16-46
3/9	63	at Phoenix.....	W	118-115	12,730	17-46
3/12	64	San Antonio.....	W	145-122	6,516	18-46
3/14	65	Atlanta.....	L	112-120	6,523	18-47
3/15	66	at Portland.....	L	101-126	12,666	18-48
3/17	67	at L.A. Clippers.....	W	109-100	8,738	19-48
3/18	68	at Utah.....	L	125-136	8,274	19-49
3/20	69	at Seattle.....	L	109-123	5,641	19-50
3/21	70	Detroit.....	L	113-122	8,458	19-51
3/23	71	Phoenix.....	W	123-109	6,655	20-51
3/26	72	at Dallas.....	L	107-134	16,997	20-52
3/27	73	at San Antonio.....	L	120-121	8,820	20-53
3/29	74	at Houston.....	L	116-121	11,300	20-54
3/30	75	at Kansas City.....	L	121-137	4,999	20-55
4/2	76	Dallas.....	L	121-127	5,113	20-56
4/4	77	Houston.....	W	113-108	10,322	21-56
4/6	78	Kansas City.....	W	141-125	4,836	22-56
4/7	79	at Denver.....	L	125-130	10,089	22-57
4/11	80	L.A. Lakers.....	L	130-137	10,400	22-58
4/13	81	Denver.....	L	120-127	6,176	22-59
4/14	82	at Phoenix.....	L	111-124	10,121	22-60

GOLDEN STATE WARRIORS 1985-86



BACK ROW (left to right): Assistant Coach Bob Zuffelato, Peter Thibeaux, Gary Plummer, Peter Verhoeven, Joe Barry Carroll, Jerome Whitehead, Greg Ballard, Larry Smith, Head Coach John Bach. FRONT: Owner and President Franklin Mieuli, Assistant General Manager Hal Childs, Lester Conner, Eric Floyd, Purvis Short, Chris Mullin, Geoff Huston, Terry Teagle, Trainer Dick D'Oliva.

PLAYER	G	MIN	FGM			3-PT FG			FTM			REBOUNDS			PF	DQ	STL	BLK	PTS	PPG	HI	
			FGA	FG%	3P	3PA	3P%	FTA	FT%	OFF	DEF	TOT	AST									
Short	64	2427	633	1313	.482	15	49	.306	351	406	.865	126	203	329	237	229	5	92	22	1632	25.5	44
Carroll	79	2801	650	1404	.463	0	2	.000	377	501	.752	193	477	670	176	277	13	101	143	1677	21.2	34
Floyd	82	2764	510	1007	.506	39	119	.328	351	441	.796	76	221	297	746	199	2	157	16	1410	17.2	32
Teagle	82	2158	475	958	.496	4	25	.160	211	265	.796	96	139	235	115	241	2	71	34	1165	14.2	33
Mullin	55	1391	287	620	.463	5	27	.185	189	211	.896	42	73	115	105	130	1	70	23	768	14.0	26
Smith	77	2441	314	586	.536	0	1	.000	112	227	.493	384	472	856	95	286	7	62	50	740	9.6	21
Ballard	75	1792	272	570	.477	17	35	.486	101	126	.802	132	285	417	83	174	0	65	8	662	8.8	25
Thibeaux	42	531	100	233	.429	2	5	.400	29	48	.604	28	47	75	28	82	1	23	15	231	5.5	18
Huston	82	1208	140	273	.513	2	6	.333	63	92	.685	10	55	65	342	67	0	38	4	345	4.2	13
Conner	36	413	51	136	.375	0	0	—	40	54	.741	25	37	62	43	23	0	24	1	144	4.0	11
Whitehead	81	1079	126	294	.429	0	0	—	60	97	.619	94	234	328	19	176	2	18	19	312	3.9	18
Verhoeven	61	749	90	167	.539	1	2	.500	25	43	.581	65	95	160	29	141	3	29	17	206	3.4	16
Williams	5	25	2	5	.400	0	0	—	3	6	.500	0	6	6	0	7	1	1	2	7	1.4	2
Crevier	1	1	0	1	.000	0	0	—	0	0	—	0	0	0	0	0	0	0	0	0	0.0	0

NOTES

- Larry Smith established a team record with 16 offensive rebounds vs. Denver on 3/23/86, marking the fourth-highest total ever recorded in the NBA at the time.
- Purvis Short finished fifth in the NBA in scoring (25.5 ppg).
- Joe Barry Carroll ranked 17th in the NBA in scoring (21.2 ppg).
- Larry Smith ranked sixth in the league in rebounding (11.1 rpg).
- Eric Floyd ranked sixth in the NBA in assists (9.1 apg).
- Warriors selected Chris Mullin with the seventh pick in the 1985 NBA Draft.
- Mullin finished second in the league in free throw percentage (.896 FT%).
- Oakland Coliseum Arena seating expanded from 13,295 to 15,011 and the Warriors recorded six sellouts.

GAME-BY-GAME RESULTS RECORD 30-52



DATE	G	OPPONENT	W/L	SCORE	ATTENDANCE	RECORD
10/25	1	Denver	L	105-119	6,593	0-1
10/27	2	at Portland	L	99-116	12,666	0-2
10/29	3	Chicago	L	105-111	11,210	0-3
10/31	4	New York	W	111-104	12,181	1-3
11/2	5	L.A. Lakers	L	116-120	14,401	1-4
11/5	6	at Utah	L	99-118	9,794	1-5
11/6	7	Seattle	W	105-101	5,506	2-5
11/8	8	Atlanta	W	130-119	14,780	3-5
11/10	9	Sacramento	W	117-111	11,568	4-5
11/12	10	L.A. Clippers	W	127-115	10,067	5-5
11/14	11	at Sacramento	L	103-112	10,333	5-6
11/16	12	Phoenix	W	118-105	12,895	6-6
11/19	13	at Cleveland	W	110-104	8,825	7-6
11/20	14	at Philadelphia	L	113-117	10,070	7-7
11/22	15	at Detroit	L	96-115	14,560	7-8
11/23	16	at Chicago	L	108-135	10,377	7-9
11/26	17	at Houston	L	108-130	13,926	7-10
11/27	18	Denver	W	104-102	11,359	8-10
11/30	19	Utah	L	88-89	12,309	8-11
12/2	20	at Utah	L	100-103	9,376	8-12
12/3	21	Dallas	L	100-107	7,332	8-13
12/5	22	L.A. Clippers	W	121-104	6,263	9-13
12/7	23	at Dallas	L	110-120	17,007	9-14
12/8	24	at San Antonio	L	114-121	5,572	9-15
12/10	25	at Portland	L	92-94	12,666	9-16
12/11	26	Phoenix	L	113-123	6,795	9-17
12/13	27	Portland	L	124-127 (OT)	11,792	9-18
12/15	28	Seattle	W	112-105	6,437	10-18
12/17	29	at Denver	L	114-122	8,356	10-19
12/18	30	at L.A. Clippers	L	99-103	12,907	10-20
12/21	31	at Phoenix	L	98-115	10,140	10-21
12/26	32	Sacramento	W	131-121	10,431	11-21
12/27	33	at Seattle	L	102-114	10,440	11-22
12/29	34	at L.A. Lakers	W	130-122	17,505	12-22
1/2	35	Houston	L	115-120	15,011	12-23
1/4	36	San Antonio	L	116-122	9,526	12-24
1/5	37	at Portland	L	120-136	12,666	12-25
1/7	38	at Houston	L	115-124	15,646	12-26
1/10	39	at San Antonio	L	94-124	7,326	12-27
1/11	40	at Dallas	L	123-127 (OT)	17,007	12-28
1/13	41	Indiana	W	119-108	7,199	13-28
1/15	42	Utah	W	150-104	7,050	14-28
1/17	43	Sacramento	L	111-125	11,409	14-29
1/19	44	at Milwaukee	L	109-122	10,920	14-30
1/21	45	at New York	L	114-121 (OT)	19,090	14-31
1/22	46	at Atlanta	L	100-131	4,494	14-32
1/24	47	at Boston	L	114-135	14,890	14-33
1/25	48	at Indiana	L	101-124	11,441	14-34
1/28	49	New Jersey	L	113-117	8,138	14-35
1/30	50	Milwaukee	L	108-120	8,421	14-36
2/1	51	Philadelphia	W	125-121	15,011	15-36
2/4	52	at Phoenix	L	118-127	9,930	15-37
2/11	53	L.A. Lakers	W	137-113	15,011	16-37
2/13	54	Washington	W	109-105	10,125	17-37
2/15	55	at Denver	L	100-113	15,343	17-38
2/17	56	Houston	L	110-116	11,222	17-39
2/19	57	Boston	L	100-115	15,011	17-40
2/21	58	at L.A. Clippers	W	125-123	7,824	18-40
2/23	59	at Sacramento	L	124-127	10,333	18-41
2/25	60	at New Jersey	W	116-109	10,060	19-41
2/27	61	at Washington	L	102-114	8,125	19-42
3/1	62	at Dallas	L	110-119	17,007	19-43
3/3	63	at L.A. Lakers	L	117-127	16,045	19-44
3/4	64	San Antonio	W	129-126 (OT)	6,068	20-44
3/6	65	L.A. Lakers	L	111-112	15,011	20-45
3/8	66	Cleveland	W	138-128	8,842	21-45
3/10	67	Seattle	L	108-111	5,900	21-46
3/12	68	at Utah	W	118-111	10,235	22-46
3/16	69	Phoenix	W	130-112	6,044	23-46
3/18	70	L.A. Clippers	W	126-122	5,458	24-46
3/20	71	at Seattle	L	104-116	5,096	24-47
3/23	72	Denver	W	113-111	9,305	25-47
3/25	73	Detroit	W	125-121	11,897	26-47
3/27	74	San Antonio	W	121-118	5,745	27-47
3/29	75	Portland	W	130-129	7,766	28-47
3/30	76	at L.A. Lakers	L	117-124	17,505	28-48
4/1	77	at Houston	L	121-125	14,803	28-49
4/2	78	at Phoenix	L	101-110	10,383	28-50
4/5	79	at L.A. Clippers	W	107-106	10,832	29-50
4/8	80	Dallas	W	129-115	5,452	30-50
4/11	81	Portland	L	130-131	6,863	30-51
4/12	82	at Seattle	L	101-121	12,019	30-52

HISTORY

GOLDEN STATE WARRIORS 1986-87



BACK ROW (left to right): Head Coach George Karl, Purvis Short, Rod Higgins, Greg Ballard, Joe Barry Carroll, Jerome Whitehead, Larry Smith, Ben McDonald, Clinton Smith, Assistant Coach and Director of Player Personnel Jack McMahon. FRONT: Owner and Chairman James Fitzgerald, Owner and President Daniel Finnane, Chris Mullin, Eric Floyd, Terry Teagle, Perry Moss, Kevin Henderson, Trainer Dick D'Oliva, Assistant Coach Herman Kull, Assistant Coach Ed Gregory.

PLAYER	G	MIN	3-PT FG			REBOUNDS															
			FGM	FGA	FG%	3P	3PA	3P%	FTM	FTA	FT%	OFF	DEF	TOT	AST	PF	DQ	STL	BLK	PTS	PPG
Carroll	81	2724	690	1461	.472	0	0	—	340	432	.787	173	416	589	214	255	2	92	123	1720	21.2
Floyd	82	3064	503	1030	.488	73	190	.384	462	537	.860	56	212	268	848	199	1	146	18	1541	18.8
Short	34	950	240	501	.479	4	17	.235	137	160	.856	55	82	137	86	103	1	45	7	621	18.3
Mullin	82	2377	477	928	.514	19	63	.302	269	326	.825	39	142	181	261	217	1	98	36	1242	15.1
Teagle	82	1650	370	808	.458	0	10	.000	182	234	.778	68	107	175	105	190	0	68	13	922	11.2
L. Smith	80	2374	297	544	.546	0	1	.000	113	197	.574	366	551	917	95	295	7	7	156	707	8.8
Higgins	73	1497	214	412	.519	3	17	.176	200	240	.833	72	165	237	96	145	0	40	21	631	8.6
Ballard	82	1579	248	564	.440	15	40	.375	68	91	.747	99	241	340	108	167	0	50	15	579	7.1
McDonald	63	1284	164	360	.456	1	8	.125	24	38	.632	63	120	183	84	200	5	27	8	353	5.6
Whitehead	73	937	147	327	.450	0	1	.000	79	113	.699	110	152	262	24	175	1	16	12	373	5.6
Washburn	35	385	57	145	.393	0	1	.000	18	51	.353	36	65	101	16	51	0	6	8	132	3.8
Moss	64	698	91	207	.440	1	14	.071	49	69	.710	29	66	95	90	96	0	42	3	232	3.6
C. Smith	41	341	50	117	.427	0	2	.000	27	36	.750	26	30	56	45	36	0	13	1	127	3.1
Henderson	5	45	3	8	.375	0	0	—	2	2	1.000	1	2	3	11	9	0	1	0	8	1.6

Western Conference First Round

Warriors win series 3-2

April 23	Golden State 85 at Utah 99
April 25	Golden State 100 at Utah 103
April 29	Utah 95 at Golden State 110
May 1	Utah 94 at Golden State 98
May 3	Golden State 118 at Utah 113

Western Conference Semifinals

Lakers win series 4-1

May 5	Golden State 116 at L.A. Lakers 125
May 7	Golden State 101 at L.A. Lakers 116
May 9	L.A. Lakers 133 at Golden State 108
May 10	L.A. Lakers 121 at Golden State 129
May 12	Golden State 106 at L.A. Lakers 118

NOTES


- Jim Fitzgerald and Dan Finnane purchased the Warriors franchise from Franklin Mieuli (May 23, 1986).
- George Karl was named head coach & finished second in Coach of the Year balloting.
- Joe Barry Carroll and Eric Floyd selected to the NBA Western Conference All-Star Team.
- Floyd set a club record for assists and ranked second in the league (10.3 apg).
- Floyd also established a club record for three-point field goals made (73 - record since eclipsed).
- Larry Smith finished sixth in the NBA in rebounding (11.5 rpg).
- Warriors qualified for the playoffs for the first time in 10 seasons.
- Floyd scored an NBA playoff-high 51 points in Game 4 of Conference Semifinals vs. Lakers, setting NBA playoff records with 39 points in the second half, including 29 in the fourth quarter.

GAME-BY-GAME RESULTS RECORD 42-40



DATE	G	OPPONENT	W/L	SCORE	ATTENDANCE	RECORD
10/31	1	at Phoenix	L	123-127	11,615	0-1
11/1	2	Denver	W	131-109	10,584	1-1
11/3	3	New York	W	104-95	9,016	2-1
11/5	4	Portland	W	102-92	7,717	3-1
11/7	5	Cleveland	L	114-115	9,463	3-2
11/11	6	at Portland	L	108-126	12,666	3-3
11/13	7	Philadelphia	W	112-104	15,025	4-3
11/15	8	Seattle	L	121-127	7,655	4-4
11/18	9	at Milwaukee	L	85-111	10,585	4-5
11/19	10	at Cleveland	W	112-104	8,113	5-5
11/21	11	at Boston	L	120-135	14,890	5-6
11/22	12	at New York	W	97-93	12,688	6-6
11/25	13	Utah	W	111-106	7,594	7-6
11/28	14	at Sacramento	W	103-97	10,333	8-6
11/29	15	Chicago	W	113-106	15,025	9-6
12/2	16	Houston	W	104-99	9,657	10-6
12/4	17	L.A. Lakers	W	116-106	15,025	11-6
12/6	18	Dallas	L	104-109	11,509	11-7
12/7	19	at L.A. Lakers	L	100-132	14,937	11-8
12/9	20	Phoenix	W	94-109	7,059	11-9
12/11	21	at Houston	W	111-104	15,853	12-9
12/13	22	at San Antonio	W	117-102	6,486	13-9
12/16	23	at L.A. Clippers	W	119-117	6,813	14-9
12/18	24	Washington	L	110-128	11,819	14-10
12/20	25	at Denver	L	112-128	10,498	14-11
12/21	26	at Seattle	W	121-112	5,228	15-11
12/23	27	Portland	W	112-111	9,402	16-11
12/26	28	at Detroit	L	106-121	18,478	16-12
12/27	29	at Atlanta	L	108-119	16,074	16-13
12/29	30	at Washington	L	105-125	8,053	16-14
12/30	31	at Chicago	W	102-99	15,317	17-14
1/2	32	Sacramento	W	115-109	11,726	18-14
1/4	33	Phoenix	L	101-104	6,266	18-15
1/6	34	Houston	W	118-100	10,431	19-15
1/8	35	Seattle	L	108-115	7,790	19-16
1/10	36	L.A. Lakers	W	124-109	15,025	20-16
1/13	37	San Antonio	W	111-109	8,546	21-16
1/15	38	at L.A. Lakers	L	109-129	17,505	21-17
1/16	39	L.A. Clippers	W	118-106	7,831	22-17
1/18	40	at Portland	W	116-103	12,666	23-17
1/20	41	at Sacramento	L	114-123	10,333	23-18
1/21	42	at Denver	L	112-129	8,842	23-19
1/23	43	at Utah	L	100-123	12,212	23-20
1/27	44	Milwaukee	L	115-119	12,215	23-21
1/28	45	at Phoenix	L	104-131	9,939	23-22
1/30	46	Seattle	W	127-119	9,276	24-22
2/1	47	New Jersey	W	150-147 (4OT)	9,395	25-22
2/3	48	at San Antonio	L	103-111	5,926	25-23
2/5	49	at Houston	L	110-120	16,016	25-24
2/10	50	Indiana	L	125-126 (OT)	8,804	25-25
2/12	51	Boston	L	112-134	15,025	25-26
2/14	52	Atlanta	W	103-96	15,025	26-26
2/16	53	at Indiana	L	93-112	9,012	26-27
2/18	54	at Philadelphia	L	103-114	16,111	26-28
2/19	55	at New Jersey	W	110-106	11,791	27-28
2/21	56	at Dallas	L	111-122 (OT)	17,007	27-29
2/23	57	Dallas	L	95-121	10,609	27-30
2/26	58	L.A. Clippers	W	129-108	6,501	28-30
2/27	59	at L.A. Lakers	L	109-121	17,505	28-31
3/3	60	L.A. Lakers	L	109-114	15,025	28-32
3/5	61	Houston	W	109-105	11,998	29-32
3/8	62	San Antonio	W	137-111	9,914	30-32
3/10	63	Sacramento	W	125-114	10,816	31-32
3/11	64	at L.A. Clippers	W	121-111	8,298	32-32
3/15	65	at Portland	L	108-119	12,666	32-33
3/17	66	at Utah	L	103-118	11,649	32-34
3/19	67	Portland	W	125-124	10,241	33-34
3/21	68	at Phoenix	W	105-102	13,060	34-34
3/25	69	Detroit	W	127-115	15,025	35-34
3/27	70	at Seattle	W	106-105	9,091	36-34
3/28	71	Utah	W	116-110	12,808	37-34
4/2	72	at Denver	L	96-132	8,871	37-35
4/3	73	at Dallas	L	116-136	17,007	37-36
4/5	74	at San Antonio	W	120-119 (OT)	5,858	38-36
4/7	75	Denver	L	126-129 (OT)	6,666	38-37
4/9	76	Dallas	L	100-125	10,106	38-38
4/11	77	at Sacramento	W	124-118 (OT)	10,333	39-38
4/12	78	Utah	L	107-109	7,992	39-39
4/14	79	at L.A. Clippers	W	117-108	6,362	40-39
4/15	80	Phoenix	L	116-119	6,688	40-40
4/18	81	at Seattle	W	132-127	9,428	41-40
4/19	82	L.A. Clippers	W	105-85	5,730	42-40

GOLDEN STATE WARRIORS 1987-88



BACK ROW (left to right): Director of Player Personnel Jack McMahon, Ben McDonald, Jerome Whitehead, Dave Feitl, Ralph Sampson, Dave Hoppen, Tellis Frank, Larry Smith, Rod Higgins, General Manager Don Nelson, Head Coach George Karl. FRONT: Assistant Coach Herman Kull, Assistant Coach Ed Gregory, Trainer Tom Abdenour, Tony White, Steve Harris, Winston Garland, Terry Teagle, Otis Smith, Chris Mullin, Owner and Chairman Jim Fitzgerald.

PLAYER	G	MIN	FGM			3-PT FG			FTM			REBOUNDS			AST	PF	STL	TO	BLK	PTS	PPG
			FGA	FG%	3P	3PA	3P%	FTM	FTA	FT%	OFF	DEF	TOT								
Floyd	18	680	132	301	.439	1	20	.050	116	139	.835	26	65	91	178	46	27	67	2	318	21.2
Mullin	60	2033	470	926	.508	34	97	.351	239	270	.885	58	147	205	290	136	113	156	32	1213	20.2
Sampson (TOT)	48	1663	299	682	.438	2	11	.182	149	196	.760	140	322	462	122	164	41	171	88	749	15.6
Sampson (GS)	29	958	180	411	.438	0	5	.000	86	111	.775	82	208	290	85	101	24	109	55	446	18.4
Higgins	68	2188	381	725	.526	19	39	.487	273	322	.840	94	199	293	188	188	70	111	31	1054	15.5
Carroll	14	408	79	209	.378	0	1	.000	59	74	.797	21	72	93	19	46	13	43	25	217	13.5
Teagle	47	958	240	546	.454	1	9	.111	97	121	.802	41	40	81	61	95	32	80	4	514	12.6
Garland	67	2122	340	775	.439	13	39	.333	138	157	.879	68	159	227	429	188	116	167	7	831	12.4
O. Smith (TOT)	72	1549	325	662	.491	13	41	.317	178	229	.777	126	121	247	155	160	91	107	42	841	11.7
O. Smith (GS)	57	1358	288	569	.506	13	41	.317	157	201	.781	110	107	217	144	137	86	95	36	746	13.1
Harris (TOT)	58	1084	223	487	.458	0	7	.000	89	113	.788	53	73	126	87	89	50	56	8	535	9.2
Harris (GS)	44	885	189	401	.471	0	6	.000	74	97	.763	41	64	105	70	74	42	50	6	452	10.3
Frank	78	1597	242	565	.428	0	1	.000	150	207	.725	95	235	330	111	267	53	109	23	634	8.1
McDonald	81	2039	258	552	.467	9	35	.257	87	111	.784	133	202	335	138	246	39	93	8	612	7.6
Feitl	70	1128	182	404	.450	0	4	.000	94	134	.701	83	252	335	53	146	15	87	9	458	6.5
L. Smith	20	499	58	123	.472	0	1	.000	11	27	.407	79	103	182	25	63	12	36	11	127	6.4
Minniefield	11	202	25	48	.521	1	5	.200	14	23	.609	8	13	21	38	26	15	16	0	65	5.9
Hoppen (TOT)	39	642	84	183	.459	0	1	.000	54	62	.871	58	116	174	32	87	13	37	6	222	5.7
Hoppen (GS)	36	607	80	172	.465	0	1	.000	51	59	.864	54	113	167	30	84	13	35	6	211	5.9
Whitehead	72	1221	174	360	.483	0	0	—	59	82	.720	109	212	321	39	209	32	49	21	407	5.7
White (TOT)	49	581	111	249	.446	0	6	.000	37	54	.722	12	19	31	59	57	20	47	2	261	5.3
White (GS)	35	462	94	203	.463	0	5	.000	30	41	.732	11	17	28	49	43	19	34	2	218	6.2
Washburn	8	86	14	32	.438	0	0	—	5	8	.625	9	11	20	3	10	1	7	0	33	4.1
Henderson	12	170	19	48	.396	0	1	.000	10	14	.714	6	11	17	21	24	8	15	0	48	4.0
Washington	6	56	7	14	.500	0	0	—	2	2	1.000	9	10	19	0	13	4	4	4	16	2.7
Wade	11	123	3	20	.150	0	2	.000	2	4	.500	3	12	15	34	13	7	13	1	8	0.7

NOTES

- Don Nelson named executive vice president on 7/1/87, general manager on 12/31/87.
- and head coach effective after season on 4/5/88.
- Traded Joe Barry Carroll and Eric Floyd to Houston for Ralph Sampson and Steve Harris on 12/12/87.
- Team suffered 204 missed games due to player injury or illness.
- Utilized a then-franchise record 21 players during the season.
- Chris Mullin missed 22 games (12/12/87-1/29/88) as he voluntarily entered an alcohol rehabilitation program.
- Team posted the second-worst road record in franchise history (4-37).
- Head Coach George Karl resigned on 3/23/88 and Assistant Coach Ed Gregory served as acting head coach for the final 18 games.


GAME-BY-GAME RESULTS

RECORD 20-62



DATE	G	OPPONENT	W/L	SCORE	ATTENDANCE	RECORD
11/6	1	at Sacramento	L	106-134	10,333	0-1
11/7	2	Denver	L	99-103	13,223	0-2
11/10	3	at Phoenix	L	109-123	9,470	0-3
11/11	4	Phoenix	W	130-115	8,568	1-3
11/13	5	at L.A. Clippers	L	95-97	5,760	1-4
11/14	6	L.A. Lakers	L	110-118	15,025	1-5
11/15	7	at Milwaukee	L	108-120	10,716	1-6
11/18	8	at Atlanta	L	92-95	10,129	1-7
11/20	9	at Detroit	L	108-131	20,362	1-8
11/21	10	at New York	L	91-99	12,590	1-9
11/24	11	L.A. Clippers	L	120-123 (20T)	8,361	1-10
11/27	12	Philadelphia	W	109-103	14,617	2-10
12/1	13	Chicago	L	97-98	15,025	2-11
12/4	14	at Dallas	L	95-116	17,007	2-12
12/5	15	at Houston	L	96-121	16,611	2-13
12/9	16	Cleveland	W	113-112	10,257	3-13
12/11	17	Atlanta	L	93-109	13,972	3-14
12/12	18	at Utah	L	93-127	12,212	3-15
12/17	19	L.A. Lakers	L	106-113	15,025	3-16
12/19	20	Seattle	L	102-129	12,998	3-17
12/22	21	at Portland	L	91-136	12,666	3-18
12/23	22	Denver	W	129-117	10,071	4-18
12/26	23	at San Antonio	L	96-105	10,632	4-19
12/30	24	at Utah	L	103-104	12,212	4-20
1/2	25	Boston	L	110-115	15,025	4-21
1/5	26	San Antonio	W	129-119	8,981	5-21
1/7	27	Houston	L	113-120	15,025	5-22
1/9	28	Dallas	L	99-115	12,907	5-23
1/12	29	at L.A. Lakers	L	113-117	17,505	5-24
1/13	30	at Seattle	L	115-144	7,909	5-25
1/15	31	L.A. Clippers	W	123-116	9,108	6-25
1/16	32	at Denver	L	94-115	14,241	6-26
1/18	33	at Boston	L	101-121	14,890	6-27
1/20	34	at New Jersey	W	103-101	8,116	7-27
1/22	35	at Washington	L	91-115	12,703	7-28
1/23	36	at Chicago	L	94-121	17,856	7-29
1/25	37	Milwaukee	L	105-108	11,452	7-30
1/27	38	Portland	W	115-110	11,010	8-30
1/29	39	Utah	W	102-100	11,124	9-30
2/1	40	at Indiana	L	88-90	10,626	9-31
2/3	41	at Philadelphia	L	84-96	14,284	9-32
2/4	42	at Cleveland	W	96-90 (0T)	10,117	10-32
2/9	43	Sacramento	W	117-99	11,358	11-32
2/11	44	Indiana	L	107-108	9,532	11-33
2/13	45	Seattle	W	109-95	13,502	12-33
2/15	46	at San Antonio	W	126-122	5,484	13-33
2/16	47	at Houston	L	116-121	16,611	13-34
2/19	48	at Dallas	L	100-113	17,007	13-35
2/22	49	San Antonio	W	123-111	7,992	14-35
2/24	50	Detroit	L	93-107	14,340	14-36
2/26	51	New York	L	119-125	15,025	14-37
2/27	52	at Seattle	L	111-114	10,752	14-38
2/29	53	Washington	L	105-110	11,361	14-39
3/2	54	Houston	L	101-108	12,589	14-40
3/4	55	at L.A. Lakers	L	107-120	17,505	14-41
3/5	56	at Portland	L	117-123	12,666	14-42
3/8	57	Seattle	L	116-121 (0T)	11,178	14-43
3/10	58	New Jersey	W	128-112	9,008	15-43
3/11	59	at L.A.Clippers	W	101-96	7,276	16-43
3/13	60	at Houston	L	112-125	16,611	16-44
3/14	61	at Dallas	L	101-121	17,007	16-45
3/16	62	Phoenix	L	112-118	7,820	16-46
3/18	63	Portland	L	116-121	12,955	16-47
3/20	64	L.A. Lakers	L	127-130	15,025	16-48
3/23	65	Sacramento	W	126-118	9,391	17-48
3/25	66	at L.A. Clippers	L	98-113	7,884	17-49
3/26	67	Denver	L	108-131	9,893	17-50
3/30	68	at Phoenix	L	105-123	10,662	17-51
3/31	69	at Utah	L	92-115	12,444	17-52
4/2	70	at Denver	L	107-123	11,824	17-53
4/5	71	San Antonio	L	104-117	8,283	17-54
4/6	72	at Seattle	L	102-114	9,520	17-55
4/8	73	Phoenix	W	112-111	8,317	18-55
4/10	74	at Sacramento	L	115-121	10,333	18-56
4/11	75	Utah	L	102-113	9,168	18-57
4/13	76	Dallas	W	112-110	8,120	19-57
4/15	77	at Portland	L	113-147	12,666	19-58
4/16	78	L.A. Clippers	W	113-110	9,100	20-58
4/19	79	at Phoenix	L	107-122	8,939	20-59
4/20	80	Portland	L	117-131	9,049	20-60
4/22	81	Sacramento	L	109-117	10,577	20-61
4/24	82	at L.A. Lakers	L	100-136	17,505	20-62

GOLDEN STATE WARRIORS 1988-89



BACK ROW (left to right): Equipment Manager Scott Pruneau, Rod Higgins, Tellis Frank, Manute Bol, Ralph Sampson, Larry Smith, Chris Mullin, Mitch Richmond, Head Coach and General Manager Don Nelson. **FRONT** (left to right): Athletic Trainer Tom Abdenour, John Starks, Otis Smith, Winston Garland, Steve Alford, Terry Teagle, Assistant Coach Sam Schuler, Assistant Coach Garry St. Jean.

PLAYER	G	MIN	FGM	FGA	FG%	3-PT FG			FTM	FTA	FT%	REBOUNDS					PTS	PPG			
						3P	3PA	3P%				OFF	DEF	TOT	AST	PF			STL	TO	BLK
Mullin	82	3093	830	1630	.509	23	100	.230	493	553	.892	152	331	483	415	178	176	296	39	2176	26.5
Richmond	79	2717	649	1386	.468	33	90	.367	410	506	.810	158	310	468	334	223	82	269	13	1741	22.0
Teagle	66	1569	409	859	.476	2	12	.167	182	225	.809	110	153	263	96	173	79	116	17	1002	15.2
Garland	79	2661	466	1074	.434	10	43	.233	203	251	.809	101	227	328	505	216	175	187	14	1145	14.5
Higgins	81	1887	301	633	.476	66	168	.393	188	229	.821	111	265	376	160	172	39	76	42	856	10.6
O. Smith	80	1597	311	715	.435	7	37	.189	174	218	.798	128	202	330	140	165	88	129	40	803	10.0
Sampson	61	1086	164	365	.449	3	8	.375	62	95	.653	105	202	307	77	170	31	90	65	393	6.4
L. Smith	80	1897	219	397	.552	0	0	—	18	58	.310	272	380	652	118	248	61	110	54	456	5.7
Alford (TOT)	66	906	148	324	.457	20	55	.364	50	61	.820	10	62	72	92	57	45	45	3	366	5.5
Alford (GS)	57	868	145	313	.463	20	53	.377	49	59	.831	10	59	69	83	54	44	44	3	359	6.3
Starks	36	316	51	125	.408	10	26	.385	34	52	.654	15	26	41	27	36	23	39	3	146	4.1
Bol	80	1769	127	344	.369	20	91	.220	40	66	.606	116	346	416	27	226	11	79	345	314	3.9
Jones (TOT)	9	105	12	30	.400	0	0	—	8	13	.615	8	10	18	9	8	5	8	2	32	3.6
Jones (GS)	2	13	3	5	.600	0	0	—	0	0	—	2	0	2	2	0	3	1	0	6	3.0
Frank	32	245	34	91	.374	0	1	.000	39	51	.765	26	35	61	15	59	14	29	6	107	3.3
McDonald	11	103	13	19	.684	0	0	—	9	15	.600	4	8	12	5	11	4	3	0	35	3.2
Whitehead	5	42	3	6	.500	0	0	—	1	2	.500	0	5	5	2	8	1	2	0	7	1.4
Graham	7	22	3	10	.300	0	0	—	2	4	.500	8	3	11	0	6	0	2	0	8	1.1
Stroeder (TOT)	5	22	2	5	.400	0	0	—	0	0	—	5	9	14	3	3	0	3	2	4	0.8
Stroeder (GS)	4	20	2	5	.400	0	0	—	0	0	—	5	9	14	3	1	0	2	2	4	1.0

Western Conference First Round

Warriors win series 3-0

April 27	Golden State 123 at Utah 119
April 29	Golden State 99 at Utah 91
May 2	Utah 106 at Golden State 120

Western Conference Semifinals

Suns win series 4-1

May 6	Golden State 103 at Phoenix 130
May 9	Golden State 127 at Phoenix 122
May 11	Phoenix 113 at Golden State 104
May 13	Phoenix 135 at Golden State 99
May 16	Golden State 104 at Phoenix 116

NOTES

- Scored an NBA record 57 third quarter points vs. Sacramento on 3/4/89.
- All-Star/All-NBA Second Team member Chris Mullin finished fifth in the NBA in scoring (26.5 ppg) and free throw percentage (.892 FT%).
- Mitch Richmond captured the NBA Rookie of the Year Award and was the league's only unanimous All-Rookie First Team member.
- Mullin and Richmond were the top scoring teammates in the NBA with a combined average of 48.6 ppg.
- Manute Bol led the NBA in blocked shots (4.31 bpg) and established a league record by averaging a rejection every 5.13 minutes.


GAME-BY-GAME RESULTS RECORD 43-39



DATE	G	OPPONENT	W/L	SCORE	ATTENDANCE	RECORD
11/5	1	Phoenix.....	W	117-104	15,025	1-0
11/8	2	L.A. Lakers.....	L	102-114	15,025	1-1
11/9	3	at Seattle.....	W	113-108	8,918	2-1
11/11	4	at Phoenix.....	L	103-141	10,045	2-2
11/12	5	Portland.....	W	107-100	12,470	3-2
11/14	6	at New Jersey.....	W	100-96	8,011	4-2
11/16	7	at Boston.....	L	104-107	14,890	4-3
11/18	8	at Miami.....	W	123-117 (OT)	13,907	5-3
11/19	9	at Atlanta.....	L	92-111	15,929	5-4
11/23	10	Seattle.....	L	85-93	13,770	5-5
11/26	11	Houston.....	L	109-119	15,025	5-6
11/27	12	at Portland.....	L	94-109	12,848	5-7
11/29	13	Chicago.....	W	109-99	15,025	6-7
12/2	14	at Denver.....	L	102-129	12,922	6-8
12/3	15	at Seattle.....	L	106-136	10,571	6-9
12/6	16	Utah.....	W	114-103	13,043	7-9
12/9	17	at Phoenix.....	L	105-110	11,636	7-10
12/10	18	Washington.....	W	109-102	13,485	8-10
12/13	19	at Dallas.....	L	111-117	17,007	8-11
12/15	20	at Houston.....	L	115-124 (2OT)	16,611	8-12
12/17	21	at San Antonio.....	W	123-113	9,162	9-12
12/20	22	L.A. Clippers.....	W	113-111	12,772	10-12
12/22	23	Portland.....	L	109-117	13,948	10-13
12/23	24	at Portland.....	L	107-111	12,848	10-14
12/27	25	Philadelphia.....	W	119-112	15,025	11-14
1/4	26	Miami.....	W	109-100	12,831	12-14
1/5	27	at Denver.....	L	129-131	10,649	12-15
1/7	28	San Antonio.....	L	102-104	13,913	12-16
1/9	29	Phoenix.....	W	130-124	11,029	13-16
1/11	30	Dallas.....	W	107-106	12,341	14-16
1/13	31	at L.A. Clippers.....	W	127-113	9,627	15-16
1/14	32	Utah.....	W	131-105	15,025	16-16
1/16	33	Seattle.....	W	146-117	12,340	17-16
1/18	34	New York.....	W	133-119	15,025	18-16
1/20	35	Houston.....	W	121-114	15,025	19-16
1/21	36	at Sacramento.....	W	136-111	16,517	20-16
1/23	37	at Cleveland.....	L	109-142	15,045	20-17
1/25	38	at Detroit.....	L	104-105	21,454	20-18
1/27	39	at Philadelphia.....	L	112-113	11,846	20-19
1/28	40	at Indiana.....	W	114-112	11,808	21-19
1/30	41	at Miami.....	W	105-98	14,880	22-19
2/2	42	New Jersey.....	W	127-113	14,611	23-19
2/4	43	L.A. Clippers.....	W	116-107	15,025	24-19
2/8	44	at L.A. Lakers.....	W	121-118	17,505	25-19
2/9	45	at Sacramento.....	L	117-142	16,517	25-20
2/15	46	San Antonio.....	W	133-96	13,941	26-20
2/16	47	at L.A. Clippers.....	W	143-138 (OT)	9,096	27-20
2/18	48	Detroit.....	W	121-119 (OT)	15,025	28-20
2/21	49	at Phoenix.....	L	121-139	12,468	28-21
2/22	50	at San Antonio.....	W	118-107	9,427	29-21
2/24	51	at Dallas.....	W	127-92	17,007	30-21
2/27	52	Denver.....	W	141-132	15,025	31-21
3/1	53	at L.A. Lakers.....	L	121-142	17,505	31-22
3/2	54	Indiana.....	L	127-131 (OT)	13,614	31-23
3/4	55	Sacramento.....	W	155-143	15,025	32-23
3/5	56	at Sacramento.....	L	96-110	16,517	32-24
3/7	57	L.A. Clippers.....	W	138-112	13,062	33-24
3/9	58	Cleveland.....	W	120-114	15,025	34-24
3/10	59	at Utah.....	L	112-126	12,444	34-25
3/12	60	L.A. Lakers.....	L	115-126	15,025	34-26
3/14	61	at Portland.....	L	110-139	12,880	34-27
3/15	62	Dallas.....	W	113-100	15,025	35-27
3/17	63	Atlanta.....	W	127-118 (OT)	15,025	36-27
3/19	64	Charlotte.....	W	124-117	15,025	37-27
3/21	65	Portland.....	W	151-127	15,025	38-27
3/23	66	Phoenix.....	L	124-154	15,025	38-28
3/25	67	at Houston.....	L	104-144	16,611	38-29
3/27	68	at Milwaukee.....	L	109-121	18,633	38-30
3/28	69	at Chicago.....	L	106-115	18,013	38-31
3/30	70	at Charlotte.....	W	113-104	23,388	39-31
3/31	71	at New York.....	W	134-114	19,591	40-31
4/2	72	at Washington.....	L	103-120	8,253	40-32
4/4	73	Milwaukee.....	L	118-124	15,025	40-33
4/6	74	Boston.....	W	132-118	15,025	41-33
4/8	75	L.A. Lakers.....	W	122-116	15,025	42-33
4/11	76	Miami.....	W	114-98	15,025	43-33
4/13	77	at L.A. Clippers.....	L	126-128 (OT)	7,166	43-34
4/15	78	Sacramento.....	L	110-114	15,025	43-35
4/17	79	Seattle.....	L	109-116 (OT)	15,025	43-36
4/18	80	at Seattle.....	L	118-122	13,568	43-37
4/21	81	Denver.....	L	121-139	15,025	43-38
4/22	82	at Utah.....	L	95-111	12,444	43-39

HISTORY

GOLDEN STATE WARRIORS 1989-90



BACK ROW (left to right): Equipment Manager Scott Pruneau, Assistant Coach/Scout Donn Nelson, Rod Higgins, Mike Smrek, Manute Bol, Chris Welp, Jim Petersen, Tom Tolbert, Head Coach and General Manager Don Nelson. FRONT: Conditioning Coach Mark Grabow, Athletic Trainer Tom Abdenour, Kelvin Upshaw, Terry Teagle, Tim Hardaway, Mitch Richmond, Chris Mullin, Sarunas Marciulionis, Assistant Coach Gary St. Jean, Assistant Coach Mike Schuler, President Dan Finnane.

PLAYER	G	MIN	FGM	FGA	FG%	3-PT FG			FTM	FTA	FT%	REBOUNDS					PTS	PPG				
						3P	3PA	3P%				OFF	DEF	TOT	AST	PF			STL	TO	BLK	
Mullin	78	2830	682	1272	.536	87	234	.372	505	568	.889	130	333	463	319	142	123	239	45	1956	25.1	
Richmond	78	2799	640	1287	.497	34	95	.358	406	469	.866	98	262	360	223	210	98	201	24	1720	22.1	
Teagle	82	2376	538	1122	.480	3	14	.214	244	294	.830	114	253	367	155	231	91	144	15	1323	16.1	
Hardaway	79	2663	464	985	.471	23	84	.274	211	276	.764	57	253	310	689	232	165	260	12	1162	14.7	
Marciulionis	75	1695	289	557	.519	10	39	.256	317	403	.787	84	137	221	121	230	94	137	7	905	12.1	
Higgins	82	1993	304	632	.481	67	193	.347	234	285	.821	120	302	422	129	184	47	93	53	909	11.1	
Tolbert	70	1347	218	442	.493	5	18	.278	175	241	.726	122	241	363	58	191	23	79	25	616	8.8	
Garland	51	891	108	288	.375	1	10	.100	53	63	.841	31	80	111	157	77	48	81	5	270	5.3	
Johnson	10	99	12	32	.375	2	3	.667	14	17	.824	8	9	17	9	12	0	10	1	40	4.0	
Lister	3	40	4	8	.500	0	1	.000	4	7	.571	5	3	8	2	8	1	0	0	12	4.0	
Petersen	43	592	60	141	.426	0	1	.000	52	73	.712	49	111	160	23	103	17	36	20	172	4.0	
Upshaw (TOT)	40	387	64	146	.438	4	15	.267	28	37	.757	9	32	41	54	53	27	27	1	160	4.0	
Upshaw (GS)	23	252	51	104	.490	2	9	.222	24	31	.774	6	22	28	26	34	25	15	0	128	5.6	
Welp (TOT)	27	198	23	61	.377	0	0	—	19	25	.760	18	30	48	9	58	6	15	8	65	2.4	
Welp (GS)	14	142	16	38	.421	0	0	—	18	23	.783	11	25	36	4	37	5	9	8	50	3.6	
Blab	40	481	33	87	.379	0	0	—	17	31	.548	28	71	99	24	93	1	30	22	83	2.1	
Bol	75	1310	56	169	.331	9	48	.188	25	49	.510	33	243	276	36	194	13	51	238	146	1.9	
Smrek	13	107	10	24	.417	0	0	—	1	6	.167	11	23	34	1	18	4	0	9	11	21	1.6
Taylor	10	37	0	6	.000	0	1	.000	11	16	.688	4	8	12	1	4	0	5	0	11	1.1	
Shasky	14	51	4	14	.286	0	0	—	2	6	.333	4	9	13	1	10	1	2	2	10	0.7	

NOTES

- Led the NBA in scoring for the first time in 14 years (116.3 ppg).
- Won a franchise record 15 straight home games from 12/13-2/15 (recored since eclipsed).
- Established a single-season franchise record in free throw percentage (.809 FT%).
- All-Star/All-NBA Third Team member Chris Mullin ranked among league leaders in scoring (seventh), free throw percentage (eighth) and field goal percentage (11th).
- Tim Hardaway was a unanimous All-Rookie First Team selection and finished among the league's top 10 in assists (ninth) and steals (10th).
- Manute Bol ranked fourth in the league in blocked shots (3.17) and registered a franchise record/NBA season-high 13 rejections vs. New Jersey on 2/2/90.
- Mullin (week ending 12/17/89), Terry Teagle (week ending 1/7/90) and Hardaway (week ending 2/5/90) each won the NBA Player of the Week award.
- Don Nelson became the second man in NBA history to participate in 1,000 games both as a player and a coach on 1/5/90 at Indiana...He became the 10th coach in history to win 600 games on 1/21 in Boston.
- Sold out all 41 home games for the first time in franchise history.

GAME-BY-GAME RESULTS RECORD 37-45



DATE	G	OPPONENT	W/L	SCORE	ATTENDANCE	RECORD
11/3	1	at Phoenix	L	106-136	14,144	0-1
11/4	2	Houston	L	105-132	15,025	0-2
11/7	3	L.A. Clippers	W	118-94	15,025	1-2
11/9	4	L.A. Lakers	L	95-106	15,025	1-3
11/11	5	Charlotte	W	115-104	15,025	2-3
11/14	6	at Minnesota	L	98-101	24,961	2-4
11/15	7	at Cleveland	L	104-129	13,706	2-5
11/17	8	at Charlotte	L	98-99	23,901	2-6
11/18	9	at Atlanta	L	96-112	14,176	2-7
11/22	10	Sacramento	W	133-109	15,025	3-7
11/25	11	Chicago	L	91-104	15,025	3-8
11/28	12	at Denver	L	120-141	8,392	3-9
11/29	13	New York	L	111-129	15,025	3-10
12/1	14	at Portland	L	110-123	12,889	3-11
12/2	15	Milwaukee	W	101-98	15,025	4-11
12/5	16	at Dallas	L	88-107	16,457	4-12
12/6	17	at San Antonio	L	119-121	10,588	4-13
12/8	18	Sacramento	L	121-126	15,025	4-14
12/12	19	at Sacramento	W	118-103	17,014	5-14
12/13	20	Denver	W	134-114	15,025	6-14
12/15	21	at Portland	W	116-111	12,884	7-14
12/16	22	Detroit	W	104-92	15,025	8-14
12/20	23	Houston	W	118-112	15,025	9-14
12/22	24	Indiana	W	150-124	15,025	10-14
12/26	25	at Utah	L	118-133	12,616	10-15
12/28	26	at L.A. Clippers	L	119-139	10,014	10-16
12/29	27	at L.A. Lakers	L	111-130	17,505	10-17
1/2	28	Utah	W	133-120	15,025	11-17
1/4	29	Miami	W	119-117	15,025	12-17
1/6	30	L.A. Lakers	W	133-131	15,025	13-17
1/8	31	Denver	W	139-122	15,025	14-17
1/10	32	Dallas	W	123-119	15,025	15-17
1/13	33	Orlando	W	138-127	15,025	16-17
1/15	34	at Indiana	L	105-144	11,189	16-18
1/16	35	at Milwaukee	L	126-134	18,633	16-19
1/18	36	at Chicago	L	107-132	18,676	16-20
1/19	37	at Detroit	L	118-125	21,454	16-21
1/21	38	at Boston	W	120-115	14,890	17-21
1/23	39	Minnesota	W	109-102	15,025	18-21
1/24	40	at Sacramento	L	99-129	17,014	18-22
1/26	41	Seattle	W	114-102	15,025	19-22
1/31	42	Portland	W	135-130	15,025	20-22
2/2	43	New Jersey	W	128-109	15,025	21-22
2/4	44	at Minnesota	W	105-95	29,434	22-22
2/5	45	at Washington	L	129-135	7,926	22-23
2/7	46	at Philadelphia	W	113-112	12,246	23-23
2/8	47	at New York	L	118-122	18,212	23-24
2/15	48	Washington	W	113-107	15,025	24-24
2/16	49	at Phoenix	L	114-135	14,487	24-25
2/18	50	Phoenix	L	113-131	15,025	24-26
2/19	51	at Denver	L	109-114	8,213	24-27
2/21	52	Philadelphia	L	95-96	15,025	24-28
2/23	53	Boston	L	111-123	15,025	24-29
2/25	54	at Seattle	L	102-110	11,775	24-30
2/28	55	San Antonio	W	144-135 (OT)	15,025	25-30
3/2	56	at San Antonio	L	115-131	15,910	25-31
3/3	57	at Houston	W	109-129	16,611	25-32
3/5	58	Charlotte	W	138-117	15,025	26-32
3/8	59	Cleveland	W	145-105	15,025	27-32
3/9	60	at L.A. Lakers	L	115-131	17,505	27-33
3/11	61	Sacramento	W	123-116	15,025	28-33
3/12	62	at L.A. Clippers	W	112-109	12,847	29-33
3/15	63	Portland	L	121-128	15,025	29-34
3/18	64	Seattle	L	116-121	15,025	29-35
3/20	65	Minnesota	W	105-101	15,025	30-35
3/23	66	at Utah	L	91-106	12,616	30-36
3/24	67	at Houston	W	102-97	16,611	31-36
3/27	68	at Dallas	L	108-118	17,007	31-37
3/29	69	Utah	W	128-123	15,025	32-37
3/30	70	at Seattle	L	108-139	13,542	32-38
4/1	71	Atlanta	L	116-142	15,025	32-39
4/3	72	at Orlando	W	127-126	15,077	33-39
4/4	73	at Miami	W	128-114	15,008	34-39
4/6	74	at New Jersey	W	123-117	14,233	35-39
4/8	75	at Charlotte	L	109-110	23,901	35-40
4/10	76	San Antonio	L	122-132	15,025	35-41
4/12	77	Dallas	L	133-140	15,025	35-42
4/13	78	at L.A. Lakers	L	119-131	17,505	35-43
4/16	79	Phoenix	L	129-141	15,025	35-44
4/18	80	L.A. Clippers	W	133-120	15,025	36-44
4/20	81	at Phoenix	L	106-123	14,487	36-45
4/22	82	Seattle	W	124-122	15,025	37-45

GOLDEN STATE WARRIORS 1990-91



ROW ONE (left to right): Athletic Trainer Tom Abdenour, Mario Elie, Kevin Pritchard, Conditioning Coach Mark Grabow, President Dan Finnane. ROW TWO: Assistant Coach Larry Farmer, Larry Robinson, Chris Mullin, Mitch Richmond, Sarunas Marciulionis, Assistant Coach Donn Nelson, Equipment Manager Scott Pruneau. ROW THREE: Assistant Coach Garry St. Jean, Tom Tolbert, Les Jepsen, Alton Lister, Tim Hardaway, Paul Mokeski, Jim Petersen, Tyrone Hill, Rod Higgins, Head Coach and General Manager Don Nelson.

PLAYER	G	MIN	FGM	FGA	FG%	3-PT FG			FTM	FTA	FT%	REBOUNDS					PTS	PPG			
						3P	3PA	3P%				OFF	DEF	TOT	AST	PF			STL	TO	BLK
Mullin	82	3315	777	1449	.536	40	133	.301	513	580	.884	141	302	443	329	176	173	245	63	2107	25.7
Richmond	77	3027	703	1424	.494	40	115	.348	394	465	.847	147	305	452	238	207	126	230	34	1840	23.9
Hardaway	82	3215	739	1551	.476	97	252	.385	306	381	.803	87	245	332	793	228	214	270	12	1881	22.9
Marciulionis	50	987	183	365	.501	1	6	.167	178	246	.724	51	67	118	85	136	62	75	4	545	10.9
Higgins	82	2024	259	559	.463	73	220	.332	185	226	.819	109	245	354	113	198	52	65	37	776	9.5
Tolbert	62	1371	183	433	.423	7	21	.333	127	172	.738	87	188	275	76	195	35	80	38	500	8.1
Elie (TOT)	33	644	79	159	.497	4	10	.400	75	89	.843	46	64	110	45	85	19	30	10	237	7.2
Elie (GS)	30	624	77	152	.507	3	8	.375	74	87	.851	46	63	109	44	83	19	27	10	231	7.7
Lister	77	1552	188	393	.478	0	0	—	115	202	.569	121	362	483	93	282	20	106	90	491	6.4
Hill	74	1192	147	299	.492	0	0	—	96	152	.632	157	226	383	19	264	33	72	30	390	5.3
Askew	7	85	12	25	.480	0	0	—	9	11	.818	7	4	11	13	21	2	6	0	33	4.7
Petersen	62	834	114	236	.483	1	4	.250	50	76	.658	69	131	200	27	153	13	48	41	279	4.5
Pritchard	62	773	88	229	.384	5	31	.161	62	77	.805	16	49	65	81	104	30	59	8	243	3.9
Johnson	24	228	34	63	.540	0	0	—	22	37	.595	18	39	57	17	50	4	25	4	90	3.8
Smrek	5	25	6	11	.545	0	0	—	2	4	.500	3	4	7	1	9	2	2	0	14	2.8
Robinson	24	170	24	59	.407	0	0	—	8	15	.533	15	8	23	11	23	9	16	1	56	2.3
Mokeski	36	257	21	59	.356	3	9	.333	12	15	.800	20	47	67	9	58	8	7	3	57	1.6
Jepsen	21	105	11	36	.306	0	1	.000	6	9	.667	17	20	37	1	16	1	3	3	28	1.3
Kofoed	5	21	0	3	.000	0	0	—	3	6	.500	2	1	3	4	4	0	2	0	3	0.6

Western Conference First Round

Warriors win series 3-1

April 25	Golden State 121 at San Antonio 130
April 27	Golden State 111 at San Antonio 98
May 1	San Antonio 106 at Golden State 109
May 3	San Antonio 97 at Golden State 110

Western Conference Semifinals

Lakers win series 4-1

May 5	Golden State 116 at L.A. Lakers 126
May 8	Golden State 125 at L.A. Lakers 124
May 10	L.A. Lakers 115 at Golden State 112
May 12	L.A. Lakers 123 at Golden State 107
May 14	Golden State 119 at L.A. Lakers 124 (OT)

NOTES

- Warriors posted their best regular-season record in nine years (44-38).
- Warriors upset the Midwest Division champion San Antonio Spurs in the first round of the playoffs and recorded their first postseason victory in Los Angeles since 1969 in the conference semifinals.
- Equaled the all-time franchise home attendance record of 616,025 by selling out every home game, extending the team's streak of consecutive home sellouts to 103.
- Mullin (eighth), Richmond (10th) and Hardaway (11th) ranked among the top 11 scorers in the NBA, forming the league's top scoring trio (72.5 ppg), nicknamed Run T.M.C.
- Warriors ranked second in the NBA in scoring (116.6 ppg), the club's highest average in 23 years.

GAME-BY-GAME RESULTS RECORD 44-38



DATE	G	OPPONENT	W/L	SCORE	ATTENDANCE	RECORD
11/2	1	at Denver	W	162-158	9,838	1-0
11/4	2	at L.A. Clippers	L	107-109	11,173	1-1
11/6	3	L.A. Clippers	W	130-109	15,025	2-1
11/7	4	at Phoenix	L	119-126	14,487	2-2
11/9	5	Atlanta	W	143-128	15,025	3-2
11/10	6	at Seattle	W	117-100	13,130	4-2
11/13	7	San Antonio	W	128-124	15,025	5-2
11/15	8	Chicago	W	103-93	15,025	6-2
11/17	9	Sacramento	W	112-111	15,025	7-2
11/18	10	at L.A. Lakers	L	93-115	15,644	7-3
11/20	11	Orlando	W	123-120	15,025	8-3
11/23	12	at Portland	L	119-143	12,884	8-4
11/24	13	New Jersey	L	113-117	15,025	8-5
11/27	14	at Washington	L	113-115	6,966	8-6
11/28	15	at Cleveland	W	110-108	12,158	9-6
11/30	16	at Orlando	W	119-113	15,077	10-6
12/1	17	at Miami	W	137-111	15,008	11-6
12/5	18	Washington	L	98-104	15,025	11-7
12/7	19	Detroit	W	113-110	15,025	12-7
12/11	20	at Utah	L	117-135	12,616	12-8
12/13	21	Seattle	W	129-106	15,025	13-8
12/15	22	L.A. Lakers	L	109-111	15,025	13-9
12/18	23	at Portland	L	94-122	12,881	13-10
12/20	24	Portland	W	125-118	15,025	14-10
12/22	25	Minnesota	W	115-102	15,025	15-10
12/26	26	at Milwaukee	L	119-126	18,633	15-11
12/27	27	at Chicago	L	113-128	18,676	15-12
12/29	28	at Atlanta	L	130-134	11,860	15-13
1/3	29	at Sacramento	L	113-131	17,014	15-14
1/4	30	L.A. Lakers	W	115-99	15,025	16-14
1/6	31	at L.A. Lakers	L	108-135	17,197	16-15
1/8	32	Denver	W	147-125	15,025	17-15
1/10	33	at Seattle	W	113-103	10,813	18-15
1/12	34	Phoenix	L	118-127	15,025	18-16
1/15	35	at New Jersey	W	112-111 (OT)	9,288	19-16
1/16	36	at Boston	W	110-105	14,890	20-16
1/18	37	at Philadelphia	W	141-138 (OT)	15,764	21-16
1/19	38	at Minnesota	L	113-121	19,006	21-17
1/22	39	Houston	W	123-116	15,025	22-17
1/25	40	Milwaukee	W	127-98	15,025	23-17
1/28	41	New York	W	115-106	15,025	24-17
1/31	42	L.A. Clippers	W	135-119	15,025	25-17
2/1	43	at Portland	L	99-119	12,884	25-18
2/3	44	at Houston	L	135-143 (2OT)	13,287	25-19
2/5	45	at San Antonio	W	112-106	15,908	26-19
2/7	46	at Dallas	L	101-102	16,101	26-20
2/12	47	Minnesota	W	126-105	15,025	27-20
2/14	48	Boston	L	112-128	15,025	27-21
2/16	49	Philadelphia	W	133-124	15,025	28-21
2/18	50	Dallas	L	101-107	15,025	28-22
2/20	51	at Minnesota	W	108-105	19,006	29-22
2/22	52	Utah	L	104-109	15,025	29-23
2/23	53	at Denver	L	145-150	14,519	29-24
2/26	54	Orlando	L	119-131	15,025	29-25
2/27	55	at Utah	L	103-118	12,616	29-26
3/2	56	Charlotte	W	121-108	15,025	30-26
3/4	57	Seattle	L	99-105	15,025	30-27
3/5	58	at Sacramento	L	92-100	17,014	30-28
3/7	59	Cleveland	W	122-92	15,025	31-28
3/10	60	Sacramento	W	97-87	15,025	32-28
3/12	61	Indiana	W	129-117	15,025	33-28
3/14	62	San Antonio	L	99-101	15,025	33-29
3/16	63	at Dallas	W	117-105	17,007	34-29
3/17	64	at Houston	L	119-123	15,345	34-30
3/19	65	Portland	W	136-126	15,025	35-30
3/21	66	Denver	W	136-116	15,025	36-30
3/23	67	L.A. Clippers	L	104-107	15,025	36-31
3/25	68	at Orlando	L	106-115	15,077	36-32
3/26	69	at Charlotte	L	94-97	23,901	36-33
3/28	70	at New York	W	106-104	14,180	37-33
3/29	71	at Detroit	L	105-111	21,454	37-34
3/31	72	at Indiana	L	120-127 (OT)	12,127	37-35
4/3	73	Miami	W	127-114	15,025	38-35
4/5	74	Phoenix	W	118-101	15,025	39-35
4/6	75	at Sacramento	L	108-119	17,014	39-36
4/8	76	at San Antonio	L	105-115	15,908	39-37
4/9	77	at Phoenix	L	106-120	14,487	39-38
4/11	78	Houston	W	111-99	15,025	40-38
4/13	79	Dallas	W	132-114	15,025	41-38
4/17	80	L.A. Lakers	W	118-111	15,025	42-38
4/19	81	at L.A. Clippers	W	114-113	14,771	43-38
4/21	82	Utah	W	125-106	15,025	44-38

GOLDEN STATE WARRIORS 1991-92

HISTORY



BACK ROW (left to right): Assistant Coach Garry St. Jean, Tom Tolbert, Tyrone Hill, Rod Higgins, Chris Mullin, Billy Owens, Tim Hardaway, Alton Lister, Jim Petersen, Head Coach and General Manager Don Nelson, Athletic Trainer Tom Abdenour. FRONT: President Dan Finnane, Bud Buechler, Chris Gatling, Vincent Askew, Sarunas Marciulionis, Mario Elie, Victor Alexander, Chairman Jim Fitzgerald, Conditioning Coach Mark Grabow.

PLAYER	G	MIN	3-PT FG			3P			FTM			REBOUNDS			AST			PF	STL	TO	BLK	PTS	PPG
			FGM	FGA	FG%	3P	3PA	3P%	FTM	FTA	FT%	OFF	DEF	TOT	OFF	DEF	TOT						
Mullin	81	3346	830	1584	.524	64	175	.366	350	420	.833	127	323	450	286	171	173	202	62	2074	25.6		
Hardaway	81	3332	734	1592	.461	127	376	.338	298	389	.766	81	229	310	807	208	164	267	13	1893	23.4		
Marciulionis	72	2117	491	912	.538	3	10	.300	376	477	.788	68	140	208	243	237	116	193	10	1361	18.9		
Owens	80	2510	468	891	.525	1	9	.111	204	312	.654	243	396	639	188	276	90	179	65	1141	14.3		
Higgins	25	535	87	211	.412	33	95	.347	48	59	.814	30	55	85	22	75	15	15	13	255	10.2		
Hill	82	1886	254	487	.522	0	1	.000	163	235	.694	182	411	593	47	315	73	106	43	671	8.2		
Elie	79	1677	221	424	.521	23	70	.329	155	182	.852	69	158	227	174	159	68	83	15	620	7.8		
Alexander	80	1350	243	459	.529	0	1	.000	103	149	.691	106	230	336	32	176	45	91	62	589	7.4		
Askew	80	1496	193	379	.509	1	10	.100	111	160	.694	89	144	233	188	128	47	84	23	498	6.2		
Gatling	54	612	117	206	.568	0	4	.000	72	109	.661	75	107	182	16	101	31	44	36	306	5.7		
Jackson	5	54	11	23	.478	0	0	—	4	6	.667	5	5	10	3	7	2	4	0	26	5.2		
Lister	26	293	44	79	.557	0	0	—	14	33	.424	21	71	92	14	61	5	20	16	102	3.9		
Tolbert	35	310	33	86	.384	2	8	.250	22	40	.550	14	41	55	21	73	10	20	6	90	2.6		
Buechler (TOT)	28	290	29	71	.408	0	1	.000	12	21	.571	18	34	52	23	31	19	13	7	70	2.5		
Buechler (GS)	15	121	10	33	.303	0	1	.000	9	12	.750	10	18	28	10	11	9	7	3	29	1.9		
Battle (TOT)	16	92	11	17	.647	0	1	.000	10	12	.833	4	12	16	4	10	2	4	2	32	2.0		
Battle (GS)	8	46	8	13	.615	0	1	.000	2	4	.500	1	6	7	4	6	1	2	2	18	2.3		
Massenburg (GS)	7	22	5	8	.625	0	0	—	6	9	.667	4	8	12	0	10	0	3	0	16	2.3		
Massenburg (TOT)	18	90	10	25	.400	0	0	—	9	15	.600	7	18	25	0	21	1	9	1	29	1.6		
Petersen	27	169	18	40	.450	0	2	.000	7	10	.700	12	33	45	9	35	5	5	6	43	1.6		
Thompson	1	1	0	0	—	0	0	—	0	0	—	0	0	0	0	0	0	0	0	0	0.0		
Smrek	2	3	0	0	—	0	0	—	0	0	—	0	1	1	0	0	0	0	0	0	0.0		

Western Conference First Round SuperSonics win series 3-1

April 23	Seattle 117 at Golden State 109
April 25	Seattle 101 at Golden State 115
April 28	Golden State 128 at Seattle 129
April 30	Golden State 116 at Seattle 119

NOTES

- Traded Mitch Richmond, Les Jepsen and a second-round draft pick in 1995 to the Sacramento Kings for the rights to Billy Owens on 11/1/91.
- Recorded their best regular-season record in 16 years (55-27) and a then-all-time best 24-17 (.585) road record.
- Maintained a winning record throughout an entire season for the first time in franchise history.
- Led the league in scoring for the second time in three years (118.7 ppg)...Mullin (25.6 ppg, third), Hardaway (23.4 ppg, sixth) and Marciulionis (18.9 ppg, 26th) ranked among NBA leaders in scoring and formed the league's top scoring trio (67.9 ppg).
- Mullin (first team) and Hardaway (second team) were named to the All-NBA Team.
- Prior to the season, Mullin was named to the 1992 U.S. Olympic "Dream Team."
- Don Nelson won the NBA Coach of the Year Award for an unprecedented third time.
- Owens was a unanimous pick for the All-Rookie Team.


GAME-BY-GAME RESULTS

RECORD 55-27



DATE	G	OPPONENT	W/L	SCORE	ATTENDANCE	RECORD
11/1	1	at Denver	W	108-105	11,713	1-0
11/2	2	Sacramento	W	153-91	15,025	2-0
11/5	3	at Chicago	W	118-110	18,136	3-0
11/6	4	at Milwaukee	W	120-114	14,591	4-0
11/8	5	at Philadelphia	L	116-126	14,338	4-1
11/9	6	at Washington	W	127-119	10,711	5-1
11/12	7	Phoenix	W	119-116	15,025	6-1
11/14	8	L.A. Lakers	L	112-115	15,025	6-2
11/16	9	at L.A. Clippers	W	123-105	11,485	7-2
11/20	10	Chicago	L	108-112	15,025	7-3
11/22	11	at Portland	W	116-112	12,888	8-3
11/23	12	Milwaukee	W	120-115	15,025	9-3
11/26	13	at Seattle	L	130-136 (OT)	11,743	9-4
11/29	14	at Utah	L	108-135	18,700	9-5
12/3	15	Utah	W	108-103	15,025	10-5
12/5	16	Dallas	W	117-107	15,025	11-5
12/7	17	Sacramento	W	124-120	15,025	12-5
12/10	18	L.A. Clippers	L	117-127	15,025	12-6
12/12	19	Houston	L	96-99	15,025	12-7
12/14	20	Orlando	W	128-107	15,025	13-7
12/17	21	Minnesota	W	119-105	15,025	14-7
12/18	22	at L.A. Clippers	W	104-100	10,260	15-7
12/20	23	Portland	W	123-118	15,025	16-7
12/21	24	at Seattle	L	112-120	14,180	16-8
12/26	25	at Denver	W	110-100	17,022	17-8
12/27	26	at Minnesota	W	106-102 (OT)	19,006	18-8
12/30	27	at L.A. Lakers	W	114-99	17,505	19-8
1/2	28	Denver	W	125-111	15,025	20-8
1/4	29	Indiana	W	140-121	15,025	21-8
1/10	30	San Antonio	L	120-128	15,025	21-9
1/11	31	at Phoenix	L	118-130	14,496	21-10
1/14	32	at San Antonio	W	124-123	16,057	22-10
1/16	33	at Houston	W	98-91	14,001	23-10
1/18	34	at Dallas	W	143-141	17,502	24-10
1/20	35	Charlotte	W	135-119	15,025	25-10
1/22	36	Atlanta	W	136-124	15,025	26-10
1/24	37	New York	L	109-114	15,025	26-11
1/28	38	Portland	L	116-124 (OT)	15,025	26-12
1/29	39	at L.A. Lakers	L	99-112	17,041	26-13
1/31	40	Denver	W	124-103	15,025	27-13
2/2	41	at New York	W	120-113	19,763	28-13
2/3	42	at Orlando	W	122-114	15,151	29-13
2/5	43	at Miami	L	124-126	15,008	29-14
2/6	44	at Charlotte	L	113-132	23,698	29-15
2/11	45	Washington	W	139-127	15,025	30-15
2/13	46	San Antonio	W	109-94	15,025	31-15
2/15	47	Seattle	W	140-122	15,025	32-15
2/17	48	L.A. Lakers	W	116-100	15,025	33-15
2/19	49	Boston	W	117-112	15,025	34-15
2/21	50	Phoenix	W	123-115	15,025	35-15
2/22	51	at L.A. Lakers	W	126-124	17,505	36-15
2/24	52	at Dallas	W	138-131	14,828	37-15
2/26	53	at Houston	L	116-118	14,030	37-16
2/27	54	at San Antonio	L	103-124	16,057	37-17
2/29	55	Miami	W	136-110	15,025	38-17
3/2	56	at Sacramento	W	118-98	17,014	39-17
3/3	57	Utah	L	101-123	15,025	39-18
3/5	58	Cleveland	W	116-108	15,025	40-18
3/7	59	Houston	W	110-100	15,025	41-18
3/8	60	at L.A. Clippers	L	96-97	15,800	41-19
3/10	61	New Jersey	W	129-122	15,025	42-19
3/12	62	Detroit	L	112-119	15,025	42-20
3/17	63	at Seattle	W	119-107	13,163	43-20
3/18	64	Minnesota	W	123-120	15,025	44-20
3/20	65	at Cleveland	L	107-122	20,273	44-21
3/22	66	at Boston	L	97-114	14,890	44-22
3/23	67	at Atlanta	L	125-126 (OT)	13,192	44-23
3/25	68	at Detroit	W	103-99	21,454	45-23
3/27	69	at Indiana	W	125-117	15,001	46-23
3/28	70	at New Jersey	W	153-148 (OT)	20,049	47-23
3/30	71	Philadelphia	W	124-106	15,025	48-23
3/31	72	at Sacramento	W	148-136 (2OT)	17,014	49-23
4/2	73	at Phoenix	L	105-109	14,496	49-24
4/3	74	Sacramento	W	124-116 (OT)	15,025	50-24
4/5	75	Portland	L	122-130	15,025	50-25
4/7	76	at Portland	L	101-110	12,888	50-26
4/8	77	Dallas	W	110-91	15,025	51-26
4/11	78	Phoenix	W	134-125	15,025	52-26
4/13	79	at Utah	L	99-138	19,911	52-27
4/14	80	at Minnesota	W	122-100	18,410	53-27
4/17	81	L.A. Clippers	W	116-104	15,025	54-27
4/19	82	Seattle	W	108-106	15,025	55-27

GOLDEN STATE WARRIORS 1992-93



BACK ROW (left to right): Assistant Coach Gregg Popovich, Tyrone Hill, Chris Gatling, Billy Owens, Chris Mullin, Alton Lister, Victor Alexander, Jeff Grayer, Head Coach and General Manager Don Nelson. MIDDLE: Assistant Coach Donn Nelson, Jud Buechler, Sean Higgins, Tim Hardaway, Sarunas Marciulionis, Byron Houston, Latrell Sprewell, Assistant Coach Paul Pressey. FRONT: Barry Stevens, Keith Jennings.

PLAYER	G	MIN	FGM	FGA	FG%	3-PT FG			FTM	FTA	FT%	REBOUNDS					PTS	PPG			
						3P	3PA	3P%				OFF	DEF	TOT	AST	PF			STL	TO	BLK
Mullin	46	1902	474	930	.510	60	133	.451	183	226	.810	42	190	232	166	76	68	139	41	1191	25.9
Hardaway	66	2609	522	1168	.447	102	309	.330	273	367	.744	60	203	263	699	152	116	220	12	1419	21.5
Owens	37	1201	247	493	.501	1	11	.091	117	183	.639	108	156	264	144	105	35	106	28	612	16.5
Sprewell	77	2741	449	968	.464	73	198	.369	211	283	.746	79	192	271	295	166	126	203	52	1182	15.4
Alexander	72	1753	344	667	.516	10	22	.455	111	162	.685	132	288	420	93	218	34	120	53	809	11.2
Spencer (TOT)	20	422	73	163	.448	0	2	.000	41	54	.759	38	43	81	24	64	17	26	7	187	9.4
Spencer (GS)	17	407	73	160	.456	0	2	.000	41	54	.759	38	42	80	24	61	15	24	7	187	11.0
Gatling	70	1248	249	462	.539	0	6	.000	150	207	.725	129	191	320	40	197	44	102	53	648	9.3
Grayer	48	1025	165	353	.467	2	14	.143	91	136	.669	71	86	157	70	120	31	54	8	423	8.8
Hill	74	2070	251	494	.508	0	4	.000	138	221	.624	255	499	754	68	320	41	92	40	640	8.6
Jennings	8	136	25	42	.595	5	9	.556	14	18	.778	2	9	11	23	18	4	7	0	69	8.6
Higgins	29	591	96	215	.447	13	37	.351	35	47	.745	23	45	68	66	54	13	64	5	240	8.3
Marciulionis	30	836	178	328	.543	3	15	.200	162	213	.761	40	57	97	105	92	51	76	2	221	7.4
Buechler	70	1287	176	403	.437	20	59	.339	65	87	.747	81	114	195	94	98	47	55	19	437	6.2
Houston	79	1274	145	325	.446	2	7	.286	129	194	.665	119	196	315	69	253	44	87	43	421	5.3
Pressey	18	268	29	66	.439	0	4	.000	21	27	.778	8	23	31	30	36	11	23	5	79	4.4
Durham	5	78	6	25	.240	0	0	—	9	12	.750	5	9	14	4	6	1	7	1	21	4.2
Courtney (TOT)	12	104	13	32	.406	0	0	—	7	9	.778	4	15	19	3	17	5	6	5	33	2.8
Courtney (GS)	7	70	9	23	.391	0	0	—	4	5	.800	2	15	17	2	8	3	3	4	22	3.1
Lister	20	174	19	42	.452	0	0	—	7	13	.538	15	29	44	5	40	0	18	9	45	2.3
Nealy	30	229	16	46	.348	7	22	.318	7	10	.700	8	40	48	13	35	9	5	1	46	1.5
Stevens	2	6	1	2	.500	0	0	—	0	0	—	2	0	2	0	1	0	0	0	2	1.0

NOTES


- Chris Mullin was joined on the Western Conference team by Tim Hardaway, giving the Warriors an All-Star duo for a third straight season.
- Hardaway, who finished 13th in the league in scoring (21.5 ppg) and second in assists (10.6 apg), was named All-NBA Third Team, becoming the first guard in franchise history to make back-to-back appearances on the team.
- Sprewell, the first rookie in team history to total at least 1,000 points, 250 rebounds, 250 assists, 100 steals and 50 blocks, was named to the NBA All-Rookie Second Team.
- Warriors led the NBA in games missed due to injury or illness with 14 players sidelined for a total of 312 games.
- Team was awarded the third pick in the 1993 NBA Draft at the NBA Draft Lottery, selecting Anfernee Hardaway, then immediately trading his rights along with first-round picks in 1996, 1998 & 2000 to Orlando for the rights to Chris Webber, the number one pick in the draft.

GAME-BY-GAME RESULTS RECORD 34-48



DATE	G	OPPONENT	W/L	SCORE	ATTENDANCE	RECORD
11/6	1	at Utah	W	129-114	19,911	1-0
11/7	2	at Minnesota	W	121-119 (OT)	19,006	2-0
11/10	3	L.A. Lakers	L	106-107	15,025	2-1
11/12	4	Cleveland	L	122-126 (2OT)	15,025	2-2
11/14	5	Portland	L	116-130	15,025	2-3
11/15	6	at L.A. Lakers	L	102-105	13,941	2-4
11/17	7	at Miami	W	125-119	15,008	3-4
11/19	8	at Orlando	L	102-126	15,151	3-5
11/20	9	at Charlotte	L	110-117 (OT)	23,698	3-6
11/22	10	at New Jersey	W	114-101	14,463	4-6
11/24	11	Chicago	L	92-101	15,025	4-7
11/27	12	at Phoenix	L	107-121	19,023	4-8
11/28	13	Phoenix	W	134-131	15,025	5-8
12/2	14	Charlotte	L	111-110	15,025	5-9
12/4	15	at Denver	L	113-116	12,936	5-10
12/5	16	Orlando	W	119-104	15,025	6-10
12/8	17	Indiana	L	115-125	15,025	6-11
12/10	18	Milwaukee	W	114-102	15,025	7-11
12/12	19	at Sacramento	W	124-120	17,317	8-11
12/15	20	L.A. Clippers	W	109-90	15,025	9-11
12/16	21	at L.A. Clippers	W	116-114 (OT)	9,921	10-11
12/19	22	Minnesota	W	122-116 (OT)	15,025	11-11
12/20	23	at Portland	L	114-130	12,888	11-12
12/22	24	at Phoenix	L	104-106	19,023	11-13
12/23	25	Dallas	W	111-97	15,025	12-13
12/26	26	at Dallas	W	110-96	13,155	13-13
12/28	27	at San Antonio	W	106-105	16,057	14-13
12/29	28	at Houston	W	132-112	15,357	15-13
1/2	29	Houston	W	113-107	15,025	16-13
1/5	30	at Seattle	L	106-116	14,252	16-14
1/7	31	Miami	W	119-105	15,025	17-14
1/9	32	at Detroit	W	108-104	21,454	18-14
1/12	33	at Atlanta	L	118-126	9,175	18-15
1/13	34	at Philadelphia	L	122-129	13,148	18-16
1/15	35	at Chicago	L	101-122	18,676	18-17
1/16	36	at Indiana	L	116-117	14,685	18-18
1/18	37	Sacramento	L	107-111	15,025	18-19
1/20	38	Utah	W	120-113	15,025	19-19
1/22	39	Seattle	L	114-118 (2OT)	15,025	19-20
1/26	40	at Portland	L	133-143	12,888	19-21
1/27	41	Denver	W	123-95	15,025	20-21
1/29	42	L.A. Clippers	L	105-106	15,025	20-22
2/1	43	at Milwaukee	L	102-116	16,236	20-23
2/2	44	at Cleveland	L	90-100	16,681	20-24
2/4	45	at New York	L	101-105	19,763	20-25
2/5	46	at Washington	L	111-138	18,756	20-26
2/7	47	at Boston	L	82-87	14,890	20-27
2/9	48	Atlanta	L	114-125	15,025	20-28
2/11	49	Phoenix	L	100-122	15,025	20-29
2/13	50	at Sacramento	W	111-110	17,317	21-29
2/14	51	Washington	W	114-94	15,025	22-29
2/16	52	San Antonio	W	133-112	15,025	23-29
2/18	53	Seattle	L	116-131	15,025	23-30
2/24	54	Utah	W	120-108	15,025	24-30
2/26	55	L.A. Clippers	L	98-106	15,025	24-31
2/27	56	at Seattle	L	92-109	14,656	24-32
3/1	57	Philadelphia	W	131-118	15,025	25-32
3/3	58	L.A. Lakers	L	111-117	15,025	25-33
3/7	59	Portland	L	96-113	15,025	25-34
3/10	60	at Phoenix	L	100-111	19,023	25-35
3/11	61	New Jersey	L	91-103	15,025	25-36
3/16	62	Boston	L	88-114	15,025	25-37
3/18	63	Houston	L	85-98	15,025	25-38
3/19	64	at Sacramento	W	113-101	17,317	26-38
3/22	65	Detroit	W	96-91	15,025	27-38
3/25	66	at Denver	L	88-99	12,854	27-39
3/26	67	at Minnesota	W	94-91	18,374	28-39
3/28	68	New York	L	84-94	15,025	28-40
3/30	69	Minnesota	L	100-103	15,025	28-41
4/2	70	at Dallas	W	134-93	16,722	29-41
4/3	71	at Houston	L	111-118	14,767	29-42
4/6	72	at San Antonio	W	125-111	16,057	30-42
4/8	73	L.A. Lakers	W	122-116 (OT)	15,025	31-42
4/10	74	Dallas	W	100-94	15,025	32-42
4/12	75	Denver	L	96-107	15,025	32-43
4/14	76	San Antonio	L	93-96	15,025	32-44
4/16	77	at L.A. Clippers	L	115-122	13,632	32-45
4/18	78	at L.A. Lakers	L	112-115	14,827	32-46
4/20	79	at Portland	L	99-115	12,888	32-47
4/21	80	Sacramento	W	132-105	15,025	33-47
4/23	81	at Utah	L	91-105	19,911	33-48
4/25	82	Seattle	W	119-109	15,025	34-48

GOLDEN STATE WARRIORS 1993-94



BACK ROW (standing left to right): Athletic Trainer Tom Abdenour, Assistant Coach Donn Nelson, Strength and Conditioning Coach Mark Grabow, Assistant Coach Paul Pressey, Todd Lichti, Josh Grant, Billy Owens, Chris Webber, Chris Mullin, Victor Alexander, Chris Gatling, Head Coach and GM Don Nelson, Assistant Coach Gregg Popovich, Equipment Manager Shane Salazar. MIDDLE (seated): President Dan Finnane, Jeff Grayer, Sarunas Marciulionis, Tim Hardaway, Latrell Sprewell, Byron Houston, Jud Buechler, Chairman Jim Fitzgerald. FRONT: Avery Johnson, Keith Jennings.

PLAYER	G	MIN	3-PT FG					REBOUNDS					AST	PF	STL	TO	BLK	PTS	PPG		
			FGM	FGA	FG%	3P	3PA	3P%	FTM	FTA	FT%	OFF								DEF	TOT
Sprewell	82	3533	613	1417	.433	141	391	.361	353	456	.774	80	321	401	385	158	180	226	76	1720	21.0
Webber	76	2438	572	1037	.552	0	14	.000	189	355	.532	305	389	694	272	247	93	206	164	1333	17.5
Mullin	62	2324	410	869	.472	55	151	.364	165	219	.753	64	281	345	315	114	107	178	53	1040	16.8
Owens	79	2738	492	971	.507	3	15	.200	199	326	.610	230	410	640	326	269	83	214	60	1186	15.0
Johnson	82	2332	356	724	.492	0	12	.000	178	253	.704	41	135	176	433	160	113	172	8	890	10.9
Alexander	69	1318	266	502	.530	2	13	.154	68	129	.527	114	194	308	66	168	28	86	32	602	8.7
Gatling	82	1296	271	461	.588	0	1	.000	129	208	.620	143	254	397	41	223	40	84	63	671	8.2
Grayer	67	1096	191	363	.526	2	12	.167	71	118	.602	76	115	191	62	103	33	63	13	455	6.8
Lichti	5	58	10	28	.357	2	2	1.000	9	11	.818	3	7	10	3	9	0	0	0	31	6.2
Jennings	76	1097	138	342	.404	56	151	.371	100	120	.833	16	73	89	218	62	65	74	0	432	5.7
Spencer	5	63	9	18	.500	0	0	---	3	4	.750	4	8	12	3	6	1	2	2	21	4.2
Grant	53	382	59	146	.404	17	61	.279	22	29	.759	27	62	89	24	62	18	30	8	157	3.0
Buechler	36	218	42	84	.500	12	29	.414	10	20	.500	13	19	32	16	24	8	12	1	106	2.9
Houston	71	866	81	177	.458	1	7	.143	33	54	.611	67	127	194	32	181	33	49	31	196	2.8
Demps	2	11	2	6	.333	0	0	---	0	2	.000	0	0	0	1	1	2	1	0	4	2.0
Murphy (TOT)	9	67	6	12	.500	0	0	---	3	6	.500	4	6	10	4	10	2	1	0	15	1.7
Murphy (GS)	2	10	0	0	---	0	0	---	0	0	---	0	1	1	1	2	0	0	0	0	0.0

Western Conference First Round

Suns win series 3-0

April 29	Golden State 104 at Phoenix 111
May 1	Golden State 111 at Phoenix 117
May 4	Phoenix 140 at Golden State 133

NOTES

- Reached the 50-win mark for just the fourth time in franchise history and posted the NBA's most improved record (+16 wins).
- Established a new team record for assists (2,198 - record since eclipsed) and led the NBA in field goal percentage (.492 FG%).
- Latrell Sprewell, a member of the All-Star Team, became the first guard in team history to be named to the All-NBA First Team and at age 23, he also became the youngest guard in history to make an NBA All-Defensive Team when he was voted to the Second Team.
- Chris Webber was named NBA Rookie of the Year after becoming the first rookie in history to total over 1,000 points, 500 rebounds, 250 assists, 150 blocks and 75 steals in a season...Was also a unanimous choice for the NBA All-Rookie First Team.
- Chris Mullin to miss the first 20 games, while Tim Hardaway and Sarunas Marciulionis missed entire season.
- Don Nelson was selected by USA Basketball to coach Dream Team II, which included Hardaway, at the 1994 World Championship of Basketball.

GAME-BY-GAME RESULTS

RECORD 50-32



DATE	G	OPPONENT	W/L	SCORE	ATTENDANCE	RECORD
11/5	1	at San Antonio	L	85-91	36,523	0-1
11/6	2	at Dallas	W	93-89	13,195	1-1
11/9	3	Houston	L	93-102	15,025	1-2
11/12	4	Cleveland	L	93-102	15,025	1-3
11/13	5	at Denver	W	106-98	17,171	2-3
11/16	6	Phoenix	L	104-116	15,025	2-4
11/18	7	L.A. Lakers	W	103-76	15,025	3-4
11/20	8	Seattle	L	97-112	15,025	3-5
11/23	9	at Orlando	W	107-120	15,291	3-6
11/24	10	at Miami	W	108-102	15,002	4-6
11/26	11	at Philadelphia	W	100-88	18,168	5-6
11/28	12	at Detroit	W	91-88	21,454	6-6
11/30	13	Dallas	W	103-91	15,025	7-6
12/2	14	Minnesota	L	91-103	15,025	7-7
12/4	15	Indiana	W	99-92	15,025	8-7
12/7	16	Denver	W	95-90	15,025	9-7
12/9	17	New York	L	81-94	15,025	9-8
12/11	18	Utah	W	115-112 (OT)	15,025	10-8
12/12	19	at L.A. Lakers	W	100-97	11,477	11-8
12/15	20	at Phoenix	L	104-110	19,023	11-9
12/17	21	at Sacramento	W	109-94	17,317	12-9
12/18	22	at Seattle	L	111-126	14,813	12-10
12/21	23	Portland	L	98-100	15,025	12-11
12/23	24	L.A. Clippers	W	141-95	15,025	13-11
12/26	25	at Portland	W	108-106 (OT)	12,888	14-11
12/28	26	Philadelphia	L	90-107	15,025	14-12
12/30	27	at Denver	L	96-101	17,171	14-13
1/4	28	Sacramento	W	115-112	15,025	15-13
1/6	29	San Antonio	W	102-98	15,025	16-13
1/9	30	at Phoenix	L	107-122	19,023	16-14
1/11	31	at L.A. Lakers	W	122-117	11,735	17-14
1/12	32	Miami	W	100-92	15,025	18-14
1/14	33	Seattle	W	121-100	15,025	19-14
1/17	34	Phoenix	W	104-99	15,025	20-14
1/19	35	at Atlanta	W	120-119	10,970	21-14
1/21	36	at Boston	L	116-124	14,890	21-15
1/22	37	at New Jersey	L	98-124	20,049	21-16
1/26	38	Detroit	W	108-92	15,025	22-16
1/28	39	at Utah	L	91-119	19,911	22-17
1/29	40	New Jersey	W	106-120	15,025	22-18
1/31	41	at L.A. Clippers	W	110-96	9,281	23-18
2/2	42	Denver	W	97-84	15,025	24-18
2/4	43	Chicago	L	99-101	15,025	24-19
2/6	44	at Washington	W	106-84	18,756	25-19
2/7	45	at Indiana	L	99-104	12,003	25-20
2/9	46	at Charlotte	W	126-116	23,698	26-20
2/10	47	at New York	W	113-105	19,763	27-20
2/15	48	Sacramento	W	123-113	15,025	28-20
2/17	49	Atlanta	W	119-115	15,025	29-20
2/19	50	Boston	W	101-90	15,025	30-20
2/22	51	at Milwaukee	W	117-113	13,945	31-20
2/23	52	at Chicago	L	100-123	18,442	31-21
2/25	53	at Cleveland	L	97-107	19,021	31-22
2/27	54	at Minnesota	L	100-107	18,268	31-23
3/1	55	L.A. Clippers	W	114-109	15,025	32-23
3/3	56	Phoenix	W	120-107	15,025	33-23
3/5	57	Charlotte	W	129-112	15,025	34-23
3/7	58	at Portland	L	108-137	12,888	34-24
3/8	59	at Seattle	L	98-113	14,624	34-25
3/10	60	Portland	W	100-97	15,025	35-25
3/13	61	at L.A. Clippers	L	117-120 (OT)	10,086	35-26
3/15	62	Washington	W	123-93	15,025	36-26
3/17	63	at Houston	L	99-112	14,707	36-27
3/19	64	at Dallas	W	116-107	16,101	37-27
3/22	65	Orlando	W	117-116	15,025	38-27
3/24	66	Milwaukee	W	114-112	15,025	39-27
3/26	67	San Antonio	L	101-112	15,025	39-28
3/29	68	at Utah	W	116-113	19,911	40-28
3/30	69	Houston	L	104-114	15,025	40-29
4/1	70	Minnesota	W	146-109	15,025	41-29
4/2	71	at Seattle	L	109-119	14,812	41-30
4/5	72	at San Antonio	W	106-101	18,769	42-30
4/7	73	at Houston	L	102-134	15,914	42-31
4/9	74	at Minnesota	W	117-105	17,878	43-31
4/11	75	Dallas	W	122-108	15,025	44-31
4/12	76	at L.A. Lakers	W	128-117	13,302	45-31
4/14	77	Portland	W	113-108	15,025	46-31
4/16	78	Utah	W	109-105	15,025	47-31
4/18	79	at L.A. Clippers	W	134-131 (OT)	10,969	48-31
4/21	80	Sacramento	W	121-96	15,025	49-31
4/23	81	L.A. Lakers	W	126-91	15,025	50-31
4/24	82	at Sacramento	L	97-105	17,317	50-32

GOLDEN STATE WARRIORS 1994-95



BACK ROW (left to right): Carlos Rogers, Donyell Marshall, David Wood, Victor Alexander, Rony Seikaly, Clifford Rozier, Chris Gatling, Assistant Coach Rod Higgins, Interim Head Coach Bob Lanier, Owner and CEO Christopher Cohan. MIDDLE: Strength and Conditioning Coach Mark Grabow, Vice President and Assistant General Manager Al Attles, Chris Mullin, Ricky Pierce, Latrell Sprewell, Tim Hardaway, Keith Jennings, Athletic Trainer Tom Abdenour. FRONT: Ryan Lorthridge and Dwayne Morton.

PLAYER	G	MIN	FGM			3-PT FG			FTM			REBOUNDS			AST	PF	STL	TO	BLK	PTS	PPG
			FGA	FG%	3P	3PA	3P%	FTM	FTA	FT%	OFF	DEF	TOT								
Sprewell	69	2771	490	1171	.418	90	326	.276	350	448	.781	58	198	256	279	108	112	230	46	1420	20.6
Hardaway	62	2321	430	1007	.427	168	444	.378	219	288	.760	46	144	190	578	155	88	214	121	247	20.1
Mullin	25	890	170	348	.489	42	93	.452	94	107	.879	25	90	115	125	53	38	93	19	476	19.0
Gatling	58	1470	324	512	.633	0	1	.000	148	250	.592	144	299	443	51	184	39	117	52	796	13.7
Marshall (TOT)	72	2086	345	876	.394	69	243	.284	147	222	.662	137	268	405	105	157	45	115	88	906	12.6
Marshall (GS)	32	1050	187	453	.413	37	137	.270	64	100	.640	73	136	209	48	94	20	57	38	475	14.8
Pierce	27	673	111	254	.437	23	70	.329	93	106	.877	12	52	64	40	38	22	24	2	338	12.5
Seikaly	36	1035	162	314	.516	0	0	—	111	160	.694	77	189	266	45	122	20	104	37	435	12.1
Gugliotta	40	1324	176	397	.443	28	90	.311	55	97	.567	100	197	297	122	98	50	93	23	435	10.9
Alexander	50	1237	230	447	.515	6	25	.240	36	60	.600	87	204	291	60	145	28	76	29	502	10.0
Rogers	49	1017	180	340	.529	2	14	.143	76	146	.521	108	170	278	37	124	22	84	52	438	8.9
Jennings	80	1722	190	425	.447	75	204	.368	134	153	.876	26	122	148	373	133	95	120	2	589	7.4
Lorthridge	37	672	106	223	.475	3	14	.214	57	88	.648	24	47	71	101	42	28	57	1	272	7.4
Legler	24	371	60	115	.522	26	50	.520	30	34	.882	12	28	40	27	33	12	20	1	76	7.3
Rozier	66	1494	189	390	.485	2	7	.286	68	152	.447	200	286	486	45	196	35	89	39	448	6.8
Wood	78	1336	153	326	.469	31	91	.341	91	117	.778	83	158	241	65	217	28	53	3	428	5.5
Morton	41	395	50	129	.388	9	25	.360	58	85	.682	21	37	58	18	45	11	27	15	167	4.1
Bol	5	81	6	10	.600	3	5	.600	0	0	—	1	11	12	0	10	0	1	9	15	3.0
Higgins	5	46	3	12	.250	1	6	.167	3	4	.750	4	3	7	3	7	1	1	1	10	2.0

NOTES

- Latrell Sprewell, at age 24, became the youngest Warriors player to start in an NBA All-Star Game since Rick Barry earned the honor as a 21-year-old rookie in 1966.
- Tim Hardaway finished the season as the only player in the league who averaged over 20.0 points and 9.0 assists (third in the league in assists with a 9.3 average).
- Chris Gatling became the first Warriors player since Wilt Chamberlain (1962-63) to lead the NBA in field goal percentage (.633), setting a team record.
- Donyell Marshall was acquired from Minnesota in exchange for Tom Gugliotta on 2/18/95, and was named NBA All-Rookie Second Team by the league's head coaches.
- Christopher Cohan became the sole owner of the Warriors by purchasing a 75-percent interest from a group of co-investors led by Jim Fitzgerald and Dan Finnane.
- Rony Seikaly was acquired from Miami in exchange for Billy Owens and the rights to Predrag Danilovic on 11/2/94.
- Tom Gugliotta and three future first-round picks were acquired from Washington in exchange for Chris Webber on 11/17/94.
- Don Nelson stepped down as head coach and general manager, Bob Lanier was named interim head coach and Ed Gregory was named director of player personnel on 2/13/95.
- On 5/21/95, the Warriors won the NBA Draft Lottery and used the first pick in the draft to select Joe Smith.


GAME-BY-GAME RESULTS

RECORD 26-56



DATE	G	OPPONENT	W/L	SCORE	ATTENDANCE	RECORD
11/4	1	at San Antonio	W	123-118	30,542	1-0
11/5	2	at Denver	W	108-104	17,171	2-0
11/8	3	Miami	W	121-114	15,025	3-0
11/11	4	at Utah	W	112-104	19,783	4-0
11/12	5	L.A. Lakers	W	121-99	15,025	5-0
11/15	6	Minnesota	L	112-114	15,025	5-1
11/17	7	New York	W	109-100	15,025	6-1
11/19	8	Utah	W	119-115	15,025	7-1
11/22	9	at Charlotte	L	98-102	23,698	7-2
11/24	10	at Indiana	L	96-123	16,613	7-3
11/26	11	at Cleveland	L	87-101	20,562	7-4
11/27	12	at Detroit	L	91-106	15,189	7-5
11/29	13	L.A. Clippers	W	127-124 (OT)	15,025	8-5
12/1	14	Houston	L	109-113	15,025	8-6
12/3	15	Indiana	L	107-118	15,025	8-7
12/6	16	at L.A. Lakers	L	101-113	10,579	8-8
12/9	17	at Portland	L	107-116	12,888	8-9
12/10	18	at Sacramento	L	94-106	17,317	8-10
12/12	19	at Phoenix	L	84-90	19,023	8-11
12/13	20	Sacramento	L	107-112	15,025	8-12
12/15	21	at L.A. Clippers	L	82-89	17,277	8-13
12/16	22	Orlando	L	128-131 (OT)	15,025	8-14
12/20	23	Dallas	L	107-110	15,025	8-15
12/22	24	Washington	W	107-87	15,025	9-15
12/27	25	L.A. Lakers	W	129-105	15,025	10-15
12/29	26	at Houston	L	124-126	16,611	10-16
12/30	27	at Dallas	L	94-110	17,502	10-17
1/3	28	San Antonio	L	86-91	15,025	10-18
1/5	29	Milwaukee	L	103-111	15,025	10-19
1/10	30	Seattle	L	118-128 (OT)	15,025	10-20
1/11	31	at Portland	L	92-104	12,888	10-21
1/13	32	at L.A. Lakers	L	104-115	13,182	10-22
1/14	33	Cleveland	L	97-103 (OT)	15,025	10-23
1/16	34	Denver	W	77-73	15,025	11-23
1/19	35	at Sacramento	L	103-112	17,317	11-24
1/24	36	New Jersey	L	93-106	15,025	11-25
1/26	37	at Washington	W	121-118 (OT)	15,911	12-25
1/27	38	at Boston	L	91-117	14,890	12-26
1/29	39	at Chicago	L	94-116	22,398	12-27
1/31	40	at New York	L	87-90	19,763	12-28
2/1	41	at Atlanta	L	99-111	9,671	12-29
2/3	42	L.A. Clippers	W	106-89	15,025	13-29
2/5	43	Chicago	L	93-97	15,025	13-30
2/7	44	at Minnesota	L	100-109	14,396	13-31
2/9	45	at Denver	W	109-101	17,171	14-31
2/14	46	at Seattle	L	108-118	13,918	14-32
2/15	47	Boston	L	115-116	15,025	14-33
2/17	48	at Phoenix	W	139-128 (OT)	19,023	15-33
2/18	49	Seattle	L	117-129	15,025	15-34
2/20	50	Philadelphia	W	98-85	15,025	16-34
2/22	51	Portland	L	89-107	15,025	16-35
2/25	52	at Houston	L	105-112	16,611	16-36
2/26	53	at San Antonio	L	99-129	29,014	16-37
3/1	54	Utah	L	85-98	15,025	16-38
3/3	55	Charlotte	L	86-116	15,025	16-39
3/5	56	Phoenix	L	112-122	15,025	16-40
3/6	57	at Seattle	L	106-103	13,442	17-40
3/8	58	L.A. Clippers	W	120-107	15,025	18-40
3/10	59	at L.A. Clippers	L	102-121	8,353	18-41
3/12	60	at Phoenix	W	124-117 (OT)	19,023	19-41
3/13	61	Dallas	L	125-130	15,025	19-42
3/15	62	L.A. Lakers	W	119-108	15,025	20-42
3/17	63	at Sacramento	L	110-128	17,317	20-43
3/19	64	Detroit	W	117-115	15,025	21-43
3/21	65	at Milwaukee	L	109-115	13,187	21-44
3/22	66	at Philadelphia	L	102-119	10,160	21-45
3/24	67	at Miami	L	111-115	14,461	21-46
3/26	68	at Orlando	L	98-132	16,010	21-47
3/28	69	at New Jersey	W	127-113	15,447	22-47
3/30	70	Atlanta	L	80-108	15,025	22-48
4/1	71	Minnesota	L	104-126	15,025	22-49
4/4	72	Phoenix	W	122-114	15,025	23-49
4/6	73	Houston	L	102-110	15,025	23-50
4/8	74	San Antonio	L	99-112	15,025	23-51
4/10	75	at Dallas	W	123-112	17,063	24-51
4/12	76	at Minnesota	W	123-109	13,850	25-51
4/13	77	at Utah	L	102-121	19,911	25-52
4/15	78	Seattle	L	99-115	15,025	25-53
4/18	79	Portland	W	103-102	15,025	26-53
4/20	80	Sacramento	L	98-112	15,025	26-54
4/22	81	Denver	W	129-130 (2OT)	15,025	26-55
4/23	82	at Portland	L	83-116	12,888	26-56

GOLDEN STATE WARRIORS 1995-96



BACK ROW (left to right): Equipment Manager Shane Salazar, Assistant Coach John Wetzel, Rony Seikaly, Kevin Willis, Clifford Rozier, Assistant Coach Rod Higgins, Assistant Coach George Irvine. MIDDLE: Strength and Conditioning Coach Mark Grabow, Athletic Trainer Tom Abdenour, Joe Smith, Jon Barry, Bimbo Coles, Owner and CEO Christopher Cohan, Head Coach Rick Adelman. FRONT: Jerome Kersey, Andrew DeClercq, B.J. Armstrong, Latrell Sprewell, Chris Mullin, Donyell Marshall.

PLAYER	G	MIN	3-PT FG					REBOUNDS													
			FGM	FGA	FG%	3P	3PA	3P%	FTM	FTA	FT%	OFF	DEF	TOT	AST	PF	STL	TO	BLK	PTS	PPG
Sprewell	78	3064	515	1202	.428	91	282	.323	352	446	.789	124	256	380	328	150	127	222	45	1473	18.9
Smith	82	2821	469	1024	.458	10	28	.357	303	392	.773	300	417	717	79	224	85	138	134	1251	15.3
Hardaway	52	1487	255	606	.421	85	232	.366	140	182	.769	22	109	131	360	131	74	125	11	735	14.1
Mullin	55	1617	269	539	.499	59	150	.393	137	160	.856	44	115	159	194	127	75	122	32	734	13.3
Armstrong	82	2262	340	727	.468	98	207	.473	234	279	.839	22	162	184	401	147	68	128	6	1012	12.3
Seikaly	64	1813	285	568	.502	2	3	.667	204	282	.723	166	333	499	71	219	40	180	69	776	12.1
Coles (TOT)	81	2615	318	777	.409	88	254	.346	168	211	.796	49	211	260	422	253	94	171	17	892	11.0
Coles (GS)	29	733	87	218	.399	25	82	.305	29	38	.763	11	48	59	126	78	31	48	5	228	7.9
Willis (TOT)	75	2135	325	712	.456	1	9	.111	143	202	.708	208	430	638	53	253	32	161	41	794	10.6
Willis (GS)	28	778	130	300	.433	1	4	.250	54	77	.701	74	144	218	19	95	13	62	16	315	11.3
Gatling	47	862	171	308	.555	0	1	.000	84	132	.636	78	164	242	26	135	19	60	29	426	9.1
Kersey	76	1620	205	500	.410	3	17	.176	97	147	.660	154	209	363	114	205	91	75	45	510	6.7
Marshall	62	934	125	314	.398	28	94	.298	64	83	.771	65	148	213	49	83	22	48	31	342	5.5
Barry	68	712	91	185	.492	44	93	.473	31	37	.838	17	46	63	85	51	33	42	11	257	3.8
Rozier	59	723	79	135	.585	0	2	.000	26	55	.473	71	100	171	22	135	19	40	30	184	3.1
DeClercq	22	203	24	50	.480	0	1	.000	11	19	.579	18	21	39	9	30	7	4	5	59	2.7
Churchwell	4	20	3	8	.375	0	0	—	0	0	—	0	3	3	1	1	0	2	0	6	1.5
Hammink (TOT)	6	17	2	4	.500	0	0	—	4	7	.571	2	2	4	0	2	0	2	0	8	1.3
Hammink (GS)	3	10	1	2	.500	0	0	—	2	3	.667	0	1	1	0	1	0	0	0	4	1.3
Wood	21	96	7	14	.500	1	3	.333	7	8	.875	7	9	16	5	23	2	3	1	22	1.0

NOTES


- Dave Twardzik was named general manager on 5/10/95 and Rick Adelman head coach on 5/19/95.
- B.J. Armstrong was acquired from Toronto in exchange for Victor Alexander, Carlos Rogers and the rights to Dwayne Whitfield, Martin Lewis and Michael McDonald on 9/18/95.
- Joe Smith won two Rookie of the Month awards (December and February) on his way to earning NBA All-Rookie First Team honors.
- Kevin Willis and Bimbo Coles were acquired from Miami in exchange for Tim Hardaway and Chris Gatling on 2/22/96.
- Warriors scored a franchise-low 64 points vs. the Cleveland Cavaliers on 3/30/96.

GAME-BY-GAME RESULTS RECORD 36-46



DATE	G	OPPONENT	W/L	SCORE	ATTENDANCE	RECORD
11/3	1	at Houston	L	92-110	16,611	0-1
11/4	2	at Dallas	L	84-99	17,502	0-2
11/7	3	Denver	W	98-93	15,025	1-2
11/9	4	Atlanta	L	121-125	15,025	1-3
11/11	5	L.A. Lakers	W	123-105	15,025	2-3
11/12	6	at Phoenix	L	109-112	19,023	2-4
11/14	7	L.A. Clippers	L	106-118	15,025	2-5
11/16	8	New York	L	97-120	15,025	2-6
11/18	9	Dallas	W	121-108	15,025	3-6
11/20	10	at Orlando	L	95-101	17,248	3-7
11/22	11	at Miami	L	93-103	14,439	3-8
11/24	12	at Boston	W	101-94	16,625	4-8
11/25	13	at Philadelphia	W	107-89	10,201	5-8
11/27	14	at Toronto	L	98-101	19,563	5-9
11/29	15	Portland	L	98-112	15,025	5-10
12/2	16	Indiana	W	100-97	15,025	6-10
12/6	17	Orlando	L	107-109	15,025	6-11
12/8	18	Detroit	L	114-121 (OT)	15,025	6-12
12/9	19	at Utah	L	109-123	19,784	6-13
12/12	20	Miami	W	105-80	15,025	7-13
12/15	21	at Seattle	L	101-108	17,072	7-14
12/16	22	at Vancouver	W	116-85	15,539	8-14
12/19	23	Charlotte	W	102-99	15,025	9-14
12/20	24	at Denver	L	104-109	16,625	9-15
12/22	25	Washington	W	132-117	15,025	10-15
12/26	26	at Detroit	L	90-100	16,666	10-16
12/27	27	at Washington	L	94-115	18,756	10-17
12/29	28	at Atlanta	W	117-96	12,526	11-17
12/30	29	at New Jersey	W	120-110	16,570	12-17
1/3	30	Philadelphia	W	122-111	15,025	13-17
1/5	31	Minnesota	W	122-119 (OT)	15,025	14-17
1/6	32	at Sacramento	L	106-115	17,317	14-18
1/9	33	Vancouver	W	109-103	15,025	15-18
1/11	34	Phoenix	L	106-111	15,025	15-19
1/12	35	at Vancouver	W	104-95	16,581	16-19
1/15	36	Seattle	L	95-104	15,025	16-20
1/17	37	at Minnesota	L	88-98	11,651	16-21
1/18	38	at Milwaukee	L	96-100	13,844	16-22
1/20	39	at Charlotte	W	110-102	24,042	17-22
1/24	40	Utah	L	89-100	15,025	17-23
1/26	41	Sacramento	W	124-118	15,025	18-23
1/27	42	at Utah	L	91-108	19,911	18-24
1/30	43	at L.A. Lakers	L	118-128	17,505	18-25
2/2	44	Toronto	W	114-111	15,025	19-25
2/4	45	New Jersey	W	96-92	15,025	20-25
2/5	46	at L.A. Clippers	W	128-124	6,057	21-25
2/7	47	Chicago	L	95-99	15,025	21-26
2/13	48	at Portland	W	99-98	20,186	22-26
2/14	49	Boston	W	106-103	15,025	23-26
2/16	50	at San Antonio	L	95-113	16,673	23-27
2/19	51	at Dallas	W	112-100	15,493	24-27
2/21	52	San Antonio	W	95-92	15,025	25-27
2/22	53	at Seattle	L	90-106	17,072	25-28
2/24	54	L.A. Clippers	W	86-80	15,025	26-28
2/27	55	at Cleveland	L	80-92	15,546	26-29
2/29	56	at Indiana	L	85-94	16,321	26-30
3/1	57	at Chicago	L	87-110	23,596	26-31
3/3	58	at New York	L	94-109	19,763	26-32
3/5	59	Vancouver	W	110-78	15,025	27-32
3/7	60	Houston	W	95-86	15,025	28-32
3/9	61	at Denver	L	88-102	17,171	28-33
3/10	62	Sacramento	L	95-96	15,025	28-34
3/12	63	San Antonio	L	98-106	15,025	28-35
3/14	64	L.A. Lakers	L	103-106	15,025	28-36
3/16	65	Milwaukee	W	99-94	15,025	29-36
3/18	66	at San Antonio	L	98-104	15,581	29-37
3/19	67	at Houston	W	105-102 (OT)	16,285	30-37
3/21	68	at Phoenix	L	96-104	19,023	30-38
3/23	69	Phoenix	W	98-89	15,025	31-38
3/26	70	Seattle	L	102-114	15,025	31-39
3/28	71	at Portland	L	89-94	20,593	31-40
3/30	72	Cleveland	L	64-90	15,025	31-41
4/2	73	Houston	L	106-112	15,025	31-42
4/4	74	Denver	W	98-90	15,025	32-42
4/6	75	Minnesota	W	111-106	15,025	33-42
4/8	76	Dallas	L	102-104	15,025	33-43
4/11	77	at L.A. Clippers	W	111-101	13,247	34-43
4/12	78	at L.A. Lakers	L	81-94	17,505	34-44
4/14	79	Utah	W	93-82	15,025	35-44
4/17	80	at Minnesota	W	109-103	12,719	36-44
4/19	81	Portland	L	87-95	15,025	36-45
4/21	82	at Sacramento	L	100-107	17,317	36-46

GOLDEN STATE WARRIORS 1996-97



BACK ROW (left to right): Athletic Trainer Tom Abdenour, Equipment Manager Shane Salazar, Lou Roe, Todd Fuller, Felton Spencer, Joe Smith, Donyell Marshall, Andrew DeClercq, Assistant Coach George Irvine, Assistant Coach Rod Higgins, Assistant Coach John Wetzel, Head Coach Rick Adelman. FRONT: Strength and Conditioning Coach Mark Grabow, Scott Burrell, Melvin Booker, Mark Price, Chris Mullin, Latrell Sprewell, B.J. Armstrong, Bimbo Coles, Ray Owes.

PLAYER	G	MIN	3-PT FG			REBOUNDS			FTM			OFF			DEF			TOT	AST	PF	STL	TO	BLK	PTS	PPG
			FGM	FGA	FG%	3P	3PA	3P%	FTM	FTA	FT%	OFF	DEF	TOT	AST	PF	STL								
Sprewell	80	3353	649	1444	.449	147	415	.354	493	585	.843	58	308	366	507	153	132	322	45	1938	24.2				
Smith	80	3086	587	1293	.454	12	46	.261	307	377	.814	261	418	679	125	244	74	192	86	1493	18.7				
Mullin	79	2733	438	792	.553	83	202	.411	184	213	.864	75	242	317	322	155	130	192	33	1143	14.5				
Price	70	1876	263	589	.447	112	283	.396	155	171	.906	36	143	179	342	100	67	161	3	793	11.3				
Armstrong	49	1020	148	327	.453	25	90	.278	68	79	.861	7	67	74	126	56	25	53	2	389	7.9				
Marshall	61	1022	174	421	.413	35	111	.315	61	98	.622	92	184	276	54	96	25	55	46	444	7.3				
Coles	51	1183	122	314	.389	30	102	.294	37	49	.755	39	79	118	149	96	35	59	7	311	6.1				
Booker (TOT)	21	430	46	105	.438	12	37	.324	18	20	.900	7	22	29	53	28	3	27	2	122	5.8				
Booker (GS)	16	409	44	101	.436	11	35	.314	18	20	.900	7	21	28	50	28	3	20	2	117	7.3				
DeClercq	71	1065	142	273	.520	0	0	—	91	151	.603	122	176	298	32	229	33	76	27	375	5.3				
Burrell (TOT)	57	939	98	271	.362	41	116	.353	57	76	.750	49	109	158	74	120	28	53	19	294	5.2				
Burrell (GS)	29	457	53	140	.379	22	61	.361	15	23	.652	25	54	79	35	60	14	28	8	143	4.9				
Spencer (TOT)	73	1558	139	284	.489	0	0	—	94	161	.584	157	259	416	22	275	34	88	50	372	5.1				
Spencer (GS)	72	1539	137	282	.486	0	0	—	94	161	.584	152	258	410	21	273	34	87	50	368	5.1				
Fuller	75	949	114	266	.429	0	0	—	76	110	.691	108	141	249	24	146	10	52	20	304	4.1				
Royal	36	509	37	96	.385	0	2	.000	62	78	.795	33	62	95	14	55	11	22	9	136	3.8				
Owes	57	592	75	180	.417	1	5	.200	26	46	.565	64	99	163	15	86	15	23	20	177	3.1				
Roe	17	107	14	48	.292	3	11	.273	9	19	.474	7	7	14	6	10	3	11	1	40	2.4				
Rozier	1	5	0	1	.000	0	0	—	0	0	—	0	0	0	0	0	0	0	0	0	0.0				

NOTES


- Warriors played all home games at San Jose Arena during renovation of Oakland Coliseum.
- Re-signed Latrell Sprewell to a four-year contract on 7/22/96.
- Acquired Felton Spencer, Jon Koncak and Donald Royal from Orlando for Rony Seikaly, Clifford Rozier and a future second-round pick on 11/2/96.
- Mullin passed Nate Thurmond for the Warriors all-time games played record on 2/21/97, with his 758th game.
- Fired Head Coach Rick Adelman on 4/28/97 and fired General Manager Dave Twardzik on 6/5/97.

GAME-BY-GAME RESULTS RECORD 30-52



DATE	G	OPPONENT	W/L	SCORE	ATTENDANCE	RECORD
11/1	1	L.A. Clippers	L	85-97	15,593	0-1
11/3	2	at Vancouver	W	105-95	15,781	1-1
11/5	3	Portland	L	93-111	14,458	1-2
11/7	4	New York	L	100-105	16,639	1-3
11/8	5	at Denver	L	91-94	10,302	1-4
11/12	6	at Seattle	L	102-121	17,072	1-5
11/14	7	Milwaukee	W	95-86	14,414	2-5
11/16	8	at Houston	L	103-115	16,285	2-6
11/17	9	at San Antonio	W	102-92	13,334	3-6
11/19	10	L.A. Lakers	L	109-112	18,742	3-7
11/21	11	at Utah	L	104-109 (OT)	18,889	3-8
11/23	12	Houston	L	115-120 (OT)	16,896	3-9
11/26	13	Miami	L	88-107	15,026	3-10
11/28	14	New Jersey	W	124-118	15,209	4-10
11/29	15	at Portland	L	93-119	21,068	4-11
12/1	16	Portland	W	98-70	12,510	5-11
12/3	17	Denver	W	114-99	12,347	6-11
12/4	18	at Phoenix	L	87-118	19,023	6-12
12/6	19	Indiana	L	71-86	14,164	6-13
12/8	20	San Antonio	W	114-88	13,057	7-13
12/10	21	at Toronto	W	101-91	15,132	8-13
12/12	22	at New York	L	79-90	19,763	8-14
12/13	23	at Cleveland	L	87-101	15,410	8-15
12/15	24	Washington	L	102-110	16,005	8-16
12/17	25	at Seattle	L	83-123	17,072	8-17
12/18	26	Minnesota	W	123-96	12,818	9-17
12/22	27	L.A. Clippers	W	97-91	13,436	10-17
12/26	28	at Dallas	W	113-108	13,365	11-17
12/28	29	at Houston	L	95-104	16,285	11-18
1/3	30	Philadelphia	W	122-114 (OT)	17,715	12-18
1/6	31	Charlotte	L	101-109	12,314	12-19
1/8	32	Vancouver	L	95-109	12,819	12-20
1/9	33	at Vancouver	W	102-86	15,454	13-20
1/12	34	at Milwaukee	L	93-111	13,289	13-21
1/14	35	at Boston	L	108-116	14,235	13-22
1/15	36	at Philadelphia	W	128-111	10,932	14-22
1/17	37	at Indiana	W	98-91	15,436	15-22
1/18	38	at Minnesota	L	93-108	17,891	15-23
1/21	39	Dallas	W	105-93	13,777	16-23
1/25	40	Detroit	L	79-94	16,187	16-24
1/24	41	at L.A. Lakers	L	97-114	17,505	16-25
1/27	42	Vancouver	W	122-97	12,839	17-25
1/29	43	Seattle	L	86-111	16,704	17-26
1/31	44	Chicago	L	92-115	18,748	17-27
2/1	45	at L.A. Clippers	L	98-110	7,767	17-28
2/4	46	Atlanta	L	85-107	13,111	17-29
2/13	47	at Dallas	W	107-99	13,034	18-29
2/14	48	at San Antonio	W	108-94	14,501	19-29
2/16	49	at Sacramento	L	85-105	17,317	19-30
2/19	50	Boston	W	112-101	14,701	20-30
2/21	51	at Minnesota	L	82-101	16,279	20-31
2/22	52	at Chicago	L	87-120	23,917	20-32
2/24	53	at Atlanta	L	100-106	15,660	20-33
2/26	54	at Detroit	L	84-117	21,454	20-34
2/28	55	at New Jersey	W	117-108	14,781	21-34
3/1	56	at Washington	L	108-118	18,756	21-35
3/3	57	Utah	L	104-111	16,334	21-36
3/5	58	Houston	L	85-90	17,105	21-37
3/7	59	Orlando	W	108-101	17,027	22-37
3/9	60	Sacramento	W	102-98	16,242	23-37
3/10	61	at L.A. Clippers	L	106-112	6,280	23-38
3/12	62	at L.A. Lakers	L	101-109	17,009	23-39
3/13	63	Cleveland	W	101-95 (OT)	13,608	24-39
3/15	64	Toronto	W	106-102	15,058	25-39
3/17	65	Phoenix	L	95-116	17,029	25-40
3/19	66	at Miami	L	91-93 (OT)	15,200	25-41
3/20	67	at Orlando	L	95-100	17,248	25-42
3/22	68	at Charlotte	L	93-100 (OT)	20,042	25-43
3/25	69	Seattle	L	89-126	15,695	25-44
3/28	70	at Phoenix	L	115-122 (OT)	19,023	25-45
3/30	71	Minnesota	L	102-113	14,498	25-46
4/1	72	at Portland	W	91-82	21,239	26-46
4/3	73	Dallas	W	106-90	13,669	27-46
4/5	74	San Antonio	W	120-103	13,948	28-46
4/6	75	Utah	L	100-114	15,167	28-47
4/8	76	L.A. Lakers	L	85-109	17,973	28-48
4/10	77	Denver	W	109-107 (OT)	15,930	29-48
4/11	78	at Sacramento	L	87-97	17,317	29-49
4/13	79	Phoenix	L	97-105	14,944	29-50
4/14	80	at Denver	W	103-93	7,514	30-50
4/17	81	at Utah	L	93-106	19,911	30-51
4/19	82	Sacramento	L	120-122 (OT)	18,388	30-52

GOLDEN STATE WARRIORS 1997-98



BACK ROW (left to right): Assistant Coach Paul Westhead, Head Coach P.J. Carlesimo, Jason Caffey, Donyell Marshall, Todd Fuller, Felton Spencer, Erick Dampier, Adonal Foyle, Clarence Weatherspoon, Basketball Operations Assistant Scott Pruneau, Equipment Manager Shane Salazar. FRONT: Assistant Coach Rod Higgins, Assistant Coach Bob Staak, Duane Ferrell, Gerald Madkins, Tony Delk, Muggsy Bogues, Jim Jackson, Bimbo Coles, Jeff Gray, Director of Athletic Development Mark Grabow, Athletic Trainer Tom Abdenour.

PLAYER	G	MIN	FGM	FGA	FG%	3-PT FG			FTM	FTA	FT%	REBOUNDS				PF	STL	TO	BLK	PTS	PPG
						3P	3PA	3P%				OFF	DEF	TOT	AST						
Sprewell	14	547	110	277	.397	9	48	.188	70	94	.745	7	44	51	68	26	19	44	5	299	21.4
Smith	49	1645	343	800	.429	0	7	.000	160	208	.769	141	197	338	67	169	44	106	38	846	17.3
Jackson (TOT)	79	3046	476	1107	.430	61	191	.319	229	282	.812	130	270	400	381	186	79	263	8	1242	15.7
Jackson (GS)	31	1258	230	572	.402	22	79	.278	103	128	.805	61	112	173	158	74	38	118	2	585	18.9
Marshall	73	2611	451	1091	.413	63	201	.313	158	216	.731	210	418	628	159	226	95	147	73	1123	15.4
Dampier	82	2656	352	791	.445	0	2	.000	267	399	.669	272	443	715	94	281	39	175	139	971	11.8
Delk (TOT)	77	1681	314	798	.393	42	157	.268	111	151	.735	38	134	172	172	96	73	109	12	781	10.1
Delk (GS)	74	1647	311	794	.392	41	156	.263	110	149	.738	38	132	170	169	88	73	105	12	773	10.4
Weatherspoon (TOT)	79	2325	268	608	.441	0	0	---	200	277	.722	198	396	594	89	194	85	119	74	736	9.3
Weatherspoon (GS)	31	1035	127	277	.458	0	0	---	77	103	.748	89	169	258	49	86	42	50	22	331	10.7
Coles	53	1471	166	438	.379	13	57	.228	78	88	.886	17	106	123	248	135	51	89	13	423	8.0
Caffey (TOT)	80	1423	226	466	.485	0	2	.000	131	200	.655	160	184	344	67	181	25	105	20	583	7.3
Caffey (GS)	29	713	126	267	.472	0	1	.000	63	97	.649	84	87	171	31	89	12	57	3	315	10.9
Shaw	39	1028	103	307	.336	21	67	.313	24	33	.727	20	131	151	173	93	35	75	14	251	6.4
Thomas	10	139	25	65	.385	5	21	.238	7	10	.700	4	6	10	9	12	5	6	1	62	6.2
Bogues (TOT)	61	1570	141	323	.437	4	16	.250	61	68	.897	30	102	132	331	58	67	105	3	347	5.7
Bogues (GS)	59	1554	139	318	.437	4	16	.250	59	66	.894	30	101	131	327	56	65	104	3	341	5.8
Vaughn	22	322	46	114	.404	0	1	.000	22	34	.647	34	68	102	18	48	10	31	6	114	5.2
Armstrong	4	59	6	19	.316	0	1	.000	5	7	.714	4	3	7	6	6	4	7	0	17	4.3
Williams	9	140	16	50	.320	3	9	.333	2	4	.500	4	11	15	3	18	6	9	3	37	4.1
Fuller	57	613	86	205	.420	0	4	.000	55	80	.688	61	135	196	10	89	6	37	16	227	4.0
Foyle	55	656	69	170	.406	0	1	.000	27	62	.435	73	111	184	14	94	13	50	52	165	3.0
Simpkins	19	196	22	48	.458	0	1	.000	10	26	.385	19	27	46	16	19	5	19	2	54	2.8
Spencer	68	813	59	129	.457	0	0	---	44	79	.557	93	133	226	17	175	23	49	37	162	2.4
Gray (TOT)	5	34	4	11	.364	2	6	.333	0	0	---	0	4	4	2	7	2	4	0	10	2.0
Gray (GS)	4	23	4	7	.571	2	3	.667	0	0	---	0	4	4	1	7	2	2	0	10	2.5
Madkins	19	243	13	34	.382	6	15	.400	5	7	.714	2	13	15	45	18	13	13	1	37	1.9
Ferrell	50	461	41	111	.369	0	6	.000	12	22	.545	25	22	47	26	50	21	18	6	94	1.9

NOTES


- Warriors debuted their new arena, The Arena in Oakland, vs. Minnesota (11/8/97).
- Traded Chris Mullin to Indiana (8/12/97) in exchange for Erick Dampier and Duane Ferrell.
- Latrell Sprewell was suspended for one year by the NBA (12/4/97).
- Acquired guard Jim Jackson and forward Clarence Weatherspoon from Philadelphia (2/17/98) in exchange for forward Joe Smith and guard Brian Shaw.
- Led the league in total rebounds per game (45.9 rpg) for the first time since the 1988-89 season.
- Selected North Carolina guard Vince Carter (fifth overall) in the 1998 NBA Draft (6/25/98).
- Acquired North Carolina forward Antawn Jamison (fourth overall) from Toronto (6/25/98) in exchange for Vince Carter and cash.

GAME-BY-GAME RESULTS RECORD 19-63



DATE	G	OPPONENT	W/L	SCORE	ATTENDANCE	RECORD
10/31	1	at Minnesota	L	113-129	16,784	0-1
11/1	2	at Indiana	L	83-96	16,729	0-2
11/4	3	at Toronto	L	86-104	16,624	0-3
11/5	4	at New Jersey	L	96-112	12,150	0-4
11/8	5	Minnesota	L	90-97	19,283	0-5
11/9	6	at L.A. Lakers	L	97-132	14,623	0-6
11/12	7	Detroit	L	71-102	10,629	0-7
11/15	8	Portland	L	87-99	10,395	0-8
11/19	9	at San Antonio	L	87-108	15,326	0-9
11/20	10	at Dallas	W	101-97 (OT)	14,042	1-9
11/22	11	at Houston	L	84-90	16,285	1-10
11/25	12	New Jersey	L	87-101	9,678	1-11
11/28	13	at Utah	L	82-111	19,911	1-12
11/29	14	Houston	L	100-107	12,578	1-13
12/3	15	Cleveland	L	67-95	10,565	1-14
12/5	16	Orlando	W	104-89	10,084	2-14
12/7	17	at Sacramento	L	84-99	12,226	2-15
12/10	18	L.A. Lakers	W	93-92	13,414	3-15
12/12	19	at Vancouver	L	88-95	14,810	3-16
12/13	20	Sacramento	W	95-91 (OT)	10,087	4-16
12/16	21	Dallas	W	103-92	8,225	5-16
12/18	22	at L.A. Clippers	L	78-82	11,380	5-17
12/20	23	at Seattle	L	89-108	17,072	5-18
12/22	24	at Phoenix	L	76-91	19,023	5-19
12/23	25	Denver	W	87-75	10,574	6-19
12/24	26	at Denver	W	81-69	11,926	7-19
12/27	27	Philadelphia	L	78-85	12,757	7-20
12/30	28	Seattle	L	87-101	11,641	7-21
1/2	29	L.A. Clippers	L	79-94	10,653	7-22
1/7	30	Atlanta	L	86-106	11,023	7-23
1/9	31	at Detroit	L	72-101	18,366	7-24
1/10	32	at Chicago	L	82-87	23,902	7-25
1/12	33	at Minnesota	L	87-103	15,888	7-26
1/14	34	at Milwaukee	L	95-101	13,386	7-27
1/16	35	at Atlanta	L	89-102	8,778	7-28
1/17	36	at Philadelphia	L	84-112	17,016	7-29
1/20	37	Phoenix	L	69-87	13,048	7-30
1/21	38	at Utah	L	85-98	19,911	7-31
1/23	39	Vancouver	L	80-88	12,359	7-32
1/24	40	at Vancouver	L	96-107	16,223	7-33
1/27	41	at Portland	W	82-78	20,084	8-33
1/29	42	at Seattle	L	97-109	17,072	8-34
1/30	43	Chicago	L	80-87	19,804	8-35
2/1	44	Utah	L	88-115	11,269	8-36
2/3	45	San Antonio	L	96-105	9,892	8-37
2/10	46	Washington	L	87-99	10,248	8-38
2/11	47	at L.A. Lakers	L	99-105	14,674	8-39
2/13	48	Sacramento	L	92-109	10,594	8-40
2/15	49	Boston	W	101-87	13,123	9-40
2/17	50	at Portland	L	83-101	21,036	9-41
2/18	51	Charlotte	W	88-77	9,335	10-41
2/20	52	Denver	W	95-88	11,987	11-41
2/22	53	Miami	L	82-90	14,862	11-42
2/24	54	at New York	W	87-82	19,763	12-42
2/26	55	at Washington	L	87-110	16,102	12-43
2/27	56	at Boston	L	88-120	18,624	12-44
3/1	57	at Cleveland	L	82-102	14,114	12-45
3/2	58	at Charlotte	L	83-112	22,247	12-46
3/4	59	San Antonio	W	90-83	10,812	13-46
3/6	60	Indiana	L	87-101	13,148	13-47
3/9	61	at Sacramento	W	93-88	14,944	14-47
3/11	62	Minnesota	L	84-113	10,390	14-48
3/13	63	at Phoenix	L	77-101	19,023	14-49
3/15	64	Toronto	L	98-100 (OT)	13,063	14-50
3/17	65	L.A. Clippers	L	102-107	8,819	14-51
3/19	66	at Dallas	L	82-88 (OT)	11,845	14-52
3/20	67	at Miami	L	87-93	15,200	14-53
3/22	68	at Orlando	L	83-92	16,603	14-54
3/24	69	New York	L	75-88	12,524	14-55
3/26	70	Seattle	W	98-91	13,848	15-55
3/27	71	at Denver	L	89-97	11,227	15-56
3/29	72	Portland	L	83-99	14,728	15-57
3/31	73	Milwaukee	L	89-94 (OT)	9,391	15-58
4/2	74	at Houston	W	104-94	16,285	16-58
4/4	75	at San Antonio	L	80-88 (OT)	18,887	16-59
4/7	76	Utah	L	99-101	14,430	16-60
4/9	77	Houston	L	89-93	12,020	16-61
4/11	78	L.A. Lakers	L	84-96	19,821	16-62
4/13	79	Phoenix	L	97-105	12,247	16-63
4/15	80	at L.A. Clippers	W	92-80	8,477	17-63
4/16	81	Dallas	W	88-82	10,431	18-63
4/18	82	Vancouver	W	112-100	16,481	19-63

GOLDEN STATE WARRIORS 1998-99



BACK ROW (left to right): Jason Caffey, Terry Cummings, Felton Spencer, Erick Dampier, Adonal Foyle. MIDDLE: Director of Athletic Development Mark Grabow, Head Coach P.J. Carlesimo, Duane Ferrell, Donyell Marshall, Chris Mills, Antawn Jamison, Assistant Coach Rod Higgins, Athletic Trainer Tom Abdenour. FRONT: Basketball Operations Assistant Scott Pruneau, Assistant Coach Bob Staak, Tony Delk, John Starks, Muggsy Bogues, Binbo Coles, Assistant Coach Paul Westhead, Equipment Manager Shane Salazar.

PLAYER	G	MIN	3-PT FG			REBOUNDS											PTS	PPG			
			FGM	FGA	FG%	3P	3PA	3P%	FTM	FTA	FT%	OFF	DEF	TOT	AST	PF			STL	TO	BLK
Starks	50	1686	269	728	.370	78	269	.290	74	100	.740	33	130	163	235	135	69	83	5	690	13.8
Marshall	48	1250	208	494	.421	26	72	.361	88	121	.727	115	227	342	66	123	47	80	37	530	11.0
Mills	47	1395	186	453	.411	32	115	.278	79	96	.823	49	188	237	103	125	39	58	14	483	10.3
Jamison	47	1058	178	394	.452	3	10	.300	90	153	.588	131	170	301	34	102	38	68	16	449	9.6
Coles	48	1272	183	414	.442	6	25	.240	83	101	.822	21	96	117	222	113	45	82	11	455	9.5
Cummings	50	1011	186	424	.439	1	1	1.000	81	114	.711	95	160	255	58	168	46	58	10	454	9.1
Dampier	50	1414	161	414	.389	0	0	---	120	204	.588	164	218	382	54	165	26	92	58	442	8.8
Caffey	35	876	123	277	.444	0	1	.000	62	98	.633	79	126	205	18	113	24	75	9	308	8.8
Delk	36	630	92	253	.364	16	66	.242	46	71	.648	11	43	54	95	47	16	45	6	246	6.8
Bogues	36	714	76	154	.494	0	6	.000	31	36	.861	16	57	73	134	44	43	47	1	183	5.1
Foyle	44	614	52	121	.430	0	0	---	25	51	.490	79	115	194	18	90	15	31	43	129	2.9
Spencer	26	159	15	33	.455	0	0	---	12	26	.462	18	28	46	0	41	5	9	10	42	1.6
Ferrell	8	46	1	14	.071	0	0	---	3	4	.750	5	1	6	0	4	1	1	1	5	0.6

NOTES

- Led the league in total rebounds per game (47.5 rpg) for the second consecutive season.
- Warriors recorded the second-best improvement in the league behind Toronto.
- John Starks ranked No. 1 among NBA two-guards in assists per game (4.7 apg).
- Antawn Jamison ranked No. 1 among NBA rookies in double-doubles (7) and was named to the NBA's All-Rookie Second Team.
- Traded Latrell Sprewell to New York (1/21/99) in exchange for John Starks, Terry Cummings and Chris Mills.

GAME-BY-GAME RESULTS RECORD 21-29



DATE	G	OPPONENT	W/L	SCORE	ATTENDANCE	RECORD
2/6	1	Houston	L	84-86	18,215	0-1
2/7	2	Dallas	L	99-102 (20T)	12,039	0-2
2/9	3	at Seattle	L	71-90	17,072	0-3
2/10	4	Seattle	L	82-89	8,137	0-4
2/12	5	Utah	L	81-97	11,022	0-5
2/14	6	Portland	W	105-100 (20T)	10,847	1-5
2/15	7	Minnesota	W	101-99	13,118	2-5
2/17	8	Charlotte	W	96-87	9,734	3-5
2/19	9	Dallas	W	84-79	11,432	4-5
2/20	10	at Portland	L	84-90	17,645	4-6
2/23	11	at L.A. Clippers	W	94-89	8,688	5-6
2/26	12	Phoenix	W	94-90	15,807	6-6
2/28	13	at Phoenix	L	89-102	18,857	6-7
3/2	14	at Minnesota	L	78-89	14,776	6-8
3/3	15	at Milwaukee	L	78-106	12,136	6-9
3/5	16	at Indiana	W	102-83	16,184	7-9
3/6	17	at Cleveland	L	80-97	12,894	7-10
3/9	18	Vancouver	W	92-82	10,043	8-10
3/11	19	Minnesota	W	89-82	11,150	9-10
3/12	20	at L.A. Lakers	L	78-89	17,505	9-11
3/13	21	Orlando	L	74-87	14,177	9-12
3/15	22	Sacramento	L	105-111	15,084	9-13
3/17	23	San Antonio	L	78-82	10,257	9-14
3/19	24	Seattle	W	90-78	15,253	10-14
3/23	25	at Portland	L	72-79	18,731	10-15
3/24	26	at L.A. Clippers	W	92-80	6,180	11-15
3/26	27	Washington	W	100-96	12,025	12-15
3/27	28	Houston	L	86-87	18,256	12-16
3/30	29	Portland	W	93-90	12,670	13-16
3/31	30	at Phoenix	L	78-93	18,674	13-17
4/2	31	Utah	L	85-92	18,423	13-18
4/3	32	at L.A. Lakers	W	81-76	17,505	14-18
4/5	33	at San Antonio	L	86-93	14,773	14-19
4/6	34	at Houston	L	74-111	16,285	14-20
4/8	35	at Utah	L	85-92	19,506	14-21
4/10	36	at Dallas	W	91-90	14,218	15-21
4/12	37	at Denver	W	104-96	9,812	16-21
4/15	38	Denver	W	85-79	9,130	17-21
4/16	39	L.A. Clippers	L	83-86	10,437	17-22
4/18	40	at Vancouver	W	90-85	17,063	18-22
4/20	41	L.A. Lakers	L	102-106 (OT)	20,108	18-23
4/21	42	at Sacramento	L	94-103	17,087	18-24
4/23	43	at Denver	L	84-96	11,317	18-25
4/24	44	Denver	W	93-74	15,127	19-25
4/26	45	Sacramento	W	114-89	16,111	20-25
4/29	46	at Utah	L	85-96	19,911	20-26
4/30	47	at Minnesota	L	85-90	18,157	20-27
5/1	48	at Dallas	L	94-105	15,669	20-28
5/3	49	at Vancouver	W	91-83	17,990	21-28
5/5	50	San Antonio	L	81-88	17,235	21-29

GOLDEN STATE WARRIORS 1999-2000



BACK ROW (left to right): Tim Young, Adonal Foyle, Erick Dampier, Terry Cummings, Bill Curley. MIDDLE: Strength and Conditioning Coach Mark Grabow, General Manager/Head Coach Garry St. Jean, Billy Owens, Jason Caffey, Antawn Jamison, Donyell Marshall, Tony Farmer, Chris Mills, Assistant Coach Brian Winters, Equipment Manager Eric Housen, Athletic Trainer Tom Abdenour. FRONT: Assistant Coach Dave Cowens, Sam Jacobson, Larry Hughes, Mookie Blaylock, Vonteeqo Cummings, Mark Davis, Assistant Coach Rod Higgins.

PLAYER	G	MIN	3-PT FG							REBOUNDS							PTS	PPG			
			FGM	FGA	FG%	3P	3PA	3P%	FTM	FTA	FT%	OFF	DEF	TOT	AST	PF			STL	TO	BLK
Jamison	43	1556	356	756	.471	2	7	.286	127	208	.611	172	187	359	90	115	30	113	15	841	19.6
Mills	20	649	123	292	.421	8	30	.267	68	84	.810	46	77	123	47	60	18	25	4	322	16.1
Hughes (TOT)	82	2324	459	1147	.400	29	125	.232	279	377	.740	113	236	349	205	191	115	195	28	1226	15.0
Hughes (GS)	32	1306	267	686	.389	18	74	.243	173	235	.736	61	129	190	130	97	61	100	16	725	22.7
Starks	33	1108	192	508	.378	56	161	.348	45	54	.833	10	81	91	170	93	37	64	3	485	14.7
Marshall	64	2071	331	840	.394	49	138	.355	199	255	.780	189	448	637	167	180	68	123	68	910	14.2
Caffey	71	2159	323	675	.479	0	2	.000	206	345	.597	189	293	482	119	269	62	170	20	852	12.0
Blaylock	73	2459	327	837	.391	101	301	.336	67	95	.705	55	215	270	489	122	146	143	22	822	11.3
V. Cummings	75	1793	265	655	.405	49	151	.325	127	169	.751	57	127	184	247	174	91	132	13	706	9.4
T. Cummings	22	398	76	177	.429	0	0	---	32	39	.821	45	62	107	21	74	13	27	8	184	8.4
Dampier	21	495	70	173	.405	0	0	---	27	51	.529	48	86	134	19	75	8	29	15	167	8.0
Farmer	74	1199	127	312	.407	8	44	.182	203	265	.766	118	177	295	74	167	66	82	16	465	6.3
Davis	23	464	56	137	.409	0	2	.000	31	47	.660	31	53	84	38	52	25	40	4	143	6.2
Owens (TOT)	62	1305	150	358	.419	11	34	.324	63	106	.594	99	202	301	97	166	33	85	21	374	6.0
Owens (GS)	16	386	38	100	.380	2	7	.286	25	42	.595	36	73	109	38	47	7	24	5	103	6.4
Garr	7	74	11	33	.333	1	8	.125	16	19	.842	5	8	13	3	12	0	5	1	39	5.6
Foyle	76	1654	193	380	.508	0	0	---	34	90	.378	174	250	424	42	218	26	71	136	420	5.5
Jones	13	196	25	54	.463	11	23	.478	7	9	.778	0	16	16	39	13	6	15	0	68	5.2
Mack	23	333	37	122	.303	21	64	.328	19	20	.950	7	32	39	24	45	18	19	1	114	5.0
Jacobson (TOT)	52	681	108	212	.509	9	24	.375	30	41	.732	25	46	71	32	113	30	33	3	255	4.9
Jacobson (GS)	49	663	103	203	.507	9	24	.375	30	39	.769	25	45	70	30	112	29	31	3	245	5.0
Legler	23	284	28	78	.359	7	21	.333	14	18	.778	4	19	23	24	33	4	6	1	77	3.3
Barry	8	85	9	18	.500	3	9	.333	1	2	.500	0	8	8	17	14	2	6	0	22	2.8
Curley (TOT)	28	309	29	68	.426	0	1	.000	18	25	.720	18	32	50	14	61	13	21	4	76	2.7
Curley (GS)	24	259	23	57	.404	0	1	.000	18	25	.720	14	28	42	14	51	11	17	4	64	2.7
Young	25	137	13	39	.333	0	0	---	28	36	.778	13	22	35	5	18	2	9	1	54	2.2
Thomas	4	27	3	8	.375	0	2	.000	0	0	---	1	2	3	4	2	1	4	0	6	1.5

NOTES

- Relieved P.J. Carlesimo of his head coaching duties and named Garry St. Jean general manager/head coach (12/27/99).
- Acquired Larry Hughes and Billy Owens from Philadelphia as part of a three-team trade that sent John Starks and a 2000 first-round draft choice (Washington's) to Chicago, with Toni Kukoc going to the 76ers (2/16/00).
- Antawn Jamison's scoring average increase from 1998-99 to 1999-2000 (9.6 ppg to 19.6 ppg) was largest increase in the NBA.
- Hughes averaged 22.7 points per game after joining the Warriors.
- Donyell Marshall became the first Warrior to average a point/rebound double-double since Larry Smith in 1984-85.
- The Warriors had 14 players miss 329 games due to injury (2nd in NBA), using a franchise-record and league-high 23 players.
- The Warriors led the NBA in offensive rebounding at 15.85 offensive rebounds per game.


GAME-BY-GAME RESULTS RECORD 19-63



DATE	G	OPPONENT	W/L	SCORE	ATTENDANCE	RECORD
11/2	1	at Dallas	L	96-108	12,848	0-1
11/4	2	at San Antonio	L	81-104	14,508	0-2
11/6	3	Dallas	L	97-120	12,708	0-3
11/9	4	San Antonio	L	89-118	11,601	0-4
11/12	5	at Vancouver	W	103-93	12,792	1-4
11/13	6	Houston	L	95-103	11,684	1-5
11/16	7	Chicago	W	99-79	10,340	2-5
11/17	8	at Seattle	L	108-111	15,336	2-6
11/20	9	New York	L	79-86	18,553	2-7
11/24	10	New Jersey	L	84-92	10,017	2-8
11/26	11	at Sacramento	L	95-124	17,317	2-9
11/27	12	Toronto	L	88-106	12,251	2-10
11/19	13	at Utah	L	99-115	18,892	2-11
12/1	14	at L.A. Lakers	L	75-93	17,689	2-12
12/2	15	Seattle	L	103-117	10,112	2-13
12/4	16	Utah	L	82-94	11,790	2-14
12/7	17	at New York	L	83-89	19,763	2-15
12/8	18	at Charlotte	L	106-113	15,327	2-16
12/10	19	at Atlanta	W	107-99	14,313	3-16
12/11	20	at Minnesota	W	104-76	14,739	4-16
12/14	21	Miami	W	102-97	11,083	5-16
12/16	22	Detroit	L	108-116	10,249	5-17
12/17	23	at L.A. Clippers	L	91-92	11,217	5-18
12/20	24	Sacramento	W	111-99	15,176	6-18
12/22	25	L.A. Clippers	L	99-103	10,438	6-19
12/23	26	at Portland	L	91-111	20,440	6-20
12/26	27	at Phoenix	L	88-108	19,023	6-21
12/27	28	San Antonio	L	83-105	12,447	6-22
12/29	29	Philadelphia	L	94-97	15,346	6-23
1/3	30	at Washington	L	87-99	11,107	6-24
1/5	31	at Philadelphia	L	92-113	13,845	6-25
1/6	32	at Cleveland	L	75-90	11,238	6-26
1/9	33	Seattle	L	95-100 (OT)	11,263	6-27
1/11	34	Dallas	L	102-109	9,887	6-28
1/13	35	Houston	L	100-108	10,123	6-29
1/15	36	Sacramento	L	99-114	18,372	6-30
1/17	37	Orlando	W	113-100	8,893	7-30
1/21	38	Cleveland	W	115-103	10,059	8-30
1/23	39	Minnesota	L	81-99	11,569	8-31
1/25	40	at Dallas	L	103-117	13,164	8-32
1/27	41	at Houston	W	115-110	13,998	9-32
2/1	42	at L.A. Clippers	W	107-76	10,409	10-32
2/2	43	Vancouver	W	101-95	10,019	11-32
2/4	44	Denver	W	103-101	13,321	12-32
2/6	45	at New Jersey	L	90-110	14,336	12-33
2/7	46	at Orlando	L	100-120	12,480	12-34
2/9	47	at Miami	L	100-115	16,133	12-35
2/15	48	Portland	L	83-92	11,863	12-36
2/16	49	at Portland	L	95-99	20,178	12-37
2/18	50	Boston	W	122-100	14,758	13-37
2/20	51	Washington	W	112-103	13,867	14-37
2/22	52	at Minnesota	L	89-112	13,992	14-38
2/23	53	at Milwaukee	W	91-86	12,864	15-38
2/25	54	at Detroit	L	99-131	17,599	15-39
2/26	55	at Indiana	L	88-104	18,345	15-40
2/28	56	Atlanta	W	80-75	10,263	16-40
3/3	57	at Denver	L	88-122	18,152	16-41
3/5	58	Indiana	L	95-114	15,283	16-42
3/7	59	Charlotte	L	99-102	10,201	16-43
3/9	60	L.A. Lakers	L	92-109	20,136	16-44
3/10	61	at Seattle	L	85-99	13,522	16-45
3/12	62	L.A. Clippers	L	103-112	10,078	16-46
3/14	63	at Toronto	L	78-85	19,800	16-47
3/15	64	at Boston	L	104-121	16,109	16-48
3/17	65	at Chicago	W	95-92 (2OT)	21,898	17-48
3/19	66	Phoenix	L	82-99	12,837	17-49
3/21	67	at Vancouver	L	82-98	13,555	17-50
3/22	68	at L.A. Lakers	L	96-119	18,843	17-51
3/24	69	Portland	L	83-96	15,356	17-52
3/26	70	at Phoenix	L	82-90	19,023	17-53
3/28	71	at Houston	L	86-121	14,496	17-54
3/30	72	at San Antonio	L	90-102	18,793	17-55
3/31	73	at Utah	L	97-114	19,911	17-56
4/2	74	Milwaukee	L	113-117	10,002	17-57
4/5	75	L.A. Lakers	L	104-111	18,621	17-58
4/7	76	Utah	L	84-105	11,321	17-59
4/9	77	Denver	W	117-103	11,604	18-59
4/11	78	Vancouver	W	109-97	10,127	19-59
4/13	79	at Sacramento	L	107-130	17,317	19-60
4/14	80	at Denver	L	97-105	13,358	19-61
4/17	81	Minnesota	L	96-101	11,362	19-62
4/19	82	Phoenix	L	88-99	14,212	19-63

HISTORY

GOLDEN STATE WARRIORS 2000-01



BACK ROW (left to right): Adonal Foyle, Adam Keefe, Erick Dampier, Marc Jackson, Corie Blount. MIDDLE: Head Coach Dave Cowens, Assistant Coach Clifford Ray, Danny Fortson, Chris Mullin, Antawn Jamison, Chris Porter, Chris Mills, Assistant Coach Brian Winters, Assistant Coach Phil Hubbard. FRONT: Assistant Coach Mark Osowski, Bob Sura, Larry Hughes, Mookie Blaylock, Vonteego Cummings, Paul McPherson.

PLAYER	3-PT FG										REBOUNDS										
	G	MIN	FGM	FGA	FG%	3P	3PA	3P%	FTM	FTA	FT%	OFF	DEF	TOT	AST	PF	STL	TO	BLK	PTS	PPG
Jamison	82	3394	800	1812	.442	62	205	.302	382	534	.715	280	435	715	164	225	114	199	28	2044	24.9
Fortson	6	203	29	50	.580	0	0	---	42	54	.778	29	69	98	5	22	2	10	0	100	16.7
Hughes	50	1846	308	805	.383	14	75	.187	193	252	.766	76	200	276	223	147	96	152	29	823	16.5
Jackson	48	1410	237	508	.467	5	23	.217	154	192	.802	119	242	361	59	138	34	93	27	633	13.2
Mills	15	493	71	191	.372	7	25	.280	31	36	.861	24	69	93	18	43	9	20	5	180	12.0
Sura	53	1684	202	518	.390	47	172	.273	135	189	.714	54	173	227	242	127	54	160	8	586	11.1
Blaylock	69	2352	317	801	.396	73	225	.324	53	76	.697	71	201	272	462	134	163	128	20	760	11.0
Porter	51	1147	173	445	.389	0	5	.000	94	141	.667	89	100	189	61	111	45	59	6	440	8.6
Dampier	43	1038	126	314	.401	0	2	.000	67	126	.532	97	153	250	59	123	17	82	58	319	7.4
Cummings	66	1495	178	517	.344	48	143	.336	79	116	.681	47	90	137	227	160	67	91	14	483	7.3
Foyle	58	1457	156	375	.416	0	0	---	30	68	.441	156	249	405	48	136	31	79	156	342	5.9
Mullin	20	374	36	106	.340	19	52	.365	24	28	.857	10	31	41	19	28	16	19	10	115	5.8
McPherson (TOT)	55	595	109	216	.505	2	12	.167	42	58	.724	40	39	79	38	80	25	47	4	262	4.8
McPherson (GS)	22	287	62	120	.517	2	6	.333	24	34	.706	20	11	31	22	32	13	24	1	150	6.8
Blount (TOT)	68	1305	130	294	.442	2	8	.250	51	83	.614	181	219	400	59	165	42	73	22	313	4.6
Blount (GS)	38	918	107	247	.433	2	8	.250	43	68	.632	146	169	315	51	90	29	55	17	259	6.8
Brown	6	74	9	20	.450	0	2	.000	6	10	.600	3	15	18	5	10	3	2	1	24	4.0
Curley (TOT)	20	192	25	47	.532	1	2	.500	12	19	.632	21	16	37	3	45	7	16	9	63	3.2
Curley (GS)	15	177	24	43	.558	1	1	1.000	11	15	.733	21	16	37	3	41	6	14	8	60	4.0
Del Negro	29	396	30	90	.333	1	9	.111	16	16	1.000	4	27	31	62	36	6	15	0	77	2.7
Keefe	67	836	64	159	.403	1	3	.333	39	63	.619	90	119	209	36	102	28	40	20	168	2.5
Garner	8	149	7	37	.189	0	7	.000	5	6	.833	2	10	12	18	18	7	9	1	19	2.4
Garces (TOT)	13	73	7	22	.318	0	0	---	2	8	.250	16	13	29	5	14	3	5	2	16	1.2
Garces (GS)	3	11	0	7	.000	0	0	---	0	0	---	4	3	7	1	0	1	0	1	0	0.0
Coker	6	32	1	8	.125	0	0	---	0	0	---	3	2	5	2	4	1	2	0	2	0.3
Livingston	2	7	0	2	.000	0	1	.000	0	0	---	0	1	1	1	0	0	0	0	0	0.0

NOTES

- Antawn Jamison became the fifth West Coast Era Warrior to reach 2,000 points (2,044 points).
- Jamison started all 82 games, leading the team in scoring (24.9 ppg) and rebounds (8.7 rpg), and became the first Warrior to finish the season ranked in the top-10 in scoring (9th) in five seasons.
- Marc Jackson was named to the All-Rookie Team and finished third in voting for Rookie of the Year...Among rookies, he ranked 1st in scoring (13.2 ppg), 1st in rebounding (7.5 rpg) and finished the season with 17 double-doubles.
- The Warriors owned the largest attendance increase (+2,021 per game) in the NBA from the previous season.
- The Warriors led the league with 414 player games missed to injury, the third-highest number of injuries for an NBA season since the league began keeping track of injuries 16 years ago.

GAME-BY-GAME RESULTS RECORD 17-65



DATE	G	OPPONENT	W/L	SCORE	ATTENDANCE	RECORD
10/31	1	Phoenix	W	96-94	15,460	1-0
11/2	2	at Denver	L	97-101	15,790	1-1
11/4	3	San Antonio	L	105-117	16,121	1-2
11/8	4	at Sacramento	L	84-115	17,317	1-3
11/10	5	Sacramento	L	107-114 (OT)	17,467	1-4
11/12	6	Orlando	L	99-105 (OT)	13,626	1-5
11/14	7	at Cleveland	L	86-96	13,691	1-6
11/15	8	at Minnesota	L	90-92	16,034	1-7
11/17	9	at Indiana	W	92-90	17,101	2-7
11/19	10	at New York	L	71-88	19,763	2-8
11/21	11	Chicago	W	89-77	11,263	3-8
11/22	12	at L.A. Lakers	L	91-111	18,208	3-9
11/24	13	at Phoenix	L	74-80	18,684	3-10
11/25	14	Minnesota	W	114-93	14,268	4-10
11/29	15	at L.A. Clippers	L	83-106	10,130	4-11
11/30	16	Indiana	W	99-95	13,149	5-11
12/2	17	Dallas	L	78-97	12,187	5-12
12/3	18	at Seattle	L	102-118	11,669	5-13
12/6	19	L.A. Lakers	W	125-122 (OT)	19,273	6-13
12/8	20	Toronto	L	92-108	18,316	6-14
12/9	21	at Utah	L	114-125	18,777	6-15
12/12	22	Portland	L	93-101	13,461	6-16
12/14	23	Houston	L	95-98	10,417	6-17
12/16	24	Miami	L	85-93	16,411	6-18
12/19	25	Minnesota	W	120-99	13,367	7-18
12/22	26	at San Antonio	L	87-105	16,481	7-19
12/23	27	at Houston	W	95-87	12,534	8-19
12/27	28	Philadelphia	L	110-118	18,726	8-20
12/29	29	Utah	W	100-89	16,478	9-20
12/30	30	at Vancouver	W	102-101	14,485	10-20
1/3	31	Denver	L	100-111	12,163	10-21
1/5	32	at Boston	W	100-88	12,699	11-21
1/6	33	at New Jersey	L	92-97	11,789	11-22
1/8	34	at Miami	L	78-88	15,725	11-23
1/11	35	at Atlanta	L	96-107	13,600	11-24
1/13	36	at Orlando	L	94-111	14,046	11-25
1/15	37	Cleveland	L	101-107	15,289	11-26
1/18	38	Houston	L	104-112	12,087	11-27
1/19	39	at Phoenix	W	103-95	17,438	12-27
1/21	40	Boston	W	94-91	14,309	13-27
1/23	41	at Utah	L	78-100	19,037	13-28
1/24	42	New Jersey	W	109-87	12,008	14-28
1/26	43	Seattle	L	105-107	17,723	14-29
1/29	44	Charlotte	L	85-93	11,713	14-30
1/30	45	at Sacramento	L	79-105	17,317	14-31
2/3	46	at Dallas	L	95-101	18,187	14-32
2/5	47	at San Antonio	L	85-109	13,889	14-33
2/7	48	L.A. Clippers	W	89-88	13,447	15-33
2/13	49	Phoenix	L	83-93	13,414	15-34
2/15	50	at Vancouver	L	89-99	10,612	15-35
2/16	51	Vancouver	L	79-92	13,173	15-36
2/18	52	Atlanta	L	91-98	12,341	15-37
2/20	53	at Toronto	L	102-113	18,119	15-38
2/22	54	at Charlotte	L	91-93	15,237	15-39
2/23	55	at Minnesota	L	83-122	19,006	15-40
2/25	56	at Milwaukee	L	95-122	18,411	15-41
2/26	57	at Chicago	W	84-78	20,024	16-41
2/28	58	Sacramento	L	101-122	19,107	16-42
3/3	59	at Portland	L	91-122	20,465	16-43
3/4	60	at L.A. Lakers	L	95-110	18,997	16-44
3/6	61	L.A. Lakers	L	85-97	20,181	16-45
3/9	62	at Dallas	L	73-102	18,187	16-46
3/10	63	at Houston	L	81-86	12,215	16-47
3/12	64	Denver	L	79-84	10,274	16-48
3/14	65	Utah	L	83-102	16,186	16-49
3/16	66	at L.A. Clippers	L	76-94	15,860	16-50
3/18	67	Seattle	L	99-104	13,352	16-51
3/21	68	Washington	L	94-99	10,308	16-52
3/24	69	Detroit	W	103-95	14,832	17-52
3/26	70	New York	L	87-89 (OT)	17,207	17-53
3/29	71	at Washington	L	100-116	13,041	17-54
3/30	72	at Philadelphia	L	89-102	20,958	17-55
4/1	73	at Detroit	L	87-104	12,237	17-56
4/4	74	Milwaukee	L	78-108	11,600	17-57
4/6	75	Portland	L	91-122	15,325	17-58
4/8	76	San Antonio	L	76-84	15,273	17-59
4/10	77	at Portland	L	88-116	20,580	17-60
4/11	78	at Seattle	L	101-107	14,197	17-61
4/13	79	at Denver	L	92-108	15,874	17-62
4/14	80	L.A. Clippers	L	94-106	12,849	17-63
4/16	81	Dallas	L	101-110	13,393	17-64
4/17	82	Vancouver	L	81-95	14,437	17-65

HISTORY

GOLDEN STATE WARRIORS 2001-02



BACK ROW (left to right): Adonal Foyle, Dean Garrett, Erick Dampier, Troy Murphy. MIDDLE: Athletic Trainer Tom Abdenour, Equipment Manager Eric Housen, Assistant Coach Phil Hubbard, Danny Fortson, Cedric Henderson, Antawn Jamison, Chris Mills, Assistant Coach Mark Osowski, Strength & Conditioning Coach Mark Grabow. FRONT: Head Coach Brian Winters, Bob Sura, Larry Hughes, Gilbert Arenas, Dean Oliver, Jason Richardson, Assistant Coach Clifford Ray.

PLAYER	G	MIN	3-PT FG					REBOUNDS					PF	STL	TO	BLK	PTS	PPG			
			FGM	FGA	FG%	3P	3PA	3P%	FTM	FTA	FT%	OFF							DEF	TOT	AST
Jamison	82	3033	614	1375	.447	68	210	.324	323	440	.734	211	345	556	161	187	70	161	45	1619	19.7
Richardson	80	2629	464	1090	.426	82	246	.333	141	210	.671	124	216	340	236	195	106	160	31	1151	14.4
Hughes	73	2049	343	810	.423	18	93	.194	191	259	.737	83	162	245	316	150	113	171	23	895	12.3
Fortson	77	2216	309	722	.428	1	4	.250	245	308	.795	290	609	899	127	255	44	160	17	864	11.2
Arenas	47	1155	174	384	.453	39	113	.345	124	160	.775	41	91	132	174	115	69	97	11	511	10.9
Sura	78	1780	250	590	.424	42	133	.316	236	328	.720	89	167	256	275	160	88	133	17	778	10.0
Dampier	73	1740	209	480	.435	0	0	---	136	211	.645	167	220	387	87	235	17	156	167	554	7.6
Mills	66	1237	178	427	.417	48	127	.378	85	107	.794	51	139	190	72	120	31	56	13	489	7.4
Murphy	82	1448	178	423	.421	3	9	.333	121	156	.776	99	223	322	70	217	36	84	21	480	5.9
Foyle	79	1485	171	385	.444	0	0	---	37	93	.398	150	234	384	41	179	36	76	168	379	4.8
Blaylock	35	599	50	146	.342	15	42	.357	4	8	.500	8	44	52	114	20	24	37	4	119	3.4
Henderson	12	70	15	31	.484	2	4	.500	4	7	.571	1	2	3	4	4	6	8	2	36	3.0
Oliver	20	139	17	46	.370	2	13	.154	6	9	.667	0	8	8	21	16	3	11	0	42	2.1
Garrett (TOT)	34	183	18	55	.327	0	0	---	0	3	.000	16	41	57	5	32	7	10	10	36	1.1
Garrett (GS)	5	31	4	15	.267	0	0	---	0	0	---	3	7	10	1	6	2	3	1	8	1.6

NOTES


- Antawn Jamison led the team in scoring for the third straight season.
- Jason Richardson was named NBA All-Rookie First Team.
- Danny Fortson finished the season ranked 4th in the NBA in rebounding with 11.7 rpg.
- Erick Dampier (2.29 bpg) and Adonal Foyle (2.13 bpg) both finished in the NBA top-10 in blocked shots, finishing 7th and 8th, respectively.
- Richardson and Gilbert Arenas were both named Western Conference Rookie of the Month, winning the award in February and April, respectively.
- Richardson was named MVP of the Rookie Challenge and won the Slam Dunk Contest on NBA All-Star Saturday.
- Brian Winters was named interim head coach on 12/15, replacing Dave Cowens.

GAME-BY-GAME RESULTS RECORD 21-61



DATE	G	OPPONENT	W/L	SCORE	ATTENDANCE	RECORD
10/31	1	at Portland	L	87-92	19,980	0-1
11/1	2	Phoenix	L	101-107	14,624	0-2
11/3	3	at L.A. Clippers	W	110-108 (OT)	19,445	1-2
11/4	4	Portland	W	96-86	12,724	2-2
11/7	5	at Toronto	L	92-109	18,887	2-3
11/9	6	at Washington	W	109-100	20,674	3-3
11/10	7	at New York	W	90-71	19,763	4-3
11/12	8	at Memphis	W	86-79	11,126	5-3
11/14	9	Toronto	L	82-89	18,269	5-4
11/16	10	at Seattle	L	91-100	11,714	5-5
11/17	11	Chicago	W	93-88	13,076	6-5
11/20	12	New York	L	70-94	16,320	6-6
11/23	13	at L.A. Lakers	L	90-106	18,997	6-7
11/25	14	New Jersey	W	101-85	13,129	7-7
11/27	15	at Dallas	L	106-116	17,110	7-8
11/28	16	at San Antonio	L	83-94	18,442	7-9
12/1	17	Dallas	L	82-111	14,122	7-10
12/3	18	at Phoenix	L	93-110	13,656	7-11
12/5	19	Philadelphia	W	93-87	18,362	8-11
12/7	20	Charlotte	L	89-106	12,221	8-12
12/8	21	at Utah	L	101-111	17,884	8-13
12/11	22	at Minnesota	L	86-107	15,534	8-14
12/13	23	Orlando	L	100-105	16,072	8-15
12/15	24	Memphis	W	93-84	11,537	9-15
12/16	25	at L.A. Lakers	L	85-101	18,997	9-16
12/19	26	Detroit	W	101-88	12,079	10-16
12/21	27	Seattle	L	108-111 (OT)	12,129	10-17
12/22	28	at Denver	W	105-101	15,122	11-17
12/26	29	L.A. Lakers	W	101-90	20,036	12-17
12/28	30	Houston	L	93-100	14,007	12-18
1/2	31	at Cleveland	L	98-113	10,403	12-19
1/3	32	at Charlotte	L	102-114	7,770	12-20
1/5	33	at Orlando	L	109-118	15,017	12-21
1/6	34	at Miami	L	84-92	15,098	12-22
1/8	35	Milwaukee	L	97-113	14,011	12-23
1/14	36	Miami	L	79-85	11,604	12-24
1/16	37	Cleveland	W	117-88	10,243	13-24
1/18	38	at Sacramento	L	97-121	17,317	13-25
1/19	39	Minnesota	L	102-105	14,283	13-26
1/21	40	Utah	L	99-101	17,237	13-27
1/23	41	Memphis	W	107-95	10,003	14-27
1/26	42	San Antonio	L	82-90	18,328	14-28
1/29	43	at Houston	L	96-100 (OT)	10,426	14-29
2/1	44	at Phoenix	L	98-104	18,733	14-30
2/3	45	Phoenix	L	97-98	9,326	14-31
2/5	46	Seattle	L	87-113	11,710	14-32
2/13	47	Boston	W	92-75	14,200	15-32
2/15	48	San Antonio	L	99-108	14,187	15-33
2/17	49	Atlanta	L	94-100	14,567	15-34
2/19	50	at New Jersey	L	115-123	9,184	15-35
2/20	51	at Philadelphia	L	107-114	20,380	15-36
2/22	52	at Milwaukee	L	112-116	18,717	15-37
2/23	53	at Chicago	L	91-105	18,689	15-38
2/25	54	Indiana	L	97-102 (OT)	13,122	15-39
2/27	55	Denver	W	110-93	11,517	16-39
3/1	56	Sacramento	L	108-116	19,869	16-40
3/2	57	at L.A. Clippers	L	95-109	18,964	16-41
3/5	58	at San Antonio	L	88-109	19,322	16-42
3/8	59	at Houston	W	108-95	10,222	17-42
3/9	60	at Dallas	L	105-107	20,170	17-43
3/11	61	at Atlanta	L	96-121	7,535	17-44
3/12	62	at Indiana	L	101-115	16,047	17-45
3/14	63	L.A. Lakers	L	102-110	20,042	17-46
3/16	64	Dallas	L	100-117	16,423	17-47
3/18	65	Washington	L	96-99	17,613	17-48
3/19	66	at Seattle	L	93-110	13,921	17-49
3/21	67	L.A. Clippers	L	96-116	13,568	17-50
3/23	68	at Utah	L	103-112	18,713	17-51
3/24	69	Houston	L	104-116	15,039	17-52
3/26	70	at Minnesota	W	115-106	17,202	18-52
3/27	71	at Boston	L	99-102	14,224	18-53
3/29	72	at Detroit	L	103-100	22,076	18-54
3/30	73	at Memphis	L	99-105	14,411	18-55
4/2	74	Portland	W	107-91	13,127	19-55
4/5	75	Denver	W	108-104	14,396	20-55
4/6	76	at Portland	L	86-113	20,019	20-56
4/8	77	Minnesota	L	93-100	13,261	20-57
4/10	78	Sacramento	L	116-118	16,232	20-58
4/12	79	at Denver	L	89-97	17,154	20-59
4/13	80	Utah	L	101-109	14,196	20-60
4/16	81	at Sacramento	L	106-120	17,317	20-61
4/17	82	L.A. Clippers	W	107-103	16,371	21-61

GOLDEN STATE WARRIORS 2002-03



BACK ROW (left to right): General Manager Garry St. Jean, Adonal Foyle, Troy Murphy, Mike Dunleavy, Erick Dampier, Vice President Alvin Attles. MIDDLE: Equipment Manager Eric Housen, Athletic Trainer Tom Abdenour, Assistant Coach Phil Hubbard, Antawn Jamison, Danny Fortson, Chris Mills, Video Scout Jason Hamm, Assistant Coach Tom Sterner, Assistant Coach Hank Egan, Strength & Conditioning Coach Mark Grabow. FRONT: Assistant Coach Mark Osowski, Jiri Welsch, Bob Sura, Gilbert Arenas, Earl Boykins, Jason Richardson, Head Coach Eric Musselman.

PLAYER	G	MIN	3-PT FG					REBOUNDS													
			FGM	FGA	FG%	3P	3PA	3P%	FTM	FTA	FT%	OFF	DEF	TOT	AST	PF	STL	TO	BLK	PTS	PPG
Jamison	82	3226	691	1471	.470	65	209	.311	375	475	.789	195	383	578	156	197	76	177	45	1822	22.2
Arenas	82	2866	509	1180	.431	109	313	.348	370	468	.791	97	289	386	514	260	124	290	17	1497	18.3
Richardson	82	2698	476	1161	.410	123	334	.368	207	271	.764	111	267	378	247	201	90	179	23	1282	15.6
Murphy	79	2510	338	749	.451	3	14	.214	244	290	.841	228	578	806	106	246	65	111	30	923	11.7
Boykins	68	1321	199	464	.429	29	77	.377	173	200	.865	35	53	88	221	75	38	73	4	600	8.8
Dampier	82	1978	259	522	.496	0	2	.000	155	222	.698	248	295	543	58	242	27	112	154	673	8.2
Sura	55	1130	135	328	.412	28	85	.329	103	148	.696	58	109	167	177	108	45	82	2	401	7.3
Dunleavy	82	1305	168	417	.403	52	150	.347	78	100	.780	66	148	214	106	120	53	86	19	466	5.7
Foyle	82	1787	185	345	.536	0	1	.000	70	104	.673	176	314	490	37	214	40	73	205	440	5.4
Mills	21	262	39	106	.368	7	25	.280	16	18	.889	19	31	50	22	29	7	10	3	101	4.8
Fortson	17	223	20	54	.370	0	1	.000	19	29	.655	28	45	73	12	43	9	15	0	59	3.5
Torres	17	109	16	36	.444	7	13	.538	14	20	.700	3	9	12	3	9	4	8	2	53	3.1
Welsch	37	234	19	75	.253	1	4	.250	22	29	.759	12	16	28	27	32	8	19	2	61	1.6
Oliver	15	93	7	29	.241	1	6	.167	7	8	.875	8	8	16	23	9	7	10	0	22	1.5
Guyton	2	9	0	4	.000	0	1	.000	0	0	—	0	0	0	2	0	1	1	0	0	0.0
Rucker	3	4	0	0	—	0	0	—	0	0	—	0	1	1	1	1	0	0	0	0	0.0

NOTES

- Warriors' 38-44 record represented 17-game improvement over 2001-02, largest in the NBA.
- Golden State finished 2nd in the NBA in scoring at 102.4 ppg.
- First-year head coach Eric Musselman finished second in Coach of the Year balloting.
- Gilbert Arenas was named the NBA's Most Improved Player.
- Troy Murphy was one of five players in the league to average a point-rebound double/double.
- Murphy finished fifth in the NBA in rebounding and third in Most Improved Player balloting.
- Jason Richardson defended his NBA Slam Dunk title at All-Star Saturday.
- Adonal Foyle and Erick Dampier both ranked in the NBA's top-10 in blocks, finishing fifth and 10th, respectively.
- Antawn Jamison led the team in scoring for the fourth straight season.
- The opening night starting lineup of Arenas, Richardson, Dampier, Murphy, Jamison started 79-of-82 games.

GAME-BY-GAME RESULTS RECORD 38-44



DATE	G	OPPONENT	W/L	SCORE	ATTENDANCE	RECORD
10/30	1	San Antonio	W	106-98	13,261	1-0
11/1	2	Seattle	L	93-106	12,121	1-1
11/2	3	at Utah	L	92-101	19,098	1-2
11/4	4	at Dallas	L	100-107	19,368	1-3
11/5	5	at San Antonio	L	73-93	14,474	1-4
11/8	6	at New Orleans	L	104-110	13,505	1-5
11/9	7	at Houston	L	104-111	14,134	1-6
11/11	8	at Memphis	W	108-101	10,112	2-6
11/13	9	Sacramento	L	93-104	18,369	2-7
11/15	10	at L.A. Lakers	L	89-96 (OT)	18,997	2-8
11/16	11	Orlando	W	135-92	16,431	3-8
11/18	12	L.A. Clippers	L	89-99	12,196	3-9
11/20	13	Chicago	W	100-94	13,721	4-9
11/22	14	Milwaukee	L	91-95	12,170	4-10
11/27	15	Houston	L	84-91	18,401	4-11
11/29	16	at Denver	W	92-82	15,129	5-11
11/30	17	Phoenix	W	100-90	13,322	6-11
12/3	18	Denver	W	110-89	10,007	7-11
12/5	19	Minnesota	L	98-114	12,357	7-12
12/7	20	Dallas	L	116-121	16,355	7-13
12/10	21	L.A. Lakers	W	106-102	19,596	8-13
12/13	22	at Orlando	L	85-111	13,505	8-14
12/14	23	at Miami	L	92-101	14,603	8-15
12/16	24	at Memphis	L	91-104	12,447	8-16
12/18	25	New Orleans	W	111-106	11,567	9-16
12/20	26	Portland	L	111-113	11,681	9-17
12/22	27	at Sacramento	L	88-103	17,317	9-18
12/27	28	Toronto	W	101-96	16,487	10-18
12/28	29	at L.A. Clippers	W	99-92	18,499	11-18
12/30	30	Philadelphia	W	104-98	18,733	12-18
1/3	31	at San Antonio	L	95-98	18,797	12-19
1/4	32	at Houston	W	86-84	12,116	13-19
1/6	33	Miami	W	99-85	12,279	14-19
1/8	34	at Minnesota	L	95-102	13,222	14-20
1/10	35	at Washington	W	104-99	20,173	15-20
1/11	36	at Indiana	L	104-116	16,361	15-21
1/13	37	Memphis	L	108-110	11,536	15-22
1/15	38	Cleveland	W	108-80	11,017	16-22
1/17	39	Minnesota	L	107-98	14,374	17-22
1/20	40	Sacramento	L	80-102	19,871	17-23
1/22	41	at L.A. Lakers	W	114-110	18,997	18-23
1/23	42	New Jersey	W	105-97	15,379	19-23
1/25	43	Utah	W	108-95	16,373	20-23
1/28	44	at Seattle	L	91-88	14,941	20-24
1/31	45	at Utah	L	94-102	19,608	20-25
2/1	46	at Phoenix	L	107-116	16,174	20-26
2/3	47	Memphis	W	101-91	10,137	21-26
2/5	48	San Antonio	L	99-103	13,553	21-27
2/11	49	at Atlanta	W	116-113	7,096	22-27
2/12	50	at New York	W	113-107	18,212	23-27
2/14	51	at Toronto	W	118-114 (OT)	19,346	24-27
2/16	52	at Minnesota	L	102-109	15,003	24-28
2/18	53	Boston	L	117-125	16,447	24-29
2/19	54	at Portland	L	98-125	18,137	24-30
2/21	55	New York	W	111-107	16,711	25-30
2/23	56	Atlanta	W	115-93	15,724	26-30
2/24	57	at Denver	W	94-89	13,146	27-30
2/26	58	at L.A. Clippers	W	108-94	15,273	28-30
3/1	59	Detroit	W	92-90	17,348	29-30
3/4	60	Indiana	W	107-100	16,409	30-30
3/6	61	at Chicago	L	105-119	17,098	30-31
3/8	62	at Milwaukee	L	133-138 (OT)	16,324	30-32
3/9	63	at Detroit	L	105-107	22,076	30-33
3/11	64	Phoenix	W	113-98	16,433	31-33
3/14	65	Dallas	L	114-116	19,787	31-34
3/15	66	at Seattle	W	94-88	16,117	32-34
3/18	67	at Sacramento	L	91-117	17,317	32-35
3/19	68	Seattle	W	105-99	15,476	33-35
3/21	69	Houston	L	107-117	20,193	33-36
3/23	70	Washington	W	113-107	20,149	34-36
3/25	71	at Cleveland	L	103-124	9,680	34-37
3/26	72	at Boston	W	107-95	16,771	35-37
3/28	73	at Philadelphia	W	102-98	20,779	36-37
3/29	74	at New Jersey	L	97-109	16,345	36-38
4/1	75	at Portland	L	86-100	20,117	36-39
4/4	76	Portland	L	100-122	18,803	36-40
4/6	77	Denver	W	106-99	17,021	37-40
4/8	78	Utah	W	128-102	16,268	38-40
4/11	79	at Phoenix	L	101-117	17,792	38-41
4/12	80	at Dallas	L	108-117	19,980	38-42
4/14	81	L.A. Clippers	L	113-122	16,638	38-43
4/16	82	L.A. Lakers	L	111-117	20,234	38-44

GOLDEN STATE WARRIORS 2003-04



BACK ROW (left to right): GM Garry St. Jean, Troy Murphy, Adonal Foyle, Erick Dampier, Clifford Robinson, Mike Dunleavy, Vice President Alvin Attles, MIDDLE: Athletic Trainer Tom Abdenour, Equipment Manager Eric Housen, Assistant Coach Keith Smart, Rusty LaRue, Calbert Cheaney, Brian Cardinal, Popeye Jones, Jason Richardson, Coaching Assistant Jason Hamm, Assistant Coach Jim Boylen, Assistant Coach Tom Sterner, Strength and Conditioning Coach Mark Grabow. FRONT: Assistant Coach David Fizdale, Avery Johnson, Mickael Pietrus, Speedy Claxton, Nick Van Exel, Head Coach Eric Musselmann.

PLAYER	G	MIN	3-PT FG					REBOUNDS					PF	STL	TO	BLK	PTS	PPG			
			FGM	FGA	FG%	3P	3PA	3P%	FTM	FTA	FT%	OFF							DEF	TOT	AST
Richardson	78	2936	563	1284	.438	77	273	.282	258	377	.684	124	400	524	226	182	86	196	41	1461	18.7
Van Exel	39	1255	187	479	.390	46	150	.307	70	99	.707	16	88	104	206	57	20	78	2	490	12.6
Dampier	74	2403	348	650	.535	0	2	.000	217	332	.654	344	543	887	60	227	33	131	137	913	12.3
Robinson	82	2846	366	945	.387	112	314	.357	123	173	.711	54	268	322	271	237	68	173	73	967	11.8
Dunleavy	75	2336	323	720	.449	94	254	.370	137	185	.741	87	355	442	220	169	68	143	13	877	11.7
Claxton	60	1595	224	524	.427	4	22	.182	182	224	.813	38	118	156	267	146	97	102	9	634	10.6
Murphy	28	610	107	243	.440	5	17	.294	60	80	.750	48	125	173	20	58	12	34	17	279	10.0
Cardinal	76	1634	220	466	.472	55	124	.444	238	271	.878	100	217	317	103	206	66	84	20	733	9.6
Cheaney	79	2067	278	578	.481	0	10	.000	47	77	.610	77	183	260	136	184	60	85	12	603	7.6
Pietrus	53	748	96	231	.416	35	105	.333	52	75	.693	48	71	119	27	100	32	40	12	279	5.3
Johnson	46	637	80	199	.402	0	3	.000	52	78	.667	3	30	33	111	34	26	51	3	212	4.6
Lampley	10	63	13	20	.650	0	0	---	8	12	.667	2	9	11	2	2	0	3	1	34	3.4
Bremer (TOT)	36	443	43	158	.272	19	74	.257	13	20	.650	9	27	36	51	32	18	24	4	118	3.3
Bremer (GS)	5	40	4	21	.190	0	8	.000	0	0	---	2	1	3	12	5	0	5	0	8	1.6
Foyle	44	572	59	130	.454	0	0	---	19	35	.543	54	113	167	17	68	6	21	46	137	3.1
Langhi	4	17	2	6	.333	0	0	---	2	2	1.000	0	3	3	0	5	0	2	0	6	1.5
LaRue	4	22	1	3	.333	1	1	1.000	1	2	.500	0	3	3	2	2	4	0	4	1.0	1.0
Parks	12	64	4	10	.400	0	0	---	4	6	.667	4	6	10	1	7	0	2	3	12	1.0
Jones	5	10	0	2	.000	0	0	---	0	0	---	1	0	1	0	2	0	0	0	0	0.0

NOTES

- Golden State went 27-14 at home, its best home record since 1993-94.
- Warriors allowed 94.0 points per game in 2003-04, a 9.6 ppg improvement over 2002-03 (103.6 ppg) and the biggest improvement in the NBA.
- Team posted a seven-game winning streak from 3/15 to 3/28/04, the longest since an eight-game streak in 1994.
- During win streak, held all seven opponents under 90 points – marking franchise's longest such streak during the shot clock era.
- Jason Richardson led the team in scoring (18.7 ppg), while ranking second on the team in rebounding (6.7 rpg).
- Richardson's rebounding average was tops among all NBA guards.
- Adonal Foyle moved into second place on the Warriors all-time blocked shots list, trailing only Joe Barry Carroll.
- Erick Dampier finished fourth in the NBA in rebounding (12.0 rpg) and third in the league in field goal percentage (.535 FG%).

GAME-BY-GAME RESULTS RECORD 37-45



DATE	G	OPPONENT	W/L	SCORE	ATTENDANCE	RECORD
10/29	1	Dallas	L	87-95	15,816	0-1
11/1	2	Philadelphia	L	104-90	16,594	1-1
11/2	3	at L.A. Lakers	L	72-87	18,997	1-2
11/5	4	Atlanta	L	99-72	10,453	2-2
11/7	5	Utah	L	95-89	11,642	3-2
11/10	6	Phoenix	L	96-99	13,278	3-3
11/12	7	Detroit	L	87-85 (OT)	14,382	4-3
11/14	8	L.A. Clippers	L	98-104	13,122	4-4
11/16	9	at Sacramento	L	104-106	17,317	4-5
11/18	10	at San Antonio	L	81-94	17,098	4-6
11/19	11	at Houston	L	83-85	10,888	4-7
11/21	12	Miami	L	101-91	12,869	5-7
11/23	13	Portland	L	78-72	14,332	6-7
11/28	14	at Phoenix	L	92-83	15,826	7-7
11/29	15	San Antonio	L	91-89	17,680	8-7
12/3	16	Denver	L	109-117	16,147	8-8
12/5	17	at Denver	L	91-98	17,512	8-9
12/6	18	New York	L	104-92	15,613	9-9
12/9	19	at Minnesota	L	98-95	14,195	10-9
12/10	20	at Milwaukee	L	89-94 (OT)	14,367	10-10
12/12	21	New Orleans	L	85-96	14,365	10-11
12/16	22	at New York	L	104-86	16,677	11-11
12/17	23	at Atlanta	L	98-85	11,025	12-11
12/19	24	at Orlando	L	93-119	13,461	12-12
12/21	25	at Miami	L	93-104	14,497	12-13
12/23	26	L.A. Lakers	L	107-98	20,310	13-13
12/26	27	Sacramento	L	98-91	20,192	14-13
12/28	28	at Denver	L	79-103	17,763	14-14
12/29	29	Boston	L	91-100	18,129	14-15
12/31	30	at New Jersey	L	70-88	12,131	14-16
1/2	31	at Washington	L	79-97	12,466	14-17
1/3	32	at Detroit	L	93-99	20,719	14-18
1/5	33	at Houston	L	65-83	9,956	14-19
1/7	34	at Dallas	L	99-105	20,185	14-20
1/10	35	Seattle	L	113-110 (OT)	17,413	15-20
1/12	36	Memphis	L	113-115 (2OT)	13,722	15-21
1/13	37	at Utah	L	80-97	18,241	15-22
1/15	38	Cleveland	L	119-102	19,602	16-22
1/16	39	at Phoenix	L	93-104	14,921	16-23
1/19	40	Utah	L	101-85	14,358	17-23
1/21	41	at L.A. Clippers	L	102-106	13,316	17-24
1/22	42	at Seattle	L	87-103	13,050	17-25
1/24	43	at Portland	L	105-87	14,325	18-25
1/28	44	Minnesota	L	97-90	18,112	19-25
1/30	45	Chicago	L	101-81	18,413	20-25
2/2	46	at Memphis	L	101-106	10,229	20-26
2/3	47	at Dallas	L	93-107	19,865	20-27
2/6	48	Denver	L	96-87	17,576	21-27
2/8	49	Toronto	L	81-84 (OT)	16,873	21-28
2/10	50	at Seattle	L	106-97	13,674	22-28
2/11	51	Phoenix	L	110-99	14,587	23-28
2/18	52	L.A. Lakers	L	99-100	20,252	23-29
2/20	53	Portland	L	93-94	15,273	23-30
2/21	54	Seattle	L	94-92	16,241	24-30
2/24	55	at Indiana	L	96-107	15,566	24-31
2/25	56	at Memphis	L	99-92	11,397	25-31
2/27	57	at Minnesota	L	81-91	19,012	25-32
2/28	58	at Chicago	L	81-87 (OT)	21,931	25-33
3/2	59	Indiana	L	88-96	16,836	25-34
3/5	60	New Jersey	L	74-78	17,354	25-35
3/7	61	Memphis	L	85-95	15,181	25-36
3/9	62	at Sacramento	L	92-96	17,317	25-37
3/10	63	at Utah	L	77-91	19,587	25-38
3/12	64	at San Antonio	L	74-99	17,174	25-39
3/13	65	at New Orleans	L	84-102	13,181	25-40
3/15	66	San Antonio	L	97-80	14,153	26-40
3/17	67	Orlando	L	110-85	15,697	27-40
3/19	68	Houston	L	90-84	19,596	28-40
3/21	69	at L.A. Clippers	L	96-85	16,033	29-40
3/24	70	Milwaukee	L	98-89	14,367	30-40
3/26	71	Washington	L	99-78	15,769	31-40
3/28	72	L.A. Clippers	L	105-77	15,410	32-40
3/30	73	at Philadelphia	L	71-95	17,048	32-41
3/31	74	at Toronto	L	85-78	17,116	33-41
4/2	75	at Boston	L	106-111	17,960	33-42
4/3	76	at Cleveland	L	103-100	20,562	34-42
4/6	77	Houston	L	97-90	19,596	35-42
4/7	78	at Portland	L	81-87	15,722	35-43
4/9	79	Minnesota	L	74-92	19,753	35-44
4/11	80	Dallas	L	108-107	14,759	36-44
4/13	81	at L.A. Lakers	L	104-109	18,997	36-45
4/14	82	Sacramento	L	97-91	19,831	37-45

GOLDEN STATE WARRIORS 2004-05



BACK ROW (left to right): Andris Biedrins, Nikoloz Tskitishvili, Zarko Cabarkapa, Troy Murphy. MIDDLE: Head Athletic Trainer Tom Abdenour, Equipment Manager Eric Housen, Assistant Coach Keith Smart, Assistant Coach Russell Turner, Mike Dunleavy, Rodney White, Adonal Foyle, Calbert Cheaney, Assistant Coach Mario Elie, Strength and Conditioning Coach John Murray, Assistant Athletic Trainer Frank Bernard, Director of Athletic Development Mark Grabow. FRONT: Head Coach Mike Montgomery, Derek Fisher, Baron Davis, Jason Richardson, Mickael Pietrus, Assistant Coach Terry Stotts.

PLAYER	G	MIN	3-PT FG			REBOUNDS			FTM			AST			PF			STL	TO	BLK	PTS	PPG
			FGM	FGA	FG%	3P	3PA	3P%	OFF	DEF	TOT	FTM	FTA	FT%	OFF	DEF	TOT					
Richardson	72	2724	610	1368	.446	125	370	.338	214	309	.693	125	299	424	281	156	105	169	32	1559	21.7	
B.Davis (TOT)	46	1581	291	752	.387	118	354	.333	185	243	.761	32	143	175	362	126	81	131	14	885	19.2	
B.Davis (GS)	28	988	180	449	.401	74	217	.341	111	147	.755	16	92	108	233	74	50	93	10	545	19.5	
Murphy	70	2375	392	947	.414	59	148	.399	233	319	.730	251	505	756	97	190	53	108	33	1076	15.4	
Dunleavy	79	2570	408	905	.451	107	276	.388	134	172	.779	97	338	435	203	198	79	132	26	1057	13.4	
Claxton	46	1501	216	501	.431	10	52	.192	162	213	.761	32	121	153	286	154	87	92	6	604	13.1	
Fisher	74	2222	297	755	.393	108	291	.371	175	203	.862	38	180	218	301	176	76	129	4	877	11.9	
Pietrus	67	1340	214	501	.427	67	195	.344	141	202	.698	65	124	189	82	139	46	92	18	636	9.5	
Robinson	42	1090	141	354	.398	42	127	.331	35	58	.603	31	83	114	74	107	44	41	39	359	8.5	
Cabarkapa (TOT)	40	475	86	177	.486	13	36	.361	53	65	.815	35	67	102	25	59	10	30	5	238	6.0	
Cabarkapa (GS)	37	464	82	170	.482	13	36	.361	52	64	.813	33	66	99	25	59	10	30	5	229	6.2	
White (TOT)	58	677	121	289	.419	24	60	.400	27	44	.614	24	65	89	44	64	32	37	11	293	5.1	
White (GS)	16	146	23	62	.371	5	16	.313	6	10	.600	4	11	15	8	13	2	10	1	57	3.6	
Cheaney	55	951	113	265	.426	0	3	.000	24	37	.649	32	92	124	64	95	17	35	15	250	4.5	
Foyle	78	1700	156	311	.502	0	0	—	40	72	.556	165	264	429	56	201	26	58	159	352	4.5	
Najera	42	610	70	172	.407	6	15	.400	29	45	.644	53	65	118	37	71	18	32	10	175	4.2	
Biedrins	30	384	45	78	.577	0	1	.000	19	40	.475	47	71	118	12	87	12	12	24	109	3.6	
D. Davis	36	577	45	109	.413	0	0	—	22	38	.579	61	92	153	23	79	13	20	32	112	3.1	
Sesay	16	128	17	42	.405	2	8	.250	13	24	.542	18	20	38	12	16	2	8	3	49	3.1	
Flores	15	73	13	27	.481	4	9	.444	2	2	1.000	0	2	2	11	9	2	11	0	32	2.1	
Tskitishvili (TOT)	35	220	22	74	.297	2	17	.118	4	7	.571	12	29	41	10	33	8	19	11	50	1.4	
Tskitishvili (GS)	12	62	7	23	.304	2	10	.200	0	0	—	1	11	12	6	9	0	5	3	16	1.3	

NOTES


- Chris Mullin was named Executive Vice President of Basketball Operations on April 22, 2004.
- Mike Montgomery was hired as Head Coach on May 21, 2004, after an 18-year career at Stanford.
- Golden State finished 18-10 (.643) in 28 games after the arrival of Baron Davis in trade deadline day deal.
- Jason Richardson led the team in scoring (21.7 ppg, 15th in NBA) and was named Western Conference Player of the Week for the week ending March 20 -- becoming the first Warriors player to win the award since Tim Hardaway did so in November 1994.
- Baron Davis won back-to-back Player of the Week awards (April 3 & April 10), becoming just the eighth player to win consecutive weekly awards -- joining C. Drexler, M. Jordan, D. Robinson, K. Malone, A. Iverson, T. Duncan and K. Garnett.
- Troy Murphy averaged 15.4 points and 10.8 rebounds, ranking 5th in the NBA in rebounding and 10th in double-doubles (34).
- Adonal Foyle surpassed Joe Barry Carroll for top spot on team's all-time blocked shots list, finishing season with 965 career blocks.

GAME-BY-GAME RESULTS RECORD 34-48



DATE	G	OPPONENT	W/L	SCORE	ATTENDANCE	RECORD
11/3	1	Portland	L	75-78	15,351	0-1
11/5	2	Utah	L	80-102	15,668	0-2
11/6	3	L.A. Clippers	L	86-94	16,385	0-3
11/8	4	at Dallas	L	98-101(OT)	19,527	0-4
11/10	5	at San Antonio	L	71-91	16,826	0-5
11/12	6	at Memphis	L	67-96	17,086	0-6
11/13	7	at Charlotte	W	103-87	12,376	1-6
11/15	8	at Cleveland	W	88-99	20,562	1-7
11/17	9	Chicago	W	98-85	14,866	2-7
11/20	10	Memphis	L	87-100	16,164	2-8
11/23	11	New Orleans	W	115-109(3OT)	15,362	3-8
11/26	12	L.A. Clippers	L	87-98	16,564	3-9
11/28	13	at L.A. Clippers	L	91-103	14,567	3-10
12/1	14	Minnesota	L	99-107	15,706	3-11
12/3	15	at L.A. Lakers	L	88-97	18,997	3-12
12/4	16	Indiana	W	104-96	14,747	4-12
12/6	17	Boston	W	110-106	14,038	5-12
12/7	18	at Phoenix	L	104-118	14,272	5-13
12/10	19	Orlando	L	109-114	15,874	5-14
12/12	20	Charlotte	W	99-87	14,023	6-14
12/14	21	at Dallas	W	111-107	19,561	7-14
12/15	22	at New Orleans	L	89-98	13,641	7-15
12/17	23	at Houston	L	83-100	14,452	7-16
12/18	24	at San Antonio	L	85-104	17,467	7-17
12/20	25	Washington	L	101-103	15,161	7-18
12/22	26	Memphis	W	109-99	15,389	8-18
12/26	27	at Sacramento	W	98-94	17,317	9-18
12/27	28	Denver	W	104-101	16,819	10-18
12/29	29	Toronto	W	111-105	15,279	11-18
1/1	30	at Portland	L	88-97	16,002	11-19
1/3	31	Philadelphia	L	104-112	16,629	11-20
1/5	32	at Boston	L	83-84	13,078	11-21
1/7	33	at New Jersey	L	72-82	13,439	11-22
1/9	34	at Toronto	L	87-109	14,372	11-23
1/10	35	at Chicago	L	85-94	17,032	11-24
1/12	36	Miami	L	91-98	18,586	11-25
1/14	37	at Seattle	L	84-103	16,519	11-26
1/15	38	L.A. Lakers	L	102-104	19,602	11-27
1/17	39	Denver	W	107-97	15,591	12-27
1/21	40	at L.A. Lakers	L	101-105	18,997	12-28
1/22	41	Cleveland	L	87-105	19,624	12-29
1/26	42	New Jersey	L	99-112	14,589	12-30
1/28	43	Seattle	L	85-88	14,535	12-31
1/29	44	at L.A. Clippers	L	85-96	17,160	12-32
2/2	45	Sacramento	L	107-111(OT)	17,347	12-33
2/4	46	New Orleans	W	90-82	13,589	13-33
2/5	47	at Denver	L	91-107	19,099	13-34
2/7	48	at Miami	L	96-105	19,078	13-35
2/8	49	at Orlando	W	113-109	12,121	14-35
2/11	50	at New Orleans	L	108-111	15,760	14-36
2/13	51	Phoenix	L	102-106(OT)	16,544	14-37
2/15	52	Dallas	L	107-114	15,254	14-38
2/16	53	at Seattle	W	117-110	15,705	15-38
2/23	54	Atlanta	W	101-96	15,391	16-38
2/27	55	Detroit	L	88-94	16,892	16-39
3/1	56	at Memphis	L	97-99	14,209	16-40
3/2	57	at Minnesota	W	99-93	15,074	17-40
3/4	58	at Washington	W	103-90	16,541	18-40
3/6	59	at New York	W	99-115	19,763	18-41
3/8	60	at Philadelphia	W	104-85	17,990	19-41
3/9	61	at Detroit	L	88-92	22,076	19-42
3/11	62	at Indiana	L	83-101	18,345	19-43
3/12	63	at Atlanta	W	105-92	17,417	20-43
3/14	64	Houston	L	94-97	19,147	20-44
3/17	65	Sacramento	W	100-97	17,836	21-44
3/18	66	at Phoenix	W	110-100	18,422	22-44
3/20	67	at Sacramento	W	104-94	17,317	23-44
3/23	68	Dallas	L	109-97	16,183	23-45
3/25	69	Milwaukee	W	118-117(OT)	16,371	24-45
3/28	70	New York	W	108-100	15,734	25-45
3/30	71	at Milwaukee	W	113-109	14,936	26-45
4/1	72	at Utah	W	108-91	18,544	27-45
4/3	73	Seattle	W	101-92	17,296	28-45
4/5	74	Houston	W	122-117	16,638	29-45
4/6	75	at Portland	W	104-102	16,129	30-45
4/8	76	Phoenix	W	127-119	20,043	31-45
4/10	77	San Antonio	L	134-136(2OT)	16,324	31-46
4/11	78	at Denver	W	106-122	18,045	31-47
4/13	79	at Minnesota	L	100-116	15,239	31-48
4/15	80	Portland	W	108-88	16,389	32-48
4/18	81	L.A. Lakers	W	126-99	20,024	33-48
4/20	82	Utah	W	106-89	16,804	34-48

GOLDEN STATE WARRIORS 2005-06



BACK ROW (left to right): Zarko Cabarkapa, Andris Biedrins, Chris Taft, Troy Murphy, Mike Dunleavy. MIDDLE: Head Athletic Trainer Tom Abdenour, Assistant Equipment Manager Eric Griffin, Equipment Manager Eric Housen, Assistant Coach Travis Schlenk, Assistant Coach Russell Turner, Mickael Pietrus, Calbert Cheaney, Adonal Foyle, Ike Diogu, Assistant Coach Mario Elie, Strength and Conditioning Coach John Murray, Assistant Athletic Trainer Frank Bernard, Director of Athletic Development Mark Grabow. FRONT: General Manager Rod Higgins, Head Coach Mike Montgomery, Derek Fisher, Baron Davis, Jason Richardson, Monta Ellis, Assistant Coach Keith Smart, Executive Vice President of Basketball Operations Chris Mullin.

PLAYER	G	MIN	3-PT FG					REBOUNDS										PTS	PPG		
			FGM	FGA	FG%	3P	3PA	3P%	FTM	FTA	FT%	OFF	DEF	TOT	AST	PF	STL			TO	BLK
Richardson	75	2877	641	1438	.446	183	477	.384	276	410	.673	105	333	438	232	206	97	167	37	1741	23.2
Davis	54	1971	335	861	.389	102	324	.315	195	289	.675	45	191	236	480	165	89	159	14	967	17.9
Murphy	74	2516	363	838	.433	58	181	.320	251	319	.787	195	548	743	101	191	47	108	26	1035	14.0
Fisher	82	2589	364	887	.410	117	295	.397	244	293	.833	36	175	211	352	237	125	156	8	1089	13.3
Dunleavy	81	2578	331	816	.406	74	260	.285	196	252	.778	78	321	399	237	199	60	120	32	932	11.5
Pietrus	52	1179	169	418	.404	56	176	.318	87	143	.608	58	105	163	44	132	33	78	10	481	9.3
Diogu	69	1031	175	334	.524	0	0	—	136	168	.810	95	134	229	29	164	15	78	30	486	7.0
Ellis	49	886	132	318	.415	28	82	.341	42	59	.712	22	83	105	78	69	32	58	11	334	6.8
Foyle	77	1824	152	300	.507	0	0	—	41	67	.612	143	281	424	33	215	44	80	125	345	4.5
Biedrins	68	1000	118	185	.638	0	0	—	22	72	.306	124	159	283	24	190	23	34	47	258	3.8
Bynum	15	162	21	52	.404	2	9	.222	10	16	.625	3	9	12	19	10	7	14	0	54	3.6
Cabarkapa	61	505	67	174	.385	5	20	.250	60	84	.714	37	74	111	20	87	13	35	7	199	3.3
Taft	17	144	23	38	.605	0	0	—	1	6	.167	19	17	36	2	25	2	2	7	47	2.8
Cheaney	42	448	42	108	.389	0	8	.000	8	8	1.000	20	41	61	19	38	13	17	2	92	2.2
Miles	19	118	6	18	.333	0	0	—	4	4	1.000	0	14	14	24	13	4	11	1	16	0.8

NOTES

- Jason Richardson led the team in scoring (career-high 23.2 ppg, 13th in NBA) for the third consecutive season.
- Richardson established a then-franchise record with 183 three-point field goals made (Tim Hardaway, 168, 1994-95).
- Baron Davis averaged 17.9 points and a career-high 8.9 assists per game (second in NBA).
- Troy Murphy averaged 14.0 points and 10.0 rebounds, ranking sixth in the NBA in rebounding and 11th in double-doubles (34).
- Murphy was one of only six players in the NBA to average a point/rebound double-double for the season.
- Golden State was 12-17 in 29 games decided by five points-or-less, including 7-14 in games decided by three points-or-less.
- Warriors set a franchise attendance record for the fourth-straight season, averaging 18,273 fans per game (10th in NBA).

GAME-BY-GAME RESULTS RECORD 34-48



DATE	G	OPPONENT	W/L	SCORE	ATTENDANCE	RECORD
11/2	1	Atlanta	W	122-97	18,629	1-0
11/4	2	Utah	L	85-91	18,416	1-1
11/6	3	at New York	W	83-81	16,221	2-1
11/8	4	at Milwaukee	W	110-103	14,712	3-1
11/9	5	at Chicago	L	84-85	19,723	3-2
11/11	6	New York	W	86-84	19,596	4-2
11/12	7	at Phoenix	L	86-101	16,562	4-3
11/14	8	Chicago	W	100-82	16,454	5-3
11/16	9	Milwaukee	L	87-90	16,725	5-4
11/18	10	at Portland	W	91-80	14,817	6-4
11/20	11	at L.A. Clippers	L	101-113	15,712	6-5
11/21	12	New Jersey	W	100-97	16,501	7-5
11/23	13	San Antonio	L	89-113	18,768	7-6
11/25	14	at Utah	W	94-90	18,000	8-6
11/26	15	Toronto	W	117-91	17,119	9-6
11/28	16	N.O./Okla. City	W	99-83	16,270	10-6
11/30	17	Sacramento	W	113-106	19,279	11-6
12/2	18	Charlotte	W	107-100	18,240	12-6
12/7	19	Phoenix	L	110-118	17,389	12-7
12/9	20	Detroit	L	103-106	19,596	12-8
12/13	21	at Seattle	W	110-107(OT)	14,271	13-8
12/14	22	Houston	L	105-111(OT)	18,257	13-9
12/16	23	at Toronto	W	108-98	15,829	14-9
12/18	24	at New Jersey	L	90-118	14,919	14-10
12/19	25	at Boston	L	98-109	14,017	14-11
12/21	26	at Philadelphia	L	100-111	14,813	14-12
12/23	27	at Detroit	L	85-97	22,076	14-13
12/26	28	Denver	L	112-118	20,007	14-14
12/28	29	Boston	W	111-109	19,596	15-14
12/30	30	at Dallas	W	111-109	20,348	16-14
12/31	31	at Houston	W	94-89	17,175	17-14
1/3	32	at Memphis	L	94-104	14,697	17-15
1/5	33	Indiana	L	89-99	18,237	17-16
1/11	34	Miami	L	96-110	20,075	17-17
1/12	35	at Phoenix	L	99-112	18,037	17-18
1/14	36	L.A. Lakers	L	104-110	20,179	17-19
1/16	37	Seattle	W	109-93	20,011	18-19
1/20	38	Cleveland	W	99-79	20,205	19-19
1/22	39	at L.A. Clippers	L	92-105	15,845	19-20
1/23	40	L.A. Clippers	L	93-96	17,196	19-21
1/25	41	Dallas	L	93-102	16,842	19-22
1/27	42	at L.A. Lakers	W	105-106(OT)	18,997	19-23
1/28	43	Portland	W	98-83	18,265	20-23
2/1	44	at Seattle	L	107-111	14,703	20-24
2/2	45	San Antonio	L	86-89	17,223	20-25
2/4	46	Minnesota	W	109-77	20,023	21-25
2/6	47	Denver	W	122-114	17,257	22-25
2/8	48	at Washington	L	124-129	13,228	22-26
2/10	49	at Indiana	L	95-107	15,132	22-27
2/11	50	at Cleveland	W	99-91	20,562	23-27
2/13	51	Memphis	L	79-81	17,023	23-28
2/15	52	L.A. Clippers	W	88-81	16,821	24-28
2/21	53	at Sacramento	L	77-102	17,317	24-29
2/24	54	at Houston	L	88-91	15,371	24-30
2/25	55	at San Antonio	L	75-92	18,797	24-31
2/27	56	Utah	L	108-117(OT)	16,353	24-32
3/1	57	Orlando	W	98-94	17,064	25-32
3/3	58	L.A. Lakers	L	94-106	20,375	25-33
3/5	59	at Minnesota	L	90-103	15,797	25-34
3/7	60	at Atlanta	L	106-113	13,569	25-35
3/8	61	at Charlotte	L	101-104	14,039	25-36
3/10	62	at Miami	W	111-106	19,600	26-36
3/11	63	at Orlando	L	92-103	15,102	26-37
3/16	64	Minnesota	W	105-97	17,526	27-37
3/19	65	Philadelphia	W	98-89	19,596	28-37
3/21	66	at San Antonio	L	96-107	18,797	28-38
3/23	67	at Dallas	W	122-121	20,165	29-38
3/26	68	at Sacramento	W	90-83	17,317	30-38
3/27	69	Washington	L	98-116	17,158	30-39
3/29	70	N.O./Okla. City	L	85-86	16,885	30-40
3/31	71	Sacramento	L	93-96	20,011	30-41
4/2	72	at Minnesota	L	104-106(OT)	15,834	30-42
4/4	73	at Memphis	L	75-100	14,891	30-43
4/5	74	at N.O./Okla. City	L	109-114(OT)	18,169	30-44
4/7	75	Houston	L	93-100	19,123	30-45
4/8	76	at Denver	L	92-95	18,777	30-46
4/11	77	at L.A. Lakers	L	100-111	18,997	30-47
4/12	78	Dallas	W	114-102	17,527	31-47
4/14	79	Phoenix	W	110-102	18,618	32-47
4/15	80	at Portland	W	86-81	16,278	33-47
4/17	81	Portland	W	93-79	18,723	34-47
4/19	82	at Utah	L	102-105	18,570	34-48

GOLDEN STATE WARRIORS 2006-07



BACK ROW (left to right): Assistant Equipment Manager Eric Griffin, Josh Powell, Adonal Foyle, Zarko Cabarkapa, Andris Biedrins, Al Harrington, Strength and Conditioning Coach John Murray. MIDDLE: Equipment Manager Eric Housen, Head Athletic Trainer Tom Abdenour, Assistant Coach Travis Schlenk, Assistant Coach Russell Turner, Michael Pietrus, Matt Barnes, Stephen Jackson, Kelenna Azubuike, Assistant Coach Keith Smart, Assistant Coach Stephen Silas, Assistant Athletic Trainer Frank Bernard, Director of Athletic Development Mark Grabow. FRONT: Assistant Coach Larry Riley, Sarunas Jasikevicius, Baron Davis, Jason Richardson, Monta Ellis, Head Coach Don Nelson. Not Pictured: Patrick O'Bryant.

PLAYER	G	MIN	FGM	FGA	FG%	3-PT FG			FTM	FTA	FT%	REBOUNDS					PTS	PPG			
						3P	3PA	3P%				OFF	DEF	TOT	AST	PF			STL	TO	BLK
Davis	63	2221	452	1030	.439	85	280	.304	275	369	.745	51	225	276	509	181	135	193	29	1264	20.1
Harrington (GS)	42	1355	272	596	.456	73	175	.417	96	141	.681	80	190	270	98	153	40	78	14	713	17.0
Ellis	77	2638	480	1010	.475	39	143	.273	273	358	.763	62	181	243	319	210	132	221	21	1272	16.5
Jackson (GS)	38	1293	229	514	.446	59	173	.341	123	153	.804	44	83	127	173	113	51	102	14	640	16.8
Richardson	51	1675	306	734	.417	110	301	.365	92	140	.657	72	187	259	172	129	54	82	32	814	16.0
Dunleavy	39	1051	166	370	.449	36	104	.346	78	101	.772	40	147	187	117	83	38	71	12	446	11.4
Pietrus	72	1937	286	586	.488	93	240	.388	136	210	.648	81	246	327	62	220	48	105	55	801	11.1
Barnes	76	1813	275	628	.438	106	290	.366	90	123	.732	91	259	350	156	188	73	105	41	746	9.8
Biedrins	82	2382	348	581	.599	0	0	—	87	167	.521	251	511	762	88	304	67	119	136	783	9.5
Murphy	26	667	81	180	.450	22	59	.373	47	66	.712	37	120	157	60	63	21	29	17	231	8.9
Diogu	17	222	44	83	.530	0	0	—	35	44	.795	21	42	63	5	35	3	18	11	123	7.2
Azubuike	41	669	98	220	.445	34	79	.430	61	78	.782	26	68	94	28	49	22	39	10	291	7.1
Jasikevicius (GS)	26	309	37	101	.366	12	44	.273	27	31	.871	5	16	21	61	22	13	31	1	113	4.3
Roberson	20	227	44	104	.423	21	55	.382	2	3	.667	2	19	21	10	27	12	13	0	111	5.6
McLeod	26	379	41	105	.390	9	23	.391	47	53	.887	3	18	21	45	21	17	23	3	138	5.3
Major	1	27	2	10	.200	0	0	—	1	2	.500	0	2	2	0	4	2	1	0	5	5.0
Wagner	1	7	1	1	1.000	1	1	1.000	1	2	.500	0	0	0	1	1	0	1	0	4	4.0
Powell (GS)	30	289	41	78	.526	0	0	—	22	30	.733	17	52	69	18	43	5	24	12	104	3.5
Foyle	48	475	48	85	.565	0	0	—	11	25	.440	51	75	126	19	61	11	23	50	107	2.2
O'Bryant	16	119	10	32	.313	0	0	—	11	17	.647	7	14	21	9	26	6	8	8	31	1.9

Western Conference First Round

Warriors win series 4-2

April 22	Golden State 97 at Dallas 85
April 25	Golden State 99 at Dallas 112
April 27	Dallas 91 at Golden State 109
April 29	Dallas 99 at Golden State 103
May 1	Golden State 112 at Dallas 118
May 3	Dallas 86 at Golden State 111

Western Conference Semifinals

Jazz win series 4-1

May 7	Golden State 112 at Utah 116
May 9	Golden State 117 at Utah 127 (OT)
May 11	Utah 105 at Golden State 125
May 13	Utah 115 at Golden State 101
May 15	Golden State 87 at Utah 100

NOTES

- Warriors recorded their first winning season since 1993-94 and earned their first playoff appearance since 1994.
- Golden State finished campaign going 16-5 in its final 21 games, including a 9-1 record over the final 10 games of the season.
- After earning the No. 8 seed in the Western Conference Playoffs, Golden State knocked off No. 1 seed Dallas Mavericks, becoming just the third No. 8 seed to knock off a No. 1, and the first since the First Round moved to a best-of-seven format.
- Baron Davis led the Warriors in scoring during the regular-season (20.1 ppg), while also leading the NBA in steals (2.14 spg) and ranking fifth in assists (8.1 apg). During the playoffs, he averaged 25.3 points, 6.5 assists, 4.5 rebounds and 2.91 steals.
- Monta Ellis was named the NBA's Most Improved Player, averaging 16.5 points after averaging 6.8 the previous season.
- On January 17, 2007 the Warriors acquired Stephen Jackson and Al Harrington as part of an eight-player trade with Indiana.
- Don Nelson returned for his second stint as head coach of the Warriors and led a team that ranked second in the NBA in scoring.

GAME-BY-GAME RESULTS RECORD 42-40



DATE	G	OPPONENT	W/L	SCORE	ATTENDANCE	RECORD
11/1	1	L.A. Lakers	L	98-110	19,596	0-1
11/3	2	Portland	W	102-89	17,204	1-1
11/4	3	at Utah	L	82-106	18,641	1-2
11/6	4	at Dallas	W	107-104	20,093	2-2
11/7	5	at N.O./Okla City	L	93-97	19,164	2-3
11/9	6	N.O./Okla City	W	121-116	16,927	3-3
11/11	7	Detroit	W	111-79	18,508	4-3
11/14	8	Toronto	W	110-99	16,182	5-3
11/16	9	Sacramento	W	117-105	17,821	6-3
11/18	10	Seattle	W	107-95	17,205	7-3
11/20	11	Phoenix	L	110-113	18,078	7-4
11/22	12	Denver	W	112-115	17,505	7-5
11/24	13	at Denver	L	129-140	16,234	7-6
11/25	14	Utah	W	91-78	17,711	8-6
11/27	15	San Antonio	W	111-102	17,078	9-6
11/29	16	Indiana	L	106-108	17,284	9-7
12/2	17	Milwaukee	L	110-115	18,086	9-8
12/4	18	at San Antonio	L	89-129	18,797	9-9
12/5	19	at Houston	L	90-118	14,109	9-10
12/9	20	N.O./Okla City	W	101-80	17,105	10-10
12/10	21	at Seattle	L	115-117	16,138	10-11
12/12	22	Sacramento	W	126-113	17,574	11-11
12/14	23	Houston	W	109-107	19,596	12-11
12/15	24	at Phoenix	L	101-105	18,422	12-12
12/17	25	at Toronto	L	115-120	16,035	12-13
12/18	26	at New Jersey	L	97-105	14,096	12-14
12/20	27	at Boston	W	96-95	17,134	13-14
12/22	28	at Orlando	W	117-108	16,563	14-14
12/23	29	at Miami	L	92-105	19,600	14-15
12/26	30	Philadelphia	W	116-97	19,183	15-15
12/29	31	Boston	W	110-100	19,596	16-15
12/30	32	at Sacramento	L	96-119	17,317	16-16
1/2	33	at N.O./Okla City	W	97-89	16,617	17-16
1/3	34	at Memphis	L	135-144	12,176	17-17
1/6	35	Seattle	W	108-104	17,007	18-17
1/7	36	at Phoenix	L	105-128	18,422	18-18
1/10	37	Orlando	L	76-91	16,877	18-19
1/12	38	Miami	L	96-118	18,845	18-20
1/15	39	L.A. Clippers	W	108-93	18,371	19-20
1/17	40	at L.A. Clippers	L	109-115	17,385	19-21
1/20	41	Cleveland	L	104-106 (OT)	19,864	19-22
1/22	42	at L.A. Lakers	L	103-108	18,997	19-23
1/24	43	New Jersey	W	110-109	17,284	20-23
1/27	44	Charlotte	W	131-105	16,381	21-23
1/30	45	at Cleveland	L	97-124	19,443	21-24
1/31	46	at Atlanta	L	94-115	13,474	21-25
2/2	47	at Philadelphia	W	102-101	12,768	22-25
2/3	48	at Charlotte	L	90-98	15,171	22-26
2/5	49	at Indiana	W	113-98	12,736	23-26
2/7	50	at Minnesota	L	93-121	13,212	23-27
2/9	51	Chicago	W	123-121(OT)	18,186	24-27
2/11	52	Atlanta	L	105-106	17,111	24-28
2/12	53	at Denver	L	111-123	15,513	24-29
2/14	54	New York	W	120-101	17,023	25-29
2/21	55	Memphis	W	118-115(OT)	16,967	26-29
2/24	56	at L.A. Clippers	L	90-103	19,060	26-30
2/25	57	L.A. Lakers	L	85-102	20,107	26-31
2/27	58	at Milwaukee	L	101-122	13,409	26-32
2/28	59	at Chicago	L	83-113	21,814	26-33
3/2	60	at New York	L	97-103	19,763	26-34
3/4	61	at Washington	L	106-107	20,173	26-35
3/5	62	at Detroit	W	111-93	22,076	27-35
3/7	63	Denver	W	110-96	19,596	28-35
3/9	64	L.A. Clippers	W	99-89	18,177	29-35
3/11	65	at Portland	L	87-106	14,875	29-36
3/12	66	Dallas	W	117-100	18,377	30-36
3/16	67	Minnesota	W	106-86	18,527	31-36
3/17	68	at Seattle	W	99-98	15,742	32-36
3/20	69	at Utah	L	100-104	19,759	32-37
3/23	70	Washington	W	135-128	19,596	33-37
3/25	71	at L.A. Lakers	L	113-115	18,997	33-38
3/26	72	San Antonio	L	89-126	18,207	33-39
3/29	73	Phoenix	W	124-119	19,596	34-39
4/1	74	Memphis	W	122-117	17,198	35-39
4/4	75	at Houston	W	110-99	13,929	36-39
4/6	76	at Memphis	W	116-104	14,087	37-39
4/7	77	at San Antonio	L	99-112	18,797	37-40
4/9	78	Utah	W	126-102	17,453	38-40
4/13	79	at Sacramento	W	125-108	17,317	39-40
4/15	80	Minnesota	W	121-108	18,223	40-40
4/17	81	Dallas	W	111-82	20,073	41-40
4/18	82	at Portland	W	120-98	19,455	42-40

GOLDEN STATE WARRIORS 2007-08



BACK ROW (left to right): Strength and Conditioning Coach John Murray, Chris Webber, Andris Biedris, Kosta Perovic, Patrick O'Bryant, Austin Croshere, Assistant Athletic Trainer Frank Bernard. MIDDLE: Head Athletic Trainer Tom Abdenour, Equipment Manager Eric Housen, Athletic Development Assistant Rico Hines, Assistant Coach Russell Turner, Shooting Coach Sidney Moncrief, Mickael Pietrus, Al Harrington, Brandon Wright, Stephen Jackson, Matt Barnes, Assistant Coach Stephen Silas, Assistant Coach Keith Smart, Assistant Coach Travis Schlenk, Assistant Equipment Manager Brant Helms, Director of Athletic Development Mark Grabow. FRONT: Assistant Coach Larry Riley, Kelenna Azubuike, Monta Ellis, Baron Davis, Marco Belinelli, C.J. Watson, Head Coach Don Nelson.

PLAYER	G	MIN	3-PT FG			REBOUNDS			FTM	FTA	FT%	REBOUNDS			PF	STL	TO	BLK	PTS	PPG	
			FGM	FGA	FG%	3P	3PA	3P%				OFF	DEF	TOT							AST
Davis	82	3196	650	1526	.426	173	525	.330	318	424	.750	96	289	385	623	247	191	232	43	1791	21.8
Ellis	81	3071	652	1227	.531	12	52	.231	320	417	.767	133	271	404	315	195	124	173	27	1636	20.2
Jackson	73	2855	488	1204	.405	182	501	.363	308	370	.832	67	251	318	300	171	92	197	29	1466	20.1
Harrington	81	2190	401	923	.434	153	408	.375	147	190	.774	107	332	439	132	266	74	90	16	1102	13.6
Biedris	76	2078	340	543	.626	0	0	—	116	187	.620	256	488	744	75	262	56	85	94	796	10.5
Azubuike	81	1732	261	587	.445	71	195	.364	99	138	.717	107	217	324	75	159	45	58	34	692	8.5
Pietrus	66	1316	170	387	.439	66	183	.361	66	98	.673	67	175	242	49	200	66	48	43	472	7.2
Barnes	73	1414	187	442	.423	53	181	.293	59	79	.747	94	230	324	139	159	48	85	36	486	6.7
Wright	38	376	62	112	.554	0	0	—	27	40	.675	38	61	99	9	36	6	13	22	151	4.0
Croshere	44	457	61	137	.445	22	61	.361	29	32	.906	33	71	104	30	60	8	22	6	173	3.9
Webber	9	126	15	31	.484	0	0	—	5	12	.417	2	30	32	18	17	4	11	6	35	3.9
Watson	32	368	43	101	.426	9	26	.346	23	29	.793	13	19	32	35	19	15	18	0	118	3.7
Hudson	9	93	9	31	.290	4	12	.333	6	6	1.000	0	7	7	9	4	3	7	0	28	3.1
Belinelli	33	241	36	93	.387	16	41	.390	7	9	.778	3	11	14	15	15	5	12	0	95	2.9
O'Bryant	24	99	16	29	.552	0	0	—	3	5	.600	10	19	29	4	27	4	7	9	35	1.5
Perovic	7	38	3	10	.300	0	0	—	4	6	.667	6	7	13	1	6	0	1	2	10	1.4
Mbenga	16	130	9	23	.391	0	0	—	1	2	.500	13	18	31	4	32	3	4	10	19	1.2
Lasme	1	0	0	0	—	0	0	—	0	0	—	0	0	0	0	0	0	0	0	0	0.0

NOTES


- Golden State's 48-34 record was the best for a non-playoff team since the NBA instituted the 16-team format in 1983-84.
- The 48 wins were the team's most since 1993-94 and third most in the previous 32 seasons and the 21-20 road record marked the team's second most road victories in the previous 33 seasons.
- Warriors led the NBA in scoring, averaging 111.0 points per contest, marking the fifth time team has paced the league since moving West in 1962 and the first time since 1991-92.
- Baron Davis (21.8 ppg), Monta Ellis (20.2 ppg) and Stephen Jackson (20.1 ppg) became the first NBA trio to all average more than 20 points since Chris Mullin, Mitch Richmond and Tim Hardaway did so for Golden State in 1990-91.
- Warriors established an all-time single-season franchise record in attendance, averaging 19,631 fans per game (capacity 19,596) and sold out 32 of 41 home games.

GAME-BY-GAME RESULTS RECORD 48-34



DATE	G	OPPONENT	W/L	SCORE	ATTENDANCE	RECORD
10/30	1	Utah	L	96-117	19,832	0-1
11/2	2	at L.A. Clippers	L	114-120	19,060	0-2
11/3	3	at Utah	L	110-133	19,911	0-3
11/6	4	Cleveland	L	104-108	19,596	0-4
11/8	5	Dallas	L	115-120	19,596	0-5
11/14	6	Detroit	L	104-111	18,923	0-6
11/16	7	L.A. Clippers	W	122-105	19,596	1-6
11/18	8	at Toronto	W	106-100	19,800	2-6
11/20	9	at New York	W	108-82	19,763	3-6
11/21	10	at Boston	L	82-105	18,624	3-7
11/23	11	at Washington	W	123-115	20,173	4-7
11/24	12	at Philadelphia	W	100-98 (OT)	13,047	5-7
11/26	13	Phoenix	W	129-114	19,596	6-7
11/28	14	at Sacramento	W	103-96	13,652	7-7
11/29	15	Houston	W	113-94	19,596	8-7
12/2	16	at Seattle	W	109-96	11,461	9-7
12/3	17	Orlando	L	117-123 (OT)	18,527	9-8
12/5	18	Milwaukee	W	120-90	17,823	10-8
12/7	19	Miami	W	120-113	19,596	11-8
12/9	20	at L.A. Lakers	L	113-123	18,997	11-9
12/11	21	San Antonio	W	96-84	19,827	12-9
12/12	22	at Portland	L	95-105	15,943	12-10
12/14	23	L.A. Lakers	W	108-106	20,705	13-10
12/16	24	at Detroit	L	87-109	22,076	13-11
12/17	25	at Memphis	W	125-117	10,549	14-11
12/19	26	at Minnesota	W	111-98	13,001	15-11
12/22	27	at New Jersey	L	95-100	15,032	15-12
12/23	28	at Cleveland	W	105-96	20,562	16-12
12/26	29	Minnesota	W	105-101	19,596	17-12
12/28	30	Denver	L	120-124	20,001	17-13
12/30	31	at Denver	W	105-95	19,362	18-13
12/31	32	at Houston	W	112-95	18,153	19-13
1/2	33	at Dallas	L	99-121	20,172	19-14
1/4	34	New Orleans	L	104-116	19,596	19-15
1/7	35	San Antonio	W	130-121 (OT)	19,107	20-15
1/9	36	at Portland	L	91-109	20,415	20-16
1/11	37	Memphis	W	116-104	19,224	21-16
1/13	38	Indiana	W	106-101	19,044	22-16
1/15	39	at Minnesota	W	105-98	10,777	23-16
1/16	40	at Indiana	L	117-125	11,501	23-17
1/18	41	at Chicago	W	119-111	21,896	24-17
1/19	42	at Milwaukee	W	119-99	16,615	25-17
1/21	43	Minnesota	L	108-109	19,144	25-18
1/24	44	New Jersey	W	121-119	19,596	26-18
1/27	45	New York	W	106-104	19,596	27-18
1/29	46	at Houston	L	107-111	16,586	27-19
1/30	47	at New Orleans	W	116-103	14,410	28-19
2/1	48	Charlotte	W	127-96	20,064	29-19
2/7	49	Chicago	L	108-114	19,596	29-20
2/9	50	Sacramento	W	105-102	20,018	30-20
2/11	51	Washington	W	120-117	19,043	31-20
2/13	52	Phoenix	W	120-118	19,754	32-20
2/19	53	at Utah	L	109-119	19,911	32-21
2/20	54	Boston	W	119-117	20,711	33-21
2/22	55	Atlanta	L	110-117	19,596	33-22
2/26	56	Seattle	W	105-99	19,412	34-22
2/29	57	Philadelphia	W	119-97	19,602	35-22
3/2	58	Portland	W	110-104	19,596	36-22
3/4	59	at Atlanta	W	135-118	16,575	37-22
3/5	60	at Charlotte	L	109-118	13,747	37-23
3/7	61	at Miami	W	134-99	19,161	38-23
3/8	62	at Orlando	W	104-95	17,519	39-23
3/12	63	Toronto	W	117-106	19,596	40-23
3/13	64	at Phoenix	L	115-123	18,422	40-24
3/15	65	Memphis	W	110-107	19,596	41-24
3/18	66	at Sacramento	L	105-122	16,245	41-25
3/19	67	at L.A. Clippers	W	116-100	18,704	42-25
3/21	68	Houston	L	106-109	19,824	42-26
3/23	69	at L.A. Lakers	W	115-111	18,997	43-26
3/24	70	L.A. Lakers	L	119-123 (OT)	20,713	43-27
3/27	71	Portland	W	111-95	19,732	44-27
3/29	72	at Denver	L	112-119	19,844	44-28
3/30	73	Dallas	W	114-104	19,852	45-28
4/1	74	at San Antonio	L	92-116	18,797	45-29
4/2	75	at Dallas	L	86-111	20,331	45-30
4/4	76	at Memphis	W	117-86	11,463	46-30
4/6	77	at New Orleans	L	96-108	17,809	46-31
4/8	78	Sacramento	W	140-132	20,003	47-31
4/10	79	Denver	L	105-114	20,737	47-32
4/12	80	L.A. Clippers	W	122-116	19,706	48-32
4/14	81	at Phoenix	L	116-122	18,422	48-33
4/16	82	Seattle	L	121-126	19,596	48-34

GOLDEN STATE WARRIORS 2008-09



BACK ROW (left to right): Strength and Conditioning Coach John Murray, Ronny Turiaf, Anthony Randolph, Andris Biedrins, Jermareo Davidson, Brandon Wright, Assistant Equipment Manager Brant Helms. MIDDLE : Head Athletic Trainer Tom Abdenour, Equipment Manager Eric Housen, Assistant Coach Larry Harris, Assistant Coach Russell Turner, Monta Ellis, Corey Maggette, Rob Kurz, Kelenna Azubuike, Marco Belinelli, Assistant Coach Stephen Silas, Assistant Coach Travis Schlenk, Athletic Development Assistant Rico Hines, Assistant Athletic Trainer Frank Bernard, Director of Athletic Development Mark Grabow. FRONT: Assistant Coach Keith Smart, C.J. Watson, Anthony Morrow, Stephen Jackson, Jamal Crawford, Marcus Williams, Head Coach Don Nelson.

PLAYER	G	MIN	3-PT FG							REBOUNDS							PTS	PPG			
			FGM	FGA	FG%	3P	3PA	3P%	FTM	FTA	FT%	OFF	DEF	TOT	AST	PF			STL	TO	BLK
Jackson	59	2339	413	997	.414	103	305	.338	294	356	.826	70	233	303	381	153	88	229	31	1223	20.7
Crawford (GS)	54	2087	346	853	.406	107	317	.338	265	298	.889	21	155	176	240	79	48	122	13	1064	19.7
Ellis	25	892	194	430	.451	8	26	.308	78	94	.830	14	94	108	93	67	39	67	8	474	19.0
Maggette	51	1588	292	634	.461	24	95	.253	342	415	.824	49	233	282	92	192	44	120	8	950	18.6
Azubuike	74	2375	392	845	.464	94	210	.448	185	229	.808	112	258	370	117	183	57	95	50	1063	14.4
Harrington	5	166	23	70	.329	11	28	.393	5	10	.500	10	18	28	10	14	7	7	0	62	12.4
Biedrins	62	1863	308	533	.578	0	1	.000	119	216	.551	223	470	693	121	236	63	110	96	735	11.9
Morrow	67	1515	255	534	.478	86	184	.467	80	92	.870	78	121	199	80	130	36	52	12	676	10.1
Watson	77	1883	257	562	.457	48	120	.400	168	193	.870	39	153	192	206	137	96	92	4	730	9.5
Belinelli	42	882	140	317	.442	52	131	.397	40	52	.769	10	61	71	88	73	36	59	1	372	8.9
Wright	39	688	130	246	.528	0	4	.000	63	85	.741	62	95	157	21	74	22	23	37	323	8.3
Randolph	63	1129	199	431	.462	0	4	.000	101	141	.716	128	235	363	49	141	42	80	74	499	7.9
Turiaf	79	1696	186	366	.508	0	3	.000	98	124	.790	88	272	360	166	243	34	70	168	470	5.9
Nelson	13	171	24	54	.444	0	3	.000	5	14	.357	6	18	24	13	24	9	15	2	53	4.1
Kurz	40	442	51	131	.389	15	38	.395	40	50	.800	33	48	81	20	78	14	16	19	157	3.9
Davidson	14	1111	17	35	.486	0	0	---	8	17	.471	10	24	34	1	12	2	5	3	42	3.0
Williams	9	54	4	17	.235	2	6	.333	2	6	.333	0	4	4	13	6	1	4	1	12	1.3

NOTES

- Golden State ranked second in the NBA in scoring, averaging 108.6 points per game.
- Stephen Jackson established career-highs in points (20.7 ppg), assists (6.5 apg), rebounds (5.1 rpg) and minutes (39.6 mpg), and was one of only four players in the NBA to average at least 20 points, six assists and five rebounds.
- Anthony Morrow led the NBA in 3-point field goal percentage, shooting .467 (86-184 3P) in the first rookie in NBA history and the first player in Warriors history to lead the league in 3-point shooting.
- Jamal Crawford scored 50 points at Charlotte on December 20, 2008, becoming the first Warriors player to reach the half-century mark since Antawn Jamison did so twice in December of 2000.
- The Warriors had the youngest team in the NBA in 2008-09.

GAME-BY-GAME RESULTS RECORD 29-53



DATE	G	OPPONENT	W/L	SCORE	ATTENDANCE	RECORD
10/29	1	New Orleans	L	103-108	19,126	0-1
10/31	2	at Toronto	L	108-112 (OT)	19,800	0-2
11/1	3	at New Jersey	W	105-97	17,390	1-2
11/3	4	at Memphis	L	79-90	10,121	1-3
11/5	5	Denver	W	111-101	18,194	2-3
11/7	6	Memphis	L	104-109	18,744	2-4
11/9	7	at Sacramento	L	98-115	12,090	2-5
11/11	8	Minnesota	W	113-110 (OT)	17,422	3-5
11/13	9	Detroit	L	102-107	18,477	3-6
11/15	10	at L.A. Clippers	W	121-103	12,823	4-6
11/18	11	Portland	W	111-106	18,248	5-6
11/21	12	Chicago	L	110-115	19,596	5-7
11/23	13	at Philadelphia	L	81-89	13,556	5-8
11/25	14	at Washington	L	100-124	13,852	5-9
11/26	15	at Boston	L	111-119	18,624	5-10
11/28	16	at Cleveland	L	97-112	20,562	5-11
11/29	17	at New York	L	125-138	19,317	5-12
12/1	18	Miami	L	129-130 (OT)	18,723	5-13
12/5	19	at Houston	L	112-131	14,438	5-14
12/6	20	at San Antonio	L	88-123	17,740	5-15
12/8	21	at Oklahoma City	W	112-102	17,854	6-15
12/10	22	Milwaukee	W	119-96	18,375	7-15
12/12	23	Houston	L	108-119	19,276	7-16
12/13	24	at Denver	L	105-123	15,322	7-17
12/15	25	Orlando	L	98-109	18,844	7-18
12/17	26	at Indiana	L	120-127	11,151	7-19
12/19	27	at Atlanta	L	99-115	16,768	7-20
12/20	28	at Charlotte	W	110-103	13,068	8-20
12/22	29	at Orlando	L	81-113	17,461	8-21
12/23	30	at Miami	L	88-96	17,862	8-22
12/26	31	Boston	W	99-89	19,596	9-22
12/28	32	at L.A. Lakers	L	113-130	18,997	9-23
12/29	33	Toronto	W	117-111	19,596	10-23
12/31	34	at Oklahoma City	L	100-107	18,229	10-24
1/2	35	at Minnesota	L	108-115	11,921	10-25
1/5	36	at Utah	L	114-119	19,911	10-26
1/7	37	L.A. Lakers	L	106-114	19,596	10-27
1/10	38	at Portland	L	100-113	20,987	10-28
1/11	39	Indiana	W	120-117	18,262	11-28
1/14	40	Sacramento	L	133-135 (3OT)	19,122	11-29
1/16	41	Atlanta	W	119-114	18,832	12-29
1/19	42	Washington	W	119-98	19,244	13-29
1/21	43	Oklahoma City	L	121-122	19,318	13-30
1/23	44	Cleveland	L	105-106	19,596	13-31
1/25	45	L.A. Clippers	W	107-92	17,746	14-31
1/28	46	at Dallas	L	93-117	19,864	14-32
1/30	47	at New Orleans	W	91-87	17,738	15-32
1/31	48	at Houston	L	93-110	16,702	15-33
2/2	49	San Antonio	L	105-110 (OT)	18,205	15-34
2/4	50	Phoenix	W	124-112	19,596	16-34
2/6	51	at Phoenix	L	105-115	18,422	16-35
2/8	52	Utah	W	116-96	19,174	17-35
2/10	53	New York	W	144-127	19,098	18-35
2/12	54	Portland	W	105-98	19,322	19-35
2/18	55	L.A. Lakers	L	121-129	20,007	19-36
2/21	56	Oklahoma City	W	133-120	19,108	20-36
2/23	57	at L.A. Clippers	W	105-118	15,383	20-37
2/27	58	Charlotte	L	109-112	18,653	20-38
3/1	59	Utah	L	104-112	18,347	20-39
3/3	60	at Minnesota	W	118-94	14,780	21-39
3/4	61	at Chicago	L	88-110	20,108	21-40
3/6	62	at Detroit	L	91-108	22,076	21-41
3/7	63	at Milwaukee	L	120-127	15,569	21-42
3/11	64	New Jersey	W	116-112	18,203	22-42
3/13	65	Dallas	W	119-110	18,751	23-42
3/15	66	Phoenix	L	130-154	19,596	23-43
3/17	67	L.A. Clippers	W	127-120	18,223	24-43
3/19	68	at L.A. Lakers	L	106-114	18,997	24-44
3/20	69	Philadelphia	W	119-111	19,596	25-44
3/22	70	at New Orleans	L	89-99	16,351	25-45
3/24	71	at San Antonio	L	106-107	18,797	25-46
3/25	72	at Dallas	L	106-128	19,862	25-47
3/28	73	at Denver	L	116-129	19,155	25-48
3/30	74	Memphis	L	109-114	18,471	25-49
4/1	75	Sacramento	W	143-141 (OT)	18,743	26-49
4/3	76	New Orleans	W	111-103	19,596	27-49
4/5	77	at Sacramento	W	105-100	12,975	28-49
4/8	78	Minnesota	L	97-105	18,808	28-50
4/10	79	Houston	L	109-113	19,596	28-51
4/11	80	at Utah	W	118-108	19,911	29-51
4/13	81	San Antonio	L	72-101	19,596	29-52
4/15	82	at Phoenix	L	117-113	18,422	29-53

GOLDEN STATE WARRIORS 2009-10



BACK ROW (left to right): Ronny Turiaf, Anthony Randolph, Andris Biedrins, Chris Hunter, Brandon Wright. MIDDLE: Equipment Manager Eric Housen, Athletic Development Assistant Rico Hines, Strength & Conditioning Coach John Murray, Assistant Coach Scott Roth, Reggie Williams, Devean George, Vladimir Radmanovic, Anthony Tolliver, Corey Maggette, Kelenna Azubuike, Assistant Coach Russell Turner, Assistant Coach Stephen Silas, Assistant Equipment Manager Brant Helms, Assistant Athletic Trainer Frank Bernard. FRONT: Assistant Coach Keith Smart, Head Athletic Trainer Tom Abdenour, Raja Bell, Anthony Morrow, Monta Ellis, Stephen Curry, C.J. Watson, Director of Athletic Development Mark Grabow, Head Coach Don Nelson.

PLAYER	G	MIN	3-PT FG			REBOUNDS			FTM	FTA	FT%	REBOUNDS			AST	PF	STL	TO	BLK	PTS	PPG
			FGM	FGA	FG%	3P	3PA	3P%				OFF	DEF	TOT							
Ellis	64	2647	631	1406	.449	77	228	.338	292	388	.753	47	210	257	340	189	143	243	25	1631	25.5
Maggette	70	2081	457	886	.516	13	50	.260	460	551	.835	92	281	373	172	231	52	168	4	1387	19.8
Curry	80	2896	528	1143	.462	166	380	.437	177	200	.885	48	308	356	472	252	152	244	19	1399	17.5
Jackson	9	300	56	133	.421	11	40	.275	26	37	.703	6	29	35	42	16	14	26	6	149	16.6
Williams	24	782	140	283	.495	33	92	.359	52	62	.839	18	92	110	66	49	22	29	6	365	15.2
Azubuike	9	231	48	88	.545	10	27	.370	19	28	.679	12	29	41	10	16	5	7	9	125	13.9
Morrow	69	2018	329	703	.468	140	307	.456	101	114	.886	61	198	259	104	158	65	84	16	899	13.0
Bell (TOT)	6	181	28	61	.459	12	27	.444	3	3	1.000	5	18	23	13	15	4	5	2	71	11.8
Bell (GS)	1	23	4	6	.667	3	3	1.000	0	0	---	0	2	2	3	2	0	0	0	11	11.0
Tolliver (TOT)	46	1428	193	449	.430	50	152	.329	103	134	.769	84	236	320	87	128	32	46	33	539	11.7
Tolliver (GS)	44	1423	193	448	.431	50	151	.331	103	134	.769	84	235	319	87	127	32	46	33	539	12.3
Randolph	33	749	137	309	.443	1	5	.200	109	136	.801	73	142	215	42	92	28	49	51	384	11.6
Watson	65	1788	247	528	.468	45	145	.310	128	166	.771	28	141	169	180	124	103	69	8	667	10.3
Martin	10	276	32	88	.364	10	31	.323	16	21	.762	17	30	47	9	36	8	13	0	90	9.0
Karl	4	108	11	32	.344	2	11	.182	4	6	.667	4	12	16	15	14	3	6	1	28	7.0
Radmanovic (TOT)	41	891	103	273	.377	30	108	.278	20	27	.741	51	127	178	45	97	29	44	7	256	6.2
Radmanovic (GS)	33	758	89	231	.385	23	86	.267	16	21	.762	43	106	149	38	79	26	39	6	217	6.6
Law	5	66	9	14	.643	1	3	.333	12	15	.800	0	2	2	7	5	6	2	0	31	6.2
George	45	761	89	206	.432	48	123	.390	16	23	.696	21	93	114	32	89	41	15	10	242	5.4
Biedrins	33	763	81	137	.591	0	0	---	4	25	.160	63	196	259	57	117	20	32	44	166	5.0
Moore	23	406	54	90	.600	0	0	---	7	11	.636	26	43	69	36	60	5	21	13	115	5.0
Turiaf	42	872	85	146	.582	0	1	.000	37	78	.474	54	137	191	90	98	23	49	54	207	4.9
Hunter	60	783	109	217	.502	0	4	.000	52	69	.754	56	111	167	37	132	13	30	35	270	4.5

NOTES

- Monta Ellis averaged a career-high 25.5 points (sixth-best in NBA) to become the first Warriors player to average 25.0 points per game since Chris Mullin in 1991-92, and first to finish in NBA's top-10 in scoring since Antawn Jamison in 2000-01.
- Stephen Curry, who set a then-NBA rookie record with 166 three-pointers, was named Western Conference Rookie of the Month in January, March & April en route to All-Rookie First Team honors and a runner-up finish in NBA Rookie of the Year balloting.
- Ellis and Curry both ranked in the NBA's top-five in steals per game, finishing second (2.23 spg) and third (1.90 spg), respectively.
- The Warriors ranked second in the NBA in scoring (108.8 ppg), while leading the league in fast break points (23.7).
- Seven different players scored at least 30 points in a game (Kelenna Azubuike, Stephen Curry, Monta Ellis, Corey Maggette, Morrow, Anthony Tolliver, C.J. Watson).
- Don Nelson finished the season with 1,335 career coaching victories, moving past Lenny Wilkens (1,332) for the top spot on the NBA's All-Time Head Coaching Victories list.

GAME-BY-GAME RESULTS RECORD 26-56



DATE	G	OPPONENT	W/L	SCORE	ATTENDANCE	RECORD
10/28	1	Houston.....	L	107-108	19,596	0-1
10/30	2	at Phoenix.....	L	101-123	18,422	0-2
11/4	3	Memphis.....	W	113-105	17,457	1-2
11/6	4	L.A. Clippers.....	L	90-118	18,788	1-3
11/8	5	at Sacramento.....	L	107-120	10,760	1-4
11/9	6	Minnesota.....	W	146-105	15,468	2-4
11/11	7	at Indiana.....	L	94-108	10,682	2-5
11/13	8	at New York.....	W	121-107	19,763	3-5
11/14	9	at Milwaukee.....	L	125-129	14,978	3-6
11/17	10	at Cleveland.....	L	108-114	20,562	3-7
11/18	11	at Boston.....	L	95-109	18,624	3-8
11/20	12	Portland.....	W	108-94	18,630	4-8
11/24	13	at Dallas.....	W	111-103	20,008	5-8
11/25	14	at San Antonio.....	L	104-118	17,606	5-9
11/28	15	L.A. Lakers.....	L	97-130	20,001	5-10
11/30	16	Indiana.....	W	126-107	16,574	6-10
12/1	17	at Denver.....	L	107-135	14,570	6-11
12/3	18	Houston.....	L	109-111	16,432	6-12
12/5	19	Orlando.....	L	118-126	19,054	6-13
12/7	20	at Oklahoma City.....	L	88-104	17,334	6-14
12/9	21	at New Jersey.....	W	105-89	10,005	7-14
12/11	22	at Chicago.....	L	91-96 (OT)	18,803	7-15
12/12	23	at Detroit.....	L	95-104	16,952	7-16
12/14	24	at Philadelphia.....	L	101-117	12,795	7-17
12/16	25	San Antonio.....	L	91-103	17,857	7-18
12/18	26	Washington.....	L	109-118	17,423	7-19
12/22	27	at Memphis.....	L	108-121	12,827	7-20
12/23	28	at New Orleans.....	L	102-108	14,391	7-21
12/26	29	Phoenix.....	W	132-127	19,550	8-21
12/28	30	Boston.....	W	103-99	19,259	9-21
12/29	31	at L.A. Lakers.....	L	118-124	18,997	9-22
1/2	32	at Portland.....	L	89-105	20,507	9-23
1/5	33	at Denver.....	L	122-123	15,129	9-24
1/6	34	at Minnesota.....	W	107-101	12,046	10-24
1/8	35	Sacramento.....	W	108-101	18,327	11-24
1/11	36	Cleveland.....	L	114-117	19,596	11-25
1/13	37	Miami.....	L	102-115	17,121	11-26
1/15	38	Milwaukee.....	L	104-113	17,455	11-27
1/18	39	Chicago.....	W	114-97	19,208	12-27
1/20	40	Denver.....	L	118-123 (OT)	17,223	12-28
1/22	41	New Jersey.....	W	111-79	17,308	13-28
1/23	42	at Phoenix.....	L	103-112	17,792	13-29
1/26	43	at Sacramento.....	L	96-99	14,522	13-40
1/27	44	New Orleans.....	L	110-123	16,308	13-31
1/29	45	Charlotte.....	L	110-121	17,850	13-32
1/31	46	at Oklahoma City.....	L	104-112	17,565	13-33
2/2	47	at Houston.....	L	97-119	12,845	13-34
2/3	48	at Dallas.....	L	101-110	19,679	13-35
2/6	49	Oklahoma City.....	L	95-104	17,825	13-36
2/8	50	Dallas.....	L	117-127	17,015	13-37
2/10	51	L.A. Clippers.....	W	132-102	17,230	14-37
2/16	52	at L.A. Lakers.....	L	94-104	18,997	14-38
2/17	53	Sacramento.....	W	130-98	17,023	15-38
2/19	54	Utah.....	L	89-100	18,322	15-39
2/21	55	Atlanta.....	W	108-104	17,822	16-39
2/23	56	Philadelphia.....	L	102-110	17,115	16-40
2/25	57	Denver.....	L	112-127	18,555	16-41
2/27	58	Detroit.....	W	95-88	17,223	17-41
3/2	59	at Miami.....	L	106-110	15,213	17-42
3/3	60	at Orlando.....	L	90-117	17,461	17-43
3/5	61	at Atlanta.....	L	122-127	14,066	17-44
3/6	62	at Charlotte.....	L	90-101	19,392	17-45
3/8	63	at New Orleans.....	L	131-135	13,889	17-46
3/11	64	Portland.....	L	105-110	17,308	17-47
3/13	65	Toronto.....	W	124-112	17,655	18-47
3/15	66	L.A. Lakers.....	L	121-124	20,038	18-48
3/17	67	New Orleans.....	W	131-121	17,155	19-48
3/19	68	at San Antonio.....	L	116-147	18,581	19-49
3/20	69	at Memphis.....	L	107-123	14,897	19-50
3/22	70	Phoenix.....	L	131-133	18,722	19-51
3/24	71	Memphis.....	W	128-110	17,123	20-51
3/27	72	Dallas.....	L	90-111	19,104	20-52
3/28	73	at L.A. Clippers.....	W	121-103	17,868	21-52
3/31	74	at Utah.....	L	104-128	19,617	21-53
4/2	75	New York.....	W	128-117	19,230	22-53
4/4	76	at Toronto.....	W	113-112	17,509	23-53
4/6	77	at Washington.....	L	94-112	14,721	23-54
4/7	78	at Minnesota.....	W	116-107	15,863	24-54
4/10	79	at L.A. Clippers.....	L	104-107	17,476	24-55
4/11	80	Oklahoma City.....	W	120-117	18,940	25-55
4/13	81	Utah.....	L	94-103	19,230	25-56
4/14	82	at Portland.....	W	122-116	20,482	26-56

HISTORY

GOLDEN STATE WARRIORS 2010-11



BACK ROW (left to right): David Lee, Vladimir Radmanovic, Andris Biedrins, Ekpe Udoh, Lou Amundson. MIDDLE: Shooting Coach Mark Price, Assistant Coach Lloyd Pierce, Jeremy Lin, Reggie Williams, Dorell Wright, Al Thornton, Jeff Adrien, Assistant Coach Rob Werdann, Assistant Coach Calbert Cheaney. FRONT: Assistant Coach Jerry Sichting, Charlie Bell, Monta Ellis, Stephen Curry, Acie Law, Head Coach Keith Smart.

PLAYER	G	MIN	3-PT FG					REBOUNDS										PTS	PPG		
			FGM	FGA	FG%	3P	3PA	3P%	FTM	FTA	FT%	OFF	DEF	TOT	AST	PF	STL			TO	BLK
Curry	80	3227	726	1611	.451	137	379	.361	340	431	.789	44	237	281	450	203	168	252	23	1929	24.1
Lee	74	2489	505	1053	.480	151	342	.442	212	227	.934	52	234	286	432	233	109	226	20	1373	18.6
D. Wright	82	3147	485	1146	.423	194	516	.376	180	228	.789	88	343	431	242	171	124	133	63	1344	16.4
Williams	80	1626	268	572	.469	102	241	.423	100	134	.746	45	171	216	121	124	28	57	3	738	9.2
Thornton (TOT)	71	1384	205	431	.476	4	26	.154	110	142	.775	56	157	213	62	143	35	64	12	524	7.4
Thornton (GS)	22	314	51	104	.490	0	1	.000	29	35	.829	10	47	57	11	40	7	20	3	131	6.0
Radmanovic	74	1169	137	318	.431	70	173	.405	30	34	.882	64	148	212	79	157	44	57	44	374	5.1
Carney	25	331	45	107	.421	17	37	.459	18	27	.667	12	35	47	11	33	11	16	5	125	5.0
Biedrins	59	1397	142	266	.534	0	0	---	10	31	.323	145	281	426	60	198	52	57	52	294	5.0
Amundson	46	691	83	183	.454	0	0	---	34	87	.391	81	104	185	17	87	14	24	33	200	4.3
Law (TOT)	51	726	81	186	.435	6	36	.167	47	64	.734	12	51	63	84	61	32	43	0	215	4.2
Law (GS)	40	632	78	167	.467	6	30	.200	41	54	.759	9	43	52	70	51	28	33	0	203	5.1
Udoh	58	1030	97	222	.437	0	0	---	42	64	.656	80	101	181	40	144	22	48	86	236	4.1
B. Wright	21	195	38	63	.603	0	0	---	7	14	.500	14	27	41	5	19	3	10	10	83	4.0
Gadzuric	28	297	37	88	.420	0	1	.000	5	14	.357	53	33	86	11	63	10	21	18	79	2.8
Lin	29	285	28	72	.389	1	5	.200	19	25	.760	12	22	34	42	31	33	18	9	76	2.6
Adrien	23	196	23	54	.426	0	0	---	11	19	.579	23	35	58	10	28	4	9	5	57	2.5
Bell	19	171	12	43	.279	6	21	.286	2	4	.500	6	12	18	13	13	6	6	1	32	1.7

NOTES

- The sale of the Golden State Warriors to an ownership group headed by Joe Lacob and Peter Guber was formally completed on November 12, 2010.
- Monta Ellis ranked 8th in the NBA in scoring (24.1 ppg), becoming the first Warrior to average at least 24.0 points in back-to-back seasons since Chris Mullin did so in five straight seasons from 1988-89 through 1992-93.
- Stephen Curry led the NBA in free throw percentage (.934 FT%), establishing a new franchise single-season record.
- Dorell Wright finished third in voting for the Most Improved Player award after becoming the first player in NBA history to score more points in his seventh season (1,344) than he had in the first six years of his career combined (1,333).
- Wright led the NBA in 3-point field goals made, connecting on a then-Warriors franchise record 194 three-pointers.
- David Lee ranked seventh in the NBA in rebounding (9.8 rpg) and in double-doubles (37).

GAME-BY-GAME RESULTS RECORD 36-46



DATE	G	OPPONENT	W/L	SCORE	ATTENDANCE	RECORD
10/27	1	Houston.....	W	132-128	18,428	1-0
10/29	2	L.A. Clippers.....	W	109-91	17,408	2-0
10/31	3	at L.A. Lakers.....	L	83-107	18,997	2-1
11/3	4	Memphis.....	W	115-109	16,607	3-1
11/5	5	Utah.....	W	85-78	17,902	4-1
11/7	6	at Detroit.....	L	97-102	12,813	4-2
11/8	7	at Toronto.....	W	109-102	14,127	5-2
11/10	8	at New York.....	W	122-117	19,763	6-2
11/11	9	at Chicago.....	L	90-120	21,140	6-3
11/13	10	at Milwaukee.....	L	72-79	17,049	6-4
11/15	11	Detroit.....	W	101-97	19,123	7-4
11/19	12	New York.....	L	119-125	19,808	7-5
11/21	13	at L.A. Lakers.....	L	89-117	18,997	7-6
11/22	14	Denver.....	L	89-106	18,023	7-7
11/24	15	at Houston.....	L	101-111	13,847	7-8
11/26	16	at Memphis.....	L	111-116	14,753	7-9
11/27	17	at Minnesota.....	W	104-94	14,440	8-9
11/30	18	San Antonio.....	L	98-118	17,877	8-10
12/2	19	Phoenix.....	L	101-107	18,328	8-11
12/5	20	at Oklahoma City.....	L	109-114	18,203	8-12
12/7	21	at Dallas.....	L	100-105	19,593	8-13
12/8	22	at San Antonio.....	L	94-111	16,913	8-14
12/10	23	Miami.....	L	84-106	20,036	8-15
12/13	24	at Utah.....	L	95-108	19,176	8-16
12/14	25	Minnesota.....	W	108-99	17,615	9-16
12/18	26	at Portland.....	L	95-96	20,398	9-17
12/20	27	Houston.....	L	112-121	19,256	9-18
12/21	28	at Sacramento.....	W	117-109 (OT)	13,740	10-18
12/25	29	Portland.....	W	109-102	19,596	11-18
12/27	30	Philadelphia.....	W	110-95	19,208	12-18
12/29	31	at Atlanta.....	L	93-103	15,925	12-19
12/31	32	at Charlotte.....	W	96-95	16,240	13-19
1/1	33	at Miami.....	L	107-114	20,254	13-20
1/3	34	at Orlando.....	L	90-110	18,846	13-21
1/5	35	at New Orleans.....	W	110-103	13,532	14-21
1/7	36	Cleveland.....	W	116-98	18,858	15-21
1/9	37	at L.A. Clippers.....	L	91-105	17,696	15-22
1/12	38	L.A. Lakers.....	L	110-115	19,596	15-23
1/14	39	L.A. Clippers.....	W	122-112	19,273	16-23
1/17	40	New Jersey.....	W	109-100	18,563	17-23
1/19	41	Indiana.....	W	110-108	18,185	18-23
1/21	42	Sacramento.....	W	119-112 (OT)	18,428	19-23
1/22	43	at L.A. Clippers.....	L	109-113	19,373	19-24
1/24	44	San Antonio.....	L	102-113	18,523	19-25
1/26	45	New Orleans.....	L	103-112	18,108	19-26
1/28	46	Charlotte.....	L	113-121 (OT)	18,407	19-27
1/30	47	Utah.....	W	96-81	18,187	20-27
2/3	48	Milwaukee.....	W	100-94	18,008	21-27
2/5	49	Chicago.....	W	101-90	19,596	22-27
2/7	50	Phoenix.....	L	92-104	18,002	22-28
2/9	51	Denver.....	W	116-114	18,430	23-28
2/10	52	at Phoenix.....	L	88-112	16,731	23-29
2/13	53	Oklahoma City.....	W	100-94	19,596	24-29
2/15	54	New Orleans.....	W	102-89	18,276	25-29
2/16	55	at Utah.....	W	107-100	19,911	26-29
2/22	56	Boston.....	L	93-115	19,738	26-30
2/25	57	Atlanta.....	L	79-105	19,858	26-31
2/27	58	at Minnesota.....	L	123-126	16,021	26-32
3/1	59	at Indiana.....	W	100-109	9,557	26-33
3/2	60	at Washington.....	W	106-102	17,865	27-33
3/4	61	at Boston.....	L	103-107	18,624	27-34
3/6	62	at Philadelphia.....	L	117-125 (OT)	11,294	27-35
3/8	63	at Cleveland.....	W	95-85	19,919	28-35
3/9	64	at New Jersey.....	L	90-94	13,513	28-36
3/11	65	Orlando.....	W	123-120 (OT)	19,596	29-36
3/13	66	Minnesota.....	W	100-77	17,788	30-36
3/14	67	at Sacramento.....	L	119-129	14,243	30-37
3/16	68	Dallas.....	L	106-112	19,596	30-38
3/18	69	at Phoenix.....	L	97-108	18,422	30-39
3/20	70	at Dallas.....	L	73-101	20,324	30-40
3/21	71	at San Antonio.....	L	96-111	18,443	30-41
3/23	72	at Houston.....	L	112-131	16,623	30-42
3/25	73	Toronto.....	W	138-100	17,504	31-42
3/27	74	Washington.....	W	114-110	17,723	32-42
3/29	75	at Oklahoma City.....	W	114-115 (OT)	18,203	32-43
3/30	76	at Memphis.....	L	91-110	13,815	32-44
4/2	77	Dallas.....	W	99-92	18,128	33-44
4/5	78	at Portland.....	W	108-87	20,551	34-44
4/6	79	L.A. Lakers.....	W	95-87	20,024	35-44
4/10	80	Sacramento.....	L	104-105	19,596	35-45
4/11	81	at Denver.....	L	111-134	19,155	35-46
4/13	82	Portland.....	W	110-86	19,596	36-46

GOLDEN STATE WARRIORS 2011-12



BACK ROW (left to right): Mickell Gladness, Andris Biedrins, Andrew Bogut, Mikki Moore, Jeremy Tyler. MIDDLE: Assistant Coach Kris Weems, Assistant Coach Wes Unseld Jr., Assistant Coach Jerry DeGregorio, Chris Wright, Richard Jefferson, David Lee, Dominic McGuire, Dorell Wright, Brandon Rush, Assistant Coach Pete Myers, Assistant Coach Darren Erman. FRONT: Head Coach Mark Jackson, Charles Jenkins, Stephen Curry, Klay Thompson, Nate Robinson, Assistant Coach Michael Malone.

PLAYER	G	MIN	FGM	FGA	FG%	3-PT FG			FTM	FTA	FT%	REBOUNDS					PTS	PPG			
						3P	3PA	3P%				OFF	DEF	TOT	AST	PF			STL	TO	BLK
Ellis	37	1365	305	704	.433	50	156	.321	151	186	.812	16	111	127	223	84	56	123	12	811	21.9
Lee	57	2121	464	922	.503	0	5	.000	219	280	.782	171	374	545	162	179	54	149	22	1147	20.1
Curry	26	732	145	296	.490	55	121	.455	38	47	.809	15	73	88	138	62	39	65	8	383	14.7
Thompson	66	1608	318	718	.443	111	268	.414	79	91	.868	24	137	161	133	155	49	103	20	826	12.5
Bogut (TOT)	12	364	61	136	.449	0	1	.000	14	23	.609	22	78	100	31	36	12	24	24	136	11.3
Robinson	51	1192	205	484	.424	66	181	.365	94	113	.832	15	85	100	231	118	59	75	2	570	11.2
D. Wright	61	1650	222	526	.422	105	292	.360	80	98	.816	60	218	278	94	97	58	51	26	629	10.3
Rush	65	1717	235	469	.501	99	219	.452	65	82	.793	33	218	251	88	64	35	68	58	634	9.8
Jefferson (TOT)	63	1748	203	488	.416	113	269	.420	59	85	.694	26	193	219	88	121	37	50	19	578	9.2
Jefferson (GS)	22	580	71	169	.420	33	79	.418	24	35	.686	8	68	76	33	38	12	18	7	199	9.0
Brown	9	187	21	40	.525	0	0	---	15	34	.441	16	41	57	4	21	8	14	0	57	6.3
Jenkins	51	893	130	291	.447	3	20	.150	34	39	.872	8	60	68	170	85	33	60	6	297	5.8
Udoh	38	827	82	185	.443	0	0	---	46	64	.719	58	89	147	31	115	25	35	65	210	5.5
Tyler	42	568	88	209	.421	0	1	.000	29	52	.558	54	86	140	16	84	16	36	20	205	4.9
Smith	6	63	12	30	.400	2	5	.400	1	2	.500	2	7	9	9	4	4	1	0	27	4.5
Ford (TOT)	14	191	19	43	.442	2	8	.250	11	14	.786	3	15	18	45	23	9	23	2	51	3.6
McGuire	64	1127	94	210	.448	0	4	.000	39	53	.736	73	173	246	110	104	44	56	36	227	3.5
Moore	7	118	9	20	.450	0	0	---	6	7	.857	7	15	22	5	24	3	7	3	24	3.4
C. Wright	24	186	23	45	.511	0	0	---	24	31	.774	19	26	45	4	22	7	8	13	70	2.9
Gladness (TOT)	26	252	25	59	.424	0	0	---	6	12	.500	14	44	58	5	32	4	7	20	56	2.2
Gladness (GS)	18	224	24	56	.429	0	0	---	6	12	.500	13	34	47	3	24	3	4	19	54	3.0
Barron	2	9	2	4	.500	0	0	---	0	0	---	1	0	1	0	5	0	0	0	4	2.0
Biedrins	47	739	39	64	.609	0	0	---	1	9	.111	45	131	176	16	125	23	14	45	79	1.7
Benson	3	9	0	1	.000	0	0	---	0	0	---	2	1	3	0	0	0	0	0	0	0.0

NOTES

- Ranked second in the NBA in three-point shooting (.388 3P%) as a team, with four players finishing among the league's Top 20: Stephen Curry (.455, tied second), Brandon Rush (.452, sixth), Richard Jefferson (.420, tied 12th) and Klay Thompson (.414, 17th).
- Klay Thompson was named First Team All-Rookie after ranking fourth among all first-year players in scoring (12.5 ppg), first in 3-point percentage (.414 3P%) and second in free throw percentage (.868 FT%).
- Thompson started the final 28 games, averaging 18.6 points per game in those contests to lead all rookies over that stretch.
- David Lee became the first Warrior to average at least 20.0 points and 9.0 rebounds per game since Nate Thurmond in 1971-72.
- In separate deals just prior to the trade deadline, acquired center Andrew Bogut from the Milwaukee Bucks and Richard Jefferson from the San Antonio Spurs, while parting ways with Monta Ellis, Ekpe Udoh and Kwame Brown.
- Prior to the season named Mark Jackson as the 24th head coach in franchise history and 19th since the team moved West.

GAME-BY-GAME RESULTS RECORD 23-43



DATE	G	OPPONENT	W/L	SCORE	ATTENDANCE	RECORD
12/25	1	L.A. Clippers	L	86-105	19,596	0-1
12/26	2	Chicago	W	99-91	19,596	1-1
12/28	3	New York	W	92-78	19,596	2-1
12/31	4	Philadelphia	L	79-107	19,084	2-2
1/2	5	at Phoenix	L	91-102	14,793	2-3
1/4	6	at San Antonio	L	95-101	16,751	2-4
1/6	7	at L.A. Lakers	L	90-97	18,997	2-5
1/7	8	Utah	L	87-88	19,596	2-6
1/10	9	Miami	W	111-106 (OT)	19,596	3-6
1/12	10	Orlando	L	109-117	17,754	3-7
1/14	11	at Charlotte	L	100-112	16,122	3-8
1/15	12	at Detroit	W	99-91	11,774	4-8
1/17	13	at Cleveland	W	105-95	13,056	5-8
1/18	14	at New Jersey	L	100-107	12,570	5-9
1/20	15	Indiana	L	91-94	17,621	5-10
1/23	16	Memphis	L	90-91	17,549	5-11
1/25	17	Portland	W	101-83	17,923	6-11
1/27	18	Oklahoma City	L	109-120	19,596	6-12
1/31	19	Sacramento	W	93-90	17,753	7-12
2/2	20	Utah	W	119-101	18,123	8-12
2/4	21	at Sacramento	L	114-106 (OT)	16,411	8-13
2/7	22	Oklahoma City	L	116-119	17,971	8-14
2/9	23	at Denver	W	109-101	14,960	9-14
2/12	24	Houston	W	106-97	19,596	10-14
2/13	25	Phoenix	W	102-96	19,106	11-14
2/15	26	Portland	L	91-93	17,934	11-15
2/17	27	at Oklahoma City	L	87-110	18,203	11-16
2/18	28	at Memphis	L	103-104	17,151	11-17
2/20	29	L.A. Clippers	W	104-97	19,596	12-17
2/22	30	at Phoenix	W	106-104	14,558	13-17
2/28	31	at Indiana	L	78-102	12,111	13-18
2/29	32	at Atlanta	W	85-82	13,049	14-18
3/2	33	at Philadelphia	L	83-105	18,323	14-19
3/4	34	at Toronto	L	75-83	18,056	14-20
3/5	35	at Washington	W	120-100	17,843	15-20
3/7	36	Memphis	L	92-110	19,171	15-21
3/10	37	Dallas	W	111-87	19,596	16-21
3/11	38	at L.A. Clippers	W	97-93	19,183	17-21
3/13	39	at Sacramento	W	115-89	12,011	18-21
3/14	40	Boston	L	105-103	19,596	18-22
3/16	41	Milwaukee	L	98-120	19,596	18-23
3/17	42	at Utah	L	92-99 (OT)	17,854	18-24
3/19	43	Minnesota	L	93-97	19,596	18-25
3/21	44	at New Orleans	W	101-92	13,959	19-25
3/22	45	at Houston	L	83-109	15,325	19-26
3/24	46	Sacramento	W	111-108	19,596	20-26
3/25	47	at Portland	L	87-90	20,636	20-27
3/27	48	L.A. Lakers	L	101-104	19,596	20-28
3/28	49	New Orleans	L	87-102	18,771	20-29
3/30	50	New Jersey	L	100-102	19,596	20-30
4/1	51	at L.A. Lakers	L	112-120	18,997	20-31
4/3	52	at Memphis	L	94-98	14,310	20-32
4/4	53	at Minnesota	W	97-94	17,161	21-32
4/6	54	at Utah	L	98-104	18,933	21-33
4/7	55	Denver	W	112-97	18,942	22-33
4/9	56	at Denver	L	84-123	15,530	22-34
4/11	57	at Portland	L	110-118	20,502	22-35
4/12	58	Dallas	L	103-112	17,929	22-36
4/14	59	at L.A. Clippers	L	104-112	19,060	22-37
4/16	60	at San Antonio	L	99-120	18,471	22-38
4/18	61	L.A. Lakers	L	87-99	18,547	22-39
4/20	62	at Dallas	L	94-104	20,547	22-40
4/21	63	at Houston	L	96-99	15,436	22-41
4/22	64	at Minnesota	W	93-88	15,872	23-41
4/24	65	New Orleans	L	81-83	17,598	23-42
4/26	66	San Antonio	L	101-107	18,124	23-43

GOLDEN STATE WARRIORS 2012-13



BACK ROW (left to right): Carl Landry, Andris Biedrins, Andrew Bogut, Festus Ezeli. MIDDLE: Asst. Coach/Player Development Kris Weems, Asst. Coach Jerry DeGregorio, Draymond Green, Richard Jefferson, David Lee, Harrison Barnes, Klay Thompson, Asst. Coach Pete Myers, Asst. Coach Bob Beyer, Asst. Coach Darren Erman. FRONT: Asst. Coach Michael Malone, Kent Bazemore, Stephen Curry, Jarrett Jack, Brandon Rush, Head Coach Mark Jackson.

PLAYER	G	MIN	3-PT FG					REBOUNDS											PTS	PPG	
			FGM	FGA	FG%	3P	3PA	3P%	FTM	FTA	FT%	OFF	DEF	TOT	AST	PF	STL	TO			BLK
Curry	78	2983	626	1388	.451	272	600	.453	262	291	.900	59	255	314	539	198	126	240	12	1786	22.9
Lee	79	2907	602	1160	.519	0	4	.000	255	320	.797	218	668	886	279	246	67	207	22	1459	18.5
Thompson	82	2936	508	1205	.422	211	526	.401	132	157	.841	32	274	306	183	237	86	157	45	1359	16.6
Jack	79	2349	387	857	.452	82	203	.404	167	198	.843	21	222	243	439	134	60	157	11	1023	12.9
Landry	81	1876	325	602	.540	1	3	.333	223	273	.817	180	303	483	65	190	35	115	31	874	10.8
Barnes	81	2058	276	628	.439	52	145	.359	144	190	.758	53	280	333	98	140	52	101	14	748	9.2
Rush	2	25	6	9	.667	0	2	.000	2	3	.667	0	1	1	2	5	0	3	0	14	7.0
Bogut	32	786	83	184	.451	1	1	1.000	19	38	.500	68	177	245	67	85	20	35	55	186	5.8
Jefferson	56	568	62	136	.456	14	45	.311	38	53	.717	5	79	84	31	45	14	23	7	176	3.1
Green	79	1061	84	257	.327	14	67	.209	45	55	.818	58	202	260	53	159	42	51	25	227	2.9
Ezeli	78	1120	74	169	.438	0	0	---	43	81	.531	141	172	313	22	157	23	63	74	191	2.4
Bazemore	61	267	43	116	.371	10	34	.294	27	44	.614	5	17	22	22	27	17	18	4	123	2.0
Jenkins	47	291	35	83	.422	1	2	.500	10	18	.556	5	16	21	28	18	9	19	1	81	1.7
Machado (TOT)	6	21	3	6	.500	0	1	.000	2	2	1.000	0	1	1	6	0	2	8	0	8	1.3
Tyler	20	63	9	24	.375	0	0	---	4	6	.667	6	11	17	1	10	1	6	2	22	1.1
Thomas	5	21	0	1	.000	0	0	---	3	4	.750	0	5	5	2	1	0	1	1	3	0.6
Biedrins	53	495	10	21	.476	0	0	---	4	13	.308	34	119	153	14	101	15	14	42	24	0.5

Western Conference First Round Warriors win series 4-2

April 20	Golden State 95 at Denver 97
April 23	Golden State 131 at Denver 117
April 26	Denver 108 at Golden State 110
April 28	Denver 101 at Golden State 115
April 30	Golden State 100 at Denver 107
May 2	Denver 88 at Golden State 92

Western Conference Semifinals Spurs win series 4-2

May 6	Golden State 127 at San Antonio 129 (2OT)
May 8	Golden State 100 at San Antonio 91
May 10	San Antonio 102 at Golden State 92
May 12	San Antonio 87 at Golden State 97 (OT)
May 14	Golden State 91 at San Antonio 109
May 16	San Antonio 94 at Golden State 82

NOTES

- Under second-year Head Coach Mark Jackson, Golden State posted a 47-35 record and finished second in the Pacific Division.
- After earning the No. 6 seed in the Western Conference Playoffs, the Warriors knocked off the No. 3 seed Denver Nuggets in six games before extending the San Antonio Spurs to six games in the Western Conference Semifinals.
- David Lee, who led the NBA in double-doubles (56), earned a spot on the Western Conference All-Star Team and was named Third Team All-NBA, becoming the first Warriors All-Star since 1997 and first to earn All-NBA honors since 1993-94.
- Stephen Curry ranked seventh in the NBA in scoring with a team-leading 22.9 ppg, established a new NBA record for 3-pointers made in a season (272) and finished third in the league in 3-point field goal percentage (.453 3P%).
- Klay Thompson connected on 211 three-pointers, which also surpassed the previous Warriors franchise record.
- Harrison Barnes earned First Team All-Rookie honors after averaging 9.2 ppg and starting all 81 games in which he appeared.
- In the Playoffs, Curry paced the Warriors by averaging 23.4 ppg, scoring 20-or-more points eight times in 12 postseason games.

GAME-BY-GAME RESULTS RECORD 47-35



DATE	G	OPPONENT	W/L	SCORE	ATTENDANCE	RECORD
10/31	1	at Phoenix	W	87-85	15,678	1-0
11/2	2	Memphis	L	94-104	19,596	1-1
11/3	3	at L.A. Clippers	W	114-110	19,060	2-1
11/5	4	at Sacramento	L	92-94	17,317	2-2
11/7	5	Cleveland	W	106-96	18,124	3-2
11/9	6	at L.A. Lakers	L	77-101	18,997	3-3
11/10	7	Denver	W	101-107 (20T)	19,596	3-4
11/14	8	Atlanta	L	92-88	18,107	4-4
11/16	9	at Minnesota	W	106-98	16,013	5-4
11/18	10	at Oklahoma City	L	109-119	18,203	5-5
11/19	11	at Dallas	W	105-101 (0T)	20,034	6-5
11/21	12	Brooklyn	W	103-92	18,374	7-5
11/23	13	at Denver	L	91-102	18,523	7-6
11/24	14	Minnesota	W	96-85	19,084	8-6
11/29	15	Denver	W	106-105	17,627	9-6
12/1	16	Indiana	W	103-92	18,623	10-6
12/3	17	Orlando	L	94-102	18,117	10-7
12/5	18	at Detroit	W	104-97	11,128	11-7
12/7	19	at Brooklyn	W	109-102	17,732	12-7
12/8	20	at Washington	W	101-97	15,176	13-7
12/10	21	at Charlotte	W	104-96	13,169	14-7
12/12	22	at Miami	W	97-95	19,600	15-7
12/14	23	at Orlando	L	85-99	17,040	15-8
12/15	24	at Atlanta	W	115-93	15,145	16-8
12/18	25	New Orleans	W	103-96	19,596	17-8
12/19	26	at Sacramento	L	127-131	12,885	17-9
12/21	27	Charlotte	W	115-100	19,596	18-9
12/22	28	L.A. Lakers	L	115-118 (0T)	19,596	18-10
12/26	29	at Utah	W	94-83	19,404	19-10
12/28	30	Philadelphia	W	96-89	19,596	20-10
12/29	31	Boston	W	101-83	19,596	21-10
1/2	32	L.A. Clippers	W	115-94	19,596	22-10
1/5	33	at L.A. Clippers	L	89-115	19,323	22-11
1/9	34	Memphis	L	87-94	19,596	22-12
1/11	35	Portland	W	103-97	19,596	23-12
1/13	36	at Denver	L	105-116	15,861	23-13
1/16	37	Miami	L	75-92	19,596	23-14
1/18	38	at San Antonio	L	88-95	18,581	23-15
1/19	39	at New Orleans	W	116-112	15,472	24-15
1/21	40	L.A. Clippers	W	106-99	19,596	25-15
1/23	41	Oklahoma City	W	104-99	19,596	26-15
1/25	42	at Chicago	L	97-103	21,756	26-16
1/26	43	at Milwaukee	L	102-109	16,937	26-17
1/28	44	at Toronto	W	114-102	15,914	27-17
1/29	45	at Cleveland	W	108-95	13,939	28-17
1/31	46	Dallas	W	100-97	19,596	29-17
2/2	47	Phoenix	W	113-93	19,596	30-17
2/5	48	at Houston	L	109-140	15,453	30-18
2/6	49	at Oklahoma City	L	98-119	18,203	30-19
2/8	50	at Memphis	L	93-99	16,701	30-20
2/9	51	at Dallas	L	91-116	20,355	30-21
2/12	52	Houston	L	107-116	19,596	30-22
2/19	53	at Utah	L	101-115	18,231	30-23
2/20	54	Phoenix	W	108-98	19,596	31-23
2/22	55	San Antonio	W	107-101 (0T)	19,596	32-23
2/24	56	at Minnesota	W	100-99	18,033	33-23
2/26	57	at Indiana	L	97-108	14,426	33-24
2/27	58	at New York	L	105-109	19,033	33-25
3/1	59	at Boston	L	86-94	18,624	33-26
3/2	60	at Philadelphia	L	97-104	17,929	33-27
3/4	61	Toronto	W	125-118	19,596	34-27
3/6	62	Sacramento	W	87-83	19,596	35-27
3/8	63	Houston	L	88-94	19,596	35-28
3/9	64	Milwaukee	L	93-103	19,596	35-29
3/11	65	New York	W	92-63	19,596	36-29
3/13	66	Detroit	W	105-97	19,596	37-29
3/15	67	Chicago	L	95-113	19,596	37-30
3/17	68	at Houston	W	108-78	18,219	38-30
3/18	69	at New Orleans	W	93-72	11,844	39-30
3/20	70	at San Antonio	L	93-104	17,751	39-31
3/23	71	Washington	W	101-92	19,596	40-31
3/25	72	L.A. Lakers	W	109-103	19,596	41-31
3/27	73	Sacramento	L	98-105	19,596	41-32
3/30	74	Portland	W	125-97	19,596	42-32
4/3	75	New Orleans	W	98-88	19,596	43-32
4/5	76	at Phoenix	W	111-107	18,422	44-32
4/7	77	Utah	L	90-97	19,596	44-33
4/9	78	Minnesota	W	105-89	19,596	45-33
4/11	79	Oklahoma City	L	97-116	19,596	45-34
4/12	80	at L.A. Lakers	L	116-118	18,997	45-35
4/15	81	San Antonio	W	116-106	19,596	46-35
4/17	82	at Portland	W	99-88	20,261	47-35

GOLDEN STATE WARRIORS 2013-14



BACK ROW (left to right): Video Coordinator John Fahey, Strength & Conditioning Coach Michael Roncarati, Hilton Armstrong, Ognjen Kuzmic, Andrew Bogut, Festus Ezeli, Jermaine O'Neal, Asst. Video Coordinator Chris DeMarco, Director of Team Security Ralph Walker. MIDDLE: Video Intern B.J. Domingo, Director of Team Services Eric Housen, Advance Scout Chris Thomas, Asst. Coach Lindsey Hunter, Nemanja Nedovic, Draymond Green, David Lee, Marreese Speights, Harrison Barnes, Klay Thompson, Asst. Coach Jerry DeGregorio, Asst. Coach/Player Development Joe Boylan, Asst. Equipment Manager Zach Cohen, Video Intern Samson Kayode. FRONT: Asst. Athletic Trainer Drew Yoder, Head Athletic Trainer JoHan Wang, Asst. Coach Pete Myers, Jordan Crawford, Stephen Curry, Steve Blake, Andre Iguodala, Head Coach Mark Jackson, Director of Athletic Performance/Asst. Coach Keke Lyles.

PLAYER	G	MIN	3-PT FG			REBOUNDS			FTM	FTA	FT%	REBOUNDS			AST	PF	STL	TO	BLK	PTS	PPG
			3P	3PA	3P%	OFF	DEF	TOT													
Curry	78	2846	652	1383	.471	261	615	.424	308	348	.885	46	288	334	666	194	127	294	14	1873	24.0
Thompson	81	2868	559	1259	.444	223	535	.417	147	185	.795	38	211	249	181	234	74	135	37	1488	18.4
Lee	69	2288	513	981	.523	0	1	.000	231	296	.780	182	461	643	147	206	48	152	26	1257	18.2
Crawford (TOT)	81	1860	327	788	.415	90	285	.316	146	169	.864	28	155	183	281	120	47	134	5	890	11.0
Crawford (GS)	42	661	139	333	.417	40	128	.313	36	43	.837	10	53	63	57	44	13	50	2	354	8.4
Barnes	78	2204	271	679	.399	66	190	.347	130	181	.718	66	245	311	116	158	65	84	20	738	9.5
Iguodala	63	2040	220	458	.480	62	175	.354	86	132	.652	53	240	293	263	103	95	100	18	588	9.3
O'Neal	44	883	125	248	.504	0	0	---	99	132	.750	85	157	242	25	102	14	52	40	349	7.9
Bogut	67	1769	235	375	.627	0	0	---	22	64	.344	182	489	671	112	210	48	97	121	492	7.3
Blake (TOT)	55	1498	133	353	.377	79	210	.376	33	43	.767	13	146	159	307	85	54	102	8	378	6.9
Blake (GS)	28	607	45	120	.375	27	79	.342	5	8	.625	5	51	56	102	36	20	31	6	122	4.4
Speights	79	982	195	442	.441	8	31	.258	110	134	.821	101	189	290	32	148	10	66	34	508	6.4
Green	82	1797	187	459	.407	55	165	.333	82	123	.667	86	323	409	152	231	102	91	72	511	6.2
Douglas	24	265	32	86	.372	19	59	.322	5	8	.625	4	22	26	19	34	6	16	2	88	3.7
Bazemore	44	268	36	97	.371	10	39	.256	19	36	.528	5	35	40	20	42	12	28	6	101	2.3
Brooks	7	15	5	13	.385	0	2	.000	3	4	.750	1	4	5	0	1	0	1	0	13	1.9
Armstrong	15	97	9	19	.474	0	0	---	7	16	.438	19	28	47	5	11	4	6	4	25	1.7
Nedovic	24	142	8	39	.205	3	18	.167	7	8	.875	3	12	15	13	13	0	13	1	26	1.1
Kuzmic	21	92	5	13	.385	0	0	---	5	11	.455	10	11	21	2	17	3	10	4	15	0.7
Dedmon	4	6	0	1	.000	0	0	---	1	2	.500	0	0	0	0	1	0	0	0	1	0.3

Western Conference First Round

Clippers win series 4-3

April 19	Golden State 109 at L.A. Clippers 105
April 21	Golden State 98 at L.A. Clippers 138
April 24	L.A. Clippers 98 at Golden State 96
April 27	L.A. Clippers 97 at Golden State 118
April 29	Golden State 103 at L.A. Clippers 113
May 1	L.A. Clippers 99 at Golden State 100
May 3	Golden State 121 at L.A. Clippers 126

NOTES

- Finished regular-season with a 51-31 record, marking the team's first 50-win season since 1993-94.
- Team earned its second consecutive playoff berth, marking first back-to-back appearances since the 1990-91 & 1991-92 seasons.
- Stephen Curry, who ranked seventh in the NBA in scoring (24.0 ppg), fifth in assists (8.5 apg) and first in 3-point field goals (261), earned All-NBA Second Team honors and became the first Warrior voted to start the NBA All-Star Game since 1995.
- Andre Iguodala was named NBA All-Defensive First Team, becoming first Warrior to earn recognition since Nate Thurmond in 1971.
- Klay Thompson and Curry formed the highest-scoring backcourt in the NBA (42.4 ppg) and combined to make more 3-point field goals (484) than any teammate tandem in NBA history, besting their own record of 483 from the previous season.
- Warriors posted a 30-13 record when using opening night starting five of Curry, Thompson, Iguodala, David Lee and Andrew Bogut.
- In the Playoffs, Curry led the team in scoring at 23.0 ppg, as the sixth-seeded Warriors stretched the L.A. Clippers to seven games.

GAME-BY-GAME RESULTS RECORD 51-31



DATE	G	OPPONENT	W/L	SCORE	ATTENDANCE	RECORD
10/30	1	L.A. Lakers	W	125-94	19,596	1-0
10/31	2	at L.A. Clippers	L	115-126	19,060	1-1
11/2	3	Sacramento	W	98-87	19,596	2-1
11/4	4	at Philadelphia	W	110-90	11,089	3-1
11/6	5	at Minnesota	W	106-93	15,559	4-1
11/8	6	at San Antonio	L	74-76	18,581	4-2
11/9	7	at Memphis	L	90-108	16,989	4-3
11/12	8	Detroit	W	113-95	19,596	5-3
11/14	9	Oklahoma City	W	116-115	19,596	6-3
11/16	10	Utah	W	102-88	19,596	7-3
11/18	11	at Utah	W	98-87	16,051	8-3
11/20	12	Memphis	L	81-88 (OT)	19,596	8-4
11/22	13	at L.A. Lakers	L	95-102	18,997	8-5
11/23	14	Portland	L	101-113	19,596	8-6
11/26	15	at New Orleans	W	102-101	15,330	9-6
11/27	16	at Dallas	L	99-103	20,211	9-7
11/29	17	at Oklahoma City	L	112-113 (OT)	18,203	9-8
12/1	18	at Sacramento	W	115-113	15,588	10-8
12/3	19	Toronto	W	112-103	19,596	11-8
12/6	20	at Houston	L	83-100	18,145	11-9
12/7	21	at Memphis	W	108-82	15,088	12-9
12/9	22	at Charlotte	L	110-115	13,129	12-10
12/11	23	Dallas	W	95-93	19,596	13-10
12/13	24	Houston	L	112-116	19,596	13-11
12/15	25	at Phoenix	L	102-106	14,393	13-12
12/17	26	New Orleans	W	104-93	19,596	14-12
12/19	27	San Antonio	L	102-104	19,596	14-13
12/21	28	L.A. Lakers	L	102-83	19,596	15-13
12/23	29	at Denver	W	89-81	18,551	16-13
12/25	30	L.A. Clippers	W	105-103	19,596	17-13
12/27	31	Phoenix	W	115-86	19,596	18-13
12/29	32	at Cleveland	W	108-104 (OT)	19,384	19-13
12/31	33	at Orlando	W	94-81	15,062	20-13
1/2	34	at Miami	W	123-114	20,350	21-13
1/3	35	at Atlanta	W	101-100	15,210	22-13
1/5	36	at Washington	W	112-96	17,390	23-13
1/7	37	at Milwaukee	W	101-80	11,739	24-13
1/8	38	at Brooklyn	L	98-102	17,732	24-14
1/10	39	Boston	W	99-97	19,596	25-14
1/15	40	Denver	L	116-123	19,596	25-15
1/17	41	at Oklahoma City	L	121-127	18,203	25-16
1/18	42	at New Orleans	W	97-87	18,045	26-16
1/20	43	Indiana	L	94-102	19,596	26-17
1/24	44	Minnesota	L	120-121	19,596	26-18
1/26	45	Portland	W	103-88	19,596	27-18
1/28	46	Washington	L	85-88	19,596	27-19
1/30	47	L.A. Clippers	W	111-92	19,596	28-19
1/31	48	at Utah	W	95-90	19,911	29-19
2/4	49	Charlotte	L	75-91	19,596	29-20
2/6	50	Chicago	W	102-87	19,596	30-20
2/8	51	at Phoenix	L	109-122	17,846	30-21
2/10	52	Philadelphia	W	123-80	19,596	31-21
2/12	53	Miami	L	110-111	19,596	31-22
2/19	54	at Sacramento	W	101-92	17,317	32-22
2/20	55	Houston	W	102-99 (OT)	19,596	33-22
2/22	56	Brooklyn	W	93-86	19,596	34-22
2/24	57	at Detroit	W	104-96	14,071	35-22
2/26	58	at Chicago	L	83-103	21,701	35-23
2/28	59	at New York	W	126-103	19,812	36-23
3/2	60	at Toronto	L	98-104	18,658	36-24
3/4	61	at Indiana	W	98-96	18,165	37-24
3/5	62	at Boston	W	108-88	18,155	38-24
3/7	63	Atlanta	W	111-97	19,596	39-24
3/9	64	Phoenix	W	113-107	19,596	40-24
3/11	65	Dallas	W	108-85	19,596	41-24
3/12	66	at L.A. Clippers	L	98-111	19,570	41-25
3/14	67	Cleveland	L	93-104	19,596	41-26
3/16	68	at Portland	W	113-112	20,063	42-26
3/18	69	Orlando	W	103-89	19,596	43-26
3/20	70	Milwaukee	W	115-110	19,596	44-26
3/22	71	San Antonio	L	90-99	19,596	44-27
3/28	72	Memphis	W	100-93	19,596	45-27
3/30	73	New York	L	89-94	19,596	45-28
4/1	74	at Dallas	W	122-120 (OT)	20,423	46-28
4/2	75	at San Antonio	L	90-111	18,581	46-29
4/4	76	Sacramento	W	102-69	19,596	47-29
4/6	77	Utah	W	130-102	19,596	48-29
4/10	78	Denver	L	99-100	19,596	48-30
4/11	79	at L.A. Lakers	W	112-95	18,997	49-30
4/13	80	at Portland	L	117-119 (OT)	19,995	49-31
4/14	81	Minnesota	W	130-120	19,596	50-31
4/16	82	at Denver	W	116-112	17,232	51-31

GOLDEN STATE WARRIORS 2014-15



BACK ROW (left to right): Marreese Speights, Andrew Bogut, Ognjen Kuzmic, Festus Ezeli, James Michael McAdoo. MIDDLE: Assistant Coach Ron Adams, Brandon Rush, Draymond Green, Shaun Livingston, David Lee, Harrison Barnes, Klay Thompson, Player Development Coach Bruce Fraser. FRONT: Player Development Coach Jarron Collins, Assistant Coach Luke Walton, Leandro Barbosa, Stephen Curry, Andre Iguodala, Justin Holiday, Head Coach Steve Kerr, Associate Head Coach Alvin Gentry.

PLAYER	G	MIN	3-PT FG							REBOUNDS							PTS	PPG			
			FGM	FGA	FG%	3P	3PA	3P%	FTM	FTA	FT%	OFF	DEF	TOT	AST	PF			STL	TO	BLK
Curry	80	2613	653	1341	.487	286	646	.443	308	337	.914	56	285	341	619	158	163	249	16	1900	23.8
Thompson	77	2455	602	1299	.463	239	545	.439	225	256	.879	27	220	247	222	122	87	149	60	1668	21.7
Green	79	2490	339	765	.443	111	329	.337	132	200	.660	114	533	647	291	253	123	133	99	921	11.7
Speights	76	1207	318	646	.492	5	18	.278	150	178	.843	109	216	325	72	189	20	82	34	791	10.4
Barnes	82	2318	316	656	.482	87	215	.405	108	150	.720	117	336	453	116	146	61	71	19	827	10.1
Lee	49	904	160	313	.511	0	2	.000	68	104	.654	81	176	257	85	83	31	49	26	388	7.9
Iguodala	77	2069	231	496	.466	74	212	.349	68	114	.596	44	213	257	228	100	89	88	25	604	7.8
Barbosa	66	982	183	386	.474	43	112	.384	58	74	.784	23	68	91	99	87	41	44	8	467	7.1
Bogut	67	1583	200	355	.563	0	0	---	22	42	.524	141	402	543	180	188	39	106	113	422	6.3
Livingston	78	1468	198	396	.500	0	2	.000	65	91	.714	43	140	183	259	110	49	102	20	461	5.9
Ezeli	46	504	76	139	.547	0	0	---	49	78	.628	60	95	155	9	77	7	32	42	201	4.4
Holiday	59	657	91	235	.387	35	109	.321	37	45	.822	12	61	73	48	54	40	29	12	254	4.3
McAdoo	15	137	24	44	.545	0	0	---	14	25	.560	15	22	37	2	21	5	6	9	62	4.1
Kuzmic	16	72	8	12	.667	0	0	---	4	4	1.000	7	10	17	6	13	2	5	1	20	1.3
Rush	33	271	11	54	.204	3	27	.111	5	11	.455	4	37	41	12	27	5	11	12	30	0.9

Western Conference First Round - Warriors Win Series 4-0

April 18	New Orleans 99 at Golden State 106
April 20	New Orleans 87 at Golden State 97
April 23	Golden State 123 at New Orleans 119 (ot)
April 25	Golden State 109 at New Orleans 98

Western Conference Semifinals - Warriors Win Series 4-2

May 3	Memphis 86 at Golden State 101
May 5	Memphis 97 at Golden State 90
May 9	Golden State 89 at Memphis 99
May 11	Golden State 101 at Memphis 84
May 13	Memphis 78 at Golden State 98
May 15	Golden State 108 at Memphis 95

Western Conference Finals - Warriors Win Series 4-1

May 19	Houston 106 at Golden State 110
May 21	Houston 98 at Golden State 99
May 23	Golden State 115 at Houston 80
May 25	Golden State 115 at Houston 128
May 27	Houston 90 at Golden State 104

NBA Finals - Warriors Win Series 4-2

June 4	Cleveland 100 at Golden State 108 (ot)
June 7	Cleveland 95 at Golden State 93 (ot)
June 9	Golden State 91 at Cleveland 96
June 11	Golden State 103 at Cleveland 82
June 14	Cleveland 91 at Golden State 104
June 16	Golden State 105 at Cleveland 97

NOTES

- Established a then-franchise record for wins in the regular season, posting a 67-15 (.817) mark.
- Claimed the NBA Championship for the first time in 40 years, marking the fourth title in franchise history.
- The 83 combined wins between regular season and playoffs was, at the time, third-most in NBA history.
- Team posted a 39-2 mark at home, 28-13 on the road, and a 16-game winning streak, all franchise records.
- Stephen Curry was named league MVP, joining Wilt Chamberlain as the only two players in franchise history to win the award.
- Draymond Green (First Team) and Andrew Bogut (Second Team) both earned NBA All-Defensive Team honors.
- Curry (First Team) and backcourt mate Klay Thompson (Third Team) earned All-NBA recognition and were both All-Stars.
- Andre Iguodala started the final three games of the NBA Finals after not starting all season and was named NBA Finals MVP.
- Head Coach Steve Kerr posted the most regular-season victories by any first-year head coach in NBA history.

GAME-BY-GAME RESULTS RECORD 67-15



NBA CHAMPIONS

DATE	G	OPPONENT	W/L	SCORE	ATTENDANCE	RECORD
10/29	1	at Sacramento	W	95-77	17,317	1-0
11/01	2	L.A. Lakers	W	127-104	19,596	2-0
11/02	3	at Portland	W	95-90	19,441	3-0
11/05	4	L.A. Clippers	W	121-104	19,596	4-0
11/08	5	at Houston	W	98-87	18,312	5-0
11/09	6	at Phoenix	L	95-107	16,046	5-1
11/11	7	San Antonio	L	100-113	19,596	5-2
11/13	8	Brooklyn	W	107-99	19,596	6-2
11/15	9	Charlotte	W	112-87	19,596	7-2
11/16	10	at L.A. Lakers	W	136-115	18,997	8-2
11/21	11	Utah	W	101-88	19,596	9-2
11/23	12	at Oklahoma City	W	91-86	18,203	10-2
11/25	13	at Miami	W	114-97	19,647	11-2
11/26	14	at Orlando	W	111-96	17,702	12-2
11/28	15	at Charlotte	W	106-101	19,381	13-2
11/30	16	at Detroit	W	104-93	12,737	14-2
12/02	17	Orlando	W	98-97	19,596	15-2
12/04	18	New Orleans	W	112-85	19,596	16-2
12/06	19	at Chicago	W	112-102	22,353	17-2
12/08	20	at Minnesota	W	102-86	10,296	18-2
12/10	21	Houston	W	105-93	19,596	19-2
12/13	22	at Dallas	W	105-98	20,317	20-2
12/14	23	at New Orleans	W	128-122 (OT)	15,037	21-2
12/16	24	at Memphis	L	98-105	18,119	21-3
12/18	25	Oklahoma City	W	114-109	19,596	22-3
12/22	26	Sacramento	W	128-108	19,596	23-3
12/23	27	at L.A. Lakers	L	105-115	18,997	23-4
12/25	28	at L.A. Clippers	L	86-100	19,540	23-5
12/27	29	Minnesota	W	110-97	19,596	24-5
12/30	30	Philadelphia	W	126-86	19,596	25-5
1/02	31	Toronto	W	126-105	19,596	26-5
1/05	32	Oklahoma City	W	117-91	19,596	27-5
1/07	33	Indiana	W	117-102	19,596	28-5
1/09	34	Cleveland	W	112-94	19,596	29-5
1/13	35	at Utah	W	116-105	19,911	30-5
1/14	36	Miami	W	104-89	19,596	31-5
1/16	37	at Oklahoma City	L	115-127	18,203	31-6
1/17	38	at Houston	W	131-106	18,458	32-6
1/19	39	Denver	W	122-79	19,596	33-6
1/21	40	Houston	W	126-113	19,596	34-6
1/23	41	Sacramento	W	126-101	19,596	35-6
1/25	42	Boston	W	114-111	19,596	36-6
1/27	43	Chicago	L	111-113 (OT)	19,596	36-7
1/30	44	at Utah	L	100-110	19,295	36-8
1/31	45	Phoenix	W	106-87	19,596	37-8
2/03	46	at Sacramento	W	121-96	17,317	38-8
2/04	47	Dallas	W	128-114	19,596	39-8
2/06	48	at Atlanta	L	116-124	19,255	39-9
2/07	49	at New York	W	106-92	19,812	40-9
2/09	50	at Philadelphia	W	89-84	16,247	41-9
2/11	51	at Minnesota	W	91-94	14,303	42-9
2/20	52	San Antonio	W	110-99	19,596	43-9
2/22	53	at Indiana	L	98-104	17,789	43-10
2/24	54	at Washington	W	114-107	20,356	44-10
2/26	55	at Cleveland	L	99-110	20,562	44-11
2/27	56	at Toronto	W	113-89	19,800	45-11
3/01	57	at Boston	W	106-101	18,624	46-11
3/02	58	at Brooklyn	L	108-110	17,732	46-12
3/04	59	Milwaukee	W	102-93	19,596	47-12
3/06	60	Dallas	W	104-89	19,596	48-12
3/08	61	L.A. Clippers	W	106-98	19,596	49-12
3/09	62	at Phoenix	W	98-80	18,055	50-12
3/11	63	Detroit	W	105-98	19,596	51-12
3/13	64	at Denver	L	103-114	19,155	51-13
3/14	65	New York	W	125-94	19,596	52-13
3/16	66	L.A. Lakers	W	108-105	19,596	53-13
3/18	67	Atlanta	W	114-95	19,596	54-13
3/20	68	New Orleans	W	112-96	19,596	55-13
3/21	69	Utah	W	106-91	19,596	56-13
3/23	70	Washington	W	107-76	19,596	57-13
3/24	71	at Portland	W	122-108	19,985	58-13
3/27	72	at Memphis	W	107-84	18,119	59-13
3/28	73	at Milwaukee	W	108-95	18,717	60-13
3/31	74	at L.A. Clippers	W	110-106	19,601	61-13
4/02	75	Phoenix	W	107-106	19,596	62-13
4/04	76	at Dallas	W	123-110	20,407	63-13
4/05	77	at San Antonio	L	92-107	18,581	63-14
4/07	78	at New Orleans	L	100-103	18,097	63-15
4/09	79	Portland	W	116-105	19,596	64-15
4/11	80	Minnesota	W	110-101	19,596	65-15
4/13	81	Memphis	W	111-107	19,596	66-15
4/15	82	Denver	W	133-126	19,596	67-15

GOLDEN STATE WARRIORS 2015-16



BACK ROW (left to right): Marreese Speights, Festus Ezeli, Andrew Bogut, Anderson Varejao, James Michael McAdoo. MIDDLE: Player Development Coach Chris DeMarco, Brandon Rush, Draymond Green, Shaun Livingston, Kevon Looney, Harrison Barnes, Klay Thompson, Player Development Coach Bruce Fraser. FRONT: Assistant Coach Jarron Collins, Assistant Coach Luke Walton, Leandro Barbosa, Stephen Curry, Andre Iguodala, Ian Clark, Head Coach Steve Kerr, Assistant Coach Ron Adams.

PLAYER	G	MIN	3-PT FG							REBOUNDS											
			FGM	FGA	PCT	FG	FGA	PCT	FTM	FTA	PCT	OFF	DEF	TOT	AST	PF	STL	TO	BLK	PTS	AVG
Curry	79	2700	805	1598	.504	402	886	.454	363	400	908	68	362	430	527	161	169	262	15	2375	30.1
K. Thompson	80	2666	651	1386	.470	276	650	.425	193	221	873	35	271	306	166	152	60	138	49	1771	22.1
Green	81	2808	401	819	.490	100	258	.388	229	329	696	134	635	769	598	240	119	259	113	1131	14.0
Barnes	66	2042	295	633	.466	82	214	.383	102	134	.761	77	248	325	117	136	41	57	10	774	11.7
Speights	72	832	197	456	.432	24	62	.387	94	114	.825	77	162	239	61	117	19	66	34	512	7.1
Iguodala	65	1732	176	368	.478	54	154	.351	51	83	.614	52	211	263	219	102	73	79	19	457	7.0
Ezeli	46	770	125	228	.548	0	0	---	70	132	.530	91	166	257	32	94	18	38	50	320	7.0
Barbosa	68	1079	171	370	.462	39	110	.355	52	62	.839	28	89	117	82	107	44	53	10	433	6.4
Livingston	78	1520	203	379	.536	2	12	.167	80	93	.860	42	127	169	237	140	57	78	27	488	6.3
Bogut	70	1451	175	279	.627	1	1	1.000	24	50	.480	121	371	492	162	221	33	83	114	375	5.4
Rush	72	1055	111	260	.427	65	157	.414	18	28	.643	21	160	181	57	57	20	33	23	305	4.2
Clark	66	578	89	202	.441	30	84	.357	28	34	.824	13	55	68	64	58	17	43	13	236	3.6
McAdoo	41	262	45	84	.536	1	2	.500	26	49	.531	30	28	587	17	39	10	16	8	117	2.9
Varejao (TOT)	53	496	53	124	.427	0	1	.000	32	50	.640	37	104	141	35	70	16	22	10	138	2.6
Varejao (GS)	22	186	21	48	.438	0	0	---	16	29	.552	13	37	50	15	35	5	6	5	58	2.6
J. Thompson	28	179	20	42	.476	0	0	---	20	32	.625	10	44	54	19	40	4	7	8	60	2.1
Looney	5	21	4	7	.571	1	2	.500	0	0	---	4	6	10	0	2	0	1	0	9	1.8

Western Conference First Round - Warriors Win Series 4-1

April 16	Houston 78 at Golden State 104
April 18	Houston 106 at Golden State 115
April 21	Golden State 96 at Houston 97
April 24	Golden State 121 at Houston 94
April 27	Houston 81 at Golden State 114

Western Conference Semifinals - Warriors Win Series 4-1

May 1	Portland 106 at Golden State 118
May 3	Portland 99 at Golden State 110
May 7	Golden State 108 at Portland 120
May 9	Golden State 132 at Portland 125 (ot)
May 11	Portland 121 at Golden State 125

Western Conference Finals - Warriors Win Series 4-3

May 16	Oklahoma City 108 at Golden State 102
May 18	Oklahoma City 91 at Golden State 118
May 22	Golden State 105 at Oklahoma City 133
May 24	Golden State 94 at Oklahoma City 118
May 26	Oklahoma City 111 at Golden State 120
May 28	Golden State 108 at Oklahoma City 101
May 30	Oklahoma City 88 at Golden State 96

NBA Finals - Cavaliers Win Series 4-3

June 2	Cleveland 89 at Golden State 104
June 5	Cleveland 77 at Golden State 110
June 8	Golden State 90 at Cleveland 120
June 10	Golden State 108 at Cleveland 97
June 13	Cleveland 112 at Golden State 97
June 16	Golden State 101 at Cleveland 115
June 19	Cleveland 93 at Golden State 89

NOTES

- Established a new NBA record for most wins in the regular season, posting a 73-9 (.890) mark.
- Returned to NBA Finals for second-straight season, falling to Cleveland in seven games.
- Began the season 24-0, marking the best start to a season in major professional sports history.
- Established NBA-record by winning 54-straight home games dating back to previous season.
- Stephen Curry became the NBA's first-ever unanimous MVP selection, winning the award for the second-straight season.
- Curry (First Team), Draymond Green (Second Team) and Klay Thompson (Third Team) earned All-NBA recognition and were all members of the Western Conference All-Star Team... Green also earned First Team All-Defense honors.
- Steve Kerr was named NBA Coach of the Year, becoming the third coach in franchise history to win the award.
- As Kerr missed the first 43 games of season recovering from back surgeries, Assistant Coach Luke Walton guided team to 39-4 start.

GAME-BY-GAME RESULTS RECORD 73-9



WESTERN CONFERENCE CHAMPIONS

DATE	G	OPPONENT	W/L	SCORE	ATTENDANCE	RECORD
10/27	1	New Orleans	W	111-95	19,596	1-0
10/30	2	at Houston	W	112-92	18,142	2-0
10/31	3	at New Orleans	W	134-120	18,406	3-0
11/2	4	Memphis	W	119-69	19,596	4-0
11/4	5	L.A. Clippers	W	112-108	19,596	5-0
11/6	6	Denver	W	119-104	19,596	6-0
11/7	7	at Sacramento	W	103-94	17,317	7-0
11/9	8	Detroit	W	109-95	19,596	8-0
11/11	9	at Memphis	W	100-84	18,119	9-0
11/12	10	at Minnesota	W	129-116	16,130	10-0
11/14	11	Brooklyn	W	107-99 (ot)	19,596	11-0
11/17	12	Toronto	W	115-110	19,596	12-0
11/19	13	at L.A. Clippers	W	124-117	19,528	13-0
11/20	14	Chicago	W	106-94	19,596	14-0
11/22	15	at Denver	W	118-105	17,689	15-0
11/24	16	L.A. Lakers	W	111-77	19,596	16-0
11/27	17	at Phoenix	W	135-116	18,055	17-0
11/28	18	Sacramento	W	120-101	19,596	18-0
11/30	19	at Utah	W	106-103	19,911	19-0
12/2	20	at Charlotte	W	117-99	19,542	20-0
12/5	21	at Toronto	W	112-109	20,160	21-0
12/6	22	at Brooklyn	W	114-98	17,732	22-0
12/8	23	at Indiana	W	131-123	18,165	23-0
12/11	24	at Boston	W	124-119 (2ot)	18,624	24-0
12/12	25	at Milwaukee	L	95-108	18,717	24-1
12/16	26	Phoenix	W	128-103	19,596	25-1
12/18	27	Milwaukee	W	121-112	19,596	26-1
12/23	28	Utah	W	103-85	19,596	27-1
12/25	29	Cleveland	W	89-83	19,596	28-1
12/28	30	Sacramento	W	122-103	19,596	29-1
12/30	31	at Dallas	L	91-114	20,494	29-2
12/31	32	at Houston	W	114-110	18,313	30-2
1/2	33	Denver	W	111-108 (ot)	19,596	31-2
1/4	34	Charlotte	W	111-101	19,596	32-2
1/5	35	at L.A. Lakers	W	109-88	18,997	33-2
1/8	36	at Portland	W	128-108	20,035	34-2
1/9	37	at Sacramento	W	128-116	17,317	35-2
1/11	38	Miami	W	111-103	19,596	36-2
1/13	39	at Denver	L	110-112	18,004	36-3
1/14	40	L.A. Lakers	W	116-98	19,596	37-3
1/16	41	at Detroit	L	95-113	21,584	37-4
1/18	42	at Cleveland	W	132-98	20,562	38-4
1/20	43	at Chicago	W	125-94	23,152	39-4
1/22	44	Indiana	W	122-110	19,596	40-4
1/25	45	San Antonio	W	120-90	19,596	41-4
1/27	46	Dallas	W	127-107	19,596	42-4
1/30	47	at Philadelphia	W	108-105	20,798	43-4
1/31	48	at New York	W	116-95	19,812	44-4
2/3	49	at Washington	W	134-121	20,356	45-4
2/6	50	Oklahoma City	W	116-108	19,596	46-4
2/9	51	Houston	W	123-110	19,596	47-4
2/10	52	at Phoenix	W	112-104	18,055	48-4
2/19	53	at Portland	L	105-137	20,100	48-5
2/20	54	at L.A. Clippers	W	115-112	19,585	49-5
2/22	55	at Atlanta	W	102-92	19,330	50-5
2/24	56	at Miami	W	118-112	19,899	51-5
2/25	57	at Orlando	W	130-114	19,189	52-5
2/27	58	at Oklahoma City	W	121-118 (ot)	18,203	53-5
3/01	59	Atlanta	W	109-105 (ot)	19,596	54-5
3/3	60	Oklahoma City	W	121-106	19,596	55-5
3/6	61	at L.A. Lakers	L	95-112	18,997	55-6
3/7	62	Orlando	W	119-113	19,596	56-6
3/9	63	Utah	W	115-94	19,596	57-6
3/11	64	Portland	W	128-112	19,596	58-6
3/12	65	Phoenix	W	123-116	19,596	59-6
3/14	66	New Orleans	W	125-107	19,596	60-6
3/16	67	New York	W	121-85	19,596	61-6
3/18	68	at Dallas	W	130-112	20,515	62-6
3/19	69	at San Antonio	L	79-87	18,825	62-7
3/21	70	at Minnesota	W	109-104	19,452	63-7
3/23	71	L.A. Clippers	W	114-98	19,596	64-7
3/25	72	Dallas	W	128-120	19,596	65-7
3/27	73	Philadelphia	W	117-105	19,596	66-7
3/29	74	Washington	W	102-94	19,596	67-7
3/30	75	at Utah	W	103-96	19,911	68-7
4/1	76	Boston	L	106-109	19,596	68-8
4/3	77	Portland	W	136-111	19,596	69-8
4/5	78	Minnesota	L	117-124 (ot)	19,596	69-9
4/7	79	San Antonio	W	112-101	19,596	70-9
4/9	80	at Memphis	W	100-99	18,119	71-9
4/10	81	at San Antonio	W	92-86	18,658	72-9
4/13	82	Memphis	W	125-104	19,596	73-9

GOLDEN STATE WARRIORS 2016-17



BACK ROW (left to right): David West, Kevin Durant, JaVale McGee, Damian Jones, Zaza Pachulia. MIDDLE: Assistant Coach/Player Development Willie Green, Assistant Coach/Player Development Chris DeMarco, Patrick McCaw, Shaun Livingston, Kevon Looney, James Michael McAdoo, Matt Barnes, Klay Thompson, Assistant Coach/Player Development Bruce Fraser. FRONT: Assistant Coach Ron Adams, Assistant Coach Jarron Collins, Draymond Green, Stephen Curry, Andre Iguodala, Ian Clark, Head Coach Steve Kerr, Assistant Coach Mike Brown.

PLAYER	G	MIN	3-PT FG					REBOUNDS													
			FGM	FGA	PCT	FG	FGA	PCT	FTM	FTA	PCT	OFF	DEF	TOT	AST	PF	STL	TO	BLK	PTS	AVG
Curry	79	2639	675	1443	.468	324	789	.411	325	362	.898	61	292	353	524	183	142	239	17	1999	25.3
Durant	62	2070	551	1026	.537	117	312	.375	336	384	.875	39	474	513	300	117	66	138	99	1555	25.1
Thompson	78	2649	644	1376	.468	268	647	.414	186	218	.853	49	236	285	160	139	66	128	40	1742	22.3
Green	76	2471	272	650	.418	81	263	.308	151	213	.709	98	501	599	533	217	154	184	106	776	10.2
Iguodala	76	1998	219	415	.528	64	177	.362	72	102	.706	51	253	304	261	97	76	58	39	574	7.6
Barnes (TOT)	74	1776	185	473	.391	87	263	.331	70	89	.787	70	314	384	195	185	48	107	26	527	7.1
Barnes (GS)	20	410	38	90	.422	18	52	.346	20	23	.870	15	76	91	45	47	12	24	9	114	5.7
Clark	77	1137	211	433	.487	61	163	.374	44	58	.759	22	99	121	90	77	39	55	8	527	6.8
McGee	77	739	208	319	.652	0	3	.000	56	111	.505	100	144	244	17	109	19	40	67	472	6.1
Pachulia	70	1268	164	307	.534	0	2	.000	98	126	.778	140	270	410	132	166	59	87	33	426	6.1
Livingston	76	1345	173	316	.547	1	3	.333	42	60	.700	28	123	151	139	120	38	62	20	389	5.1
West	68	854	135	252	.536	3	8	.375	43	56	.768	47	156	203	151	105	42	78	48	316	4.6
McCaw	71	1074	106	245	.433	41	123	.333	29	37	.784	21	79	100	77	62	32	36	15	282	4.0
McAdoo	52	457	62	117	.530	2	8	.250	21	42	.500	34	57	91	18	47	18	19	29	147	2.8
Looney	53	447	56	107	.523	2	9	.222	21	34	.618	44	80	124	29	64	15	17	17	135	2.5
D. Jones	10	85	8	16	.500	0	0	---	3	10	.300	9	14	23	0	15	1	6	4	19	1.9
Weber	7	46	5	14	.357	0	3	.000	2	3	.667	0	4	4	5	4	3	3	1	12	1.7
Varejao	14	92	5	14	.357	0	0	---	8	11	.727	12	15	27	10	16	3	8	3	18	1.3

Western Conference First Round - Warriors Win Series 4-0

April 16	Portland 109 at Golden State 121
April 19	Portland 81 at Golden State 110
April 22	Golden State 119 at Portland 113
April 24	Golden State 128 at Portland 103

Western Conference Semifinals - Warriors Win Series 4-0

May 2	Utah 94 at Golden State 106
May 4	Utah 104 at Golden State 115
May 6	Golden State 102 at Utah 91
May 8	Golden State 121 at Utah 95

Western Conference Finals - Warriors Win Series 4-0

May 14	San Antonio 111 at Golden State 113
May 16	San Antonio 113 at Golden State 136
May 20	Golden State 120 at San Antonio 108
May 22	Golden State 129 at San Antonio 115

NBA Finals - Warriors Win Series 4-1

June 1	Cleveland 91 at Golden State 113
June 4	Cleveland 113 at Golden State 132
June 7	Golden State 118 at Cleveland 113
June 9	Golden State 116 at Cleveland 137
June 12	Cleveland 120 at Golden State 129

NOTES

- The Warriors won their second NBA title in three seasons.
- Became first team in NBA history to win 67 or more games in three consecutive seasons.
- Qualified for the NBA Playoffs in five straight seasons, the franchise's longest streak of postseason berths since 1947-1952.
- Finished with the best outright record in the NBA in three consecutive seasons, the first team to do so since the Boston Celtics from 1983-84 to 1985-86.
- Captured third consecutive Pacific Division title, fifth overall in franchise history.
- With 31 road victories in 2016-17 and an NBA-record 34 in 2015-16, became first team in NBA history to win at least 31 road contests in consecutive seasons.
- The Warriors won 207 regular-season games over the last three seasons, which are the most regular-season wins over a three-season span in NBA history, surpassing the mark of 203 games set by the Chicago Bulls from 1995-96 to 1997-98.
- Had an NBA-record-tying four All-Star games in New Orleans (Curry, Durant, Green, Thompson), marking the eighth time in NBA history that a team had four players appear in the All-Star Game.

GAME-BY-GAME RESULTS RECORD 67-15



NBA CHAMPIONS

DATE	G	OPPONENT	W/L	SCORE	ATTENDANCE	RECORD
10/25	1	San Antonio.....	L	100-129	19,596	0-1
10/28	2	at New Orleans.....	W	122-114	18,217	1-1
10/30	3	at Phoenix.....	W	106-100	17,011	2-1
11/1	4	at Portland.....	W	127-104	19,393	3-1
11/3	5	Oklahoma City.....	W	122-96	19,596	4-1
11/4	6	at L.A. Lakers.....	L	97-117	18,997	4-2
11/7	7	New Orleans.....	W	116-106	19,596	5-2
11/9	8	Dallas.....	W	116-95	19,596	6-2
11/10	9	at Denver.....	W	125-101	17,569	7-2
11/13	10	Phoenix.....	W	133-120	19,596	8-2
11/16	11	at Toronto.....	W	127-121	21,050	9-2
11/18	12	at Boston.....	W	104-88	18,624	10-2
11/19	13	at Milwaukee.....	W	124-121	18,717	11-2
11/21	14	at Indiana.....	W	120-83	17,923	12-2
11/23	15	L.A. Lakers.....	W	149-106	19,596	13-2
11/25	16	at L.A. Lakers.....	W	109-85	18,997	14-2
11/26	17	Minnesota.....	W	115-102	19,596	15-2
11/28	18	Atlanta.....	W	105-100	19,596	16-2
12/1	19	Houston.....	L	127-132 (2ot)	19,596	16-3
12/3	20	Phoenix.....	W	138-109	19,596	17-3
12/5	21	Indiana.....	W	142-106	19,596	18-3
12/7	22	at LA Clippers.....	W	115-98	19,239	19-3
12/8	23	at Utah.....	W	106-99	19,911	20-3
12/10	24	at Memphis.....	L	89-110	18,119	20-4
12/11	25	at Minnesota.....	W	116-108	18,452	21-4
12/13	26	at New Orleans.....	W	113-109	17,789	22-4
12/15	27	New York.....	W	103-90	19,596	23-4
12/17	28	Portland.....	W	135-90	19,596	24-4
12/20	29	Utah.....	W	104-74	19,596	25-4
12/22	30	at Brooklyn.....	W	117-101	17,732	26-4
12/23	31	at Detroit.....	W	119-113	21,012	27-4
12/25	32	at Cleveland.....	L	108-109	20,562	27-5
12/28	33	Toronto.....	W	121-111	19,596	28-5
12/30	34	Dallas.....	W	108-99	19,596	29-5
1/2	35	Denver.....	W	127-119	19,596	30-5
1/4	36	Portland.....	W	125-117	19,596	31-5
1/6	37	Memphis.....	L	119-128 (ot)	19,596	31-6
1/8	38	at Sacramento.....	W	117-106	17,608	32-6
1/10	39	Miami.....	W	107-95	19,596	33-6
1/12	40	Detroit.....	W	127-107	19,596	34-6
1/16	41	Cleveland.....	W	126-91	19,596	35-6
1/18	42	Oklahoma City.....	W	121-100	19,596	36-6
1/20	43	at Houston.....	W	125-108	18,055	37-6
1/22	44	at Orlando.....	W	118-98	18,846	38-6
1/23	45	at Miami.....	L	102-105	19,600	38-7
1/25	46	at Charlotte.....	W	113-103	19,639	39-7
1/28	47	LA Clippers.....	W	144-98	19,596	40-7
1/29	48	at Portland.....	W	113-111	19,393	41-7
2/1	49	Charlotte.....	W	126-111	19,596	42-7
2/2	50	at LA Clippers.....	W	133-120	19,385	43-7
2/4	51	at Sacramento.....	L	106-109 (ot)	17,608	43-8
2/8	52	Chicago.....	W	123-92	19,596	44-8
2/10	53	at Memphis.....	W	122-107	18,119	45-8
2/11	54	at Oklahoma City.....	W	130-114	18,203	46-8
2/13	55	at Denver.....	L	110-132	19,941	46-9
2/15	56	Sacramento.....	W	109-86	19,596	47-9
2/23	57	LA Clippers.....	W	123-113	19,596	48-9
2/25	58	Brooklyn.....	W	112-95	19,596	49-9
2/27	59	at Philadelphia.....	W	119-108	20,585	50-9
2/28	60	at Washington.....	L	108-112	20,356	50-10
3/2	61	at Chicago.....	L	87-94	22,253	50-11
3/5	62	at New York.....	W	112-105	19,812	51-11
3/6	63	at Atlanta.....	W	119-111	18,890	52-11
3/8	64	Boston.....	L	86-99	19,596	52-12
3/10	65	at Minnesota.....	L	102-103	20,412	52-13
3/11	66	at San Antonio.....	L	85-107	18,418	52-14
3/14	67	Philadelphia.....	W	106-104	19,596	53-14
3/16	68	Orlando.....	W	122-92	19,596	54-14
3/18	69	Milwaukee.....	W	117-92	19,596	55-14
3/20	70	at Oklahoma City.....	W	111-95	18,203	56-14
3/21	71	at Dallas.....	W	112-87	20,453	57-14
3/24	72	Sacramento.....	W	114-100	19,596	58-14
3/26	73	Memphis.....	W	106-94	19,596	59-14
3/28	74	at Houston.....	W	113-106	18,055	60-14
3/29	75	at San Antonio.....	W	110-98	18,418	61-14
3/31	76	Houston.....	W	107-98	19,596	62-14
4/2	77	Washington.....	W	139-115	19,596	63-14
4/4	78	Minnesota.....	W	121-107	19,596	64-14
4/5	79	at Phoenix.....	W	120-111	18,055	65-14
4/8	80	New Orleans.....	W	123-101	19,596	66-14
4/10	81	Utah.....	L	99-105	19,596	66-15
4/12	82	L.A. Lakers.....	W	109-94	19,596	67-15

GOLDEN STATE WARRIORS 2017-18



BACK ROW (left to right): David West, Kevin Durant, JaVale McGee, Zaza Pachulia, Damian Jones. MIDDLE: Assistant Coach/Player Development Willie Green, Assistant Coach/Player Development Chris DeMarco, Patrick McCaw, Chris Boucher, Kevon Looney, Omri Casspi, Jordan Bell, Klay Thompson, Assistant Coach/Player Development Bruce Fraser. FRONT: Assistant Coach Ron Adams, Assistant Coach Jarron Collins, Quinn Cook, Draymond Green, Stephen Curry, Andre Iguodala, Shaun Livingston, Nick Young, Head Coach Steve Kerr, Assistant Coach Mike Brown.

PLAYER	3-PT FG										REBOUNDS										
	G	MIN	FGM	FGA	PCT	FG	FGA	PCT	FTM	FTA	PCT	OFF	DEF	TOT	AST	PF	STL	TO	BLK	PTS	AVG
Curry	51	1631	428	864	.495	212	501	.423	278	302	.921	36	225	261	310	114	80	153	8	1346	26.4
Durant	68	2325	630	1222	.516	173	413	.419	359	404	.889	31	433	464	366	133	50	207	119	1792	26.4
Thompson	73	2506	575	1178	.488	229	521	.440	82	98	.837	31	246	277	185	117	55	128	34	1461	20.0
Green	70	2287	281	619	.454	77	256	.301	134	173	.775	75	460	535	508	185	95	202	91	773	11.0
Cook	33	740	122	252	.484	46	104	.442	22	25	.880	10	72	82	89	59	12	32	1	312	9.5
Young	80	1393	201	488	.412	123	326	.377	56	65	.862	20	105	125	36	100	38	39	7	581	7.3
West	73	999	216	378	.571	3	8	.375	60	79	.759	64	174	238	138	120	47	80	75	495	6.8
Iguodala	64	1623	148	320	.463	33	117	.282	55	87	.632	50	196	246	210	99	54	67	38	384	6.0
Casspi	53	740	120	207	.580	10	22	.455	50	69	.725	30	170	200	51	71	18	37	19	300	5.7
Livingston	71	1129	172	343	.501	0	5	.000	50	61	.820	32	99	131	140	117	35	58	21	394	5.5
Pachulia	69	972	149	264	.564	0	1	.000	75	93	.806	89	232	321	109	122	38	72	17	373	5.4
McGee	65	615	136	219	.621	0	6	.000	38	52	.731	59	110	169	33	91	21	27	17	310	4.8
Bell	57	809	116	185	.627	0	4	.000	30	44	.682	60	147	207	102	92	35	51	56	262	4.6
Looney	66	910	112	193	.580	1	5	.200	42	77	.545	83	132	215	42	106	34	31	56	267	4.0
McCaw	57	961	92	225	.409	19	80	.238	26	34	.765	16	66	82	81	67	43	41	10	229	4.0
Jones	15	89	11	22	.500	0	---	3	5	.600	5	9	14	2	14	1	4	3	25	1.7	
Boucher	1	1	0	1	.000	0	1	.000	0	0	---	0	1	1	0	0	0	0	0	0	0.0

Western Conference First Round - Warriors Win Series 4-1

April 14	San Antonio 92 at Golden State 113
April 16	San Antonio 101 at Golden State 116
April 19	Golden State 110 at San Antonio 97
April 22	Golden State 90 at San Antonio 103
April 24	San Antonio 91 at Golden State 99

Western Conference Semifinals - Warriors Win Series 4-1

April 28	New Orleans 101 at Golden State 123
May 1	New Orleans 116 at Golden State 121
May 4	Golden State 100 at New Orleans 119
May 6	Golden State 118 at New Orleans 92
May 8	New Orleans 104 at Golden State 113

Western Conference Finals - Warriors Win Series 4-3

May 14	Golden State 119 at Houston 106
May 16	Golden State 105 at Houston 127
May 20	Houston 85 at Golden State 126
May 22	Houston 95 at Golden State 92
May 24	Golden State 94 at Houston 98
May 26	Houston 86 at Golden State 115
May 28	Golden State 101 at Houston 92

NBA Finals - Warriors Win Series 4-0

May 31	Cleveland 114 at Golden State 124 (ot)
June 3	Cleveland 103 at Golden State 122
June 6	Golden State 110 at Cleveland 102
June 8	Golden State 108 at Cleveland 85

NOTES

- Golden State won its sixth NBA title, and became the seventh team in NBA history to win back-to-back championships.
- The Warriors won their third NBA title in four seasons, joining Boston, Chicago and Los Angeles Lakers as the only teams to do so.
- Qualified for the NBA Playoffs in six straight seasons, the franchise's longest streak of postseason berths since 1947-1952.
- Captured fourth consecutive Pacific Division title, sixth overall in franchise history.
- Became the fifth franchise in NBA history to make four consecutive trips to the NBA Finals.
- Finished the regular season with a 58-24 (.707) record, becoming the fifth franchise in NBA history to win 58 games in four-straight seasons and marking their fifth-straight 50-win campaign (ninth in franchise history).
- Won an NBA-record 16-straight playoff home games spanning the 2017 and 2018 postseasons (April 16, 2017, to May 20, 2018).
- Had an NBA-record-tying four All-Stars (Curry, Durant, Green, Thompson) for the second consecutive year, becoming the first team in NBA history to have four players in the All-Star Game in consecutive campaigns and marking just the ninth time in NBA history that a team has had four players appear in the game.
- Led the league in scoring, assists per game, blocks per game, field goal percentage, three-point percentage and free throw percentage, marking the first time a team led the league in all of those categories in a single season.

GAME-BY-GAME RESULTS RECORD 58-24



NBA CHAMPIONS

DATE	G	OPPONENT	W/L	SCORE	ATTENDANCE	RECORD
10/17	1	Houston.....	L	121-122	19,596	0-1
10/20	2	at New Orleans.....	W	128-120	18,171	1-1
10/21	3	at Memphis.....	L	101-111	17,794	1-2
10/23	4	at Dallas.....	L	133-103	19,875	2-2
10/25	5	Toronto.....	W	117-112	19,596	3-2
10/27	6	Washington.....	W	120-117	19,596	4-2
10/29	7	Detroit.....	L	107-115	19,596	4-3
10/30	8	at L.A. Clippers.....	W	141-113	19,068	5-3
11/2	9	at San Antonio.....	W	112-92	18,418	6-3
11/4	10	at Denver.....	W	127-108	19,711	7-3
11/6	11	Miami.....	W	97-80	19,596	8-3
11/8	12	Minnesota.....	W	125-101	19,596	9-3
11/11	13	Philadelphia.....	W	135-114	19,596	10-3
11/13	14	Orlando.....	W	110-100	19,596	11-3
11/16	15	at Boston.....	L	88-92	18,624	11-4
11/18	16	at Philadelphia.....	W	124-116	20,848	12-4
11/19	17	at Brooklyn.....	W	118-111	17,732	13-4
11/22	18	at Oklahoma City.....	L	91-108	18,203	13-5
11/24	19	Chicago.....	W	143-94	19,596	14-5
11/25	20	New Orleans.....	W	110-95	19,596	15-5
11/27	21	Sacramento.....	L	106-110	19,596	15-6
11/29	22	at L.A. Lakers.....	W	127-123 (ot)	18,997	16-6
12/1	23	at Orlando.....	W	133-112	18,846	17-6
12/3	24	at Miami.....	W	123-95	19,600	18-6
12/4	25	at New Orleans.....	W	125-115	17,004	19-6
12/6	26	at Charlotte.....	W	101-87	19,334	20-6
12/8	27	at Detroit.....	W	102-98	20,491	21-6
12/11	28	Portland.....	W	111-104	19,596	22-6
12/14	29	Dallas.....	W	112-97	19,596	23-6
12/18	30	at L.A. Lakers.....	W	116-114 (ot)	18,997	24-6
12/20	31	Memphis.....	W	97-84	19,596	25-6
12/22	32	L.A. Lakers.....	W	113-106	19,596	26-6
12/23	33	Denver.....	L	81-96	19,596	26-7
12/25	34	Cleveland.....	W	99-92	19,596	27-7
12/27	35	Utah.....	W	126-101	19,596	28-7
12/29	36	Charlotte.....	L	100-111	19,596	28-8
12/30	37	Memphis.....	W	141-128	19,596	29-8
1/3	38	at Dallas.....	W	125-122	20,212	30-8
1/4	39	at Houston.....	W	124-114	18,055	31-8
1/6	40	at L.A. Clippers.....	W	121-105	19,068	32-8
1/8	41	Denver.....	W	124-114	19,596	33-8
1/10	42	L.A. Clippers.....	L	106-125	19,596	33-9
1/12	43	at Milwaukee.....	W	108-94	18,717	34-9
1/13	44	at Toronto.....	W	127-125	20,078	35-9
1/15	45	at Cleveland.....	W	118-108	20,562	36-9
1/17	46	at Chicago.....	W	119-112	21,372	37-9
1/20	47	at Houston.....	L	108-116	18,055	37-10
1/23	48	New York.....	W	123-112	19,596	38-10
1/25	49	Minnesota.....	W	126-113	19,596	39-10
1/27	50	Boston.....	W	109-105	19,596	40-10
1/30	51	at Utah.....	L	99-129	18,306	40-11
2/2	52	at Sacramento.....	W	119-104	16,583	41-11
2/3	53	at Denver.....	L	108-115	20,103	41-12
2/6	54	Oklahoma City.....	L	105-125	19,596	41-13
2/8	55	Dallas.....	W	121-103	19,596	42-13
2/10	56	San Antonio.....	W	122-105	19,596	43-13
2/12	57	Phoenix.....	W	129-83	19,596	44-13
2/14	58	at Portland.....	L	117-123	19,520	44-14
2/22	59	L.A. Clippers.....	W	134-127	19,596	45-14
2/24	60	Oklahoma City.....	W	112-80	19,596	46-14
2/26	61	at New York.....	W	125-111	19,812	47-14
2/28	62	at Washington.....	W	109-101	20,356	48-14
3/2	63	at Atlanta.....	W	114-109	16,728	49-14
3/6	64	Brooklyn.....	W	114-101	19,596	50-14
3/8	65	San Antonio.....	W	110-107	19,596	51-14
3/9	66	at Portland.....	L	108-125	19,487	51-15
3/11	67	at Minnesota.....	L	103-109	18,978	51-16
3/14	68	L.A. Lakers.....	W	117-106	19,596	52-16
3/16	69	Sacramento.....	L	93-98	19,596	52-17
3/17	70	at Phoenix.....	W	124-109	18,055	53-17
3/19	71	at San Antonio.....	L	75-89	18,418	53-18
3/23	72	Atlanta.....	W	106-94	19,596	54-18
3/25	73	Utah.....	L	91-110	19,596	54-19
3/27	74	Indiana.....	L	81-92	19,596	54-20
3/29	75	Milwaukee.....	L	107-116	19,596	54-21
3/31	76	at Sacramento.....	W	112-96	17,583	55-21
4/1	77	Phoenix.....	W	117-107	19,596	56-21
4/3	78	at Oklahoma City.....	W	111-107	18,203	57-21
4/5	79	at Indiana.....	L	106-126	17,923	57-22
4/7	80	New Orleans.....	L	120-126	19,596	57-23
4/8	81	at Phoenix.....	W	117-100	18,055	58-23
4/10	82	at Utah.....	L	79-119	18,306	58-24

GOLDEN STATE WARRIORS 2018-19



BACK ROW (left to right): Marcus Derrickson, Kevin Durant, Andrew Bogut, Damian Jones, DeMarcus Cousins. MIDDLE: Assistant Coach/Player Development Willie Green, Assistant Coach/Player Development Chris DeMarco, Damion Lee, Jordan Bell, Jonas Jerebko, Kevon Looney, Klay Thompson, Jacob Evans III, Assistant Coach Bruce Fraser. FRONT: Assistant Coach Ron Adams, Assistant Coach Jarron Collins, Quinn Cook, Draymond Green, Stephen Curry, Andre Iguodala, Shaun Livingston, Alfonzo McKinnie, Head Coach Steve Kerr, Assistant Coach Mike Brown.

PLAYER	3-PT FG										REBOUNDS										
	G	MIN	FGM	FGA	PCT	FG	FGA	PCT	FTM	FTA	PCT	OFF	DEF	TOT	AST	PF	STL	TO	BLK	PTS	AVG
Curry	69	2331	632	1340	.472	354	810	.437	263	287	.916	45	324	369	361	166	92	192	25	1881	27.3
Durant	78	2702	721	1383	.521	137	388	.353	448	506	.885	33	464	497	457	155	58	225	84	2027	26.0
Thompson	78	2652	655	1402	.467	241	599	.402	129	158	.816	37	262	299	186	157	84	115	47	1680	21.5
Cousins	30	771	178	371	.480	26	95	.274	106	144	.736	43	204	247	107	109	40	72	44	488	16.3
Green	66	2065	188	422	.445	47	165	.285	63	91	.692	60	421	481	454	197	95	169	70	486	7.4
Cook	74	1059	204	439	.465	81	200	.405	20	26	.769	22	135	157	116	92	20	50	3	509	6.9
Jerebko	73	1218	163	355	.459	69	188	.367	64	80	.800	72	216	288	96	137	27	43	18	459	6.3
Looney	80	1481	217	347	.625	1	10	.100	65	105	.619	194	223	417	123	211	46	51	53	500	6.3
Iguodala	68	1578	151	302	.500	48	144	.333	39	67	.582	48	204	252	216	95	61	52	51	389	5.7
Jones	24	410	53	74	.716	0	0	---	24	37	.649	31	44	75	28	63	12	16	25	130	5.4
Lee	32	375	56	127	.441	27	68	.397	19	22	.864	8	56	64	13	28	13	11	0	158	4.9
McKinnie	72	1003	134	275	.487	42	118	.356	27	48	.563	81	166	247	31	134	18	30	15	337	4.7
Derrickson	11	67	16	33	.485	10	20	.500	4	5	.800	8	5	13	1	9	0	3	1	46	4.2
Livingston	64	967	109	210	.519	0	2	.000	40	51	.784	42	75	117	114	74	31	38	27	258	4.0
Bogut	11	134	18	36	.500	0	0	---	3	3	1.000	12	43	55	11	22	3	8	8	39	3.5
Bell	68	788	99	192	.516	0	2	.000	25	41	.610	55	129	184	76	80	20	42	51	223	3.3
Evans	30	204	18	53	.340	4	15	.267	0	1	.000	6	19	25	23	28	5	11	3	40	1.3

Western Conference First Round - Warriors Win Series 4-2

April 13	L.A. Clippers 104 at Golden State 121
April 15	L.A. Clippers 135 at Golden State 131
April 18	Golden State 132 at L.A. Clippers 105
April 21	Golden State 113 at L.A. Clippers 105
April 24	L.A. Clippers 129 at Golden State 121
April 26	Golden State 129 at L.A. Clippers 110

Western Conference Semifinals - Warriors Win Series 4-2

April 28	Houston 100 at Golden State 104
April 30	Houston 109 at Golden State 115
May 4	Golden State 121 at Houston 126 (ot)
May 6	Golden State 108 at Houston 112
May 8	Houston 99 at Golden State 104
May 10	Golden State 118 at Houston 113

Western Conference Finals - Warriors Win Series 4-0

May 14	Portland 94 at Golden State 116
May 16	Portland 111 at Golden State 114
May 18	Golden State 110 at Portland 99
May 20	Golden State 119 at Portland 117 (ot)

NBA Finals - Raptors Win Series 4-2

May 30	Golden State 109 at Toronto 118
June 2	Golden State 109 at Toronto 104
June 5	Toronto 123 at Golden State 109
June 7	Toronto 105 at Golden State 92
June 10	Golden State 106 at Toronto 105
June 13	Toronto 114 at Golden State 110

NOTES

- Golden State made its fifth-straight NBA Finals appearance, joining the Celtics (10 straight, 1957-66) as the only teams in NBA history ever to do so.
- Head Coach Steve Kerr became the first coach in NBA history to advance to the NBA Finals in his first five seasons as head coach.
- Captured fifth consecutive Pacific Division title, seventh overall in franchise history.
- Qualified for the NBA Playoffs in seven straight seasons, the franchise's longest streak of postseason berths.
- Extended their NBA-record streak by winning at least one road game in every playoff series, extending the record to 23-straight series. The streak began with a road victory at Denver in the first round of the 2013 NBA Playoffs.
- Stephen Curry was named to the 2019 All-NBA First Team and Kevin Durant was named to the 2019 All-NBA Second Team.
- Draymond Green & Klay Thompson earned All-Defensive Second Team honors.
- Finished the regular season with a 57-25 (.695) record, becoming the fifth franchise in NBA history to win 57 games in five-straight seasons and marking their sixth-straight 50-win campaign (10th in franchise history).

GAME-BY-GAME RESULTS RECORD 57-25



WESTERN CONFERENCE CHAMPIONS

DATE	G	OPPONENT	W/L	SCORE	ATTENDANCE	RECORD
10/16	1	Oklahoma City	W	108-100	19,596	1-0
10/19	2	at Utah	W	124-123	18,306	2-0
10/21	3	at Denver	L	98-100	19,520	2-1
10/22	4	Phoenix	W	123-103	19,596	3-1
10/24	5	Washington	W	144-122	19,596	4-1
10/26	6	at New York	W	128-100	19,812	5-1
10/28	7	at Brooklyn	W	120-114	17,732	6-1
10/29	8	at Chicago	W	149-124	21,076	7-1
10/31	9	New Orleans	W	131-121	19,596	8-1
11/2	10	Minnesota	W	116-99	19,596	9-1
11/5	11	Memphis	W	117-101	19,596	10-1
11/8	12	Milwaukee	L	111-134	19,596	10-2
11/10	13	Brooklyn	W	116-100	19,596	11-2
11/12	14	at L.A. Clippers	L	116-121(ot)	19,068	11-3
11/13	15	Atlanta	W	110-103	19,596	12-3
11/15	16	at Houston	L	86-107	18,055	12-4
11/17	17	at Dallas	L	109-112	20,260	12-5
11/18	18	at San Antonio	L	92-104	18,354	12-6
11/21	19	Oklahoma City	L	95-123	19,596	12-7
11/23	20	Portland	W	125-97	19,596	13-7
11/24	21	Sacramento	W	117-116	19,596	14-7
11/26	22	Orlando	W	116-110	19,596	15-7
11/29	23	at Toronto	L	128-131(ot)	20,073	15-8
12/1	24	at Detroit	L	102-111	20,332	15-9
12/3	25	at Atlanta	W	128-111	16,631	16-9
12/5	26	at Cleveland	W	129-105	19,432	17-9
12/7	27	at Milwaukee	W	105-95	17,852	18-9
12/10	28	Minnesota	W	116-108	19,596	19-9
12/12	29	Toronto	L	93-113	19,596	19-10
12/14	30	at Sacramento	W	130-125	17,583	20-10
12/17	31	Memphis	W	110-93	19,596	21-10
12/19	32	at Utah	L	103-108	18,306	21-11
12/22	33	Dallas	W	120-116	19,596	22-11
12/23	34	L.A. Clippers	W	129-127	19,596	23-11
12/25	35	L.A. Lakers	L	101-127	19,596	23-12
12/27	36	Portland	L	109-110(ot)	19,596	23-13
12/29	37	at Portland	W	115-105	19,797	24-13
12/31	38	at Phoenix	W	132-109	16,906	25-13
1/3	39	Houston	L	134-135(ot)	19,596	25-14
1/5	40	at Sacramento	W	127-123	17,583	26-14
1/8	41	New York	W	122-95	19,596	27-14
1/11	42	Chicago	W	146-109	19,596	28-14
1/13	43	at Dallas	W	119-114	20,340	29-14
1/15	44	at Denver	W	142-111	19,896	30-14
1/16	45	New Orleans	W	147-140	19,596	31-14
1/18	46	at L.A. Clippers	W	112-94	19,068	32-14
1/21	47	at L.A. Lakers	W	130-111	18,997	33-14
1/24	48	at Washington	W	126-118	20,409	34-14
1/26	49	at Boston	W	115-111	18,624	35-14
1/28	50	at Indiana	W	132-100	17,923	36-14
1/31	51	Philadelphia	L	104-113	19,596	36-15
2/2	52	L.A. Lakers	W	115-101	19,596	37-15
2/6	53	San Antonio	W	141-102	19,596	38-15
2/8	54	at Phoenix	W	117-107	17,081	39-15
2/10	55	Miami	W	120-118	19,596	40-15
2/12	56	Utah	W	115-108	19,596	41-15
2/13	57	at Portland	L	107-129	19,549	41-16
2/21	58	Sacramento	W	125-123	19,596	42-16
2/23	59	Houston	L	112-118	19,596	42-17
2/25	60	at Charlotte	W	121-110	19,419	43-17
2/27	61	at Miami	L	125-126	19,647	43-18
2/28	62	at Orlando	L	96-103	18,846	43-19
3/2	63	at Philadelphia	W	120-117	20,624	44-19
3/5	64	Boston	L	95-128	19,596	44-20
3/8	65	Denver	W	122-105	19,596	45-20
3/10	66	Phoenix	L	111-115	19,596	45-21
3/13	67	at Houston	W	106-104	18,122	46-21
3/16	68	at Oklahoma City	W	110-88	18,203	47-21
3/18	69	at San Antonio	L	105-111	18,354	47-22
3/19	70	at Minnesota	W	117-107	17,964	48-22
3/21	71	Indiana	W	112-89	19,596	49-22
3/23	72	Dallas	L	91-126	19,596	49-23
3/24	73	Detroit	W	121-114	19,596	50-23
3/27	74	at Memphis	W	118-103	17,794	51-23
3/29	75	at Minnesota	L	130-131(ot)	18,978	51-24
3/31	76	Charlotte	W	137-90	19,596	52-24
4/2	77	Denver	W	116-102	19,596	53-24
4/4	78	at L.A. Lakers	W	108-90	18,997	54-24
4/5	79	Cleveland	W	120-114	19,596	55-24
4/7	80	L.A. Clippers	W	131-104	19,596	56-24
4/9	81	at New Orleans	W	112-103	17,090	57-24
4/10	82	at Memphis	L	117-132	17,794	57-25

GOLDEN STATE WARRIORS 2019-20



BACK ROW (left to right): Player Development Coach Theo Robertson, Kevon Looney, Marquese Chriss, Dragan Bender, Alen Smailagic. MIDDLE: Player Development Coach Aaron Miles, Assistant Coach Bruce Fraser, Damion Lee, Klay Thompson, Andrew Wiggins, Eric Paschall, Juan Toscano-Anderson, Assistant Coach/Director of Player Development Chris DeMarco. FRONT: Assistant Coach Ron Adams, Assistant Coach Jarron Collins, Jordan Poole, Stephen Curry, Draymond Green, Ky Bowman, Head Coach Steve Kerr, Assistant Coach Mike Brown. NOT PICTURED: Player Development Coach Seth Cooper.

PLAYER	G	MIN	3-PT FG					REBOUNDS													
			FGM	FGA	PCT	FG	FGA	PCT	FTM	FTA	PCT	OFF	DEF	TOT	AST	PF	STL	TO	BLK	PTS	AVG
Russell	33	1060	273	635	.430	120	321	.374	113	144	.785	14	108	122	206	64	31	101	9	779	23.6
Wiggins (TOT)	54	1859	437	978	.447	111	334	.332	190	268	.709	66	208	274	198	127	45	132	53	1175	21.8
Wiggins (GS)	12	403	86	188	.457	20	59	.339	41	61	.672	18	37	55	43	26	16	25	17	233	19.4
Curry	5	139	33	82	.402	12	49	.245	26	26	1.000	4	22	26	33	11	5	16	2	104	20.8
Burks	48	1390	244	601	.406	84	224	.375	201	224	.897	37	189	226	151	107	50	76	17	773	16.1
Paschall	60	1654	318	640	.497	37	129	.287	164	212	.774	82	193	275	127	125	32	94	13	837	14.0
Robinson	48	1516	244	507	.481	68	170	.400	63	74	.851	66	200	226	85	82	45	50	14	619	12.9
Lee	49	1423	213	511	.417	85	239	.356	110	126	.873	32	207	239	133	116	50	67	6	621	12.7
Mulder	7	204	26	67	.388	16	52	.308	9	12	.750	3	20	23	8	20	2	5	1	77	11.0
Chriss	59	1196	210	385	.545	8	39	.205	120	156	.769	114	251	365	114	122	39	78	62	548	9.3
Poole	57	1274	167	502	.333	74	265	.279	95	119	.798	9	109	118	134	94	35	74	10	503	8.8
Pargo	3	44	11	22	.500	3	7	.429	0	1	0.000	1	2	3	8	8	1	4	0	25	8.3
Green	43	1222	123	316	.389	36	129	.279	63	83	.759	23	243	266	266	110	59	98	33	345	8.0
Caulley-Stein	41	941	144	257	.560	0	0	---	35	57	.614	71	184	255	60	102	45	35	50	323	7.9
Spellman	49	886	127	295	.431	43	110	.391	73	92	.793	77	142	219	47	63	33	54	24	370	7.6
Bowman	45	1015	134	321	.417	33	107	.308	34	41	.829	24	97	121	131	102	44	70	10	335	7.4
Bender (TOT)	16	286	41	92	.446	15	43	.349	10	14	.714	16	57	73	28	42	4	21	9	107	6.7
Bender (GS)	9	195	31	71	.437	11	34	.324	8	11	.727	16	37	53	19	26	4	16	4	81	9.0
Toscano-Anderson	13	272	29	63	.460	8	23	.348	3	5	.600	9	43	52	26	30	13	16	5	69	5.3
Evans	27	414	45	133	.338	13	38	.342	25	29	.862	9	32	41	31	41	11	25	12	128	4.7
Smailagic	14	139	20	40	.500	3	13	.231	16	19	.842	10	17	27	13	14	3	11	4	59	4.2
Looney	20	262	29	79	.367	1	14	.071	9	12	.750	28	38	66	20	34	12	12	6	68	3.4
Norvell (TOT)	5	41	3	12	.250	3	8	.375	1	1	1.000	0	6	6	3	4	2	3	0	10	2.0
Norvell (GS)	3	36	3	11	.273	3	8	.375	1	1	1.000	0	5	5	3	4	2	3	0	10	3.3
Randle	3	40	0	4	.000	0	2	.000	5	6	.833	0	2	2	5	3	2	0	0	5	1.7

NOTES

- Golden State played 65 games before the NBA postponed the regular season on March 11, 2020 due to the pandemic... The season restarted in Orlando with 22 teams as the Warriors were among the eight teams that did not participate (Atlanta, Charlotte, Chicago, Cleveland, Detroit, Minnesota, New York).
- On October 24, 2020, the Warriors hosted the Los Angeles Clippers at Chase Center, playing their first regular season game in San Francisco since January 29, 1971 (San Francisco Civic Auditorium).
- The Warriors' streak of consecutive playoff berths ended at a franchise-record seven, and their streak NBA Finals appearances ended at five.
- Rookie forward Eric Paschall was named to the 2020 NBA All-Rookie First Team, becoming the latest draft selection by the Warriors to garner All-Rookie honors, passing Marc Jackson, who was selected 38th overall in 2000.
- The Warriors acquired forward Andrew Wiggins along with a 2021 first-round draft pick (top three protected) and a 2021 second-round draft pick in exchange from the Minnesota Timberwolves for Jacob Evans, D'Angelo Russell and Omari Spellman (February 6, 2020)... Wiggins became the ninth former first overall pick to appear in a game for the Warriors since 1966.
- The Warriors 296 player games missed due to injury or illness... Stephen Curry missed 60 games, the most he has ever missed in a single season in his career (58 due to a left hand fracture and two to influenza)... Draymond Green missed a career-high 22 games... Klay Thompson missed the entire season while rehabilitating his left ACL, an injury suffered in Game 6 of the 2019 NBA Finals.

GAME-BY-GAME RESULTS RECORD 15-50



DATE	G	OPPONENT	W/L	SCORE	ATTENDANCE	RECORD
10/24	1	L.A. Clippers	L	122-141	18,064	0-1
10/27	2	at Oklahoma City	L	92-120	18,203	0-2
10/28	3	at New Orleans	W	134-123	17,307	1-2
10/30	4	Phoenix	L	110-121	18,064	1-3
11/1	5	San Antonio	L	110-127	18,064	1-4
11/2	6	Charlotte	L	87-93	18,064	1-5
11/4	7	Portland	W	127-118	18,064	2-5
11/6	8	at Houston	L	112-129	18,055	2-6
11/8	9	at Minnesota	L	119-125(ot)	15,647	2-7
11/9	10	at Oklahoma City	L	108-114	18,203	2-8
11/11	11	Utah	L	108-122	18,064	2-9
11/13	12	at L.A. Lakers	L	94-120	18,997	2-10
11/15	13	Boston	L	100-105	18,064	2-11
11/17	14	at New Orleans	L	100-108	16,812	2-12
11/19	15	at Memphis	W	114-95	14,511	3-12
11/20	16	at Dallas	L	94-142	19,569	3-13
11/22	17	at Utah	L	109-113	18,306	3-14
11/25	18	Oklahoma City	L	97-100	18,064	3-15
11/27	19	Chicago	W	104-90	18,064	4-15
11/29	20	at Miami	L	105-122	19,600	4-16
12/1	21	at Orlando	L	96-100	15,052	4-17
12/2	22	at Atlanta	L	79-104	14,278	4-18
12/4	23	at Charlotte	L	91-106	14,355	4-19
12/6	24	at Chicago	W	100-98	18,841	5-19
12/9	25	Memphis	L	102-110	18,064	5-20
12/11	26	New York	L	122-124(ot)	18,064	5-21
12/13	27	at Utah	L	106-114	18,306	5-22
12/15	28	Sacramento	L	79-100	18,064	5-23
12/18	29	at Portland	L	112-122	19,393	5-24
12/20	30	New Orleans	W	106-102	18,064	6-24
12/23	31	Minnesota	W	113-104	18,064	7-24
12/25	32	Houston	W	116-104	18,064	8-24
12/27	33	Phoenix	W	105-96	18,064	9-24
12/28	34	Dallas	L	121-141	18,064	9-25
12/31	35	at San Antonio	L	113-117(ot)	18,354	9-26
1/2	36	at Minnesota	L	84-99	15,477	9-27
1/4	37	Detroit	L	104-111	18,064	9-28
1/6	38	at Sacramento	L	98-111	15,819	9-29
1/8	39	Milwaukee	L	98-107	18,064	9-30
1/10	40	at L.A. Clippers	L	100-109	19,068	9-31
1/12	41	at Memphis	L	102-122	16,408	9-32
1/14	42	Dallas	L	97-124	18,064	9-33
1/16	43	Denver	L	131-134(ot)	18,064	9-34
1/18	44	Orlando	W	109-95	18,064	10-34
1/20	45	at Portland	L	124-129(ot)	19,493	10-35
1/22	46	Utah	L	96-129	18,064	10-36
1/24	47	Indiana	L	118-129	18,064	10-37
1/28	48	at Philadelphia	L	104-115	20,854	10-38
1/30	49	at Boston	L	104-119	19,156	10-39
2/1	50	at Cleveland	W	131-112	18,410	11-39
2/3	51	at Washington	W	125-117	17,120	12-39
2/5	52	at Brooklyn	L	88-129	14,352	12-40
2/8	53	L.A. Lakers	L	120-125	18,064	12-41
2/10	54	Miami	L	101-113	18,064	12-42
2/12	55	at Phoenix	L	106-112	15,216	12-43
2/20	56	Houston	L	105-135	18,064	12-44
2/23	57	New Orleans	L	101-115	18,064	12-45
2/25	58	Sacramento	L	94-112	18,064	12-46
2/27	59	L.A. Lakers	L	86-116	18,064	12-47
2/29	60	at Phoenix	W	115-99	16,395	13-47
3/1	61	Washington	L	110-124	18,064	13-48
3/3	62	at Denver	W	116-100	19,520	14-48
3/5	63	Toronto	L	113-121	18,064	14-49
3/7	64	Philadelphia	W	118-114	18,064	15-49
3/10	65	L.A. Clippers	L	107-131	18,064	15-50

GOLDEN STATE WARRIORS 2020-21



BACK ROW (left to right): Juan Toscano-Anderson, Kelly Oubre Jr., Kevon Looney, Alen Smalagic, Andrew Wiggins, Eric Paschall; MIDDLE: Assistant Coach Bruce Fraser, Mychal Mulder, Damion Lee, James Wiseman, Kent Bazemore, Nico Mannion, Assistant Coach/Director of Player Development Chris DeMarco; FRONT: Assistant Coach Ron Adams, Assistant Coach Jarron Collins, Jordan Poole, Stephen Curry, Klay Thompson, Draymond Green, Head Coach Steve Kerr, Assistant Coach Mike Brown

PLAYER	G	MIN	3-PT FG					REBOUNDS													
			FGM	FGA	PCT	FG	FGA	PCT	FTM	FTA	PCT	OFF	DEF	TOT	AST	PF	STL	TO	BLK	PTS	AVG
Curry	63	2152	658	1365	.482	337	801	.421	362	395	.916	29	316	345	363	119	77	213	8	2015	32.0
Wiggins	71	2364	505	1058	.477	140	368	.380	170	238	.714	82	265	347	167	159	67	126	70	1320	18.6
Oubre	55	1687	318	724	.439	90	285	.316	123	177	.695	82	247	329	73	121	57	70	42	849	15.4
Poole	51	988	205	474	.432	97	276	.351	105	119	.882	15	77	92	99	86	26	51	9	612	12.0
Wiseman	39	836	191	368	.519	12	38	.316	54	86	.628	55	171	226	26	121	11	60	36	448	11.5
Paschall	40	695	148	298	.497	18	54	.333	67	94	.713	28	100	128	51	68	12	43	7	381	9.5
Bazemore	67	1334	176	392	.449	75	184	.408	54	78	.692	26	203	229	108	158	69	82	33	481	7.2
Green	63	1982	170	380	.447	34	126	.270	70	88	.795	55	394	449	558	194	105	188	52	444	7.0
Lee	57	1079	128	274	.467	77	194	.397	40	44	.909	22	158	180	73	89	38	30	8	373	6.5
Chriss	2	27	5	14	.357	1	5	.200	2	4	.500	3	10	13	2	3	0	2	2	13	6.5
Toscano-Anderson	53	1107	121	209	.579	37	92	.402	22	31	.710	29	205	234	150	111	41	61	26	301	5.7
Mulder	60	766	119	265	.449	85	214	.397	14	22	.636	8	52	60	26	56	12	16	12	337	5.6
Wanamaker	39	625	61	173	.353	13	61	.213	50	56	.893	8	58	66	99	55	26	37	6	185	4.7
Looney	61	1161	108	197	.548	4	17	.235	31	48	.646	117	205	322	119	136	21	37	22	251	4.1
Mannion	30	364	39	114	.342	22	60	.367	23	28	.821	6	40	46	70	29	16	31	1	123	4.1
Bell (TOT)	6	82	7	22	.318	0	2	.000	1	2	.500	7	17	24	7	7	3	4	5	15	2.5
Bell (GS)	1	15	0	2	.000	0	0	---	1	2	.500	1	4	5	2	2	0	1	2	1	1.0
Payton	10	40	10	13	.769	2	4	.500	3	4	.750	2	9	11	1	8	6	1	1	25	2.5
Smalagic	15	84	11	27	.407	4	10	.400	2	6	.333	6	10	16	4	11	3	5	5	28	1.9

NOTES

- Golden State finished eighth (39-33) in the Western Conference, advancing to the Play-In Tournament. The Warriors fell to the seventh-seeded Lakers in Los Angeles, 103-100, thanks to LeBron James' 3-pointer with 58.2 seconds left. Stephen Curry scored a game-high 37 points in the loss, which sent the Warriors to a matchup against the Grizzlies, winners against the 10th-seeded Spurs. Memphis ended Golden State's season with a 117-112 win at Chase Center, as Ja Morant tallied a team-high 35 points. Curry had a game-high 39 points and Draymond Green recorded a triple-double with 11 points, 16 rebounds and 10 assists.
- Stephen Curry was named to the 2020-21 All-NBA First Team, his fourth First Team honor and a franchise-best seventh All-NBA Team selection (Second Team: twice and Third Team: once), surpassing Rick Barry's mark of six All-NBA Team selections.
- Stephen Curry led the NBA in scoring (32.0 ppg) and 3-pointers made (337), the fourth-highest single-season total in NBA history.
- Draymond Green was named to the 2020-21 NBA All-Defensive First Team, his fourth First Team selection and franchise-best sixth All-Defensive Team honor, surpassing Nate Thurmond's six All-Defensive Team selections.
- Draymond Green averaged a team-high and career-high 8.9 assists, tied third in assists (8.9 apg) and tied third in steals (1.68 spg). Green had the highest assist average among frontcourt players (Nikola Jokic was second, 8.3 apg).
- Golden State led the league in assists (27.7 apg) for the sixth time in the last seven seasons. The Warriors were ranked third in opponent field goal percentage (.452 FG%), and finished with a 109.4 defensive rating, fifth-best in the NBA.
- On May 8, 2021 vs. Oklahoma City, the Warriors set a franchise record for most 3-pointers made (27) and attempted (54), breaking the previous mark of 24 made threes.
- Stephen Curry became the Warriors franchise all-time leader in points, passing Wilt Chamberlain (17,783 points) on April 12 vs. Denver and the all-time leader in assists after overtaking Guy Rodgers (4,855 assists) on March 15, 2021.

GAME-BY-GAME RESULTS RECORD 39-33



DATE	G	OPPONENT	W/L	SCORE	ATTENDANCE	RECORD
12/22	1	at Brooklyn	L	99-125	0-1	
12/25	2	at Milwaukee	L	99-138	0-2	
12/27	3	at Chicago	W	129-128	1-2	
12/29	4	at Detroit	W	116-106	2-2	
1/1	5	Portland	L	98-123	2-3	
1/3	6	Portland	W	137-122	3-3	
1/4	7	Sacramento	W	137-106	4-3	
1/6	8	L.A. Clippers	L	101-108	4-4	
1/8	9	L.A. Clippers	W	115-105	5-4	
1/10	10	Toronto	W	106-105	6-4	
1/12	11	Indiana	L	95-104	6-5	
1/14	12	at Denver	L	104-114	6-6	
1/18	13	at L.A. Lakers	W	115-113	7-6	
1/20	14	San Antonio	W	121-99	8-6	
1/21	15	New York	L	104-119	8-7	
1/23	16	at Utah	L	108-127	8-8	1,932
1/25	17	Minnesota	W	130-108	9-8	
1/27	18	Minnesota	W	123-111	10-8	
1/28	19	at Phoenix	L	93-114	10-9	
1/30	20	Detroit	W	118-91	11-9	
2/2	21	Boston	L	107-111	11-10	
2/4	22	at Dallas	W	147-116	12-10	
2/6	23	at Dallas	L	132-134	12-11	
2/8	24	at San Antonio	L	100-105	12-12	
2/9	25	at San Antonio	W	114-91	13-12	
2/11	26	Orlando	W	111-105	14-12	
2/13	27	Brooklyn	L	117-134	14-13	
2/15	28	Cleveland	W	129-98	15-13	
2/17	29	Miami	W	120-112(ot)	16-13	
2/19	30	at Orlando	L	120-124	16-14	4,287
2/20	31	at Charlotte	L	100-102	16-15	
2/23	32	at New York	W	114-106	17-15	1,981
2/24	33	at Indiana	W	111-107	18-15	
2/26	34	Charlotte	W	130-121	19-15	
2/28	35	at L.A. Lakers	L	91-117	19-16	
3/3	36	at Portland	L	106-108	19-17	
3/4	37	at Phoenix	L	98-120	19-18	3,233
3/11	38	at L.A. Clippers	L	104-130	19-19	
3/14	39	Utah	W	131-119	20-19	
3/15	40	L.A. Lakers	L	97-128	20-20	
3/17	41	at Houston	W	108-94	21-20	3,259
3/19	42	at Memphis	W	116-103	22-20	2,716
3/20	43	at Memphis	L	103-111	22-21	
3/23	44	Philadelphia	L	98-108	22-22	
3/25	45	at Sacramento	L	119-141	22-23	
3/26	46	Atlanta	L	108-124	22-24	
3/29	47	Chicago	W	116-102	23-24	
4/1	48	at Miami	L	109-116	23-25	
4/2	49	at Toronto	L	77-130	23-26	3,085
4/4	50	at Atlanta	L	111-117	23-27	2,937
4/6	51	Milwaukee	W	122-121	24-27	
4/9	52	Washington	L	107-110	24-28	
4/10	53	Houston	W	125-109	25-28	
4/12	54	Denver	W	116-107	26-28	
4/14	55	at Oklahoma City	W	147-109	27-28	
4/15	56	at Cleveland	W	119-101	28-28	4,148
4/17	57	at Boston	L	114-119	28-29	2,298
4/19	58	at Philadelphia	W	107-96	29-29	4,094
4/21	59	at Washington	L	114-118	29-30	2,133
4/23	60	Denver	W	118-97	30-30	1,935
4/25	61	Sacramento	W	117-113	31-30	3,252
4/27	62	Dallas	L	103-133	31-31	3,613
4/29	63	at Minnesota	L	114-126	31-32	1,638
5/1	64	at Houston	W	113-87	32-32	3,702
5/3	65	at New Orleans	W	123-108	33-32	3,700
5/4	66	at New Orleans	L	103-108	33-33	3,700
5/6	67	Oklahoma City	W	118-97	34-33	3,621
5/8	68	Oklahoma City	W	136-97	35-33	4,155
5/10	69	Utah	W	119-116	36-33	4,155
5/11	70	Phoenix	W	122-116	37-33	4,155
5/14	71	New Orleans	W	125-122	38-33	
5/16	72	Memphis	W	113-101	39-33	4,416
PLAY-IN TOURNAMENT - (8) Warriors						
5/19	---	at (7) L.A. Lakers	L	100-103	---	6,022
5/21	---	(9) Memphis	L	112-117	---	7,505

GOLDEN STATE WARRIORS 2021-22



BACK ROW (left to right): Assistant Coach Chris DeMarco, Kevon Looney, Otto Porter, James Wiseman, Nemanja Bjelica, Nathan Kuminga, Assistant Coach Dejan Milojević; MIDDLE: Assistant Coach Bruce Fraser, Moses Moody, Damion Lee, Andrew Wiggins, Juan Toscano-Anderson, Quinndary Weatherspoon, Chris Chiozza, Assistant Coach/Director of Player Development Jama Mahlalela; FRONT: Assistant Coach Ron Adams, Assistant Coach Kenny Atkinson, Gary Payton II, Jordan Poole, Stephen Curry, Draymond Green, Klay Thompson, Andre Iguodala, Head Coach Steve Kerr, Assistant Coach Mike Brown

PLAYER	3-PT FG										REBOUNDS										
	G	MIN	FGM	FGA	PCT	FG	FGA	PCT	FTM	FTA	PCT	OFF	DEF	TOT	AST	PF	STL	TO	BLK	PTS	AVG
Curry	64	2211	535	1224	.437	285	750	.380	275	298	.923	34	301	335	404	130	85	206	23	1630	25.5
Thompson	32	941	246	573	.429	114	296	.385	46	51	.902	15	110	125	88	54	16	43	17	652	20.4
Poole	76	2283	474	1058	.448	211	580	.364	246	266	.925	34	226	260	304	206	60	187	23	1405	18.2
Wiggins	73	2330	475	1019	.466	157	399	.393	149	235	.634	85	240	325	161	158	76	111	52	1256	17.2
Kuminga	70	1185	236	460	.513	50	149	.336	130	190	.684	54	180	234	64	146	31	74	22	652	9.3
Porter	63	1396	193	416	.464	80	216	.370	49	61	.803	86	276	362	94	83	68	37	29	515	8.2
Green	46	1329	135	257	.525	16	54	.296	60	91	.659	45	291	336	320	136	61	139	49	346	7.5
Lee	63	1256	169	383	.441	63	187	.337	66	75	.880	27	176	203	63	95	39	38	6	467	7.4
Payton	71	1248	212	344	.616	43	120	.358	35	58	.603	72	175	247	64	131	96	40	22	502	7.1
Bjelica	71	1143	160	342	.468	54	149	.362	59	81	.728	62	232	294	159	128	41	87	26	433	6.1
Looney	82	1732	208	364	.571	0	1	.000	75	125	.600	208	388	596	165	215	50	67	52	491	6.0
Moody	52	607	80	183	.437	40	110	.364	28	36	.778	17	63	80	23	43	7	13	10	228	4.4
Toscano-Anderson	73	994	115	235	.489	28	87	.322	40	70	.571	28	148	176	127	115	48	68	17	298	4.1
Iguodala	31	603	46	121	.380	17	74	.230	15	20	.750	21	79	100	114	34	27	28	22	124	4.0
Weatherspoon	11	73	12	21	.571	1	5	.200	5	5	1.000	2	12	14	5	15	1	3	1	30	2.7
Chiozza	34	372	24	81	.296	17	53	.321	2	3	.667	9	27	36	65	32	13	32	0	67	2.0
Dowtin	4	28	3	6	.500	0	1	.000	0	0	---	1	6	7	3	2	0	1	1	6	1.5

Western Conference First Round - Warriors Win Series 4-1

Apr 16	Denver 107 at Golden State 123
Apr 18	Denver 106 at Golden State 126
Apr 21	Golden State 118 at Denver 113
Apr 24	Golden State 121 at Denver 126
Apr 27	Denver 98 at Golden State 102

Western Conference Semifinals - Warriors Win Series 4-2

May 1	Golden State 117 at Memphis 116
May 3	Golden State 101 at Memphis 106
May 7	Memphis 112 at Golden State 142
May 9	Memphis 98 at Golden State 101
May 11	Golden State 95 at Memphis 134
May 13	Memphis 96 at Golden State 110

Western Conference Finals - Warriors Win Series 4-1

May 18	Dallas 87 at Golden State 112
May 20	Dallas 117 at Golden State 126
May 22	Golden State 109 at Dallas 100
May 24	Golden State 109 at Dallas 119
May 26	Dallas 110 at Golden State 120

NBA Finals - Warriors Win Series 4-2

June 2	Boston 120 at Golden State 108
June 5	Boston 88 at Golden State 107
June 8	Golden State 100 at Boston 116
June 10	Golden State 107 at Boston 97
June 13	Boston 94 at Golden State 104
June 16	Golden State 103 at Boston 90

NOTES

- Golden State won its seventh NBA championship, and fourth in the last eight years, becoming the first Bay Area professional sports franchise to accomplish the feat, and the third NBA team to do so.
- Stephen Curry was named the Bill Russell NBA Finals Most Valuable Player after averaging 31.2 points (career-best in any Finals), 6.0 rebounds, 5.0 assists and 2.00 steals in 37.5 minutes per game in the 2022 NBA Finals vs. Boston.
- Finished the regular season with a 53-29 (.646) record, third-best record in the Western Conference behind Phoenix and Memphis.
- The Warriors won road games in each of their four playoff series, extending their NBA record to 27 consecutive playoff series with at least one road victory.
- Stephen Curry, who became the NBA's all-time leader in 3-pointers made, became the first player in NBA history to make 3,000 career 3-pointers. For the seventh time in his career and for the second straight season, Curry led the league in 3-pointers made (285).
- Stephen Curry made his eighth career All-Star appearance (all starts), Andrew Wiggins was voted a starter for the first time in his career and Draymond Green was named a reserve, his fourth career selection, but did not play due to injury.
- Klay Thompson returned to the lineup on January 9, 2022 vs. Cleveland, for the first time since June 13, 2019, Game 6 of the 2019 NBA Finals, a span of 941 days.
- Kevon Looney played in a career-high 104 games (82 regular season and 22 playoff games), the most by any player in the NBA this season.
- Jordan Poole led the NBA in free throw percentage (.925), edging teammate Stephen Curry (.923), marking just the fourth time in NBA history teammates finished first and second in free throw percentage.

GAME-BY-GAME RESULTS RECORD 53-29



NBA CHAMPIONS

DATE	G	OPPONENT	W/L	SCORE	ATTENDANCE	RECORD
10/19	1	at L.A. Lakers	W	121-114	18,997	1-0
10/21	2	L.A. Clippers	W	115-113	18,064	2-0
10/24	3	at Sacramento	W	119-107	13,876	3-0
10/26	4	at Oklahoma City	W	106-98	15,717	4-0
10/28	5	Memphis	L	101-104(OT)	18,064	4-1
10/30	6	Oklahoma City	W	103-82	18,064	5-1
11/3	7	Charlotte	W	114-92	18,064	6-1
11/5	8	New Orleans	W	126-85	18,064	7-1
11/7	9	Houston	W	120-107	18,064	8-1
11/8	10	Atlanta	W	127-113	18,064	9-1
11/10	11	Minnesota	W	123-110	18,064	10-1
11/12	12	Chicago	W	119-93	18,064	11-1
11/14	13	at Charlotte	L	102-106	19,559	11-2
11/16	14	at Brooklyn	W	117-99	17,732	12-2
11/18	15	at Cleveland	W	104-89	19,432	13-2
11/19	16	at Detroit	W	105-102	20,088	14-2
11/21	17	Toronto	W	119-104	18,064	15-2
11/24	18	Philadelphia	W	116-96	18,064	16-2
11/26	19	Portland	W	118-103	18,064	17-2
11/28	20	at L.A. Clippers	W	105-90	19,068	18-2
11/30	21	at Phoenix	L	96-104	17,071	18-3
12/3	22	Phoenix	W	118-96	18,064	19-3
12/4	23	San Antonio	L	107-112	18,064	19-4
12/6	24	Orlando	W	126-95	18,064	20-4
12/8	25	Portland	W	104-94	18,064	21-4
12/11	26	at Philadelphia	L	93-102	21,016	21-5
12/13	27	at Indiana	W	102-100	17,018	22-5
12/14	28	at New York	W	105-96	19,812	23-5
12/17	29	at Boston	W	111-107	19,156	24-5
12/18	30	at Toronto	L	100-119	7,988	24-6
12/20	31	Sacramento	W	113-98	18,064	25-6
12/23	32	Memphis	W	113-104	18,064	26-6
12/25	33	at Phoenix	W	116-107	17,071	27-6
12/28	34	Denver	L	86-89	18,064	27-7
1/1	35	at Utah	W	123-116	18,306	28-7
1/3	36	Miami	W	115-108	18,064	29-7
1/5	37	at Dallas	L	82-99	20,411	29-8
1/6	38	at New Orleans	L	96-101	15,986	29-9
1/9	39	Cleveland	W	96-82	18,064	30-9
1/11	40	at Memphis	L	108-116	17,794	30-10
1/13	41	at Milwaukee	L	99-118	17,848	30-11
1/14	42	at Chicago	W	138-96	21,174	31-11
1/16	43	at Minnesota	L	99-119	17,136	31-12
1/18	44	Detroit	W	102-86	18,064	32-12
1/20	45	Indiana	L	117-121(OT)	18,064	32-13
1/21	46	Houston	W	105-103	18,064	33-13
1/23	47	Utah	W	94-92	18,064	34-13
1/25	48	Dallas	W	130-92	18,064	35-13
1/27	49	Minnesota	W	124-115	18,064	36-13
1/29	50	Brooklyn	W	110-106	18,064	37-13
1/31	51	at Houston	W	122-108	16,146	38-13
2/1	52	at San Antonio	W	124-120	17,070	39-13
2/3	53	Sacramento	W	126-114	18,064	40-13
2/7	54	at Oklahoma City	W	110-98	17,009	41-13
2/9	55	at Utah	L	85-111	18,306	41-14
2/10	56	New York	L	114-116	18,064	41-15
2/12	57	L.A. Lakers	W	117-115	18,064	42-15
2/14	58	at L.A. Clippers	L	104-119	19,068	42-16
2/16	59	Denver	L	116-117	18,064	42-17
2/24	60	at Portland	W	132-95	20,098	43-17
2/27	61	Dallas	L	101-107	18,064	43-18
3/1	62	at Minnesota	L	114-129	17,136	43-19
3/3	63	at Dallas	L	113-122	20,229	43-20
3/5	64	at L.A. Lakers	L	116-124	18,997	43-21
3/7	65	at Denver	L	124-131	19,542	43-22
3/8	66	L.A. Clippers	W	112-97	18,064	44-22
3/10	67	at Denver	W	113-102	19,520	45-22
3/12	68	Milwaukee	W	122-109	18,064	46-22
3/14	69	Washington	W	126-112	18,064	47-22
3/16	70	Boston	L	88-110	18,064	47-23
3/20	71	San Antonio	L	108-110	18,064	47-24
3/22	72	at Orlando	L	90-94	17,164	47-25
3/23	73	at Miami	W	118-104	19,600	48-25
3/25	74	at Atlanta	L	110-121	17,724	48-26
3/27	75	at Washington	L	115-123	20,476	48-27
3/28	76	at Memphis	L	95-123	17,011	48-28
3/30	77	Phoenix	L	103-107	18,064	48-29
4/2	78	Utah	W	111-107	18,064	49-29
4/3	79	at Sacramento	W	109-90	17,583	50-29
4/7	80	L.A. Lakers	W	128-112	18,064	51-29
4/9	81	at San Antonio	W	100-94	18,627	52-29
4/10	82	at New Orleans	W	128-107	16,595	53-29

2021 PLAY-IN TOURNAMENT

The Warriors finished the 2020-21 season with Play-In Tournament losses to the Lakers and Grizzlies, preventing a playoff appearance. On May 18, 2021, LeBron James recorded a triple-double (22 points, 11 rebounds, 10 assists) and the game-winning 3-pointer with 58.2 seconds left to help lift the #7 seed Lakers to a 103-100 win over the #8 seed Warriors at Staples Center in the "Seven-Eight" game of the Play-In Tournament to advance to the playoffs and a first-round meeting with the #2 seed Phoenix Suns. On May 21, 2021, Ja Morant scored a team-high 35 points to help the #9 seed Grizzlies overcome a 39-point effort from Stephen Curry and a triple-double from Draymond Green to secure the #8 seed in the NBA Playoffs and eliminate the Warriors from the postseason with a 117-112 overtime win at Chase Center. The Grizzlies secured a first-round series against the #1 seed Utah Jazz.

On the last day of the regular season the Warriors secured the #8 seed in the Play-In Tournament with a 113-101 win over the Grizzlies on May 16, 2021.

PLAYER	G	GS	MIN	FG	FGA	FG%	3P	3PA	3P%	FT	FTA	FT%	REB	AST	PF	STL	TO	BLK	PTS	AVG
Curry	2	2	88	25	51	.490	12	24	.500	14	15	.933	11	8	7	3	13	0	76	38.0
Wiggins	2	2	84	20	40	.500	2	9	.222	1	2	.500	13	4	8	0	4	3	43	21.5
Poole	2	0	64	10	20	.500	5	10	.500	4	4	1.000	4	7	7	0	2	1	29	14.5
Bazemore	2	2	50	7	22	.318	4	10	.400	2	6	.333	8	3	4	7	2	1	20	10.0
Green	2	2	86	5	16	.313	1	2	.500	2	2	1.000	25	18	8	4	12	4	13	6.5
Toscano-Anderson	2	0	58	4	12	.333	2	7	.286	3	4	.750	13	5	4	0	5	2	13	6.5
Looney	2	2	44	4	7	.571	0	0	.000	1	2	.500	17	4	5	1	1	3	9	4.5
Mulder	2	0	31	4	9	.444	1	6	.167	0	0	.00	3	0	1	0	2	1	9	4.5
Payton II	0	0	0	0	0	.000	0	0	.000	0	0	.00	0	0	0	0	0	0	0	0.0
Mannion	0	0	0	0	0	.000	0	0	.000	0	0	.00	0	0	0	0	0	0	0	0.0
Smailagic	0	0	0	0	0	.000	0	0	.000	0	0	.00	0	0	0	0	0	0	0	0.0
Paschall	0	0	0	0	0	.000	0	0	.000	0	0	.00	0	0	0	0	0	0	0	0.0
Bell	0	0	0	0	0	.000	0	0	.000	0	0	.00	0	0	0	0	0	0	0	0.0
Lee	0	0	0	0	0	.000	0	0	.000	0	0	.00	0	0	0	0	0	0	0	0.0
WARRIORS	2		505	79	177	.446	27	68	.397	27	35	.771	113	49	44	15	41	15	212	106.0
OPPONENTS	2		505	77	189	.407	25	66	.379	41	51	.804	115	49	41	29	28	13	220	110.0

----- SINGLE-GAME HIGHS -----

----- AVERAGE PER GAME -----

PLAYER	MIN	REB	AST	STL	TO	BLK	PTS	MIN	REB	AST	STL	TO	BLK	PTS
Curry	47	7	5	3	7	0	39	44.0	5.5	4.0	1.5	6.5	0.0	38.0
Wiggins	44	10	2	0	2	2	22	42.0	6.5	2.0	0.0	2.0	1.5	21.5
Poole	38	3	4	0	1	1	19	32.0	2.0	3.5	0.0	1.0	0.5	14.5
Bazemore	26	4	2	5	2	1	10	25.0	4.0	1.5	3.5	1.0	0.5	10.0
Green	45	16	10	3	6	3	11	43.0	12.5	9.0	2.0	6.0	2.0	6.5
Toscano-Anderson	32	7	4	0	4	1	9	29.0	6.5	2.5	0.0	2.5	1.0	6.5
Looney	24	13	3	1	1	2	6	22.0	8.5	2.0	0.5	0.5	1.5	4.5
Mulder	22	3	0	0	2	1	5	15.5	1.5	0.0	0.0	1.0	0.5	4.5
Payton II	0	0	0	0	0	0	0	0	0.0	0.0	0.0	0.0	0.0	0.0
Mannion	0	0	0	0	0	0	0	0	0.0	0.0	0.0	0.0	0.0	0.0
Smailagic	0	0	0	0	0	0	0	0	0.0	0.0	0.0	0.0	0.0	0.0
Paschall	0	0	0	0	0	0	0	0	0.0	0.0	0.0	0.0	0.0	0.0
Bell	0	0	0	0	0	0	0	0	0.0	0.0	0.0	0.0	0.0	0.0
Lee	0	0	0	0	0	0	0	0	0.0	0.0	0.0	0.0	0.0	0.0

2021 PLAY-IN TOURNAMENT



GRIZZLIES 117, WARRIORS 112

CHASE CENTER, SAN FRANCISCO, CA

May 21, 2021 -- Ja Morant scored a team-high 35 points to help the #9 seed Grizzlies overcome a 39-point effort from Stephen Curry and a triple-double from Draymond Green to secure the #8 seed in the NBA Playoffs and eliminate the Warriors from the postseason with a 117-112 overtime win at Chase Center.

The Warriors overcame a 17-point second-quarter deficit and a 10-point deficit with 3:36 left in the fourth quarter, tying the score at 97-all with 1:12 left in the fourth quarter thanks to a 12-2 run. The Grizzlies retook the lead, 99-97, with 54.9 seconds remaining but Andrew Wiggins' alley-oop layup tied the score at 99-99 with 33.2 seconds left. The Warriors forced the Grizzlies into a shot violation, but Draymond Green missed a floater in the lane, sending the game into overtime. Memphis led, 107-103, with 3:11 left in overtime, but the Warriors went on a 6-0 spurt to take a 109-107 advantage with 1:50 left, matching the Warriors' largest lead of the game. A 3-pointer by Xavier Tillman and consecutive baskets by Morant gave the Grizzlies a 114-109 lead with 4.5 seconds left. Jordan Poole buried a 3-pointer, but a 3-point play by Desmond Bane sealed the Grizzlies win, sending them to a first-round playoff matchup against the top-seed Utah Jazz.

Wiggins finished with 22 points. Green recorded 11 points, a game-high 16 rebounds and 10 assists. Poole contributed 19 points off the bench. Kent Bazemore had 10 points. For the Grizzlies, five other players scored in double figures: Dillon Brooks (14), Grayson Allen (12), Tillman (11), Bane (10), Jaren Jackson Jr. (10). Jonas Valanciunas grabbed a team-high 12 rebounds.

NATIONAL BASKETBALL ASSOCIATION

**OFFICIAL SCORER'S REPORT
FINAL BOX**

Friday, May 21, 2021 Chase Center, San Francisco, CA

Officials: #48 Scott Foster, #42 Eric Lewis, #60 James Williams, #77 Karl Lane

Game Duration: 2:42

Attendance: 7505

VISITOR: Memphis Grizzlies (2-0)

	POS	MIN	FG	FGA	3P	3PA	FT	FTA	OR	DR	TOT	A	PF	ST	TO	BS	+/-	PTS	
1 Kyle Anderson	F	39:01	2	7	0	1	5	5	2	8	10	6	1	1	0	2	11	9	
13 Jaren Jackson Jr.	F	14:56	1	6	1	4	7	8	2	0	2	0	4	0	1	2	1	10	
17 Jonas Valanciunas	C	25:33	3	6	1	1	2	4	6	6	12	3	6	0	3	0	7	9	
24 Dillon Brooks	G	45:04	7	22	0	4	0	0	1	1	2	3	5	2	1	0	-1	14	
12 Ja Morant	G	45:45	14	29	5	10	2	2	2	4	6	6	2	4	5	0	-1	35	
22 Desmond Bane		29:20	3	9	1	5	3	3	0	4	4	2	2	0	1	0	-13	10	
2 Xavier Tillman		23:08	4	8	2	3	1	2	3	4	7	1	0	3	0	1	-7	11	
0 De'Anthony Melton		09:40	2	3	1	2	0	0	0	0	0	1	0	0	0	0	5	5	
3 Grayson Allen		25:18	4	8	4	5	0	0	0	4	4	1	1	4	2	1	17	12	
21 Tyus Jones		07:15	0	0	0	0	2	2	0	0	0	0	1	0	0	0	6	2	
15 Brandon Clarke		DNP - Coach's decision																	
10 Tim Frazier		DNP - Coach's decision																	
46 John Konchar		DNP - Coach's decision																	
35 Killian Tillie		DNP - Coach's decision																	
7 Justise Winslow		DNP - Coach's decision																	
		265:00	40	98	15	35	22	26	16	31	47	22	23	14	13	6	5	117	
			40.8%		42.9%		84.6%		TM REB: 10		TOT TO: 15 (12 PTS)								

HOME: GOLDEN STATE WARRIORS (0-2)

	POS	MIN	FG	FGA	3P	3PA	FT	FTA	OR	DR	TOT	A	PF	ST	TO	BS	+/-	PTS	
22 Andrew Wiggins	F	44:18	10	22	1	4	1	1	1	9	10	2	4	0	2	2	-8	22	
23 Draymond Green	F	45:05	5	11	1	1	0	0	1	15	16	10	3	1	6	1	-2	11	
5 Kevon Looney	C	24:27	1	1	0	0	1	2	3	1	4	3	3	1	1	1	-15	3	
26 Kent Bazemore	G	25:30	4	12	1	5	1	4	1	3	4	2	2	2	0	1	-10	10	
30 Stephen Curry	G	47:23	13	28	6	15	7	7	1	3	4	5	5	3	7	0	4	39	
3 Jordan Poole		37:54	6	11	3	5	4	4	0	3	3	4	4	0	1	1	9	19	
95 Juan Toscano-Anderson		31:41	1	5	0	2	2	2	4	3	7	4	2	0	4	1	11	4	
15 Mychal Mulder		08:42	2	4	0	2	0	0	0	0	0	0	0	0	0	0	-14	4	
20 Jordan Bell		DNP - Coach's decision																	
1 Damion Lee		DNP - Coach's decision																	
2 Nico Mannion		DNP - Coach's decision																	
7 Eric Paschall		DNP - Coach's decision																	
0 Gary Payton II		DNP - Coach's decision																	
6 Alen Smailagic		DNP - Coach's decision																	
		265:00	42	94	12	34	16	20	11	37	48	30	23	7	21	7	-5	112	
			44.7%		35.3%		80%		TM REB: 13		TOT TO: 21 (22 PTS)								

SCORE BY PERIOD

	1	2	3	4	OT1	FINAL
Grizzlies	30	32	16	21	18	117
WARRIORS	29	20	24	26	13	112

Inactive: Grizzlies - McDermott (Injury/Illness - Left Foot; Soreness), Porter (

Right Knee; Meniscus Tear)

Points in the Paint: Grizzlies 48 (24/51), WARRIORS 48 (24/45)

2nd Chance Points: Grizzlies 21 (8/14), WARRIORS 13 (5/15)

Fast Break Points: Grizzlies 14 (4/7), WARRIORS 16 (7/10)

MEMO: Valanciunas fouls out at 1:12 in the 4th period.

Biggest Lead: Grizzlies 17, WARRIORS 2

Lead Changes: 9

Times Tied: 5

2021 PLAY-IN TOURNAMENT

LAKERS 103, WARRIORS 100

STAPLES CENTER, LOS ANGELES, CA

May 18, 2021 -- LeBron James recorded a triple-double (22 points, 11 rebounds, 10 assists) and the game-winning 3-pointer with 58.2 seconds left to help lift the No. 7 seed Lakers to a 103-100 win over the No. 8 seed Warriors at Staples Center in the "Seven-Eight" game of the Play-In Tournament to advance to the playoffs and a first-round meeting with the No. 2 seed Phoenix Suns.

Stephen Curry made a 3-pointer with 0.6 seconds left before the half to give the Warriors a 13-point advantage, 55-42, their largest lead of the game. The Warriors led, 72-60, with 5:07 left in the third quarter, but the Lakers outscored the Warriors, 17-7, to pull within two, 79-77, at the end of the quarter. An 8-0 run to open the fourth quarter gave the Lakers their first lead of the game, 85-79. An Anthony Davis dunk with 1:31 left put the Lakers ahead, 100-98. Golden State tied the score at 100-all on two free throws by Curry with 1:23 remaining prior to James' game-winner.

Curry made six 3-pointers en route to a game-high 37 points. Andrew Wiggins scored 21 points. Kent Bazemore and Jordan Poole each tallied 10 points. Kevon Looney grabbed a game-high 13 rebounds, 11 coming in the first half. Davis led the Lakers with 25 points and 12 rebounds. Alex Caruso contributed 14 points off the bench. Dennis Schroder added 12 points and Kentavious Caldwell-Pope had 10 points.

NATIONAL BASKETBALL ASSOCIATION

OFFICIAL SCORER'S REPORT FINAL BOX

Wednesday, May 19, 2021 STAPLES Center, Los Angeles, CA
Officials: #30 John Goble, #58 Josh Tiven, #23 Tre Maddox, #45 Brian Forte

Game Duration: 2:25
Attendance: 6022

VISITOR: Golden State Warriors (0-1)

	POS	MIN	FG	FGA	3P	3PA	FT	FTA	OR	DR	TOT	A	PF	ST	TO	BS	+/-	PTS	
22 Andrew Wiggins	F	39:25	10	18	1	5	0	1	2	1	3	2	4	0	2	1	1	21	
23 Draymond Green	F	41:22	0	5	0	1	2	2	0	9	9	8	5	3	6	3	0	2	
5 Kevon Looney	G	19:56	3	6	0	0	0	0	5	8	13	1	2	0	0	2	-1	6	
26 Kent Bazemore	G	24:31	3	10	3	5	1	2	1	3	4	1	2	5	2	0	-8	10	
30 Stephen Curry	G	40:37	12	23	6	9	7	8	0	7	7	3	2	0	6	0	4	37	
15 Mychal Mulder		21:50	2	5	1	4	0	0	0	3	3	0	1	0	2	1	0	5	
95 Juan Toscano-Anderson		25:54	3	7	2	5	1	2	1	5	6	1	2	0	1	1	-7	9	
3 Jordan Poole		26:25	4	9	2	5	0	0	1	1	3	3	0	1	0	-4	10		
20 Jordan Bell		DNP - Coach's decision																	
2 Nico Mannion		DNP - Coach's decision																	
7 Eric Paschall		DNP - Coach's decision																	
0 Gary Payton II		DNP - Coach's decision																	
6 Alen Smalagic		DNP - Coach's decision																	
		240:00	37	83	15	34	11	15	9	37	46	19	21	8	20	8	-3	100	
			44.6%		44.1%		73.3%		TM REB: 6		TOT TO: 20 (29 PTS)								

HOME: LOS ANGELES LAKERS (1-0)

	POS	MIN	FG	FGA	3P	3PA	FT	FTA	OR	DR	TOT	A	PF	ST	TO	BS	+/-	PTS	
23 LeBron James	F	34:51	7	17	2	4	6	9	4	7	11	10	2	2	1	1	13	22	
3 Anthony Davis	F	42:14	10	24	1	6	4	4	2	10	12	2	4	2	3	1	2	25	
2 Andre Drummond	C	16:45	2	3	0	0	0	0	1	6	7	1	3	0	1	2	-1	4	
1 Kentavious Caldwell-Pope	G	32:31	3	5	2	4	2	2	1	2	3	2	1	3	1	1	-7	10	
17 Dennis Schroder	G	30:28	3	14	1	6	5	6	1	2	3	5	3	1	2	1	-20	12	
4 Alex Caruso		30:17	6	12	2	3	0	0	1	2	3	2	2	3	2	1	4	14	
0 Kyle Kuzma		22:54	3	7	0	2	0	0	2	4	6	4	2	0	0	0	8	6	
15 Montrezl Harrell		09:46	1	3	0	0	2	4	0	3	3	0	0	1	0	0	-2	4	
5 Talen Horton-Tucker		05:46	1	2	1	2	0	0	0	0	0	0	1	1	0	0	1	3	
9 Wesley Matthews		14:28	1	4	1	4	0	0	1	0	1	1	0	0	0	0	17	3	
10 Jared Dudley		DNP - Coach's decision																	
14 Marc Gasol		DNP - Coach's decision																	
28 Alfonzo McKinnie		DNP - Coach's decision																	
7 Ben McLemore		DNP - Coach's decision																	
88 Markieff Morris		DNP - Coach's decision																	
		240:00	37	91	10	31	19	25	13	36	49	27	18	15	11	7	3	103	
			40.7%		32.3%		76%		TM REB: 9		TOT TO: 13 (18 PTS)								

SCORE BY PERIOD

	1	2	3	4	FINAL
Warriors	28	27	24	21	100
LAKERS	22	20	35	26	103

Inactive: Warriors - Lee (Health and Safety Protocols), Oubre Jr. (Injury/Illness - Left Wrist; Soreness), Thompson (Injury/Illness - Right Achilles Tendin; Repair), Wiseman (Injury/Illness - Right Knee; Meniscus Tear)

Inactive: Lakers - Antetokoumpo, Cacok

Points in the Paint: Warriors 40 (20/20), LAKERS 48 (24/48)

2nd Chance Points: Warriors 11 (5/10), LAKERS 7 (3/12)

Fast Break Points: Warriors 9 (4/10), LAKERS 14 (5/10)

Biggest Lead: Warriors 13, LAKERS 7

Lead Changes: 3

Times Tied: 6

Technical fouls - Individual

Warriors (2): Green 2:13 1st, Poole 4:13 2nd

LAKERS (1): Davis 4:13 2nd

WARRIORS ALL-TIME HOME ATTENDANCE



REGULAR SEASON HOME ATTENDANCE

YEAR	GAMES	TOTAL	AVG	YEAR	GAMES	TOTAL	AVG
1946-47	30	129,142	4,305	1985-86	41	401,279	9,787
1947-48	24	109,095	4,546	1986-87	41	423,997	10,341
1948-49	29	94,847	3,721	1987-88	41	465,348	11,350
1949-50	30	63,270	2,109	1988-89	41	587,820	14,337
1950-51	32	105,108	3,285	1989-90	41	616,025	15,025
1951-52	31	96,578	3,115	1990-91	41	616,025	15,025
1952-53	17	56,882	3,346	1991-92	41	616,025	15,025
1953-54	19	113,088	5,952	1992-93	41	616,025	15,025
1954-55	21	123,438	5,878	1993-94	41	616,025	15,025
1955-56	28	164,929	3,890	1994-95	41	616,025	15,025
1956-57	31	158,004	5,097	1995-96	41	616,025	15,025
1957-58	28	156,988	5,067	1996-97	41	621,844	15,167
1958-59	26	153,566	5,906	1997-98	41	500,260	12,201
1959-60	28	226,412	8,086	1998-99	25	335,837	13,433
1960-61	29	196,223	6,766	1999-00	41	509,152	12,418
1961-62	29	161,795	5,579	2000-01	41	591,981	14,439
1962-63	33	101,218	3,067	2001-02	41	593,182	14,468
1963-64	39	132,678	3,402	2002-03	41	634,935	15,486
1964-65	36	76,963	2,138	2003-04	41	665,648	16,235
1965-66	26	124,160	4,775	2004-05	41	670,368	16,350
1966-67	28	216,352	7,727	2005-06	41	749,185	18,273
1967-68	41	185,322	4,520	2006-07	41	742,267	18,104
1968-69	41	194,683	4,748	2007-08	41	804,864	19,631
1969-70	36	189,642	5,268	2008-09	41	776,658	18,942
1970-71	38	195,935	5,156	2009-10	41	739,120	18,027
1971-72	35	200,917	5,740	2010-11	41	766,398	18,693
1972-73	41	244,504	5,964	2011-12	33	622,311	18,858
1973-74	41	265,095	6,465	2012-13	41	794,320	19,374
1974-75	41	360,740	8,799	2013-14	41	803,436	19,596
1975-76	41	490,846	11,972	2014-15	41	803,436	19,596
1976-77	41	479,328	11,691	2015-16	41	803,436	19,596
1977-78	41	474,715	11,578	2016-17	41	803,436	19,596
1978-79	41	427,252	10,421	2017-18	41	803,436	19,596
1979-80	41	344,483	8,402	2018-19	41	803,436	19,596
1980-81	41	413,480	10,084	2019-20	N/A		
1981-82	41	401,646	9,796	2020-21	N/A		
1982-83	41	341,243	8,323	2021-22	41	740,624	18,064
1983-84	41	337,817	8,239	Totals	2,729	31,479,153	11,535
1984-85	41	300,580	7,331				

PLAYOFF HOME ATTENDANCE

YEAR	GAMES	TOTAL	AVG	YEAR	GAMES	TOTAL	AVG
1946-47	5	36,886	7,377	1974-75	9	115,451	12,828
1947-48	6	35,777	6,462	1975-76	7	90,877	12,982
1948-49	1	3,536	3,536	1976-77	5	65,079	13,016
1949-50	1	2,215	2,215	1986-87	4	60,100	15,025
1950-51	1	2,667	2,667	1988-89	3	45,075	15,025
1951-52	2	4,302	2,151	1990-91	4	60,100	15,025
1955-56	6	53,798	8,966	1991-92	2	30,050	15,025
1956-57	1	4,525	4,525	1993-94	1	15,025	15,025
1957-58	3	22,748	7,583	2006-07	5	103,312	20,662
1959-60	5	56,623	11,324	2012-13	6	117,576	19,596
1960-61	2	10,780	5,390	2013-14	3	58,788	19,596
1961-62	6	48,274	8,046	2014-15	11	215,556	19,596
1963-64	6	52,345	8,724	2015-16	14	274,344	19,596
1966-67	8	82,274	10,409	2016-17	9	176,364	19,596
1967-68	5	41,635	8,327	2017-18	11	215,556	19,596
1968-69	3	33,142	11,047	2018-19	11	215,556	19,596
1970-71	2	15,936	7,968	2021-22	12	216,768	18,064
1971-72	2	23,722	11,861	Totals	187	2,661,405	14,232
1972-73	5	54,598	10,920				

WARRIORS INTERNATIONAL PLAYERS

In the history of the Warriors franchise, 46 players representing a total of 29 international countries have played for the team. Here is a look at all of the international players in franchise history:

Argentina (1)

Pepe Sanchez

Australia (1)

Andrew Bogut

Bosnia & Herzegovina (1)

Ognjen Kuzmic

Brazil (2)

Leandro Barbosa

Anderson Varejao

Canada (5)

Chris Boucher

Ron Crevier

Mychal Mulder

Mike Smrek

Andrew Wiggins

Congo (2)

Jonathan Kuminga

DJ Mbenga

Croatia (1)

Dragan Bender

Czech Republic (1)

Jiri Welsh

Dominican Republic (1)

Luis Flores

England (1)

Kelenna Azubuike

France (2)

Mickaël Pietrus

Ronny Turiaf

Gabon (1)

Stephane Lasme

Germany (2)

Uwe Blab

Christian Welp

Israel (1)

Omri Casspi

Italy (1)

Marco Belinelli

Nico Mannion

Latvia (1)

Andris Biedrins

Lebanon (1)

Rony Seikaly

Lithuania (2)

Sarunas Jasikevicius

Sarunas Marciulionis

Mexico (2)

Eduardo Najera

Juan Toscano-Anderson

Netherlands (3)

Hank Beenders

Dan Gadzuric

Geert Hammink

Nigeria (1)

Festus Ezeli

Panama (1)

Ruben Garces

Republic of Georgia (2)

Zaza Pachulia

Nikoloz Tskitishvili

Russia (1)

Thomas Meschery

Serbia (5)

Zarko Cabarkapa

Nemanja Nedovic

Kosta Perovic

Vladimir Radmanovic

Alen Smailagic

St. Vincent and the Grenadines (1)

Adonal Foyle

Sudan (1)

Manute Bol

Sweden (1)

Jonas Jerebko

Venezuela (2)

Carl Herrera

Oscar Torres



ZAZA PACHULIA



KELENN AZUBUIKE



ANDREW BOGUT

GAMES (ALL IN PRESEASON)	DATE	LOCATION	ARENA
Golden State Warriors 132 - Charlotte Hornets 116	Oct 18, 1994	Paris, France	Palais Omnisports de Bercy
Golden State Warriors 122 - Joventut Badalona 104	Oct 20, 1994	Badalona, Spain	Pavello de Badalona
Golden State Warriors 117 - New Jersey Nets 91	Oct 24, 1999	Mexico City, Mexico	Palacio de los Deportes
Golden State Warriors 121 - Denver Nuggets 115	Oct 14, 2006	Monterrey, Mexico	Arena de Monterrey
Golden State Warriors 94 - Milwaukee Bucks 98	Oct 15, 2008	Guangzhou, China	Guangzhou Gymnasium
Golden State Warriors 109 - Milwaukee Bucks 108	Oct 17, 2008	Beijing, China	Beijing Olympic Basketball Arena
Golden State Warriors 100 - Los Angeles Lakers 95	Oct. 15, 2013	Beijing, China	MasterCard Center
Golden State Warriors 115 - Los Angeles Lakers 89	Oct. 18, 2013	Shanghai, China	Mercedes Benz Center
Golden State Warriors 97 - Minnesota Timberwolves 111	Oct. 4, 2017	Shenzhen, China	Shenzhen Universiade Sports Centre
Golden State Warriors 142 - Minnesota Timberwolves 110	Oct. 8, 2017	Shanghai, China	Mercedes-Benz Arena
Golden State Warriors 96 - Washington Wizards 87	Sept. 30, 2022	Saitama, Japan	Saitama Super Arena
Golden State Warriors 104 - Washington Wizards 95	Oct. 2, 2022	Saitama, Japan	Saitama Super Arena

1994 Preseason Games in Europe

10/18/94 Golden State Warriors 132 – Charlotte Hornets 116 at the Palais Omnisports de Bercy in Paris, France

10/20/94 Golden State Warriors 122 – Joventut Badalona 104 at the Pavello Olimpico Pavello de Badalona in Badalona, Spain

1999 Preseason Game at the Palacio de los Deportes in Mexico City, Mexico

10/24/99 Golden State Warriors 117 – New Jersey Nets 91

2006 NBA Mexico Preseason Game at Arena de Monterrey in Monterrey, Mexico

10/14/06 Golden State Warriors 121 – Denver Nuggets 115

2008 NBA China Games

10/15/08 Milwaukee Bucks 98 – Golden State Warriors 94 at Guangzhou Gymnasium in Guangzhou, China

10/17/08 Golden State Warriors 109 – Milwaukee Bucks 108 at the Beijing Olympic Basketball Arena, Beijing, China

NBA Global Games 2013-14

10/15/2013 Golden State Warriors 100 - Los Angeles Lakers 95 at MasterCard Center in Beijing, China

10/18/2013 Golden State Warriors 115 - Los Angeles Lakers 89 at Mercedes Benz Center in Shanghai, China

2017 NBA China Games

10/4/17 Minnesota Timberwolves 111 - Golden State Warriors 97 at Shenzhen Universiade Sports Centre, Shenzhen, China

10/8/17 Golden State Warriors 142 - Minnesota Timberwolves 110 at Mercedes-Benz Arena, Shanghai, China

2022 NBA Japan Games

9/30/22 Golden State Warriors 96 - Washington Wizards 87 at Saitama super Arena, Saitama, Japan

10/2/22 Golden State Warriors 104 - Washington Wizards 95 at Saitama super Arena, Saitama, Japan



WARRIORS INTERNATIONAL TRAVELS

Warriors players throughout the years have visited places around the globe.



SHANGHAI, CHINA

Stephen Curry
2017 NBA Global Games - China
October 2017

BEIJING, CHINA

Klay Thompson
2013 Global Games - Beijing
October 2013



PARIS, FRANCE

Mickael Pietrus
Basketball Without Borders
August 2007

SAN JUAN, PUERTO RICO

Adonal Foyle
Basketball Without Borders
July 2006
Jr NBA and Jr WNBA Court Opening



TOKYO, JAPAN

Team at Tokyo Tower
2022 NBA Japan Games
September 2022

ALL-TIME ROSTER



WARRIORS ALL-TIME JERSEY ROSTER (WEST COAST ERA)

- 00 - Tony Delk
- 00 - Jonathan Kuminga
- 00 - Robert Parish

- 0 - Gilbert Arenas
- 0 - DeMarcus Cousins
- 0 - Toney Douglas
- 0 - Patrick McCaw
- 0 - Aaron Miles
- 0 - Gary Payton II
- 0 - D'Angelo Russell
- 0 - Dajuan Wagner

- 1 - Tyrone Bogues
- 1 - Manute Bol
- 1 - Stephen Jackson
- 1 - Damian Lee
- 1 - Randy Livingston
- 1 - Ognjen Kuzmic
- 1 - Scott Machado
- 1 - JaVale McGee
- 1 - Troy Murphy
- 1 - Jason Thompson
- 1 - Gus Williams
- 1 - Dorell Wright

- 2 - Drew Barry
- 2 - Jordan Bell
- 2 - MarShon Brooks
- 2 - Joe Barry Carroll
- 2 - Willie Cauley-Stein
- 2 - Chris Chiozza
- 2 - Chris Garner
- 2 - Jarrett Jack
- 2 - Keith Jennings
- 2 - Acie Law IV
- 2 - Gerald Madkins
- 2 - Nico Mannion
- 2 - Dean Oliver
- 2 - Mickael Pietrus
- 2 - Kevin Pritchard
- 2 - Nate Robinson
- 2 - Briante Weber

- 3 - Will Bynum
- 3 - Al Harrington
- 3 - Sean Higgins
- 3 - Donyell Marshall
- 3 - Jordan Poole
- 3 - Anthony Roberson
- 3 - Clifford Robinson
- 3 - Larry Robinson
- 3 - Bob Sura
- 3 - Tom Tolbert
- 3 - Jeremy Tyler
- 3 - Kermit Washington
- 3 - David West
- 3 - Rodney White

- 4 - Jeff Adrien
- 4 - Steve Alford
- 4 - Vincent Askew
- 4 - Greg Ballard
- 4 - Quinn Cook
- 4 - Mark Davis
- 4 - Derek Fisher
- 4 - John Lucas
- 4 - Keith McLeod
- 4 - Moses Moody
- 4 - Chris Porter
- 4 - Anthony Randolph
- 4 - Brandon Rush
- 4 - Rony Seikaly
- 4 - Omari Spellman
- 4 - C.J. Watson
- 4 - Chris Webber
- 4 - Jiri Welsch
- 4 - Tony White

- 5 - Tom Abernethy
- 5 - Greg Ballard
- 5 - Melvin Booker
- 5 - Vonteevo Cummings
- 5 - Baron Davis
- 5 - Dave Feitl
- 5 - Tim Hardaway
- 5 - Bart Kofoed
- 5 - Rusty LaRue
- 5 - Kevon Looney
- 5 - Dominic McGuire
- 5 - Paul Pressey
- 5 - Guy Rodgers
- 5 - Donald Royal
- 5 - Guy Rucker
- 5 - Ansu Sesay
- 5 - Marreese Speights
- 5 - Bill Turner
- 5 - Marcus Williams

- 6 - Jamal Crawford
- 6 - Luis Flores
- 6 - Troy Hudson
- 6 - Sam Jacobson
- 6 - Avery Johnson
- 6 - Alen Smailagic
- 6 - Nick Young

- 7 - Kelenna Azubuike
- 7 - Mark Davis
- 7 - Justin Holiday
- 7 - Antawn Jamison
- 7 - Carl Landry
- 7 - Dan Langhi
- 7 - Jeremy Lin
- 7 - Jerome Kersey
- 7 - Sam Mack
- 7 - Jermaine O'Neal
- 7 - Eric Paschall
- 7 - Gary Phillips
- 7 - Peter Thibeaux
- 7 - Kelvin Upshaw
- 7 - Hubie White

- 8 - Nemanja Bjelica
- 8 - Alec Burks
- 8 - Monta Ellis
- 8 - Tony Farmer
- 8 - Tom Gugliotta
- 8 - Marques Johnson
- 8 - Nemanja Nedovic
- 8 - Dickey Simpkins
- 8 - Chris Washburn

- 9 - J.R. Bremer
- 9 - Connie Dierking
- 9 - Ike Diogu
- 9 - Wilbert Frazier
- 9 - Andre Iguodala
- 9 - George Lee
- 9 - Ryan Lorthridge
- 9 - Rony Seikaly
- 9 - John Starks

- 10 - Dragan Bender
- 10 - Manute Bol
- 10 - Mookie Blaylock
- 10 - Ron Brewer
- 10 - Speedy Claxton
- 10 - Jacob Evans III
- 10 - Mike Dunleavy
- 10 - Tim Hardaway
- 10 - Joe Hassett
- 10 - Charles Johnson
- 10 - David Lee
- 10 - Dirk Minniefield
- 10 - Perry Moss
- 10 - Adrian Smith
- 10 - Mark Wade
- 10 - Brad Wanamaker
- 10 - Jo Jo White

- 11 - B.J. Armstrong
- 11 - Earl Boykins
- 11 - Zarko Cabarkapa
- 11 - Dave Gambee
- 11 - Josh Grant
- 11 - Dave Gunther
- 11 - A.J. Guyton
- 11 - Steve Harris
- 11 - Joe Hassett
- 11 - Jaren Jackson
- 11 - Damon Jones
- 11 - Coby Karl
- 11 - Marshall Rogers
- 11 - Clinton Smith
- 11 - Klay Thompson
- 11 - Raymond Townsend
- 11 - Bob Warlick
- 11 - Brandon Williams
- 11 - Othell Wilson

- 12 - Andrew Bogut
- 12 - Ky Bowman
- 12 - E. C. Coleman
- 12 - Bimbo Coles
- 12 - Levi Fontaine
- 12 - Mike Gale
- 12 - Winston Garland
- 12 - Robert Hawkins
- 12 - Gary Hill
- 12 - Fred LaCour
- 12 - Stephane Lasme
- 12 - Ted Luckenbill
- 12 - Renaldo Major
- 12 - Paul Neumann
- 12 - Kelly Oubre Jr.
- 12 - Ish Smith
- 12 - Andre Spencer
- 12 - Ron Williams
- 12 - David Wood

- 13 - **Wilt Chamberlain***
- 13 - Sarunas Marciulionis
- 13 - Howard Montgomery
- 13 - Bud Olsen
- 13 - Larry Smith

- 14 - Barry Kramer
- 14 - **Tom Meschery***

- 15 - Andris Biedris
- 15 - Steve Burt
- 15 - Phil Chenier
- 15 - Lester Conner
- 15 - Bill Curley
- 15 - Vinny Del Negro
- 15 - Charles Dudley
- 15 - Tom Gola
- 15 - Geoff Huston
- 15 - Damian Jones
- 15 - Nick Jones
- 15 - Bud Koper
- 15 - Bob Lewis
- 15 - John Mengelt
- 15 - Mychal Mulder
- 15 - Paul Neumann
- 15 - Latrell Sprewell
- 15 - Rudy White
- 15 - John Windors

16 - Al Attles*

- 17 - Ron Brewer
- 17 - Dave Fedor
- 17 - **Chris Mullin***
- 17 - Cotton Nash
- 17 - Ken Sears
- 17 - Bubba Wilson

- 18 - Marco Belinelli
- 18 - Raja Bell
- 18 - Omri Casspi
- 18 - Don Collins
- 18 - Keith Erickson
- 18 - Lorenzo Romar
- 18 - Otis Smith
- 18 - Oscar Torres
- 18 - Anderson Varejao

- 19 - Lou Amundson
- 19 - Leandro Barbosa
- 19 - Devean George
- 19 - Kosta Perovic

- 20 - Jon Barry
- 20 - Vic Bartolome
- 20 - Kent Bazemore
- 20 - Jordan Bell
- 20 - Alec Burks
- 20 - Dell Dumps
- 20 - Pat Durham
- 20 - Mario Elie
- 20 - Larry Hughes
- 20 - Tim Legler
- 20 - Pace Mannion
- 20 - Cartier Martin
- 20 - James Michael McAdoo
- 20 - DeMarcus Nelson
- 20 - Jeremy Pargo
- 20 - Micheal Ray Richardson
- 20 - Brian Shaw
- 20 - Phil Smith
- 20 - Terry Teagle
- 20 - Nikoloz Tskitishvili
- 20 - Bill Turner
- 20 - Ekpe Udoh

* Number retired in his honor



- 21 - Butch Beard
- 21 - Jason Caffey
- 21 - Robert Churchwell
- 21 - Ian Clark
- 21 - Dewayne Dedmon
- 21 - Jeff Downtin Jr.
- 21 - Eric Floyd
- 21 - Danny Fortson
- 21 - Lloyd Free
- 21 - Byron Houston
- 21 - Jonas Jerebko
- 21 - Lynbert Johnson
- 21 - Jim King
- 21 - Sean Lampley
- 21 - Ricky Marsh
- 21 - Eduardo Najera
- 21 - Zach Norvell Jr.
- 21 - Josh Powell
- 21 - Lou Roe
- 21 - Chris Taft
- 21 - Ronny Turiaf
- 21 - Ron Williams

- 22 - Odis Allison
- 22 - Matt Barnes
- 22 - Steve Bracey
- 22 - Ruben Garces
- 22 - Dean Garrett
- 22 - Rod Higgins
- 22 - Jim Jackson
- 22 - Charles Jenkins
- 22 - Todd Lichti
- 22 - Anthony Morrow
- 22 - Ralph Ogden
- 22 - Sonny Parker
- 22 - Ricky Pierce
- 22 - Glenn Robinson III
- 22 - Malcolm Thomas
- 22 - Darren Tillis
- 22 - Bill Turner
- 22 - Andrew Wiggins

- 23 - Mike Bratz
- 23 - Rickey Brown
- 23 - Scott Burrell
- 23 - Draymond Green
- 23 - Tim Legler
- 23 - Paul McPherson
- 23 - Jeff Mullins
- 23 - Jason Richardson
- 23 - Mitch Richmond
- 23 - Al Thornton
- 23 - C.J. Watson

- 24 - Rick Barry***
- 25 - Jim Barnett
- 25 - Steve Blake
- 25 - Chris Boucher
- 25 - Rodney Carney
- 25 - Erick Dampier
- 25 - Chris Gatling
- 25 - Rickey Green
- 25 - Kevin Henderson
- 25 - Mark Price
- 25 - Chasson Randle
- 25 - Tony Robertson
- 25 - John Stroeder

- 26 - Kent Bazemore
- 26 - Patrick O'Bryant

- 27 - Dwayne Jones
- 27 - Zaza Pachulia

- 28 - DJ Mbenga
- 28 - Alfonzo McKinnie

- 30 - Bill Curley
- 30 - Stephen Curry
- 30 - Darnell Hillman
- 30 - Bernard King
- 30 - Ben McDonald
- 30 - Billy Owens
- 30 - John Starks
- 30 - Carl Thomas
- 30 - Jamel Thomas
- 30 - Clarence Weatherspoon

- 31 - Joe Ellis
- 31 - Festus Ezeli
- 31 - Adonal Foyle
- 31 - Kevin Henderson
- 31 - Chris Hunter
- 31 - Shelton Jones
- 31 - Rob Kurz
- 31 - Mikki Moore
- 31 - Billy Reid

- 32 - Bill Bridges
- 32 - Rickey Brown
- 32 - Marquese Chriss
- 32 - Lester Conner
- 32 - Dale Davis
- 32 - Marcus Derrickson
- 32 - Ray Epps
- 32 - Tellis Frank
- 32 - Mickell Gladness
- 32 - Rod Higgins
- 32 - Tyrone Hill
- 32 - Adam Keefe
- 32 - Lewis Lloyd
- 32 - Jerry Lucas
- 32 - McCoy McLemore
- 32 - Otto Porter Jr.
- 32 - Cazzie Russell
- 32 - Joe Smith
- 32 - Brandon Wright

- 33 - Kenny Battle
- 33 - Uwe Blab
- 33 - Jermareo Davidson
- 33 - Duane Ferrell
- 33 - Antawn Jamison
- 33 - Sarunas Jasikevicius
- 33 - Steve Johnson
- 33 - Ryan Lorthridge
- 33 - Mikki Moore
- 33 - Bob Portman
- 33 - Jerome Whitehead
- 33 - Nate Williams
- 33 - Sam Williams
- 33 - James Wiseman
- 33 - Chris Wright

- 34 - Charlie Bell
- 34 - Keith Benson
- 34 - Mike Dunleavy
- 34 - Shaun Livingston
- 34 - Frank Kendrick
- 34 - Ben McDonald
- 34 - Chris Mills
- 34 - Bud Olsen
- 34 - Gary Phillips
- 34 - Carlos Rogers
- 34 - John Rudometkin
- 34 - Barry Stevens
- 34 - Tom Tolbert
- 34 - Bill Turner
- 34 - David Vaughn
- 34 - Guy Williams

- 35 - Jud Buechler
- 35 - Brian Cardinal
- 35 - Terry Cummings
- 35 - Erick Dampier
- 35 - Kevin Durant
- 35 - Larry Kenon
- 35 - Rudy LaRusso
- 35 - Ray Owens

- 36 - Kevon Looney
- 36 - William Mayfield

- 37 - Nick Van Exel

- 40 - Harrison Barnes
- 40 - Earl Barron
- 40 - Corie Blount
- 40 - Calbert Cheaney
- 40 - Ron Crevier
- 40 - Russell Cross
- 40 - Derrek Dickey
- 40 - Terry Duerod
- 40 - Chris Welp
- 41 - John Coughran
- 41 - Wesley Cox
- 41 - Tod Murphy
- 41 - Derek Smith
- 41 - Jamaal Wilkes
- 41 - Kevin Willis

- 42 - Dwight Davis
- 42 - Nate Thurmond***

- 43 - Chris Carr
- 43 - Wayne Cooper
- 43 - Geert Hammink
- 43 - Mickey Johnson
- 43 - Clyde Lee
- 43 - Larry McNeil
- 43 - Clifford Ray
- 43 - Jim Petersen

- 44 - Mahdi Abdul-Rahman
- 44 - Austin Croshere
- 44 - Orlando Graham
- 44 - Jeff Grayzer
- 44 - Fred Hetzel
- 44 - Marc Jackson
- 44 - Richard Jefferson
- 44 - Hank McDowell
- 44 - Paul Mokeski
- 44 - Cherokee Parks
- 44 - Gary Plummer
- 44 - Clifford Ray
- 44 - Clifford Rozier
- 44 - Leonard Taylor
- 44 - Anthony Tolliver

- 45 - Joe Courtney
- 45 - Cedric Henderson
- 45 - Tony Massenburg
- 45 - John Shasky
- 45 - Purvis Short

- 47 - Dave Lattin

- 50 - Chuck Aleksinas
- 50 - Bob Allen
- 50 - John Coker
- 50 - Dan Gadzuric
- 50 - Corey Maggette
- 50 - Dwayne Gordon
- 50 - Ralph Sampson
- 50 - Felton Spencer
- 50 - Peter Verhoeven

- 51 - Les Jepsen

- 52 - Victor Alexander
- 52 - Chucky Brown
- 52 - Todd Fuller
- 52 - Dave Hoppen
- 52 - George Johnson
- 52 - Mike Smrek

- 53 - Alton Lister

- 54 - Kwame Brown
- 54 - Popeye Jones
- 54 - Dale Schlueter

- 55 - Jordan Crawford
- 55 - Andrew DeClerq
- 55 - Chris Engler
- 55 - Wayne Hightower
- 55 - Ed Nealy
- 55 - Mike Smrek
- 55 - Billy Thompson
- 55 - Reggie Williams
- 55 - Tim Young

- 57 - Hilton Armstrong

- 71 - McCoy McLemore
- 71 - Willie Naulls

- 77 - Vladimir Radmanovic

- 95 - Juan Toscano-Andersson

- 35 players have worn multiple jersey numbers for the Warriors:**

Greg Ballard	4 & 5
Kent Bazemore	20 & 26
Jordan Bell	2 & 20
Manute Bol	1 & 10
Alec Burks	8* & 20
Ron Brewer	10 & 17
Rickey Brown	23 & 32
Lester Conner	15 & 32
Bill Curley	15 & 30
Erick Dampier	25 & 35
Mark Davis	4 & 7
Mike Dunleavy	10 & 34
Tim Hardaway	5 & 10
Joe Hassett	10 & 11
Kevin Henderson	25 & 31
Rod Higgins	22 & 32
Antawn Jamison	7 & 33
Tim Legler	20 & 23
Kevon Looney	5 & 36
Ryan Lorthridge	9 & 33
Jerry Lucas	32 & 47
Ben McDonald	30 & 34
McCoy McLemore	32 & 71
Mikki Moore	31 & 33
Paul Neumann	12 & 15
Bud Olsen	13 & 34
Gary Phillips	7 & 34
Clifford Ray	43 & 44
Rony Seikaly	4 & 9
Mike Smrek	52 & 55
John Starks	9 & 30
Tom Tolbert	3 & 34
Bill Turner	20, 22 & 34
C.J. Watson	4 & 23
Ron Williams	12 & 21

* was allowed to change jersey numbers during season (2019-20) due to Kobe Bryant's passing.

WARRIORS ALL-TIME COLLEGE ROSTER

- Akron (1)**
Bill Turner
- Alcorn State (1)**
Larry Smith
- Alabama (3)**
Jason Caffey
Jermareo Davidson
Latrell Sprewell
- Alabama A&M (1)**
Mickell Gladness
- American Intl. (1)**
Mario Elie
- American University (1)**
Kermit Washington
- Arizona (8)**
Gilbert Arenas
Jud Buechler
Andre Iguodala
Richard Jefferson
Nico Mannion
Chris Mills
Ray Owes
Tom Tolbert
- Arizona State (4)**
Ike Diogu
Alton Lister
Rudy White
Sam Williams
- Arkansas (2)**
Ron Brewer
Moses Moody
- Arkansas-Little Rock (1)**
Derek Fisher
- Auburn (2)**
John Mengelt
Chris Porter
- Auburn-Montgomery (1)**
Orlando Graham
- Augsburg College (1)**
Devean George
- Aurora College (1)**
Wallace Johnson
- Baylor (2)**
Terry Teagle
Ekpe Udoh
- Belmont (1)**
Ian Clark
- Boise State (2)**
John Coker
Coby Karl
- Boston College (4)**
Ky Bowman
Ron Crevier
Bill Curley
Elmore Morgenthaler
- Boston University (1)**
Gary Plummer
- Bowling Green (3)**
Keith McLeod
John Payak
Nate Thurmond
- Bradley (1)**
Patrick O'Bryant
- Bridgeport (1)**
Manute Bol
- California (6)**
Phil Chenier
John Coughran
Charles Johnson
Sean Lampley
Jack Rocker
Leonard Taylor
- California-Irvine (2)**
Ben McDonald
Tod Murphy
- Cal State Fullerton (1)**
Kevin Henderson
- Canisius (1)**
Mike Smrek
- Centenary (2)**
Robert Parish
Larry Robinson
- Charlotte (1)**
Rodney White
- Cincinnati (6)**
Corie Blount
Derrick Dickey
Connie Dierking
Jacob Evans III
Danny Fortson
Nick Van Exel
- Clemson (1)**
Dale Davis
- Cleveland State (2)**
Clinton Smith
Darren Tillis
- Colgate (1)**
Adonal Foyle
- Colorado (1)**
Alec Burks
- Colorado State (2)**
Pat Durham
Dale Schlueter
- Columbia (1)**
Walter Budko
- CCNY (1)**
Phil Farbran
- Connecticut (7)**
Jeff Adrien
Chuck Aleksinas
Hilton Armstrong
Scott Burrell
Donyell Marshall
Clifford Robinson
Marcus Williams
- Creighton (2)**
Bob Portman
Anthony Tolliver
- Dartmouth (1)**
Rudy LaRusso
- Davidson (3)**
Stephen Curry
Fred Hetzel
Brandon Williams
- Dayton (1)**
Chris Wright
- DePaul (3)**
Terry Cummings
Paul McPherson
Edward Mikan
- Detroit (2)**
Terry Duerod
Guy Sparrow
- Dillard (1)**
George Johnson
- Drake (2)**
Lewis Lloyd
McCoy McLemore
- Drexel (1)**
Damon Lee
- Duke (6)**
Quinn Cook
Mike Dunleavy
Corey Maggette
Jeff Mullins
DeMarcus Nelson
Cherokee Parks
- Duquesne (1)**
Ed Dahler
- E. Central Oklahoma (1)**
Claude Overton
- East Tennessee St. (1)**
Keith Jennings
- Eastern Kentucky (1)**
Fred Lewis
- Eastern Michigan (2)**
Earl Boykins
Carl Thomas
- Elizabeth City State (1)**
Michael Gale
- Florida (5)**
Chris Chiozza
Andrew DeClercq
David Lee
Anthony Roberson
Marreese Speights
- Florida Internat'l (1)**
Raja Bell
- Florida State (4)**
Toney Douglas
David Fedor
Bob Sura
Al Thornton
- Fordham (1)**
Ed Conlin
- Fresno State (4)**
Rod Higgins
Renaldo Major
Dominic McGuire
Peter Verhoeven
- Georgetown (5)**
Robert Churchwell
Marcus Derrickson
Eric Floyd
Jaren Jackson
Otto Porter Jr.
- Georgia Tech (8)**
Drew Barry
Jon Barry
Will Bynum
Duane Ferrell
Jarrett Jack
Anthony Morrow
Jim Nolan
Mark Price
- Gonzaga (3)**
Zach Norvell Jr.
Jeremy Pargo
Ronny Turiaf
- Grambling (1)**
Wilbert Frazier
- Guilford College (1)**
World B. Free
- Harvard (1)**
Jeremy Lin
- Hofstra (2)**
Speedy Claxton
Charles Jenkins
- Houston (5)**
Dwight Davis
Damon Jones
Tom Luckenbill
Sam Mack
Gary Phillips
- Houston Baptist (1)**
E.C. Coleman
- Illinois (2)**
Kenny Battle
Andrew Phillip
- Illinois State (1)**
Robert Hawkins
- Indiana (7)**
Tom Abernathy
Steve Alford
Uwe Blab
Calbert Cheaney
Dean Garrett
A.J. Guyton
Frank Radovich
- Iona (2)**
Steve Burtt
Scott Machado
- Iowa (6)**
B.J. Armstrong
Dave Gunther
Les Jepsen
William Mayfield
Dean Oliver
Guy Rucker
- Iowa State (3)**
Victor Alexander
Jeff Grayer
Barry Stevens
- Jackson State (2)**
Ryan Lorthridge
Purvis Short
- Jacksonville (1)**
Otis Smith
- Kansas (10)**
Bill Bridges
Wilt Chamberlain
Wayne Hightower
Aaron Miles
Paul Mokeski
Kelly Oubre Jr.
Kevin Pritchard
Brandon Rush
JoJo White
Andrew Wiggins
- Kansas State (4)**
Lew Hitch
Cartier Martin
Ed Nealy
Mitch Richmond
- Kearney State (1)**
Bart Kofoed
- Kentucky (9)**
Kelenna Azubuike
Willie Gauley-Stein
DeMarcus Cousins
Tony Delc
Yern Hatton
Dirk Minniefield
Mychal Mulder
Charles Nash
Adrian Smith
- King's (DE) (1)**
George Dempsey
- La Salle (6)**
Jack George
Thomas Gola
Norm Grekin
Tim Legler
Jack Moore
James Phelan
- Long Island (3)**
Henry Beenders
Arthur Hillhouse
Irv Torjoff
- Longwood College (1)**
Jerome Kersey
- Louisiana State (3)**
Geert Hammink
Randy Livingston
Anthony Randolph
- Louisville (9)**
Butch Beard
Wesley Cox
Dwayne Morton
Enoch Olsen
Phil Rollins
Clifford Rozier
Derek Smith
Felton Spencer
Billy Thompson
- Loyola (IL) (1)**
Mike Novak
- Manhattan (2)**
Luis Flores
Ricky Marsh
- Maryquette (3)**
Larry McNeill
Juan Toscano-Anderson
Jerome Whitehead
- Marshall (1)**
Bob Allen
- Maryland (6)**
Steve Blake
Sarunas Jasikevicius
John Lucas
Tony Massenburg
Gene Shue
Joe Smith
- Maryland State (1)**
Lefi Fontaine
- Massachusetts (2)**
Stephane Lasme
Lou Roe
- Memphis (10)**
Vincent Askew
Earl Barron
Rodney Carney
Chris Garner
Cedric Henderson
Larry Kenon
Hank McDowell
David Vaughn
Dajuan Wagner
James Wiseman
- Miami (1)**
Rick Barry
- Michigan (9)**
Jamal Crawford
Rickey Green
Sean Higgins
Chris Hunter
George Lee
Jordan Poole
Glenn Robinson III
Cazzie Russell
Chris Webber
- Michigan State (5)**
Robert Armstrong
Charlie Bell
Draymond Green
Jason Richardson
Kevin Willis
- Minnesota (3)**
Sam Jacobson
Jim Petersen
John Shasky
- Mississippi (1)**
Ansu Sesay
- Mississippi State (3)**
Rickey Brown
Erick Dampier
Quindary Weatherspoon
- Missouri (1)**
Melvin Booker
- Montana (2)**
M.R. Richardson
John Stroeder
- Muhlenberg (1)**
Jake Bornheimer
- Murray State (2)**
Joe Fulks
Popeye Jones
- Nebraska (3)**
Dave Hoppen
Tony Farmer
Mikki Moore



Nevada-Las Vegas (4)
 Odis Allison
 Lou Amundson
 Patrick McCaw
 Mark Wade

Nevada-Reno (2)
 JaVale McGee
 David Wood

New Orleans (1)
 Wayne Cooper

New York University (3)
 Jerome Fleishman
 Ralph Kaplowitz
 Barry Kramer

Niagara (1)
 Larry Costello

Norfolk State (1)
 Ray Epps

North Carolina (7)
 Harrison Barnes
 Antawn Jamison
 York Larese
 Bob Lewis
 James Michael McAdoo
 Lennie Rosenbluth
 Brandon Wright

North Carolina A&T (1)
 Al Attles

North Carolina State (6)
 Chucky Brown
 Vinny Del Negro
 Todd Fuller
 Tom Gugliotta
 Josh Powell
 Chris Washburn

Northeastern (1)
 Perry Moss

Northern Arizona (1)
 Andre Spencer

Northwestern (1)
 Joe Ruklick

Notre Dame (3)
 Rob Kurz
 Troy Murphy
 Donald Royal

Oakland University (1)
 Keith Benson

Ohio State (4)
 Jim Jackson
 Neil Johnston
 Jerry Lucas
 D'Angelo Russell

Oklahoma (3)
 Mookie Blaylock
 Eduardo Najera
 Clifford Ray

Oklahoma City (2)
 Gary Hill
 Herbert Koper

Oklahoma State (2)
 Byron Houston
 John Starks

Old Dominion (2)
 Kent Bazemore
 Chris Gatling

Oregon (5)
 Greg Ballard
 Jim Barnett
 Jordan Bell
 Chris Boucher
 Nick Jones

Oregon State (5)
 Vic Bartolome
 Lester Conner
 Dave Gambee
 Steve Johnson
 Gary Payton II

Pacific (1)
 Dell Demps

Pan American (2)
 Howard Montgomery
 Marshall Rogers

Pennsylvania (3)
 Ernie Beck
 Francis Crossin
 Jack McCloskey

Pepperdine (2)
 Bob O'Brien
 Bob Warlick

Pittsburgh (3)
 Vonteego Cummings
 Chris Taft
 Brad Wanamaker

Portland University (1)
 Andy Johnson

Princeton (1)
 Mike Kearns

Providence (6)
 MarShon Brooks
 Austin Croshere
 Ruben Garces
 Joseph Hassett
 Dickey Simpkins
 Jamel Thomas

Purdue (6)
 Brian Cardinal
 J.B. Carroll
 Russell Cross
 Paul Hoffman
 Frank Kendrick
 Carl Landry

Rice (2)
 Bill Closs
 Ricky Pierce

Rider (1)
 Jason Thompson

Rhode Island (1)
 Jeff Dowtin Jr.

Saint Louis (1)
 Larry Hughes

Saint Mary's (CA) (3)
 Frank Kudelka
 Tom Meschery
 Peter Thibeaux

San Diego State (1)
 Malcolm Thomas

San Francisco (5)
 Joe Ellis
 Fred LaCour
 Don Lofgran
 Billy Reid
 Phil Smith

San Jose State (1)
 Darnell Hillman

Santa Clara (2)
 Ralph Ogden
 Kenny Sears

Seton Hall (1)
 Ed Sadowski

Southern (1)
 Avery Johnson

Southern Illinois (2)
 Chris Carr
 Troy Hudson

Southern Methodist (1)
 Roy Pugh

Southern Mississippi (2)
 Joe Courtney
 Clarence Weatherspoon

S.W. Missouri State (1)
 Winston Garland

Stanford (9)
 Mike Bratz
 Howie Dallmar
 Adam Keefe
 Todd Lichti
 Paul Neumann
 Chasson Randle
 Jim Walsh
 John Windsor
 Tim Young

St. Bonaventure (2)
 J.R. Bremer
 Ken Murray

St. Joseph's (PA) (7)
 Al Guokas
 Matt Guokas Sr.
 Dwayne Jones
 Bob McNeill
 Ray Radziszewski
 Alexander Rosenberg
 George Senesky

St. John's (NY) (4)
 Daniel Finn
 Shelton Jones
 Chris Mullin
 Bob Zawoluk

Syracuse (2)
 Billy Owens
 Rony Seikaly

Temple (9)
 Nelson Bobb
 Costic Borsavage
 Marc Jackson
 Bill Kennedy
 Hal Lear
 Bill Milkvy
 Angelo Musi
 Guy Rodgers
 Jerry Rullo

Tennessee (4)
 Bernard King
 Paul Walther
 C.J. Watson
 Tony White

Tennessee State (1)
 Carlos Rogers

Texas (1)
 Kevin Durant

Texas A&M (3)
 Walter Davis
 Acie Law IV
 Robert "Sonny" Parker

Texas-El Paso (3)
 Dave Feitl
 Tim Hardaway
 Dave Lattin

Texas Southern (1)
 Woody Sauldsberry

Texas Tech (2)
 Mark Davis
 Geoff Huston

Texas Wesleyan (1)
 Easy Parham

Tulane (1)
 Mel Payton

Tulsa (4)
 Steve Bracey
 Steve Harris
 James King
 Paul Pressey

UCLA (11)
 Mahdi Abdul-Rahman
 Matt Barnes
 Baron Davis
 Keith Erickson
 Dan Gadzuric
 Marques Johnson
 Kevon Looney
 Gerald Madkins
 Willie Naulls
 Raymond Townsend
 Jamaal Wilkes

U.C. Santa Barbara (1)
 Brian Shaw

UC (4)
 Dewayne Dedmon
 John Rudometkin
 Gus Williams
 Nick Young

Utah (6)
 Andrew Bogut
 Vern Gardner
 Josh Grant
 Pace Mannion
 Fred Sheffield
 Kelvin Upshaw

Utah State (2)
 Pat Dunn
 Nate Williams

Vanderbilt (4)
 Festus Ezeli
 Damian Jones
 Dan Langhi
 Clyde Lee

VCU (1)
 Brianté Weber

Villanova (8)
 Paul Arizin
 Thomas Brennan
 Lawrence Hennessy
 James Mooney
 Eric Paschall
 Bob Schafer
 Omari Spellman
 Hubie White

Virginia (2)
 Ralph Sampson
 Othell Wilson

Virginia Tech (1)
 Bimbo Coles

VMI (1)
 Reggie Williams

Wake Forest (3)
 Muggsy Bogues
 Rusty LaRue
 Ish Smith

Washington (6)
 Marquese Chriss
 Charles Dudley
 Justin Holiday
 Nate Robinson
 Lorenzo Romar
 Chris Welp

Washington State (4)
 Gale Bishop
 Don Collins
 Clay Thompson
 Guy Williams

West Texas State (1)
 Charles Halbert

West Virginia (3)
 Tony Robertson
 Ron Williams
 Mark Workman

Western Carolina (1)
 Thomas Wilson

Western Kentucky (2)
 Tellis Frank
 Charley Parsley

Whitworth (1)
 Ralph Polson

Wichita State (1)
 Lynbert Johnson

Wisconsin-Green Bay (1)
 Alfonso McKinnie

Wyoming (4)
 Chris Engler
 Ron Livingstone
 Moe Radovich
 Kenneth Sailors

Xavier (3)
 Jordan Crawford
 Tyrone Hill
 David West

Youngstown State (1)
 Leo Mogus

For The Record:
 All-Time Roster includes 535 players, representing 190 colleges & universities.

Most Represented:
 UCLA (11)
 Kansas (10)
 Memphis (10)
 Kentucky (9)
 Louisville (9)
 Michigan (9)
 Stanford (9)
 Temple (9)

32 players did not play in college:
 Leandro Barbosa
 Marco Belinelli
 Dragan Bender
 Andris Biedris
 Nemanja Bjelica
 Kwame Brown
 Stan Brown
 Zarko Cabarkapa
 Monta Ellis
 Joseph Graboski
 Al Harrington
 Stephen Jackson
 Jonas Jerebko
 Jonathan Kuminga
 Ognjen Kuzmic
 Shaun Livingston
 Sarunas Marciulionis
 DJ Mbenga
 John Murphy
 Nemanja Nedovic
 Jermaine O'Neal
 Zaza Pachulia
 Kosta Perovic
 Mickael Pietrus
 Vladimir Radmanovic
 Alen Smailagic
 Oscar Torres
 Nikoloz Tskitishvili
 Jeremy Tyler
 Anderson Varejao
 Jiri Welsch
 Dorell Wright

WARRIORS ALL-TIME ROSTER

(STATISTICS INCLUDE ONLY THOSE GAMES PLAYED WITH WARRIORS)

YEAR	G	MIN	FGM	FGA	PCT	3FG	3FGA	PCT	FTM	FTA	PCT	OFF	DEF	TOT	AST	PF-DQ	STL	BLK	PTS	AVG
MAHDI ABDUL-RAHMAN															HT: 6'3" WT: 185 UCLA BORN: APRIL 15, 1942					
72-73	46	629	82	196	.418	—	—	—	44	51	.863	—	—	78	112	91-1	—	—	208	4.5
PLAYOFF RECORD																				
72-73	11	215	30	84	.357	—	—	—	12	12	1.000	—	—	20	28	24-0	—	—	72	6.5
TOM ABERNETHY															HT: 6'7" WT: 220 INDIANA BORN: MAY 6, 1954					
78-79	70	1219	173	342	.515	—	—	—	70	94	.745	74	142	216	79	133-1	39	13	422	6.0
79-80	67	1222	153	318	.481	0	1	.000	56	82	.683	62	129	191	87	118-0	35	12	362	5.4
80-81	10	39	1	3	.333	0	0	—	2	3	.667	0	—	7	8	1	5-0	1	0	4.0
TOTALS	147	2480	327	663	.493	0	1	.000	128	179	.715	137	278	415	167	256-1	75	25	788	5.4
JEFF ADRIEN															HT: 6'7" WT: 243 CONNECTICUT BORN: FEBRUARY 10, 1986					
10-11	23	195	23	54	.426	0	0	—	11	19	.579	23	35	58	10	28-1	4	5	57	2.5
CHUCK ALEKSINAS															HT: 6'11" WT: 260 CONNECTICUT BORN: FEBRUARY 26, 1959					
84-85	74	1114	161	337	.478	0	1	.000	55	75	.733	87	183	270	36	171-1	15	15	377	5.1
VICTOR ALEXANDER															HT: 6'9" WT: 285 IOWA STATE BORN: AUGUST 31, 1969					
91-92	80	1350	243	459	.529	0	1	.000	103	149	.691	106	230	336	32	176-0	45	62	589	7.4
92-93	72	1753	344	667	.516	10	22	.455	111	162	.685	132	288	420	93	218-2	34	53	809	11.2
93-94	69	1318	266	502	.530	2	13	.154	68	129	.527	114	194	308	66	168-0	28	32	602	8.7
94-95	50	1237	230	447	.515	6	25	.240	36	60	.600	87	204	291	60	145-2	28	29	502	10.0
TOTALS	271	5658	1083	2075	.522	18	61	.295	318	500	.636	439	916	1355	251	707-4	135	176	2502	9.2
PLAYOFF RECORD																				
91-92	4	24	3	5	.600	0	0	—	1	1	1.000	1	5	6	1	8-0	2	0	7	1.8
93-94	Did not play due to coach's decision																			
TOTALS	4	24	3	5	.600	0	0	—	1	1	1.000	1	5	6	1	8-0	2	0	7	1.8
STEVE ALFORD															HT: 6'2" WT: 185 INDIANA BORN: NOVEMBER 23, 1964					
88-89	57	868	145	313	.463	20	53	.377	49	59	.831	10	59	69	83	54-0	44	3	359	6.3
PLAYOFF RECORD																				
88-89	6	52	9	22	.409	4	9	.444	3	4	.750	2	2	4	5	7-0	2	0	25	4.2
BOB ALLEN															HT: 6'9" WT: 205 MARSHALL BORN: JULY 17, 1946					
68-69	27	232	14	43	.326	—	—	—	36	70	.556	—	—	56	10	27-0	—	—	48	1.8
PLAYOFF RECORD																				
68-69	3	19	0	4	.000	—	—	—	4	7	.571	—	—	6	0	2-0	—	—	4	1.3
ODIS ALLISON JR.															HT: 6'6" WT: 195 LANEY/UNLV BORN: OCTOBER 2, 1949					
71-72	36	166	17	78	.218	—	—	—	33	61	.541	—	—	45	10	34-0	—	—	67	1.9
LOUIS "LOU" AMUNDSON															HT: 6'9" WT: 225 UNLV BORN: DECEMBER 7, 1982					
10-11	46	691	83	183	.454	0	0	—	34	87	.391	81	104	185	17	87-1	14	33	200	4.3
GILBERT ARENAS															HT: 6'3" WT: 200 ARIZONA BORN: JANUARY 6, 1982					
01-02	47	1155	174	384	.453	39	113	.345	124	160	.775	41	91	132	174	115-3	49	11	511	10.9
02-03	82	2866	509	1180	.431	109	313	.348	370	468	.791	97	289	386	514	260-3	124	17	1497	18.3
TOTALS	129	4021	683	1564	.437	148	426	.347	494	628	.787	138	380	518	688	375-6	193	28	2008	15.6
PAUL ARIZIN															HT: 6'4" WT: 200 VILLANOVA BORN: APRIL 9, 1928					
50-51	65	—	352	864	.407	—	—	—	417	526	.793	—	—	640	138	284-18	—	—	1121	17.2
51-52	66	2939	548	1222	.448	—	—	—	578	707	.818	—	—	745	170	250-5	—	—	1674	25.4
54-55	72	2953	529	1325	.399	—	—	—	454	585	.776	—	—	675	210	270-5	—	—	1512	21.0
55-56	72	2724	617	1378	.448	—	—	—	507	626	.810	—	—	539	189	282-11	—	—	1741	24.2
56-57	71	2767	613	1451	.422	—	—	—	591	713	.829	—	—	561	150	274-13	—	—	1817	25.6
57-58	68	2377	483	1229	.393	—	—	—	440	544	.809	—	—	503	135	235-7	—	—	1406	20.7
58-59	70	2799	632	1466	.431	—	—	—	587	722	.813	—	—	637	119	264-7	—	—	1851	26.4
59-60	72	2618	593	1400	.423	—	—	—	420	526	.798	—	—	621	165	263-6	—	—	1606	22.3
60-61	79	2935	650	1529	.425	—	—	—	532	639	.833	—	—	681	188	335-11	—	—	1832	23.2
61-62	78	2785	611	1490	.410	—	—	—	484	601	.805	—	—	527	201	307-18	—	—	1706	21.9
TOTALS	713	24,897	5628	13,354	.421	—	—	—	5010	6189	.810	—	—	6129	1665	2764-101	—	—	16,266	23.0
PLAYOFF RECORD																				
50-51	2	—	14	27	.519	—	—	—	13	16	.813	—	—	20	3	10-1	—	—	41	20.5
51-52	3	120	24	53	.453	—	—	—	29	33	.879	—	—	38	8	17-2	—	—	77	25.7
55-56	10	409	103	229	.450	—	—	—	83	99	.838	—	—	84	29	31-1	—	—	289	28.9
56-57	2	22	3	8	.375	—	—	—	3	5	.600	—	—	8	1	3-0	—	—	9	4.5
57-58	8	309	66	169	.391	—	—	—	56	72	.778	—	—	62	16	26-1	—	—	188	23.5
59-60	9	371	84	195	.431	—	—	—	69	79	.873	—	—	86	33	29-0	—	—	237	26.3
60-61	3	125	22	67	.328	—	—	—	23	33	.697	—	—	26	12	17-2	—	—	67	22.3
61-62	12	459	95	253	.375	—	—	—	88	102	.863	—	—	80	26	44-1	—	—	278	23.2
TOTALS	49	1815	411	1001	.411	—	—	—	364	439	.829	—	—	404	128	177-8	—	—	1186	24.2

ALL-TIME ROSTER

WARRIORS ALL-TIME ROSTER



YEAR	G	MIN	FGM	FGA	PCT	3FG	3FGA	PCT	FTM	FTA	PCT	OFF	DEF	TOT	AST	PF-DQ	STL	BLK	PTS	AVG
PAUL ARIZIN (CONTINUED...)																				
ALL-STAR RECORD																				
1951	—	—	7	12	.583	—	—	—	1	2	.500	—	—	7	0	2-0	—	—	15	—
1952	—	32	9	13	.692	—	—	—	8	8	1.000	—	—	6	0	1-0	—	—	26	—
1955	—	23	4	9	.444	—	—	—	1	2	.500	—	—	2	2	5-0	—	—	9	—
1956	—	28	5	13	.385	—	—	—	3	5	.600	—	—	7	1	6-1	—	—	13	—
1957	—	26	6	13	.462	—	—	—	1	2	.500	—	—	5	0	2-0	—	—	13	—
1958	—	29	11	17	.647	—	—	—	2	2	1.000	—	—	8	2	3-0	—	—	24	—
1959	—	30	4	15	.267	—	—	—	8	9	.889	—	—	8	0	2-0	—	—	16	—
1960	Selected (did not play, injured)																			
1961	—	17	6	12	.500	—	—	—	5	6	.833	—	—	2	1	4-0	—	—	17	—
1962	—	21	2	12	.167	—	—	—	—	—	—	—	—	2	0	4-0	—	—	4	—
TOTALS	9	206	54	116	.466	—	—	—	29	36	.806	—	—	47	6	29-1	—	—	137	15.2
B.J. ARMSTRONG																				
95-96	82	2262	340	727	.468	98	207	.473	234	279	.939	22	162	184	401	147-0	68	6	1012	12.3
96-97	49	1020	148	327	.453	25	90	.278	68	79	.861	7	67	74	126	56-0	25	2	389	7.9
97-98	4	59	6	19	.316	0	1	.000	5	7	.714	4	3	7	6	6-0	4	0	17	4.3
TOTALS	135	3341	494	1073	.460	123	298	.413	307	365	.841	33	232	265	533	209-0	97	8	1418	10.5
HILTON ARMSTRONG																				
13-14	15	97	9	19	.474	0	0	---	7	16	.438	19	28	47	5	11-1	4	4	25	1.7
ROBERT ARMSTRONG																				
56-57	19	110	11	37	.297	—	—	—	6	12	.500	—	—	239	3	13-0	—	—	228	1.5
VINCENT ASKEW																				
90-91	7	85	12	25	.480	0	0	—	9	11	.818	7	4	11	13	21-1	2	0	33	4.7
91-92	80	1496	193	379	.509	1	10	.100	111	160	.694	89	144	233	188	128-1	47	23	498	6.2
TOTALS	87	1581	205	404	.507	1	10	.100	120	171	.702	96	148	244	201	149-2	49	23	531	6.1
PLAYOFF RECORD																				
90-91	6	41	6	15	.400	0	0	—	3	6	.500	5	6	11	2	6-0	2	0	15	2.5
91-92	4	30	1	8	.125	0	0	—	0	0	—	3	1	4	5	3-0	0	0	2	0.5
TOTALS	10	71	7	23	.304	0	0	—	3	6	.500	8	7	15	7	9-0	2	0	17	1.7
AL ATTLES																				
60-61	77	1544	222	543	.409	—	—	—	97	162	.599	—	—	214	174	235-5	—	—	541	7.0
61-62	75	2468	343	724	.474	—	—	—	158	267	.592	—	—	355	333	279-8	—	—	844	11.3
62-63	71	1876	301	630	.478	—	—	—	133	206	.646	—	—	205	184	253-7	—	—	735	10.4
63-64	70	1883	289	640	.452	—	—	—	185	275	.673	—	—	236	197	249-4	—	—	763	10.9
64-65	73	1733	254	662	.384	—	—	—	171	274	.624	—	—	239	205	242-7	—	—	679	9.3
65-66	79	2053	364	724	.503	—	—	—	154	252	.611	—	—	322	225	265-7	—	—	882	11.2
66-67	69	1764	212	467	.454	—	—	—	88	151	.583	—	—	321	269	265-13	—	—	512	7.3
67-68	67	1992	252	540	.467	—	—	—	150	216	.694	—	—	276	390	284-9	—	—	654	9.8
68-69	51	1516	162	359	.451	—	—	—	95	149	.638	—	—	181	306	183-3	—	—	419	8.2
69-70	45	676	78	202	.386	—	—	—	75	113	.664	—	—	74	142	103-0	—	—	231	5.1
70-71	34	321	22	54	.407	—	—	—	24	41	.585	—	—	40	58	59-2	—	—	68	2.0
TOTALS	711	17,826	2499	5545	.451	—	—	—	1330	2106	.632	—	—	2463	2483	2417-65	—	—	6328	8.9
PLAYOFF RECORD																				
60-61	3	110	12	26	.462	—	—	—	5	14	.357	—	—	12	9	14-0	—	—	29	9.7
61-62	12	338	28	76	.368	—	—	—	17	31	.548	—	—	55	27	54-4	—	—	73	6.1
63-64	12	386	58	144	.403	—	—	—	30	56	.536	—	—	37	30	54-5	—	—	146	12.2
66-67	15	237	20	46	.435	—	—	—	6	16	.375	—	—	62	38	45-1	—	—	46	3.1
67-68	10	277	25	62	.403	—	—	—	23	30	.767	—	—	53	70	49-2	—	—	73	7.3
68-69	6	109	7	21	.333	—	—	—	1	4	.250	—	—	18	21	17-0	—	—	15	2.5
70-71	4	47	4	7	.571	—	—	—	4	7	.571	—	—	8	11	13-0	—	—	12	3.0
TOTALS	62	1504	154	382	.403	—	—	—	86	158	.544	—	—	245	206	246-12	—	—	394	6.4
KELENA AZUBUIKE																				
06-07	41	669	98	220	.445	34	79	.430	61	78	.782	26	68	94	28	49-0	22	10	291	7.1
07-08	81	1732	261	587	.445	71	195	.364	99	138	.717	107	217	324	75	159-1	45	34	692	8.5
08-09	74	2375	392	845	.464	94	210	.448	185	229	.808	112	258	370	117	183-2	57	50	1063	14.4
09-10	9	231	48	88	.545	10	27	.370	19	28	.679	12	29	41	10	16-0	5	9	125	13.9
TOTALS	196	4776	751	1652	.455	199	484	.411	345	445	.775	245	543	788	220	391-3	124	94	2046	10.4
PLAYOFF RECORD																				
06-07	6	15	1	3	.333	0	1	.000	2	2	1.000	1	3	4	0	1-0	1	0	4	0.7
GREG BALLARD																				
85-86	75	1792	272	570	.477	17	35	.486	101	126	.802	132	285	417	83	174-0	65	8	662	8.8
86-87	82	1579	248	564	.440	15	40	.375	68	91	.747	99	241	340	108	167-0	50	15	579	7.1
TOTALS	157	3371	512	1134	.451	32	75	.427	169	217	.780	231	526	757	191	341-0	115	23	1241	7.9
PLAYOFF RECORD																				
86-87	10	179	26	48	.542	4	10	.400	3	4	.750	18	22	40	19	16-0	8	0	59	5.9

ALL-TIME ROSTER

WARRIORS ALL-TIME ROSTER

YEAR	G	MIN	FGM	FGA	PCT	3FG	3FGA	PCT	FTM	FTA	PCT	OFF	DEF	TOT	AST	PF-DQ	STL	BLK	PTS	AVG
LEANDRO BARBOSA																				
													HT: 6'3" WT: 194 BRAZIL BORN: NOVEMBER 28, 1982							
14-15	66	982	183	386	.474	43	112	.384	58	74	.784	23	68	91	99	88-0	41	8	467	7.1
15-16	68	1079	171	370	.462	39	110	.355	52	62	.839	28	89	117	82	107-0	44	10	433	6.4
TOTALS	134	2061	354	756	.468	82	222	.369	110	136	.809	51	157	208	181	194-0	85	18	900	6.7

PLAYOFF RECORD																				
14-15	21	229	39	88	.443	8	23	.348	18	22	.818	8	19	27	18	24-0	6	1	104	5.0
15-16	23	254	51	88	.580	11	28	.393	16	21	.762	11	16	27	15	24-0	11	1	129	5.6
TOTALS	44	483	90	176	.511	19	51	.373	34	43	.791	19	35	54	33	48-0	17	2	233	5.3

HARRISON BARNES																				
													HT: 6'8" WT: 225 NORTH CAROLINA BORN: MAY 30, 1992							
12-13	81	2058	276	628	.439	52	145	.359	144	190	.758	53	280	333	98	140-0	52	14	748	9.2
13-14	78	2204	271	679	.399	66	190	.347	130	181	.718	66	245	311	116	158-0	65	20	738	9.5
14-15	82	2318	316	656	.482	87	215	.405	108	150	.720	117	336	453	116	146-0	61	19	827	10.1
15-16	66	2042	295	633	.466	82	214	.383	102	134	.761	77	248	325	117	136-1	41	10	774	11.7
TOTALS	307	8622	1158	2596	.446	287	764	.376	484	655	.739	313	1109	1422	447	580-1	219	63	3087	10.1

PLAYOFF RECORD																				
12-13	12	461	72	162	.444	19	52	.365	30	35	.857	18	59	77	15	33-0	7	5	193	16.1
13-14	7	156	19	48	.396	8	21	.381	9	16	.563	7	21	28	8	13-0	1	3	55	7.9
14-15	21	681	88	200	.440	22	62	.355	25	34	.735	45	65	110	32	45-0	17	11	223	10.6
15-16	24	743	82	213	.385	26	76	.342	26	34	.765	27	85	112	30	46-0	17	4	216	9.0
TOTALS	64	2041	261	623	.419	75	211	.355	90	119	.756	97	230	327	85	137-0	42	23	687	10.7

MATT BARNES																				
													HT: 6'7" WT: 226 UCLA BORN: MARCH 9, 1980							
06-07	76	1813	275	628	.438	106	290	.366	90	123	.732	91	259	350	156	188-1	73	41	746	9.8
07-08	73	1414	187	442	.423	53	181	.293	59	79	.747	94	230	324	139	159-1	48	36	486	6.7
16-17	20	410	38	90	.422	18	52	.346	20	23	.870	15	76	91	45	47-0	12	9	114	5.7
TOTALS	169	3636	500	1160	.431	177	523	.338	169	225	.751	200	565	765	340	394-2	133	86	1346	8.0

PLAYOFF RECORD																				
06-07	11	330	45	100	.450	19	45	.422	13	18	.722	26	37	63	26	44-3	16	4	122	11.1
16-17	12	61	4	15	.267	1	8	.125	0	0	---	0	9	9	7	9-0	2	0	9	0.8
TOTALS	23	390	49	115	.426	20	53	.377	13	18	.722	26	46	72	33	53-3	18	4	131	5.7

JIM BARNETT																				
													HT: 6'4" WT: 175 OREGON BORN: JULY 7, 1944							
71-72	80	2200	374	915	.409	—	—	—	244	292	.836	—	—	250	309	189-0	—	—	992	12.4
72-73	82	2215	394	844	.467	—	—	—	183	217	.843	—	—	255	301	150-1	—	—	971	11.8
73-74	77	1689	350	755	.464	—	—	—	184	226	.814	76	146	222	209	146-1	56	11	884	11.5
TOTALS	239	6104	1118	2514	.445	—	—	—	611	735	.831	76	146	727	819	485-2	56	11	2847	11.9

PLAYOFF RECORD																				
71-72	5	197	39	91	.429	—	—	—	30	41	.732	—	—	20	26	20-0	—	—	108	21.6
72-73	11	336	60	147	.408	—	—	—	23	27	.852	—	—	39	39	28-0	—	—	143	13.0
TOTALS	16	533	99	238	.416	—	—	—	53	68	.779	—	—	59	65	48-0	—	—	251	15.7

EARL BARRON																				
													HT: 7'0" WT: 250 MEMPHIS BORN: AUGUST 14, 1981							
11-12	2	9	2	4	.500	0	0	—	0	0	—	1	0	1	0	5-0	0	0	4	2.0

DREW BARRY																				
													HT: 6'5" WT: 191 GEORGIA TECH BORN: FEBRUARY 17, 1973							
99-00	8	85	9	18	.500	3	9	.333	1	2	.500	0	8	8	17	14-0	2	0	22	2.8

JON BARRY																				
													HT: 6'4" WT: 194 GEORGIA TECH BORN: JULY 25, 1969							
95-96	68	712	91	185	.492	44	93	.473	31	37	.838	17	46	63	85	51-1	33	11	257	3.8

RICK BARRY																				
													HT: 6'7" WT: 220 MIAMI BORN: MARCH 28, 1944							
65-66	80	2990	745	1698	.439	—	—	—	569	660	.862	—	—	850	173	297-2	—	—	2059	25.7
66-67	78	3175	1011	2240	.451	—	—	—	753	852	.884	—	—	714	282	258-1	—	—	2775	35.6
72-73	82	3075	737	1630	.452	—	—	—	358	397	.902	—	—	728	399	245-2	—	—	1832	22.3
73-74	80	2918	796	1746	.456	—	—	—	417	464	.899	103	437	540	484	265-4	169	40	2009	25.1
74-75	80	3235	1028	2217	.464	—	—	—	394	436	.904	92	364	456	492	225-0	228	33	2450	30.6
75-76	81	3122	707	1624	.435	—	—	—	287	311	.923	74	422	496	496	215-1	202	27	1701	21.0
76-77	79	2904	682	1551	.440	—	—	—	359	392	.916	73	349	422	475	194-2	172	58	1723	21.8
77-78	82	3024	760	1686	.451	—	—	—	378	409	.924	75	374	449	446	188-1	158	45	1898	23.1
TOTALS	642	24,443	6466	14,392	.450	—	—	—	3515	3921	.896	417	1946	4655	3247	1887-13	929	203	16,447	25.6

PLAYOFF RECORD																					
66-67	15	614	197	489	.403	—	—	—	127	157	.809	—	—	113	58	49-0	—	—	521	34.7	
72-73	11	292	65	164	.396	—	—	—	50	55	.909	—	—	5	14	24	41-1	—	—	180	16.4
74-75	17	726	189	426	.444	—	—	—	101	110	.918	22	72	94	103	51-1	50	15	479	28.2	
75-76	13	532	126	289	.436	—	—	—	60	68	.882	20	64	84	84	40-1	38	14	312	24.0	
76-77	10	415	122	262	.466	—	—	—	40	44	.909	25	34	59	47	32-0	17	7	284	28.4	
TOTALS	66	2579	699	1630	.429	—	—	—	378	434	.871	67	170	404	316	213-3	105	36	1776	26.9	

WARRIORS ALL-TIME ROSTER



YEAR	G	MIN	FGM	FGA	PCT	3FG	3FGA	PCT	FTM	FTA	PCT	OFF	DEF	TOT	AST	PF-DQ	STL	BLK	PTS	AVG	
RICK BARRY (CONTINUED...)																					
ALL-STAR RECORD																					
1966	—	17	4	10	.400	—	—	—	2	4	.500	—	—	2	2	6-1	—	—	10	—	
1967	—	34	16	27	.593	—	—	—	6	8	.750	—	—	6	3	5-0	—	—	38	—	
1973	Selected (did not play, injured)																				
1974	—	19	3	6	.500	—	—	—	2	2	1.000	1	3	4	3	3-0	1	0	8	—	
1975	—	38	11	20	.550	—	—	—	0	0	—	1	4	5	8	4-0	8	1	22	—	
1976	—	28	6	15	.400	—	—	—	5	5	1.000	2	2	4	2	5-0	2	0	17	—	
1977	—	29	7	16	.438	—	—	—	4	4	1.000	1	3	4	8	1-0	2	0	18	—	
1978	—	30	7	17	.412	—	—	—	1	1	1.000	2	2	4	5	6-1	3	0	15	—	
TOTALS	7	195	54	111	.486	—	—	—	20	24	.833	7	14	29	31	30-2	16	1	128	18.3	
VIC BARTOLOME																					
71-72	38	165	15	59	.254	—	—	—	4	5	.800	—	—	0	3	22-0	—	—	34	0.9	
												HT: 7'0" WT: 230 OREGON STATE BORN: SEPTEMBER 29, 1948									
KENNY BATTLE																					
91-92	8	46	8	13	.615	0	1	.000	2	4	.500	1	6	7	4	6-0	1	2	18	2.3	
												HT: 6'6" WT: 210 ILLINOIS BORN: OCTOBER 10, 1964									
KENT BAZEMORE																					
12-13	61	267	43	116	.371	10	34	.294	27	44	.614	5	17	22	22	27-0	17	4	123	2.0	
13-14	44	268	36	97	.371	10	39	.256	19	36	.528	5	35	40	20	42-0	12	6	101	2.3	
20-21	67	1334	176	392	.449	75	184	.408	54	78	.692	26	203	229	108	158-0	69	33	481	7.2	
TOTALS	172	1868	255	605	.421	95	257	.370	100	158	.633	36	255	291	150	227-0	98	43	705	4.1	
PLAYOFF RECORD																					
12-13	9	16	1	8	.125	0	1	.000	0	4	.000	1	4	5	2	3-0	1	0	2	0.2	
BUTCH BEARD																					
73-74	79	2134	316	617	.512	—	—	—	173	234	.739	136	253	389	300	241-11	105	9	508	6.4	
74-75	82	2521	408	773	.528	—	—	—	232	279	.832	116	200	316	345	297-9	132	11	1048	12.8	
TOTALS	161	4655	724	1390	.521	—	—	—	405	513	.789	252	453	705	645	538-20	237	20	1556	9.6	
PLAYOFF RECORD																					
74-75	17	448	60	146	.411	—	—	—	34	53	.642	23	49	72	53	64-1	24	2	154	9.1	
ERNEST BECK																					
53-54	15	422	39	142	.275	—	—	—	34	43	.791	—	—	50	34	29-0	—	—	112	7.5	
55-56	67	1007	136	351	.387	—	—	—	76	106	.717	—	—	196	79	86-0	—	—	348	5.2	
56-57	72	1743	195	508	.384	—	—	—	111	157	.707	—	—	312	190	155-1	—	—	501	7.0	
57-58	71	1974	272	683	.398	—	—	—	170	203	.837	—	—	370	190	173-2	—	—	714	10.1	
58-59	70	1017	163	418	.390	—	—	—	43	65	.662	—	—	176	89	124-0	—	—	369	5.3	
59-60	66	809	114	294	.388	—	—	—	27	32	.844	—	—	127	72	90-0	—	—	255	3.9	
TOTALS	361	5543	919	2396	.383	—	—	—	461	606	.761	—	—	1231	654	657-3	—	—	2299	6.3	
PLAYOFF RECORD																					
55-56	10	250	31	72	.431	—	—	—	22	31	.710	—	—	51	22	32-1	—	—	84	8.4	
56-57	2	89	14	38	.368	—	—	—	3	3	1.000	—	—	10	5	4-0	—	—	31	15.5	
57-58	8	156	23	61	.377	—	—	—	6	9	.667	—	—	32	13	16-0	—	—	52	6.5	
59-60	4	22	4	9	.444	—	—	—	0	1	.000	—	—	6	3	1-0	—	—	8	2.0	
TOTALS	24	517	72	180	.400	—	—	—	31	44	.705	—	—	99	43	53-1	—	—	175	7.3	
HENRY BEENDERS																					
47-48	45	—	76	269	.283	—	—	—	51	82	.622	—	—	—	13	99-0	—	—	203	4.5	
PLAYOFF RECORD																					
47-48	12	—	8	35	.229	—	—	—	6	8	.750	—	—	—	4	15-0	—	—	23	1.9	
MARCO BELINELLI																					
07-08	33	241	36	93	.387	16	41	.390	7	9	.778	3	11	14	15	15-0	5	0	95	2.9	
08-09	42	882	140	317	.442	52	131	.397	40	52	.769	10	61	71	88	73-0	36	1	372	8.9	
TOTALS	75	1123	176	410	.429	68	172	.395	47	61	.770	13	72	85	103	88-0	41	1	467	6.2	
CHARLIE BELL																					
10-11	19	170	12	43	.279	6	21	.286	2	4	.500	6	12	18	13	13-0	6	1	32	1.7	
												HT: 6'3" WT: 200 MICHIGAN STATE BORN: MARCH 12, 1979									
JORDAN BELL																					
17-18	57	809	116	185	.627	0	4	.000	30	44	.682	60	147	207	102	92-1	35	56	262	4.6	
18-19	68	788	99	192	.516	0	2	.000	25	41	.610	55	129	184	76	80-0	20	51	223	3.3	
20-21	1	15	0	2	.000	0	0	---	1	2	.500	1	4	5	2	2-0	0	2	1	1.0	
TOTALS	126	1612	215	379	.567	0	6	.000	56	87	.644	116	280	396	180	174-1	55	109	486	3.9	
PLAYOFF RECORD																					
17-18	17	173	17	32	.531	0	1	.000	7	14	.500	15	32	47	15	18-0	6	9	41	2.4	
18-19	15	106	17	31	.548	0	0	---	7	10	.700	7	12	19	11	13-0	4	7	41	2.7	
TOTALS	32	279	34	63	.540	0	1	.000	14	24	.583	22	44	66	26	31-0	10	16	82	2.6	
RAJA BELL																					
09-10	1	23	4	6	.667	3	3	1.000	0	0	—	0	—	2	2	3	2-0	0	0	11	11.0
												HT: 6'5" WT: 215 FLORIDA INTERNATIONAL BORN: SEPTEMBER 19, 1976									

WARRIORS ALL-TIME ROSTER

YEAR	G	MIN	FGM	FGA	PCT	3FG	3FGA	PCT	FTM	FTA	PCT	OFF	DEF	TOT	AST	PF-DQ	STL	BLK	PTS	AVG
DRAGAN BENDER																				
												HT: 7'0" WT: 249 CROATIA BORN: NOVEMBER 17, 1997								
19-20	9	195	31	71	.437	11	34	.324	8	11	.727	16	37	53	19	26-1	4	4	81	9.0
KEITH BENSON																				
												HT: 6'11" WT: 230 OAKLAND BORN: AUGUST 13, 1988								
11-12	3	9	0	1	.000	0	0	—	0	0	—	2	1	3	0	0-0	0	0	0	0.0
ANDRIS BIEDRINS																				
												HT: 7'0" WT: 240 LATVIA BORN: APRIL 2, 1986								
04-05	30	384	45	78	.577	0	1	.000	19	40	.475	47	71	118	12	87-2	12	24	109	3.6
05-06	68	1000	118	185	.638	0	0	—	22	72	.306	124	159	283	24	190-2	23	47	258	3.8
06-07	82	2382	348	581	.599	0	0	—	87	167	.521	251	511	762	88	304-6	67	136	783	9.5
07-08	76	2078	340	543	.626	0	0	—	116	187	.620	256	488	744	75	262-4	56	94	796	10.5
08-09	62	1863	308	533	.578	0	1	.000	119	216	.551	223	470	693	121	236-8	63	96	735	11.9
09-10	33	763	81	137	.591	0	0	—	4	25	.160	63	196	259	57	117-3	20	44	166	5.0
10-11	59	1397	142	266	.534	0	0	—	10	31	.323	145	281	426	60	198-6	52	52	294	5.0
11-12	47	739	39	64	.609	0	0	—	1	9	.111	45	131	176	16	125-2	15	45	79	1.7
12-13	53	495	10	21	.476	0	0	—	4	13	.308	34	119	153	14	101-1	23	42	24	0.5
TOTALS	510	11,101	1431	2408	.594	0	2	.000	382	760	.503	1188	2426	3614	467	1620-34	331	580	3244	6.4
PLAYOFF RECORD																				
06-07	11	267	27	37	.730	0	0	—	16	30	.533	19	50	69	5	29-0	8	17	70	6.4
12-13	3	17	0	0	—	0	0	—	0	0	—	2	5	7	1	6-0	0	2	0	0.0
TOTALS	14	284	27	37	.730	0	0	—	16	30	.533	21	55	76	6	35-0	8	19	70	5.0
GALE BISHOP																				
												HT: 6'3" WT: 195 WASHINGTON STATE BORN: JUNE 4, 1922								
48-49	56	170	—	523	.325	—	—	—	127	195	.651	—	—	—	92	137-	—	—	467	8.3
PLAYOFF RECORD																				
48-49	2	—	7	26	.269	—	—	—	4	8	.500	—	—	—	2	3-0	—	—	18	9.0
NEMANJA BJELICA																				
												HT: 6'9" WT: 237 FENERBAHCE ULKER (TURKEY) BORN: MAY 9, 1988								
21-22	71	1143	160	342	.468	54	149	.362	59	81	.728	62	232	294	159	128-0	41	26	433	6.1
PLAYOFF RECORD																				
21-22	15	150	18	34	.529	3	8	.375	4	7	.571	6	25	31	17	21-0	4	2	43	2.9
UWE BLAB																				
												HT: 7'1" WT: 250 INDIANA BORN: MARCH 26, 1962								
89-90	40	481	33	87	.379	0	0	—	17	31	.548	28	71	99	24	93-0	1	22	83	2.1
STEVE BLAKE																				
												HT: 6'3" WT: 172 MARYLAND BORN: FEBRUARY 26, 1980								
13-14	28	607	45	120	.375	27	79	.342	5	8	.625	5	51	56	102	36-0	20	6	122	4.4
PLAYOFF RECORD																				
13-14	6	45	4	12	.333	3	10	.300	0	1	.000	1	3	4	2	2-0	0	0	11	1.8
MOOKIE BLAYLOCK																				
												HT: 6'1" WT: 185 OKLAHOMA BORN: MARCH 20, 1967								
99-00	73	2459	327	837	.391	101	301	.336	67	95	.705	55	215	270	489	122-0	146	22	822	11.3
00-01	69	2352	317	801	.396	73	225	.324	53	76	.697	71	201	272	462	134-1	163	20	760	11.0
01-02	35	599	50	146	.342	15	42	.357	4	8	.500	8	44	52	114	20-0	24	4	119	3.4
TOTALS	177	5410	694	1784	.389	189	568	.333	124	179	.693	134	460	373	656	276-1	333	46	1701	9.6
CORIE BLOUNT																				
												HT: 6'10" WT: 242 CINCINNATI BORN: JANUARY 4, 1969								
00-01	38	918	107	247	.433	2	8	.250	43	68	.632	146	169	315	51	90-1	29	17	259	6.8
NELSON BOBB																				
												HT: 6'0" WT: 170 TEMPLE BORN: FEBRUARY 25, 1924								
49-50	57	—	80	248	.323	—	—	—	82	131	.626	—	—	—	46	97-	—	—	242	4.2
50-51	53	—	52	158	.329	—	—	—	44	79	.557	—	—	101	82	83-	—	—	148	2.8
51-52	62	1192	110	306	.359	—	—	—	99	167	.593	—	—	147	168	182-9	—	—	319	5.1
52-53	55	1286	119	318	.374	—	—	—	105	162	.648	—	—	157	192	161-7	—	—	343	6.2
TOTALS	227	2478	361	1030	.350	—	—	—	330	539	.612	—	—	405	488	523-19	—	—	1052	4.6
PLAYOFF RECORD																				
49-50	2	—	1	3	.333	—	—	—	0	0	—	—	—	—	1	3-	—	—	2	1.0
50-51	1	—	0	0	—	—	—	—	0	0	—	—	—	0	2	2-	—	—	0	0.0
51-52	3	—	1	3	.333	—	—	—	2	5	.400	—	—	2	1	4-	—	—	4	1.3
TOTALS	6	—	2	6	.333	—	—	—	2	5	.400	—	—	2	4	9-	—	—	6	1.0
TYRONE "MUGGSY" BOGUES																				
												HT: 5'3" WT: 141 WAKE FOREST BORN: JANUARY 9, 1965								
97-98	59	1554	139	318	.437	4	16	.250	59	66	.894	30	101	131	327	57-0	65	3	341	5.8
98-99	36	714	76	154	.494	0	6	.000	31	36	.861	16	57	73	134	44-0	43	1	183	5.1
TOTALS	95	2268	215	472	.456	4	20	.200	90	102	.882	46	158	204	461	101-0	108	4	524	5.5
ANDREW BOGUT																				
												HT: 7'0" WT: 260 AUSTRALIA / UTAH BORN: NOVEMBER 28, 1984								
11-12 Injured - did not appear in any games with Warriors																				
12-13	32	786	83	184	.451	1	1	1.000	19	38	.500	68	177	245	67	85-0	20	55	186	5.8
13-14	67	1769	235	375	.627	0	0	—	22	64	.344	182	489	671	112	210-3	48	121	492	7.3
14-15	67	1583	200	355	.563	0	0	—	22	42	.524	141	402	543	180	188-2	39	113	422	6.3
15-16	70	1451	175	279	.627	1	1	1.000	24	50	.480	121	371	492	162	221-4	33	114	375	5.4
18-19	11	134	18	36	.500	0	0	—	3	3	1.000	12	43	55	11	22-0	3	8	39	3.5
TOTALS	247	5723	711	1229	.579	2	2	1.000	90	197	.457	524	1482	2006	532	726-9	142	411	1514	6.1

WARRIORS ALL-TIME ROSTER



YEAR	G	MIN	FGM	FGA	PCT	3FG	3FGA	PCT	FTM	FTA	PCT	OFF	DEF	TOT	AST	PF-DQ	STL	BLK	PTS	AVG
ANDREW BOGUT (CONTINUED...)																				
PLAYOFF RECORD																				
12-13	12	327	39	67	.582	0	0	—	8	23	.348	39	92	131	22	39-0	6	18	86	7.2
13-14	Injured - did not appear in any playoff games																			
14-15	19	440	42	75	.560	0	1	.000	5	13	.385	41	112	153	36	69-3	11	34	89	4.7
15-16	22	365	48	77	.623	0	2	.000	5	14	.357	47	78	125	30	72-2	14	35	101	4.6
18-19	19	179	24	37	.649	0	0	---	4	5	.800	23	51	74	21	38-1	5	6	52	2.7
TOTALS	72	1311	153	256	.598	0	3	.000	22	55	.400	150	333	483	109	218-6	36	93	328	4.6
MANUTE BOL																				
															HT: 7'7" WT: 225 UNIV. OF BRIDGEPORT BORN: OCTOBER 6, 1962					
88-89	80	1769	127	344	.369	20	91	.220	40	66	.606	116	346	462	27	226-2	11	345	314	3.9
89-90	75	1310	56	169	.331	9	48	.188	25	49	.510	33	243	276	36	194-3	13	238	146	1.9
94-95	5	81	6	10	.600	3	5	.600	0	0	—	1	11	12	0	10-0	0	9	15	3.0
TOTALS	160	3360	189	523	.361	32	144	.222	65	115	.565	150	600	750	63	430-5	24	592	475	3.0
PLAYOFF RECORD																				
88-89	8	148	7	36	.194	2	22	.091	2	7	.286	5	26	31	1	21-0	2	29	18	2.3
MELVIN BOOKER																				
															HT: 6'11" WT: 188 MISSOURI BORN: AUGUST 20, 1972					
96-97	16	409	44	101	.436	11	35	.314	18	20	.900	7	21	28	50	28-0	3	20	117	7.3
JACOB "JAKE" BORNHEIMER																				
															HT: 6'5" WT: 205 MUHLBERG BORN: JUNE 29, 1927					
48-49	15	—	34	109	.312	—	—	—	20	29	.690	—	—	13	47-	—	—	—	88	5.9
49-50	60	—	88	305	.289	—	—	—	78	117	.667	—	—	40	111-	—	—	—	254	4.2
TOTALS	75	—	122	414	.295	—	—	—	98	146	.667	—	—	53	158-	—	—	—	342	4.6
PLAYOFF RECORD																				
48-49	2	—	7	17	.412	—	—	—	6	9	.667	—	—	2	11-1	—	—	—	20	10.0
49-50	2	—	1	3	.333	—	—	—	0	0	—	—	—	0	2-0	—	—	—	2	1.0
TOTALS	4	—	8	20	.400	—	—	—	6	9	.667	—	—	2	13-1	—	—	—	22	5.5
COSTIC BORSAVAGE																				
															HT: 6'1" WT: 200 TEMPLE BORN: JULY 25, 1924					
50-51	24	—	26	74	.351	—	—	—	12	18	.667	—	—	24	4	34-1	—	—	64	2.7
CHRIS BOUCHER																				
															HT: 6'10" WT: 200 OREGON BORN: JANUARY 11, 1993					
17-18	1	1	0	1	.000	0	1	.000	0	0	---	0	1	1	0	0	0	0	0	0.0
KY BOWMAN																				
															HT: 6'1" WT: 188 BOSTON COLLEGE BORN: JUNE 16, 1997					
19-20	9	195	31	71	.437	11	34	.324	8	11	.727	16	37	53	19	26-1	4	4	81	9.0
EARL BOYKINS																				
															HT: 5'5" WT: 133 EASTERN MICHIGAN BORN: JUNE 2, 1976					
02-03	68	1321	199	464	.429	29	77	.377	173	200	.865	35	53	88	221	75-0	38	4	600	8.8
STEVE BRACEY																				
															HT: 6'1" WT: 175 TULSA BORN: AUGUST 1, 1950					
74-75	42	340	54	130	.415	—	—	—	25	38	.658	10	28	38	52	41-0	14	1	133	3.2
PLAYOFF RECORD																				
74-75	4	14	3	7	.429	—	—	—	4	4	1.000	0	1	1	3	1-0	3	0	10	2.5
MIKE BRATZ																				
															HT: 6'2" WT: 185 STANFORD BORN: OCTOBER 17, 1955					
74-75	4	14	3	7	.429	—	—	—	4	4	1.000	0	1	1	3	1-0	3	0	10	2.5
83-84	82	1428	213	521	.409	15	51	.294	120	137	.876	41	102	143	252	155-0	84	6	561	6.8
84-85	56	746	106	250	.424	6	26	.231	69	82	.841	11	47	58	122	76-1	47	4	287	5.1
TOTALS	138	2174	319	771	.414	21	77	.273	189	219	.863	52	149	201	374	231-1	131	10	748	5.4
J.R. BREMER																				
															HT: 6'2" WT: 185 ST. BONAVENTURE BORN: SEPTEMBER 19, 1980					
03-04	5	40	4	21	.190	0	8	.000	0	0	---	2	1	3	12	5-0	0	0	8	1.6
THOMAS BRENNAN																				
															HT: 6'3" WT: 195 VILLANOVA BORN: AUGUST 6, 1930					
54-55	11	52	5	11	.455	—	—	—	0	0	—	—	—	5	5-0	—	—	—	10	0.9
RON BREWER																				
															HT: 6'4" WT: 185 ARKANSAS BORN: SEPTEMBER 16, 1955					
82-83	53	1401	246	562	.438	7	15	.467	98	119	.824	50	57	107	69	96-0	70	19	597	11.3
83-84	13	210	27	58	.466	0	1	.000	11	17	.647	5	8	13	6	10-0	6	5	65	5.0
TOTALS	66	1611	273	620	.440	7	16	.438	109	136	.801	55	65	120	75	106-0	76	24	662	10.0
BILL BRIDGES																				
															HT: 6'6" WT: 235 KANSAS BORN: APRIL 4, 1939					
74-75	15	108	15	36	.417	—	—	—	1	4	.250	18	22	40	4	19-0	4	0	31	2.1
PLAYOFF RECORD																				
74-75	14	148	10	23	.435	—	—	—	2	7	.286	13	36	49	7	23-0	9	4	22	1.6
MARSHON BROOKS																				
															HT: 6'5" WT: 200 PROVIDENCE BORN: JANUARY 26, 1989					
13-14	7	15	5	13	.385	0	2	.000	3	4	.750	1	4	5	0	0-0	1	0	13	1.9
CHUCKY BROWN																				
															HT: 6'8" WT: 220 NORTH CAROLINA ST. BORN: FEBRUARY 29, 1968					
00-01	6	74	9	20	.450	0	2	.000	6	10	.600	3	15	18	5	10-0	3	1	24	4.0

WARRIORS ALL-TIME ROSTER

ALL-TIME ROSTER

YEAR	G	MIN	FGM	FGA	PCT	3FG	3FGA	PCT	FTM	FTA	PCT	OFF	DEF	TOT	AST	PF-DQ	STL	BLK	PTS	AVG
KWAME BROWN											HT: 6'11" WT: 270 GLYNN ACADEMY HS (GA) BORN: MARCH 10, 1982									
11-12	9	187	21	40	.525	0	0	—	15	34	.441	16	41	57	4	21-0	8	0	57	6.3
RICKEY BROWN											HT: 6'10" WT: 235 MISSISSIPPI STATE BORN: AUGUST 20, 1958									
80-81	45	580	83	162	.512	—	—	—	16	21	.762	52	114	166	21	103-4	9	14	182	4.2
81-82	82	1260	192	418	.459	—	—	—	86	122	.705	136	228	364	19	243-4	36	29	470	5.7
82-83	50	743	118	245	.482	—	—	—	40	65	.615	56	122	178	19	126-0	8	21	276	5.5
TOTALS	177	2583	393	825	.476	—	—	—	142	208	.683	244	464	708	56	472-8	53	64	928	5.2
STAN BROWN											HT: 6'3" WT: 200 BORN: JUNE 27, 1929									
47-48	19	19	—	71	.268	—	—	—	2	19	.632	—	—	—	1	16-0	—	—	50	2.6
51-52	15	141	22	63	.349	—	—	—	10	18	.556	—	—	17	9	32-0	—	—	54	3.6
TOTALS	34	141	41	134	.306	—	—	—	22	37	.595	—	—	17	10	48-0	—	—	104	3.1
WALTER BUDKO											HT: 6'5" WT: 220 COLUMBIA BORN: JUNE 30, 1925									
51-52	63	1126	97	240	.404	—	—	—	60	89	.674	—	—	232	91	96-10	—	—	254	4.0
PLAYOFF RECORD																				
51-52	3	—	6	14	.429	—	—	—	4	7	.571	—	—	12	5	11-0	—	—	16	5.3
JUD BUECHLER											HT: 6'6" WT: 220 ARIZONA BORN: JUNE 19, 1968									
91-92	15	121	10	33	.303	0	1	.000	9	12	.750	10	18	28	10	11-0	9	3	29	1.9
92-93	70	1287	176	403	.437	20	59	.339	65	87	.747	81	114	195	94	98-0	47	19	437	6.2
93-94	36	218	42	84	.500	12	29	.414	10	20	.500	13	19	32	16	24-0	8	1	106	2.9
TOTALS	121	1626	228	520	.438	32	89	.360	84	119	.706	104	151	255	120	133-0	64	23	572	4.7
ALEC BURKS											HT: 6'6" WT: 214 COLORADO BORN: JULY 20, 1991									
19-20	48	1390	244	601	.406	84	224	.375	201	224	.897	37	189	226	151	107-1	50	17	773	16.1
SCOTT BURRELL											HT: 6'7" WT: 218 CONNECTICUT BORN: JANUARY 12, 1971									
96-97	29	457	53	140	.379	22	61	.361	15	23	.652	25	54	79	35	60-0	14	8	143	4.9
STEVE BURTT											HT: 6'2" WT: 185 IONA BORN: NOVEMBER 5, 1962									
84-85	47	418	72	188	.383	0	1	.000	53	77	.688	10	18	28	20	76-0	21	4	197	4.2
WILL BYNUM											HT: 6'0" WT: 185 GEORGIA TECH BORN: JANUARY 4, 1983									
05-06	15	162	21	52	.404	2	9	.222	10	16	.625	3	9	12	19	10-0	7	0	54	3.6
ZARKO CABARKAPA											HT: 6'11" WT: 225 SERBIA & MONTENEGRO BORN: MAY 21, 1981									
04-05	37	464	82	170	.482	13	36	.361	52	64	.813	33	66	99	25	59-0	10	5	229	6.2
05-06	61	505	67	174	.385	5	20	.250	60	84	.714	37	74	111	20	87-0	13	7	199	3.3
06-07	Missed entire season due to injury																			
TOTALS	98	969	149	344	.433	18	56	.321	112	148	.757	70	140	210	45	146-0	23	12	428	4.4
JASON CAFFEY											HT: 6'8" WT: 256 ALABAMA BORN: JUNE 12, 1973									
97-98	29	713	126	267	.472	0	1	.000	63	97	.649	84	87	171	31	89-3	12	3	315	10.9
98-99	35	876	123	277	.444	0	1	.000	62	98	.633	79	126	205	18	113-1	24	9	308	8.8
99-00	71	2159	323	675	.479	0	2	.000	206	345	.597	189	293	482	119	269-11	62	20	852	12.0
TOTALS	135	3748	572	1219	.469	0	4	.000	331	540	.613	352	506	858	168	471-15	98	32	1475	10.9
BRIAN CARDINAL											HT: 6'8" WT: 245 PURDUE BORN: MAY 2, 1977									
03-04	76	1634	220	466	.472	55	124	.444	238	271	.878	100	217	317	103	206-0	66	20	733	9.6
RODNEY CARNEY											HT: 6'7" WT: 205 MEMPHIS BORN: APRIL 15, 1984									
10-11	25	331	45	107	.421	17	37	.459	18	27	.667	12	35	47	11	33-0	11	5	125	5.0
CHRIS CARR											HT: 6'6" WT: 220 SOUTHERN ILLINOIS BORN: MARCH 12, 1974									
99-00	7	74	11	33	.333	1	8	.125	16	19	.842	5	8	13	3	12-0	0	1	39	5.6
JOE BARRY CARROLL											HT: 7'1" WT: 255 PURDUE BORN: JULY 24, 1958									
80-81	82	2919	616	1254	.491	0	2	.000	315	440	.716	274	485	759	117	313-10	50	121	1547	18.9
81-82	76	2627	527	1016	.519	0	1	.000	235	323	.728	210	423	633	64	265-8	64	127	1289	17.0
82-83	79	2988	785	1529	.513	0	3	.000	337	469	.719	220	468	688	169	260-7	108	155	1907	24.1
83-84	80	2962	663	1390	.477	0	1	.000	313	433	.723	235	401	636	193	244-9	103	142	1639	20.5
84-85	Played with Simac Team in Milan Italy																			
85-86	79	2801	650	1404	.463	0	2	.000	377	501	.752	193	477	670	176	277-13	101	144	1677	21.2
86-87	81	2724	690	1461	.472	0	0	—	340	432	.787	173	416	589	214	255-2	92	123	1720	21.2
87-88	14	408	79	209	.378	0	1	.000	59	74	.797	21	72	93	19	46-1	13	25	217	15.5
TOTALS	491	17,429	4010	8263	.485	0	10	.000	1976	2672	.740	1326	2742	4068	957	1660-50	531	837	9996	20.4
PLAYOFF RECORD																				
86-87	10	334	74	163	.454	0	1	.000	41	51	.804	16	49	65	19	42-2	14	25	189	18.9
ALL-STAR RECORD																				
1987	1	18	1	7	.143	—	—	—	2	2	1.000	4	2	6	0	4-0	0	1	4	4.0

WARRIORS ALL-TIME ROSTER



YEAR	G	MIN	FGM	FGA	PCT	3FG	3FGA	PCT	FTM	FTA	PCT	OFF	DEF	TOT	AST	PF-DQ	STL	BLK	PTS	AVG	
WILLIE CAULEY-STEIN													HT: 7'0" WT: 240		KENTUCKY		BORN: AUGUST 18, 1993				
19-20	41	941	144	257	.560	0	0	---	35	57	.614	71	184	255	60	102-1	45	50	323	7.9	
OMRI CASSPI													HT: 6'9" WT: 225		MACCABI TEL AVIV (ISRAEL)		BORN: JUNE 22, 1988				
17-18	53	740	120	207	.580	10	22	.455	50	69	.725	30	170	200	51	71-0	18	19	300	5.7	
WILT CHAMBERLAIN													HT: 7'1" WT: 275		KANSAS		BORN: AUGUST 21, 1936				
59-60	72	3338	1065	2311	.461	---	---	---	577	991	.582	---	1941	168	150-0	---	---	---	2707	37.6	
60-61	79	3773	1251	2457	.509	---	---	---	531	1054	.504	---	2149	148	127-0	---	---	---	3033	38.4	
61-62	80	3882	1597	3159	.505	---	---	---	835	1363	.613	---	2052	192	123-0	---	---	---	4029	50.4	
62-63	80	3808	1463	2770	.528	---	---	---	660	1113	.593	---	1946	275	136-0	---	---	---	3586	44.8	
63-64	80	3689	1204	2298	.524	---	---	---	540	1016	.531	---	1787	403	182-0	---	---	---	2948	36.9	
64-65	38	1743	636	1275	.499	---	---	---	208	500	.416	---	893	117	76-0	---	---	---	1480	38.9	
TOTALS	429	20,233	7216	14,270	.506	---	---	---	3351	6037	.555	---	10,768	1303	794-0	---	---	---	17,783	41.5	
PLAYOFF RECORD																					
59-60	9	415	125	252	.496	---	---	---	49	110	.445	---	232	19	17-0	---	---	---	299	33.2	
60-61	3	144	45	96	.469	---	---	---	21	38	.553	---	69	6	10-0	---	---	---	111	37.0	
61-62	12	576	162	347	.467	---	---	---	96	151	.636	---	319	37	27-0	---	---	---	420	35.0	
63-64	12	558	175	322	.543	---	---	---	66	139	.475	---	302	39	27-0	---	---	---	416	34.7	
TOTALS	36	1693	507	1017	.499	---	---	---	232	438	.530	---	922	101	81-0	---	---	---	1246	34.6	
ALL-STAR RECORD																					
1960	---	30	9	20	.450	---	---	---	5	7	.714	---	---	25	2	1-0	---	---	23	---	
1961	---	38	2	8	.250	---	---	---	8	15	.533	---	---	18	5	1-0	---	---	12	---	
1962	---	37	17	23	.739	---	---	---	8	16	.500	---	---	24	1	4-0	---	---	42	---	
1963	---	35	7	11	.636	---	---	---	3	7	.429	---	---	19	0	2-0	---	---	17	---	
1964	---	37	4	14	.286	---	---	---	11	14	.786	---	---	20	1	2-0	---	---	19	---	
1965	---	31	9	15	.600	---	---	---	2	8	.250	---	---	16	1	4-0	---	---	20	---	
TOTALS	6	208	48	91	.527	---	---	---	37	67	.552	---	---	122	10	14-0	---	---	133	22.2	
CALBERT CHEANEY													HT: 6'7" WT: 210		INDIANA		BORN: JULY 17, 1971				
03-04	79	2067	278	578	.481	0	10	.000	47	77	.610	77	183	260	136	184-1	60	12	603	7.6	
04-05	55	951	113	265	.426	0	3	.000	24	37	.649	32	92	124	64	95-0	17	15	250	4.5	
05-06	42	448	42	108	.389	0	8	.000	8	8	1.000	20	41	61	19	38-0	13	2	92	2.2	
TOTALS	176	3466	433	951	.455	0	21	.000	79	118	.669	129	316	445	219	317-1	90	29	945	5.4	
PHIL CHENIER													HT: 6'3" WT: 180		CALIFORNIA		BORN: OCTOBER 30, 1950				
80-81	9	82	11	33	.333	1	3	.333	6	6	1.000	1	7	8	7	10-0	0	0	29	3.2	
CHRIS CHIOZZA													HT: 5'11" WT: 179		FLORIDA		BORN: NOVEMBER 21, 1995				
21-22	34	372	24	81	.296	17	53	.321	2	3	.667	9	27	36	65	32-0	13	0	67	2.0	
MARQUESE CHRISS													HT: 6'9" WT: 240		WASHINGTON		BORN: JULY 2, 1997				
19-20	59	1196	210	385	.545	8	39	.205	120	156	.769	114	251	365	114	122-0	39	62	548	9.3	
20-21	2	27	5	14	.357	1	5	.200	2	4	.500	3	10	13	2	3-0	0	2	13	6.5	
TOTALS	61	1223	215	399	.539	9	44	.205	122	160	.763	117	261	378	116	125-0	39	64	561	9.2	
IAN CLARK													HT: 6'3" WT: 175		BELMONT		BORN: MARCH 7, 1991				
15-16	66	578	89	202	.441	30	84	.357	28	34	.824	13	55	68	64	58-0	17	13	236	3.6	
16-17	77	1137	211	433	.487	61	163	.374	44	58	.759	22	99	121	90	77-0	39	8	527	6.8	
TOTALS	143	1715	300	635	.472	91	247	.368	72	92	.783	35	154	189	154	135-0	56	21	763	5.3	
PLAYOFF RECORD																					
15-16	16	154	26	53	.491	6	18	.333	8	10	.800	2	15	17	16	18-0	8	0	66	4.1	
16-17	16	219	40	79	.506	13	36	.361	6	17	.941	4	22	26	11	17-0	6	0	109	6.8	
TOTALS	32	373	66	132	.500	19	54	.352	24	27	.889	6	37	43	27	35-0	14	0	175	5.5	
ROBERT CHURCHWELL													HT: 6'7" WT: 195		GEORGETOWN		BORN: FEBRUARY 20, 1972				
95-96	4	20	3	8	.375	0	0	---	0	0	---	0	3	3	1	1-0	0	0	6	1.5	
CRAIG "SPEEDY" CLAXTON													HT: 5'11" WT: 170		HOFSTRA		BORN: MAY 8, 1978				
03-04	60	1595	224	524	.427	4	22	.182	182	224	.813	38	118	156	267	146-2	97	9	634	10.6	
04-05	46	1501	216	501	.431	10	52	.192	162	213	.761	32	121	153	286	154-6	87	6	604	13.1	
09-10	Missed entire season due to injury																				
TOTALS	106	3096	440	1025	.429	14	74	.189	344	437	.787	70	239	309	553	300-8	184	15	1238	11.7	
JOHN COKER													HT: 7'1" WT: 280		BOISE STATE		BORN: OCTOBER 28, 1971				
00-01	6	32	1	8	.125	0	0	---	0	0	---	3	2	5	2	4-0	1	0	2	0.3	
E. C. COLEMAN													HT: 6'8" WT: 225		HOUSTON BAPTIST		BORN: SEPTEMBER 25, 1950				
77-78	72	1801	212	446	.475	---	---	---	40	55	.727	117	259	376	100	253-4	66	23	464	6.4	

WARRIORS ALL-TIME ROSTER

YEAR	G	MIN	FGM	FGA	PCT	3FG	3FGA	PCT	FTM	FTA	PCT	OFF	DEF	TOT	AST	PF-DQ	STL	BLK	PTS	AVG
BIMBO COLES																				
															HT: 6'2" WT: 182 VIRGINIA TECH BORN: APRIL 22, 1968					
95-96	29	733	87	218	.399	25	82	.305	29	38	.763	11	48	59	126	78-2	31	5	228	7.9
96-97	51	1183	122	314	.389	30	102	.294	37	49	.755	39	79	118	149	96-0	35	7	311	6.1
97-98	53	1471	166	438	.379	13	57	.228	78	88	.886	17	106	123	248	135-2	51	13	426	8.0
98-99	48	1276	183	414	.442	6	25	.240	83	101	.822	21	96	117	222	113-2	45	11	455	9.5
TOTALS	181	4663	558	1384	.403	74	266	.278	227	276	.822	88	329	417	745	422-6	162	36	1417	7.8
DON COLLINS																				
															HT: 6'6" WT: 190 WASHINGTON STATE BORN: NOVEMBER 28, 1958					
83-84	61	957	187	387	.483	1	5	.200	65	89	.730	62	67	119	67	119-1	43	14	440	7.2
ED CONLIN																				
															HT: 6'6" WT: 200 FORDHAM BORN: SEPTEMBER 2, 1933					
60-61	77	1294	216	599	.361	—	—	—	104	139	.748	—	—	262	123	153-1	—	—	536	7.0
61-62	70	963	128	371	.345	—	—	—	66	89	.742	—	—	155	85	118-1	—	—	322	4.6
TOTALS	147	2257	344	970	.355	—	—	—	170	228	.746	—	—	417	208	271-2	—	—	858	5.8
PLAYOFF RECORD																				
60-61	3	42	5	17	.294	—	—	—	5	5	1.000	—	—	4	4	4-0	—	—	15	5.0
61-62	11	86	9	45	.200	—	—	—	8	13	.615	—	—	20	3	14-0	—	—	26	2.4
TOTALS	14	128	14	62	.226	—	—	—	13	18	.722	—	—	24	7	18-0	—	—	41	2.9
LESTER CONNER																				
															HT: 6'4" WT: 185 OREGON STATE BORN: SEPTEMBER 17, 1959					
82-83	75	1416	145	303	.479	0	4	.000	79	113	.699	69	152	221	253	141-1	116	7	369	4.9
83-84	82	2573	360	730	.493	1	6	.167	186	259	.718	132	173	305	401	176-1	162	12	907	11.0
84-85	79	2258	246	546	.451	4	20	.200	144	192	.750	87	159	246	369	136-1	161	13	640	8.1
85-86	36	413	51	136	.375	2	7	.286	40	54	.741	25	37	62	43	23-0	24	1	144	4.0
TOTALS	272	6660	802	1715	.468	7	37	.189	449	618	.727	313	521	834	1066	476-3	463	33	2060	7.6
QUINN COOK																				
															HT: 6'2" WT: 179 DUKE BORN: MARCH 23, 1993					
17-18	33	740	122	252	.484	46	104	.442	22	25	.880	10	72	82	89	59-1	12	1	312	9.5
18-19	74	1059	204	439	.465	81	200	.405	20	26	.769	22	135	157	116	92-0	20	3	509	6.9
TOTALS	107	1799	326	691	.472	127	304	.418	42	51	.824	32	207	239	205	151-1	32	4	821	7.7
PLAYOFF RECORD																				
17-18	17	175	30	67	.448	7	31	.226	14	17	.824	2	21	23	11	13-0	4	2	81	4.8
18-19	17	193	28	70	.400	11	34	.324	4	4	1.000	2	16	18	12	13-0	3	1	71	4.2
TOTALS	34	368	58	137	.423	18	65	.277	18	21	.857	4	37	41	23	26-0	7	3	152	4.5
WAYNE COOPER																				
															HT: 6'10" WT: 220 NEW ORLEANS BORN: NOVEMBER 16, 1956					
78-79	65	795	128	293	.437	—	—	—	41	61	.672	90	190	280	21	118-0	7	44	297	4.6
79-80	79	1781	367	750	.489	1	4	.250	136	181	.751	202	305	507	42	246-5	20	79	871	11.0
TOTALS	144	2576	495	1043	.475	1	4	.250	177	242	.731	292	495	787	63	364-5	27	123	1168	8.1
LARRY COSTELLO																				
															HT: 6'1" WT: 188 NIAGARA BORN: JULY 2, 1931					
54-55	19	463	46	139	.331	—	—	—	26	32	.813	—	—	49	78	37-0	—	—	118	6.2
56-57	72	2111	186	497	.374	—	—	—	175	222	.788	—	—	323	236	182-2	—	—	547	7.6
TOTALS	91	2574	232	636	.365	—	—	—	201	254	.791	—	—	372	314	219-2	—	—	665	7.3
PLAYOFF RECORD																				
56-57	2	16	3	8	.375	—	—	—	0	1	1.000	—	—	5	2	3-0	—	—	6	3.0
JOHN COUGHRAN																				
															HT: 6'8" WT: 230 CALIFORNIA BORN: SEPTEMBER 12, 1951					
79-80	24	160	29	81	.358	2	9	.222	8	14	.571	2	17	19	12	24-0	7	1	68	2.8
JOE COURTNEY																				
															HT: 6'8" WT: 240 SOUTHERN MISSISSIPPI BORN: OCTOBER 17, 1969					
92-93	7	70	9	23	.391	0	0	—	4	5	.800	2	15	17	2	8-0	3	4	22	3.1
DeMARCUS COUSINS																				
															HT: 6'11" WT: 270 KENTUCKY BORN: AUGUST 13, 1990					
18-19	30	771	178	371	.480	26	95	.274	106	144	.736	43	204	247	107	109-2	40	44	488	16.3
PLAYOFF RECORD																				
18-19	8	133	21	53	.396	3	12	.250	16	25	.640	9	30	39	19	24-1	5	6	61	7.6
WESLEY COX																				
															HT: 6'6" WT: 215 LOUISVILLE BORN: JANUARY 27, 1955					
77-78	43	453	69	173	.399	—	—	—	58	100	.580	42	101	143	12	82-1	—	—	196	4.6
78-79	31	360	53	123	.431	—	—	—	40	92	.435	18	45	63	11	68-0	—	—	146	4.7
TOTALS	74	813	122	296	.412	—	—	—	98	192	.510	60	146	206	23	150-1	—	—	342	4.6
JAMAL CRAWFORD																				
															HT: 6'5" WT: 200 MICHIGAN BORN: MARCH 20, 1980					
08-09	54	2087	346	853	.406	107	317	.338	265	298	.889	21	155	176	240	79-0	48	13	1064	19.7
JORDAN CRAWFORD																				
															HT: 6'4" WT: 195 XAVIER BORN: NOVEMBER 28, 1984					
13-14	42	661	139	333	.417	40	128	.313	36	43	.837	10	53	63	57	44-0	13	2	354	8.4
PLAYOFF RECORD																				
13-14	6	57	12	33	.364	2	7	.286	11	14	.786	4	5	9	2	7-0	1	0	37	6.2
RON CREVIER																				
															HT: 7'0" WT: 235 BOSTON COLLEGE BORN: APRIL 8, 1958					
85-86	1	1	0	1	.000	0	0	—	0	0	—	0	0	0	0	0-0	—	—	0	0.0

WARRIORS ALL-TIME ROSTER



YEAR	G	MIN	FGM	FGA	PCT	3FG	3FGA	PCT	FTM	FTA	PCT	OFF	DEF	TOT	AST	PF-DQ	STL	BLK	PTS	AVG	
AUSTIN CROSHERE													HT: 6'10" WT: 235 PROVIDENCE BORN: MAY 1, 1975								
07-08	44	457	61	137	.445	22	61	.361	29	32	.906	33	71	104	30	60-1	8	6	173	3.9	
RUSSELL CROSS													HT: 6'9" WT: 240 PURDUE BORN: SEPTEMBER 5, 1961								
83-84	45	354	64	112	.571	0	0	—	38	91	.418	35	47	82	22	58-0	12	7	166	3.7	
FRANCIS CROSSIN													HT: 6'1" WT: 165 PENNSYLVANIA BORN: JUNE 4, 1924								
47-48	39	—	29	121	.240	—	—	—	13	23	.565	—	—	—	20	28-	—	—	71	1.8	
48-49	44	—	74	212	.347	—	—	—	26	42	.619	—	—	—	55	53-	—	—	174	4.0	
49-50	64	—	185	574	.322	—	—	—	79	101	.782	—	—	—	148	139-	—	—	449	7.0	
TOTALS	147	—	288	907	.318	—	—	—	118	166	.711	—	—	—	223	220-	—	—	694	4.7	
PLAYOFF RECORD																					
47-48	10	—	16	49	.327	—	—	—	8	9	.889	—	—	—	10	—	—	—	40	4.0	
48-49	2	—	13	31	.419	—	—	—	5	7	.714	—	—	—	3	—	—	—	31	15.5	
49-50	2	—	9	27	.333	—	—	—	8	9	.889	—	—	—	4	3-	—	—	26	13.0	
TOTALS	14	—	38	107	.355	—	—	—	21	25	.840	—	—	—	17	3-	—	—	97	6.9	
TERRY CUMMINGS													HT: 6'9" WT: 250 DEPAUL BORN: MARCH 15, 1961								
98-99	50	1011	186	424	.439	1	1	1.000	81	114	.711	95	160	255	58	168-4	46	10	454	9.1	
99-00	22	398	76	177	.429	0	0	---	32	39	.821	45	62	107	21	74-0	13	8	184	8.4	
TOTALS	72	1400	262	601	.436	1	1	1.000	113	153	.739	140	222	362	79	242-4	59	18	638	8.9	
VONTEEGO CUMMINGS													HT: 6'3" WT: 190 PITTSBURGH BORN: FEBRUARY 29, 1976								
99-00	75	1793	265	655	.405	49	151	.325	127	169	.751	57	127	184	247	147-4	91	13	706	9.4	
00-01	66	1495	178	517	.344	48	143	.336	79	116	.681	47	90	137	227	160-2	67	14	483	7.3	
TOTALS	141	3288	443	1172	.378	97	294	.330	206	285	.723	104	217	321	474	307-6	158	27	1189	8.4	
BILL CURLEY													HT: 6'9" WT: 245 BOSTON COLLEGE BORN: MAY 29, 1972								
99-00	24	259	23	57	.404	0	1	.000	18	25	.720	14	28	42	14	51-1	11	4	64	2.7	
00-01	15	177	24	43	.558	1	1	1.000	11	15	.733	21	16	37	3	41-1	6	8	60	4.0	
TOTALS	39	436	47	100	.470	1	2	.500	29	40	.725	35	44	79	17	92-2	17	12	124	3.2	
STEPHEN CURRY													HT: 6'3" WT: 193 DAVIDSON BORN: MARCH 11, 1988								
09-10	80	2896	528	1143	.462	166	380	.437	177	200	.885	48	308	356	472	252-4	152	19	1399	17.5	
10-11	74	2489	505	1053	.480	151	342	.442	212	227	.934	52	234	286	432	233-2	109	20	1373	18.6	
11-12	26	732	145	296	.490	55	121	.455	38	47	.809	15	73	88	138	62-0	39	8	383	14.7	
12-13	78	2983	626	1388	.451	272	600	.453	262	291	.900	59	255	314	539	198-2	126	12	1786	22.9	
13-14	78	2846	652	1383	.471	261	615	.424	308	348	.885	46	288	334	666	194-1	128	14	1873	24.0	
14-15	80	2613	653	1341	.487	286	646	.443	308	337	.914	56	285	341	619	158-0	163	16	1900	23.8	
15-16	79	2700	805	1598	.504	402	886	.454	363	400	.908	68	362	430	527	161-0	169	15	2375	30.1	
16-17	79	2639	675	1443	.468	324	789	.411	325	362	.898	61	292	353	524	183-1	142	17	1999	25.3	
17-18	51	1631	428	864	.495	212	501	.423	278	302	.921	36	225	261	310	114-1	80	8	1346	26.4	
18-19	69	2331	632	1340	.472	354	810	.437	263	287	.916	45	324	369	361	166-0	92	25	1881	27.3	
19-20	5	139	33	82	.402	12	49	.245	26	26	1.000	4	22	26	33	11-0	5	2	104	20.8	
20-21	63	2152	658	1365	.482	337	801	.421	362	395	.916	29	316	345	363	119-0	77	8	2015	32.0	
21-22	64	2211	535	1224	.437	285	750	.380	275	298	.923	34	301	335	404	130-1	85	23	1630	25.5	
TOTALS	826	28362	6875	14520	.473	3117	7290	.428	3197	3520	.908	553	3285	3838	5388	1981-12	1367	187	20064	24.3	
PLAYOFF RECORD																					
12-13	12	497	102	235	.434	42	106	.396	35	38	.921	5	41	46	97	35-0	20	2	281	23.4	
13-14	7	296	51	116	.440	22	57	.386	37	42	.881	4	21	25	59	18-0	12	1	161	23.0	
14-15	21	826	200	439	.456	98	232	.422	96	115	.835	20	85	105	134	47-0	39	3	594	28.3	
15-16	18	614	148	338	.438	80	198	.404	76	83	.916	14	85	99	113	39-1	26	5	452	25.1	
16-17	17	601	151	312	.484	72	172	.419	103	114	.904	22	84	106	94	37-0	34	4	477	28.1	
17-18	15	555	137	304	.451	64	162	.395	45	47	.957	9	82	91	81	38-0	26	11	383	25.5	
18-19	22	846	190	431	.441	92	244	.377	148	157	.943	17	115	132	126	68-0	24	4	620	28.2	
21-22	22	764	202	440	.459	91	229	.397	107	129	.829	11	104	115	129	59-0	29	8	602	27.4	
TOTALS	134	4998	1181	2615	.452	561	1400	.401	647	725	.892	102	617	719	833	341-1	210	38	3570	26.6	
ALL-STAR RECORD																					
2014	--	28	4	14	.286	2	11	.182	2	2	1.000	1	2	3	11	1-0	1	0	12	12.0	
2015	--	27	6	16	.375	3	10	.300	0	0	---	4	5	9	5	1-0	1	0	15	15.0	
2016	--	29	10	18	.556	6	13	.462	0	0	---	1	4	5	6	1-0	4	0	26	26.0	
2017	--	28	8	16	.500	5	11	.455	0	0	---	1	3	4	6	3-0	1	0	21	21.0	
2018	--	27	4	14	.286	3	11	.273	0	0	---	2	4	6	5	0-0	1	0	11	11.0	
2019	--	29	6	23	.261	4	17	.235	1	1	1.000	1	8	9	7	0-0	0	0	17	17.0	
2021	--	22	10	19	.526	8	16	.500	0	0	---	0	4	4	4	0-0	2	0	28	28.0	
2022	--	36	17	30	.567	16	27	.593	0	0	---	1	4	5	2	1-0	1	2	50	50.0	
TOTALS	8	225	65	150	.433	47	116	.405	3	3	1.000	11	34	45	46	7-0	11	2	180	22.5	
ED DAHLER													HT: 6'5" WT: 190 DUQUESNE BORN: JANUARY 31, 1926								
51-52	14	112	14	38	.368	—	—	—	7	7	1.000	—	—	22	5	16-0	—	—	35	2.5	

WARRIORS ALL-TIME ROSTER

YEAR	G	MIN	FGM	FGA	PCT	3FG	3FGA	PCT	FTM	FTA	PCT	OFF	DEF	TOT	AST	PF-DQ	STL	BLK	PTS	AVG
HT: 6'4" WT: 202 STANFORD BORN: MAY 24, 1922																				
HOWIE DALLMAR																				
46-47	60	—	199	710	.280	—	—	—	130	203	.640	—	—	—	104	141-	—	—	528	8.8
47-48	48	—	215	781	.275	—	—	—	157	211	.744	—	—	—	120	141-	—	—	587	12.2
48-49	38	—	105	342	.307	—	—	—	83	116	.716	—	—	—	116	104-	—	—	293	7.7
TOTALS	146	—	519	1833	.283	—	—	—	370	530	.698	—	—	—	340	386-	—	—	1408	9.6

PLAYOFF RECORD

46-47	10	—	26	104	.250	—	—	—	30	40	.750	—	—	—	16	—	—	—	82	8.2
47-48	13	—	38	178	.213	—	—	—	30	48	.625	—	—	—	37	55-	—	—	106	8.2
48-49	2	—	4	18	.222	—	—	—	5	7	.714	—	—	—	4	9-	—	—	13	6.5
TOTALS	25	—	68	300	.227	—	—	—	65	95	.684	—	—	—	57	64-	—	—	201	8.0

ERICK DAMPIER

HT: 6'11" WT: 270 MISSISSIPPI STATE BORN: JULY 14, 1974																				
97-98	82	2656	352	791	.445	0	2	.000	267	399	.669	272	443	715	94	281-6	39	139	971	11.8
98-99	50	1414	161	414	.389	0	0	---	120	204	.588	164	218	382	54	165-2	26	58	442	8.8
99-00	21	495	70	173	.405	0	0	---	27	51	.529	48	86	134	19	75-1	8	15	167	8.0
00-01	43	1038	126	314	.401	0	2	.000	67	126	.532	97	153	250	59	123-3	17	58	319	7.4
01-02	73	1740	209	480	.435	0	0	---	136	211	.645	167	220	387	87	235-4	17	167	554	7.6
02-03	82	1978	259	522	.496	0	2	.000	155	222	.698	248	295	543	58	242-3	27	154	673	8.2
03-04	74	2403	348	650	.535	0	2	.000	217	332	.654	344	543	887	60	227-3	33	137	913	12.3
TOTALS	425	11724	1525	3344	.456	0	8	.000	989	1545	.640	1340	1958	3298	431	1348-22	167	728	4039	9.5

JERMAREO DAVIDSON

HT: 6'10" WT: 230 ALABAMA BORN: NOVEMBER 15, 1984																				
08-09	14	111	17	35	.486	0	0	---	8	17	.471	10	24	34	1	12-0	2	3	42	3.0

BARON DAVIS

HT: 6'3" WT: 223 UCLA BORN: APRIL 13, 1979																				
04-05	28	988	180	449	.401	74	217	.341	111	147	.755	16	92	108	233	74-1	50	10	545	19.5
05-06	54	1971	335	861	.389	102	324	.315	195	289	.675	45	191	236	480	165-3	89	14	967	17.9
06-07	63	2221	452	1030	.439	85	280	.304	275	369	.745	51	225	276	609	181-1	135	29	1264	20.1
07-08	82	3196	650	1526	.426	173	525	.330	318	424	.750	96	289	385	523	247-3	191	43	1791	21.8
TOTALS	227	8376	1617	3866	.418	434	1346	.322	899	1229	.731	208	797	1005	1845	667-8	465	106	4567	20.1

PLAYOFF RECORD

06-07	11	445	98	191	.513	25	67	.373	57	74	.770	11	39	50	72	46-1	32	7	278	25.3
-------	----	-----	----	-----	------	----	----	------	----	----	------	----	----	----	----	------	----	---	-----	------

DALE DAVIS

HT: 6'11" WT: 250 CLEMSON BORN: MARCH 25, 1969																				
04-05	36	577	45	109	.413	0	0	---	22	38	.579	61	92	153	23	79-1	13	32	112	3.1

DWIGHT DAVIS

HT: 6'8" WT: 220 HOUSTON BORN: OCTOBER 28, 1949																				
75-76	72	866	111	269	.413	—	—	—	78	113	.690	86	139	225	46	141-0	20	28	300	4.2
76-77	33	552	55	124	.444	—	—	—	49	72	.681	34	61	95	29	93-1	11	8	159	4.8
TOTALS	105	1418	166	393	.422	—	—	—	127	185	.686	120	200	320	75	234-1	31	36	459	4.4

PLAYOFF RECORD

75-76	11	142	16	37	.432	—	—	—	18	22	.818	9	19	28	10	28-1	3	4	50	4.5
-------	----	-----	----	----	------	---	---	---	----	----	------	---	----	----	----	------	---	---	----	-----

MARK DAVIS

HT: 6'7" WT: 205 TEXAS TECH BORN: APRIL 26, 1973																				
99-00	23	464	56	137	.409	0	2	.000	31	47	.660	31	53	84	38	52-0	25	4	143	6.2

WALTER DAVIS

HT: 6'8" WT: 205 TEXAS A&M BORN: JANUARY 5, 1931																					
53-54	68	1568	167	455	.367	—	—	—	65	101	.644	—	—	—	435	58	207-9	—	—	399	5.9
54-55	61	766	701	182	.385	—	—	—	35	48	.729	—	—	—	206	36	100-0	—	—	175	2.9
55-56	70	1097	123	333	.369	—	—	—	77	112	.688	—	—	—	276	56	230-7	—	—	323	4.6
56-57	65	1250	178	437	.407	—	—	—	74	106	.698	—	—	—	306	52	235-9	—	—	430	6.6
57-58	61	663	85	244	.348	—	—	—	61	82	.744	—	—	—	174	29	143-0	—	—	231	3.8
TOTALS	325	5344	623	1651	.377	—	—	—	312	449	.695	—	—	—	1397	231	915-25	—	—	1558	4.8

PLAYOFF RECORD

55-56	10	69	10	22	.455	—	—	—	3	6	.500	—	—	—	28	3	21-0	—	—	23	2.3
56-57	2	37	4	13	.308	—	—	—	4	4	1.000	—	—	—	14	1	8-0	—	—	12	6.0
TOTALS	12	106	14	35	.400	—	—	—	7	10	.700	—	—	—	42	4	29-0	—	—	35	2.9

ANDREW DECLERCO

HT: 6'10" WT: 230 FLORIDA BORN: FEBRUARY 1, 1973																				
95-96	22	203	24	50	.480	0	1	.000	11	19	.597	18	21	39	9	30-0	7	5	59	2.7
96-97	71	1065	142	273	.520	0	0	---	91	151	.603	122	176	298	32	229-3	33	27	375	5.3
TOTALS	93	1268	166	323	.513	0	1	.000	102	170	.600	140	197	337	42	259-3	40	32	434	4.7

DEWAYNE DEMDON

HT: 7'0" WT: 255 USC BORN: AUGUST 12, 1989																				
13-14	4	6	0	1	.000	0	0	---	1	2	.500	0	0	0	0	1-0	0	0	1	0.3

VINNY DEL NEGRO

HT: 6'4" WT: 200 NORTH CAROLINA STATE BORN: AUGUST 9, 1966																				
00-01	29	396	30	90	.333	1	9	.111	16	16	1.000	4	27	31	62	36-0	6	0	77	2.7

TONY DELK

HT: 6'2" WT: 189 KENTUCKY BORN: JANUARY 28, 1974																				
97-98	74	1647	311	794	.392	41	156	.263	110	149	.738	38	132	170	169	88-0	73	12	773	12.3
98-99	36	630	92	253	.364	16	66	.242	46	71	.648	11	43	54	95	47-0	16	6	246	6.8
TOTALS	110	2277	403	1047	.385	57	222	.257	156	220	.709	49	175	224	264	135-0	89	18	1019	9.3

WARRIORS ALL-TIME ROSTER



YEAR	G	MIN	FGM	FGA	PCT	3FG	3FGA	PCT	FTM	FTA	PCT	OFF	DEF	TOT	AST	PF-DQ	STL	BLK	PTS	AVG
HT: 6'4" WT: 210 PACIFIC BORN: FEBRUARY 12, 1970																				
93-94	2	11	2	6	.333	0	0	—	0	2	.000	0	0	1	1-0	2	0	4	2.0	
HT: 6'3" WT: 192 KING'S (DE) BORN: JULY 19, 1929																				
54-55	48	1387	127	360	.353	—	—	—	98	141	.695	—	—	236	174	141-1	—	—	352	7.3
55-56	72	1444	126	265	.475	—	—	—	88	139	.633	—	—	264	205	146-7	—	—	340	4.7
56-57	71	1147	134	302	.444	—	—	—	55	102	.539	—	—	251	136	107-0	—	—	323	4.5
57-58	67	1048	112	311	.360	—	—	—	70	105	.667	—	—	214	128	113-0	—	—	294	4.4
58-59	57	694	92	215	.428	—	—	—	81	106	.764	—	—	160	68	95-0	—	—	265	4.6
TOTALS	315	5720	591	1453	.407	—	—	—	392	593	.661	—	—	1125	711	602-8	—	—	1574	5.0
PLAYOFF RECORD																				
55-56	10	134	12	30	.400	—	—	—	14	20	.700	—	—	25	13	11-0	—	—	38	3.8
56-57	2	74	9	21	.429	—	—	—	7	16	.438	—	—	15	12	5-0	—	—	25	12.5
57-58	8	101	14	28	.500	—	—	—	5	9	.556	—	—	18	6	11-0	—	—	33	4.1
TOTALS	20	309	35	79	.443	—	—	—	26	45	.578	—	—	58	31	27-0	—	—	96	4.8
HT: 6'7" WT: 210 CINCINNATI BORN: OCTOBER 26, 1951																				
73-74	66	930	115	233	.494	—	—	—	51	66	.773	123	216	339	54	112-1	17	15	281	4.3
74-75	80	1859	274	569	.482	—	—	—	66	99	.667	190	360	550	125	199-0	52	19	614	7.7
75-76	79	1207	220	473	.465	—	—	—	62	79	.785	114	235	349	83	141-1	26	11	502	6.4
76-77	49	856	158	345	.458	—	—	—	45	61	.738	100	140	240	63	101-1	20	11	361	7.4
77-78	47	493	87	198	.439	—	—	—	30	36	.833	36	61	97	21	56-0	14	4	204	4.3
TOTALS	321	5345	854	1818	.470	—	—	—	254	341	.745	563	1012	1575	346	609-3	129	60	1962	6.1
PLAYOFF RECORD																				
74-75	15	257	47	78	.603	—	—	—	9	16	.563	20	53	73	11	28-1	8	0	103	6.9
75-76	12	173	31	62	.500	—	—	—	14	17	.824	18	24	42	6	27-0	2	1	76	6.3
TOTALS	27	430	78	140	.557	—	—	—	23	33	.697	38	77	115	17	55-1	10	1	179	6.6
HT: 6'7" WT: 249 GEORGETOWN BORN: FEBRUARY 1, 1996																				
18-19	11	67	16	33	.485	10	20	.500	4	5	.800	8	5	13	1	9-0	0	1	46	4.2
HT: 6'10" WT: 222 CINCINNATI BORN: OCTOBER 2, 1936																				
64-65	68	1294	218	538	.405	—	—	—	100	168	.595	—	—	435	72	165-4	—	—	536	7.9
HT: 6'8" WT: 255 ARIZONA STATE BORN: SEPTEMBER 11, 1983																				
05-06	69	1031	175	334	.524	0	0	—	136	168	.810	95	134	229	29	164-4	15	30	486	7.0
06-07	17	222	44	83	.530	0	0	—	35	44	.795	21	42	63	5	35-1	3	11	123	7.2
TOTALS	86	1253	219	417	.525	0	0	—	171	212	.801	116	176	292	34	199-2	18	41	609	7.1
HT: 6'2" WT: 190 FLORIDA STATE BORN: MARCH 16, 1986																				
13-14	24	265	32	86	.372	19	59	.322	5	8	.625	4	22	26	19	34-0	6	2	88	3.7
HT: 6'3" WT: 177 RHODE ISLAND BORN: MAY 10, 1997																				
21-22	4	28	3	6	.500	0	1	.000	0	0	---	1	6	7	3	2-0	0	1	6	1.5
HT: 6'2" WT: 180 WASHINGTON BORN: MARCH 5, 1950																				
74-75	67	756	102	217	.470	—	—	—	70	97	.722	61	84	145	103	105-1	40	2	274	4.1
75-76	82	1456	182	345	.528	—	—	—	157	245	.641	112	157	269	239	170-0	77	2	521	6.4
76-77	79	1682	220	421	.523	—	—	—	129	203	.635	119	177	296	347	169-0	67	6	569	7.2
77-78	78	1660	127	249	.510	—	—	—	138	195	.708	86	201	287	409	181-0	68	2	392	5.0
TOTALS	306	5554	631	1232	.512	—	—	—	494	740	.668	378	619	997	1098	625-1	252	12	1756	5.7
PLAYOFF RECORD																				
74-75	13	112	10	24	.417	—	—	—	16	28	.571	5	12	17	17	23-0	5	2	36	2.8
75-76	13	260	33	57	.579	—	—	—	24	33	.727	20	16	36	38	29-0	22	1	90	6.9
76-77	10	236	13	37	.351	—	—	—	15	23	.652	17	21	38	69	28-0	7	0	41	4.1
TOTALS	36	608	56	118	.475	—	—	—	55	84	.655	42	49	91	124	80-0	34	3	167	4.6
HT: 6'2" WT: 180 UNIVERSITY OF DETROIT BORN: JULY 29, 1956																				
82-83	5	49	9	19	.474	0	0	—	0	0	—	0	3	3	5	5-0	2	1	18	3.6
HT: 6'9" WT: 230 DUKE BORN: SEPTEMBER 15, 1980																				
02-03	82	1305	168	417	.403	52	150	.347	78	100	.780	66	148	214	106	120-0	53	19	466	5.7
03-04	75	2336	323	720	.449	94	254	.370	137	185	.741	87	355	442	220	169-2	68	13	877	11.7
04-05	79	2570	408	905	.451	107	276	.388	134	172	.779	97	338	435	203	198-3	79	26	1057	13.4
05-06	81	2578	331	816	.406	74	260	.285	196	252	.778	78	321	399	237	199-1	60	32	932	11.5
06-07	39	1051	166	370	.449	36	104	.346	78	101	.772	40	147	187	117	83-0	38	12	446	11.4
TOTALS	356	9840	1396	3228	.432	363	1044	.348	623	810	.769	368	1309	1677	883	769-6	298	102	3778	10.6
HT: 6'2" WT: 180 UTAH STATE BORN: MARCH 17, 1931																				
57-58	28	206	28	90	.311	—	—	—	14	17	.824	—	—	31	28	20-0	—	—	70	2.0
PLAYOFF RECORD																				
57-58	3	8	0	4	.000	—	—	—	0	0	—	—	—	1	1	1-0	—	—	0	0.0

ALL-TIME ROSTER

WARRIORS ALL-TIME ROSTER

YEAR	G	MIN	FGM	FGA	PCT	3FG	3FGA	PCT	FTM	FTA	PCT	OFF	DEF	TOT	AST	PF-DQ	STL	BLK	PTS	AVG
HT: 6'9" WT: 240 TEXAS BORN: SEPTEMBER 29, 1988																				
16-17	62	2070	551	1026	.537	117	312	.375	336	384	.875	39	474	513	300	117-0	66	99	1555	25.1
17-18	68	2325	630	1222	.516	173	413	.419	359	404	.889	31	433	464	366	133-0	50	119	1792	26.4
18-19	78	2702	721	1383	.521	137	388	.353	448	506	.885	33	464	497	457	155-1	58	84	2027	26.0
TOTALS	208	7098	1902	3631	.524	427	1113	.384	1143	1294	.883	103	1371	1474	1123	405-0	174	302	5374	25.8
PLAYOFF RECORD																				
16-17	15	533	149	268	.556	38	86	.442	92	103	.893	16	104	120	64	39-0	12	20	428	28.5
17-18	21	807	212	435	.487	47	138	.341	137	152	.901	13	150	163	99	43-0	15	25	608	29.0
18-19	12	442	125	243	.514	35	80	.438	102	113	.903	1	58	59	54	38-1	13	12	367	32.3
TOTALS	48	1783	486	946	.514	120	304	.395	331	368	.899	30	311	341	217	120-1	40	57	1423	29.6
ALL-STAR RECORD																				
2017	—	27	9	16	.563	2	8	.250	1	2	.500	4	6	10	10	1-0	2	0	21	—
2018	—	30	7	13	.538	3	8	.375	2	2	1.000	1	5	6	5	3-0	3	1	19	—
2019	—	25	10	15	.667	6	9	.667	5	5	1.000	0	7	7	2	1-0	1	2	31	—
TOTALS	3	82	26	44	.591	11	25	.440	8	9	.889	5	18	23	17	5-0	6	3	71	23.7
HT: 6'7" WT: 215 COLORADO STATE BORN: MARCH 10, 1967																				
92-93	5	78	6	25	.240	0	0	—	9	12	.750	5	9	14	4	6-0	1	1	21	4.2
HT: 6'5" WT: 210 AMERICAN INTERNATIONAL BORN: NOVEMBER 26, 1963																				
90-91	30	624	77	152	.507	3	8	.375	74	87	.851	46	63	109	44	83-1	19	10	231	7.7
91-92	79	1677	221	424	.521	23	70	.329	155	182	.852	69	158	227	174	159-3	68	15	620	7.8
TOTALS	109	2301	298	576	.517	26	78	.333	229	269	.851	115	221	336	218	242-4	87	25	851	7.8
PLAYOFF RECORD																				
90-91	9	197	28	56	.500	1	1	1.000	27	32	.844	17	15	32	13	32-0	5	1	84	9.3
91-92	4	80	23	36	.639	2	2	1.000	2	3	.667	11	11	22	10	11-1	5	0	50	12.5
TOTALS	13	277	51	92	.554	3	3	1.000	29	35	.829	28	26	54	23	43-1	10	1	134	10.3
HT: 6'6" WT: 175 SAN FRANCISCO BORN: MAY 3, 1944																				
66-67	41	333	67	164	.409	—	—	—	19	25	.760	—	—	112	27	45-0	—	—	153	3.7
67-68	51	624	111	302	.368	—	—	—	32	50	.640	—	—	195	37	83-2	—	—	254	5.0
68-69	74	1731	371	939	.395	—	—	—	147	201	.731	—	—	481	130	258-13	—	—	889	12.0
69-70	76	2380	501	1223	.410	—	—	—	200	270	.741	—	—	594	139	281-13	—	—	1202	15.8
70-71	80	2275	356	898	.396	—	—	—	151	203	.744	—	—	511	161	287-6	—	—	863	10.8
71-72	78	1462	280	681	.411	—	—	—	95	132	.720	—	—	389	97	224-4	—	—	655	8.4
72-73	74	1054	199	487	.409	—	—	—	69	93	.742	—	—	282	88	143-2	—	—	467	6.3
73-74	50	515	61	190	.321	—	—	—	18	31	.581	—	—	122	37	76-2	—	—	140	2.8
TOTALS	524	10,374	1946	4884	.398	—	—	—	731	1005	.727	—	—	2686	716	1397-42	—	—	4623	8.8
PLAYOFF RECORD																				
66-67	3	6	1	4	.250	—	—	—	0	0	—	—	—	1	2	2-0	—	—	2	0.7
67-68	9	104	13	44	.295	—	—	—	6	7	.857	—	—	19	7	16-0	—	—	32	3.6
68-69	6	161	23	79	.291	—	—	—	16	25	.640	—	—	51	3	22-0	—	—	62	10.3
70-71	5	91	13	42	.310	—	—	—	2	3	.667	—	—	21	0	8-0	—	—	28	5.6
71-72	5	113	21	63	.333	—	—	—	12	17	.706	—	—	21	4	9-0	—	—	54	10.8
72-73	10	100	12	38	.316	—	—	—	0	0	—	—	—	18	7	18-1	—	—	24	2.4
TOTALS	38	575	83	270	.307	—	—	—	36	52	.692	—	—	131	23	75-1	—	—	202	5.3
HT: 6'3" WT: 185 LANIER HS (JACKSON, MS) BORN: OCTOBER 26, 1985																				
05-06	49	886	132	318	.415	28	82	.341	42	59	.712	22	83	105	78	69-0	32	11	334	6.8
06-07	77	2638	480	1010	.475	39	143	.273	273	358	.763	62	181	243	319	210-1	132	21	1272	16.5
07-08	81	3071	652	1227	.531	12	52	.231	320	417	.767	133	271	404	315	195-0	124	27	1636	20.2
08-09	25	892	194	430	.451	8	26	.308	78	94	.830	14	94	108	93	67-0	39	8	474	19.0
09-10	64	2647	631	1406	.449	77	228	.338	292	388	.753	47	210	257	340	189-2	143	25	1631	25.5
10-11	80	3226	726	1611	.451	137	379	.361	340	431	.789	44	237	281	450	203-0	168	23	1929	24.1
11-12	37	1365	305	704	.433	50	156	.321	151	186	.812	16	111	127	223	84-0	56	12	811	21.9
TOTALS	413	14,725	3120	6706	.465	351	1066	.329	1496	1933	.774	338	1187	1525	1818	1017-3	694	127	8087	19.6
PLAYOFF RECORD																				
06-07	11	238	32	82	.390	1	9	.111	23	28	.821	8	17	25	10	23-0	10	2	88	8.0
HT: 7'0" WT: 248 WYOMING BORN: MARCH 1, 1959																				
82-83	54	369	38	94	.404	0	0	—	5	16	.313	43	61	104	11	95-1	7	17	81	1.5
83-84	46	360	33	83	.398	0	0	—	14	23	.609	27	70	97	11	68-0	9	3	80	1.7
TOTALS	100	729	71	177	.401	0	0	—	19	39	.487	70	131	201	22	163-1	16	20	161	1.6
HT: 6'6" WT: 195 NORFOLK STATE BORN: AUGUST 20, 1956																				
78-79	13	72	10	23	.435	—	—	—	6	8	.750	0	5	5	2	7-0	1	0	26	2.0
HT: 6'5" WT: 200 UCLA BORN: APRIL 19, 1944																				
65-66	64	646	95	267	.356	—	—	—	43	65	.662	—	—	162	38	91-1	—	—	233	3.6
HT: 6'6" WT: 210 CINCINNATI BORN: JUNE 18, 1997																				
18-19	30	204	18	53	.340	4	15	.267	0	1	.000	6	19	25	23	28-0	5	3	40	1.3
19-20	27	414	45	133	.338	13	38	.342	25	29	.862	9	32	41	31	41-0	11	12	128	4.7
TOTALS	57	617	63	186	.339	17	53	.321	25	30	.833	15	51	66	54	69-0	16	15	168	2.9

WARRIORS ALL-TIME ROSTER



YEAR	G	MIN	FGM	FGA	PCT	3FG	3FGA	PCT	FTM	FTA	PCT	OFF	DEF	TOT	AST	PF-DQ	STL	BLK	PTS	AVG
JACOB EVANS III (CONTINUED...)																				
PLAYOFF RECORD																				
18-19	7	18	2	5	.400	1	2	.500	0	0	---	0	1	1	1	1-0	0	0	5	0.7
FESTUS EZELI																				
12-13	78	1120	74	169	.438	0	0	---	43	81	.531	141	172	313	22	157-1	23	74	191	2.4
13-14	Missed entire season due to injury																			
14-15	46	504	76	139	.547	0	0	---	49	78	.628	60	95	155	9	77-1	7	42	201	4.4
15-16	46	770	125	228	.548	0	0	---	70	132	.530	91	166	257	32	94-1	18	50	320	7.0
TOTALS	170	2394	275	536	.513	0	0	---	162	291	.557	292	433	725	63	328-3	48	166	712	4.2
PLAYOFF RECORD																				
12-13	12	134	6	13	.462	0	0	---	12	21	.571	13	17	30	2	24-0	3	7	24	2.0
13-14	Missed playoffs due to injury																			
14-15	20	183	27	50	.540	0	0	---	16	29	.552	24	38	62	6	25-0	1	10	70	3.5
15-16	23	203	37	69	.536	0	0	---	19	44	.432	23	38	61	8	34-0	1	7	93	4.0
TOTALS	55	520	70	132	.530	0	0	---	47	94	.500	60	93	153	16	83-0	5	24	187	3.4
PHIL FARBMAN																				
48-49	48	---	50	163	.307	---	---	---	55	81	.679	---	---	---	---	36	86-	---	155	3.2
HT: 6'1" WT: 190 CCNY BORN: APRIL 3, 1924																				
TONY FARMER																				
99-00	74	1199	127	312	.407	8	44	.182	203	265	.766	118	177	295	74	167-1	66	16	465	6.3
HT: 6'9" WT: 245 NEBRASKA BORN: JANUARY 3, 1970																				
DAVID FEDOR																				
62-63	7	27	3	10	.300	---	---	---	0	1	.000	---	---	6	1	4-0	---	---	6	0.9
HT: 6'6" WT: 192 FLORIDA STATE BORN: DECEMBER 10, 1940																				
DAVE FEITL																				
87-88	70	1128	182	404	.450	0	4	.000	94	134	.701	83	252	335	53	146-1	15	9	458	6.5
HT: 7'0" WT: 240 TEXAS-EL PASO BORN: JUNE 8, 1962																				
DUANE FERRELL																				
97-98	50	461	41	111	.369	0	6	.000	12	12	.545	25	22	47	26	50-0	21	6	94	1.9
98-99	8	46	1	14	.071	0	0	---	3	4	.750	5	1	6	0	4-0	1	1	5	0.6
TOTALS	58	507	42	125	.336	0	6	.000	15	26	.577	30	23	53	26	54-0	22	7	99	1.7
DANIEL FINN																				
52-53	31	1015	135	409	.330	---	---	---	99	182	.544	---	---	175	146	124-9	---	---	369	11.9
53-54	68	1562	170	495	.343	---	---	---	126	196	.643	---	---	216	265	215-7	---	---	466	6.9
54-55	43	820	77	265	.291	---	---	---	53	86	.616	---	---	157	155	114-3	---	---	207	4.8
TOTALS	142	3397	382	1169	.327	---	---	---	278	464	.599	---	---	548	566	453-19	---	---	1042	7.3
HT: 6'1" WT: 185 ST. JOHN'S (NY) BORN: MAY 27, 1928																				
DEREK FISHER																				
04-05	74	2222	297	755	.393	108	291	.371	175	203	.862	38	180	218	301	176-1	76	4	877	11.9
05-06	82	2589	364	887	.410	117	295	.397	244	293	.833	36	175	211	352	237-3	125	8	1089	13.3
TOTALS	156	4811	661	1642	.403	225	586	.384	419	496	.845	74	355	429	653	413-4	201	12	1966	12.6
HT: 6'1" WT: 205 ARKANSAS-LITTLE ROCK BORN: AUGUST 9, 1974																				
JEROME FLEISHMAN																				
46-47	59	---	97	372	.261	---	---	---	69	127	.543	---	---	---	40	101-	---	---	263	4.5
47-48	47	---	119	501	.238	---	---	---	95	138	.688	---	---	---	43	122-	---	---	333	7.2
48-49	59	---	123	424	.290	---	---	---	77	118	.653	---	---	---	120	137-	---	---	323	5.5
49-50	65	---	102	353	.289	---	---	---	93	151	.616	---	---	---	118	129-	---	---	297	4.6
52-53	33	882	100	303	.303	---	---	---	96	140	.686	---	---	152	108	118-7	---	---	296	9.0
TOTALS	263	882	541	1953	.226	---	---	---	430	674	.638	---	---	152	239	607-7	---	---	1512	5.7
HT: 6'2" WT: 190 NYU BORN: FEBRUARY 14, 1922																				
PLAYOFF RECORD																				
46-47	9	---	22	70	.314	---	---	---	13	18	.722	---	---	---	3	20-	---	---	57	6.3
47-48	7	---	5	89	.056	---	---	---	6	8	.750	---	---	---	2	7-	---	---	16	2.3
48-49	2	---	7	26	.269	---	---	---	6	9	.667	---	---	---	4	5-	---	---	20	10.0
49-50	2	---	1	3	.333	---	---	---	0	1	.000	---	---	---	3	6-	---	---	2	1.0
TOTALS	20	---	35	188	.186	---	---	---	25	36	.694	---	---	---	12	38-	---	---	95	4.8
HT: 6'2" WT: 200 MANHATTAN BORN: APRIL 11, 1981																				
LUIS FLORES																				
04-05	15	73	13	27	.481	4	9	.444	2	2	1.000	0	2	2	11	9-0	2	0	32	2.1
HT: 6'3" WT: 175 GEORGETOWN BORN: MARCH 6, 1960																				
ERIC "SLEEPY" FLOYD																				
82-83	33	754	134	311	.431	6	11	.545	112	135	.830	40	55	95	71	78-2	39	8	386	11.7
83-84	77	2555	484	1045	.463	8	45	.178	315	386	.816	87	184	271	269	216-0	103	31	1291	16.8
84-85	82	2873	610	1372	.445	42	143	.294	336	415	.810	62	140	202	406	226-1	134	41	1598	19.5
85-86	82	2764	510	1007	.506	39	119	.328	351	441	.796	76	221	297	746	199-2	157	16	1410	17.2
86-87	82	3064	603	1030	.488	73	190	.384	462	537	.860	56	212	268	848	199-1	146	18	1541	18.8
87-88	18	680	132	301	.439	1	20	.050	116	139	.835	26	65	91	178	46-0	27	2	381	21.2
TOTALS	374	12,690	2373	5066	.468	169	528	.320	1692	2053	.824	347	877	1224	2518	964-6	606	116	6607	17.7
HT: 6'3" WT: 175 GEORGETOWN BORN: MARCH 6, 1960																				
PLAYOFF RECORD																				
86-87	10	414	77	152	.507	13	28	.464	47	51	.922	9	21	30	102	24-0	18	2	214	21.4
ALL-STAR RECORD																				
1987	1	19	4	7	.571	0	0	---	5	7	.714	2	3	5	1	2-0	1	0	14	14.0

WARRIORS ALL-TIME ROSTER

YEAR	G	MIN	FGM	FGA	PCT	3FG	3FGA	PCT	FTM	FTA	PCT	OFF	DEF	TOT	AST	PF-DQ	STL	BLK	PTS	AVG		
													HT: 6'4" WT: 190		MARYLAND STATE		BORN: NOVEMBER 1, 1948					
70-71	35	210	53	145	.366	—	—	—	28	37	.757	—	—	15	22	27-0	—	—	134	3.8		
PLAYOFF RECORD																						
70-71	2	9	2	3	.667	—	—	—	1	3	.333	—	—	0	0	2-0	—	—	5	2.5		
													HT: 6'8" WT: 260		CINCINNATI		BORN: MARCH 27, 1976					
00-01	6	203	29	50	.580	0	0	---	42	54	.778	29	69	98	5	22-1	2	0	100	16.7		
01-02	77	2216	309	722	.428	1	4	.250	245	308	.795	290	609	899	127	255-5	44	17	864	11.2		
02-03	17	223	20	54	.370	0	1	1.000	19	29	.655	28	45	73	12	43-0	9	0	59	3.3		
TOTALS	100	2642	358	826	.433	1	5	.200	306	391	.783	347	723	1070	144	320-6	55	17	1023	10.2		
													HT: 6'10" WT: 270		COLGATE		BORN: MARCH 19, 1975					
97-98	55	656	69	170	.406	0	1	.000	27	62	.435	73	111	184	14	94-0	13	52	165	3.0		
98-99	44	614	52	121	.430	0	0	---	25	51	.490	79	115	194	18	90-0	15	43	129	2.9		
99-00	76	1654	193	380	.508	0	0	---	34	90	.378	174	250	424	42	218-2	26	136	420	5.5		
00-01	58	1457	156	375	.416	0	0	---	30	68	.441	156	249	405	48	136-0	31	156	342	5.9		
01-02	79	1485	171	385	.444	0	0	---	37	93	.398	150	234	384	41	179-2	36	168	379	4.8		
02-03	82	1787	185	345	.536	0	1	1.000	70	104	.673	176	314	490	37	214-3	40	205	440	5.4		
03-04	44	572	59	130	.454	0	0	---	19	35	.543	54	113	167	17	68-1	6	46	137	3.1		
04-05	78	1700	156	311	.502	0	0	---	40	72	.556	165	264	429	56	201-5	26	159	352	4.5		
05-06	77	1824	152	300	.507	0	0	---	41	67	.612	143	281	424	33	215-1	44	125	345	4.5		
06-07	48	475	48	85	.565	0	0	---	11	25	.440	51	75	126	19	61-0	11	50	107	2.2		
TOTALS	641	12,224	1241	2602	.477	0	2	.000	334	667	.501	1221	2006	3227	325	1476-14	248	1140	2816	4.4		
PLAYOFF RECORD																						
06-07	3	6	1	1	1.000	0	0	---	0	0	---	0	2	2	0	0-0	0	0	2	0.7		
													HT: 6'10" WT: 240		WESTERN KENTUCKY		BORN: APRIL 26, 1965					
87-88	78	1597	242	565	.428	0	1	.000	150	207	.725	95	235	330	111	267-5	53	23	634	8.1		
88-89	32	245	34	91	.374	0	1	1.000	39	51	.765	26	35	61	15	59-1	14	6	107	3.3		
TOTALS	110	1842	276	656	.421	0	2	.000	189	258	.733	121	270	391	126	326-6	67	29	741	6.7		
													HT: 6'7" WT: 210		GRAMBLING		BORN: AUGUST 24, 1942					
65-66	2	9	0	4	.000	—	—	—	1	2	.500	—	—	5	1	1-0	—	—	1	0.5		
													HT: 6'2" WT: 185		GUILFORD COLLEGE		BORN: DECEMBER 9, 1953					
80-81	65	2370	516	1157	.446	5	31	.161	528	649	.814	48	111	159	361	183-1	85	11	1565	24.1		
81-82	78	2796	650	1452	.448	10	56	.179	479	647	.740	118	130	248	419	227-1	71	8	1789	22.9		
82-83	19	700	164	364	.451	0	3	.000	106	149	.711	22	22	44	89	66-1	15	3	434	22.8		
TOTALS	162	5866	1330	2973	.447	15	90	.167	1113	1445	.770	188	263	451	869	476-3	171	22	3788	23.4		
													HT: 6'5" WT: 190		MURRAY STATE		BORN: OCTOBER 26, 1921					
46-47	40	—	475	1557	.305	—	—	—	439	601	.730	—	—	25	199-	—	—	1389	23.2			
47-48	43	—	326	1258	.259	—	—	—	297	390	.762	—	—	26	162-	—	—	949	22.1			
48-49	60	—	529	1689	.313	—	—	—	502	638	.787	—	—	74	262-	—	—	1560	26.0			
49-50	68	—	336	1209	.278	—	—	—	293	421	.696	—	—	56	240-	—	—	965	14.2			
50-51	66	—	429	1358	.316	—	—	—	378	442	.855	—	—	523	117	247-8	—	—	1236	18.7		
51-52	61	1904	336	1078	.312	—	—	—	250	303	.825	—	—	368	123	255-13	—	—	922	15.1		
52-53	70	2085	332	960	.346	—	—	—	168	231	.727	—	—	387	138	319-20	—	—	832	11.9		
53-54	61	501	61	229	.266	—	—	—	28	49	.571	—	—	101	28	90-0	—	—	150	2.5		
TOTALS	489	4490	2824	9338	.302	—	—	—	2355	3075	.766	—	—	1379	587	1774-41	—	—	8003	16.4		
PLAYOFF RECORD																						
46-47	10	—	74	257	.288	—	—	—	74	94	.787	—	—	3	32-	—	—	222	22.2			
47-48	13	—	92	380	.242	—	—	—	98	121	.810	—	—	3	55-	—	—	282	21.7			
48-49	1	—	0	0	—	—	—	—	0	0	—	—	—	0	1-	—	—	0	0.0			
49-50	2	—	5	26	.192	—	—	—	5	10	.500	—	—	2	10-	—	—	15	7.5			
50-51	2	—	16	49	.327	—	—	—	20	27	.741	—	—	16	1	9-0	—	—	52	26.0		
51-52	3	70	5	33	.152	—	—	—	7	9	.778	—	—	12	2	13-1	—	—	17	5.7		
TOTALS	31	70	192	745	.258	—	—	—	204	261	.782	—	—	28	11	120-1	—	—	588	19.0		
ALL-STAR RECORD																						
1951	—	—	6	15	.400	—	—	—	7	9	.778	—	—	7	3	5-0	—	—	19	—		
1952	—	9	3	7	.429	—	—	—	0	1	.000	—	—	5	2	2-0	—	—	6	—		
TOTALS	2	9	9	22	.409	—	—	—	7	10	.700	—	—	12	5	7-0	—	—	25	12.5		
													HT: 6'11" WT: 255		NORTH CAROLINA STATE		BORN: JULY 25, 1974					
96-97	75	949	114	266	.429	0	0	---	76	110	.691	108	141	249	24	146-0	10	20	304	4.1		
97-98	57	613	86	205	.420	0	4	.000	55	80	.688	61	135	196	10	89-0	6	16	227	4.0		
TOTALS	132	1562	200	471	.425	0	4	.000	131	190	.689	169	276	445	34	235-0	16	36	531	4.0		
													HT: 6'11" WT: 240		UCLA		BORN: FEBRUARY 2, 1978					
10-11	28	297	33	88	.420	0	1	.000	5	14	.370	55	33	86	11	63-1	10	19	79	2.8		
													HT: 6'4" WT: 190		ELIZABETH CITY STATE		BORN: JULY 18, 1950					
81-82	75	1793	185	373	.490	0	5	.000	51	65	.785	37	152	189	261	173-1	121	28	421	5.6		

WARRIORS ALL-TIME ROSTER



YEAR	G	MIN	FGM	FGA	PCT	3FG	3FGA	PCT	FTM	FTA	PCT	OFF	DEF	TOT	AST	PF-DQ	STL	BLK	PTS	AVG	
DAVE GAMBEE																	HT: 6'6" WT: 215 OREGON STATE BORN: APRIL 16, 1937				
69-70	73	951	185	464	.399	—	—	—	156	186	.839	244	—	—	55	172-0	—	—	526	7.2	
RUBEN GARCES																	HT: 6'9" WT: 245 PROVIDENCE BORN: OCTOBER 17, 1973				
00-01	3	11	0	7	.000	0	0	---	0	0	---	4	3	7	1	0-0	1	1	0	0.0	
VERN GARDNER																	HT: 6'5" WT: 205 UTAH BORN: MAY 14, 1925				
49-50	63	—	313	916	.342	—	—	—	227	296	.767	—	—	—	119	236-	—	—	853	13.5	
50-51	61	—	129	383	.337	—	—	—	69	97	.711	—	—	237	189	149-6	—	—	327	5.4	
51-52	27	507	72	194	.371	—	—	—	15	23	.652	—	—	112	37	60-2	—	—	159	5.9	
TOTALS	151	507	514	1493	.344	—	—	—	311	416	.748	—	—	349	245	445-8	—	—	1339	8.9	
PLAYOFF RECORD																					
49-50	2	—	15	44	.341	—	—	—	6	9	.667	—	—	—	2	11-	—	—	36	18.0	
50-51	2	—	4	8	.500	—	—	—	3	3	1.000	—	—	—	4	0-	8-	—	11	5.5	
51-52	3	—	7	19	.368	—	—	—	10	11	.909	—	—	—	14	3	14-	—	24	8.0	
TOTALS	7	—	26	71	.366	—	—	—	19	23	.826	—	—	—	18	5	33-	—	71	10.1	
WINSTON GARLAND																	HT: 6'2" WT: 175 SW MISSOURI STATE BORN: DECEMBER 19, 1964				
87-88	67	2122	340	775	.439	13	39	.333	138	157	.879	68	159	227	429	188-2	116	7	831	12.4	
88-89	79	2661	466	1074	.434	10	43	.233	203	251	.809	101	227	328	505	216-2	175	14	1145	14.5	
89-90	51	891	108	288	.375	1	10	.100	53	63	.841	31	80	111	157	77-1	48	5	270	5.3	
TOTALS	197	5674	914	2137	.428	24	92	.261	394	471	.837	200	466	666	1091	481-5	339	26	2246	11.4	
PLAYOFF RECORD																					
88-89	8	270	41	98	.418	1	3	.333	24	28	.857	14	19	33	29	31-1	13	2	107	13.4	
CHRIS GARNER																	HT: 5'10" WT: 156 MEMPHIS BORN: FEBRUARY 2, 1975				
00-01	8	149	7	37	.189	0	7	.000	5	6	.833	2	10	12	18	18-0	7	1	19	2.4	
DEAN GARRETT																	HT: 6'11" WT: 250 INDIANA BORN: NOVEMBER 27, 1966				
01-02	5	31	4	15	.267	0	0	---	0	0	---	3	7	10	1	6-0	2	1	8	1.6	
CHRIS GATLING																	HT: 6'10" WT: 230 OLD DOMINION BORN: SEPTEMBER 3, 1967				
91-92	54	612	117	206	.568	0	4	.000	72	109	.661	75	107	182	16	101-0	31	36	306	5.7	
92-93	70	1248	249	462	.539	0	6	.000	150	207	.725	129	191	320	40	197-2	44	53	648	9.3	
93-94	82	1296	271	461	.588	0	1	.000	129	208	.620	143	254	397	41	223-5	40	63	671	8.2	
94-95	58	1470	324	512	.633	0	1	.000	148	250	.592	144	299	443	51	184-4	39	52	796	13.7	
95-96	47	862	171	308	.555	0	1	.000	84	132	.636	78	164	242	26	135-0	19	29	426	9.1	
TOTALS	311	5488	1132	1949	.581	0	13	.000	583	906	.643	569	1015	1584	174	840-11	173	233	2847	9.2	
PLAYOFF RECORD																					
91-92	4	81	18	29	.621	0	0	—	14	22	.636	9	16	25	0	14-0	2	10	50	12.5	
93-94	3	54	8	13	.615	0	0	—	10	13	.769	7	10	17	4	10-0	2	1	26	8.7	
TOTALS	7	135	26	42	.619	0	0	—	24	35	.686	16	26	42	4	24-0	4	11	76	10.9	
DEVEAN GEORGE																	HT: 6'8" WT: 235 AUGSBURG COLLEGE BORN: AUGUST 29, 1977				
09-10	45	761	89	206	.432	48	123	.390	16	23	.696	21	93	114	32	89-1	41	10	242	5.4	
JACK GEORGE																	HT: 6'3" WT: 190 LA SALLE BORN: NOVEMBER 13, 1928				
53-54	71	2648	259	736	.352	—	—	—	157	266	.590	—	—	—	386	312	210-4	—	—	675	9.5
54-55	68	2480	291	756	.385	—	—	—	192	291	.660	—	—	—	302	359	191-2	—	—	774	11.4
55-56	72	2840	352	940	.374	—	—	—	296	391	.757	—	—	—	313	457	202-1	—	—	1000	13.9
56-57	67	2229	253	750	.337	—	—	—	200	293	.683	—	—	—	318	307	165-3	—	—	706	10.5
57-58	72	1910	232	627	.376	—	—	—	178	242	.736	—	—	—	288	234	140-1	—	—	642	8.9
58-59	71	1881	233	674	.346	—	—	—	153	203	.754	—	—	—	293	221	149-0	—	—	619	8.7
TOTALS	421	13,988	1620	4483	.361	—	—	—	1176	1686	.699	—	—	—	1900	1890	1057-11	—	—	4416	10.5
PLAYOFF RECORD																					
55-56	10	405	46	118	.390	—	—	—	44	59	.746	—	—	—	47	52	37-2	—	—	136	13.6
56-57	2	63	7	15	.467	—	—	—	4	6	.667	—	—	—	7	6	5-0	—	—	18	9.0
57-58	8	277	30	81	.370	—	—	—	16	20	.800	—	—	—	38	31	14-0	—	—	76	9.5
TOTALS	20	745	83	214	.388	—	—	—	64	85	.753	—	—	—	92	89	56-2	—	—	230	11.5
ALL-STAR RECORD																					
1956	—	21	2	7	.286	—	—	—	2	2	1.000	—	—	—	3	2	1-0	—	—	6	—
1957	—	21	3	6	.500	—	—	—	2	2	1.000	—	—	—	1	5	1-0	—	—	8	—
TOTALS	2	42	5	13	.385	—	—	—	4	4	1.000	—	—	—	4	7	1-0	—	—	14	7.0
MICKELL GLADNESS																	HT: 6'11" WT: 220 ALABAMA A&M BORN: JULY 26, 1986				
11-12	18	224	24	56	.429	0	0	—	6	12	.500	13	34	47	3	24-0	3	19	54	3.0	

WARRIORS ALL-TIME ROSTER

YEAR	G	MIN	FGM	FGA	PCT	3FG	3FGA	PCT	FTM	FTA	PCT	OFF	DEF	TOT	AST	PF-DQ	STL	BLK	PTS	AVG
HT: 6'6" WT: 205 LA SALLE BORN: JANUARY 13, 1933																				
55-56	68	2346	244	592	.412	—	—	—	244	333	.733	—	—	616	404	272-11	—	—	732	10.8
57-58	59	2126	295	711	.415	—	—	—	223	299	.746	—	—	639	327	225-11	—	—	813	13.8
58-59	64	2333	310	773	.401	—	—	—	281	357	.787	—	—	710	269	243-7	—	—	901	14.1
59-60	75	2870	426	983	.433	—	—	—	270	340	.794	—	—	779	409	311-9	—	—	1122	15.0
60-61	74	2735	420	940	.447	—	—	—	210	281	.747	—	—	692	292	321-13	—	—	1050	14.2
61-62	60	2462	322	765	.421	—	—	—	176	230	.765	—	—	587	295	266-16	—	—	820	13.7
62-63	21	822	111	243	.457	—	—	—	50	66	.758	—	—	148	73	93-4	—	—	272	13.0
TOTALS	421	15,694	2128	5007	.425	—	—	—	1454	1906	.763	—	—	4171	2069	1931-71	—	—	5710	13.6
PLAYOFF RECORD																				
55-56	10	360	38	107	.355	—	—	—	47	60	.783	—	—	101	58	47-2	—	—	123	12.3
57-58	8	327	36	109	.330	—	—	—	38	51	.745	—	—	84	32	24-0	—	—	110	13.8
59-60	9	340	42	102	.412	—	—	—	29	36	.805	—	—	95	50	41-3	—	—	113	12.5
60-61	3	127	7	34	.206	—	—	—	15	20	.750	—	—	37	15	14-1	—	—	29	9.7
61-62	9	316	19	70	.271	—	—	—	19	25	.760	—	—	74	24	38-2	—	—	57	6.3
TOTALS	39	1470	142	422	.336	—	—	—	148	192	.771	—	—	391	179	164-8	—	—	432	11.1
ALL-STAR RECORD																				
1960	—	20	5	13	.385	—	—	—	2	3	.667	—	—	4	2	3-0	—	—	12	—
1961	—	25	6	13	.462	—	—	—	2	4	.500	—	—	5	3	2-0	—	—	14	—
1962	—	Selected (Did Not Play, Injured)																		
TOTALS	2	45	11	26	.423	—	—	—	4	7	.571	—	—	9	5	5-0	—	—	26	13.0
HT: 6'8" WT: 230 BORN: JANUARY 15, 1930																				
53-54	71	2759	354	1000	.354	—	—	—	236	350	.674	—	—	670	163	223-4	—	—	944	13.3
54-55	70	2515	373	1096	.340	—	—	—	208	303	.686	—	—	636	182	259-8	—	—	954	13.6
55-56	72	2375	397	1075	.369	—	—	—	240	340	.706	—	—	642	190	272-5	—	—	1034	14.4
56-57	72	2501	390	1118	.349	—	—	—	252	322	.783	—	—	614	140	244-5	—	—	1032	14.3
57-58	72	2077	341	1017	.335	—	—	—	227	303	.749	—	—	570	120	249-3	—	—	909	12.6
58-59	72	2482	394	1116	.353	—	—	—	210	360	.583	—	—	751	148	249-5	—	—	1058	14.7
59-60	73	1269	217	583	.372	—	—	—	131	174	.753	—	—	358	111	147-1	—	—	565	7.7
60-61	68	1011	169	507	.333	—	—	—	127	183	.694	—	—	262	74	148-2	—	—	465	6.8
TOTALS	570	16,989	2635	7512	.351	—	—	—	1631	2335	.699	—	—	4503	1128	1591-33	—	—	6961	12.2
JOSEPH GRABOSKI (CONTINUED...)																				
PLAYOFF RECORD																				
55-56	10	313	53	154	.344	—	—	—	26	35	.743	—	—	94	27	37-2	—	—	132	13.2
56-57	2	91	13	40	.325	—	—	—	9	11	.818	—	—	22	4	7-0	—	—	35	17.5
57-58	8	252	40	138	.290	—	—	—	18	23	.783	—	—	82	30	21-0	—	—	98	12.3
59-60	9	129	17	58	.293	—	—	—	7	9	.777	—	—	30	9	23-0	—	—	41	4.5
60-61	1	1	0	0	—	—	—	—	0	0	—	—	—	0	0	0-0	—	—	0	0.0
TOTALS	30	786	123	390	.315	—	—	—	60	78	.769	—	—	228	70	88-2	—	—	306	10.2
HT: 6'9" WT: 220 AUBURN-MONTGOMERY BORN: MAY 5, 1965																				
88-89	7	22	3	10	.300	0	0	—	2	4	.500	8	3	11	0	6-0	0	0	8	1.1
PLAYOFF RECORD																				
88-89	2	8	1	2	.500	0	0	—	1	2	.500	0	1	1	0	0-0	0	0	3	1.5
HT: 6'10" WT: 225 UTAH BORN: AUGUST 7, 1967																				
93-94	53	382	59	146	.404	17	61	.279	22	29	.759	27	62	89	24	62-0	18	8	157	3.0
PLAYOFF RECORD																				
93-94	1	1	0	0	—	0	0	—	0	0	—	0	0	0	0	0-0	0	0	0	0.0
HT: 6'5" WT: 210 IOWA STATE BORN: DECEMBER 17, 1965																				
92-93	48	1025	165	353	.467	2	14	.143	91	136	.669	71	86	157	70	120-1	31	8	423	8.8
93-94	67	1096	191	363	.526	2	12	.167	71	118	.602	76	115	191	62	103-3	33	13	455	6.8
97-98	4	23	4	7	.571	2	3	.667	0	0	—	0	4	4	1	7-0	2	0	10	2.5
TOTALS	119	2144	360	723	.498	6	29	.207	162	254	.638	147	205	352	133	230-1	66	21	888	7.5
PLAYOFF RECORD																				
93-94	3	46	11	20	.550	0	0	—	2	3	.667	1	5	6	1	7-0	1	1	24	8.0
HT: 6'6" WT: 235 MICHIGAN STATE BORN: MARCH 4, 1990																				
12-13	79	1061	84	257	.327	14	67	.209	45	55	.818	58	202	260	53	159-2	42	25	227	2.9
13-14	82	1797	187	459	.407	55	165	.333	82	123	.667	86	323	409	152	231-3	102	72	511	6.2
14-15	79	2490	339	765	.443	111	329	.337	132	200	.660	114	533	647	291	253-1	123	99	921	11.7
15-16	81	2808	401	819	.490	100	258	.388	229	329	.696	134	635	769	598	240-2	119	113	1131	14.0
16-17	76	2471	272	650	.418	81	263	.308	151	213	.709	98	501	599	533	217-2	154	106	776	10.2
17-18	70	2287	281	619	.454	77	256	.301	134	173	.775	75	460	535	508	185-0	95	91	773	11.0
18-19	66	2065	188	422	.445	47	165	.285	63	91	.692	60	421	481	454	197-2	95	70	486	7.4
19-20	43	1222	123	316	.389	36	129	.279	63	83	.759	23	243	266	266	110-0	59	33	345	8.0
20-21	63	1982	170	380	.447	34	126	.270	70	88	.795	55	393	448	528	194-2	105	52	444	7.0
21-22	46	1329	135	257	.525	16	54	.296	60	91	.659	45	291	336	320	136-1	61	50	346	7.5
TOTALS	685	19511	2180	4944	.441	571	1812	.315	1029	1446	.712	748	4002	4750	3733	1922-15	955	711	5960	8.7

WARRIORS ALL-TIME ROSTER



YEAR	G	MIN	FGM	FGA	PCT	3FG	3FGA	PCT	FTM	FTA	PCT	OFF	DEF	TOT	AST	PF-DQ	STL	BLK	PTS	AVG
DRAYMOND GREEN (CONTINUED...)																				
PLAYOFF RECORD																				
12-13	12	223	24	56	.429	9	23	.391	13	17	.765	14	37	51	19	35-2	6	10	70	5.8
13-14	7	228	28	60	.467	8	29	.276	19	24	.792	18	40	58	20	33-2	12	12	83	11.9
14-15	21	784	100	240	.417	24	91	.264	64	87	.736	46	166	212	109	89-2	38	25	288	13.7
15-16	23	879	119	276	.431	38	104	.365	79	107	.738	38	190	228	138	81-0	37	41	355	15.4
16-17	17	593	72	161	.447	32	78	.410	46	67	.687	20	135	155	110	60-0	31	28	222	13.1
17-18	21	818	83	192	.432	21	79	.266	39	49	.796	42	180	222	171	75-0	41	31	226	10.8
18-19	22	851	114	229	.498	13	57	.228	51	71	.718	41	182	223	187	85-1	32	33	292	13.3
21-22	22	703	69	144	.479	8	39	.205	30	47	.638	26	133	159	138	87-5	25	22	176	8.0
TOTALS	145	5078	609	1358	.448	153	500	.306	341	469	.727	245	1063	1308	892	545-12	222	202	1712	11.8
ALL-STAR RECORD																				
2016	—	12	2	6	.333	0	1	.000	0	0	—	1	4	5	0	1-0	2	0	4	—
2017	—	17	1	2	.500	0	0	—	0	0	—	0	7	7	6	1-0	3	0	2	—
2018	—	18	0	0	---	0	0	---	3	4	.750	3	2	5	2	0-0	1	2	3	3.0
2022	—	NAMED AS A RESERVE BUT DID NOT PLAY DUE TO INJURY																		
TOTALS	3	47	3	8	.375	0	1	.000	3	4	.750	4	13	17	8	2-0	6	2	9	3.0
RICKEY GREEN																				
77-78	76	1098	143	375	.381	—	—	—	54	90	.600	—	67	116	149	95-0	58	1	340	4.5
															HT: 6'1" WT: 170	MICHIGAN	BORN: AUGUST 18, 1954			
NORM GREKIN																				
53-54	1	1	0	0	.000	—	—	—	0	0	.000	—	—	0	0	—	1-0	—	—	0 0.0
															HT: 6'5" WT: 180	LA SALLE	BORN: JUNE 22, 1930			
TOM GUGLIOTTA																				
94-95	40	1324	176	397	.443	28	90	.311	55	97	.567	100	197	297	122	98-2	50	23	435	10.9
															HT: 6'10" WT: 240	NORTH CAROLINA STATE	BORN: DECEMBER 19, 1969			
DAVE GUNTHER																				
62-63	1	5	1	2	.500	—	—	—	0	0	.000	—	—	3	3	1-0	—	—	2	2.0
															HT: 6'7" WT: 220	IOWA	BORN: JULY 22, 1937			
AL GUOKAS																				
49-50	16	—	7	28	.250	—	—	—	3	3	1.000	—	—	10	27	—	—	—	17	1.1
PLAYOFF RECORD																				
49-50	2	—	2	4	.500	—	—	—	2	6	.333	—	—	5	3	—	—	—	6	3.0
MATT GUOKAS, SR.																				
46-47	47	—	28	104	.269	—	—	—	26	47	.553	—	—	9	70-	—	—	—	82	1.7
PLAYOFF RECORD																				
46-47	8	—	1	9	.111	—	—	—	2	5	.400	—	—	0	11-	—	—	—	4	0.5
A.J. GUYTON																				
02-03	2	9	0	4	.000	0	1	.000	0	0	—	0	0	0	2	0-0	1	0	0	0.0
															HT: 6'1" WT: 180	INDIANA	BORN: FEBRUARY 13, 1978			
CHARLES HALBERT																				
47-48	46	—	156	605	.258	—	—	—	140	220	.636	—	—	32	136	126-	—	—	452	9.8
PLAYOFF RECORD																				
47-48	13	—	49	185	.265	—	—	—	51	84	.607	—	—	4	45-	—	—	—	149	11.5
GEERT HAMMINK																				
95-96	3	10	1	2	.500	0	0	—	2	3	.667	0	1	1	0	1-0	0	0	4	1.3
															HT: 7'0" WT: 262	LOUISIANA STATE	BORN: JULY 12, 1969			
TIM HARDAWAY																				
89-90	79	2663	464	985	.471	23	84	.274	211	276	.764	57	253	310	689	232-6	165	12	1162	14.7
90-91	82	3215	739	1551	.476	97	252	.385	306	381	.803	87	245	332	793	228-7	214	12	1881	22.9
91-92	81	3332	734	1592	.461	127	376	.338	298	389	.766	81	229	310	807	208-1	164	13	1893	23.4
92-93	66	2609	522	1168	.447	102	309	.330	273	367	.744	60	203	263	699	152-0	116	12	1419	21.5
93-94	Missed entire season due to injury																			
94-95	62	2321	430	1007	.427	168	444	.378	219	288	.760	46	144	190	578	155-1	88	12	1247	20.1
95-96	52	1487	255	606	.421	85	232	.366	140	182	.769	22	109	131	360	131-3	74	11	735	14.1
TOTALS	422	15,627	3144	6909	.455	602	1697	.355	1447	1883	.768	353	1183	1536	3926	1106-18	821	72	8337	19.8
PLAYOFF RECORD																				
90-91	9	396	90	185	.486	17	48	.354	30	38	.789	5	28	33	101	22-0	28	7	227	25.2
91-92	4	176	32	80	.400	10	29	.345	24	37	.649	6	9	15	29	14-0	13	0	98	24.5
TOTALS	13	572	122	265	.460	27	77	.351	54	75	.720	11	37	48	130	36-0	41	7	325	25.0
ALL-STAR RECORD																				
1991	—	12	2	7	.286	1	2	.500	0	0	—	2	1	3	4	1-0	2	0	5	—
1992	—	20	5	10	.500	2	5	.400	2	2	1.000	0	0	7	2-0	1	0	14	—	
1993	—	21	3	9	.333	1	3	.333	9	12	.750	1	5	6	4	1-0	1	0	16	—
TOTALS	3	53	10	26	.385	4	10	.400	11	18	.786	3	6	9	15	4-0	4	0	35	11.7

WARRIORS ALL-TIME ROSTER

YEAR	G	MIN	FGM	FGA	PCT	3FG	3FGA	PCT	FTM	FTA	PCT	OFF	DEF	TOT	AST	PF-DQ	STL	BLK	PTS	AVG		
AL HARRINGTON																						
											HT: 6'9"		WT: 250		ST. PATRICK'S HS (ELIZABETH, NJ)				BORN: FEBRUARY 17, 1980			
06-07	42	1355	272	596	.456	73	175	.417	96	141	.681	80	190	270	98	153-2	40	14	713	17.0		
07-08	81	2190	401	923	.434	153	408	.375	147	190	.774	107	332	439	132	266-2	74	16	1102	13.6		
08-09	5	166	23	70	.329	11	28	.393	5	10	.500	10	18	28	10	14-0	7	0	62	12.4		
TOTALS	128	3711	696	1589	.438	237	611	.388	248	341	.727	197	540	737	240	433-4	121	30	1877	14.7		
PLAYOFF RECORD																						
06-07	11	262	39	98	.398	15	38	.395	19	30	.633	17	34	51	6	40-1	5	10	112	10.2		
STEVE HARRIS																						
											HT: 6'5"		WT: 195		TULSA				BORN: OCTOBER 15, 1963			
87-88	44	885	189	401	.471	0	6	.000	74	97	.763	41	64	105	70	74-0	42	6	452	10.3		
JOSEPH HASSETT																						
											HT: 6'5"		WT: 185		PROVIDENCE				BORN: SEPTEMBER 11, 1955			
80-81	24	434	84	198	.424	43	116	.371	7	8	.875	13	30	43	56	44-0	8	2	218	9.1		
81-82	68	787	144	382	.377	71	214	.332	31	37	.838	13	40	53	104	94-1	30	3	390	5.7		
82-83	6	139	19	44	.432	1	9	.111	0	0	—	3	8	11	21	14-0	2	0	39	6.5		
TOTALS	98	1360	247	624	.396	115	339	.339	38	45	.844	29	78	107	181	152-1	40	5	647	6.6		
VERN HATTON																						
											HT: 6'3"		WT: 195		KENTUCKY				BORN: JANUARY 13, 1936			
58-59	64	1109	149	418	.356	—	—	—	77	105	.733	—	—	178	70	111-0	—	—	375	5.9		
59-60	67	1049	127	356	.357	—	—	—	53	87	.609	—	—	152	82	61-0	—	—	307	4.6		
60-61	54	610	97	304	.319	—	—	—	46	56	.821	—	—	92	59	59-0	—	—	240	4.4		
TOTALS	185	2785	366	1078	.340	—	—	—	176	248	.710	—	—	422	211	231-0	—	—	922	5.0		
PLAYOFF RECORD																						
59-60	6	17	4	13	.308	—	—	—	1	3	.333	—	—	3	1	3-0	—	—	9	1.5		
ROBERT "BUBBLES" HAWKINS																						
											HT: 6'4"		WT: 190		ILLINOIS STATE				BORN: JUNE 30, 1954			
75-76	32	153	53	104	.510	—	—	—	20	31	.645	16	14	30	16	31-0	10	8	126	3.9		
PLAYOFF RECORD																						
75-76	5	12	4	5	.800	—	—	—	2	2	1.000	0	0	0	2	6-0	1	—	10	2.0		
CEDRIC HENDERSON																						
											HT: 6'7"		WT: 225		MEMPHIS				BORN: MARCH 11, 1975			
01-02	12	70	15	31	.484	2	4	.500	4	7	.571	1	2	3	4	4-0	6	2	36	3.0		
KEVIN HENDERSON																						
											HT: 6'4"		WT: 195		CAL-STATE FULLERTON				BORN: MARCH 22, 1964			
86-87	5	45	3	8	.375	0	0	—	2	2	1.000	1	2	3	11	9-0	1	0	8	1.6		
87-88	12	170	19	48	.396	0	1	.000	10	14	.714	6	11	17	21	24-0	8	0	48	4.0		
TOTALS	17	215	22	56	.393	0	1	.000	12	16	.750	7	13	20	32	33-0	9	0	56	3.3		
LAWRENCE HENNESSY																						
											HT: 6'3"		WT: 220		VILLANOVA				BORN: MAY 20, 1929			
55-56	53	444	85	247	.344	—	—	—	26	32	.813	—	—	49	46	37-0	—	—	196	3.7		
PLAYOFF RECORD																						
55-56	3	11	0	9	.000	—	—	—	0	0	—	—	—	1	2	1-0	—	—	0	0.0		
FRED HETZEL																						
											HT: 6'8"		WT: 230		DAVIDSON				BORN: JULY 21, 1942			
65-66	56	722	160	401	.399	—	—	—	63	97	.685	—	—	290	27	121-2	—	—	383	6.8		
66-67	77	2123	373	932	.400	—	—	—	192	237	.810	—	—	639	111	228-3	—	—	938	12.2		
67-68	77	2394	533	1287	.414	—	—	—	395	474	.833	—	—	546	131	262-7	—	—	1461	19.0		
TOTALS	210	5239	1066	2620	.407	—	—	—	650	808	.804	—	—	1475	269	611-12	—	—	2782	13.2		
PLAYOFF RECORD																						
66-67	13	308	51	133	.383	—	—	—	22	28	.786	—	—	93	23	36-1	—	—	124	9.5		
67-68	10	321	69	150	.460	—	—	—	50	61	.820	—	—	66	16	44-2	—	—	188	18.8		
TOTALS	23	629	120	283	.424	—	—	—	72	89	.809	—	—	159	39	80-3	—	—	312	13.6		
ROD HIGGINS																						
											HT: 6'7"		WT: 205		FRESNO STATE				BORN: JANUARY 31, 1960			
86-87	73	1497	214	412	.519	3	17	.176	200	240	.833	72	165	237	96	145-0	40	21	631	8.6		
87-88	68	2188	381	725	.526	19	39	.487	273	322	.848	94	199	293	188	188-2	70	31	1054	15.5		
88-89	81	1887	301	633	.476	66	168	.393	188	229	.821	111	265	376	160	172-2	39	42	856	10.6		
89-90	82	1993	304	632	.481	67	193	.347	234	285	.821	120	302	422	129	184-0	47	53	909	11.1		
90-91	82	2024	259	559	.463	73	220	.332	185	226	.819	109	245	354	113	198-2	52	37	776	9.5		
91-92	25	535	87	211	.412	33	95	.347	48	59	.814	30	55	85	22	75-2	15	13	255	10.2		
94-95	5	46	3	12	.250	1	6	.167	3	4	.750	4	3	7	3	7-0	1	1	10	2.0		
TOTALS	416	10170	1549	3184	.486	262	738	.355	1131	1365	.829	540	1234	1774	711	969-8	264	198	4491	10.8		
PLAYOFF RECORD																						
86-87	10	177	18	46	.391	1	1	1.000	6	9	.667	5	16	21	12	20-0	11	6	43	4.3		
88-89	8	267	40	82	.488	10	35	.286	29	34	.853	23	36	59	20	19-0	13	7	119	14.9		
90-91	9	214	26	61	.426	8	26	.308	23	28	.821	9	20	29	18	28-0	2	8	83	9.2		
91-92	2	17	2	5	.400	0	2	.000	2	2	1.000	0	0	1	1	1-0	1	0	6	3.0		
TOTALS	29	675	86	194	.433	19	64	.297	60	73	.822	37	72	109	51	68-0	27	21	251	8.7		
SEAN HIGGINS																						
											HT: 6'8"		WT: 210		MICHIGAN				BORN: DECEMBER 30, 1968			
92-93	29	591	96	215	.447	13	37	.351	35	47	.745	23	45	68	66	54-0	13	5	240	8.3		

WARRIORS ALL-TIME ROSTER



YEAR	G	MIN	FGM	FGA	PCT	3FG	3FGA	PCT	FTM	FTA	PCT	OFF	DEF	TOT	AST	PF-DQ	STL	BLK	PTS	AVG			
													HT: 6'8" WT:192		KANSAS		BORN: JANUARY 14, 1940						
62-63	66	1387	192	548	.350	—	—	—	105	157	.669	—	—	354	51	181-5	—	—	489	7.4			
63-64	79	2536	393	1032	.381	—	—	—	260	329	.790	—	—	566	133	269-7	—	—	1046	13.2			
64-65	48	1037	136	396	.343	—	—	—	133	173	.769	—	—	247	38	143-1	—	—	405	8.4			
TOTALS	193	4960	721	1976	.365	—	—	—	498	659	.756	—	—	1167	222	593-13	—	—	1940	10.1			
PLAYOFF RECORD																							
63-64	12	286	29	112	.259	—	—	—	23	33	.697	—	—	50	18	42-1	—	—	81	6.8			
													HT: 6'4" WT: 185		OKLAHOMA CITY		BORN: OCTOBER 7, 1941						
63-64	67	1015	146	384	.380	—	—	—	51	77	.662	—	—	114	103	165-2	—	—	343	5.1			
64-65	9	88	10	35	.286	—	—	—	7	14	.500	—	—	15	6	10-0	—	—	27	3.0			
TOTALS	76	1103	156	419	.372	—	—	—	58	91	.637	—	—	129	109	175-2	—	—	370	4.9			
PLAYOFF RECORD																							
63-64	9	69	12	24	.500	—	—	—	4	13	.308	—	—	6	8	13-0	—	—	28	3.1			
													HT: 6'9" WT: 243		XAVIER		BORN: MARCH 17, 1968						
90-91	74	1192	147	299	.492	0	0	—	96	152	.632	157	226	383	19	264-8	33	30	390	5.3			
91-92	82	1886	254	487	.522	0	1	.000	163	235	.694	182	411	593	47	315-7	73	43	671	8.2			
92-93	74	2070	251	494	.508	0	4	.000	138	221	.624	255	499	754	68	320-8	41	40	640	8.6			
TOTALS	230	5148	652	1280	.509	0	5	.000	397	608	.653	594	1136	1730	134	899-23	147	113	1701	7.4			
PLAYOFF RECORD																							
90-91	9	80	9	14	.643	0	1	.000	4	6	.667	7	16	23	2	25-2	3	4	22	2.4			
91-92	4	47	3	7	.429	0	0	—	0	2	.000	3	5	8	1	12-0	2	0	6	1.5			
TOTALS	13	127	12	21	.571	0	1	.000	4	8	.500	10	21	31	3	37-2	5	4	28	2.2			
													HT: 6'7" WT: 230		LONG ISLAND		BORN: JUNE 12, 1916						
46-47	60	—	120	412	.291	—	—	—	120	166	.723	—	—	41	139-	—	—	—	360	6.0			
47-48	11	—	14	71	.197	—	—	—	30	37	.811	—	—	3	30-	—	—	—	58	1.8			
TOTALS	71	—	134	483	.277	—	—	—	150	203	.739	—	—	44	169-	—	—	—	418	5.9			
PLAYOFF RECORD																							
46-47	10	—	24	91	.264	—	—	—	39	46	.848	—	—	8	41-	—	—	—	87	8.7			
													HT: 6'9" WT: 215		SAN JOSE STATE		BORN: AUGUST 28, 1949						
79-80	49	708	82	179	.458	0	0	—	34	68	.500	59	121	180	47	128-2	21	24	198	4.0			
													HT: 6'9" WT: 215		KANSAS STATE		BORN: JULY 16, 1929						
56-57	68	1133	111	296	.375	—	—	—	63	88	.716	—	—	253	40	103-0	—	—	285	4.2			
PLAYOFF RECORD																							
56-57	2	3	0	1	.000	—	—	—	2	2	1.000	—	—	2	0	0-0	—	—	2	1.0			
													HT: 6'2" WT: 205		PURDUE		BORN: MAY 5, 1925						
54-55	38	670	65	216	.301	—	—	—	64	93	.688	—	—	124	94	93-0	—	—	194	5.1			
													HT: 6'6" WT: 185		WASHINGTON		BORN: APRIL 5, 1989						
14-15	59	657	91	235	.387	35	109	.321	37	45	.822	12	61	73	48	54-0	40	12	254	4.3			
PLAYOFF RECORD																							
14-15	5	11	1	2	.500	1	1	1.000	0	0	---	0	1	1	1	1-0	0	0	3	0.6			
													HT: 6'11" WT: 235		NEBRASKA		BORN: MARCH 13, 1964						
87-88	36	607	80	172	.465	0	1	.000	51	59	.864	54	113	167	30	84-1	13	6	211	5.9			
													HT: 6'5" WT: 250		OKLAHOMA STATE		BORN: NOVEMBER 22, 1969						
92-93	79	1274	145	325	.446	2	7	.286	129	194	.665	119	196	315	69	253-12	44	43	421	5.3			
93-94	71	866	81	177	.458	1	7	.143	33	54	.611	67	127	194	32	181-4	33	31	196	2.8			
TOTALS	150	2140	226	502	.450	3	14	.214	162	248	.653	186	323	509	101	434-16	77	74	617	4.1			
PLAYOFF RECORD																							
93-94	3	46	6	8	.750	0	0	—	3	5	.600	2	3	5	3	9-0	1	2	15	5.0			
													HT: 6'1" WT: 175		SOUTHERN ILLINOIS		BORN: MARCH 13, 1976						
07-08	9	93	9	31	.290	4	12	.333	6	6	1.000	0	7	7	9	4-0	3	0	28	3.1			
													HT: 6'5" WT: 184		ST. LOUIS		BORN: JANUARY 23, 1979						
99-00	32	1306	267	686	.389	18	74	.243	173	235	.736	61	129	190	130	97-2	61	16	725	22.7			
00-01	50	1846	308	805	.383	14	75	.187	193	252	.766	76	200	276	223	147-2	96	29	823	16.5			
01-02	73	2049	343	810	.423	18	93	.194	191	259	.737	83	162	245	316	150-0	113	23	895	12.3			
TOTALS	155	5201	918	2301	.425	50	242	.207	557	746	.747	220	491	711	669	394-4	270	68	2443	15.8			
													HT: 6'11" WT: 240		MICHIGAN		BORN: JUNE 9, 1984						
09-10	60	783	109	217	.502	0	4	.000	52	69	.754	56	111	167	37	132-3	13	35	270	4.5			
													HT: 6'2" WT: 175		TEXAS TECH		BORN: NOVEMBER 8, 1957						
85-86	82	1208	140	273	.513	2	6	.333	63	92	.685	10	55	65	342	67-0	38	4	345	4.2			

WARRIORS ALL-TIME ROSTER

YEAR	G	MIN	FGM	FGA	PCT	3FG	3FGA	PCT	FTM	FTA	PCT	OFF	DEF	TOT	AST	PF-DQ	STL	BLK	PTS	AVG
ANDRE IGUODALA																HT: 6'6" WT: 215 ARIZONA BORN: JANUARY 28, 1984				
13-14	63	2040	220	458	.480	62	175	.354	86	132	.652	53	240	293	263	103-0	95	18	588	9.3
14-15	77	2069	231	496	.466	74	212	.349	68	114	.596	44	213	257	228	100-0	89	25	604	7.8
15-16	65	1732	176	368	.478	54	154	.351	51	83	.614	52	211	263	219	102-0	73	19	457	7.0
16-17	76	1998	219	415	.528	64	177	.362	72	102	.706	51	253	304	261	97-0	76	39	574	7.6
17-18	64	1623	148	320	.463	33	117	.282	55	87	.632	50	196	246	210	99-0	54	38	384	6.0
18-19	68	1578	151	302	.500	48	144	.333	39	67	.582	48	204	252	216	95-0	61	51	389	5.7
21-22	31	603	46	121	.380	17	74	.230	15	20	.750	21	79	100	114	34-0	27	22	124	4.0
TOTALS	444	11641	1191	2480	.480	352	1053	.334	386	605	.638	319	1396	1715	1511	630-0	475	212	3120	7.0
PLAYOFF RECORD																				
13-14	7	248	32	62	.516	8	15	.533	20	33	.606	5	28	33	31	19-1	9	2	92	13.1
14-15	21	635	81	171	.474	29	82	.354	27	65	.415	16	78	94	75	42-0	25	7	218	10.4
15-16	24	767	78	164	.476	25	65	.385	32	57	.561	35	70	105	90	37-0	29	10	213	8.9
16-17	16	419	46	101	.455	8	42	.190	15	26	.577	9	56	65	51	29-0	14	7	115	7.2
17-18	15	401	42	85	.494	14	37	.378	24	34	.706	11	57	68	41	29-0	21	7	122	8.1
18-19	21	629	82	166	.494	28	80	.350	14	37	.378	27	64	91	83	43-0	24	23	206	9.8
21-22	7	61	4	9	.444	1	3	.333	2	3	.667	3	4	7	12	11-0	0	2	11	1.6
TOTALS	111	3162	365	758	.482	113	324	.349	134	255	.525	106	357	463	383	210-1	122	58	977	8.8
JARRETT JACK																HT: 6'3" WT: 197 GEORGIA TECH BORN: NOVEMBER 28, 1983				
12-13	79	2349	387	857	.452	82	203	.404	167	198	.843	21	222	243	438	134-0	60	11	1023	12.9
PLAYOFF RECORD																				
12-13	12	426	78	154	.506	7	24	.292	43	48	.896	7	46	53	56	26-0	11	4	206	17.2
JAREN JACKSON																HT: 6'4" WT: 190 GEORGETOWN BORN: OCTOBER 27, 1967				
91-92	5	54	11	23	.478	0	0	---	4	6	.667	5	5	10	3	7-1	2	0	26	5.2
JIM JACKSON																HT: 6'6" WT: 220 OHIO STATE BORN: OCTOBER 14, 1970				
97-98	31	1258	230	572	.402	22	79	.278	103	128	.805	61	112	173	158	74-0	38	2	585	18.9
MARC JACKSON																HT: 6'10" WT: 270 TEMPLE BORN: JANUARY 16, 1975				
00-01	48	1410	237	508	.467	5	23	.217	154	192	.802	119	242	361	59	138-1	34	27	633	13.2
01-02	17	169	22	65	.338	0	0	---	40	48	.833	17	26	43	7	25-0	5	3	84	4.9
TOTALS	65	1579	259	573	.452	5	23	.217	194	240	.808	136	268	404	66	163-1	39	30	717	11.0
STEPHEN JACKSON																HT: 6'8" WT: 215 OAK HILL ACADEMY (MOUTH OF WILSON, VA) BORN: APRIL 5, 1978				
06-07	38	1293	229	514	.446	59	173	.341	123	153	.804	44	83	127	173	113-2	51	14	640	16.8
07-08	73	2855	488	1204	.405	182	501	.363	308	370	.832	67	251	318	300	171-1	92	29	1466	20.1
08-09	59	2339	413	997	.414	103	305	.338	294	356	.826	70	233	303	381	153-2	88	31	1223	20.7
09-10	9	300	56	133	.421	11	40	.275	26	37	.703	6	29	35	42	16-0	14	6	149	16.6
TOTALS	179	6787	1186	2848	.416	355	1019	.348	751	916	.820	187	596	783	896	453-5	245	80	3478	19.4
PLAYOFF RECORD																				
06-07	11	454	61	161	.379	26	72	.361	71	87	.816	6	34	40	40	39-0	22	8	219	19.9
SAM JACOBSON																HT: 6'4" WT: 219 MINNESOTA BORN: JULY 22, 1975				
99-00	49	663	103	203	.507	9	24	.375	30	39	.769	25	45	70	30	112-3	29	3	245	5.0
ANTAWN JAMISON																HT: 6'9" WT: 223 NORTH CAROLINA BORN: JUNE 12, 1979				
98-99	47	1058	178	394	.452	3	10	.300	90	153	.588	131	170	301	34	102-1	38	16	449	9.6
99-00	43	1556	356	756	.471	2	7	.286	127	208	.611	172	187	359	90	115-0	30	15	841	19.6
00-01	82	3394	800	1812	.442	62	205	.302	382	534	.715	280	435	715	164	225-2	114	28	2044	24.9
01-02	82	3033	614	1375	.447	668	210	.324	323	440	.734	211	345	556	161	187-0	70	45	1619	19.7
02-03	82	3226	691	1471	.470	65	209	.311	375	475	.789	195	383	578	156	197-1	76	45	1822	22.2
TOTALS	336	12267	2639	5808	.454	200	641	.312	1297	1810	.717	989	1520	2509	605	826-4	328	149	6775	20.2
SARUNAS JASIKEVICIUS																HT: 6'4" WT: 197 MARYLAND BORN: MARCH 5, 1976				
06-07	26	309	37	101	.366	12	44	.273	27	31	.871	5	16	21	61	22-0	13	1	113	4.3
PLAYOFF RECORD																				
06-07	4	6	0	1	.000	0	0	---	1	2	.500	0	0	0	2	1-0	0	0	1	0.3
RICHARD JEFFERSON																HT: 6'7" WT: 230 ARIZONA BORN: JUNE 21, 1980				
11-12	22	580	71	169	.420	33	79	.418	24	35	.686	8	68	76	33	38-0	12	7	199	9.0
12-13	56	568	62	136	.456	14	45	.311	38	53	.717	5	79	84	31	45-0	14	7	176	3.1
TOTALS	78	1148	133	305	.436	47	124	.379	62	88	.705	13	147	160	64	83-0	26	14	375	4.8
PLAYOFF RECORD																				
12-13	7	39	4	9	.444	2	3	.667	3	9	.333	2	5	7	1	5-0	1	1	13	1.9
CHARLES JENKINS																HT: 6'3" WT: 220 HOFSTRA BORN: FEBRUARY 28, 1989				
11-12	10	99	12	32	.375	2	3	.667	14	17	.824	8	9	17	9	12-0	0	1	40	4.0
12-13	47	291	35	83	.422	1	2	.500	10	18	.556	5	16	21	28	18-0	9	1	81	1.7
TOTALS	98	1184	165	374	.441	4	22	.182	44	57	.772	13	76	89	198	103-0	42	7	378	3.9

WARRIORS ALL-TIME ROSTER



YEAR	G	MIN	FGM	FGA	PCT	3FG	3FGA	PCT	FTM	FTA	PCT	OFF	DEF	TOT	AST	PF-DQ	STL	BLK	PTS	AVG
HT: 5'7" WT: 160 EAST TENNESSEE STATE BORN: NOVEMBER 2, 1968																				
92-93	8	136	25	42	.595	5	9	.556	14	18	.778	2	9	11	23	18-0	4	0	69	8.6
93-94	76	1097	138	342	.404	56	151	.371	100	120	.833	16	73	89	218	62-0	65	0	432	5.7
94-95	80	1722	190	425	.447	75	204	.368	134	153	.876	26	122	148	373	133-0	95	2	589	7.4
TOTALS	164	2955	353	809	.436	136	364	.374	248	291	.852	44	204	248	614	213-0	164	2	1090	6.6
PLAYOFF RECORD																				
93-94	3	39	4	13	.308	1	5	.200	6	7	.857	1	4	5	4	11-0	1	0	15	5.0
HT: 7'0" WT: 245 IOWA BORN: JUNE 24, 1967																				
90-91	21	105	11	36	.306	0	1	.000	6	9	.667	17	20	37	1	16-0	1	3	28	1.3
HT: 6'10" WT: 231 SWEDEN BORN: MARCH 2, 1987																				
18-19	73	1218	163	355	.459	69	188	.367	64	80	.800	72	216	288	96	137-0	27	18	459	6.3
PLAYOFF RECORD																				
18-19	16	121	12	42	.286	5	19	.263	5	6	.833	15	19	34	12	9-0	1	2	34	2.1
HT: 6'5" WT: 215 PORTLAND BORN: NOVEMBER 8, 1931																				
58-59	67	1158	174	466	.373	—	—	—	115	191	.602	—	—	212	90	176-4	—	—	463	6.9
59-60	75	1421	245	648	.378	—	—	—	125	208	.601	—	—	282	152	196-5	—	—	615	8.2
60-61	79	2000	299	834	.359	—	—	—	157	275	.571	—	—	345	205	249-3	—	—	755	9.6
TOTALS	221	4579	718	1948	.369	—	—	—	397	674	.589	—	—	839	447	621-12	—	—	1833	8.3
PLAYOFF RECORD																				
59-60	9	183	28	67	.418	—	—	—	24	47	.511	—	—	45	21	26-1	—	—	80	8.9
60-61	3	50	7	22	.318	—	—	—	6	9	.667	—	—	10	1	11-0	—	—	20	6.7
TOTALS	12	233	35	89	.393	—	—	—	30	56	.536	—	—	55	22	37-1	—	—	100	8.3
HT: 5'11" WT: 180 SOUTHERN BORN: MARCH 25, 1965																				
93-94	82	2332	356	724	.492	0	12	.000	178	253	.704	41	135	176	433	160-0	113	8	890	10.9
03-04	46	637	80	199	.402	0	3	.000	52	78	.667	3	30	33	111	34-0	26	3	212	4.6
TOTALS	128	2969	436	923	.472	0	15	.000	230	331	.695	44	165	209	544	194-0	139	11	1102	8.6
PLAYOFF RECORD																				
93-94	3	41	9	17	.529	0	0	—	0	1	.000	0	3	3	10	2-0	4	1	18	6.0
HT: 6'0" WT: 170 CALIFORNIA BORN: MARCH 31, 1949																				
72-73	70	887	171	400	.428	—	—	—	33	46	.717	—	—	132	118	105-0	—	—	375	5.4
73-74	59	1051	194	468	.415	—	—	—	38	55	.691	49	126	175	102	111-1	62	7	426	7.2
74-75	79	2171	394	957	.412	—	—	—	75	102	.735	134	177	311	233	204-2	138	8	863	10.9
75-76	81	1549	342	732	.467	—	—	—	60	79	.759	77	125	202	122	178-1	100	7	744	9.2
76-77	79	1196	255	583	.437	—	—	—	49	69	.710	50	91	141	91	134-1	77	7	559	7.1
77-78	32	492	96	235	.409	—	—	—	7	10	.700	23	39	62	48	53-0	31	4	199	6.2
TOTALS	400	7346	1452	3375	.430	—	—	—	262	361	.726	333	558	1023	714	785-5	408	33	3166	7.9
PLAYOFF RECORD																				
72-73	6	70	10	26	.385	—	—	—	3	6	.500	—	—	10	11	4-0	—	—	23	3.8
74-75	17	508	97	231	.420	—	—	—	18	24	.750	19	41	60	35	54-1	25	6	212	12.5
75-76	13	284	52	127	.409	—	—	—	16	19	.842	14	21	35	20	39-0	22	0	120	9.2
76-77	10	161	29	74	.392	—	—	—	7	8	.875	5	10	15	7	16-0	8	1	65	6.5
TOTALS	46	1023	188	458	.410	—	—	—	44	57	.772	38	72	120	73	113-1	55	7	420	9.1
HT: 6'11" WT: 205 DILLARD BORN: DECEMBER 18, 1948																				
72-73	56	349	41	100	.410	—	—	—	7	17	.412	—	—	138	8	40-0	—	—	89	1.6
73-74	66	1291	173	358	.483	—	—	—	59	107	.551	190	323	522	73	176-3	35	124	405	6.1
74-75	82	1439	152	319	.476	—	—	—	60	91	.659	217	357	574	67	206-1	32	136	364	4.4
75-76	82	1745	165	341	.484	—	—	—	70	104	.673	200	427	627	85	257-6	51	174	400	4.9
76-77	39	597	73	150	.487	—	—	—	25	31	.806	87	124	211	26	105-2	15	73	171	4.4
TOTALS	325	5421	604	1268	.476	—	—	—	221	350	.631	694	1231	2063	259	784-12	133	507	1369	4.2
PLAYOFF RECORD																				
72-73	9	45	6	15	.400	—	—	—	1	4	.250	—	—	14	3	7-0	—	—	13	1.4
74-75	17	321	36	63	.571	—	—	—	16	27	.593	54	72	126	15	50-1	9	40	88	5.2
75-76	13	261	31	54	.574	—	—	—	14	19	.737	38	49	87	17	46-0	14	23	76	5.8
TOTALS	39	627	73	132	.553	—	—	—	31	50	.620	92	121	227	35	103-1	23	63	177	4.5
HT: 6'6" WT: 195 WICHITA STATE BORN: SEPTEMBER 7, 1957																				
79-80	9	53	12	30	.400	0	0	—	3	5	.600	6	8	14	2	11-0	1	0	27	3.0
HT: 6'7" WT: 235 UCLA BORN: FEBRUARY 8, 1956																				
89-90	10	99	12	32	.375	2	3	.667	14	17	.824	8	9	17	9	12-0	0	1	40	4.0
HT: 6'10" WT: 240 OREGON STATE BORN: NOVEMBER 3, 1957																				
90-91	24	228	34	63	.540	0	0	—	22	37	.595	18	39	57	17	50-1	4	4	90	3.8

WARRIORS ALL-TIME ROSTER

ALL-TIME ROSTER

YEAR	G	MIN	FGM	FGA	PCT	3FG	3FGA	PCT	FTM	FTA	PCT	OFF	DEF	TOT	AST	PF-DQ	STL	BLK	PTS	AVG
WALLACE "MICKKEY" JOHNSON																				
82-83	30	899	162	359	.451	1	17	.059	141	170	.829	88	157	245	100	131-6	25	23	466	15.5
83-84	78	2122	359	852	.421	5	29	.172	339	432	.785	198	320	581	219	290-3	101	30	1062	13.6
84-85	66	1565	304	714	.426	7	30	.233	260	316	.823	149	247	396	149	221-5	70	35	875	13.3
TOTALS	174	4586	825	1925	.429	13	76	.171	740	918	.806	435	724	1159	468	642-14	196	88	2403	13.8

NEIL JOHNSON																					
												HT: 6'8"	WT: 215	OHIO STATE			BORN: FEBRUARY 4, 1929				
51-52	64	993	141	299	.472	—	—	—	100	151	.662	—	—	342	39	154-5	—	—	382	6.0	
52-53	70	3166	504	1114	.452	—	—	—	556	794	.700	—	—	976	197	248-6	—	—	1564	22.3	
53-54	72	3296	591	1317	.449	—	—	—	557	772	.747	—	—	797	203	259-7	—	—	1759	24.4	
54-55	72	2917	521	1184	.440	—	—	—	589	769	.766	—	—	1085	215	255-4	—	—	1631	22.7	
55-56	70	2594	499	1092	.457	—	—	—	549	685	.801	—	—	872	225	251-8	—	—	1547	22.1	
56-57	69	2531	520	1163	.447	—	—	—	535	648	.826	—	—	855	203	231-2	—	—	1575	22.8	
57-58	71	2408	473	1102	.429	—	—	—	442	540	.819	—	—	790	166	233-4	—	—	1388	19.5	
58-59	28	393	54	164	.329	—	—	—	69	88	.784	—	—	139	21	50-0	—	—	177	5.0	
TOTALS	516	18,298	3303	7435	.444	—	—	—	3417	4447	.768	—	—	5856	1269	1681-36	—	—	10,023	19.4	

PLAYOFF RECORD																				
51-52	3	32	5	10	.500	—	—	—	6	8	.750	—	—	10	1	8-0	—	—	16	5.3
55-56	10	397	69	169	.408	—	—	—	65	92	.707	—	—	143	51	41-0	—	—	203	20.3
56-57	2	84	17	53	.321	—	—	—	4	6	.667	—	—	35	9	9-0	—	—	38	19.0
57-58	8	189	30	78	.385	—	—	—	27	33	.818	—	—	69	14	18-0	—	—	87	10.9
TOTALS	23	702	121	310	.390	—	—	—	102	139	.734	—	—	257	75	76-0	—	—	344	15.0

ALL-STAR RECORD																				
1953	—	27	5	13	.385	—	—	—	1	2	.500	—	—	12	0	2-0	—	—	11	—
1954	—	20	2	9	.222	—	—	—	2	4	.500	—	—	7	2	1-0	—	—	6	—
1955	—	15	1	7	.143	—	—	—	1	1	1.000	—	—	6	1	0-0	—	—	3	—
1956	—	25	5	9	.556	—	—	—	7	11	.636	—	—	10	1	3-0	—	—	17	—
1957	—	23	8	12	.667	—	—	—	3	3	1.000	—	—	9	1	2-0	—	—	19	—
1958	—	22	6	13	.462	—	—	—	2	2	1.000	—	—	8	1	5-0	—	—	14	—
TOTALS	6	132	27	63	.429	—	—	—	16	23	.696	—	—	52	6	13-0	—	—	70	11.7

DAMIAN JONES																					
												HT: 7'0"	WT: 245	VANDERBILT			BORN: JUNE 30, 1995				
16-17	10	85	8	16	.500	0	0	---	3	10	.300	9	14	23	0	15-0	1	4	19	1.9	
17-18	15	89	11	22	.500	0	0	---	3	5	.600	5	9	14	2	14-0	1	3	25	1.7	
18-19	24	410	53	74	.716	0	0	---	24	37	.649	31	44	75	28	63-0	12	25	130	5.4	
TOTALS	49	584	72	112	.643	0	0	---	30	52	.577	45	67	112	30	92-0	14	32	174	3.6	

PLAYOFF RECORD																				
16-17	4	21	3	7	.429	0	0	---	1	2	.500	4	2	6	0	3-0	2	1	7	1.8
17-18	4	11	1	2	.500	0	0	---	2	3	.667	1	2	3	0	4-0	0	0	4	1.0
18-19	4	8	1	1	1.000	0	0	---	1	2	.500	0	2	2	0	3-0	0	0	3	0.8
TOTALS	12	40	5	10	.500	0	0	---	4	7	.571	5	6	11	0	10-0	2	1	14	1.2

DAMON JONES																					
												HT: 6'3"	WT: 185	HOUSTON			BORN: AUGUST 25, 1976				
99-00	13	196	25	54	.463	11	23	.478	7	9	.778	0	16	16	39	13-0	6	0	68	5.2	

DWAYNE JONES																					
												HT: 6'11"	WT: 250	SAINT JOSEPH'S			BORN: JUNE 9, 1983				
PLAYOFF RECORD																					
12-13	2	2	0	0	---	0	0	---	0	0	---	0	0	0	0	0-0	0	0	0	0.0	

RONALD "POPEYE" JONES																					
												HT: 6'8"	WT: 265	MURRAY STATE			BORN: JUNE 17, 1970				
03-04	5	10	0	2	.000	0	0	---	0	0	---	1	0	1	0	2-0	0	0	0	0.0	

RYAN "NICK" JONES																					
												HT: 6'2"	WT: 190	OREGON			BORN: MARCH 28, 1945				
70-71	81	1183	225	523	.430	—	—	—	111	151	.735	—	—	110	113	192-0	—	—	561	6.9	
71-72	65	478	82	196	.418	—	—	—	51	61	.836	—	—	39	45	109-0	—	—	215	3.3	
TOTALS	146	1661	307	719	.427	—	—	—	162	212	.764	—	—	149	158	301-0	—	—	776	5.3	

PLAYOFF RECORD																				
70-71	5	77	7	26	.269	—	—	—	15	18	.833	—	—	5	5	9-0	—	—	29	5.8
71-72	2	7	1	2	.500	—	—	—	2	2	1.000	—	—	0	2	0-0	—	—	4	2.0
TOTALS	7	85	8	28	.286	—	—	—	17	20	.850	—	—	5	7	9-0	—	—	33	4.7

SHELTON JONES																					
												HT: 6'8"	WT: 210	ST. JOHN'S			BORN: APRIL 6, 1966				
88-89	2	13	3	5	.600	—	—	—	0	0	---	2	0	2	2	—	3	—	6	3.0	

RALPH KAPLOWITZ																					
												HT: 6'2"	WT: 170	NEW YORK UNIVERSITY			BORN: MAY 18, 1919				
46-47	57	—	146	523	.274	—	—	—	111	151	.735	—	—	38	122	—	—	—	403	7.1	
47-48	48	—	71	292	.243	—	—	—	47	60	.783	—	—	19	100	—	—	—	189	3.9	
TOTALS	105	—	217	815	.266	—	—	—	158	211	.749	—	—	57	222	—	—	—	592	5.6	

PLAYOFF RECORD																				
46-47	10	—	22	98	.224	—	—	—	22	27	.815	—	—	6	25	—	—	—	66	6.6
47-48	13	—	32	93	.344	—	—	—	22	29	.759	—	—	7	22	—	—	—	86	6.6
TOTALS	23	—	54	191	.283	—	—	—	44	56	.786	—	—	13	47	—	—	—	152	6.6

WARRIORS ALL-TIME ROSTER



YEAR	G	MIN	FGM	FGA	PCT	3FG	3FGA	PCT	FTM	FTA	PCT	OFF	DEF	TOT	AST	PF-DQ	STL	BLK	PTS	AVG
COBY KARL	HT: 6'5" WT: 215 BOISE STATE BORN: MARCH 6, 1983																			
09-10	4	108	11	32	.344	2	11	.182	4	6	.667	4	12	16	15	14-1	3	1	28	7.0
MIKE KEARNS	HT: 6'2" WT: 178 PRINCETON BORN: JUNE 18, 1929																			
54-55	6	25	0	5	.000	—	—	—	1	4	.250	—	—	3	5	1-0	—	—	1	0.2
ADAM KEEFE	HT: 6'9" WT: 230 STANFORD BORN: FEBRUARY 22, 1970																			
00-01	67	836	64	159	.403	1	3	.333	39	63	.619	90	119	209	36	102-0	28	20	168	2.5
FRANK KENDRICK	HT: 6'6" WT: 200 PURDUE BORN: NOVEMBER 11, 1951																			
74-75	24	121	31	77	.403	—	—	—	18	22	.818	19	17	36	6	22-0	11	3	80	3.3
BILL KENNEDY	HT: 5'11" WT: 180 TEMPLE BORN: MAY 17, 1938																			
60-61	7	52	4	21	.190	—	—	—	4	6	.667	—	—	8	9	6-0	—	—	12	1.7
LARRY KENON	HT: 6'9" WT: 215 MEMPHIS STATE BORN: DECEMBER 13, 1952																			
82-83	11	121	17	39	.436	—	—	—	7	11	.636	13	13	26	5	13-0	1	0	41	3.7
JEROME KERSEY	HT: 6'7" WT: 225 LONGWOOD COLLEGE BORN: JUNE 26, 1962																			
95-96	76	1620	205	500	.410	3	17	.176	97	147	.660	154	209	363	114	205-2	91	45	510	6.7
BERNARD KING	HT: 6'7" WT: 205 TENNESSEE BORN: DECEMBER 4, 1956																			
80-81	81	2914	731	1244	.588	2	6	.333	307	437	.703	178	373	551	287	304-5	72	34	1771	21.9
81-82	79	2861	740	1307	.566	1	5	.200	352	499	.705	140	329	469	282	285-6	78	23	1833	23.2
TOTALS	160	5775	1471	2551	.577	3	11	.273	659	936	.704	318	702	1020	569	589-11	150	57	3604	22.5
ALL-STAR RECORD																				
1982	1	14	2	7	.286	0	0	—	2	2	1.000	0	4	4	1	2-0	3	1	6	6.0
JAMES KING	HT: 6'2" WT: 175 TULSA BORN: FEBRUARY 7, 1941																			
66-67	67	1667	286	685	.418	—	—	—	174	221	.787	—	—	319	240	193-5	—	—	746	11.1
67-68	54	1743	340	800	.425	—	—	—	217	268	.810	—	—	243	226	172-1	—	—	897	16.6
68-69	46	1010	137	394	.348	—	—	—	78	108	.722	—	—	120	123	99-1	—	—	352	7.7
69-70	3	105	19	46	.413	—	—	—	11	14	.786	—	—	16	10	8-0	—	—	49	16.3
TOTALS	170	4525	782	1925	.406	—	—	—	480	611	.786	—	—	698	599	472-7	—	—	2044	12.0
PLAYOFF RECORD																				
66-67	15	458	102	216	.472	—	—	—	40	58	.690	—	—	101	50	59-2	—	—	244	16.3
67-68	9	113	16	38	.421	—	—	—	12	19	.632	—	—	19	20	15-0	—	—	44	4.9
68-69	6	142	29	78	.372	—	—	—	14	18	.778	—	—	25	17	10-0	—	—	72	12.0
TOTALS	30	713	147	332	.443	—	—	—	66	95	.695	—	—	45	87	84-2	—	—	360	12.0
ALL-STAR RECORD																				
1968	1	7	1	4	.250	—	—	—	2	3	.667	—	—	1	2	3-0	—	—	4	4.0
BART KOFOED	HT: 6'4" WT: 210 KEARNEY STATE BORN: MARCH 24, 1964																			
90-91	5	21	0	3	.000	0	0	—	3	6	.500	2	1	3	4	4-0	0	0	3	0.6
HERBERT "BUD" KOPER	HT: 6'6" WT: 210 OKLAHOMA CITY BORN: AUGUST 9, 1942																			
64-65	54	631	106	241	.440	—	—	—	35	42	.833	—	—	61	43	59-1	—	—	247	4.6
BARRY KRAMER	HT: 6'4" WT: 200 NEW YORK UNIVERSITY BORN: NOVEMBER 10, 1942																			
64-65	33	276	36	100	.360	—	—	—	30	44	.682	—	—	59	26	36-0	—	—	102	3.1
FRANK KUDELKA	HT: 6'2" WT: 193 ST. MARY'S (CA) BORN: JUNE 25, 1925																			
52-53	36	567	59	193	.306	—	—	—	44	68	.647	—	—	88	70	109-2	—	—	162	4.5
JONATHAN KUMINGA	HT: 6'7" WT: 227 DEMOCRATIC REPUBLIC OF CONGO BORN: OCTOBER 6, 2002																			
21-22	70	1185	236	460	.513	50	149	.336	130	190	.684	54	180	234	64	146-2	31	22	652	9.3
PLAYOFF RECORD																				
21-22	16	138	30	60	.500	3	13	.231	20	26	.769	4	23	27	8	11-0	3	2	83	5.2
ROB KURZ	HT: 6'9" WT: 230 NOTRE DAME BORN: MARCH 5, 1985																			
08-09	36	567	59	193	.306	—	—	—	44	68	.647	—	—	88	70	109-2	—	—	162	4.5
OGNJEN KUZMIC	HT: 7'1" WT: 260 BOSNIA & HERZEGOVINA BORN: MAY 16, 1990																			
13-14	21	92	5	13	.385	0	0	---	5	11	.455	10	11	21	2	17-0	3	4	15	0.7
14-15	16	72	8	12	.667	0	0	---	4	4	1.000	7	10	17	6	13-0	2	1	20	1.3
TOTALS	37	164	13	25	.520	0	0	---	9	15	.600	17	21	38	8	30-0	5	5	35	0.9
PLAYOFF RECORD																				
13-14	3	8	0	0	---	0	0	---	0	0	---	1	3	4	0	2-0	0	0	0	0.0
FRED LACOUR	HT: 6'5" WT: 210 SAN FRANCISCO BORN: FEBRUARY 7, 1938																			
62-63	16	171	28	73	.384	—	—	—	9	16	.563	—	—	24	19	27-0	—	—	65	4.1

WARRIORS ALL-TIME ROSTER

YEAR	G	MIN	FGM	FGA	PCT	3FG	3FGA	PCT	FTM	FTA	PCT	OFF	DEF	TOT	AST	PF-DQ	STL	BLK	PTS	AVG
SEAN LAMPLEY																HT: 6'6" WT: 213 CALIFORNIA BORN: SEPTEMBER 3, 1979				
03-04	10	63	13	20	.650	0	0	---	8	12	.667	2	9	11	2	2-0	0	1	34	3.4
CARL LANDRY																HT: 6'9" WT: 248 PURDUE BORN: SEPTEMBER 19, 1983				
12-13	81	1876	325	602	.540	1	3	.333	223	273	.817	180	303	483	66	190-0	35	31	874	10.8
PLAYOFF RECORD																				
12-13	12	246	52	100	.520	0	0	---	38	52	.731	22	40	62	17	29-0	7	2	142	11.8
DAN LANGHI																HT: 6'11" WT: 220 VANDERBILT BORN: NOVEMBER 28, 1977				
03-04	4	17	2	6	.333	0	0	---	2	2	1.000	0	3	3	0	5-0	0	0	6	1.5
YORK LARESE																HT: 6'4" WT: 183 NORTH CAROLINA BORN: JULY 18, 1938				
61-62	59	703	122	327	.373	---	---	---	58	72	.805	---	---	77	94	104-0	---	---	302	5.1
PLAYOFF RECORD																				
61-62	9	78	11	35	.314	---	---	---	8	12	.667	---	---	19	5	14-0	---	---	30	3.3
RUSTY LARUE																HT: 6'3" WT: 185 WAKE FOREST BORN: DECEMBER 10, 1973				
03-04	4	22	1	3	.333	1	1	1.000	1	2	.500	0	3	3	2	2-0	2	0	4	1.0
RUDY LARUSSO																HT: 6'7" WT: 220 DARTMOUTH BORN: NOVEMBER 11, 1937				
67-68	79	2819	602	1389	.433	---	---	---	522	661	.790	---	---	741	182	337-14	---	---	1726	21.8
68-69	75	2782	553	1349	.410	---	---	---	444	559	.794	---	---	624	159	268-9	---	---	1550	20.7
TOTALS	154	5601	1155	2738	.422	---	---	---	966	1220	.792	---	---	1365	341	605-23	---	---	3276	21.3
PLAYOFF RECORD																				
67-68	10	385	72	182	.396	---	---	---	59	81	.728	---	---	99	17	35-0	---	---	203	20.3
68-69	6	215	34	90	.378	---	---	---	41	53	.774	---	---	51	15	23-0	---	---	109	18.2
TOTALS	16	600	106	272	.390	---	---	---	100	134	.746	---	---	150	32	58-0	---	---	312	19.5
ALL-STAR RECORD																				
1968	---	19	3	8	.375	---	---	---	0	2	.000	---	---	7	0	0-0	---	---	6	---
1969	---	18	3	6	.500	---	---	---	0	0	---	---	---	6	2	3-0	---	---	6	---
TOTALS	2	37	6	14	.429	---	---	---	0	2	.000	---	---	13	2	3-0	---	---	12	6.0
STEPHANE LASME																HT: 6'8" WT: 215 MASSACHUSETTS BORN: DECEMBER 17, 1982				
07-08	1	0	0	0	---	0	0	---	0	0	---	0	0	0	0	0-0	0	0	0	0.0
DAVE LATTIN																HT: 6'7" WT: 230 TEXAS WESTERN BORN: DECEMBER 23, 1943				
67-68	44	257	37	102	.363	---	---	---	23	33	.697	---	---	104	14	94-4	---	---	97	2.2
PLAYOFF RECORD																				
67-68	5	27	1	5	.200	---	---	---	5	6	.833	---	---	5	1	9-0	---	---	7	1.4
ACIE LAW IV																HT: 6'3" WT: 202 TEXAS A&M BORN: JANUARY 25, 1985				
09-10	5	66	9	14	.643	1	3	.333	12	15	.800	0	2	2	7	5-0	6	0	31	6.2
10-11	40	631	78	167	.467	6	30	.167	41	54	.778	9	43	52	70	51-0	28	0	203	5.1
TOTALS	45	697	87	181	.480	7	33	.212	53	69	.768	9	45	54	77	56-0	34	0	234	5.2
HAL LEAR																HT: 6'0" WT: 163 TEMPLE BORN: JANUARY 31, 1935				
56-57	3	14	2	6	.333	---	---	---	0	0	---	---	---	1	1	3-0	---	---	4	1.3
CLYDE LEE																HT: 6'10" WT: 230 VANDERBILT BORN: MARCH 14, 1944				
66-67	74	1247	205	503	.408	---	---	---	105	166	.633	---	---	551	77	168-5	---	---	515	7.0
67-68	82	2699	373	894	.417	---	---	---	229	335	.684	---	---	1141	135	331-10	---	---	975	11.9
68-69	65	2237	268	674	.398	---	---	---	160	256	.625	---	---	897	82	225-1	---	---	696	10.7
69-70	82	2641	362	822	.440	---	---	---	128	300	.593	---	---	929	80	263-5	---	---	902	11.0
70-71	82	1392	194	424	.453	---	---	---	111	199	.558	---	---	570	63	137-0	---	---	499	6.1
71-72	78	2674	256	544	.471	---	---	---	120	222	.541	---	---	1132	85	244-4	---	---	632	8.1
72-73	66	1476	170	365	.466	---	---	---	74	131	.565	---	---	598	34	183-5	---	---	414	6.3
73-74	54	1642	129	284	.454	---	---	---	62	107	.579	188	410	598	68	179-3	27	17	320	5.9
TOTALS	583	16,008	1957	4510	.434	---	---	---	989	1716	.576	---	---	6416	624	1730-33	---	---	4953	8.5
PLAYOFF RECORD																				
66-67	11	130	19	57	.333	---	---	---	2	10	.200	---	---	54	8	20-0	---	---	40	3.6
67-68	10	405	48	117	.410	---	---	---	18	36	.500	---	---	132	22	38-2	---	---	114	11.4
68-69	6	129	9	33	.273	---	---	---	9	11	.818	---	---	43	5	14-0	---	---	27	4.5
70-71	5	93	10	24	.417	---	---	---	4	8	.500	---	---	37	2	13-0	---	---	24	4.8
71-72	5	175	8	28	.286	---	---	---	8	12	.667	---	---	64	7	14-0	---	---	24	4.8
72-73	11	413	48	103	.466	---	---	---	21	32	.656	---	---	173	16	43-1	---	---	117	10.6
TOTALS	48	1345	142	362	.392	---	---	---	62	109	.569	---	---	503	60	142-3	---	---	346	7.2
ALL-STAR RECORD																				
1968	---	18	2	8	.250	---	---	---	2	4	.500	---	---	11	2	3-0	---	---	6	6.0

WARRIORS ALL-TIME ROSTER



YEAR	G	MIN	FGM	FGA	PCT	3FG	3FGA	PCT	FTM	FTA	PCT	OFF	DEF	TOT	AST	PF-DQ	STL	BLK	PTS	AVG	
DAMION LEE														HT: 6'5" WT: 203		DREXEL		BORN: OCTOBER 21, 1992			
18-19	32	375	56	127	.441	27	68	.397	19	22	.864	8	56	64	13	28-0	13	0	158	4.9	
19-20	49	1423	213	511	.417	85	239	.356	110	126	.873	32	207	239	133	116-2	50	6	621	12.7	
20-21	57	1079	128	274	.467	77	194	.397	40	44	.909	22	158	180	73	89-0	38	8	373	6.5	
21-22	63	1256	169	383	.441	63	187	.337	66	75	.880	27	176	203	63	95-0	39	6	467	7.4	
TOTALS	201	4133	566	1295	.437	252	688	.366	235	267	.880	89	597	686	282	328-2	140	20	1619	8.1	
PLAYOFF RECORD																					
21-22	16	124	13	34	.382	4	16	.250	2	3	.667	5	21	26	7	8-0	1	0	32	2.0	
DAVID LEE														HT: 6'9" WT: 245		FLORIDA		BORN: APRIL 29, 1983			
10-11	73	2634	496	978	.507	1	3	.333	210	267	.787	217	497	714	233	211-2	74	31	1203	16.5	
11-12	57	2121	464	922	.503	0	5	.000	219	280	.782	171	374	545	162	179-6	54	22	1147	20.1	
12-13	79	2907	602	1160	.519	0	4	.000	255	320	.797	218	668	886	279	246-1	67	22	1459	18.5	
13-14	69	2288	513	981	.523	0	1	.000	231	296	.780	182	461	643	147	206-4	48	26	1257	18.2	
14-15	49	904	160	313	.511	0	2	.000	68	104	.654	81	176	257	85	83-0	31	26	388	7.9	
TOTALS	327	10,854	2235	4354	.513	1	15	.067	983	1267	.776	869	2176	3045	906	925-13	274	127	5454	16.7	
PLAYOFF RECORD																					
12-13	6	65	13	33	.394	0	0	---	4	6	.667	6	22	28	5	5-0	3	1	30	5.0	
13-14	7	217	41	77	.532	0	0	---	15	19	.789	24	40	64	18	28-1	4	0	97	13.9	
14-15	13	107	16	40	.400	0	0	---	8	15	.533	11	23	34	8	17-0	3	2	40	3.1	
TOTALS	26	2389	70	150	.467	0	0	---	27	40	.675	41	85	126	31	50-1	10	3	167	6.4	
ALL-STAR RECORD																					
2013	---	13	3	4	.775	0	0	---	0	0	---	0	2	2	0	1-0	2	0	6	---	
GEORGE LEE														HT: 6'4" WT: 200		MICHIGAN		BORN: NOVEMBER 23, 1936			
64-65	54	522	64	169	.379	---	---	---	47	71	.662	---	---	97	25	67-0	---	---	175	3.2	
65-66	19	247	27	77	.351	---	---	---	38	52	.731	---	---	55	12	22-0	---	---	92	4.8	
66-67	Did not play																				
67-68	1	5	3	4	.750	---	---	---	6	7	.857	---	---	0	0	0-0	---	---	12	12.0	
68-69	10	106	8	35	.229	---	---	---	17	24	.708	---	---	27	4	16-0	---	---	33	3.3	
TOTALS	84	880	102	285	.358	---	---	---	108	154	.701	---	---	179	41	105-0	---	---	312	3.7	
TIM LEGLER														HT: 6'4" WT: 210		LA SALLE		BORN: DECEMBER 26, 1966			
94-95	24	371	60	115	.522	26	50	.520	30	34	.882	12	28	40	27	33-0	12	1	176	7.3	
99-00	23	284	28	78	.359	7	21	.333	14	18	.778	4	19	23	24	33-0	4	1	77	3.3	
TOTALS	47	655	88	193	.456	33	71	.465	44	52	.846	16	47	63	51	66-0	16	2	253	5.3	
BOB LEWIS														HT: 6'3" WT: 185		NORTH CAROLINA		BORN: MARCH 20, 1945			
67-68	41	342	59	151	.391	---	---	---	61	79	.772	---	---	56	41	40-0	---	---	179	4.4	
68-69	62	756	113	290	.390	---	---	---	83	113	.735	---	---	114	76	117-0	---	---	309	5.0	
69-70	73	1353	213	557	.382	---	---	---	100	152	.658	---	---	157	194	170-0	---	---	526	7.2	
TOTALS	176	2451	385	998	.386	---	---	---	244	344	.709	---	---	327	311	327-0	---	---	1014	5.8	
PLAYOFF RECORD																					
67-68	1	4	2	3	.667	---	---	---	0	0	---	---	---	0	0	0-0	---	---	4	4.0	
68-69	5	59	11	28	.393	---	---	---	1	3	.333	---	---	5	6	12-0	---	---	23	4.6	
TOTALS	6	63	13	31	.419	---	---	---	1	3	.333	---	---	5	6	12-0	---	---	27	4.5	
FRED LEWIS														HT: 6'2" WT: 195		EASTERN KENTUCKY		BORN: JANUARY 6, 1921			
49-50	34	---	46	184	.250	---	---	---	25	32	.781	---	---	---	25	40-	---	---	117	3.4	
TODD LICHTI														HT: 6'4" WT: 205		STANFORD		BORN: JANUARY 8, 1967			
93-94	5	58	10	28	.357	2	2	1.000	9	11	.818	3	7	10	3	9-0	0	0	31	6.2	
JEREMY LIN														HT: 6'3" WT: 200		HARVARD		BORN: AUGUST 23, 1988			
10-11	29	284	28	72	.389	1	5	.200	19	25	.760	12	22	34	42	31-0	33	9	76	2.6	
ALTON LISTER														HT: 7'0" WT: 245		ARIZONA STATE		BORN: OCTOBER 1, 1958			
89-90	3	40	4	8	.500	0	1	.000	4	7	.571	5	3	8	2	8-0	1	0	12	4.0	
90-91	77	1552	188	393	.478	0	1	.000	115	202	.569	121	362	483	93	282-4	20	90	491	6.4	
91-92	26	293	44	79	.557	0	0	---	14	33	.424	21	71	92	14	61-0	5	16	102	3.9	
92-93	20	174	19	42	.452	0	0	---	7	13	.538	15	29	44	5	40-0	0	9	45	2.3	
TOTALS	126	2059	255	522	.489	0	2	.000	140	255	.549	162	465	627	114	391-4	26	115	650	5.2	
PLAYOFF RECORD																					
90-91	6	72	12	25	.480	0	0	---	2	5	.400	7	21	28	2	15-0	0	7	26	4.3	
91-92	4	47	6	15	.400	0	0	---	4	5	.800	3	8	11	1	9-0	0	4	16	4.0	
TOTALS	10	119	18	40	.450	0	0	---	6	10	.600	10	29	39	3	24-0	0	11	42	4.2	
RANDY LIVINGSTON														HT: 6'4" WT: 209		LOUISIANA STATE		BORN: APRIL 2, 1975			
00-01	2	7	0	2	.000	0	1	.000	0	0	---	0	1	1	1	0-0	0	0	0	0.0	

WARRIORS ALL-TIME ROSTER

YEAR	G	MIN	FGM	FGA	PCT	3FG	3FGA	PCT	FTM	FTA	PCT	OFF	DEF	TOT	AST	PF-DQ	STL	BLK	PTS	AVG
SHAUN LIVINGSTON											HT: 6'7" WT: 192 PEORIA CENTRAL (IL) HS BORN: SEPTEMBER 11, 1985									
14-15	78	1468	198	396	.500	0	2	.000	65	91	.714	43	140	183	259	110-0	49	20	461	5.9
15-16	78	1520	203	379	.536	2	12	.167	80	93	.860	42	127	169	237	140-0	57	27	488	6.3
16-17	76	1345	173	316	.547	1	3	.333	42	60	.700	28	123	151	139	120-0	38	20	389	5.1
17-18	71	1129	172	343	.501	0	5	.000	50	61	.820	32	99	131	140	117-0	35	21	394	5.5
18-19	64	967	109	210	.519	0	2	.000	40	51	.784	42	75	117	114	74-0	31	27	258	4.0
TOTALS	367	6429	855	1644	.520	3	24	.125	277	356	.778	187	564	751	889	561-0	210	115	1990	5.4

PLAYOFF RECORD

14-15	21	375	42	79	.532	0	1	.000	21	25	.840	13	38	51	38	32-0	8	5	105	5.0
15-16	24	514	82	168	.488	0	1	.000	32	37	.865	13	63	76	80	48-0	12	5	196	8.2
16-17	14	220	34	59	.576	0	0	---	5	7	.714	10	19	29	20	24-0	5	2	73	5.2
17-18	21	362	59	110	.536	0	1	.000	22	25	.880	11	36	47	31	33-0	7	1	140	6.7
18-19	22	322	34	75	.453	0	2	.000	21	25	.840	11	20	31	31	35-0	10	4	89	4.0
TOTALS	102	1793	251	491	.511	0	5	.000	101	119	.849	58	176	234	200	172-0	42	17	603	5.9

RON LIVINGSTONE

49-50	54	—	163	579	.282	—	—	—	122	177	.689	—	—	—	141	260-	—	—	448	8.3	
50-51	63	—	104	353	.295	—	—	—	76	109	.697	—	—	—	297	76	220-10	—	—	284	4.5
TOTALS	117	—	267	932	.286	—	—	—	198	286	.692	—	—	—	217	217	480-10	—	—	732	6.3

PLAYOFF RECORD

49-50	2	—	6	16	.375	—	—	—	4	7	.571	—	—	—	5	12-	—	—	16	8.0	
50-51	2	—	2	3	.667	—	—	—	0	0	—	—	—	—	2	0	1-0	—	—	4	2.0
TOTALS	4	—	8	19	.421	—	—	—	4	7	.571	—	—	—	2	5	13-0	—	—	20	5.0

LEWIS LLOYD

81-82	16	95	25	45	.556	0	0	—	7	11	.636	9	7	16	6	20-0	5	1	57	3.6
82-83	73	1350	293	566	.518	1	4	.250	100	139	.719	77	183	260	130	109-0	61	31	687	9.4
TOTALS	89	1445	318	611	.520	1	4	.250	107	150	.713	86	190	276	136	129-0	66	32	744	8.4

DON LOFRAN

52-53	64	1788	173	525	.330	—	—	—	126	173	.728	—	—	—	339	107	178-6	—	—	472	7.4
-------	----	------	-----	-----	------	---	---	---	-----	-----	------	---	---	---	-----	-----	-------	---	---	-----	-----

KEVON LOONEY

15-16	5	21	4	7	.571	1	2	.500	0	0	---	4	6	10	0	2-0	0	0	9	1.8
16-17	53	447	56	107	.523	2	9	.222	21	34	.618	44	80	124	29	64-0	15	17	135	2.5
17-18	66	910	112	193	.580	1	5	.200	42	77	.545	83	132	215	42	106-0	34	56	267	4.0
18-19	80	1481	217	347	.625	1	10	.100	65	105	.619	194	223	417	123	211-2	46	53	500	6.3
19-20	20	262	29	79	.367	1	14	.071	9	12	.750	28	38	66	20	34-0	12	6	68	3.4
20-21	61	1161	108	197	.548	4	17	.235	31	48	.646	117	205	322	119	136-0	21	52	251	4.1
21-22	82	1732	208	364	.571	0	1	.000	75	125	.600	208	388	596	165	215-2	50	52	491	6.0
TOTALS	367	6014	734	1294	.567	10	58	.172	243	401	.606	678	1072	1750	498	768-4	178	206	1721	4.7

PLAYOFF RECORD

17-18	21	387	39	72	.542	0	2	.000	8	21	.381	42	47	89	19	50-1	14	8	86	4.1
18-19	21	432	64	93	.688	0	0	---	21	29	.724	41	53	94	20	50-0	12	11	149	7.1
21-22	22	448	58	88	.659	0	0	---	11	18	.611	63	105	168	48	50-0	9	10	127	5.8
TOTALS	64	1267	161	253	.636	0	2	.000	40	68	.588	146	205	351	87	150-1	35	29	362	5.7

RYAN LORTHBRIDGE

94-95	37	672	106	223	.475	3	14	.214	57	88	.648	24	47	71	101	42-0	28	1	272	7.4
-------	----	-----	-----	-----	------	---	----	------	----	----	------	----	----	----	-----	------	----	---	-----	-----

JERRY LUCAS

69-70	63	2302	387	764	.507	—	—	—	195	248	.786	—	—	—	906	166	159-2	—	—	969	15.4
70-71	80	3251	623	1250	.498	—	—	—	289	367	.787	—	—	—	1265	293	197-0	—	—	1535	19.2
TOTALS	143	5553	1010	2014	.501	—	—	—	484	615	.787	—	—	—	2171	459	356-2	—	—	2504	17.5

PLAYOFF RECORD

70-71	5	171	39	77	.506	—	—	—	11	16	.688	—	—	—	50	16	14-0	—	—	89	17.8
-------	---	-----	----	----	------	---	---	---	----	----	------	---	---	---	----	----	------	---	---	----	------

ALL-STAR RECORD

1971	—	29	5	9	.556	—	—	—	2	2	1.000	—	—	—	9	4	2-0	—	—	12	12.0
------	---	----	---	---	------	---	---	---	---	---	-------	---	---	---	---	---	-----	---	---	----	------

JOHN LUCAS

78-79	82	3095	530	1146	.462	—	—	—	264	321	.822	65	182	247	762	229-1	152	9	1324	16.1
79-80	80	2763	388	830	.467	12	42	.286	222	289	.768	61	159	220	602	196-2	138	3	1010	12.6
80-81	66	1919	222	506	.439	4	24	.167	107	145	.738	34	120	154	464	140-1	83	2	555	8.4
TOTALS	228	7777	1140	2482	.459	16	66	.242	593	755	.785	160	461	621	1082	565-4	373	14	2889	12.7

TOM "TED" LUCKENBILL

61-62	67	396	43	120	.358	—	—	—	49	76	.645	—	—	—	110	27	67-0	—	—	135	2.0
62-63	20	201	26	68	.382	—	—	—	9	20	.450	—	—	—	45	8	34-0	—	—	61	3.1
TOTALS	87	597	69	188	.367	—	—	—	58	96	.604	—	—	—	166	35	101-0	—	—	196	2.3

PLAYOFF RECORD

61-62	4	17	0	5	.000	—	—	—	2	5	.400	—	—	—	3	1	3-0	—	—	2	0.5
-------	---	----	---	---	------	---	---	---	---	---	------	---	---	---	---	---	-----	---	---	---	-----

WARRIORS ALL-TIME ROSTER



YEAR	G	MIN	FGM	FGA	PCT	3FG	3FGA	PCT	FTM	FTA	PCT	OFF	DEF	TOT	AST	PF-DQ	STL	BLK	PTS	AVG	
HT: 6'1" WT: 205 IONA BORN: JUNE 8, 1990																					
SCOTT MACHADO																					
PLAYOFF RECORD																					
12-13	5	8	1	2	.500	0	0	---	1	2	.500	0	1	1	1	1-0	0	0	3	0.6	
HT: 6'7" WT: 220 HOUSTON BORN: MAY 26, 1970																					
SAM MACK																					
99-00	23	333	37	122	.303	21	64	.328	19	20	.950	7	32	39	24	45-0	18	1	114	5.0	
HT: 6'4" WT: 200 UCLA BORN: APRIL 18, 1969																					
GERALD MADKINS																					
97-98	19	243	13	34	.962	6	15	.400	5	7	.714	2	13	15	45	16-0	13	1	37	1.9	
HT: 6'6" WT: 225 DUKE BORN: NOVEMBER 12, 1979																					
COREY MAGGETTE																					
08-09	51	1588	292	634	.461	24	95	.253	342	415	.824	49	233	282	92	192-6	44	8	950	18.6	
09-10	70	2081	457	886	.516	13	50	.260	460	551	.835	92	281	373	172	231-3	51	4	1387	19.8	
TOTALS	121	3669	749	1520	.493	37	145	.255	802	966	.830	141	514	655	264	423-9	95	12	2337	19.3	
HT: 6'7" WT: 200 FRESNO STATE BORN: MAY 7, 1982																					
RENALDO MAJOR																					
06-07	1	27	2	10	.200	0	0	---	1	2	.500	0	2	2	0	4-0	2	0	5	5.0	
HT: 6'2" WT: 188 ARIZONA BORN: MARCH 14, 2001																					
NICO MANNION																					
20-21	30	364	39	114	.342	22	60	.367	23	28	.821	6	40	46	70	29-0	16	1	123	4.1	
HT: 6'7" WT: 190 UTAH BORN: SEPTEMBER 22, 1960																					
PACE MANNION																					
83-84	57	469	50	126	.397	3	13	.231	18	23	.783	23	36	59	47	63-0	25	2	121	2.1	
HT: 6'5" WT: 215 LITHUANIA BORN: JUNE 13, 1964																					
SARUNAS MARCIULIONIS																					
89-90	75	1695	289	557	.519	10	39	.256	317	403	.787	84	137	221	121	230-5	94	7	905	12.1	
90-91	50	987	183	365	.501	1	6	.167	178	246	.724	52	67	118	85	136-4	62	4	545	10.9	
91-92	72	2117	491	912	.538	3	10	.300	376	477	.788	68	140	208	243	237-4	116	10	1361	18.9	
92-93	30	836	178	328	.543	3	15	.200	162	213	.761	40	57	97	105	92-1	51	2	521	17.4	
93-94	27	Did not play due to injury																			
TOTALS	227	5635	1141	2162	.528	17	70	.243	1033	1339	.771	243	401	644	554	695-14	323	23	3332	14.7	
PLAYOFF RECORD																					
90-91	9	206	42	84	.500	0	1	.000	35	39	.897	8	15	23	27	21-1	11	1	119	13.2	
91-92	4	133	25	47	.532	1	2	.500	34	41	.829	3	6	9	20	15-0	3	1	85	21.3	
TOTALS	13	339	67	131	.511	1	3	.333	69	80	.863	11	21	32	47	36-1	14	2	204	15.7	
HT: 6'3" WT: 200 MANHATTAN BORN: MARCH 10, 1954																					
RICKY MARSH																					
77-78	60	851	123	289	.426	---	---	---	23	33	.697	16	59	75	90	111-0	29	19	269	4.5	
HT: 6'9" WT: 230 CONNECTICUT BORN: MAY 18, 1973																					
DONYELL MARSHALL																					
94-95	32	1050	187	453	.413	37	137	.270	64	100	.640	73	136	209	48	94-1	20	38	475	14.8	
95-96	62	934	125	314	.398	28	94	.298	64	83	.771	65	148	213	49	83-0	22	31	342	5.5	
96-97	61	1022	174	421	.413	35	111	.315	61	98	.622	92	184	276	54	96-0	25	46	444	7.3	
97-98	73	2611	451	1091	.413	63	201	.313	158	216	.731	210	418	628	159	226-1	95	73	1123	15.4	
98-99	48	1250	208	494	.421	26	72	.361	88	121	.727	115	227	342	66	123-1	47	37	530	11.0	
99-00	64	2071	331	840	.394	49	138	.355	199	255	.780	189	448	637	167	180-1	68	68	910	14.2	
TOTALS	340	8938	1476	3613	.409	238	753	.316	634	873	.726	744	1561	2305	543	727-4	277	293	3824	11.2	
HT: 6'7" WT: 220 KANSAS STATE BORN: NOVEMBER 20, 1984																					
CARTIER MARTIN																					
09-10	10	276	32	88	.364	10	31	.323	16	21	.762	17	30	47	9	36-0	8	0	90	9.0	
HT: 6'9" WT: 220 MARYLAND BORN: JULY 31, 1967																					
TONY MASSENBURG																					
91-92	7	22	5	8	.625	0	0	---	6	9	.667	4	8	12	0	10-0	0	0	16	2.3	
HT: 6'7" WT: 205 IOWA BORN: OCTOBER 17, 1957																					
WILLIAM MAYFIELD																					
80-81	7	54	8	18	.444	0	0	---	1	2	.500	7	2	9	1	8-0	0	1	17	2.4	
HT: 7'0" WT: 255 CONGO BORN: DECEMBER 30, 1980																					
DJ MBENGA																					
07-08	16	130	9	23	.391	0	0	---	1	2	.500	13	18	31	4	32-0	3	10	19	1.2	
HT: 6'9" WT: 240 NORTH CAROLINA BORN: JANUARY 4, 1993																					
JAMES MICHAEL McADOO																					
14-15	15	137	24	44	.545	0	0	---	14	25	.560	15	22	37	2	21-0	5	9	62	4.1	
15-16	41	262	45	84	.536	1	2	.500	26	49	.531	30	28	58	17	39-0	10	8	117	2.9	
16-17	52	457	62	117	.530	2	8	.250	21	42	.500	34	57	91	18	47-0	18	29	147	2.8	
TOTALS	108	856	131	245	.535	3	10	.300	61	116	.526	79	107	186	37	107-0	33	46	326	3.0	
PLAYOFF RECORD																					
14-15	5	10	2	3	.667	0	0	---	0	0	---	1	3	4	0	0-0	0	1	4	0.8	
15-16	8	38	2	4	.500	0	0	---	1	4	.250	0	8	8	2	6-0	3	2	5	0.6	
16-17	13	56	9	17	.529	2	5	.400	4	6	.667	5	8	13	0	5-0	2	2	24	1.8	
TOTALS	26	103	13	24	.542	2	5	.400	5	10	.500	6	19	25	2	11-0	5	5	33	1.3	

WARRIORS ALL-TIME ROSTER

YEAR	G	MIN	FGM	FGA	PCT	3FG	3FGA	PCT	FTM	FTA	PCT	OFF	DEF	TOT	AST	PF-DQ	STL	BLK	PTS	AVG
PATRICK McCRAW																				
16-17	71	1074	106	245	.433	41	123	.333	29	37	.784	21	79	100	77	62-0	32	15	282	4.0
17-18	57	961	92	225	.409	19	80	.238	26	34	.765	16	66	82	81	67-0	43	10	229	4.0
TOTALS	128	2035	198	470	.421	60	203	.296	55	71	.775	37	145	182	158	129-0	75	25	511	4.0
PLAYOFF RECORD																				
16-17	15	181	21	48	.438	8	23	.348	11	13	.846	10	23	33	16	14-0	9	3	61	4.1
17-18	6	16	1	2	.500	0	1	.000	2	2	1.000	1	2	3	0	1-0	2	0	4	0.7
TOTALS	21	197	22	50	.440	8	24	.333	13	15	.867	11	25	36	16	15-0	11	3	65	3.1
JACK McCLOSKEY																				
52-53	1	16	3	9	.333	—	—	—	0	0	—	—	—	3	1	2-0	—	—	6	6.0
BEN McDONALD																				
HT: 6'7" WT: 185 UNLV BORN: OCTOBER 25, 1995																				
86-87	63	1284	164	360	.456	1	8	.125	24	38	.632	63	120	183	84	200-5	27	8	353	5.6
87-88	81	2039	258	552	.467	9	35	.257	87	111	.784	133	202	335	138	246-4	39	8	612	7.6
88-89	11	103	13	19	.684	0	0	—	9	15	.600	4	8	12	5	11-0	4	0	35	3.2
TOTALS	155	3426	435	931	.467	10	43	.233	120	164	.732	200	330	530	227	457-9	70	16	1000	6.5
PLAYOFF RECORD																				
86-87	5	45	1	11	.091	0	2	.000	0	0	—	2	4	6	9	7-0	2	0	2	0.4
88-89	5	40	2	10	.200	0	3	.000	2	4	.500	4	4	8	1	8-0	3	1	6	1.2
TOTALS	10	85	3	21	.143	0	5	.000	2	4	.500	6	8	14	10	15-0	5	1	8	0.8
HANK McDOWELL																				
HT: 6'9" WT: 215 MEMPHIS STATE BORN: NOVEMBER 13, 1959																				
81-82	30	335	34	84	.405	0	0	—	27	41	.659	41	59	100	20	52-1	6	8	95	3.2
82-83	14	130	13	29	.448	0	0	—	14	18	.778	15	15	30	4	26-0	2	4	40	2.9
TOTALS	44	465	47	113	.416	0	0	—	41	59	.695	56	74	130	24	78-1	8	12	135	3.1
JAVALE McGEE																				
HT: 7'0" WT: 270 NEVADA BORN: JANUARY 19, 1988																				
16-17	77	739	208	319	.652	0	3	.000	56	111	.505	100	144	244	17	109-0	19	67	472	6.1
17-18	65	615	136	219	.621	0	6	.000	38	52	.731	59	110	169	33	91-1	21	57	310	4.8
TOTALS	142	1354	344	538	.639	0	9	.000	94	163	.577	159	254	413	50	200-1	40	124	782	5.5
PLAYOFF RECORD																				
16-17	16	149	41	56	.732	0	0	—	13	18	.722	22	26	48	4	31-0	2	15	95	5.9
17-18	13	158	39	58	.672	0	1	.000	6	9	.667	16	26	42	4	20-0	3	11	84	6.5
TOTALS	29	307	80	114	.702	0	1	.000	19	27	.704	38	52	90	8	51-0	5	26	179	6.2
DOMINIC McGUIRE																				
HT: 6'9" WT: 235 FRESNO STATE BORN: OCTOBER 20, 1985																				
11-12	64	1127	94	210	.448	0	4	.000	39	53	.736	73	173	246	110	104-1	44	36	227	3.5
ALFONZO McKINNIE																				
HT: 6'8" WT: 215 WISCONSIN-GREEN BAY BORN: SEPTEMBER 17, 1992																				
18-19	72	1003	134	275	.487	42	118	.356	27	48	.563	81	166	247	31	134-0	18	15	337	4.7
PLAYOFF RECORD																				
18-19	22	235	26	59	.441	10	32	.313	4	10	.400	17	33	50	4	32-0	2	1	66	3.0
MCCOY McLEMORE																				
HT: 6'7" WT: 230 DRAKE BORN: APRIL 3, 1942																				
64-65	78	1731	244	725	.337	—	—	—	157	220	.714	—	—	488	81	224-6	—	—	645	8.3
65-66	80	1467	225	528	.426	—	—	—	142	191	.743	—	—	488	55	197-4	—	—	592	7.4
TOTALS	158	3198	469	1253	.374	—	—	—	299	411	.727	—	—	976	136	421-10	—	—	1237	7.8
KEITH McLEOD																				
HT: 6'2" WT: 190 BOWLING GREEN BORN: NOVEMBER 5, 1979																				
06-07	26	379	41	105	.390	9	23	.391	47	53	.887	3	18	21	45	21-0	17	3	138	5.3
BOB McNEIL																				
HT: 6'1" WT: 180 ST. JOSEPH'S (PA) BORN: OCTOBER 22, 1938																				
61-62	50	441	56	136	.412	—	—	—	26	34	.765	—	—	56	89	56-0	—	—	138	2.8
LARRY McNEILL																				
HT: 6'9" WT: 195 MARQUETTE BORN: JANUARY 31, 1951																				
76-77	16	137	29	61	.475	—	—	—	28	31	.903	18	31	49	3	19-0	6	1	86	5.4
77-78	9	67	6	18	.333	—	—	—	15	19	.789	2	12	14	2	14-0	0	1	27	3.0
TOTALS	25	204	35	79	.443	—	—	—	43	50	.860	20	43	63	5	33-0	6	2	113	4.5
PLAYOFF RECORD																				
76-77	6	21	7	10	.700	—	—	—	2	4	.500	2	0	2	0	2-0	1	0	16	2.7
PAUL McPHERSON																				
HT: 6'2" WT: 225 DEPAUL BORN: JULY 31, 1978																				
00-01	22	287	62	120	.517	2	6	.333	24	34	.706	20	11	31	22	32-0	13	1	150	6.8
JOHN MENGELT																				
HT: 6'2" WT: 195 AUBURN BORN: OCTOBER 16, 1949																				
80-81	2	11	0	4	.000	0	0	—	0	0	—	0	0	0	2	0-0	0	0	0	0.0

WARRIORS ALL-TIME ROSTER



YEAR	G	MIN	FGM	FGA	PCT	3FG	3FGA	PCT	FTM	FTA	PCT	OFF	DEF	TOT	AST	PF-DQ	STL	BLK	PTS	AVG		
TOM MESCHERY																						
												HT: 6'6" WT: 215		ST. MARY'S (CA)		BORN: OCTOBER 26, 1938						
61-62	80	2509	375	929	.404	—	—	—	216	262	.824	—	—	729	145	370-15	—	—	966	12.1		
62-63	64	2245	397	935	.425	—	—	—	228	313	.728	—	—	624	104	249-11	—	—	1022	16.0		
63-64	80	2433	436	951	.458	—	—	—	207	295	.702	—	—	607	149	248-6	—	—	1079	13.5		
64-65	79	2408	361	917	.394	—	—	—	278	370	.751	—	—	655	106	279-6	—	—	1000	12.7		
65-66	80	2383	401	895	.448	—	—	—	224	293	.765	—	—	716	81	285-7	—	—	1026	12.8		
66-67	72	1846	293	706	.415	—	—	—	175	244	.717	—	—	549	94	264-8	—	—	761	10.6		
TOTALS	455	13,824	2263	5333	.424	—	—	—	1328	1777	.747	—	—	3890	679	1695-53	—	—	5854	12.9		
PLAYOFF RECORD																						
61-62	12	508	89	224	.397	—	—	—	63	73	.863	—	—	138	32	48-2	—	—	241	20.1		
63-64	12	405	80	181	.442	—	—	—	42	54	.778	—	—	87	21	37-0	—	—	202	16.8		
66-67	15	408	79	175	.451	—	—	—	35	46	.761	—	—	119	25	68-5	—	—	193	12.9		
TOTALS	39	1321	248	580	.428	—	—	—	140	173	.809	—	—	344	78	153-7	—	—	636	16.3		
ALL-STAR RECORD																						
1963	—	8	1	3	.333	—	—	—	1	2	.500	—	—	1	1	1-0	—	—	3	3.0		
EDWARD MIKAN																						
												HT: 6'8" WT: 230		DEPAUL		BORN: OCTOBER 20, 1925						
50-51	61	—	193	556	.347	—	—	—	137	189	.725	—	—	344	63	194-6	—	—	523	8.6		
51-52	66	1781	202	571	.354	—	—	—	116	148	.784	—	—	492	87	252-7	—	—	520	7.9		
TOTALS	127	1781	395	1127	.350	—	—	—	253	337	.751	—	—	836	150	446-13	—	—	1043	8.2		
PLAYOFF RECORD																						
50-51	2	—	6	26	.231	—	—	—	10	11	.909	—	—	21	3	6-	—	—	22	11.0		
51-52	3	—	7	22	.318	—	—	—	6	7	.857	—	—	20	2	15-	—	—	20	6.7		
TOTALS	5	—	13	48	.271	—	—	—	16	18	.889	—	—	41	5	21-	—	—	42	8.4		
AARON MILES																						
												HT: 6'11" WT: 175		KANSAS		BORN: APRIL 13, 1983						
05-06	19	118	6	18	.333	0	0	—	4	4	1.000	0	14	14	24	13-0	4	1	16	0.8		
CHRIS MILLS																						
												HT: 6'7" WT: 216		ARIZONA		BORN: JANUARY 25, 1970						
98-99	47	1395	186	453	.411	32	115	.278	79	96	.823	49	188	237	103	125-1	39	14	483	10.3		
99-00	20	649	123	292	.421	8	30	.267	68	84	.810	46	77	123	47	60-0	18	4	322	16.1		
00-01	15	493	71	191	.372	7	25	.280	31	36	.861	24	69	93	18	43-1	9	5	180	12.0		
01-02	66	1237	178	427	.417	48	127	.378	85	107	.794	51	139	190	72	120-0	31	13	489	7.4		
02-03	21	262	39	106	.368	7	25	.280	16	18	.889	19	31	50	22	29-0	7	3	101	4.8		
TOTALS	169	4036	597	1469	.406	102	322	.317	279	341	.818	189	504	693	262	277-2	104	39	1575	9.3		
DIRK MINNIEFIELD																						
												HT: 6'3" WT: 180		KENTUCKY		BORN: JANUARY 17, 1961						
87-88	11	202	25	48	.521	1	5	.200	14	23	.609	8	13	21	38	26-0	15	0	65	5.9		
BILL MLKVY																						
												HT: 6'4" WT: 190		TEMPLE		BORN: JANUARY 19, 1931						
52-53	31	608	75	246	.305	—	—	—	31	48	.646	—	—	101	62	54-1	—	—	181	5.8		
LEO MOGUS																						
												HT: 6'4" WT: 190		YOUNGSTOWN COLLEGE		BORN: APRIL 13, 1921						
49-50	64	—	172	434	.396	—	—	—	218	300	.727	—	—	—	99	169-	—	—	562	8.8		
50-51	57	—	43	122	.353	—	—	—	53	86	.616	—	—	102	32	60-0	—	—	139	2.4		
TOTALS	121	—	215	556	.387	—	—	—	271	386	.702	—	—	102	131	229-0	—	—	701	5.8		
PLAYOFF RECORD																						
49-50	2	—	3	18	.167	—	—	—	4	7	.571	—	—	—	7	10-0	—	—	10	5.0		
50-51	1	—	0	0	—	—	—	—	0	0	—	—	—	—	0	0-	—	—	0	0.0		
TOTALS	3	—	3	18	.167	—	—	—	4	7	.571	—	—	—	7	10-	—	—	10	3.3		
PAUL MOKESKI																						
												HT: 7'0" WT: 255		KANSAS		BORN: JANUARY 3, 1957						
90-91	36	257	21	59	.356	3	9	.333	12	15	.800	20	47	67	9	58-0	8	7	57	1.6		
PLAYOFF RECORD																						
90-91	3	8	1	1	1.000	0	0	—	0	0	—	0	2	2	1	4-0	1	0	2	0.7		
MOSES MOODY																						
												HT: 6'5" WT: 210		ARKANSAS		BORN: MAY 31, 2002						
21-22	52	607	80	183	.437	40	110	.364	28	36	.778	17	63	80	23	43-0	7	10	228	4.4		
PLAYOFF RECORD																						
21-22	13	105	15	28	.536	7	13	.538	4	6	.667	2	6	8	4	4-0	3	3	41	3.2		
HOWARD MONTGOMERY																						
												HT: 6'6" WT: 220		PAN AMERICAN		BORN: AUGUST 22, 1940						
62-63	20	364	65	153	.455	—	—	—	14	23	.609	—	—	66	21	35-1	—	—	144	7.2		
JAMES MOONEY																						
												HT: 6'5" WT: 212		VILLANOVA		BORN: JULY 8, 1930						
52-53	18	529	54	148	.365	—	—	—	27	40	.675	—	—	70	35	50-1	—	—	135	7.5		
JACK MOORE																						
												HT: 6'5" WT: 182		LA SALLE		BORN: SEPTEMBER 24, 1932						
54-55	23	376	44	115	.383	—	—	—	22	47	.468	—	—	105	20	62-2	—	—	110	4.8		
55-56	54	402	50	129	.388	—	—	—	32	53	.604	—	—	117	26	80-1	—	—	132	2.4		
56-57	57	400	43	106	.406	—	—	—	37	46	.804	—	—	116	21	75-1	—	—	123	2.2		
TOTALS	134	1178	137	350	.391	—	—	—	91	146	.623	—	—	338	67	217-4	—	—	365	2.7		

ALL-TIME ROSTER

WARRIORS ALL-TIME ROSTER

YEAR	G	MIN	FGM	FGA	PCT	3FG	3FGA	PCT	FTM	FTA	PCT	OFF	DEF	TOT	AST	PF-DQ	STL	BLK	PTS	AVG
JACK MOORE (CONTINUED...)																				
PLAYOFF RECORD																				
55-56	8	52	8	20	.400	—	—	—	2	6	.333	—	—	17	2	14-0	—	—	18	2.3
56-57	1	1	0	0	0	—	—	—	0	0	—	—	—	0	0	0-0	—	—	0	0.0
TOTALS	9	53	8	20	.400	—	—	—	2	6	.333	—	—	17	2	14-0	—	—	18	2.0
MIKKI MOORE																				
															HT: 6'11" WT: 225 NEBRASKA BORN: NOVEMBER 4, 1975					
09-10	23	406	54	90	.600	0	0	—	7	11	.636	26	43	69	36	60-0	5	3	115	5.0
11-12	7	118	9	20	.450	0	0	—	6	7	.857	7	15	22	5	24-0	3	3	24	3.4
TOTALS	30	524	63	110	.573	0	0	—	13	18	.722	33	58	91	41	84-0	8	16	139	4.6
ELMORE MORGENTHALER																				
															HT: 7'1" WT: 230 BOSTON COLLEGE BORN: AUGUST 3, 1922					
48-49	20	—	15	39	.385	—	—	—	12	18	.667	—	—	—	7	18-	—	—	35	2.1
ANTHONY MORROW																				
															HT: 6'5" WT: 210 GEORGIA TECH BORN: SEPTEMBER 27, 1985					
08-09	67	1515	255	534	.478	86	184	.467	80	92	.870	78	121	199	82	130-0	35	12	676	10.1
09-10	69	2018	329	703	.468	140	307	.456	101	114	.886	61	198	259	104	158-0	65	16	899	13.0
TOTALS	136	3533	584	1237	.472	226	491	.460	181	206	.879	139	319	458	184	288-0	100	28	1575	11.6
DWAYNE MORTON																				
															HT: 6'7" WT: 195 LOUISVILLE BORN: AUGUST 10, 1971					
94-95	41	395	50	129	.388	9	25	.360	58	85	.682	21	37	58	18	45-1	11	15	167	4.1
PERRY MOSS																				
															HT: 6'2" WT: 185 NORTHEASTERN BORN: NOVEMBER 11, 1958					
86-87	64	698	91	207	.440	1	14	.071	49	69	.710	29	66	95	90	96-0	42	3	232	3.6
PLAYOFF RECORD																				
86-87	8	45	8	14	.571	1	1	1.000	8	9	.889	2	3	5	5	5-0	6	0	25	3.1
MYCHAL MULDER																				
															HT: 6'4" WT: 193 KENTUCKY BORN: JUNE 12, 1994					
19-20	7	204	26	67	.388	16	52	.308	9	12	.750	3	20	23	8	20-0	2	1	72	11.0
20-21	60	766	119	265	.449	85	214	.397	14	22	.636	8	52	60	26	56-0	12	12	337	5.6
TOTALS	67	969	145	332	.437	101	266	.380	23	34	.676	11	72	83	34	76-0	14	13	414	6.2
CHRIS MULLIN																				
															HT: 6'7" WT: 215 ST. JOHN'S BORN: JULY 30, 1963					
85-86	55	1391	287	620	.463	5	27	.185	189	211	.896	42	73	115	105	130-1	70	23	768	14.0
86-87	82	2377	477	928	.514	19	63	.302	269	326	.825	39	142	181	261	217-1	98	36	1242	15.1
87-88	60	2033	470	926	.508	34	97	.351	239	270	.885	58	147	205	290	136-3	113	32	1213	20.5
88-89	82	3093	830	1630	.509	23	100	.230	493	553	.892	152	331	483	415	178-1	176	39	2176	26.5
89-90	78	2830	682	1272	.536	87	234	.372	505	568	.889	130	333	463	319	142-1	123	45	1956	25.1
90-91	82	3315	777	1449	.536	40	133	.301	513	580	.884	141	302	443	329	176-2	173	63	2107	25.7
91-92	81	3346	830	1584	.524	64	175	.366	350	420	.833	127	323	450	286	171-1	173	62	2074	25.6
92-93	46	1902	474	930	.510	60	13	.451	183	226	.810	42	190	232	166	76-0	68	41	1191	25.9
93-94	62	2324	410	869	.472	55	151	.364	165	219	.753	64	281	345	315	114-0	107	53	1040	16.8
94-95	25	890	170	348	.489	42	93	.452	94	107	.879	25	90	115	125	53-0	38	19	476	19.0
95-96	55	1617	269	539	.499	59	150	.393	137	160	.856	44	115	159	194	127-0	75	32	734	13.3
96-97	79	2733	438	792	.553	83	202	.411	184	213	.864	75	242	317	322	155-0	130	33	1143	14.5
00-01	20	374	36	106	.340	19	52	.365	24	28	.857	10	31	41	19	28-0	16	10	115	5.8
TOTALS	807	28,225	6150	11,993	.513	590	1610	.366	3345	3871	.864	949	2600	3549	3146	1703-10	1360	488	16,235	20.1
PLAYOFF RECORD																				
86-87	10	262	49	98	.500	3	4	.750	12	16	.750	2	13	15	23	31-0	9	2	113	11.3
88-89	8	341	88	163	.540	1	8	.125	58	67	.866	11	36	47	36	19-0	14	11	235	29.4
90-91	8	366	69	131	.527	9	13	.692	43	50	.860	9	49	58	23	23-0	15	12	190	23.8
91-92	4	168	27	63	.429	4	12	.333	13	14	.929	3	9	12	12	8-0	5	2	71	17.8
93-94	3	135	30	51	.588	6	12	.500	10	11	.909	4	10	14	11	4-0	0	5	76	25.3
TOTALS	33	1272	263	506	.520	23	49	.469	136	158	.861	29	117	146	105	85-0	43	32	685	20.8
ALL-STAR RECORD																				
1989	--	14	1	4	.250	0	0	—	2	2	1.000	2	0	2	2	0-0	0	0	4	—
1990	--	16	1	5	.200	0	0	—	1	2	.500	1	2	3	1	0-0	2	1	3	—
1991	--	24	4	8	.500	1	1	1.000	4	4	1.000	0	2	3	2	2-0	2	0	13	—
1992	--	24	6	7	.857	1	1	1.000	0	0	.000	0	1	1	3	0-0	0	0	13	—
1993	Selected (Did not play, Injured)																			
TOTALS	4	78	12	24	.500	2	2	1.000	7	8	.875	3	5	8	8	2-0	4	1	33	8.5
JEFF MULLINS																				
															HT: 6'4" WT: 200 DUKE BORN: MARCH 18, 1942					
66-67	77	1835	421	919	.458	—	—	—	150	214	.701	—	—	388	226	195-5	—	—	992	12.9
67-68	79	2805	610	1391	.439	—	—	—	273	344	.794	—	—	447	351	271-2	—	—	1493	18.9
68-69	78	2916	697	1517	.459	—	—	—	381	452	.843	—	—	460	339	251-4	—	—	1775	22.8
69-70	74	2861	656	1426	.460	—	—	—	320	378	.847	—	—	382	360	240-4	—	—	1632	22.1
70-71	75	2909	630	1308	.482	—	—	—	302	358	.844	—	—	341	332	246-5	—	—	1562	20.8
71-72	80	3214	685	1466	.467	—	—	—	350	441	.794	—	—	444	471	260-5	—	—	1720	21.5
72-73	81	3005	651	1321	.493	—	—	—	143	172	.831	—	—	363	337	201-2	—	—	1445	17.8
73-74	77	2498	541	1114	.473	—	—	—	168	192	.875	86	190	276	305	214-2	69	22	1250	16.2
74-75	66	1141	234	514	.455	—	—	—	71	87	.816	46	77	123	153	123-0	57	14	539	8.2
75-76	29	311	58	120	.483	—	—	—	23	29	.793	12	20	32	39	36-0	14	1	139	4.8
TOTALS	716	23,495	5183	11,126	.466	—	—	—	2181	2667	.818	144	287	3256	2913	2037-29	140	37	12,547	17.6

ALL-TIME ROSTER

WARRIORS ALL-TIME ROSTER



YEAR	G	MIN	FGM	FGA	PCT	3FG	3FGA	PCT	FTM	FTA	PCT	OFF	DEF	TOT	AST	PF-DQ	STL	BLK	PTS	AVG		
JEFF MULLINS (CONTINUED...)																						
PLAYOFF RECORD																						
66-67	15	498	109	242	.450	—	—	—	47	59	.797	—	—	91	58	53-3	—	—	265	17.7		
67-68	10	390	110	211	.521	—	—	—	31	43	.721	—	—	44	49	36-2	—	—	251	25.1		
68-69	6	180	39	96	.406	—	—	—	8	11	.727	—	—	18	23	16-0	—	—	86	14.3		
70-71	5	205	30	85	.353	—	—	—	22	25	.880	—	—	32	24	13-0	—	—	82	16.4		
71-72	5	203	31	72	.431	—	—	—	12	13	.923	—	—	24	29	11-0	—	—	74	14.8		
72-73	11	409	72	168	.429	—	—	—	21	29	.724	—	—	46	43	32-0	—	—	165	15.0		
74-75	17	313	60	123	.488	—	—	—	18	31	.581	16	19	35	29	43-0	10	1	138	8.1		
75-76	8	33	6	16	.375	—	—	—	0	0	—	3	1	4	3	8-0	2	1	12	1.5		
TOTALS	77	2231	457	1013	.451	—	—	—	159	211	.754	19	20	294	258	212-5	12	2	1073	13.9		
ALL-STAR RECORD																						
1969	—	25	7	14	.500	—	—	—	0	0	—	—	—	4	5	4-0	—	—	14	—		
1970	—	14	4	6	.667	—	—	—	0	0	—	—	—	1	1	2-0	—	—	8	—		
1971	—	3	0	0	—	—	—	—	0	0	—	—	—	0	0	0-0	—	—	0	—		
TOTALS	3	42	11	20	.550	—	—	—	0	0	—	—	—	5	6	6-0	—	—	22	7.3		
JOHN MURPHY																						
46-47	11	—	3	5	.200	—	—	—	2	3	.667	—	—	—	—	—	—	—	—	8	0.7	
															HT: 6'2" WT: 175	BORN: SEPTEMBER 13, 1924						
TOD MURPHY																						
93-94	2	10	0	0	—	0	0	—	0	0	—	0	1	1	1	2-0	0	0	0	0.0		
															HT: 6'9" WT: 235	U.C. IRVINE		BORN: DECEMBER 24, 1963				
TROY MURPHY																						
01-02	82	1448	178	423	.421	3	9	.333	121	156	.776	99	223	322	70	217-2	36	21	480	5.9		
02-03	79	2510	338	749	.451	3	14	.214	244	290	.841	228	578	806	106	246-1	65	30	923	11.7		
03-04	28	610	107	243	.440	5	17	.294	60	80	.750	48	125	173	20	58-1	12	17	279	10.0		
04-05	70	2375	392	947	.414	59	148	.399	233	319	.730	251	505	756	97	190-2	53	33	1076	15.4		
05-06	74	2516	363	838	.433	58	181	.320	251	319	.787	195	548	743	101	191-2	47	26	1035	14.0		
06-07	26	667	81	180	.450	22	59	.373	47	66	.712	37	120	157	60	63-0	21	17	231	8.9		
TOTALS	359	10126	1459	3380	.432	150	428	.350	956	1230	.777	858	2099	2957	454	1065-8	234	144	4024	11.2		
KEN MURRAY																						
54-55	66	1590	187	535	.350	—	—	—	98	120	.760	—	—	—	—	—	—	—	—	472	7.2	
															HT: 6'2" WT: 195	ST. BONAVENTURE		BORN: APRIL 20, 1928				
ANGELO MUSI																						
46-47	60	—	230	818	.281	—	—	—	102	123	.829	—	—	—	—	26	120	—	—	562	9.4	
47-48	43	—	134	485	.276	—	—	—	51	73	.600	—	—	—	—	10	56	—	—	319	7.4	
48-49	58	—	194	618	.314	—	—	—	90	119	.756	—	—	—	—	81	108	—	—	478	8.2	
TOTALS	161	—	558	1921	.290	—	—	—	243	315	.771	—	—	—	—	117	284	—	—	1359	8.4	
PLAYOFF RECORD																						
46-47	10	—	48	160	.300	—	—	—	21	29	.724	—	—	—	—	5	27	—	—	117	11.7	
47-48	13	—	26	129	.202	—	—	—	21	28	.750	—	—	—	—	11	30	—	—	73	5.6	
48-49	2	—	3	17	.176	—	—	—	2	2	1.000	—	—	—	—	0	1	—	—	8	4.0	
TOTALS	25	—	77	306	.252	—	—	—	44	59	.746	—	—	—	—	16	58	—	—	198	7.9	
EDUARDO NAJERA																						
04-05	42	610	70	172	.407	6	15	.400	29	45	.644	53	65	118	37	71-0	18	10	175	4.2		
															HT: 6'8" WT: 235	OKLAHOMA		BORN: JULY 11, 1976				
CHARLES "COTTON" NASH																						
64-65	20	190	33	88	.375	—	—	—	18	20	.900	—	—	—	—	48	9	27-0	—	84	4.2	
															HT: 6'5" WT: 225	KENTUCKY		BORN: JULY 24, 1942				
WILLIE NAULLS																						
62-63	47	1225	215	512	.420	—	—	—	88	111	.793	—	—	—	—	315	58	—	—	518	11.0	
															HT: 6'6" WT: 225	UCLA		BORN: OCTOBER 7, 1934				
ED NEALY																						
92-93	30	229	16	46	.348	7	22	.318	7	10	.700	8	40	48	13	35-0	9	1	46	1.5		
															HT: 6'7" WT: 240	KANSAS STATE		BORN: FEBRUARY 19, 1960				
NEMANJA NEDOVIC																						
13-14	24	142	8	39	.205	3	18	.167	7	8	.875	3	12	15	13	13-0	0	1	26	1.1		
PLAYOFF RECORD																						
13-14	1	0	0	0	---	0	0	---	0	0	---	0	0	0	0	1-0	0	0	0	0.0		
DEMARCUS NELSON																						
08-09	13	171	24	54	.444	0	3	.000	5	14	.357	6	18	24	13	24-0	9	2	53	4.1		
															HT: 6'4" WT: 200	DUKE		BORN: NOVEMBER 2, 1985				
PAUL NEUMANN																						
64-65	36	934	152	338	.450	—	—	—	86	119	.723	—	—	—	—	96	94	99-2	—	390	10.8	
65-66	66	1729	343	817	.420	—	—	—	265	317	.837	—	—	—	—	208	184	174-0	—	951	14.4	
66-67	78	2421	386	911	.424	—	—	—	312	390	.800	—	—	—	—	272	342	266-5	—	1034	13.9	
TOTALS	180	5084	881	2066	.426	—	—	—	663	826	.803	—	—	—	—	576	620	539-7	—	2425	13.5	
PLAYOFF RECORD																						
66-67	15	254	29	88	.330	—	—	—	35	47	.745	—	—	—	—	17	34	50-0	—	93	6.2	

ALL-TIME ROSTER

WARRIORS ALL-TIME ROSTER

YEAR	G	MIN	FGM	FGA	PCT	3FG	3FGA	PCT	FTM	FTA	PCT	OFF	DEF	TOT	AST	PF-DQ	STL	BLK	PTS	AVG
JIM NOLAN																				
															HT: 6'8" WT: 210 GEORGIA TECH BORN: JUNE 9, 1927					
49-50	5	—	4	21	.190	—	—	—	0	0	—	—	—	—	4	14-	—	—	8	1.6
ZACH NORVELL JR.																				
															HT: 6'5" WT: 205 GONZAGA BORN: DECEMBER 9, 1997					
19-20	3	36	3	11	.273	3	8	.375	1	1	1.000	0	5	5	3	4-0	2	0	10	3.3
MIKE NOVAK																				
															HT: 6'9" WT: 220 LOYOLA (IL) BORN: APRIL 23, 1915					
49-50	55	—	36	138	.261	—	—	—	24	46	.522	—	—	—	57	129-	—	—	96	1.7
BOB O'BRIEN																				
															HT: 6'4" WT: 190 PEPPERDINE BORN: JANUARY 26, 1927					
47-48	22	—	17	81	.210	—	—	—	15	26	.577	—	—	—	1	40-	—	—	49	2.2
48-49	24	—	10	50	.200	—	—	—	12	3	.375	—	—	—	9	32-	—	—	32	1.3
TOTALS	46	—	27	131	.206	—	—	—	27	58	.466	—	—	—	10	72-	—	—	81	1.8
PLAYOFF RECORD																				
47-48	9	—	9	38	.237	—	—	—	10	15	.667	—	—	—	3	13-	—	—	28	3.1
PATRICK O'BRYANT																				
															HT: 7'0" WT: 250 BRADLEY BORN: JUNE 20, 1986					
06-07	16	119	10	32	.313	0	0	—	11	17	.647	7	14	21	9	26-0	6	8	31	1.9
07-08	24	99	16	29	.552	0	0	—	3	5	.600	10	19	29	4	27-1	4	9	35	1.5
TOTALS	40	218	26	61	.426	0	0	—	14	22	.636	17	33	50	13	53-1	10	17	66	1.7
JERMAINE O'NEAL																				
															HT: 6'11" WT: 226 EAU CLAIRE HS BORN: OCTOBER 13, 1978					
13-14	44	883	125	248	.504	0	0	---	99	132	.750	85	157	242	25	102-0	14	40	349	7.9
PLAYOFF RECORD																				
13-14	7	84	18	32	.563	0	0	---	6	8	.750	12	12	24	1	12-0	1	3	42	6.0
RALPH OGDEN																				
															HT: 6'5" WT: 205 SANTA CLARA BORN: JANUARY 25, 1948					
70-71	32	162	17	71	.237	—	—	—	8	17	.667	—	—	32	9	17-0	—	—	42	1.3
PLAYOFF RECORD																				
70-71	2	15	1	5	.200	—	—	—	4	4	1.000	—	—	4	1	0-0	—	—	6	3.0
DEAN OLIVER																				
															HT: 5'11" WT: 175 IOWA BORN: NOVEMBER 5, 1978					
01-02	20	139	17	46	.370	2	13	.154	6	9	.667	0	8	8	21	16-1	3	0	42	2.1
02-03	15	93	7	29	.241	1	6	.167	7	8	.875	8	8	16	23	9-0	7	0	22	1.5
TOTALS	35	232	24	75	.320	3	19	.158	13	17	.765	8	16	24	44	25-1	10	0	64	1.8
ENOCH "BUD" OLSEN																				
															HT: 6'8" WT: 230 LOUISVILLE BORN: JULY 25, 1940					
65-66	55	566	78	185	.422	—	—	—	38	85	.447	—	—	179	18	77-1	—	—	194	3.4
66-67	40	348	75	167	.449	—	—	—	23	58	.387	—	—	103	32	51-1	—	—	173	4.3
TOTALS	95	914	153	352	.435	—	—	—	61	143	.427	—	—	282	50	128-2	—	—	367	3.9
PLAYOFF RECORD																				
66-67	4	14	4	13	.308	—	—	—	0	2	.000	—	—	9	1	2-0	—	—	8	2.0
KELLY OUBRE JR.																				
															HT: 6'6" WT: 192 KANSAS BORN: DECEMBER 9, 1995					
20-21	55	1687	318	724	.439	90	285	.316	123	177	.695	82	247	329	73	121-0	57	42	849	15.4
CLAUDE OVERTON																				
															HT: 6'2" WT: 195 EAST CENTRAL OKLAHOMA BORN: DECEMBER 16, 1927					
52-53	15	182	19	75	.253	0	0	—	20	30	.667	—	—	25	15	25-0	—	—	58	3.9
BILLY OWENS																				
															HT: 6'9" WT: 225 SYRACUSE BORN: MAY 1, 1969					
91-92	80	2510	468	891	.525	1	9	.111	204	312	.654	242	396	639	188	276-4	90	65	1141	14.3
93-93	37	1201	247	493	.501	1	11	.091	117	183	.639	108	156	264	144	105-1	35	28	612	16.5
93-94	79	2738	492	971	.507	3	15	.200	199	326	.610	230	410	640	326	269-5	83	60	1186	15.0
99-00	16	386	38	100	.380	2	7	.286	25	42	.595	36	73	109	38	47-0	7	5	103	6.4
TOTALS	212	6835	1245	2455	.507	7	42	.167	545	863	.632	617	1035	1652	696	697-0	215	158	3042	14.3
PLAYOFF RECORD																				
91-92	4	157	30	57	.526	0	0	—	17	27	.630	13	20	33	13	14-0	8	2	77	19.3
93-94	3	127	25	50	.500	0	1	.000	9	12	.750	12	18	30	13	11-0	4	2	59	19.7
TOTALS	7	284	55	107	.514	0	1	.000	26	39	.667	25	38	63	26	25-0	12	4	136	19.4
RAY OWENS																				
															HT: 6'9" WT: 224 ARIZONA BORN: DECEMBER 11, 1972					
96-97	57	592	75	180	.417	1	5	.200	26	46	.565	64	99	163	15	86-1	15	20	177	3.1
ZAZA PACHULIA																				
															HT: 6'11" WT: 270 REPUBLIC OF GEORGIA BORN: FEBRUARY 10, 1984					
16-17	70	1268	164	307	.534	0	2	.000	98	126	.778	140	270	410	132	166-1	59	33	426	6.1
17-18	69	972	149	264	.564	0	1	.000	75	93	.806	89	232	321	109	122-0	38	17	373	5.4
TOTALS	139	2240	313	571	.548	0	3	.000	173	219	.790	229	502	731	241	288-1	97	50	799	5.7
PLAYOFF RECORD																				
16-17	15	212	32	60	.533	0	1	.000	13	17	.765	18	39	57	12	32-0	8	4	77	5.1
17-18	7	26	4	7	.571	0	0	---	9	12	.750	6	6	12	1	1-0	3	1	17	2.4
TOTALS	22	238	36	67	.537	0	1	.000	22	29	.759	24	45	69	13	33-0	11	5	94	4.3

WARRIORS ALL-TIME ROSTER



YEAR	G	MIN	FGM	FGA	PCT	3FG	3FGA	PCT	FTM	FTA	PCT	OFF	DEF	TOT	AST	PF-DQ	STL	BLK	PTS	AVG		
JEREMY PARHAM																	HT: 6'2" WT: 219		GONZAGA		BORN: MARCH 17, 1986	
19-20	3	44	11	22	.500	3	7	.429	0	1	.000	1	2	3	8	8-0	1	0	25	8.3		
EASY PARHAM																	HT: 6'3" WT: 200		TEXAS WESLEYAN		BORN: DECEMBER 27, 1921	
50-51	7	—	3	7	.429	—	—	—	4	9	.444	—	—	12	3	5-0	—	—	10	1.4		
ROBERT PARISH																	HT: 7'0" WT: 230		CENTENARY		BORN: AUGUST 30, 1953	
76-77	77	1384	288	573	.503	—	—	—	121	171	.708	201	342	543	74	224-7	55	94	697	9.1		
77-78	82	1969	430	911	.472	—	—	—	165	264	.625	211	469	680	95	291-10	79	123	1025	12.5		
78-79	79	2411	554	1110	.499	—	—	—	196	281	.698	265	651	916	115	303-10	100	217	1304	17.2		
79-80	72	2119	510	1006	.507	0	1	.000	203	284	.715	247	536	783	122	248-6	58	115	1223	17.0		
TOTALS	307	7883	1782	3600	.495	0	1	.000	685	1000	.685	242	1998	2922	406	1066-33	272	549	4249	13.8		
PLAYOFF RECORD																						
76-77	10	239	52	108	.481	—	—	—	17	26	.654	43	60	103	11	42-1	7	11	121	12.1		
ROBERT "SONNNY" PARKER																	HT: 6'6" WT: 200		TEXAS A & M		BORN: MARCH 22, 1955	
76-77	65	889	154	292	.527	—	—	—	71	92	.772	85	88	173	59	77-0	53	26	379	5.8		
77-78	82	2069	406	783	.519	—	—	—	122	173	.705	162	222	389	155	186-0	135	36	934	11.4		
78-79	79	2893	512	1019	.502	—	—	—	175	222	.788	164	280	444	291	187-0	144	33	1199	15.2		
79-80	82	2849	483	988	.489	0	2	.000	237	302	.785	166	298	464	254	195-2	173	32	1203	14.7		
80-81	73	1317	191	388	.492	0	0	—	94	128	.734	101	93	194	106	112-0	67	13	476	6.5		
81-82	71	899	116	245	.473	0	0	—	48	72	.667	73	104	177	89	101-0	39	11	280	3.9		
TOTALS	452	10,916	1862	3715	.501	0	2	.000	747	989	.755	751	1085	1841	954	858-2	611	151	4471	9.9		
PLAYOFF RECORD																						
76-77	10	120	19	36	.528	—	—	—	4	4	1.000	9	19	28	9	9-0	5	2	42	4.2		
CHEROKEE PARKS																	HT: 6'11" WT: 240		DUKE		BORN: OCTOBER 11, 1972	
03-04	12	64	4	10	.400	0	0	—	4	6	.667	4	6	10	1	7-0	0	3	12	1.0		
CHARLIE PARSLEY																	HT: 6'2" WT: 175		WESTERN KENTUCKY		BORN: OCTOBER 13, 1925	
48-49	9	—	8	31	.258	—	—	—	6	7	.857	—	—	—	8	7-0	—	—	22	2.4		
ERIC PASCHALL																	HT: 6'6" WT: 264		VILLANOVA		BORN: NOVEMBER 4, 1996	
19-20	60	1654	318	640	.497	37	129	.287	164	212	.774	82	193	275	127	125-2	32	13	837	14.0		
20-21	40	695	148	298	.497	18	54	.333	67	94	.713	28	100	128	51	68-0	12	7	381	9.5		
TOTALS	100	2349	466	938	.497	55	183	.301	231	306	.755	110	293	403	178	193-2	44	20	1218	12.2		
JOHN PAYAK																	HT: 6'4" WT: 174		BOWLING GREEN		BORN: NOVEMBER 20, 1926	
49-50	17	—	12	32	.375	—	—	—	13	21	.619	—	—	—	8	18-0	—	—	37	2.2		
GARY PAYTON II																	HT: 6'2" WT: 191		OREGON STATE		BORN: DECEMBER 1, 1992	
20-21	10	40	10	13	.769	2	4	.500	3	4	.750	2	9	11	1	8-0	6	1	25	2.5		
21-22	71	1248	212	344	.616	43	120	.358	35	58	.603	72	175	247	64	131-1	96	22	502	7.1		
TOTALS	81	1288	222	357	.622	45	124	.363	38	62	.613	74	184	258	65	139-1	102	23	527	6.5		
PLAYOFF RECORD																						
21-22	12	203	29	44	.659	8	15	.533	12	18	.667	13	24	37	16	23-0	14	7	78	6.5		
MEL PAYTON																	HT: 6'4" WT: 185		TULANE		BORN: JULY 16, 1926	
51-52	45	471	54	140	.386	—	—	—	21	28	.750	—	—	83	45	68-2	—	—	129	2.9		
PLAYOFF RECORD																						
51-52	3	—	1	2	.500	—	—	—	2	2	1.000	—	—	3	1	6-	—	—	4	1.3		
KOSTA PEROVIC																	HT: 7'2" WT: 240		SERBIA		BORN: FEBRUARY 19, 1985	
07-08	7	38	3	10	.300	0	0	—	4	6	.667	6	7	13	1	6-0	0	2	10	1.4		
JIM PETERSEN																	HT: 6'10" WT: 235		MINNESOTA		BORN: FEBRUARY 22, 1962	
89-90	43	592	60	141	.426	0	1	.000	52	73	.712	49	111	160	23	103-0	17	20	172	4.0		
90-91	62	834	114	236	.483	1	4	.250	50	76	.658	69	131	200	27	153-2	13	41	279	4.5		
91-92	27	169	18	40	.450	0	2	.000	7	10	.700	12	33	45	9	35-0	5	6	43	1.6		
TOTALS	132	1595	192	417	.460	1	7	.143	109	159	.686	130	275	405	59	291-2	35	67	494	3.7		
PLAYOFF RECORD																						
90-91	9	117	12	17	.706	0	0	—	5	8	.625	4	23	27	3	35-1	2	4	29	3.2		
JAMES PHELAN																	HT: 6'11" WT: 175		LA SALLE		BORN: MARCH 19, 1929	
53-54	4	33	0	6	.000	—	—	—	3	6	.500	—	—	5	2	9-0	—	—	3	0.8		
ANDREW "ANDY" PHILLIP																	HT: 6'3" WT: 200		ILLINOIS		BORN: MARCH 7, 1922	
50-51	66	—	275	690	.399	—	—	—	190	253	.751	—	—	446	414	221-8	—	—	740	11.2		
51-52	66	2933	279	762	.366	—	—	—	232	308	.753	—	—	434	539	218-6	—	—	790	12.0		
TOTALS	132	2933	554	1452	.382	—	—	—	422	561	.752	—	—	880	953	439-14	—	—	1530	11.6		
PLAYOFF RECORD																						
50-51	3	—	6	15	.400	—	—	—	3	6	.500	—	—	15	14	9-	—	—	15	7.5		
51-52	3	122	8	19	.421	—	—	—	19	24	.792	—	—	14	22	16-1	—	—	35	11.7		
TOTALS	5	122	14	34	.412	—	—	—	22	30	.733	—	—	29	36	25-1	—	—	50	10.0		

WARRIORS ALL-TIME ROSTER

YEAR	G	MIN	FGM	FGA	PCT	3FG	3FGA	PCT	FTM	FTA	PCT	OFF	DEF	TOT	AST	PF-DQ	STL	BLK	PTS	AVG
ANDREW "ANDY" PHILLIP (CONTINUED...)																				
ALL-STAR RECORD																				
1951	—	—	3	8	.375	—	—	—	0	0	—	—	—	10	8	1-0	—	—	6	—
1952	—	30	4	6	.667	—	—	—	3	3	1.000	—	—	3	6	1-0	—	—	11	—
TOTALS	2	30	7	14	.500	—	—	—	3	3	1.000	—	—	13	14	2-0	—	—	17	8.5
GARY PHILLIPS																				
															HT: 6'3" WT: 189 HOUSTON BORN: DECEMBER 7, 1939					
62-63	75	1801	256	643	.398	—	—	—	97	157	.638	—	—	225	137	185-7	—	—	609	8.1
63-64	66	2010	256	691	.370	—	—	—	146	218	.670	—	—	248	203	245-8	—	—	658	10.0
64-65	73	1541	198	553	.358	—	—	—	120	199	.603	—	—	189	148	184-3	—	—	516	7.1
65-66	67	867	106	303	.350	—	—	—	54	87	.621	—	—	134	113	97-0	—	—	266	4.0
TOTALS	281	6219	816	2190	.373	—	—	—	417	656	.636	—	—	796	601	711-8	—	—	2049	7.3
PLAYOFF RECORD																				
63-64	11	256	35	97	.361	—	—	—	26	40	.650	—	—	24	20	36-2	—	—	96	8.7
RICKY PIERCE																				
															HT: 6'4" WT: 215 RICE BORN: AUGUST 19, 1959					
94-95	27	673	111	254	.437	23	70	.329	93	106	.877	12	52	64	40	38-0	22	2	338	12.5
MICKAEEL PIETRUS																				
															HT: 6'6" WT: 215 FRANCE BORN: FEBRUARY 7, 1982					
03-04	53	748	96	231	.416	35	105	.333	52	75	.693	48	71	119	27	100-1	32	12	279	5.3
04-05	67	1340	214	501	.427	67	195	.344	141	202	.698	65	124	189	82	139-2	46	18	636	9.5
05-06	52	1179	169	418	.404	56	176	.318	87	143	.608	58	105	163	44	132-0	33	10	481	9.3
06-07	72	1937	286	586	.488	93	240	.388	136	210	.648	81	246	327	62	220-1	48	55	801	11.1
07-08	66	1316	170	387	.439	66	183	.361	66	98	.673	67	175	242	49	200-4	66	43	472	7.2
TOTALS	310	6520	935	2123	.440	317	899	.353	482	728	.662	319	721	1040	264	791-8	225	138	2669	8.6
PLAYOFF RECORD																				
06-07	11	209	17	49	.347	7	27	.259	25	36	.694	13	29	42	6	32-1	5	9	66	6.0
GARY PLUMMER																				
															HT: 6'9" WT: 215 BOSTON UNIVERSITY BORN: FEBRUARY 21, 1962					
84-85	66	702	92	232	.397	1	4	.250	65	92	.707	54	80	134	26	127-1	15	14	250	3.8
RALPH POLSON																				
															HT: 6'8" WT: 205 WHITWORTH BORN: OCTOBER 26, 1924					
52-53	49	810	65	179	.363	—	—	—	61	96	.635	—	—	211	24	102-5	—	—	191	3.9
JORDAN POOLE																				
															HT: 6'4" WT: 195 MICHIGAN BORN: JUNE 19, 1999					
19-20	57	1274	167	502	.333	74	265	.279	95	119	.798	9	109	118	134	94-0	35	10	503	8.8
20-21	51	988	205	474	.432	97	276	.351	105	119	.882	15	77	92	99	86-0	26	9	612	12.0
21-22	76	2283	474	1058	.448	211	580	.364	246	266	.925	34	226	260	304	206-1	60	23	1405	18.5
TOTALS	184	4545	846	2034	.416	382	1121	.341	446	504	.885	58	412	470	537	386-1	121	42	2520	13.7
PLAYOFF RECORD																				
21-22	22	606	129	254	.508	50	128	.391	65	71	.915	10	52	62	83	62-1	17	8	373	17.0
CHRIS PORTER																				
															HT: 6'7" WT: 218 AUBURN BORN: MAY 9, 1978					
00-01	51	1147	173	445	.389	0	5	.000	94	141	.667	89	100	189	61	111-2	45	6	440	8.6
OTTO PORTER JR.																				
															HT: 6'8" WT: 230 GEORGETOWN BORN: JUNE 3, 1993					
21-22	63	1396	193	416	.464	80	216	.370	49	61	.803	86	276	362	94	83-0	68	29	515	8.2
TOTALS	63	1396	193	416	.464	80	216	.370	49	61	.803	86	276	362	94	83-0	68	29	515	8.2
NBA PLAYOFF RECORD																				
21-22	19	371	38	77	.494	19	47	.404	7	9	.778	12	53	65	34	34-0	17	6	102	5.4
BOB PORTMAN																				
															HT: 6'5" WT: 200 CREIGHTON BORN: MARCH 22, 1947					
69-70	60	813	177	398	.445	—	—	—	66	85	.776	—	—	224	28	77-0	—	—	420	7.0
70-71	68	1395	221	488	.458	—	—	—	77	106	.726	—	—	321	67	130-0	—	—	519	7.6
71-72	61	553	89	221	.403	—	—	—	53	60	.883	—	—	133	26	69-0	—	—	231	3.8
72-73	32	170	32	70	.457	—	—	—	20	26	.769	—	—	51	7	16-0	—	—	84	2.6
TOTALS	221	2931	519	1172	.443	—	—	—	216	277	.780	—	—	729	128	215-0	—	—	1254	5.7
PLAYOFF RECORD																				
70-71	5	110	20	39	.513	—	—	—	6	9	.667	—	—	20	2	9-0	—	—	46	9.2
71-72	3	22	2	12	.167	—	—	—	1	1	1.000	—	—	5	0	5-0	—	—	5	1.7
72-73	3	17	2	10	.200	—	—	—	4	4	1.000	—	—	5	1	0-0	—	—	8	2.7
TOTALS	11	149	24	61	.393	—	—	—	11	14	.786	—	—	30	3	14-0	—	—	59	5.4
JOSH POWELL																				
															HT: 6'9" WT: 225 NORTH CAROLINA STATE BORN: JANUARY 25, 1983					
06-07	30	289	41	78	.526	0	0	—	22	30	.733	17	52	69	18	43-0	5	12	104	3.5
PLAYOFF RECORD																				
06-07	4	6	0	0	—	0	0	—	1	2	.500	1	0	1	0	0-0	0	1	1	0.3
PAUL PRESSEY																				
															HT: 6'5" WT: 205 TULSA BORN: DECEMBER 24, 1958					
92-93	18	268	29	66	.439	0	4	.000	21	27	.778	8	23	31	30	36-0	11	5	79	4.4
MARK PRICE																				
															HT: 6'0" WT: 180 GEORGIA TECH BORN: FEBRUARY 15, 1964					
96-97	70	1876	263	589	.447	112	283	.396	155	171	.906	36	143	179	342	100-0	67	3	793	11.3

WARRIORS ALL-TIME ROSTER



YEAR	G	MIN	FGM	FGA	PCT	3FG	3FGA	PCT	FTM	FTA	PCT	OFF	DEF	TOT	AST	PF-DQ	STL	BLK	PTS	AVG
KEVIN PRITCHARD																	HT: 6'3" WT: 185 KANSAS BORN: JULY 18, 1967			
90-91	62	773	88	229	.384	5	13	.161	62	77	.805	16	49	65	81	104-1	30	8	243	3.9
ROY PUGH																	HT: 6'6" WT: 210 SOUTHERN METHODIST BORN: OCTOBER 16, 1922			
48-49	13	—	8	36	.222	—	—	—	4	10	.400	—	—	—	6	12-0	—	—	20	0.9
VLADIMIR RADMANOVIC																	HT: 6'10" WT: 235 SERBIA BORN: NOVEMBER 19, 1980			
09-10	33	758	89	231	.385	23	86	.267	16	21	.762	43	106	149	38	79-0	26	6	217	6.6
10-11	74	1169	137	318	.431	70	173	.405	30	34	.882	64	148	212	79	157-1	44	44	374	5.1
TOTALS	107	1927	226	549	.412	93	259	.359	46	55	.836	107	254	361	117	236-1	70	50	591	5.5
FRANK RADOVICH																	HT: 6'8" WT: 235 INDIANA BORN: MARCH 3, 1938			
61-62	37	175	37	93	.398	—	—	—	13	26	.500	—	—	51	4	27-0	—	—	87	2.3
MOE RADOVICH																	HT: 6'0" WT: 160 WYOMING BORN: MAY 5, 1929			
52-53	4	33	5	13	.385	—	—	—	4	4	1.000	—	—	1	8	5-0	—	—	14	3.5
RAY RADZISZEWSKI																	HT: 6'5" WT: 210 ST. JOSEPH'S (PA) BORN: MARCH 1, 1935			
57-58	1	6	0	3	.000	—	—	—	0	0	—	—	—	2	1	1-0	—	—	0	0.0
CHASSON RANDLE																	HT: 6'2" WT: 185 STANFORD BORN: FEBRUARY 5, 1993			
19-20	3	40	0	4	.000	0	2	.000	5	6	.833	0	2	2	5	3-0	2	0	5	1.7
ANTHONY RANDOLPH																	HT: 6'10" WT: 210 LOUISIANA STATE BORN: JULY 15, 1989			
08-09	63	1129	199	431	.462	0	4	.000	101	141	.716	128	235	363	49	141-1	42	74	499	7.9
09-10	33	749	137	309	.443	1	5	.200	109	136	.801	73	142	215	42	92-0	28	51	384	11.6
TOTALS	96	1878	336	740	.454	1	9	.111	210	277	.758	203	377	578	91	233-1	70	125	883	9.2
CLIFFORD RAY																	HT: 6'11" WT: 235 OKLAHOMA BORN: JANUARY 21, 1949			
74-75	82	2519	299	573	.522	—	—	—	171	284	.602	259	611	870	178	305-9	95	116	769	9.4
75-76	82	2184	212	404	.525	—	—	—	140	230	.609	270	506	776	149	247-2	78	83	564	6.9
76-77	77	2018	263	450	.584	—	—	—	105	199	.528	199	416	615	112	242-5	74	81	631	8.2
77-78	79	2268	272	476	.571	—	—	—	148	243	.609	236	522	758	147	291-9	74	90	692	8.8
78-79	82	1917	231	439	.526	—	—	—	106	190	.558	213	395	608	136	264-4	47	50	568	6.9
79-80	81	1683	203	383	.530	0	2	.000	84	149	.564	122	341	466	183	266-6	51	32	490	6.0
80-81	66	838	64	152	.421	0	0	—	29	62	.468	73	144	217	52	194-2	24	13	157	2.4
TOTALS	549	13,427	1544	2877	.537	0	2	.000	783	1357	.577	1372	2938	4310	957	1809-37	443	465	3871	7.1
PLAYOFF RECORD																				
74-75	17	495	36	69	.522	—	—	—	32	53	.604	55	111	166	38	60-0	14	21	104	6.1
75-76	13	377	48	79	.608	—	—	—	22	34	.647	43	87	130	20	47-2	19	19	118	9.1
76-77	10	304	42	76	.553	—	—	—	16	28	.571	54	61	115	15	37-0	4	9	100	10.0
TOTALS	40	1176	126	224	.563	—	—	—	70	115	.609	152	259	411	73	144-2	37	49	322	8.1
BILLY REID																	HT: 6'5" WT: 195 SAN FRANCISCO BORN: SEPTEMBER 10, 1957			
80-81	59	597	84	185	.454	0	5	.000	22	39	.564	27	33	60	71	111-0	33	5	190	3.2
JASON RICHARDSON																	HT: 6'6" WT: 225 MICHIGAN STATE BORN: JANUARY 20, 1981			
01-02	80	2629	464	1090	.426	82	246	.333	141	210	.671	124	216	340	236	195-2	106	31	1151	14.4
02-03	82	2698	476	1161	.410	123	334	.368	207	271	.764	111	267	378	247	201-1	90	23	1282	15.6
03-04	78	2936	563	1284	.438	77	273	.282	258	377	.684	124	400	524	226	182-1	86	41	1461	18.7
04-05	72	2724	610	1368	.446	125	370	.338	214	309	.693	125	299	424	281	156-0	105	32	1559	21.7
05-06	75	2877	641	1438	.446	183	477	.384	276	410	.673	105	333	438	232	206-1	97	37	1741	23.2
06-07	51	1675	306	734	.417	110	301	.365	92	140	.657	72	187	259	172	129-0	54	32	814	16.0
TOTALS	438	15,539	3060	7075	.433	700	2001	.350	1188	1717	.692	661	1702	2363	1294	1069-5	538	196	8008	18.3
PLAYOFF RECORD																				
06-07	11	428	81	170	.476	29	82	.354	19	27	.704	24	50	74	22	38-0	14	5	210	19.1
MICHAEL RAY RICHARDSON																	HT: 6'5" WT: 190 MONTANA BORN: APRIL 11, 1955			
82-83	33	1074	176	427	.412	4	31	.129	55	87	.632	45	100	145	245	124-2	101	9	411	12.5
MITCH RICHMOND																	HT: 6'5" WT: 215 KANSAS STATE BORN: JUNE 30, 1965			
88-89	79	2717	649	1386	.468	33	90	.367	410	506	.810	158	310	468	334	223-5	82	13	1741	22.0
89-90	78	2799	640	1287	.497	34	95	.358	406	469	.866	98	262	360	223	210-3	98	24	1720	22.1
90-91	77	3027	703	1424	.494	40	115	.348	394	465	.847	147	305	452	238	207-0	126	34	1840	23.9
TOTALS	234	8543	1992	4097	.486	107	300	.357	1210	1440	.840	403	877	1280	795	640-8	306	71	5301	22.7
PLAYOFF RECORD																				
88-89	8	314	62	135	.459	3	16	.188	34	38	.895	10	48	58	35	25-0	14	1	161	20.1
90-91	9	372	85	169	.503	8	24	.333	23	24	.958	10	37	47	22	28-1	5	6	201	22.3
TOTALS	17	686	147	304	.484	11	40	.275	57	62	.919	20	85	105	57	53-1	19	7	362	21.3
ANTHONY ROBERSON																	HT: 6'2" WT: 180 FLORIDA BORN: FEBRUARY 14, 1983			
06-07	20	227	44	104	.423	21	55	.382	2	3	.667	2	19	21	10	27-1	12	0	111	5.6

WARRIORS ALL-TIME ROSTER

YEAR	G	MIN	FGM	FGA	PCT	3FG	3FGA	PCT	FTM	FTA	PCT	OFF	DEF	TOT	AST	PF-DQ	STL	BLK	PTS	AVG
TONY ROBERTSON												HT: 6'4" WT: 195 WEST VIRGINIA BORN: JANUARY 1, 1956								
78-79	12	74	15	40	.375	—	—	—	6	9	.667	6	4	10	4	10-0	8	0	36	3.0
CLIFFORD ROBINSON												HT: 6'10" WT: 240 CONNECTICUT BORN: DECEMBER 16, 1966								
03-04	82	2846	366	945	.387	112	314	.357	123	173	.711	54	268	322	271	237-2	68	73	967	11.8
04-05	42	1090	141	354	.398	42	127	.331	35	58	.603	31	83	114	74	107-2	44	39	359	8.5
TOTALS	124	3936	507	1299	.390	154	441	.349	158	231	.684	85	351	436	345	344-4	112	112	1326	10.7
GLENN ROBINSON III												HT: 6'6" WT: 222 MICHIGAN BORN: JANUARY 8, 1994								
19-20	48	1516	244	507	.481	68	170	.400	63	74	.851	66	160	226	85	82-0	45	14	619	12.9
LARRY ROBINSON												HT: 6'5" WT: 176 CENTENARY BORN: JANUARY 11, 1968								
90-91	24	170	24	59	.407	0	0	—	8	15	.533	15	8	23	11	23-0	9	1	56	2.3
NATE ROBINSON												HT: 5'9" WT: 180 WASHINGTON BORN: MAY 31, 1984								
11-12	51	1192	205	484	.424	66	181	.365	94	113	.832	15	85	100	231	118-0	59	2	570	11.2
GUY RODGERS												HT: 6'0" WT: 185 TEMPLE BORN: SEPTEMBER 1, 1935								
58-59	45	1565	211	535	.394	—	—	—	61	112	.545	—	281	261	132-1	—	—	—	483	10.7
59-60	68	2483	338	870	.388	—	—	—	111	181	.613	—	391	482	196-3	—	—	—	787	11.6
60-61	78	2905	397	1029	.386	—	—	—	206	300	.687	—	509	677	262-3	—	—	—	1000	12.8
61-62	80	2650	267	749	.356	—	—	—	121	182	.599	—	348	643	312-12	—	—	—	655	8.2
62-63	79	3249	445	1150	.387	—	—	—	208	286	.725	—	394	825	296-7	—	—	—	1098	13.9
63-64	79	2695	337	923	.365	—	—	—	198	280	.707	—	328	556	245-4	—	—	—	872	11.0
64-65	79	2699	465	1225	.380	—	—	—	223	325	.686	—	323	565	256-4	—	—	—	1153	14.6
65-66	79	2902	586	1571	.373	—	—	—	296	407	.727	—	421	846	241-6	—	—	—	1468	18.6
TOTALS	587	21,148	3046	8052	.378	—	—	—	1424	2073	.687	—	2995	4855	1940-40	—	—	—	7516	12.8
PLAYOFF RECORD																				
59-60	9	370	49	136	.630	—	—	—	20	36	.555	—	—	77	54	39-3	—	—	118	13.1
60-61	3	121	21	57	.368	—	—	—	11	20	.550	—	—	21	15	16-2	—	—	53	17.7
61-62	13	482	52	145	.359	—	—	—	35	55	.636	—	—	7	88	57-3	—	—	139	11.6
63-64	12	419	57	173	.329	—	—	—	33	47	.702	—	—	58	90	46-1	—	—	147	12.3
TOTALS	37	1392	179	511	.350	—	—	—	99	158	.627	—	—	163	247	158-9	—	—	457	12.4
ALL-STAR RECORD																				
1963	—	17	3	6	.500	—	—	—	1	2	.500	—	—	2	4	2-0	—	—	7	—
1964	—	22	3	6	.500	—	—	—	0	0	—	—	—	2	2	4-0	—	—	6	—
1966	—	34	4	11	.364	—	—	—	0	0	—	—	—	7	11	4-0	—	—	8	—
TOTALS	3	73	10	23	.435	—	—	—	1	2	.500	—	—	11	17	10-0	—	—	21	7.0
LOU ROE												HT: 6'7" WT: 220 MASSACHUSETTS BORN: JULY 14, 1972								
96-97	17	107	14	48	.292	3	11	.273	9	19	.474	7	7	14	6	10-0	3	1	40	2.4
CARLOS ROGERS												HT: 6'11" WT: 220 TENNESSEE STATE BORN: FEBRUARY 6, 1971								
94-95	49	1017	180	340	.529	2	14	.143	76	146	.521	108	170	278	37	124-2	22	52	438	8.9
MARSHALL ROGERS												HT: 6'1" WT: 190 PAN AMERICAN BORN: AUGUST 27, 1953								
76-77	26	176	43	116	.371	—	—	—	14	15	.933	9	5	11	10	33-0	8	3	100	3.8
PLAYOFF RECORD																				
76-77	1	3	0	2	.000	—	—	—	2	2	1.000	0	1	1	0	0-0	0	0	2	2.0
PHIL ROLLINS												HT: 6'2" WT: 190 LOUISVILLE BORN: JANUARY 19, 1934								
58-59	44	691	83	231	.359	—	—	—	63	90	.700	—	—	118	102	49-0	—	—	229	5.2
LORENZO ROMAR												HT: 6'1" WT: 175 WASHINGTON BORN: NOVEMBER 13, 1958								
80-81	53	726	87	211	.412	2	6	.333	43	63	.683	10	46	56	136	64-0	27	3	219	4.1
81-82	79	1259	203	403	.504	3	15	.200	79	96	.823	12	86	98	226	103-0	60	13	488	6.2
82-83	82	2130	266	572	.465	10	33	.303	78	105	.743	23	115	138	455	142-0	98	5	620	7.6
83-84	3	15	2	5	.400	0	1	.000	2	4	.500	0	1	1	1	1-0	0	0	6	2.0
TOTALS	217	4130	558	1191	.469	15	55	.273	202	268	.754	45	248	293	818	310-0	185	21	1333	6.1
ALEXANDER ROSENBERGER												HT: 5'10" WT: 165 ST. JOSEPH'S (PA) BORN: APRIL 7, 1918								
46-47	51	—	60	287	.209	—	—	—	30	49	.612	—	—	—	27	64-	—	—	150	2.9
PLAYOFF RECORD																				
46-47	9	—	1	12	.083	—	—	—	0	3	.000	—	—	—	3	4-	—	—	2	0.2
LENNIE ROSENBLUTH												HT: 6'4" WT: 200 NORTH CAROLINA BORN: JANUARY 22, 1933								
57-58	53	373	91	265	.343	—	—	—	53	84	.631	—	—	91	23	39-0	—	—	235	4.4
58-59	29	205	43	145	.297	—	—	—	21	29	.724	—	—	54	6	20-0	—	—	107	3.7
TOTALS	82	578	134	410	.327	—	—	—	74	113	.655	—	—	145	29	59-0	—	—	342	4.2
PLAYOFF RECORD																				
57-58	4	11	3	9	.333	—	—	—	2	3	.667	—	—	3	0	0-0	—	—	8	2.0

WARRIORS ALL-TIME ROSTER



ALL-TIME ROSTER

YEAR	G	MIN	FGM	FGA	PCT	3FG	3FGA	PCT	FTM	FTA	PCT	OFF	DEF	TOT	AST	PF-DQ	STL	BLK	PTS	AVG
DONALD ROYAL	HT: 6'8" WT: 218 NOTRE DAME BORN: MAY 22, 1966																			
96-97	36	509	37	96	.385	0	2	.000	62	78	.795	33	62	95	14	55-0	11	9	136	3.8

CLIFFORD ROZIER	HT: 6'11" WT: 225 LOUISVILLE BORN: OCTOBER 31, 1972																			
94-95	66	1494	189	390	.485	2	7	.286	68	152	.447	200	286	486	45	196-2	35	39	448	6.8
95-96	59	723	79	135	.585	0	2	.000	26	55	.473	71	100	171	22	135-0	19	30	184	3.1
96-97	1	5	0	1	.000	—	—	—	0	0	—	0	0	0	0	0-0	0	0	0	0.0
TOTALS	126	2222	268	526	.510	2	9	.222	94	207	.454	271	386	657	67	331-2	54	69	632	5.0

GUY RUCKER	HT: 6'11" WT: 265 IOWA BORN: JULY 27, 1977																			
02-03	3	4	0	0	—	0	0	—	0	0	—	0	1	1	1	1-0	0	0	0	0.0

JOHN RUDOMETKIN	HT: 6'6" WT: 205 USC BORN: JUNE 6, 1940																			
64-65	22	354	49	146	.336	—	—	—	34	50	.680	—	—	92	16	49-0	—	—	132	6.0

JOE RUKLICK	HT: 6'9" WT: 220 NORTHWESTERN BORN: AUGUST 3, 1938																			
59-60	39	384	85	214	.397	—	—	—	26	36	.722	—	—	137	24	70-0	—	—	196	5.0
60-61	29	223	43	120	.358	—	—	—	8	13	.615	—	—	62	10	38-0	—	—	94	3.2
61-62	46	302	48	147	.326	—	—	—	12	26	.461	—	—	87	14	56-1	—	—	108	2.3
TOTALS	114	909	176	481	.366	—	—	—	46	75	.613	—	—	286	48	164-1	—	—	398	3.5

PLAYOFF RECORD																				
59-60	4	15	2	9	.222	—	—	—	0	0	—	—	—	5	0	3-0	—	—	4	1.0
61-62	2	8	1	4	.250	—	—	—	1	2	.500	—	—	4	0	2-0	—	—	2	1.0
TOTALS	6	23	3	13	.231	—	—	—	1	2	.500	—	—	9	0	5-0	—	—	6	1.0

JERRY RULLO	HT: 5'10" WT: 165 TEMPLE BORN: JUNE 23, 1923																			
46-47	50	—	52	174	.299	—	—	—	23	47	.489	—	—	—	20	61-	—	—	127	2.5
48-49	39	—	53	183	.290	—	—	—	31	45	.689	—	—	—	48	71-	—	—	137	3.5
49-50	4	—	3	9	.333	—	—	—	1	1	1.000	—	—	—	2	2-	—	—	7	1.8
TOTALS	93	—	108	366	.295	—	—	—	55	93	.591	—	—	70	134-	—	—	271	2.9	

PLAYOFF RECORD																				
46-47	7	—	3	13	.231	—	—	—	1	1	1.000	—	—	—	0	1-	—	—	7	1.0
48-49	2	—	2	8	.250	—	—	—	2	2	1.000	—	—	—	1	9-	—	—	6	3.0
TOTALS	9	—	5	21	.238	—	—	—	3	3	1.000	—	—	—	1	10-	—	—	13	1.4

BRANDON RUSH	HT: 6'6" WT: 220 KANSAS BORN: JULY 7, 1985																			
11-12	65	1717	235	469	.501	99	219	.452	65	82	.793	33	218	251	88	64-0	35	58	634	9.8
12-13	2	25	6	9	.667	0	2	.000	2	3	.667	0	1	1	2	5-0	0	0	14	7.0
14-15	33	271	11	54	.204	3	27	.111	5	11	.455	4	37	41	12	27-0	5	12	30	0.9
15-16	72	1055	111	260	.427	65	157	.414	18	28	.643	21	160	181	57	57-1	20	23	305	4.2
TOTALS	172	3068	363	792	.458	167	405	.412	90	124	.726	58	416	474	159	153-1	60	93	983	5.7

PLAYOFF RECORD																				
14-15	3	7	1	6	.167	1	2	.500	0	0	---	1	2	3	0	2-0	0	0	3	1.0
15-16	14	110	9	20	.450	4	12	.333	1	2	.500	0	23	23	3	9-0	2	2	23	1.6
TOTALS	17	117	10	26	.385	5	14	.357	1	2	.500	1	25	26	3	11-0	2	2	26	1.5

CAZZIE RUSSELL	HT: 6'5" WT: 220 MICHIGAN BORN: JUNE 7, 1944																			
71-72	79	2902	689	514	.455	—	—	—	315	378	.833	—	—	428	248	176-0	—	—	1693	21.4
72-73	80	2429	541	1182	.458	—	—	—	172	199	.864	—	—	350	187	171-0	—	—	1254	15.7
73-74	82	2574	738	1531	.482	—	—	—	208	249	.835	142	211	353	192	194-1	54	17	1684	20.5
TOTALS	241	7905	1968	3227	.461	—	—	—	695	826	.841	142	211	1131	474	541-1	54	17	4631	19.2

PLAYOFF RECORD																				
71-72	5	161	31	63	.492	—	—	—	9	12	.750	—	—	22	9	13-0	—	—	71	14.2
72-73	11	263	72	147	.490	—	—	—	19	22	.864	—	—	36	17	24-0	—	—	163	14.8
TOTALS	16	424	103	210	.490	—	—	—	28	34	.824	—	—	38	26	37-0	—	—	234	14.6

D'ANGELO RUSSELL	HT: 6'4" WT: 198 OHIO STATE BORN: FEBRUARY 23, 1996																			
19-20	33	1060	273	635	.430	120	321	.374	113	144	.785	14	108	122	206	64-0	31	9	779	23.6

EDWARD (ED) SADOWSKI	HT: 6'5" WT: 240 SETON HALL BORN: JULY 11, 1917																			
48-49	60	—	340	839	.405	—	—	—	240	350	.686	—	—	—	160	273-	—	—	920	15.3
49-50	17	—	47	153	.307	—	—	—	52	75	.693	—	—	—	39	63-	—	—	146	8.6
TOTALS	77	—	387	992	.390	—	—	—	292	425	.687	—	—	199	336-	—	—	1066	13.8	

PLAYOFF RECORD																				
48-49	2	—	6	28	.214	—	—	—	8	13	.615	—	—	—	3	6-	—	—	20	10.0

KENNETH SAILORS	HT: 5'10" WT: 176 WYOMING BORN: JUNE 14, 1922																			
47-48	44	—	207	689	.300	—	—	—	110	159	.692	—	—	—	59	162-	—	—	524	11.9

WARRIORS ALL-TIME ROSTER

YEAR	G	MIN	FGM	FGA	PCT	3FG	3FGA	PCT	FTM	FTA	PCT	OFF	DEF	TOT	AST	PF-DQ	STL	BLK	PTS	AVG
HT: 7'4" WT: 235 VIRGINIA BORN: JULY 7, 1960																				
87-88	29	958	180	411	.438	0	5	.000	86	111	.775	82	208	290	85	101-2	24	55	446	15.4
88-89	61	1086	164	365	.449	3	8	.167	62	95	.653	105	202	307	77	170-3	31	65	393	6.4
TOTALS	90	2044	344	776	.443	3	13	.231	148	206	.718	187	410	597	162	271-5	55	120	839	9.3
PLAYOFF RECORD																				
88-89	3	43	9	22	.409	0	4	.000	2	4	.500	6	8	14	1	8-0	1	2	20	6.7
HT: 6'7" WT: 200 TEXAS SOUTHERN BORN: JULY 11, 1934																				
57-58	71	2377	389	1082	.360	—	—	—	134	218	.615	—	—	729	58	245-3	—	—	912	12.8
58-59	72	2743	501	1380	.363	—	—	—	110	176	.625	—	—	826	71	276-12	—	—	1112	15.4
59-60	71	1848	325	974	.334	—	—	—	55	103	.534	—	—	447	112	203-2	—	—	705	9.9
TOTALS	214	6968	1215	3436	.354	—	—	—	299	497	.602	—	—	2002	241	724-17	—	—	2729	12.8
PLAYOFF RECORD																				
57-58	8	290	45	131	.344	—	—	—	13	23	.565	—	—	87	6	27-0	—	—	103	12.9
59-60	9	298	54	159	.350	—	—	—	8	14	.571	—	—	64	12	40-3	—	—	116	12.9
TOTALS	17	588	99	290	.341	—	—	—	21	37	.568	—	—	151	18	67-3	—	—	219	12.9
ALL-STAR RECORD																				
1959	1	18	5	11	.455	—	—	—	4	4	1.000	—	—	2	3	2-0	—	—	14	14.0
HT: 6'3" WT: 195 VILLANOVA BORN: MARCH 29, 1933																				
55-56	12	82	12	35	.343	—	—	—	7	12	.583	—	—	13	9	14-0	—	—	31	2.6
HT: 6'10" WT: 235 COLORADO STATE BORN: NOVEMBER 12, 1945																				
68-69	3	559	68	157	.433	—	—	—	45	82	.549	—	—	216	30	81-3	—	—	181	5.8
69-70	63	685	82	167	.491	—	—	—	60	97	.619	—	—	231	25	108-0	—	—	224	3.6
TOTALS	94	1244	150	324	.463	—	—	—	105	179	.587	—	—	447	55	189-3	—	—	405	4.3
PLAYOFF RECORD																				
68-69	3	25	3	9	.333	—	—	—	7	15	.467	—	—	22	1	4-0	—	—	13	4.3
HT: 6'9" WT: 195 SANTA CLARA BORN: AUGUST 17, 1933																				
62-63	54	782	113	212	.533	—	—	—	105	122	.861	—	—	139	55	—	—	—	331	6.1
63-64	51	519	53	120	.442	—	—	—	64	79	.810	—	—	94	42	71-0	—	—	170	3.3
TOTALS	105	1301	166	332	.500	—	—	—	169	201	.841	—	—	233	97	—	—	—	501	4.8
PLAYOFF RECORD																				
63-64	7	24	6	10	.600	—	—	—	0	0	—	—	—	12	3	4-0	—	—	12	1.6
HT: 6'11" WT: 253 SYRACUSE BORN: MAY 10, 1965																				
94-95	36	1035	162	314	.516	—	—	—	111	160	.694	77	189	266	45	122-1	20	37	435	12.1
95-96	64	1813	285	568	.502	2	3	.667	204	282	.723	166	333	499	71	219-5	40	69	776	12.1
TOTALS	100	2848	447	882	.507	2	3	.667	315	442	.713	243	522	765	116	341-6	60	106	1211	12.1
HT: 6'2" WT: 200 ST. JOSEPH'S (PA) BORN: APRIL 4, 1922																				
46-47	58	—	142	531	.267	—	—	—	82	124	.661	—	—	34	83-	—	—	—	366	6.3
47-48	47	—	158	570	.277	—	—	—	98	147	.667	—	—	52	90-	—	—	—	414	8.8
48-49	60	—	138	516	.267	—	—	—	111	152	.730	—	—	233	133-	—	—	—	387	6.4
49-50	68	—	227	709	.320	—	—	—	157	223	.704	—	—	—	264	164-	—	—	611	9.0
50-51	65	—	249	703	.354	—	—	—	181	238	.761	—	—	326	342	144-1	—	—	679	10.4
51-52	57	1925	164	454	.361	—	—	—	146	194	.743	—	—	232	280	123-0	—	—	474	8.3
52-53	69	2336	160	485	.330	—	—	—	93	146	.637	—	—	254	264	166-1	—	—	413	6.0
53-54	58	771	41	119	.345	—	—	—	29	53	.457	—	—	66	84	79-0	—	—	111	1.9
TOTALS	482	5032	1279	4087	.313	—	—	—	897	1277	.702	—	—	878	1553	982-2	—	—	3455	7.2
PLAYOFF RECORD																				
46-47	10	—	44	139	.317	—	—	—	21	26	.808	—	—	8	15-	—	—	—	109	10.9
47-48	13	—	50	159	.314	—	—	—	29	45	.644	—	—	10	33-	—	—	—	129	9.9
48-49	2	—	3	22	.136	—	—	—	6	8	.750	—	—	4	6-	—	—	—	12	6.0
49-50	2	—	6	16	.375	—	—	—	2	4	.500	—	—	3	2-	—	—	—	14	7.0
50-51	2	—	4	22	.182	—	—	—	7	9	.778	—	—	7	15	6-	—	—	15	7.5
51-52	3	—	18	33	.545	—	—	—	7	11	.636	—	—	12	11	9-	—	—	43	14.3
TOTALS	32	—	125	391	.320	—	—	—	72	103	.699	—	—	19	51	71-	—	—	322	10.1
HT: 6'9" WT: 225 MISSISSIPPI BORN: JULY 2, 1973																				
04-05	16	128	17	42	.405	2	8	.250	13	24	.542	18	20	38	12	16-0	2	3	49	3.1
HT: 6'11" WT: 240 MINNESOTA BORN: JULY 21, 1964																				
89-90	14	51	4	14	.286	0	0	—	2	6	.333	4	9	13	1	10-0	1	2	10	0.7
HT: 6'6" WT: 194 UCSANTA BARBARA BORN: MARCH 22, 1966																				
97-98	39	1028	103	307	.336	21	67	.313	24	33	.727	20	131	151	173	93-3	35	14	251	6.4
HT: 6'2" WT: 165 UTAH BORN: NOVEMBER 5, 1923																				
46-47	22	—	29	146	.199	—	—	—	16	26	.615	—	—	4	34-	—	—	—	74	3.4



WARRIORS ALL-TIME ROSTER

YEAR	G	MIN	FGM	FGA	PCT	3FG	3FGA	PCT	FTM	FTA	PCT	OFF	DEF	TOT	AST	PF-DQ	STL	BLK	PTS	AVG
PURVIS SHORT														HT: 6'7" WT: 215 JACKSON STATE BORN: JULY 2, 1957						
78-79	75	1703	369	771	.479	—	—	—	57	85	.671	127	220	347	97	233-6	54	12	795	10.6
79-80	62	1636	461	916	.503	0	6	.000	134	165	.812	119	197	316	123	186-4	63	9	1056	17.0
80-81	79	2309	549	1157	.475	3	17	.176	168	205	.820	151	240	391	249	244-3	78	19	1269	16.1
81-82	76	1782	456	935	.488	6	28	.214	177	221	.801	123	143	266	209	220-3	65	10	1095	14.4
82-83	67	2397	589	1209	.487	4	15	.267	255	308	.828	145	209	354	228	242-3	64	14	1437	21.4
83-84	79	2945	714	1509	.473	22	72	.306	353	445	.793	184	254	438	246	252-2	103	11	1803	22.8
84-85	78	3081	819	1780	.460	47	150	.313	501	613	.817	157	241	398	234	255-4	116	27	2186	28.0
85-86	64	2427	633	1313	.482	15	49	.306	351	406	.865	126	203	329	237	229-5	92	22	1632	25.5
86-87	34	950	240	501	.479	4	17	.235	137	160	.856	55	82	137	86	103-1	45	7	621	18.3
TOTALS	614	19,230	4830	10,091	.479	101	354	.285	2133	2608	.818	1187	1789	2976	1709	1964-31	710	131	11,894	19.4
PLAYOFF RECORD																				
86-87	10	253	57	123	.463	0	2	.000	32	36	.889	12	21	33	27	34-0	12	2	146	14.6
GENE SHUE														HT: 6'2" WT: 175 MARYLAND BORN: DECEMBER 18, 1931						
54-55	62	947	100	239	.346	—	—	—	59	78	.756	—	—	154	89	64-0	—	—	259	4.2
DICKEY SIMPKINS														HT: 6'10" WT: 264 PROVIDENCE BORN: APRIL 6, 1972						
97-98	19	196	22	48	.458	0	1	.000	10	26	.385	19	27	46	16	19-0	5	2	54	2.8
ALEN SMAILAGIĆ														HT: 6'10" WT: 241 SERBIA BORN: AUGUST 18, 2000						
19-20	14	139	20	40	.500	3	13	.231	16	19	.842	10	17	27	13	14-0	3	4	59	4.2
20-21	15	84	11	27	.407	4	10	.400	2	6	.333	6	10	16	4	11-0	3	5	28	1.9
TOTALS	29	223	31	67	.463	7	23	.304	18	25	.720	16	27	43	17	25-0	6	9	87	3.0
ADRIAN SMITH														HT: 6'1" WT: 185 KENTUCKY BORN: OCTOBER 5, 1936						
69-70	45	634	93	268	.347	—	—	—	100	110	.909	—	—	49	87	66-0	—	—	286	6.4
70-71	21	247	38	89	.427	—	—	—	35	41	.854	—	—	24	30	24-0	—	—	111	5.3
TOTALS	66	881	131	357	.367	—	—	—	135	151	.894	—	—	73	117	90-0	—	—	397	6.0
CLINTON SMITH														HT: 6'6" WT: 210 CLEVELAND STATE BORN: JANUARY 19, 1964						
86-87	40	340	17	50	.427	0	2	.000	27	36	.750	26	30	56	45	36-0	13	4	127	3.2
DEREK SMITH														HT: 6'7" WT: 215 LOUISVILLE BORN: NOVEMBER 1, 1961						
82-83	27	154	21	51	.412	0	2	.000	17	25	.680	10	28	38	2	40-0	0	4	59	2.2
ISH SMITH														HT: 6'0" WT: 175 WAKE FOREST BORN: JULY 5, 1988						
11-12	6	63	12	30	.400	2	5	.400	1	2	.500	2	7	9	9	4-0	4	0	27	4.5
JOE SMITH														HT: 6'10" WT: 225 MARYLAND BORN: JULY 26, 1975						
95-96	82	2821	469	1024	.458	10	28	.357	303	392	.773	300	417	713	79	224-5	85	134	1251	15.3
96-97	80	3086	587	1293	.454	12	46	.261	307	377	.814	261	418	679	125	244-3	74	86	1493	18.7
97-98	49	1645	343	800	.429	0	7	.000	160	208	.769	141	197	338	67	169-2	44	38	846	17.3
TOTALS	211	7552	1399	3117	.449	22	81	.272	770	977	.789	702	1032	1734	271	637-10	203	258	3590	17.0
LARRY SMITH														HT: 6'8" WT: 235 ALCORN STATE BORN: JANUARY 18, 1958						
80-81	82	2578	304	594	.512	0	0	—	177	301	.588	433	561	994	93	316-10	70	63	785	9.6
81-82	74	2213	220	412	.534	0	1	.000	88	159	.553	279	534	813	83	291-7	65	54	528	7.1
82-83	49	1433	180	306	.588	0	0	—	53	99	.535	209	276	485	46	186-5	36	20	413	8.4
83-84	75	2091	244	436	.560	0	0	—	94	168	.560	282	390	672	72	274-6	61	22	852	7.8
84-85	80	2497	366	690	.530	0	0	—	155	256	.605	405	642	869	96	285-5	78	54	881	11.1
85-86	77	2441	3314	586	.536	0	1	.000	112	227	.493	384	472	856	95	286-7	62	50	740	9.6
86-87	80	2374	297	544	.546	0	1	.000	113	197	.574	366	551	917	95	295-7	71	56	740	9.6
87-88	20	499	58	123	.472	0	1	.000	11	27	.407	79	103	182	25	63-1	12	11	707	8.8
88-89	80	1897	219	397	.552	0	0	—	18	58	.310	272	380	652	118	248-2	61	54	456	5.7
TOTALS	617	18,023	2202	4088	.539	0	4	.000	821	1492	.550	2709	3731	6440	723	2244-50	516	384	5225	8.5
PLAYOFF RECORD																				
86-87	10	329	43	81	.531	0	0	—	17	24	.708	61	76	137	17	39-0	12	6	103	10.3
88-89	8	148	4	16	.250	0	0	—	0	0	—	17	23	40	16	24-0	6	11	8	1.0
TOTALS	18	477	47	97	.484	0	0	—	17	24	.708	78	99	177	33	63-0	18	17	108	6.0
OTIS SMITH														HT: 6'5" WT: 210 JACKSONVILLE BORN: JANUARY 30, 1964						
87-88	57	1358	288	569	.506	13	41	.317	157	201	.781	110	107	217	144	137-0	86	36	746	13.1
88-89	80	1597	311	715	.435	7	37	.189	174	218	.798	128	202	330	140	165-1	88	40	803	10.0
TOTALS	137	2955	599	1284	.467	20	78	.256	331	419	.790	238	309	574	284	302-1	174	76	1549	11.3
PLAYOFF RECORD																				
88-89	4	49	9	24	.375	0	0	—	1	2	.500	6	7	13	6	5-0	2	1	19	4.8

ALL-TIME ROSTER

WARRIORS ALL-TIME ROSTER



YEAR	G	MIN	FGM	FGA	PCT	3FG	3FGA	PCT	FTM	FTA	PCT	OFF	DEF	TOT	AST	PF-DQ	STL	BLK	PTS	AVG
BARRY STEVENS																				
92-93	2	6	1	2	.500	0	0	—	0	0	—	2	0	2	0	1-0	0	0	2	1.0
HT: 6'5" WT: 195 IOWA STATE BORN: NOVEMBER 7, 1963																				
JOHN STROEDER																				
88-89	4	20	2	5	.400	0	0	—	0	0	—	5	9	14	3	1-0	0	2	4	1.0
HT: 6'10" WT: 260 MONTANA BORN: JULY 24, 1958																				
BOB SURA																				
00-01	53	1684	202	518	.390	47	172	.273	135	189	.714	54	173	227	242	127-0	54	8	586	11.1
01-02	78	1780	250	590	.424	42	133	.316	236	328	.720	89	167	256	275	160-1	18	17	778	10.0
02-03	55	1130	135	328	.412	28	85	.329	103	148	.696	58	109	167	177	108-0	45	2	401	7.3
TOTALS	186	4594	587	1436	.409	117	390	.300	474	665	.713	201	449	650	694	395-1	187	27	1765	9.5
CHRIS TAFT																				
05-06	72	730	108	254	.425	0	2	.000	41	63	.651	75	109	184	24	176-1	12	60	257	3.6
HT: 6'10" WT: 261 PITTSBURGH BORN: MARCH 10, 1985																				
LEONARD TAYLOR																				
89-90	10	37	0	6	.000	0	1	.000	11	16	.688	4	8	12	1	4-0	0	0	11	1.1
HT: 6'8" WT: 225 CALIFORNIA BORN: MAY 2, 1966																				
TERRY TEAGLE																				
84-85	19	344	73	135	.541	2	4	.500	25	35	.714	22	21	43	14	34-0	13	5	173	9.1
85-86	82	2158	475	958	.496	4	25	.160	211	265	.796	96	139	235	115	241-2	71	34	1165	14.2
86-87	82	1650	370	808	.458	0	10	.000	182	234	.778	68	107	175	105	190-0	68	13	922	11.2
87-88	47	958	248	546	.454	1	9	.111	97	121	.802	41	40	81	61	95-0	32	4	594	12.6
88-89	66	1569	409	859	.476	2	12	.167	182	225	.809	110	153	263	96	173-2	79	17	1002	15.2
89-90	82	2376	538	1122	.480	3	14	.214	244	294	.830	114	253	367	155	231-3	91	15	1323	16.1
TOTALS	378	9055	2113	4428	.477	12	74	.162	941	1174	.802	451	713	1164	546	964-7	354	88	5179	13.7
PLAYOFF RECORD																				
86-87	10	233	57	124	.460	0	2	.000	30	38	.789	13	7	20	13	27-0	14	1	144	14.4
88-89	8	240	70	141	.496	0	2	.000	18	22	.818	15	22	37	10	27-0	13	3	158	19.8
TOTALS	18	473	127	265	.479	0	4	.000	48	60	.800	28	29	57	23	54-0	27	4	302	16.8
PETER THIBEAUX																				
84-85	51	461	94	195	.482	0	2	.000	43	67	.642	29	40	69	17	85-1	11	17	231	4.5
85-86	42	531	100	233	.429	2	5	.400	29	48	.604	28	47	75	28	82-1	23	15	231	5.5
TOTALS	93	992	194	428	.453	2	7	.286	72	115	.626	57	87	144	45	167-2	34	32	462	5.0
CARL THOMAS																				
97-98	10	139	25	65	.385	5	21	.238	7	10	.700	4	6	10	9	12-0	5	1	62	6.2
HT: 6'4" WT: 195 EASTERN MICHIGAN BORN: OCTOBER 3, 1969																				
JAMEL THOMAS																				
99-00	4	27	3	8	.375	0	2	.000	0	0	---	1	2	3	4	2-0	1	0	6	1.5
HT: 6'6" WT: 215 PROVIDENCE BORN: JULY 19, 1976																				
MALCOLM THOMAS																				
12-13	5	21	0	1	.000	0	0	---	3	4	.750	0	2	5	2	1-0	0	1	3	0.6
HT: 6'9" WT: 225 SAN DIEGO STATE BORN: NOVEMBER 8, 1988																				
BILLY THOMPSON																				
91-92	1	1	0	0	---	0	0	---	0	0	---	0	0	0	0	0-0	0	0	0	0.0
HT: 6'7" WT: 220 LOUISVILLE BORN: DECEMBER 1, 1963																				
JASON THOMPSON																				
15-16	28	179	20	42	.476	0	0	---	20	32	.625	10	44	54	19	40-0	4	8	60	2.1
HT: 6'11" WT: 250 RIDER BORN: JULY 21, 1986																				
KLAY THOMPSON																				
11-12	66	1608	318	718	.443	111	268	.414	79	91	.868	24	137	161	133	155-0	49	20	826	12.5
12-13	82	2936	508	1205	.422	211	526	.401	132	157	.841	32	274	306	183	237-3	86	45	1359	16.6
13-14	81	2868	559	1259	.444	223	535	.417	147	185	.795	38	211	249	181	234-2	74	37	1488	18.4
14-15	77	2455	602	1299	.463	239	545	.439	225	256	.879	27	220	247	222	122-0	87	60	1668	21.7
15-16	80	2666	651	1386	.470	276	650	.425	193	221	.873	35	271	306	166	152-0	60	49	1771	22.1
16-17	78	2649	644	1376	.468	268	647	.414	186	218	.853	49	236	285	160	139-0	66	40	1742	22.3
17-18	73	2506	575	1178	.488	229	520	.440	82	98	.837	31	246	277	185	117-0	55	34	1462	20.0
18-19	78	2652	655	1402	.467	241	599	.402	129	158	.816	37	262	299	186	157-0	84	47	1680	21.5
19-20	OUT FOR SEASON - LEFT ACL REHABILITATION																			
20-21	OUT FOR SEASON - RIGHT Achilles TENDON REPAIR																			
21-22	32	941	246	573	.429	114	296	.385	46	51	.902	15	110	125	88	54-0	16	17	652	20.4
TOTALS	647	21280	4758	10396	.458	1912	4586	.417	1219	1435	.849	288	1967	2255	1504	1367-5	577	349	12647	19.5
PLAYOFF RECORD																				
12-13	12	495	76	174	.437	25	59	.424	5	6	.833	9	46	55	22	44-1	12	7	182	15.2
13-14	7	257	40	98	.408	16	44	.364	19	24	.792	4	20	24	25	24-1	7	5	115	16.4
14-15	21	761	149	334	.446	57	146	.390	36	45	.800	9	72	81	54	64-1	16	19	391	18.6
15-16	24	849	201	453	.444	98	231	.424	82	96	.854	15	73	88	54	53-0	26	9	582	24.3
16-17	17	596	94	237	.397	41	106	.387	26	33	.788	11	55	66	35	44-0	14	5	255	15.0
17-18	21	794	159	342	.465	67	157	.427	27	31	.871	11	75	86	38	48-0	16	6	412	19.6
18-19	21	818	164	360	.456	70	158	.443	37	41	.902	12	74	86	44	59-0	28	15	435	20.7
21-22	22	792	158	368	.429	77	200	.385	26	30	.867	7	79	86	50	47-0	24	15	419	19.0
TOTALS	145	5361	1041	2366	.440	451	1101	.410	258	306	.843	78	494	572	322	383-3	143	81	2791	19.2

WARRIORS ALL-TIME ROSTER

ALL-TIME ROSTER

YEAR	G	MIN	FGM	FGA	PCT	3FG	3FGA	PCT	FTM	FTA	PCT	OFF	DEF	TOT	AST	PF-DQ	STL	BLK	PTS	AVG
KLAY THOMPSON (CONTINUED...)																				
ALL-STAR RECORD																				
2015	—	20	2	11	.182	1	9	.111	2	2	1.000	1	3	4	6	0-0	0	0	7	—
2016	—	21	3	11	.273	3	10	.300	0	0	—	1	1	2	2	0-0	1	0	9	—
2017	—	18	5	9	.556	2	6	.333	0	0	—	0	2	2	5	1-0	0	0	12	—
2018	—	21	5	11	.455	5	10	.500	0	0	—	1	3	4	0	0-0	0	0	15	—
2019	—	22	7	16	.438	6	12	.500	0	0	—	1	7	8	4	2-0	1	0	20	—
TOTALS	5	102	22	58	.379	17	47	.362	2	2	1.000	4	16	20	17	3-0	2	0	63	12.6
AL THORNTON HT: 6'8" WT: 235 FLORIDA STATE BORN: DECEMBER 7, 1983																				
10-11	22	314	51	104	.490	0	1	.000	29	35	.829	10	47	57	11	40-1	7	3	131	6.0
NATE THURMOND HT: 6'11" WT: 235 BOWLING GREEN BORN: JULY 25, 1941																				
63-64	76	1966	219	554	.395	—	—	—	95	173	.549	—	—	790	86	184-2	—	—	533	7.0
64-65	77	3173	519	1240	.419	—	—	—	235	357	.658	—	—	1395	157	232-3	—	—	1273	16.5
65-66	73	2891	454	1119	.406	—	—	—	280	428	.654	—	—	1312	111	223-7	—	—	1188	16.3
66-67	65	2755	467	1068	.437	—	—	—	280	445	.629	—	—	1382	166	183-3	—	—	1214	18.7
67-68	51	2222	382	929	.411	—	—	—	282	438	.644	—	—	1121	215	137-1	—	—	1046	20.5
68-69	71	3208	571	1394	.410	—	—	—	382	621	.615	—	—	1402	253	171-0	—	—	1524	21.5
69-70	43	1919	341	824	.414	—	—	—	261	346	.754	—	—	762	150	110-1	—	—	943	21.9
70-71	82	3351	623	1401	.445	—	—	—	395	541	.730	—	—	1128	257	192-1	—	—	1641	20.0
71-72	78	3362	628	1454	.432	—	—	—	417	561	.743	—	—	1252	230	214-1	—	—	1673	21.4
72-73	79	3419	517	1159	.446	—	—	—	315	439	.718	—	—	1349	280	240-2	—	—	1349	17.1
73-74	62	2463	308	694	.444	—	—	—	191	287	.666	249	629	878	165	179-4	41	179	807	13.0
TOTALS	757	30,729	5029	11,836	.425	—	—	—	3133	4636	.676	—	—	12,771	2070	2065-25	—	—	13,191	17.4
PLAYOFF RECORD																				
63-64	12	410	42	98	.429	—	—	—	36	53	.679	—	—	148	12	46-0	—	—	120	10.0
66-67	15	690	93	215	.433	—	—	—	52	91	.571	—	—	346	47	52-1	—	—	238	15.9
68-69	6	263	40	102	.392	—	—	—	20	34	.588	—	—	117	28	18-0	—	—	100	16.7
70-71	5	192	36	97	.371	—	—	—	16	20	.800	—	—	51	15	20-0	—	—	88	17.6
71-72	5	230	53	122	.434	—	—	—	21	28	.750	—	—	89	26	12-0	—	—	127	25.4
72-73	11	460	64	161	.398	—	—	—	32	40	.800	—	—	145	40	30-1	—	—	160	14.5
TOTALS	54	2245	328	795	.413	—	—	—	177	266	.665	—	—	896	168	178-2	—	—	833	15.4
ALL-STAR RECORD																				
1965	—	10	0	2	.000	—	—	—	0	0	—	—	—	3	0	1-0	—	—	0	—
1966	—	33	3	16	.188	—	—	—	1	3	.333	—	—	16	1	1-0	—	—	7	—
1967	—	42	7	16	.438	—	—	—	2	4	.500	—	—	18	0	1-0	—	—	16	—
1968	—	—	—	—	—	—	—	—	—	—	—	—	—	—	—	—	—	—	—	—
1970	—	—	—	—	—	—	—	—	—	—	—	—	—	—	—	—	—	—	—	—
1973	—	14	2	5	.400	—	—	—	0	0	—	—	—	4	1	2-0	—	—	4	—
1974	—	5	2	4	.500	—	—	—	0	1	.000	1	2	3	0	0-0	0	0	4	—
TOTALS	5	104	14	43	.326	—	—	—	3	8	.375	—	—	44	2	5-0	0	0	31	6.2
DARREN TILLIS HT: 6'11" WT: 215 CLEVELAND STATE BORN: FEBRUARY 23, 1960																				
83-84	72	730	108	254	.425	0	2	.000	41	63	.651	75	109	184	24	176-1	12	60	257	3.6
TOM TOLBERT HT: 6'8" WT: 240 ARIZONA BORN: OCTOBER 16, 1965																				
89-90	70	1347	218	442	.493	5	18	.278	175	241	.726	122	241	363	58	191-0	23	25	616	8.8
90-91	62	1371	183	433	.423	7	21	.333	127	172	.738	87	188	275	76	195-4	35	38	500	8.1
91-92	35	310	33	86	.384	2	8	.250	22	40	.550	14	41	55	21	73-0	10	6	90	2.6
TOTALS	167	3028	434	961	.452	14	47	.298	324	453	.715	223	470	693	155	459-4	68	69	1206	7.2
PLAYOFF RECORD																				
90-91	9	116	14	33	.424	1	3	.333	3	11	.273	0	18	18	8	29-0	3	4	32	3.6
ANTHONY TOLLIVER HT: 6'9" WT: 240 CREIGHTON BORN: JUNE 1, 1985																				
09-10	44	1423	193	448	.431	50	151	.331	103	134	.769	84	235	319	87	127-1	32	33	539	12.3
IRV TORGOFF HT: 6'2" WT: 192 LONG ISLAND BORN: MARCH 6, 1917																				
48-49	13	—	14	48	.292	—	—	—	7	8	.875	—	—	—	12	33-0	—	—	35	2.7
PLAYOFF RECORD																				
48-49	2	—	0	3	.000	—	—	—	0	0	—	—	—	—	2	2-0	—	—	0	0.0
OSCAR TORRES HT: 6'6" WT: 210 VENEZUELA BORN: DECEMBER 18, 1976																				
02-03	17	109	16	36	.444	7	13	.538	14	20	.700	3	9	12	3	9-0	4	2	53	3.1
JUAN TOSCANO-ANDERSON HT: 6'6" WT: 213 MARQUETTE BORN: APRIL 10, 1993																				
19-20	13	272	29	63	.460	8	23	.348	3	5	.600	9	43	52	26	30-1	13	5	69	5.3
20-21	53	1107	121	209	.579	37	92	.402	22	31	.710	29	206	235	150	111-0	41	26	301	5.7
21-22	73	994	115	235	.489	28	87	.322	40	70	.571	28	148	176	127	115-0	48	17	298	4.1
TOTALS	139	2373	265	507	.523	73	202	.361	65	106	.613	66	397	463	303	256-1	102	48	668	4.8
PLAYOFF RECORD																				
21-22	14	49	4	10	.400	2	5	.400	1	3	.333	0	10	10	8	3-0	2	1	11	0.8

WARRIORS ALL-TIME ROSTER



YEAR	G	MIN	FGM	FGA	PCT	3FG	3FGA	PCT	FTM	FTA	PCT	OFF	DEF	TOT	AST	PF-DQ	STL	BLK	PTS	AVG
HT: 6'3" WT: 175 UCLA BORN: DECEMBER 20, 1955																				
78-79	65	771	127	289	.439	—	—	—	50	68	.735	11	44	55	91	70-0	27	6	304	4.7
79-80	75	1159	171	421	.406	4	26	.154	60	84	.714	33	56	89	116	113-0	60	4	406	5.4
TOTALS	140	1930	298	710	.420	4	26	.154	110	152	.724	44	100	144	207	183-0	87	10	710	5.1
HT: 7'0" WT: 245 REPUBLIC OF GEORGIA BORN: APRIL 14, 1983																				
04-05	12	62	7	23	.304	2	10	.200	0	0	—	1	11	12	6	9-0	0	3	16	1.3
HT: 6'10" WT: 250 GONZAGA BORN: JANUARY 13, 1983																				
08-09	79	1696	186	366	.508	0	3	.000	98	124	.790	88	272	360	166	243-4	34	168	470	5.9
09-10	42	872	85	146	.582	0	1	.000	37	78	.474	54	137	191	90	98-1	23	54	207	4.9
TOTALS	121	2568	271	512	.529	0	4	.000	135	202	.668	142	409	551	256	341-5	57	222	677	5.6
HT: 6'7" WT: 225 AKRON BORN: FEBRUARY 18, 1944																				
67-68	42	482	68	157	.433	—	—	—	36	60	.600	—	—	155	16	74-1	—	—	172	4.1
68-69	79	1486	222	535	.415	—	—	—	175	230	.761	—	—	380	67	231-6	—	—	619	7.8
69-70	3	75	9	17	.529	—	—	—	5	10	.500	—	—	14	1	7-0	—	—	23	7.7
70-71	18	200	26	82	.317	—	—	—	13	20	.650	—	—	42	8	24-0	—	—	65	3.6
71-72	62	597	71	181	.392	—	—	—	40	53	.755	—	—	131	22	67-1	—	—	182	2.9
TOTALS	204	2840	396	972	.407	—	—	—	269	373	.721	—	—	722	114	403-8	—	—	1061	5.2
PLAYOFF RECORD																				
67-68	9	148	19	40	.475	—	—	—	9	12	.750	—	—	29	10	30-2	—	—	47	5.2
68-69	6	96	13	35	.371	—	—	—	7	11	.636	—	—	25	7	14-0	—	—	33	5.5
70-71	2	18	1	5	.200	—	—	—	4	6	.667	—	—	3	1	2-0	—	—	6	3.0
71-72	3	9	2	2	1.000	—	—	—	0	0	—	—	—	3	0	0-0	—	—	4	1.3
TOTALS	20	271	35	82	.427	—	—	—	20	29	.690	—	—	60	18	46-2	—	—	90	4.5
HT: 6'10" WT: 260 SAN DIEGO HS BORN: JUNE 12, 1991																				
11-12	42	568	88	209	.421	0	1	.000	29	52	.558	54	86	140	16	84-1	16	20	205	4.9
12-13	20	63	9	24	.375	0	0	—	4	6	.667	6	11	17	1	10-0	1	2	22	1.1
TOTALS	62	631	97	233	.416	0	1	.000	33	58	.569	60	97	157	17	94-1	17	22	227	3.7
HT: 6'10" WT: 245 BAYLOR BORN: MAY 20, 1987																				
10-11	58	1029	97	222	.437	0	0	—	42	64	.656	80	101	181	40	144-0	22	86	236	4.1
11-12	38	827	82	185	.443	0	0	—	46	64	.719	58	89	147	31	115-1	25	65	210	5.5
TOTALS	96	1856	179	407	.440	0	0	—	88	128	.688	138	190	328	71	259-1	47	151	446	4.6
HT: 6'2" WT: 180 UTAH BORN: JANUARY 24, 1963																				
89-90	23	252	51	104	.490	0	0	—	24	31	.774	6	22	28	26	34-0	25	0	128	5.6
HT: 6'1" WT: 195 CINCINNATI BORN: NOVEMBER 27, 1971																				
03-04	39	1255	187	479	.390	46	150	.307	70	99	.707	16	88	104	206	57-0	20	2	490	12.6
HT: 6'10" WT: 273 BRAZIL BORN: SEPTEMBER 28, 1982																				
15-16	22	186	21	48	.438	0	0	—	16	29	.552	13	37	50	15	35-0	5	5	58	2.6
16-17	14	92	5	14	.357	0	0	—	8	11	.727	12	15	27	10	16-0	3	3	18	1.3
TOTALS	36	278	26	62	.419	0	0	—	24	40	.600	25	52	77	25	51-0	8	8	76	2.1
PLAYOFF RECORD																				
15-16	17	93	5	14	.357	0	0	—	10	19	.526	12	9	21	13	17-0	2	2	20	1.2
HT: 6'9" WT: 240 MEMPHIS BORN: MARCH 23, 1973																				
97-98	22	322	46	114	.404	0	1	.000	22	34	.647	34	68	102	18	48-1	10	6	114	5.2
HT: 6'9" WT: 215 FRESNO STATE BORN: FEBRUARY 15, 1959																				
85-86	61	749	90	167	.539	1	2	.500	25	43	.581	65	95	160	29	141-3	29	17	206	3.4
HT: 6'0" WT: 175 UNLV BORN: OCTOBER 15, 1965																				
87-88	11	123	3	20	.150	0	2	.000	2	4	.500	3	12	15	34	13-0	7	1	8	0.7
HT: 6'2" WT: 195 MEMPHIS BORN: FEBRUARY 4, 1983																				
06-07	1	7	1	1	1.000	1	1	1.000	1	2	.500	0	0	0	1	1-0	0	0	4	4.0
HT: 6'4" WT: 195 STANFORD BORN: AUGUST 29, 1931																				
57-58	10	72	5	27	.185	—	—	—	10	17	.588	—	—	15	8	9-0	—	—	20	2.0
HT: 6'2" WT: 160 TENNESSEE BORN: MARCH 23, 1927																				
53-54	64	2067	138	392	.352	—	—	—	145	206	.704	—	—	257	220	199-5	—	—	421	6.6
HT: 6'3" WT: 222 PITTSBURGH BORN: JULY 25, 1989																				
20-21	39	625	61	173	.353	13	61	.213	50	56	.893	8	58	66	99	55-0	26	6	185	4.7

WARRIORS ALL-TIME ROSTER

YEAR	G	MIN	FGM	FGA	PCT	3FG	3FGA	PCT	FTM	FTA	PCT	OFF	DEF	TOT	AST	PF-DQ	STL	BLK	PTS	AVG
HT: 6'5" WT: 205 DENVER BORN: MARCH 20, 1941																				
66-67	12	65	15	52	.280	—	—	—	6	11	.545	—	—	20	10	4-0	—	—	36	3.0
67-68	69	1320	257	610	.421	—	—	—	97	161	.567	—	—	264	159	164-1	—	—	611	8.9
TOTALS	81	1385	272	662	.411	—	—	—	103	172	.599	—	—	284	169	168-1	—	—	647	8.0
PLAYOFF RECORD																				
66-67	2	8	0	2	.000	—	—	—	0	0	—	—	—	0	1	0-0	—	—	0	0.0
67-68	10	226	55	118	.466	—	—	—	28	37	.757	—	—	53	24	26-2	—	—	138	13.8
TOTALS	12	234	55	120	.458	—	—	—	28	37	.757	—	—	53	25	26-2	—	—	138	11.5
HT: 6'11" WT: 255 NORTH CAROLINA STATE BORN: MAY 13, 1965																				
86-87	35	385	57	145	.393	0	1	.000	18	51	.353	36	65	101	16	51-0	6	8	132	3.8
87-88	8	86	14	32	.438	0	0	—	5	8	.625	9	11	20	3	10-0	1	0	33	4.1
TOTALS	43	471	71	177	.401	0	1	.000	23	59	.390	45	76	121	19	61-0	7	8	165	3.8
PLAYOFF RECORD																				
86-87	5	29	3	7	.429	—	—	—	5	6	.833	0	1	1	2	2-0	0	0	11	2.2
HT: 6'8" WT: 230 AMERICAN UNIVERSITY BORN: SEPTEMBER 17, 1951																				
87-88	6	56	7	14	.500	0	0	—	2	2	1.000	9	10	19	0	13-0	4	4	16	2.7
HT: 6'2" WT: 175 TENNESSEE BORN: APRIL 17, 1984																				
07-08	32	368	43	101	.426	9	26	.346	23	29	.793	13	19	32	35	19-0	15	0	118	3.7
08-09	77	1883	257	562	.457	48	120	.400	168	193	.870	39	153	192	206	137-2	96	4	730	9.5
09-10	65	1788	247	528	.468	45	145	.310	128	166	.771	28	141	169	180	124-2	103	8	667	10.3
TOTALS	174	4039	547	1191	.459	102	291	.351	319	388	.822	80	313	393	421	280-4	214	12	1515	8.7
HT: 6'10" WT: 230 SOUTHERN MISSISSIPPI BORN: SEPTEMBER 8, 1970																				
97-98	31	1035	127	277	.458	0	0	—	77	103	.748	89	169	258	49	86-1	42	22	331	10.7
HT: 6'3" WT: 207 MISSISSIPPI STATE BORN: SEPTEMBER 10, 1996																				
21-22	11	73	12	21	.571	1	5	.200	5	5	1.000	2	12	14	5	15-0	1	1	30	2.7
HT: 6'10" WT: 250 MICHIGAN BORN: MARCH 1, 1973																				
93-94	76	2438	572	1037	.552	0	4	.000	189	355	.532	305	389	694	272	247-4	93	164	1333	17.5
07-08	9	126	15	31	.484	0	0	—	5	12	.417	2	30	32	18	17-0	4	6	35	3.9
TOTALS	85	2564	587	1068	.549	0	4	.000	194	367	.529	307	419	726	290	264-4	97	170	1368	16.1
PLAYOFF RECORD																				
93-94	3	109	22	40	.550	0	2	.000	3	10	.300	13	13	26	27	11-0	3	9	47	15.7
HT: 6'2" WT: 165 VIRGINIA COMMONWEALTH BORN: DECEMBER 29, 1992																				
16-17	7	46	5	14	.357	0	3	.000	2	3	.667	0	4	4	5	4-0	3	1	12	1.7
HT: 7'0" WT: 245 WASHINGTON BORN: JANUARY 2, 1964																				
89-90	14	142	16	38	.421	0	0	—	18	23	.783	11	25	36	4	37-0	5	8	50	3.6
HT: 6'7" WT: 208 CZECH REPUBLIC BORN: JANUARY 27, 1980																				
02-03	37	234	19	75	.253	1	4	.250	22	29	.759	12	16	28	27	32-1	8	2	61	1.6
HT: 6'9" WT: 250 XAVIER BORN: AUGUST 29, 1980																				
16-17	68	854	135	252	.536	3	8	.375	43	56	.768	47	156	203	151	105-0	42	48	316	4.6
17-18	73	999	216	378	.571	3	8	.375	60	79	.759	64	174	238	138	120-0	47	75	495	6.8
TOTALS	141	1853	351	630	.557	6	16	.375	103	135	.763	111	330	441	289	225-0	89	123	811	5.8
PLAYOFF RECORD																				
16-17	17	221	34	59	.576	1	2	.500	7	9	.778	7	39	46	36	26-0	7	13	76	4.5
17-18	18	175	27	45	.600	1	2	.500	4	4	1.000	11	26	37	32	23-0	6	10	59	3.3
TOTALS	35	396	61	104	.587	2	4	.500	11	13	.846	18	65	83	68	49-0	13	23	135	3.9
HT: 6'4" WT: 205 VILLANOVA BORN: JANUARY 26, 1940																				
62-63	29	771	40	111	.366	—	—	—	12	18	.667	—	—	35	28	47-0	—	—	92	3.2
HT: 6'3" WT: 190 KANSAS BORN: NOVEMBER 16, 1946																				
78-79	29	883	149	314	.475	—	—	—	60	69	.870	20	52	72	133	73-0	26	3	258	12.3
79-80	78	2052	336	706	.476	1	6	.167	97	114	.851	42	139	181	239	186-0	88	13	770	9.9
TOTALS	107	2935	485	1020	.475	1	6	.167	157	183	.858	62	191	253	372	259-0	114	16	1128	10.5
HT: 6'9" WT: 230 CHARLOTTE BORN: JUNE 28, 1980																				
04-05	16	146	23	62	.371	5	16	.313	6	10	.600	4	11	15	8	13-0	2	1	57	3.6
HT: 6'2" WT: 195 ARIZONA STATE BORN: JUNE 23, 1953																				
80-81	4	43	9	18	.500	0	0	—	4	4	1.000	0	0	0	2	7-0	4	0	22	5.5
HT: 6'2" WT: 170 TENNESSEE BORN: FEBRUARY 15, 1965																				
87-88	35	462	94	203	.463	0	5	.000	30	41	.732	11	17	28	49	43-0	19	2	218	6.2

WARRIORS ALL-TIME ROSTER



YEAR	G	MIN	FGM	FGA	PCT	3FG	3FGA	PCT	FTM	FTA	PCT	OFF	DEF	TOT	AST	PF-DQ	STL	BLK	PTS	AVG
JEROME WHITEHEAD																				
84-85	79	2536	421	825	.510	0	0	—	84	235	.783	219	403	622	53	322-8	45	43	1026	13.0
85-86	81	1079	126	294	.429	0	0	—	60	97	.619	94	234	328	19	176-2	18	19	312	3.9
86-87	73	937	147	327	.450	0	1	.000	79	113	.699	110	152	262	24	175-1	16	12	373	5.1
87-88	72	1221	174	360	.483	0	0	—	59	82	.720	109	212	321	39	209-3	32	21	407	5.7
88-89	5	42	3	6	.500	0	0	—	1	2	.500	0	5	5	2	8-0	1	0	7	1.4
TOTALS	310	5815	871	1812	.481	0	1	.000	383	529	.724	532	1006	1538	137	890-14	112	95	2125	6.9
PLAYOFF RECORD																				
86-87	10	100	9	27	.333	0	0	—	4	10	.400	5	9	14	3	22-1	2	2	22	2.2
ANDREW WIGGINS																				
19-20	12	403	86	188	.457	20	59	.339	41	61	.672	18	37	55	43	26-0	16	17	233	19.4
20-21	71	2364	505	1058	.477	140	368	.380	170	238	.714	82	265	347	167	159-0	67	70	1320	18.6
21-22	73	2539	548	1019	.466	157	399	.393	149	235	.634	85	240	325	161	158-1	76	51	1256	17.2
TOTALS	156	5097	1066	2265	.471	317	826	.384	360	534	.674	185	542	727	371	343-1	159	138	2809	18.0
NBA PLAYOFF RECORD																				
21-22	22	767	143	305	.469	35	105	.333	42	65	.646	54	111	165	40	54-0	22	23	363	16.5
NBA ALL-STAR GAME RECORD																				
2022	—	15	4	7	.571	2	4	.500	0	0	—	0	0	0	1	0-0	0	0	10	10.0
JAMAAL (KEITH) WILKES																				
74-75	82	2515	502	1135	.442	—	—	—	160	218	.734	203	468	671	183	222-0	107	22	1164	14.2
75-76	82	2716	617	1334	.463	—	—	—	227	294	.772	193	527	720	167	222-0	102	31	1461	17.8
76-77	76	2579	548	1147	.478	—	—	—	247	310	.797	155	423	578	211	222-1	127	16	1342	17.7
TOTALS	240	7810	1667	3616	.461	—	—	—	634	822	.771	551	1418	1969	561	666-1	336	69	3968	16.5
PLAYOFF RECORD																				
74-75	17	503	111	249	.446	—	—	—	33	47	.702	30	89	119	28	53-1	26	14	255	15.0
75-76	13	450	86	200	.430	—	—	—	35	45	.778	25	78	103	29	33-1	12	8	207	15.9
76-77	10	346	66	154	.429	—	—	—	23	28	.821	18	62	80	16	23-0	16	6	155	15.5
TOTALS	40	1299	263	603	.436	—	—	—	91	120	.758	73	229	302	73	109-2	54	28	617	15.4
ALL-STAR RECORD																				
1976	1	14	3	9	.333	—	—	—	2	2	1.000	3	1	4	2	0-0	1	0	8	8.0
BRANDON WILLIAMS																				
97-98	9	140	16	50	.320	3	9	.333	2	4	.500	4	11	15	3	18-0	6	3	37	4.1
GUS WILLIAMS																				
75-76	77	1728	365	853	.428	—	—	—	173	233	.742	62	97	159	240	143-2	140	26	903	11.7
76-77	82	1930	325	701	.464	—	—	—	112	150	.747	72	161	233	292	218-4	121	19	762	9.3
TOTALS	159	3658	690	1554	.444	—	—	—	285	383	.744	134	258	392	532	361-6	261	45	1665	10.5
GUY WILLIAMS																				
85-86	5	25	2	5	.400	0	0	—	3	6	.500	0	6	6	0	7-1	1	2	7	1.4
MARCUS WILLIAMS																				
08-09	9	54	4	17	.235	2	6	.333	2	6	.333	0	4	4	13	6-0	1	1	12	1.3
NATE WILLIAMS																				
77-78	46	815	222	510	.435	—	—	—	70	84	.833	38	76	114	40	120-2	36	22	514	11.2
78-79	81	1299	284	567	.501	—	—	—	102	117	.872	68	139	207	61	169-0	55	5	670	8.3
TOTALS	127	2114	506	1077	.470	—	—	—	172	201	.856	106	215	321	101	289-2	91	27	1184	9.3
REGGIE WILLIAMS																				
09-10	24	782	140	283	.495	33	92	.359	52	62	.839	18	92	110	66	49-0	23	6	365	15.2
10-11	80	1626	268	572	.469	102	241	.423	100	134	.746	45	171	216	121	124-1	28	3	738	9.2
TOTALS	104	2407	408	855	.477	135	333	.405	152	196	.776	63	263	326	187	173-1	51	9	1193	10.6
RON WILLIAMS																				
68-69	75	1472	238	567	.420	—	—	—	109	142	.768	—	—	178	247	176-3	—	—	585	7.8
69-70	80	2435	452	1046	.432	—	—	—	277	337	.822	—	—	190	424	287-7	—	—	1181	14.8
70-71	82	2809	426	977	.436	—	—	—	331	392	.844	—	—	244	480	301-9	—	—	1183	14.4
71-72	80	1932	291	614	.474	—	—	—	195	234	.833	—	—	147	308	232-1	—	—	777	9.7
72-73	73	1016	180	409	.440	—	—	—	75	83	.904	—	—	81	114	108-0	—	—	435	6.0
TOTALS	390	9664	1587	3613	.439	—	—	—	987	1188	.831	—	—	840	1573	1104-20	—	—	4161	10.7
PLAYOFF RECORD																				
68-69	4	42	10	26	.385	—	—	—	4	4	1.000	—	—	4	3	4-0	—	—	24	6.0
70-71	5	172	24	63	.381	—	—	—	17	19	.895	—	—	17	29	19-1	—	—	65	13.0
71-72	5	83	9	31	.290	—	—	—	14	15	.933	—	—	8	10	12-0	—	—	32	6.4
72-73	3	20	4	6	.667	—	—	—	1	1	1.000	—	—	1	5	1-0	—	—	9	3.0
TOTALS	17	317	47	126	.373	—	—	—	36	39	.923	—	—	30	47	36-1	—	—	130	7.6

ALL-TIME ROSTER

WARRIORS ALL-TIME ROSTER

YEAR	G	MIN	FGM	FGA	PCT	3FG	3FGA	PCT	FTM	FTA	PCT	OFF	DEF	TOT	AST	PF-DQ	STL	BLK	PTS	AVG
SAM WILLIAMS															HT: 6'8" WT: 215		ARIZONA STATE		BORN: MARCH 7, 1959	
81-82	59	1073	154	277	.556	0	0	—	49	89	.551	91	217	308	38	156-0	45	76	357	6.1
82-83	75	1553	252	479	.526	0	1	.000	123	171	.719	153	240	393	45	244-4	71	89	627	8.4
83-84	7	59	11	26	.423	0	0	—	6	7	.857	4	9	13	2	6-0	6	3	28	4.0
TOTALS	141	2685	417	782	.533	0	1	.000	178	267	.667	248	466	714	85	406-4	122	168	1012	7.2
KEVIN WILLIS															HT: 7'0" WT: 245		MICHIGAN STATE		BORN: SEPTEMBER 6, 1962	
95-96	28	778	130	300	.433	1	4	.250	54	77	.701	74	144	218	19	95-0	13	16	315	11.3
OTHELL WILSON															HT: 6'0" WT: 190		VIRGINIA		BORN: OCTOBER 26, 1961	
84-85	74	1260	134	291	.460	3	16	.188	54	76	.711	35	96	131	217	122-0	77	12	325	4.4
THOMAS "BUBBA" WILSON															HT 6'3" WT: 175		WESTERN CAROLINA		BORN: AUGUST 7, 1955	
79-80	16	143	7	25	.280	0	0	—	3	6	.500	6	10	16	12	11-0	2	0	17	1.1
JOHN WINDSOR															HT: 6'8" WT: 215		STANFORD		BORN: APRIL 8, 1940	
63-64	68	10	27	.370	—	—	—	—	7	8	.875	—	—	26	2	13-0	—	—	27	2.5
JAMES WISEMAN															HT: 7'0" WT: 244		MEMPHIS		BORN: MARCH 31, 2001	
20-21	39	836	191	368	.519	12	38	.316	54	86	.628	55	171	226	26	121-4	11	36	448	11.5
DAVID WOOD															HT: 6'9" WT: 230		NEVADA-RENO		BORN: NOVEMBER 30, 1964	
94-95	78	1336	153	326	.469	31	91	.341	91	117	.778	83	158	241	65	217-4	28	13	428	5.5
95-96	21	96	7	14	.500	1	3	.333	7	8	.875	7	9	16	5	23-0	2	1	22	1.0
TOTALS	99	1432	160	340	.471	32	94	.340	98	125	.784	90	167	257	70	240-4	30	14	450	4.5
MARK WORKMAN															HT: 6'9" WT: 217		WEST VIRGINIA		BORN: MARCH 10, 1930	
52-53	65	1030	130	408	.319	—	—	—	70	113	.619	—	—	193	37	166-5	—	—	330	5.1
BRANDAN WRIGHT															HT: 6'10" WT: 210		NORTH CAROLINA		BORN: OCTOBER 5, 1987	
07-08	38	376	62	112	.554	0	0	—	27	40	.675	38	61	99	9	36-0	6	22	151	4.0
08-09	39	688	130	246	.528	0	4	.000	63	85	.741	62	95	157	21	74-0	22	37	323	8.3
09-10	Did not play due to injury																			
10-11	21	194	38	63	.603	0	0	—	7	14	.500	14	27	41	5	19-0	3	10	83	4.0
TOTALS	98	1257	230	421	.546	0	4	.000	97	139	.698	114	183	297	35	110-0	31	69	557	5.7
CHRIS WRIGHT															HT: 6'8" WT: 226		DAYTON		BORN: SEPTEMBER 30, 1988	
11-12	24	186	23	45	.511	0	0	—	24	31	.774	19	26	45	4	22-0	7	13	70	2.9
DORELL WRIGHT															HT: 6'9" WT: 205		SOUTH KENT PREP (SOUTH KENT, CT)		BORN: DECEMBER 2, 1986	
10-11	82	3146	485	1146	.423	194	516	.376	180	228	.789	88	343	431	242	171-0	124	63	1344	16.4
11-12	61	1650	222	526	.422	105	292	.360	80	98	.816	60	218	278	94	97-0	68	26	629	10.3
TOTALS	143	4796	707	1672	.423	299	808	.370	260	326	.798	148	561	709	336	268-0	192	89	1973	13.8
NICK YOUNG															HT: 6'7" WT: 210		USC		BORN: JUNE 1, 1985	
17-18	80	1393	201	488	.412	123	326	.377	56	65	.862	20	105	125	36	100-0	38	7	581	7.3
PLAYOFF RECORD																				
17-18	20	205	16	53	.302	14	47	.298	6	8	.750	1	11	12	4	18-0	1	0	52	2.6
TIM YOUNG															HT: 7'2" WT: 270		STANFORD		BORN: FEBRUARY 6, 1976	
99-00	25	137	13	39	.333	0	0	---	28	36	.778	13	22	35	5	18-0	2	1	54	2.2
BOB ZAWOLUK															HT: 6'7" WT: 215		ST. JOHN'S (NY)		BORN: OCTOBER 13, 1930	
53-54	71	1795	203	540	.376	—	—	—	186	230	.809	—	—	330	99	220-6	—	—	592	8.3
54-55	67	1117	138	375	.368	—	—	—	155	199	.779	—	—	256	87	147-3	—	—	431	6.4
TOTALS	138	2912	341	915	.373	—	—	—	341	429	.795	—	—	586	186	367-9	—	—	1023	7.4

DRAFT & TRANSACTIONS



WARRIORS DRAFT CHOICES

RND	PICK	PLAYER	FROM
1947			
		Francis Crossin	Pennsylvania
		Ed Koffenberger	Duke
		Norman Butz	St. Joseph's (PA)
		Jim Kaeding	York

1948			
		William Brown	Maryland
		Hugh Compton	Louisville
		Joe Nelson	Brigham Young
		Clint Pace	Pepperdine
		Roy Pugh	Southern Methodist
		Don Ray	Western Kentucky
		Tom Short	Kansas Wesleyan
		Joe Wahl	Akron
		Andy Wolfe	California

1949			
1		Vern Gardner	Utah
2		Jim Nolan	Georgia Tech

1950			
1	3	Paul Arizin	Villanova
2	15	Ed Dahler	Duquesne
3	27	Buddy Cate	Western Kentucky
4	39	Paul Senesky	St. Joseph's (PA)
5	51	Ike Borsavage	Temple
6	63	Dick Dallmer	Cincinnati
7	75	Charles Northrup	Siena
8	87	Brooks Ricca	Villanova
9	99	Joe Kaufman	NYU
10	111	Bernie Adams	Princeton
11	123	Leo Wolfe	Villanova
12	135	Ed Montgomery	Tennessee

1951			
1	9	Don Sunderlage	Illinois
2	19	Mel Payton	Tulane
3	29	Bob Schloss	Georgia
4	39	Jud Milhon	Ohio Wesleyan
5	49	Mike Kearns	Princeton
6	59	Bob Swalls	Indiana Central
7	69	George Dempsey	King's College (PA)
8	78	Jim Phelan	La Salle
9	89	Hugh Faulkner	Pepperdine
10	99	Paul Gerwin	Cornell

1952			
1	*	Bill Milkvy	Temple
2		Walter Davis	Texas A&M
		Tom Brennan	Villanova
		Bob Brown	Louisville
		Burr Carlson	Connecticut
		Newt Jones	La Salle
		Nick Kladis	Loyola (IL)
		Moe Radovich	Wyoming
		Don Scanlon	Pennsylvania
		Glenn Smith	Utah
		Ben Stewart	Villanova

*Territorial Choice (order of selection unknown)

RND	PICK	PLAYER	FROM
1953			
1	1	Ernie Beck	Pennsylvania
2	10	Larry Hennessy	Villanova
3	19	Norm Grekin	La Salle
4	28	Fred lehle	La Salle
5	37	Eddie Solomon	West Virginia Tech
6	46	Don Eby	USC
7	55	Bob Marske	South Dakota
8	64	Bill Dodd	Colgate
9	73	Bob Sassone	St. Bonaventure
10	81	Toar Hester	Centenary
11	88	John Doogan	St. Joseph's (PA)
12	95	Charles Duffley	St. Anslem's

1954			
1	3	Gene Shue	Maryland
2	12	Larry Costello	Niagara
3	21	Ben Peters	St. Benedict
4	30	Chuck Noble	Louisville
5	39	Rudy D'Emilio	Duke
6	48	Len Winogard	Brandeis
7	57	Bob Brady	San Diego State
8	66	Bob Hodges	East Carolina
9	75	Vince Leta	Lycoming
10	83	Bill Sullivan	Notre Dame
11	92	Frank O'Hara	La Salle
12	95	John Glinski	(unknown)
13	96	John Holup	George Washington

1955			
1	*	Tom Gola	La Salle
		Jack Devine	Villanova
		Walt Devlin	George Washington
		Al Didriksen	Temple
		Jerry Koch	St. Louis
		Lester Lane	Oklahoma
		Bob Schafer	Villanova
		Harry Silcox	Temple
		George Swyers	West Virginia Tech
		Ed Wiener	Tennessee

*Territorial Choice (order of selection unknown)

1956			
1	8	Hal Lear	Temple
2	16	Phil Rollins	Louisville
3	24	Bevo Francis	Rio Grande
4	32	Phil Wheeler	Cincinnati
5	40	Joe Belmont	Duke
6	48	Mickey Winograd	Duquesne
7	56	John Fannon	Notre Dame
8	63	Max Anderson	Oregon
9	70	Ron Clark	Springfield

WARRIORS DRAFT CHOICES



RND	PICK	PLAYER	FROM
1957			
1	6	Len Rosenbluth	North Carolina
2	14	Jack Sullivan	Mount St. Mary's
3	22	Angelo Lombardo	Manhattan
4	30	Ray Radziszewski	St. Joseph's (PA)
5	38	Jim Radcliffe	Lafayette
6	46	Alonza Lewis	La Salle
7	53	Max Jameson	Kentucky State
8	60	Woody Sauldsberry	Texas Southern
9	67	Steve Hamilton	Morehead State
10	73	Jerry Calvert	Kentucky

Supplemental Draft

1	1	Jerry Gibson	
---	---	--------------	--

1958			
1	5	Guy Rodgers	Temple
2	13	Lloyd Sharrar	West Virginia
3	20	Frank Howard	Ohio State
4	28	Temple Tucker	Rice
5	36	Don Ohl	Illinois
6	44	Bucky Allen	Duke
7	52	Jay Norman	Temple
8	60	Tom Brennan	Villanova
9	67	Nick Davis	Maryland
10	72	Larry Hedden	Michigan State

1959			
1	*	Wilt Chamberlain	Kansas
2	9	Joe Ruklick	Northwestern
3	17	Jim Hockaday	Memphis State
4	25	Ron Stevenson	Texas Christian
5	33	Bill Telasky	Geo. Washington
6	41	Joe Spratt	St. Joseph's (PA)
7	49	Joe Ryan	Villanova
8	56	Dave Gunther	Iowa
9	62	Carl Belz	Princeton
10	68	Tony Sellari	Lenoir Rhyne
11	74	Phil Warren	Northwestern

* Originally selected in 1955 out of high school as a territorial choice eligible in 1959.

1960			
1	7	Al Bunge	Maryland
2	15	Bill Kennedy	Temple
3	23	Bob Mealy	Manhattan
4	31	Charley Sharp	Southwest Texas
5	39	Alvin Attles	North Carolina A&T
6	47	Jim Brangan	Princeton
7	55	Bob Clarke	St. Joseph's (PA)
8	62	George Raveling	Villanova

1961			
1	7	Tom Meschery	St. Mary's (CA)
2	15	Ted Luckenbill	Houston
3	29	Jack Egan	St. Joseph's (PA)
4	38	John Tidwell	Michigan
5	47	Bruce Spraggins	Virginia Union
6	56	Dick Goldberg	Mississippi South
7	65	Charles McNeil	Maryland
8	74	Larry Swift	N.E. Missouri St.
10	89	Leo Hill	Los Angeles State

Supplemental Draft

11	97	Corky Whitrow	Georgetown (KY)
----	----	---------------	-----------------

RND	PICK	PLAYER	FROM
1962			
1	5	Wayne Hightower	Kansas
2	14	Hubie White	Villanova
3	23	Dave Fedor	Florida State
4	32	Garry Roggenburk	Dayton
5	41	Jack Jackson	Virginia Union
6	50	Jim Hudock	North Carolina
7	59	Howard Montgomery	Pan American
8	67	Bill Kirvin	Xavier
9	76	Tom Kiefer	St. Louis

Supplemental Draft

10	84	Ken McComb	North Carolina
11	89	Donnie Walsh	North Carolina
12	92	Charles Warren	Oregon

1963			
1	3	Nate Thurmond	Bowling Green
2	11	Gary Hill	Oklahoma City
3	20	Steve Gray	St. Mary's (CA)
4	29	Dave Downey	Illinois
5	38	Don Turner	Southwest Kansas
6	47	Gene Shields	Santa Clara
7	56	Don Clemetson	Stanford

Supplemental Draft

8	65	Harry Dinnel	Pepperdine
9	70	Chuck White	Idaho

1964			
1	6	Barry Kramer	NYU
2	14	Bud Koper	Oklahoma City
3	23	McCoy McLemore	Drake
4	32	Gene Elmore	South. Methodist
5	41	Roger Suttner	Kansas State
6	50	Ray Carey	Missouri
7	59	Dave Lee	U. of San Francisco
8	68	Bob Garibaldi	Santa Clara
9	75	Camden Wall	California
10	82	Jeff Cartwright	Chapman College

1965			
1	1	Fred Hetzel	Davidson
1	2	Rick Barry	Miami (Fla.)
3	14	Wilbert Frazier	Grambling
4	23	Keith Erickson	UCLA
5	32	Warren Rustand	Arizona
6	41	Eddie Jackson	Oklahoma City
7	50	Jim Jarvis	Oregon State
8	59	Dan Wolters	California
9	66	Willie Cotton	Central Oklahoma

1966			
1	3	Clyde Lee	Vanderbilt
2	13	Joe Ellis	U. of San Francisco
3	23	Steve Chubin	Rhode Island
4	33	Steve Vacendak	Duke
5	43	Tom Kerwin	Centenary
6	53	Jim Pitts	Northwestern
7	62	Lon Hughey	Fresno State
8	71	Ken Washington	UCLA

WARRIORS DRAFT CHOICES

RND	PICK	PLAYER	FROM
1967			
1	10	Dave Lattin	Texas Western
3	27	Bill Turner	Akron
4	39	Bob Lewis	North Carolina
5	51	Mike Lynn	UCLA
6	63	Dale Schlueter	Colorado State
7	75	Sonny Bustion	Colorado State
8	87	Bob Krulish	Pacific
9	98	Richard Dean	Syracuse
10	109	Joe Galbo	San Francisco St.
11	119	Bill Morgan	New Mexico
12	130	David Fox	Pacific

1968			
1	9	Ron Williams	West Virginia
3	29	Don Sidle	Oklahoma
4	43	Edgar Lacey	UCLA
5	57	Jim Eakins	Brigham Young
6	71	Bob Allen	Marshall
7	85	Dave Reasor	West Virginia
8	99	Walt Piatkowski	Bowling Green
9	113	Art Wilmore	U. of San Francisco
10	127	Bob Heaney	Santa Clara
11	140	Jerry Chandler	Nevada Southern
12	153	Bob Wolfe	California

1969			
1	7	Bob Portman	Creighton
2	22	Ed Siudet	Holy Cross
3	36	Tom Hagan	Vanderbilt
4	50	Lee Lafayette	Michigan State
5	64	Willie Wise	Drake
6	78	Dan Obravak	Dayton
7	92	Pat Foley	Pacific
8	106	Steve Rippe	Santa Barbara
9	120	Greg Reed	Sacramento State
10	134	Dick Chapman	San Francisco St.
11	148	Rich Holmberg	St. Mary's (CA)
12	161	Joe Callahan	San Francisco St.

1970			
3	36	Earl Higgins	Eastern Michigan
4	53	Ralph Ogden	Santa Clara
5	70	Levi Fontaine	Maryland State
6	87	Vic Bartolome	Oregon State
7	104	Joe Bergman	Creighton
8	121	Jeff Sewell	Marquette
9	138	Lou Small	Nevada
10	155	Coby Dietrick	San Jose State

1971			
1	8	Darnell Hilman	San Jose State
4	59	Greg Gary	St. Bonaventure
5	76	Odis Allison	UNLV
6	93	Charles Johnson	California
7	110	Ken May	Dayton
8	127	Jim Haderlein	Loyola (CA)
9	143	Clarence Smith	Villanova
10	159	Bill Drosdiak	Oregon

Supplemental Draft

1	3	Cyril Baptiste	Creighton
---	---	----------------	-----------

RND	PICK	PLAYER	FROM
1972			
<i>1 Forfeited by selection in 1971 supplementary draft</i>			
3	43	Bill Chamberlain	North Carolina
4	60	John Tschogl	Cal-Santa Barbara
5	76	Charles Dudley	Washington
6	93	Henry Bacon	Louisville
7	110	Bill Franklin	Purdue
8	126	John Burks	U. of San Francisco
9	141	Bill Duey	California

1973			
1	11	Kevin Joyce	South Carolina
2	29	Derrek Dickey	Cincinnati
3	46	Jim Retseck	Auburn
4	63	Ron King	Florida State
5	80	Nate Stephens	Long Beach State
6	97	Bob Lauriski	Utah State
7	114	Steve Smith	Loyola (CA)
8	131	Jeff Dawson	Illinois
9	146	Everett Fopma	Idaho State
10	160	Fred Lavoroni	Santa Clara

1974			
1	11	Keith Wilkes	UCLA
2	29	Phil Smith	U. of San Francisco
3	47	Frank Kendrick	Purdue
4	65	Willie Biles	Tulsa
5	83	Steve Erickson	Oregon
6	101	John Errecart	Pacific
7	119	Brady Allen	California
8	137	Clarence Allen	Cal-Santa Barbara
9	155	Carl Meier	California
10	172	Marvin Buckley	Nevada-Reno

1975			
1	14	Joe Bryant	La Salle
2	20	Gus Williams	USC
3	40	Otis Johnson	Stetson
3	51	Robert Hawkins	Illinois State
4	69	Billy Taylor	La Salle
5	87	Larry Pounds	Washington
6	105	Tony Styles	U. of San Francisco
7	123	Stan Boyer	Wyoming
8	141	Mike Rozenski	St. Mary's (CA)
9	157	Scott Trobbe	Stanford
10	171	Maurice Harper	St. Mary's (CA)

Supplemental Draft

3	4	Skip Wise	Clemson
---	---	-----------	---------

1976			
1	8	Robert Parish	Centenary
1	17	Sonny Parker	Texas A&M
2	34	Marshall Rogers	Pan American
3	<i>Forfeited by selection in 1975 supplementary draft</i>		
4	68	Jeff Fosnes	Vanderbilt
5	86	Carl Bird	California
6	91	Duane Barnett	Stanford
6	104	Gene Cunningham	Norfolk State
7	122	Jesse Campbell	Mercyhurst
8	140	Stan Boskovich	West Virginia
9	157	Howard Smith	U. of San Francisco
10	173	Ken Smith	San Diego State

WARRIORS DRAFT CHOICES



RND	PICK	PLAYER	FROM
1977			
1	16	Rickey Green	Michigan
1	18	Wesley Cox	Louisville
2	38	Ricky Love	Alabama-Huntsville
3	60	Marlon Redmond	U. of San Francisco
4	82	Roy Smith	Kentucky State
4	87	Leartha Scott	Wisconsin-Parkside
5	104	Ray Epps	Norfolk State
6	126	Jack Phelan	St. Francis (PA)
7	146	Jerry Thurston	Mercer
8	165	Ricky Marsh	Manhattan

1978			
1	5	Purvis Short	Jackson State
1	22	Raymond Townsend	UCLA
2	40	Wayne Cooper	New Orleans
3	56	Steve Neff	Bethany Nazarene
4	77	Derrick Jackson	Georgetown
5	101	Bubba Wilson	Western Carolina
6	122	Buzz Hartnett	U. of San Diego
7	142	Rick Bernard	St. Mary's (CA)
8	163	Tony Searcy	Appalachian State
9	179	Bobby Humbles	Bradley
10	193	Mike Muff	Murray State

1979			
2	28	Danny Salisbury	Pan American
3	54	Lynbert Johnson	Wichita State
4	75	Ron Ripley	Wisconsin-Green Bay
4	82	Jerry Sighting	Purdue
5	96	George Lett	Centenary
6	118	Jim Mitchem	DePaul
7	137	Ren Watson	Virginia CW
8	155	Mario Butler	Briarcliff
9	175	Gene Ransom	California
10	192	Kevin Heenan	Cal-Fullerton

1980			
1	1	Joe Barry Carroll	Purdue
1	13	Rickey Brown	Mississippi State
2	24	Larry Smith	Alcorn State
2	25	Jeff Ruland	Iona
3	49	John Virgil	North Carolina
4	71	Robert Scott	Alabama
5	95	Don Carfino	USC
6	117	Neil Bresnahan	Illinois
7	141	Lorenzo Romar	Washington
8	162	Kurt Kanaskie	La Salle
9	182	Billy Reid	U. of San Francisco
10	200	Tim Higgins	Kearney State

1981			
2	33	Sam Williams	Arizona State
3	56	Carlton Neverson	Pittsburgh
4	76	Lewis Lloyd	Drake
4	80	Terry Adolph	West Texas State
5	102	Hank McDowell	Memphis State
6	126	Carter Scott	Ohio State
7	148	Robby Dosty	Arizona
8	171	Yasutaka Okayama	U. of Osaka (Japan)
9	192	Doug Murrey	San Jose State
10	213	Barry Brooks	USC

RND	PICK	PLAYER	FROM
1982			
1	14	Lester Conner	Oregon State
2	35	Derek Smith	Louisville
2	38	Wayne Sappleton	Loyola (IL)
3	60	Chris Engler	Wyoming
4	83	Ken Stancell	Virginia CW
5	106	Albert Irving	Alcorn State
6	129	David Vann	St. Mary's (CA)
7	152	Matt Waldron	Pacific
8	175	Mark King	Florida Southern
9	198	Nick Morken	Tenn.-Chattanooga
10	219	Randy Whieldon	Cal-Irvine

1983			
1	6	Russell Cross	Purdue
2	43	Pace Mannion	Utah
3	53	Michael Holton	UCLA
4	77	Peter Thiabeaux	St. Mary's (CA)
5	99	Greg Hines	Hampton Institute
6	123	Tom Heywood	Weber State
7	145	Peter Williams	Utah
8	169	Doug Harris	Central Washington
9	190	Greg Goorjian	Loyola-Marymount
10	212	Michael Zeno	Long Beach State

1984			
2	30	Steve Burt	Iona
2	31	Jay Murphy	Boston College
2	35	Othell Wilson	Virginia
2	45	Gary Plummer	Boston University
3	55	Lewis Jackson	Alabama State
5	101	Steve Bartek	Doane College (NE)
5	110	Scott McCollum	Pepperdine
6	123	Tony Martin	Wyoming
7	147	Cliff Higgins	Cal-State Northridge
8	169	Paul Brozovich	UNLV
9	192	Mitch Arnold	Fresno State
10	213	Tim Bell	Cal-Riverside

1985			
1	7	Chris Mullin	St. John's
2	42	Bobby Lee Hurt	Alabama
3	49	Brad Wright	UCLA
4	71	Luster Goodwin	Texas-El Paso
5	95	Greg Cavener	Missouri
6	117	Gerald Crosby	Georgia
7	141	Eric Boyd	North Carolina A&T

1986			
1	3	Chris Washburn	N. Carolina State
3	51	Mike Williams	Bradley
3	59	Wendell Alexis	Syracuse
4	75	Dan Bingenheimer	Missouri
5	97	Clinton Smith	Cleveland State
6	121	Bobby Lee Hurt	Alabama
7	143	Steve Kenilvort	Santa Clara

WARRIORS DRAFT CHOICES

RND	PICK	PLAYER	FROM
1987			
1	14	Tellis Frank	West. Kentucky
3	58	Darryl Johnson	Michigan State
4	83	Bennie Bolton	N. Carolina State
5	105	Terry Williams	South. Methodist
6	127	Sarunas Marciulionis	Soviet Union
7	152	Ronnie Leggette	West Virginia State
1988			
1	5	Mitch Richmond	Kansas State
2	41	Keith Smart	Indiana
1989			
1	14	Tim Hardaway	Texas-El Paso
1990			
1	11	Tyrone Hill	Xavier
2	28	Les Jepsen	Iowa
2	34	Kevin Pritchard	Kansas
1991			
1	16	Chris Gatling	Old Dominion
1	17	Victor Alexander	Iowa State
1	25	Shaun Vandiver	Colorado
2	43	Lamont Strothers	Christopher Newport
1992			
1	24	Latrell Sprewell	Alabama
2	43	Predrag Danilovic	Partizan Belgrade
2	50	Matt Fish	NC-Wilmington
1993			
1	3	Anfernee Hardaway	Memphis State
2	34	Darnell Mee	Western Kentucky
1994			
1	16	Clifford Rozier	Louisville
2	39	Anthony Miller	Michigan State
2	45	Dwayne Morton	Louisville
1995			
1	1	Joe Smith	Maryland
2	34	Andrew DeClercq	Florida
2	40	Dwayne Whitfield	Jackson State
2	50	Martin Lewis	Seward County CC
2	55	Michael McDonald	New Orleans
1996			
1	11	Todd Fuller	North Carolina State
2	40	Marcus Mann	Mississippi Valley St.
1997			
1	8	Adonal Foyle	Colgate
2	38	Marc Jackson	Temple
1998			
1	5	Vince Carter	North Carolina
1999			
1	21	Jeff Foster	Southwest Texas State
2	56	Tim Young	Stanford
2000			
2	55	Chris Porter	Auburn
2001			
1	5	Jason Richardson	Michigan State
1	14	Troy Murphy	Notre Dame
2	30	Gilbert Arenas	Arizona

RND	PICK	PLAYER	FROM
2002			
1	3	Mike Dunleavy	Duke
2	29	Steve Logan	Cincinnati
2003			
1	11	Mickael Pietrus	France
2	40	Derrick Zimmerman	Mississippi State
2004			
1	11	Andris Biedrins	Latvia
2005			
1	9	Ike Diogu	Arizona State
2	40	Monta Ellis	Lanier HS (Jackson, MS)
2	42	Chris Taft	Pittsburgh
2006			
1	9	Patrick O'Bryant	Bradley
2	38	Kosta Perovic	Serbia
2007			
1	18	Marco Belinelli	Italy
2	36	Jermareo Davidson	Alabama
2	46	Stephane Lasme	Massachusetts
2008			
1	14	Anthony Randolph	LSU
2	49	Richard Hendrix	Alabama
2009			
1	7	Stephen Curry	Davidson
2010			
1	6	Ekpe Udoh	Baylor
2011			
1	11	Klay Thompson	Washington State
2	44	Charles Jenkins	Hofstra
2012			
1	7	Harrison Barnes	North Carolina
1	30	Festus Ezeli	Vanderbilt
2	35	Draymond Green	Michigan State
2	52	Ognjen Kuzmic	Bosnia & Herzegovina
2013			
<i>Warriors did not make a draft pick</i>			
2014			
<i>Warriors did not make a draft pick</i>			
2015			
1	30	Kevon Looney	UCLA
2016			
1	30	Damian Jones	Vanderbilt
2017			
<i>Warriors did not make a draft pick</i>			
2018			
1	28	Jacob Evans III	Cincinnati
2019			
1	28	Jordan Poole	Michigan
2	41	Eric Paschall	Villanova
2	58	Miye Oni	Yale

Current Warriors in **BOLD**



RND	PICK	PLAYER	FROM
2020			
1	2	James Wiseman	Memphis
2	48	Nico Mannion	Arizona
2	51	Justinian Jessup	Boise State
2021			
1	7	Jonathan Kuminga	G League Ignite
1	14	Moses Moody	Arkansas
2022			
1	28	Patrick Baldwin Jr.	Wisconsin-Mil.
2	51	Tyrese Martin	Rhode Island
2	55	Gui Santos	Minas (Brazil)

WARRIORS UPCOMING DRAFT PICK STATUS

GOLDEN STATE'S 2022 DRAFT SELECTIONS

- Golden State Warriors own first-round pick
- Golden State Warriors own second-round pick
- Toronto Raptors second-round pick

GOLDEN STATE'S 2023 DRAFT SELECTIONS

- Golden State Warriors own first-round pick
- Golden State Warriors second-round pick is owed to Cleveland Cavaliers

GOLDEN STATE'S 2024 DRAFT SELECTIONS

- Golden State Warriors first-round pick is owed to Memphis Grizzlies (protected Top 4)
- Golden State Warriors second-round pick is owed to the Houston Rockets

WARRIORS IN THE NBA DRAFT LOTTERY

The Golden State Warriors have been involved in the NBA Draft Lottery 23 times in the 37 years since its inception in 1985. In 2021, with the Warriors acquiring the Minnesota Timberwolves' lottery pick (No. 7 overall) and possessing their own pick (14th overall), it marked the first time in Warriors franchise history they had two Lottery Draft picks. Jonathan Kuminga (G League Ignite) was selected seventh overall and Moses Moody (

The Warriors have "moved up" in the draft via the lottery on three occasions, "dropped down" nine times and held their ground 10 times (including eight of the last nine times) during the annual ping-pong ball drop. Here is a look at how the club has fared in its 22 lottery experiences, including its pre-lottery draft position (based on previous year's record), eventual draft position and selection:

WARRIORS ALL-TIME LOTTERY PICKS				
YEAR	POSITION	DRAFTED	MOVEMENT	SELECTED
1985	1-T	7	Down 6	Chris Mullin
1986	4	3	Up 1	Chris Washburn
1988	3	5	Down 2	Mitch Richmond
1990	9	11	Down 2	Tyrone Hill
1993	7	3	Up 4	Anfernee Hardaway ¹
1995	5	1	Up 4	Joe Smith
1996	11	11	None	Todd Fuller
1997	8	8	None	Adonal Foyle
1998	4	5	Down 1	Vince Carter ²
1999	9	10	Down 1	(Jason Terry) ³
2001	2	5	Down 3	Jason Richardson
2002	1-T	3	Down 2	Mike Dunleavy
2003	11	11	None	Mickael Pietrus
2004	11-T	11	None	Andris Biedrins
2005	9-T	9	None	Ike Diogu
2006	9-T	9	None	Patrick O'Bryant
2008	14	14	None	Anthony Randolph
2009	7	7	None	Stephen Curry
2010	4	6	Down 2	Ekpe Udoh
2011	11	11	None	Klay Thompson
2012	7	7	None	Harrison Barnes
2020	1	2	Down 1	James Wiseman
2021	7	7	None	Jonathan Kuminga ⁴
2021	14	14	None	Moses Moody

¹ Traded to Orlando for the rights to Chris Webber.
² Traded to Toronto for rights to Antawn Jamison.
³ Traded the rights to Bimbo Coles and the 10th pick overall, in exchange for Mookie Blaylock and the 21st pick overall.
⁴ Acquired from Minnesota along with Andrew Wiggins and a 2021 second-round draft pick for Jacob Evans III, D'Angelo Russell, and Omari Spellman.



1962-63

September 19, 1962 Acquired **George Lee** from Detroit for cash.
 October 18, 1962 Acquired **Gary Phillips** from Boston for cash.
 December 5, 1962 Traded **Tom Gola** to New York for **Willie Naulls** and **Ken Sears**.
 February 1, 1963 Signed free agent **Fred LaCour**.

1963-64

September 4, 1963 Traded **Willie Naulls** to Boston for cash.

1964-65

January 15, 1965 Traded **Wilt Chamberlain** to Philadelphia for **Connie Dierking**, **Paul Neumann**, **Lee Shaffer** and cash.
 February 2, 1965 Signed free agent **John Rudometkin**.
 February 3, 1965 Traded **Wayne Hightower** to Baltimore for cash.
 February 8, 1965 Signed free agent **Charles "Cotton" Nash**.

1965-66

October 14, 1965 Claimed **Art Heyman** on waivers from New York.
 October 20, 1965 Traded **Connie Dierking** and **Art Heyman** to Cincinnati for **Bud Olsen** and cash.
 May 1, 1966 **Keith Erickson** and **McCoy McLemore** are selected by Chicago in the expansion draft.
 June 7, 1966 Signed free agent **Bill McGill**.

1966-67

September 7, 1966 Traded **Guy Rodgers** to Chicago for cash, a draft choice and two players to be named later... **Jim King** and **Jeff Mullins** were subsequently assigned to the Warriors.
 May 1, 1967 **Tom Meschery** and **Bud Olsen** are selected by Seattle in the expansion draft.
Paul Neumann is selected by San Diego in the expansion draft.

1967-68

August 31, 1967 Acquired **Rudy LaRusso** from Detroit for cash.
 May 6, 1968 **Fred Hetzel** and **Bob Warlick** are selected by Milwaukee in the expansion draft.
David Lattin is selected by Phoenix in the expansion draft.

1968-69

No Transactions

1969-70

October 10, 1969 Acquired **Dave Gambee** from Detroit for a draft choice.
 October 25, 1969 Traded **Jim King** and **Bill Turner** to Cincinnati for **Jerry Lucas**.
 December 25, 1969 Acquired **Adrian Smith** from Cincinnati for a draft choice.
 February 2, 1970 Acquired rights to **Zelmo Beaty** from Atlanta.
 May 11, 1970 **Dale Schlueter** selected by Portland in the expansion draft.
Bob Lewis selected by Cleveland in the expansion draft.

1970-71

September 23, 1970 Signed free agent **Nick Jones**.
 January 17, 1971 Signed free agent **Bill Turner**.
 March 23, 1971 Acquired **Jim Barnett** from Portland for future draft choices.
 May 7, 1971 Traded **Jerry Lucas** to New York for **Cazzie Russell**.

1971-72

No Transactions

WARRIORS TRANSACTIONS

1972-73

September 28, 1972 Signed free agent **George Johnson**.
 October 10, 1972 Placed **Bill Turner** on waivers.
 November 15, 1972 Signed free agent **Mahdi Abdul-Rahman**.

1973-74

July 25, 1973 Traded **Mahdi Abdul-Rahman** to Seattle for **Butch Beard**.
 August 24, 1973 Traded **Ron Williams** to Milwaukee for cash.
 January 24, 1974 Traded **Bill Chamberlain** to Phoenix for a draft choice.
 May 20, 1974 **Jim Barnett** selected by New Orleans in the expansion draft.

1974-75

August 14, 1974 Signed free agent **Charles Dudley**.
 September 3, 1974 Traded Nate Thurmond to Chicago for **Clifford Ray**, cash and a draft choice.
 September 9, 1974 Acquired **Steve Bracey** from Atlanta for cash.
 October 4, 1974 Sent **Clyde Lee** to Atlanta for acquiring the rights to **Zelmo Beaty** on February 2, 1970.
 March 1, 1975 Signed free agent **Bill Bridges**.
 May 29, 1975 Traded **Butch Beard** and a draft choice to Cleveland for **Dwight Davis**.

1975-76

No Transactions

1976-77

January 18, 1977 Traded **George Johnson** to Buffalo for a first-round draft choice.
 February 24, 1977 Signed free agent **Larry McNeill**.

1977-78

September 14, 1977 Awarded Los Angeles' highest 1978 first-round draft choice and \$250,000 cash as compensation for free agent **Jamaal Wilkes**.
 October 3, 1977 Signed veteran free agent **E.C. Coleman**.
 November 14, 1977 Placed **Larry McNeill** on waivers.
 January 4, 1978 Acquired **Nate Williams** from New Orleans for a draft choice.
 January 5, 1978 Placed **Charles Johnson** on waivers.
 February 13, 1978 Placed **Derrek Dickey** on waivers.

1978-79

July 15, 1978 Signed free agent **Tom Abernethy**.
 September 5, 1978 Awarded **John Lucas** and \$100,000 from Houston as compensation for free agent **Rick Barry**.
 October 6, 1978 Placed **Ricky Marsh** on waivers.
 October 9, 1978 Traded **Rickey Green** to Detroit for cash and future considerations.
 October 10, 1978 Traded **Charles Dudley** to Chicago for a 1979 second-round draft choice and cash.
 December 5, 1978 Placed **Ray Epps** on waivers.
 December 28, 1978 Warriors' 1979 second-round draft choice awarded to San Diego (Buffalo) as compensation for **Tom Abernethy**.
 January 30, 1979 Acquired **Jo Jo White** from Boston for a 1979 first-round draft choice.
 Placed **Wesley Cox** on waivers.

1979-80

December 5, 1979 Signed free agent **Darnell Hillman**.
 May 28, 1980 **Raymond Townsend** selected by Dallas in the expansion draft.
 June 9, 1980 Traded **Robert Parish** and 1980 first-round draft choice (3) to Boston for two 1980 first-round draft picks (1 and 13).
 June 10, 1980 Traded **Jeff Ruland** to Washington for future considerations.

1980-81

August 28, 1980	Traded Phil Smith and a 1984 first-round draft choice to San Diego for World Free .
September 10, 1980	Traded Jo Jo White to Kansas City for cash.
September 11, 1980	Traded Wayne Cooper and a 1981 second-round draft choice to Utah for Bernard King .
October 9, 1980	Placed William Mayfield on waivers.
November 3, 1980	Traded Rudy White to Seattle for a 1981 fourth-round draft choice.
December 12, 1980	Placed Tom Abernethy on waivers.
January 21, 1981	Signed Phil Chenier to a 10-day contract.
January 30, 1981	Signed Phil Chenier to a second 10-day contract.
February 12, 1981	Signed free agent Joe Hassett for the remainder of the season.
February 26, 1981	Placed Phil Chenier on waivers.
	Signed William Mayfield to a 10-day contract.
March 9, 1981	Signed William Mayfield to a second 10-day contract.
March 18, 1981	Suspended John Lucas for the remainder of the season.
	Signed John Mengelt for the remainder of the season.
June 10, 1981	Acquired Mike Gale from Portland for 1982 and 1985 second-round draft choices.

1981-82

October 29, 1981	Suspended Larry Smith for failure to report.
November 13, 1981	Activated Larry Smith from the suspended list.
June 28, 1982	Acquired a 1982 second-round draft choice (38) from Chicago for a 1983 second-round draft choice.

1982-83

September 28, 1982	Free agent Bernard King signed an offer sheet with New York.
October 13, 1982	Exercised right of first refusal and matched New York's offer sheet to Bernard King .
October 22, 1982	Signed and traded Bernard King to New York for Micheal Ray Richardson and a 1984 fifth-round draft choice.
October 28, 1982	Suspended Micheal Ray Richardson for failure to report.
	Signed free agent Terry Duerod .
November 9, 1982	Placed Terry Duerod on waivers.
	Activated Micheal Ray Richardson from the suspended list.
November 12, 1982	Signed first-round draft choice Lester Conner to a multi-year contract.
November 13, 1982	Waived Jeff Jones .
December 5, 1982	Placed Hank McDowell on waivers.
	Signed free agent Larry Kenon .
December 15, 1982	Traded World Free to Cleveland for Ron Brewer.
January 8, 1983	Traded Larry Kenon to Cleveland for cash.
January 18, 1983	Waived Joe Hassett .
February 6, 1983	Traded Micheal Ray Richardson to New Jersey for Mickey Johnson and Eric Floyd .
February 15, 1983	Traded Rickey Brown to Atlanta for a 1984 second-round draft choice.
June 29, 1983	Elected not to exercise the option year on the contract of Lewis Lloyd , subsequently making him a free agent.

1983-84

August 16, 1983	Acquired Darren Tillis from Cleveland for a 1986 second-round draft choice.
August 19, 1983	Placed Mike Gale on waivers.
August 30, 1983	Waived the rights to free agent Lewis Lloyd in exchange for a 1985 second-round draft choice from Houston.
September 8, 1983	Placed Derek Smith on waivers.
September 29, 1983	Signed second-round draft choice Pace Mannion to a multi-year contract.
September 30, 1983	Signed free agent Mike Bratz .
	Chicago waived their right of first refusal in exchange for a 1984 fourth-round draft choice.
October 3, 1983	Re-signed free agent Mickey Johnson to a multi-year contract.
October 6, 1983	Re-signed free agent Lorenzo Romar to a one-year contract.

WARRIORS TRANSACTIONS

October 28, 1983 Re-signed veteran free agent **Ron Brewer** to a one-year contract.
 November 10, 1983 Placed **Lorenzo Romar** on waivers.
 November 13, 1983 Traded **Sam Williams** to Philadelphia for a 1984 second-round draft choice and cash.
 December 1, 1983 Signed free agent **Don Collins**.
 January 20, 1984 Traded **Ron Brewer** to San Antonio for a 1985 second-round draft choice and cash.
 May 9, 1984 Signed free agent **Peter Thibeaux** to a multi-year contract.
 June 19, 1984 Acquired **Jerome Whitehead** from the Los Angeles Clippers for the rights to second-round draft choice **Jay Murphy**.

1984-85

August 20, 1984 Re-signed veteran free agent **Mike Bratz** to a one-year contract.
 September 8, 1984 Signed free agent **Chuck Aleksinas** to a multi-year contract.
 September 24, 1984 Signed second-round draft choice **Gary Plummer** to a multi-year contract.
 September 25, 1984 Signed second-round draft choice **Othell Wilson** to a one-year contract.
 September 28, 1984 Re-signed veteran free agent **Don Collins** to a multi-year contract.
 Suspended **Darren Tillis** for failure to report.
 September 29, 1984 Signed second-round draft choice **Steve Burt** to a one-year contract.
 October 15, 1984 Placed **Russell Cross** and **Pace Mannion** on waivers.
 October 22, 1984 Placed **Don Collins** on waivers.
 October 23, 1984 Placed **Chris Engler** on waivers.
 October 24, 1984 Placed **Lewis Jackson** on waivers.
 March 11, 1985 Signed free agent **Terry Teagle** for remainder the of the season.
 April 1, 1985 Re-signed **Jerome Whitehead** to a multi-year contract.
 May 29, 1985 Re-signed **Larry Smith** and **Terry Teagle** to multi-year contracts.
 June 14, 1985 Veteran free agent **Joe Barry Carroll** signed an offer sheet with Milwaukee.
 June 18, 1985 Acquired **Greg Ballard** from Washington for 1985 and 1987 second-round draft choices.
 June 27, 1985 Exercised the option to renew the contract of **Lester Conner**.
 June 29, 1985 Exercised right of first refusal and matched Milwaukee's offer sheet to **Joe Barry Carroll**.

1985-86

August 21, 1985 Traded **Mickey Johnson** to New Jersey for a 1986 third-round draft choice.
 September 27, 1985 Re-signed veteran free agent **Othell Wilson** to a one-year contract.
 October 1, 1985 Suspended **Chuck Aleksinas** for failure to report.
 October 24, 1985 Placed **Othell Wilson**, **Luster Goodwin**, **Greg Cavener** and **Chris McNealy** on waivers.
 Signed free agents **Geoff Huston**, **Peter Verhoeven** and **Guy Williams**.
 Suspended **Purvis Short** for failure to report.
 November 6, 1985 Placed **Ron Crevier**, **Guy Williams** and **Chuck Aleksinas** on waivers.
 Signed first-round draft choice **Chris Mullin** to a multi-year contract.
 Activated **Purvis Short** from the suspended list.
 November 9, 1985 **Chuck Aleksinas** claimed by Utah off waivers.
 December 17, 1985 Waived the rights to veteran free agent **Mike Bratz**.
 May 23, 1986 **Jim Fitzgerald** and **Daniel Finnane** announced the purchase of the Golden State Warriors franchise from **Franklin Mieuli**.
George Karl is named head coach.

1986-87

September 12, 1986 Signed first-round draft choice **Chris Washburn** to a multi-year contract.
 September 18, 1986 Signed free agent **John Schweitz** to a one-year contract.
 Placed **Darren Tillis** on waivers.
 Waived the 1985 draft rights to **Brad Wright**.
 September 23, 1986 Signed third-round draft choice **Mike Williams** and free agent **Phil Ford** to one-year contracts.
 September 30, 1986 Signed fifth-round draft choice **Clinton Smith** and free agent **Ben McDonald** to multi-year contracts.
 Signed free agent **Barry Stevens** to a one-year contract.



October 2, 1986	Signed third-round draft choice Wendell Alexis and veteran free agent Peter Verhoeven to one-year contracts. Signed free agents Rod Higgins , Kenny Patterson and Bryan Warrick to one-year contracts. Waived the rights to veteran free agent Geoff Huston .
October 8, 1986	Signed veteran free agent Eric Floyd to a multi-year contract and veteran free agent Gary Plummer to a one-year contract.
October 10, 1986	Placed Mike Williams and Phil Ford on waivers.
October 15, 1986	Placed John Schweitz , Barry Stevens and Bryan Warrick on waivers.
October 22, 1986	Placed Gary Plummer on waivers.
October 28, 1986	Placed Peter Verhoeven and Kenny Patterson on waivers.
October 30, 1986	Placed Wendell Alexis on waivers.
November 6, 1986	Signed free agent Perry Moss to a one-year contract.
February 9, 1987	Signed free agent Kevin Henderson to a 10-day contract.
February 18, 1987	Kevin Henderson's 10-day contract expired.
February 24, 1987	Signed free agent Kevin Henderson to a second 10-day contract.
March 6, 1987	Kevin Henderson's second 10-day contract expired.
June 16, 1987	Signed free agent Kevin Henderson to a one-year contract.
June 24, 1987	Elected not to exercise the option year on the contract of Purvis Short , subsequently making him a free agent.

1987-88

July 1, 1987	Announced Don Nelson had joined the club as executive vice president.
August 14, 1987	Placed Clinton Smith on waivers.
October 9, 1987	Signed first-round draft choice Tellis Frank to a multi-year contract. Signed veteran free agent Rod Higgins to a one-year contract. Placed Perry Moss on waivers.
October 13, 1987	Traded a 1988 third-round draft choice to Portland in exchange for waiving the rights to Kermit Washington . Signed free agent Kermit Washington to a one-year contract.
October 14, 1987	Waived the rights to veteran free agent Lester Conner for Houston's 1988 second-round draft choice.
October 21, 1987	Signed veteran free agent Purvis Short to a two-year contract.
October 30, 1987	Signed veteran free agent Terry Teagle to a multi-year contract.
November 5, 1987	Traded Purvis Short to Houston for Dave Feitl , the rights to Dirk Minniefield and the Rockets' first-round draft choice in 1989. Signed free agent Dirk Minniefield to a one-year contract.
November 25, 1987	Placed Kermit Washington and Dirk Minniefield on waivers. Signed free agent Winston Garland to a one-year contract.
December 9, 1987	Placed Winston Garland on waivers. Acquired Ralph Sampson and Steve Harris from Houston for Joe Barry Carroll and Eric Floyd .
December 14, 1987	Signed free agent Winston Garland to a multi-year contract. Acquired Tony White on waivers from New York.
December 15, 1987	Traded Chris Washburn to Atlanta for the draft rights to Ken Barlow .
December 19, 1987	Placed Kevin Henderson on waivers. Signed free agent Nate Blackwell to a one-year contract.
December 22, 1987	Acquired Otis Smith from Denver for cash.
December 29, 1987	Compensated Milwaukee for Don Nelson's services with a 1988 second-round draft choice. Placed Nate Blackwell on waivers.
December 31, 1987	Named Don Nelson general manager.
January 22, 1988	Signed free agent Dave Hoppen to a two-year contract.
March 23, 1988	Announced resignation of Head Coach George Karl . Named Assistant Coach Ed Gregory as acting head coach.
March 30, 1988	Signed free agent Mark Wade to a 10-day contract.
April 5, 1988	Announced that Don Nelson will assume head coach position immediately following the regular season.
April 9, 1988	Signed Mark Wade to a second 10-day contract.
April 20, 1988	Signed Mark Wade to a contract for the remainder of the season.

WARRIORS TRANSACTIONS

June 8, 1988 Acquired **Manute Bol** from Washington for **Dave Feitl** and a 1989 second-round draft choice.
 June 23, 1988 **Dave Hoppen** is selected by Charlotte in the expansion draft.
 June 30, 1988 Club exercises one-year option in **Jerome Whitehead's** contract.

1988-89

July 15, 1988 Renounced rights to **Mark Wade**.
 July 20, 1988 Signed second-round draft pick **Keith Smart** to a three-year contract.
 October 1, 1988 Re-signed **Otis Smith** to a four-year contract.
 Signed free agent rookie **John Starks** and **Joseph Hutt**.
 October 4, 1988 Signed free agent rookie **Maury De Souza** from Brazil.
 October 5, 1988 Signed free agent **John Stroeder**.
 October 7, 1988 Re-signed **Rod Higgins** to a four-year contract.
 Signed free agent **Bryan Warrick**.
 October 10, 1988 Waived **Maury De Souza**.
 Signed first-round draft pick **Mitch Richmond** to a five-year contract.
 October 17, 1988 Waived **Joseph Hutt**.
 October 19, 1988 Waived **Keith Smart**, **Bryan Warrick** and **Tony White**.
 October 27, 1988 Placed **John Stroeder** on waivers.
 October 28, 1988 Claimed rookie **John Fox** off waivers from Chicago.
 October 31, 1988 Waived **John Fox**.
 November 3, 1988 Waived **Steve Harris**.
 November 22, 1988 Acquired **Shelton Jones** from San Antonio for **Jerome Whitehead**.
 December 14, 1988 Waived **Shelton Jones**.
 December 16, 1988 Signed free agent **Steve Alford** to a one-year contract.
 January 2, 1989 Signed free agent **John Stroeder** to a 10-day contract.
 January 12, 1989 Signed **John Stroeder** to a second 10-day contract.
 January 22, 1989 **John Stroeder's** second 10-day contract expired.
 March 22, 1989 Signed rookie free agent **Orlando Graham** for the remainder of the season.
 April 18, 1989 Exercised option to claim Houston's 1989 first-round draft pick as final compensation for **Purvis Short**.
 June 15, 1989 **Otis Smith** is selected by Orlando in the expansion draft.
 June 16, 1989 Renounced rights to **Ben McDonald**, **Orlando Graham** and **John Starks**.
 June 23, 1989 Signed non-draft rookie **Sarunas Marciulionis** to a three-year contract.
 June 27, 1989 Acquired Seattle's first-round pick in the 1990 NBA Draft for a 1989 first-round draft pick (16) acquired from Houston on April 18, 1989.

1989-90

July 3, 1989 Signed free agent rookie **Leonard Taylor** to a one-year contract.
 July 5, 1989 Granted **Steve Alford** unrestricted free agency status by not tendering a qualifying offer.
 August 5, 1989 Signed first-round draft pick **Tim Hardaway** to a four-year contract.
 August 7, 1989 Acquired **Alton Lister** from Seattle for the Sonics' 1990 first-round draft pick that had been acquired on June 27, 1989.
 September 8, 1989 Re-signed **Manute Bol** to a four-year contract.
 September 22, 1989 Signed free agent **Uwe Blab** to a one-year contract.
 September 27, 1989 Acquired **Jim Petersen** from Sacramento for **Ralph Sampson**.
 September 29, 1989 Re-signed **Chris Mullin** to a nine-year contract.
 October 2, 1989 Acquired option to claim Cleveland's second-round pick in either 1990 or 1992 NBA Draft from Miami for **Tellis Frank**.
 October 6, 1989 Signed free agents **Tom Tolbert**, **Leo Parent**, **Rico Washington** and **Richard Morton** to one-year contracts.
 October 7, 1989 Signed free agent **Marques Johnson** to a one-year contract.
 October 10, 1989 Waived **Rico Washington**.
 October 24, 1989 Waived **Leo Parent**.
 October 31, 1989 Waived **Richard Morton**.
 November 2, 1989 Waived **Tom Tolbert**.



November 9, 1989 Signed **Tom Tolbert** to a one-year contract.
 November 30, 1989 Waived **Marques Johnson**.
 December 4, 1989 Signed free agent **John Shasky**.
 December 11, 1989 Waived **Leonard Taylor**.
 February 22, 1990 Acquired the Los Angeles Clippers' second-round picks in the 1990 and 1992 NBA Drafts for **Winston Garland**.
 Acquired **Chris Welp** from San Antonio for **Uwe Blab**.
 February 26, 1990 Waived **John Shasky**.
 February 27, 1990 Signed free agent **Mike Smrek** to a contract for the remainder of the season.
 February 28, 1990 Signed free agent **Kelvin Upshaw** to a contract for the remainder of the season.
 June 27, 1990 Acquired one first-round (#11) and one second-round (#28) pick in the 1990 NBA Draft from Atlanta in exchange for one first-round (#10) and two second-round (#36 & #41) picks in the 1990 NBA Draft.

1990-91

July 1, 1990 Granted **Kelvin Upshaw** and **Chris Welp** unrestricted free agency status by not tendering a qualifying offer.
 Named **Donn Nelson** assistant coach.
 July 26, 1990 Signed second-round draft pick **Les Jepsen** to a four-year contract.
 August 1, 1990 Acquired Philadelphia's 1991 first-round draft pick in exchange for **Manute Bol**.
 August 20, 1990 Signed restricted free agent **Tom Tolbert** to a four-year contract and 1990 second-round draft pick **Kevin Pritchard** to a three-year contract.
 September 4, 1990 Re-signed unrestricted free agent **Mike Smrek** to a one-year contract.
 September 25, 1990 Acquired the Los Angeles Lakers' first-round pick in the 1991 NBA Draft for **Terry Teagle**.
 October 2, 1990 Signed first-round draft pick **Tyrone Hill** to a four-year contract.
 October 4, 1990 Signed free agents **Chuck Nevitt**, **Bart Kofoed**, **Stan Kimbrough** and **Marchell Henry** to one-year contracts.
 October 5, 1990 Signed free agent **Kenny Green** to a one-year contract.
 October 8, 1990 Signed free agent **Wayne Englestad** to a one-year contract.
 October 15, 1990 Waived **Wayne Englestad**.
 October 18, 1990 Waived **Kenny Green**, **Marchell Henry**, **Stan Kimbrough** and **Chuck Nevitt**.
 October 22, 1990 Signed free agent **Stan Kimbrough** to a one-year contract.
 October 25, 1990 Signed unrestricted free agent **Steve Johnson** to a one-year contract.
 October 30, 1990 Waived **Stan Kimbrough**.
 November 12, 1990 Waived **Bart Kofoed**.
 November 17, 1990 Signed free agent **Bart Kofoed** to a one-year contract.
 November 26, 1990 Waived **Bart Kofoed**.
 December 21, 1990 Waived **Mike Smrek**.
 December 22, 1990 Signed **Alton Lister** to a four-year contract extension.
 January 8, 1991 Signed **Larry Robinson** to a 10-day contract.
 January 11, 1991 Waived **Steve Johnson** and signed **Larry Robinson** to a contract through the remainder of the season.
 January 12, 1991 Signed **Paul Mokeski** to a 10-day contract.
 January 22, 1991 Signed **Paul Mokeski** to a second 10-day contract.
 January 31, 1991 Signed **Paul Mokeski** for the remainder of the season.
 February 23, 1991 Signed free agent **Mario Elie** to a 10-day contract.
 February 28, 1991 Signed **Mario Elie** through the 1991-92 season.
 March 19, 1991 Waived **Larry Robinson**.
 April 5, 1991 Signed free agent **Vincent Askew** to a contract through the 1991-92 season.
 May 17, 1991 Acquired the San Antonio Spurs' conditional second-round pick in the 1993 NBA Draft in exchange for **Kevin Pritchard**.
 June 26, 1991 Acquired the Portland Trail Blazers' second-round picks in the 1995 and 1999 NBA Drafts in exchange for the draft rights to **Lamont Strothers**.

WARRIORS TRANSACTIONS

1991-92

- August 13, 1991 Signed first-round draft pick **Chris Gatling** to a five-year contract.
- August 24, 1991 Renounced the rights to **Paul Mokeski** and signed first-round draft pick **Victor Alexander** to a five-year contract.
- September 27, 1991 Signed free agent **Clifford Scales** to a one-year contract.
- October 23, 1991 Waived **Clifford Scales**.
- November 1, 1991 Acquired the rights to **Billy Owens**, the third player selected in the 1991 NBA Draft, from Sacramento in exchange for **Mitch Richmond**, **Les Jepsen** and the Portland Trail Blazers' 1995 second-round draft pick.
- November 2, 1991 Signed **Billy Owens** to a seven-year contract.
- November 22, 1991 Signed **Tim Hardaway** to a contract extension through the 1995-96 season (three years added to a four-year deal signed in August 1989).
- December 7, 1991 Signed **David Wood** to a one-year contract.
- December 10, 1991 NBA advised the Warriors that the contract signed by **David Wood** had been disapproved since **Wood** was a restricted free agent, subject to the right of first refusal of the Houston Rockets.
- December 22, 1991 Signed free agent **Jud Buechler** to a one-year contract.
- January 24, 1992 Signed free agent **Jaren Jackson** to a 10-day contract.
- January 28, 1992 Placed **Jud Buechler** on the suspended list with a fractured navicular bone in his right hand and signed free agent **Mike Smrek** to a 10-day contract.
- February 3, 1992 Signed **Jaren Jackson** to a second 10-day contract.
- February 6, 1992 **Mike Smrek's** 10-day contract expired.
- February 10, 1992 Signed free agent **Kenny Battle** to a 10-day contract.
- February 12, 1992 **Jaren Jackson's** second 10-day contract expired.
- February 13, 1992 Signed free agent **Tony Massenburg** to a 10-day contract.
- February 20, 1992 Signed **Kenny Battle** to a second 10-day contract.
- February 23, 1992 Signed **Tony Massenburg** to a second 10-day contract.
- February 29, 1992 **Kenny Battle's** second 10-day contract expired.
- March 2, 1992 Activated **Jud Buechler** from the suspended list.
- March 3, 1992 **Tony Massenburg's** second 10-day contract expired.
- March 4, 1992 Signed free agent **Billy Thompson** to a 10-day contract.
- March 9, 1992 Waived **Billy Thompson**.
- April 20, 1992 Added **Tom Tolbert** to 12-man playoff roster, replacing **Jud Buechler**.
- May 19, 1992 Named **Gregg Popovich** assistant coach.
- May 26, 1992 Signed **Sarunas Marciulionis** to a five-year contract extension through the 1996-97 season.

1992-93

- July 1, 1992 Granted **Vincent Askew** unrestricted free agency status by not tendering a qualifying offer.
- July 31, 1992 Signed unrestricted free agent Jeff Grayer to a three-year contract, replaced **Rod Higgins** on the team roster and signed rookie free agents **Keith Jennings** and **Dell Demps** to one-year contracts.
- August 7, 1992 Elected not to match qualifying offer made to restricted free agent **Mario Elie** by the Portland Trail Blazers.
- September 8, 1992 Named **Paul Pressey** assistant coach.
- September 18, 1992 Acquired **Byron Houston** from the Chicago Bulls in a three-team trade which sent the Warriors' first-round pick in the 1993 NBA Draft to the Dallas Mavericks, who sent **Rodney McCray** to Chicago... The Mavericks also received two conditional second-round picks from Chicago.
- September 28, 1992 Waived **Jim Petersen**.
- September 28, 1992 Signed second-round draft pick **Matt Fish** to a one-year contract.
- October 1, 1992 Waived **Dell Demps** and signed rookie free agent **Kevin Stevenson** to a one-year contract.
- October 5, 1992 Signed free agent **Steve Henson** to a one-year contract.
- October 8, 1992 Re-signed restricted free agent **Jud Buechler** to a two-year contract.
- October 8, 1992 Signed first-round draft pick **Latrell Sprewell** to a four-year contract.
- October 15, 1992 Waived **Matt Fish**.
- October 27, 1992 Waived **Steve Henson**.
- November 3, 1992 Waived **Kevin Stevenson**.
- November 5, 1992 Waived **Tom Tolbert**.
- November 22, 1992 Signed free agent **Ed Nealy** to a one-year contract.



November 24, 1992 Signed assistant coach/free agent **Paul Pressey** to a one-year contract.
 January 6, 1993 Waived **Paul Pressey**.
 February 9, 1993 Signed free agent **Sean Higgins** to a 10-day contract.
 February 18, 1993 Signed **Sean Higgins** for the remainder of the season.
 February 25, 1993 Acquired a conditional second-round pick in the 2001 NBA Draft from Chicago in exchange for **Ed Nealy**.
 March 2, 1993 Signed rookie free agent **Barry Stevens** to a 10-day contract.
 March 12, 1993 Signed rookie free agent **Pat Durham** to a 10-day contract.
 March 22, 1993 Signed **Pat Durham** to a second 10-day contract.
 March 23, 1993 Waived **Alton Lister** and signed rookie free agent **Andre Spencer** to a 10-day contract.
 March 31, 1993 **Pat Durham's** second 10-day contract expired.
 April 2, 1993 Signed **Andre Spencer** to a second 10-day contract.
 April 12, 1993 Signed **Andre Spencer** for the remainder of the season.
 April 14, 1993 Signed rookie free agent **Joe Courtney** for the remainder of the season.
 June 30, 1993 Tendered qualifying offers to **Joe Courtney**, **Keith Jennings** and **Andre Spencer** making them restricted free agents.
 Granted **Sean Higgins** unrestricted free agency status by not tendering a qualifying offer.
 Acquired the rights to **Chris Webber**, the first player selected in the 1993 NBA Draft, from Orlando in exchange for the rights to **Anfernee Hardaway**, the third overall selection, and three first-round picks in 1996, 1998 and 2000.
 Acquired the rights to **Josh Grant**, the 43rd player selected in the 1993 NBA Draft, from Denver in exchange for the rights to **Darnell Mee**, the 34th selection, and a second-round pick in the 1994 NBA Draft, the 39th pick overall.

1993-94

July 15, 1993 Acquired Cleveland's first-round pick in the 1994 NBA Draft (provided it is not a top seven) and other considerations based on the position of the pick in exchange for **Tyrone Hill**.
 August 16, 1993 Signed restricted free agent **Andre Spencer** to a one-year contract.
 August 30, 1993 Withdrew qualifying offer to **Joe Courtney** and renounced his rights.
 October 17, 1993 Signed **Chris Webber** to a 15-year contract.
 October 25, 1993 Signed **Avery Johnson** to a two-year contract.
 October 28, 1993 Signed **Erik Martin** to a one-year contract.
 November 1, 1993 Signed **Gerald Glass** to a one-year contract.
 November 2, 1993 Waived **Dell Demps**, **Gerald Glass** and **Erik Martin**.
 November 22, 1993 Waived **Andre Spencer**.
 Signed **Dell Demps** to a one-year contract.
 December 16, 1993 Waived **Dell Demps** and activated **Chris Mullin** from the injured list.
 January 16, 1994 Signed **Tod Murphy** to a 10-day contract.
 January 26, 1994 **Tod Murphy's** 10-day contract expired.
 February 27, 1994 Signed **Todd Lichti** to a 10-day contract.
 March 9, 1994 **Todd Lichti's** 10-day contract expired.
 June 17, 1994 **Jeff Grayer** exercised an option in his contract which allowed him to become an unrestricted free agent.
 June 24, 1994 **Avery Johnson** exercised an option in his contract which allowed him to become an unrestricted free agent.
 June 28, 1994 **Chris Webber** exercised an option in his contract which allowed him to become a restricted free agent.
 June 29, 1994 Tendered qualifying offers to **Josh Grant** and **Keith Jennings**, making them restricted free agents.

1994-95

July 1, 1994 Acquired a second-round pick in the 1995 NBA Draft from the Los Angeles Lakers in exchange for the rights to **Anthony Miller**, the 39th pick in the 1994 NBA Draft.
 July 6, 1994 Named **Bob Lanier** assistant coach and **John Rizzardini** manager of basketball services.
 July 18, 1994 Acquired **Ricky Pierce**, rights to **Carlos Rogers** (the 11th pick in the 1994 Draft) and two 1995 second-round draft picks from Seattle for **Sarunas Marciulionis** and **Byron Houston**.
 August 30, 1994 Re-signed restricted free agent **Keith Jennings** to a one-year contract.
 September 22, 1994 Signed second-round draft pick **Dwayne Morton** to a one-year contract.

WARRIORS TRANSACTIONS

September 30, 1994	Signed rookie free agents Travis Ford , Cornel Parker and Orlando Smart to one-year contracts and signed unrestricted free agent Chris Munk to a one-year contract.
October 5, 1994	Signed unrestricted free agent Bob McCann to a one-year contract.
October 6, 1994	Signed unrestricted free agents Rod Higgins and David Wood to one-year contracts.
October 8, 1994	Christopher Cohan agreed to purchase a 75-percent ownership interest in the Warriors from a group of co-investors led by Jim Fitzgerald and Dan Finnane ... The transaction made Cohan the sole owner of the team.
October 13, 1994	Waived Cornel Parker .
October 18, 1994	Signed unrestricted free agent Manute Bol to a one-year contract.
October 21, 1994	Waived Travis Ford and Bob McCann .
October 31, 1994	Signed first-round draft pick Clifford Rozier to a four-year contract.
November 1, 1994	Waived Chris Munk and Orlando Smart .
November 2, 1994	Acquired Rony Seikaly from Miami in exchange for Billy Owens and the rights to Predrag Danilovic (the Warriors' second-round pick in the 1992 NBA Draft).
November 8, 1994	Signed Carlos Rogers to a nine-year contract.
November 16, 1994	Waived Rod Higgins and re-signed restricted free agent Chris Webber to a one-year contract.
November 17, 1994	Acquired Tom Gugliotta and three future first-round draft picks from Washington in exchange for Chris Webber .
November 19, 1994	Named Rod Higgins assistant coach.
December 8, 1994	Named Andy Dolich president and chief operating officer.
January 12, 1995	Signed rookie free agent Ryan Lorthridge to a 10-day contract.
January 19, 1995	Sale of Warriors to Christopher Cohan is finalized and unanimously approved by the NBA Board of Governors.
January 22, 1995	Signed Ryan Lorthridge to a contract for the remainder of the season.
February 13, 1995	Don Nelson stepped down as head coach and general manager.
	Named Bob Lanier interim head coach.
	Named Ed Gregory director of player personnel.
February 15, 1995	Waived Manute Bol .
February 18, 1995	Acquired Donyell Marshall from Minnesota in exchange for Tom Gugliotta.
March 7, 1995	Signed unrestricted free agent Tim Legler to a 10-day contract.
March 17, 1995	Signed Tim Legler to a second 10-day contract.
March 27, 1995	Signed Tim Legler for the remainder of the season.
May 10, 1995	Named Dave Twardzik general manager.
May 19, 1995	Named Rick Adelman head coach.
May 25, 1995	Donn Nelson's contract expired.
June 5, 1995	Named John Wetzel assistant coach.
June 12, 1995	Tendered qualifying offers to Josh Grant , Ryan Lorthridge and Dwayne Morton , making them restricted free agents.
	Renewed Rod Higgins' contract as an assistant coach.
June 24, 1995	Keith Jennings is selected by Toronto in the expansion draft.
June 30, 1995	Named George Irvine assistant coach.
	Bob Lanier's contract expired.

1995-96

July 6, 1995	Andy Dolich resigned as president and chief operating officer.
September 18, 1995	Acquired B.J. Armstrong from Toronto in exchange for Victor Alexander , Carlos Rogers and the rights to Dwayne Whitfield , Martin Lewis and Michael McDonald .
October 6, 1995	Signed Andrew DeClercq to a two-year contract and Alaa Abdelnaby and Matt Maloney to one-year contracts.
October 11, 1995	Waived free agents Monty Buckley , Billy McCaffrey , Doug Muse and Kevin Ollie .
October 18, 1995	Signed free agent Jerome Kersey to a one-year contract.
	Waived free agent Alaa Abdelnaby .
November 1, 1995	Waived free agents Matt Maloney and Phil Handy .
November 3, 1995	Renounced the rights to Josh Grant .
February 22, 1996	Acquired Bimbo Coles and Kevin Willis from Miami in exchange for Chris Gatling and Tim Hardaway .



March 14, 1996 Signed **Robert Churchwell** to a 10-day contract.
 March 24, 1996 Re-signed **Robert Churchwell** to a second 10-day contract.
 March 25, 1996 Signed free agent **Geert Hammink** to a 10-day contract.
 April 3, 1996 Signed **Robert Churchwell** for the remainder of the season.
 April 4, 1996 Re-signed **Geert Hammink** to a second 10-day contract.
 April 14, 1996 Signed **Geert Hammink** for the remainder of the season.
 June 30, 1996 Signed first-round draft pick **Todd Fuller** to a three-year contract.

1996-97

July 21, 1996 Renounced the rights to **Jon Barry, Robert Churchwell, Ryan Lorthridge, Dwayne Morton, Jerome Kersey, Geert Hammink** and **Kevin Willis**.
 July 21, 1996 Signed **Mark Price** to a three-year contract.
 July 22, 1996 Re-signed **Latrell Sprewell** to a four-year contract.
 September 30, 1996 Signed **Kevin Granger, Anthony Harris, Darryl Parker, Henry James, Marcus Mann, Ray Owes, Lou Roe, Mike Peplowski** and **Kurt Portmann**.
 October 17, 1996 Waived **Kevin Granger, Henry James** and **Kurt Portmann**.
 October 29, 1996 Waived **Darryl Parker**.
 October 31, 1996 Placed **Rony Seikaly** on suspended list.
 November 2, 1996 Acquired **Felton Spencer, Jon Koncak** and **Donald Royal** from Orlando in exchange for **Rony Seikaly, Clifford Rozier** and a future second-round pick.
 Moved **Marcus Mann** from the injured list to the suspended list.
 Waived **Anthony Harris**.
 February 20, 1997 Acquired **Scott Burrell** from Charlotte in exchange for **Donald Royal**.
 March 19, 1997 Signed **Melvin Booker** to a 10-day contract.
 Waived **Mike Peplowski**.
 March 30, 1997 Signed **Melvin Booker** to a second 10-day contract.
 April 9, 1997 Signed **Melvin Booker** for the remainder of the season.
 April 28, 1997 Fired Head Coach **Rick Adelman**.
 Announced that the contracts of assistants **John Wetzel, George Irvine** and **Rod Higgins** would not be renewed.
 June 5, 1997 Named **P.J. Carlesimo** head coach.
 Fired **Dave Twardzik**, general manager.
 Named **Alvin Attles** interim general manager.

1997-98

July 10, 1997 Named **Garry St. Jean** general manager.
 Named **Ed Gregory** director of scouting.
 July 16, 1997 Named **Paul Westhead** assistant coach.
 July 21, 1997 Named **Gary Fitzsimmons** assistant general manager/basketball operations.
 July 23, 1997 Named **Rod Higgins** assistant coach.
 July 25, 1997 Signed **Adonal Foyle** to a three-year contract.
 August 12, 1997 Acquired **Erick Dampier** and **Duane Ferrell** from Indiana in exchange for **Chris Mullin**.
 September 16, 1997 Named **Bob Staak** assistant coach.
 September 26, 1997 Signed **Carl Thomas**.
 October 7, 1997 Signed **Isaac Burton, Dell Demps, Antonio Lang** and **Larry Stewart**.
 October 27, 1997 Waived **Isaac Burton, Dell Demps, Antonio Lang** and **Larry Stewart**.
 October 28, 1997 Acquired **Brian Shaw** and **David Vaughn** from Orlando in exchange for **Mark Price**.
 November 7, 1997 Acquired **Muggsy Bogues** and **Tony Delk** from Charlotte in exchange for **B.J. Armstrong**.
 Waived **Carl Thomas**.
 Placed **Latrell Sprewell** on the suspended list indefinitely.
 Activated **Duane Ferrell** and waived **Latrell Sprewell**.
 December 1, 1997 NBA Commissioner David Stern suspended **Latrell Sprewell** for one year.
 December 3, 1997 Signed **Carl Thomas** to a 10-day contract.
 December 4, 1997 Signed **Brandon Williams** to a 10-day contract.
 January 9, 1998
 February 10, 1998

WARRIORS TRANSACTIONS

- February 17, 1998 Acquired **Jim Jackson** and **Clarence Weatherspoon** from Philadelphia in exchange for **Joe Smith** and **Brian Shaw**.
Waived **Dickey Simpkins**.
- February 19, 1998 Acquired **Jason Caffey** from Chicago in exchange for **David Vaughn** and a second-round draft pick in 1998 and 2000.
- February 20, 1998 Signed **Brandon Williams** to a second 10-day contract.
- March 4, 1998 Arbitrator **John Feerick** re-instated **Latrell Sprewell's** contract and reduced the NBA's suspension to July 1, 1998.
Signed **Gerald Madkins** to a 10-day contract.
- March 5, 1998 Signed **Gerald Madkins** to a second 10-day contract.
- March 15, 1998 Signed **Gerald Madkins** for the remainder of the season.
- March 25, 1998 Signed **Jeff Grayer** to a 10-day contract.
- April 9, 1998 Signed **Jeff Grayer** to a 10-day contract.
- June 24, 1998 Traded the rights of first-round draft choice **Vince Carter** (#5 overall) and an undisclosed amount of cash to Toronto in exchange for the rights to Raptors' first-round draft choice **Antawn Jamison** (#4 overall).

1998-99

- January 21, 1999 Signed **Jeff Grayer**, **Gerald Madkins** and **Tony Farmer** to non-guaranteed contracts.
Signed **Antawn Jamison** to a multi-year contract.
Traded **Latrell Sprewell** to New York in exchange for **John Starks**, **Chris Mills** and **Terry Cummings**.
Re-signed forward **Jason Caffey** to a multi-year contract.
- January 22, 1999 Released **Tony Farmer** and **Jeff Grayer**.
- January 26, 1999 Waived **Gerald Madkins**.
- February 2, 1999 Traded **Todd Fuller** to Utah in exchange for a second-round draft choice (2000).
- February 4, 1999 Traded **Bimbo Coles**, **Duane Ferrell** and #10 pick in 1999 NBA Draft to Atlanta in exchange for **Mookie Blaylock** and Atlanta's #21 pick in the 1999 NBA Draft.
- June 29, 1999 Traded the rights of first-round draft choice **Jeff Foster** (#21 overall) to Indiana in exchange for the rights to **Vonteego Cummings** (#26 overall) and a future first-round draft choice.

1999-2000

- August 24, 1999 Signed **Erick Dampier** to a contract extension.
- September 1, 1999 Signed **Vonteego Cummings** and **Tim Young** to contracts.
- October 4, 1999 Signed free agents **Mark Davis**, **Damon Jones**, **John Morton**, **Bill Curley**, **Tony Farmer** and **Tim Legler**.
Released **Bill Curley**, **Mark Davis** and **John Morton**.
- November 1, 1999 Released **Damon Jones**.
- November 30, 1999 Signed free agent **Chris Carr**.
- December 1, 1999 Signed free agent **Bill Curley**.
- December 6, 1999 Requested waivers on **Chris Carr**.
- December 16, 1999 Signed free agent **Drew Barry**.
- December 17, 1999 Relieved **P.J. Carlesimo** from his head coaching duties and named **Garry St. Jean** general manager/head coach.
Named **Brian Winters** assistant coach.
- December 27, 1999 Signed free agent **Jamel Thomas** and requested waivers on **Tim Legler**.
- December 29, 1999 Requested waivers on **Jamel Thomas**.
- January 3, 2000 Requested waivers on **Drew Barry** and **Bill Curley**.
- January 5, 2000 Signed free agent **Sam Mack**.
- January 6, 2000 Signed free agent **Jamel Thomas**.
- January 9, 2000 Signed **Sam Jacobson** to a 10-day contract.
- January 11, 2000 Signed **Mark Davis** to a 10-day contract.
- January 19, 2000 Signed **Sam Jacobson** to a second 10-day contract.
- January 21, 2000 Signed **Mark Davis** to a second 10-day contract.
- January 29, 2000 Signed **Sam Jacobson** for the remainder of the season.
- January 31, 2000 Named **Dave Cowens** assistant coach.
- February 16, 2000 Acquired **Larry Hughes** and **Billy Owens** from Philadelphia as part of three-way trade with Chicago for **John Starks** and 2000 first-round draft choice.



March 20, 2000 Requested waivers on **Sam Mack**.
 March 21, 2000 Signed free agent **Bill Curley**.
 March 22, 2000 Signed free agent **Mark Davis**.
 April 18, 2000 Named **Dave Cowens** head coach, effective at the end of the 1999-2000 season.
 April 19, 2000 Signed General Manager **Garry St. Jean** to multi-year contract extension.
 June 20, 2000 Re-signed Assistant Coach **Brian Winters**.
 Named **Phil Hubbard**, **Mark Osowski** and **Clifford Ray** assistant coaches.
 June 27, 2000 Acquired **Bob Sura** and **Vinny Del Negro** from Cleveland and Milwaukee, respectively, in exchange for **Jason Caffey** and **Billy Owens**, who joined the Bucks.

2000-01

August 14, 2000 Signed **Chris Porter** to a contract.
 September 28, 2000 Signed free agent forward **Chris Mullin**.
 October 2, 2000 **Terry Cummings** announced his retirement.
 Signed free agent center **Yinka Dare** and free agent forwards **Jerod Ward**, **Rick Hughes** and **Marc Jackson**.
 October 13, 2000 Exercised the fourth-year contract options on guard **Larry Hughes** and forward **Antawn Jamison**.
 October 16, 2000 Waived center **Yinka Dare** and forwards **Rick Hughes** and **Jerod Ward**.
 October 30, 2000 Placed forward **Chris Mullin** (strained lower back) and guard **Bob Sura** (strained lower back) on the injured list.
 November 11, 2000 Placed guard **Vonteego Cummings** (fractured right cheek bone) on the injured list and activated forward **Chris Mullin**.
 November 15, 2000 Signed free agent guard **Randy Livingston** to a contract and placed forward **Danny Fortson** on the injured list (sore right foot).
 November 21, 2000 Activated guard **Bob Sura** and requested waivers on guard **Randy Livingston**.
 December 1, 2000 Placed center **Adonal Foyle** on the injured list (ligament damage, right ring finger)
 Signed free agent forward **Bill Curley**.
 December 6, 2000 Placed forward **Chris Mullin** on the injured list (inflammation and cartilage damage, left knee) and activated guard **Vonteego Cummings**.
 December 12, 2000 Placed forward **Chris Mills** on the injured list (inflamed right ankle) and activated center **Adonal Foyle**.
 December 20, 2000 Signed free agent **John Coker** to a contract, as the club was granted a special dispensation from the NBA, increasing the active roster to 13 players.
 January 3, 2001 Requested waivers on forward **Bill Curley** and center **John Coker**.
 January 5, 2001 Re-signed forward **Bill Curley** to a 10-day contract.
 January 8, 2001 Activated forward **Chris Mullin** from the injured list and placed center **Erick Dampier** (surgery, left knee) on the injured list.
 Re-signed center **John Coker** to a 10-day contract.
 January 13, 2001 Signed forward **Chucky Brown** to a 10-day contract, as the club was granted its second special dispensation from the NBA, increasing the active roster to 13 players.
 January 15, 2001 Re-signed forward **Bill Curley** to a second consecutive 10-day contract.
 January 23, 2001 Re-signed forward **Chucky Brown** to a second consecutive 10-day contract.
 January 26, 2001 Acquired forwards **Corie Blount** and **Ruben Garces** and guard **Paul McPherson** from the Phoenix Suns in exchange for **Vinny Del Negro**.
 Waived forward **Chucky Brown**.
 February 28, 2001 Activated center **Erick Dampier** from the injured list and placed forward **Chris Mullin** (strained lower back) on the injured list.
 Waived forward **Ruben Garces**.
 April 6, 2001 Signed guard **Chris Garner** to a 10-day contract, as the club was granted its third special dispensation from the NBA, increasing the active roster to 13 players.
 April 16, 2001 Signed guard **Chris Garner** for the remainder of the season.
 April 30, 2001 Promoted **Robert Rowell** to Chief Operating Officer.
 May 21, 2001 Exercised option to claim the Indiana Pacers' first-round selection (#14) in the 2001 NBA Draft.

WARRIORS TRANSACTIONS

2001-02

- August 24, 2001 Signed **Jason Richardson**, **Troy Murphy** and **Gilbert Arenas** to contracts.
- August 28, 2001 Signed **Antawn Jamison** to a contract extension through the 2007-08 season.
- September 24, 2001 Signed **Dean Oliver** to a free-agent contract.
- October 19, 2001 Re-signed forward/center **Marc Jackson** to a contract.
- October 25, 2001 Acquired forward **Cedric Henderson** from Philadelphia as part of a three-team trade that sent **Corie Blount** and **Vonteego Cummings** to Philadelphia and **Chris Porter** to Charlotte.
- December 15, 2001 Named **Brian Winters** interim head coach, replacing **Dave Cowens**.
- February 21, 2002 Acquired center **Dean Garrett** along with a future second-round draft pick in exchange for forward/center **Marc Jackson**.
- June 26, 2002 Acquired the rights to guard **Jiri Welsch** from the Philadelphia 76ers in exchange for two future draft choices (**Welsch** was selected by Philadelphia in the 2002 NBA Draft - #16 overall - earlier in the day).

2002-03

- July 8, 2002 Signed **Mike Dunleavy** to a contract.
- July 12, 2002 Signed **Jiri Welsch** to a contract.
- July 16, 2002 Hired **Eric Musselman** as head coach.
- July 29, 2002 Promoted **Otis Smith** to executive director, basketball operations.
- August 6, 2002 Hired **Hank Egan** as an assistant coach.
- August 8, 2002 Hired **Tom Sterner** as an assistant coach.
- August 13, 2002 Hired **Chris Mullin** as special assistant.
- September 13, 2002 Named **Brian Winters** consultant to basketball operations.
- September 30, 2002 Signed free agent guards **Rafer Alston**, **Joe Crispin**, **Elvin Mims** and **Dean Oliver** and free agent forwards **Anthony "Pig" Miller** and **Glen Whisby** to contracts.
- October 4, 2002 Waived free agents **Elvin Mims** and **Glen Whisby**.
- October 6, 2002 Waived free agent **Joe Crispin**.
- October 18, 2002 Signed free agent **Phil Handy** to a contract.
- October 21, 2002 Waived free agent **Phil Handy**.
- October 23, 2002 Waived free agents **Rafer Alston** and **Anthony "Pig" Miller**.
- October 29, 2002 Awarded guard **Oscar Torres** on a waiver claim from Houston.
- October 31, 2002 Signed free agent forward/center **Guy Rucker** to a contract.
- November 6, 2002 Waived forward/center **Guy Rucker**.
- November 18, 2002 Signed free agent guard **A.J. Guyton** to a contract.
- November 26, 2002 Waived guard **A.J. Guyton**.
- November 27, 2002 Signed free agent guard **Earl Boykins** to a contract.
- December 5, 2002 Waived guard **Dean Oliver**.
- Waived guard **Oscar Torres**.
- June 8, 2003 Promoted **Robert Rowell** to the position of President.

2003-04

- July 2, 2003 Hired **Jim Boylen** and **David Fizdale** as assistant coaches.
- July 7, 2003 Signed **Mickaël Pietrus** to a contract.
- July 23, 2003 Signed free agent **Speedy Claxton** to a contract.
- August 18, 2003 Acquired **Nick Van Exel**, **Avery Johnson**, **Popeye Jones**, **Evan Eschmeyer** and **Antoine Rigaudeau** from Dallas, in exchange for **Antawn Jamison**, **Danny Fortson**, **Chris Mills** and **Jiri Welsch**.
- August 19, 2003 Hired **Keith Smart** as an assistant coach.
- August 21, 2003 Acquired **Clifford Robinson** and **Pepe Sanchez** from Detroit, in exchange for **Bob Sura**.
- August 27, 2003 Signed free agent **Calbert Cheaney** to a contract.
- September 5, 2003 Waived **Antoine Rigaudeau**.
- September 11, 2003 Signed **Derrick Zimmerman** to a contract.
- October 1, 2003 Signed free agents **Josh Asselin**, **Brian Cardinal**, **Zendon Hamilton**, **Juaquin Hawkins** and **George McCloud** to contracts.
- October 7, 2003 Waived **Derrick Zimmerman** and **Josh Asselin**.
- October 14, 2003 Waived **Juaquin Hawkins**.
- October 20, 2003 Signed free agent **Tierre Brown**.
- October 23, 2003 Waived **Tierre Brown**.

October 27, 2003	Waived Zendon Hamilton and George McCloud .
October 31, 2003	Waived Pepe Sanchez . Signed free agent Dan Langhi to a contract.
November 8, 2003	Waived Dan Langhi .
November 9, 2003	Signed free agent Cherokee Parks .
November 13, 2003	Signed free agent Dan Langhi after receiving a hardship exception from the NBA to add a 13th player to the active roster.
November 14, 2003	Signed free agent Sean Lampley after receiving a hardship exception from the NBA to add a 14th player to the active roster.
November 21, 2003	Waived Dan Langhi .
December 14, 2003	Waived Sean Lampley .
December 22, 2003	Waived Cherokee Parks .
March 1, 2004	Signed free agent Rusty LaRue to a 10-day contract.
March 11, 2004	Signed free agent J.R. Bremer to a 10-day contract.
March 21, 2004	Signed J.R. Bremer to a second 10-day contract.
April 3, 2004	Signed J.R. Bremer for the remainder of season.
April 22, 2004	Promoted Chris Mullin to the position of Executive Vice President, Basketball Operations.
May 20, 2004	Named Rod Higgins general manager. Relieved Eric Musselman of his head coaching duties.
May 21, 2004	Hired Mike Montgomery as head coach.
June 22, 2004	J.R. Bremer is selected in the Charlotte Bobcats' expansion draft.

2004-05

June 24, 2004	Selected forward/center Andris Biedrins (#11) in the 2004 NBA Draft.
June 28, 2004	Hired Mario Elie as an assistant coach.
June 30, 2004	Hired Terry Stotts as an assistant coach.
July 7, 2004	Signed Andris Biedrins to a contract. Hired Russell Turner as an assistant coach.
July 13, 2004	Announced agreement with minority investors Michael E. Marks, Jim Davidson, John Thompson and Fred Harman .
July 14, 2004	Re-signed free agent Adonal Foyle .
July 16, 2004	Signed free agent Derek Fisher .
July 20, 2004	Acquired Dale Davis and Dan Dickau from Portland, in exchange for Nick Van Exel .
August 11, 2004	Re-signed free agent Calbert Cheaney .
August 13, 2004	NBA approved the sale of minority interest to Bay Area investors.
August 24, 2004	Acquired Eduardo Najera and Christian Laettner , the draft rights to Luis Flores and Mladen Sekularac , two future draft picks and cash considerations from the Dallas Mavericks in exchange for re-signed Erick Dampier, Evan Eschmeyer, Dan Dickau and the draft rights to Steve Logan .
September 3, 2004	Waived forward Popeye Jones .
September 7, 2004	Named Mitch Richmond special assistant.
September 9, 2004	Waived forward Christian Laettner .
September 14, 2004	Signed guard Luis Flores to a contract.
September 24, 2004	Exercised fourth-year contract option on Mike Dunleavy .
October 4, 2004	Signed free agent guards Matt Carroll and Brandon Armstrong , as well as free agent forward Ansu Sesay to contracts.
October 28, 2004	Waived guard Brandon Armstrong .
November 1, 2004	Waived guard Matt Carroll .
January 3, 2005	Acquired forward-center Zarko Cabarkapa from the Phoenix Suns in exchange for two future second round picks. Waived Ansu Sesay .
February 14, 2005	Traded Clifford Robinson to the New Jersey Nets in exchange for a trade exception and two future second round draft picks.
February 24, 2005	Acquired Baron Davis from the New Orleans Hornets in exchange for Speedy Claxton and Dale Davis . Acquired Rodney White and Nikoloz Tskitishvili from the Denver Nuggets in exchange for Eduardo Najera, Luis Flores and a future first round draft pick (from Dallas in 2007).

WARRIORS TRANSACTIONS

2005-06

- June 28, 2005 Selected **Ike Diogu** (#9 overall), **Monta Ellis** (#40 overall) and **Chris Taft** (#42 overall) in the 2005 NBA Draft.
- June 30, 2005 Exercised contract options on **Mickael Pietrus** and **Zarko Cabarkapa**.
Waived **Rodney White**.
- July 7, 2005 Signed **Ike Diogu** to a contract.
- August 4, 2005 Signed **Chris Taft** to a contract.
- August 10, 2005 Signed **Monta Ellis** to a contract.
- September 12, 2005 Hired **John MacLeod** as an assistant coach.
- September 29, 2005 Signed free agents **Aaron Miles**, **Ray Young**, **Justin Davis** and **Deji Akindele** to contracts.
- October 10, 2005 Signed free agent **Mamadou N'diaye** to a contract.
- October 17, 2005 Waived **Mamadou N'Diaye**.
- October 27, 2005 Waived **Deji Akindele**, **Justin Davis** and Ray Young.
- January 5, 2006 Waived **Aaron Miles**.
- March 17, 2006 Signed guard **Will Bynum** to a 10-day contract.
- March 27, 2006 Signed guard **Will Bynum** to second 10-day contract.
- April 6, 2006 Signed guard **Will Bynum** for remainder of season.

2006-07

- June 28, 2006 Selected **Patrick O'Bryant** (#9 overall) and **Kosta Perovic** (#38 overall) in the 2006 NBA Draft.
- July 7, 2006 Signed **Patrick O'Bryant** to a contract.
- July 12, 2006 Acquired guards **Devin Brown**, **Keith McLeod** and **Andre Owens** from Utah, in exchange for **Derek Fisher**.
- July 14, 2006 Waived guard **Will Bynum**.
- August 29, 2006 Agreed to part ways with Head Coach **Mike Montgomery**.
- August 30, 2006 Named **Don Nelson** Head Coach.
- September 1, 2006 Hired **Larry Riley** as an assistant coach.
- September 14, 2006 Hired **Stephen Silas** as an assistant coach.
- September 21, 2006 Hired **Mike Riley** as a pro scout and **Hal Wissel** as an assistant coach, player development.
- September 22, 2006 Signed free agent guard **Dajuan Wagner** to a contract.
- October 2, 2006 Signed free agent forward **Matt Barnes**, free agent guard **Anthony Roberson** and free agent guard/forward **Dijon Thompson** to contracts.
- October 3, 2006 Exercised the fourth-year contract option on forward/center **Andris Biedrins** and third-year contract option on forward **Ike Diogu**.
Waived guard **Devin Brown**.
- October 11, 2006 Waived guard/forward **Dijon Thompson**.
- October 26, 2006 Waived guard **Andre Owens**.
- October 27, 2006 Waived forward **Chris Taft**.
- November 20, 2006 Waived guard **Dajuan Wagner**.
- January 2, 2007 Signed guard **Kelenna Azubuike** to a contract.
- January 5, 2007 Waived guard **Anthony Roberson**.
- January 17, 2007 Acquired forward **Al Harrington**, guard/forward **Stephen Jackson**, guard **Sarunas Jasikevicius** and forward **Josh Powell** from the Indiana Pacers in exchange for forwards **Ike Diogu**, **Mike Dunleavy**, **Troy Murphy** and guard **Keith McLeod**.
Signed forward **Renaldo Major** to a 10-day contract.
- January 20, 2007 **Baron Davis** was suspended one game by the NBA for swinging at L.A. Clippers **Quinton Ross** on January 17.

2007-08

- June 28, 2007 Selected **Marco Belinelli** (#18 overall), **Jermareo Davidson** (#36 overall) and **Stephane Lasme** (#46 overall) in the 2007 NBA Draft.
Acquired the draft rights to **Brandan Wright** (#8 overall) from the Charlotte Bobcats in exchange for **Jason Richardson** and the draft rights to **Jermareo Davidson**.
- July 6, 2007 Signed **Brandan Wright** to a contract.
- July 16, 2007 Signed **Marco Belinelli** to a contract.

July 17, 2007	Re-signed guard Kelenna Azubuike .
August 3, 2007	Signed 2006 second round pick Kosta Perovic and forward Austin Croshere to contracts.
August 6, 2007	Re-signed forward Matt Barnes .
August 7, 2007	Promoted Pete D'Alessandro to Assistant General Manager.
August 13, 2007	Waived center Adonal Foyle .
August 21, 2007	Signed forward Stephane Lasme .
September 16, 2007	Signed head coach Don Nelson to a new contract.
September 20, 2007	Waived guard Sarunas Jasikevicius .
September 24, 2007	Signed guard Troy Hudson to a contract.
October 1, 2007	Re-signed guard Mickael Pietrus to a contract. Signed guard Tierre Brown , forward Pat Burke and forward Carlos Powell to contracts.
October 2, 2007	Hired Sidney Moncrief as shooting coach.
October 13, 2007	Waived forward Carlos Powell .
October 21, 2007	Waived guard Tierre Brown and forward Pat Burke .
November 17, 2007	Waived forward Stephane Lasme . Signed center DJ Mbenga .
January 6, 2008	Waived center DJ Mbenga . Recalled Kosta Perovic from the Bakersfield Jam of the NBA Development League.
January 8, 2008	Signed guard C.J. Watson to a 10-day contract.
January 18, 2008	Signed guard C.J. Watson to a second 10-day contract.
January 28, 2008	Signed guard C.J. Watson to a contract for the remainder of the season.
January 29, 2008	Signed forward/center Chris Webber . Waived guard Troy Hudson .
March 12, 2008	Exercised team option on contract of Head Coach Don Nelson for the 2008-09 season.
March 26, 2008	Forward Chris Webber announced retirement from the NBA.

2008-09

June 26, 2008	Selected Anthony Randolph (#14 overall) and Richard Hendrix (#49 overall) in the 2008 NBA Draft.
July 10, 2008	Signed unrestricted free agent forward Corey Maggette to a contract. Signed restricted free agent forward Ronny Turiaf to a contract.
July 15, 2008	Signed forward Anthony Randolph to a contract.
July 22, 2008	Acquired guard Marcus Williams from New Jersey in exchange for a future first round pick.
July 24, 2008	Re-signed restricted free agent guard Monta Ellis . Signed forward Richard Hendrix to a contract. Re-signed guard Kelenna Azubuike , matching L.A. Clippers offer.
July 25, 2008	Signed free agent guard Anthony Morrow to a contract.
July 28, 2008	Re-signed restricted free agent center Andris Biedrins .
September 9, 2008	Signed free agent guard DeMarcus Nelson , free agent guard/forward Dion Dowell and free agent forward Rob Kurz to contracts. Waived center Kosta Perovic .
September 12, 2008	Signed free agent center Justin Williams to a contract.
September 27, 2008	Signed free agent guard Dan Dickau to a contract.
October 1, 2008	Waived guard/forward Dion Dowell and center Justin Williams .
October 9, 2008	Waived guard Dan Dickau .
October 19, 2008	Waived forward Rob Kurz .
October 27, 2008	Exercised the third-year contract options on guard Marco Belinelli and forward Brandan Wright , and declined the fourth-year contract option on guard Marcus Williams .
October 31, 2008	Signed forward Rob Kurz to a contract. Named Larry Riley Assistant General Manager.
November 7, 2008	Hired Larry Harris as an assistant coach.
November 11, 2008	Acquired guard Jamal Crawford from New York in exchange for forward Al Harrington .
November 21, 2008	Waived forward Richard Hendrix .
December 18, 2008	Waived guard DeMarcus Nelson .
January 5, 2009	Signed forward Jermareo Davidson to 10-day contract.
January 15, 2009	Signed forward Jermareo Davidson to second 10-day contract.

WARRIORS TRANSACTIONS

January 25, 2009	Signed forward Jermareo Davidson for remainder of season.
March 10, 2009	Waived guard Marcus Williams .
May 11, 2009	Elected not to renew the contract of Chris Mullin as Executive Vice President of Basketball Operations. Promoted Larry Riley to General Manager.

2009-10

June 25, 2009	Selected Stephen Curry (#7 overall) in the 2009 NBA Draft. Acquired guards Acie Law IV and Speedy Claxton from Atlanta in exchange for guard Jamal Crawford . Promoted Travis Schlenk to Director of Player Personnel and Scott Pruneau to Director of Scouting.
July 8, 2009	Signed guard Stephen Curry to contract.
July 27, 2009	Waived forward Jermareo Davidson .
July 30, 2009	Acquired guard/forward Devean George from Toronto in exchange for guard Marco Belinelli .
August 18, 2009	Hired Calbert Cheaney as Special Assistant.
September 2, 2009	Signed free agent forward Mikki Moore to contract.
September 9, 2009	Re-signed restricted free agent guard C.J. Watson to contract.
September 11, 2009	Hired Scott Roth as assistant coach.
October 1, 2009	Signed free agent forward/center Shaun Pruitt and free agent forward Diamon Simpson to contracts.
October 3, 2009	Waived forward Diamon Simpson .
October 21, 2009	Waived forward Shaun Pruitt .
November 16, 2009	Acquired guard Raja Bell and forward Vladimir Radmanovic from Charlotte in exchange for guard/forward Stephen Jackson and guard Acie Law IV .
November 20, 2009	Signed free agent forward Chris Hunter to contract.
January 4, 2010	Waived center Mikki Moore .
January 10, 2010	Signed free agent guard/forward Cartier Martin to 10-day contract.
January 17, 2010	Signed free agent forward Anthony Tolliver to 10-day contract.
January 20, 2010	Signed guard/forward Cartier Martin to second 10-day contract.
January 27, 2010	Signed forward Anthony Tolliver to second 10-day contract.
January 31, 2010	Signed guard Coby Karl to 10-day contract.
February 6, 2010	Waived guard Speedy Claxton .
February 6, 2010	Signed forward Anthony Tolliver for remainder of season.
March 2, 2010	Signed free agent forward Reggie Williams to 10-day contract.
March 12, 2010	Signed forward Reggie Williams to second 10-day contract.
March 22, 2010	Waived guard Raja Bell . Signed forward Reggie Williams for the remainder of the season.
June 22, 2010	Acquired guard Charlie Bell and center Dan Gadzuric from Milwaukee, in exchange for forward Corey Maggette and the 44th selection in the 2010 NBA Draft.

2010-11

June 24, 2010	Selected Ekpe Udoh (#6 overall) in the 2010 NBA Draft.
July 7, 2010	Signed forward Ekpe Udoh to contract.
July 9, 2010	Acquired forward David Lee in a sign-and-trade deal with the New York Knicks, in exchange for Keleena Azubuike , Anthony Randolph , Ronny Turiaf and a 2012 second round draft pick.
July 12, 2010	Signed free agent forward Dorell Wright to a contract.
July 13, 2010	Re-signed restricted free agent guard Anthony Morrow to a contract and traded him to the New Jersey Nets, in exchange for a conditional 2011 second round draft pick and a traded player exception.
July 15, 2010	An investor group led by Joe Jacob and Peter Guber signed a Purchase Agreement to buy the Golden State Warriors for a record price of \$450 million. The sale was still subject to final closing and NBA approval.
July 21, 2010	Signed free agent guard Jeremy Lin to a contract.
July 22, 2010	Re-signed restricted free agent guard C.J. Watson to a contract and traded him to the Chicago Bulls, in exchange for a 2011 second round draft pick and a traded player exception.
September 8, 2010	Signed free agent guard/forward Rodney Carney to a contract.
September 13, 2010	Signed free agent forward Lou Amundson to a contract.
September 24, 2010	Signed free agent forwards Jeff Adrien , Vernon Goodridge and James Mays , and guards Cheyne Gadson and Aaron Miles to contracts.



September 27, 2010 **Don Nelson** relinquished his head coaching duties and **Keith Smart** was named head coach. Hired **Jerry Sichting** and **Rob Werdann** as assistant coaches, hired **Mark Price** as shooting coach and promoted **Calbert Cheaney** to assistant coach.

October 2, 2010 Waived forward **James Mays**.

October 7, 2010 Waived guard **Cheyne Gadson**.

October 11, 2010 Waived forward **Vernon Goodridge**.

October 20, 2010 Waived guard **Aaron Miles**.

November 12, 2010 NBA Board of Governors unanimously approved sale of Golden State Warriors from **Christopher Cohan** to a group led by **Joe Lacob** and **Peter Guber**.

December 9, 2010 Waived forward **Jeff Adrien**.

December 9, 2010 Signed free agent guard **Acie Law**.

December 25, 2010 Hired **Lloyd Pierce** as assistant coach.

January 4, 2011 Waived guard/forward **Rodney Carney**.

February 23, 2011 Acquired forward **Troy Murphy** and 2012 second round pick from New Jersey in exchange for forward **Brandon Wright** and center **Dan Gadzuric**.

February 25, 2011 Signed forward **Jeff Adrien**.

February 28, 2011 Placed forward **Troy Murphy** on waivers.

March 3, 2011 Signed free agent forward **Al Thornton**.

April 14, 2011 Retained **Larry Riley** as general manager/executive vice president of basketball operations and hired **Bob Myers** as assistant general manager/vice president of basketball operations.

April 27, 2011 Informed head coach **Keith Smart** that he would not be retained for the 2011-12 season.

May 20, 2011 Added **Jerry West** as an executive board member.

June 6, 2011 Hired **Mark Jackson** as head coach.

June 7, 2011 Hired **Michael Malone** as lead assistant coach.

June 21, 2011 Mutually agreed to part ways with team president **Robert Rowell**.
Extended qualifying offer to guard/forward **Reggie Williams**.

2011-12

June 23, 2011 Selected **Klay Thompson** (#11 overall) and **Charles Jenkins** (#44) in the 2011 NBA Draft. Acquired draft rights to forward/center **Jeremy Tyler**, who was selected with the 39th pick by the Charlotte Bobcats, in exchange for cap considerations.

June 28, 2011 Purchased the Dakota Wizards franchise in the NBA Development League from Bismarck Professional Basketball LLC.

June 29, 2011 Exercised the fourth-year contract option on guard **Stephen Curry** and the third-year contract option on forward **Ekpe Udoh**.
Charlie Bell was suspended by the NBA for one game without pay for pleading no contest to reckless driving.

June 30, 2011 Waived forward **Jeff Adrien**.

August 4, 2011 Hired **Pete Myers**, **Wes Unseld Jr.** and **Jerry DeGregorio** as assistant coaches. Hired **Darren Erman** and **Kris Weems** as assistant coaches/player development.

September 26, 2011 Hired **Rick Welts** as president and chief operating officer.

October 6, 2011 Hired **Chad Bergman** as head athletic trainer and **JoHan Wang** as director of athletic performance.

December 9, 2011 Signed second round draft pick **Charles Jenkins**.
Waived guard **Jeremy Lin**.

December 10, 2011 Signed free agent forwards **Gary Flowers** and **Chris Wright** and guard/forward Edwin Ubiles.

December 11, 2011 Waived guard **Charlie Bell** and designated him as the team's amnesty player.
Rescinded qualifying offer to free agent guard/forward **Reggie Williams**.
Signed restricted free agent center **DeAndre Jordan** to an offer sheet (was later matched by L.A. Clippers).

December 13, 2011 Signed first round draft pick **Klay Thompson**, draft-night acquisition **Jeremy Tyler** and free agents **Julian Khazzouh**, **Tommy Mitchell**, **Tim Pickett** and **Tommy Smith**.

December 14, 2011 Signed free agent center **Kwame Brown**.

December 15, 2011 Signed free agent forward **Dominic McGuire**.

December 16, 2011 Were awarded guard **Ish Smith** off of waivers from Memphis.

December 18, 2011 Waived **Gary Flowers**, **Julian Khazzouh**, **Tim Pickett** and **Tommy Smith**.

WARRIORS TRANSACTIONS

December 19, 2011	Acquired guard Brandon Rush from Indiana in exchange for forward Lou Amundson .
December 21, 2011	Waived Tommy Mitchell and Edwin Ubiles .
January 4, 2012	Signed free agent guard Nate Robinson .
January 13, 2012	Waived guard Ish Smith .
January 14, 2012	Signed free agent center Earl Barron .
February 6, 2012	Waived center Earl Barron .
March 13, 2012	Acquired center Andrew Bogut and guard/forward Stephen Jackson from the Milwaukee Bucks in exchange for Monta Ellis , Ekpe Udoh and Kwame Brown .
March 15, 2012	Acquired forward Richard Jefferson , guard T.J. Ford and a first round draft pick from San Antonio in exchange for guard/forward Stephen Jackson . Acquired a 2012 second round draft pick from the Atlanta Hawks in exchange for cash considerations.
March 17, 2012	Waived guard T.J. Ford .
March 22, 2012	Signed free agent center Mickell Gladness to a 10-day contract.
March 24, 2012	Signed free agent center Keith Benson to a 10-day contract.
April 1, 2012	Signed center Mickell Gladness for the remainder of the season.
April 16, 2012	Signed free agent center Mikki Moore .
April 24, 2012	Promoted Bob Myers to general manager. Announced that Larry Riley would remain with the organization as director of scouting.

2012-13

June 28, 2012	Selected Harrison Barnes (#7 overall), Festus Ezeli (#30), Draymond Green (#35) and Ognjen Kuzmic (#52) in the 2012 NBA Draft.
July 3, 2012	Signed forward Harrison Barnes to a contract.
July 6, 2012	Signed center Festus Ezeli to a contract.
July 11, 2012	Acquired guard Jarrett Jack from the New Orleans Hornets as part of a three-team trade in which the Warriors sent forward Dorell Wright to the Philadelphia 76ers, who also received center Darryl Watkins from New Orleans, while the Hornets received the draft rights to forward Edin Bavec from Philadelphia.
July 26, 2012	Signed free agent guard Kent Bazemore to a contract.
August 1, 2012	Re-signed restricted free agent guard/forward Brandon Rush to a contract. Signed free agent forward Carl Landry to a contract.
August 3, 2012	Signed forward Festus Ezeli to a contract.
September 10, 2012	Hired Bob Beyer as an assistant coach. Promoted Darren Erman to assistant coach.
September 26, 2012	Signed guard Carlton Brown , guard/forward Lance Goulbourne , forward Rick Jackson and guard/forward Tarence Kinsey as free agent training camp invitees.
October 1, 2012	Signed guard Steffhon Hannah as a free agent training camp invitee.
October 13, 2012	Waived guard Steffhon Hannah .
October 24, 2012	Waived guard Carlton Brown , guard/forward Lance Goulbourne , forward Rick Jackson and guard/forward Tarence Kinsey .
October 25, 2012	Exercised the third-year contract option on guard Klay Thompson .
October 31, 2012	Signed guard Stephen Curry to a multi-year contract extension.
February 21, 2013	Traded guard Charles Jenkins to the Philadelphia 76ers, along with cash considerations, in exchange for future draft considerations. Traded forward/center Jeremy Tyler to the Atlanta Hawks, along with cash considerations, in exchange for future draft considerations
March 8, 2013	Signed forward Malcolm Thomas to a 10-day contract as a free agent call-up from the Los Angeles D-Fenders of the NBA Development League.
April 7, 2013	Signed free agent guard Scott Machado to a 10-day contract as a free agent call-up from the Santa Cruz Warriors of the NBA Development League.
April 17, 2013	Signed guard Scott Machado for the remainder of the season.
April 17, 2013	Signed forward/center Dwayne Jones as a free agent call-up from the Texas Legends of the NBA Development League to a contract for the remainder of the season.



2013-14

- June 27, 2013 Acquired the draft rights to the 26th pick in the First Round of the 2013 NBA Draft (**Andre Roberson**), and guard **Malcolm Lee**, from the Minnesota Timberwolves, in exchange for the Warriors 2014 Second Round pick and cash considerations.
- Acquired the draft rights to the 29th pick in the First Round of the 2013 NBA Draft (**Archie Goodwin**), and cash considerations, from the Oklahoma City Thunder, in exchange for the draft rights to the 26th pick (**Andre Roberson**).
- Acquired the draft rights to the 30th pick in the 2013 NBA Draft (**Nemanja Nedovic**) from the Phoenix Suns, in exchange for the draft rights to the 29th pick (**Archie Goodwin**) and guard **Malcolm Lee**.
- July 10, 2013 Acquired **Andre Iguodala** from Denver and **Kevin Murphy** from Utah in a three-team trade that sent **Andris Biedrins**, **Richard Jefferson** and **Brandon Rush** to Utah and **Randy Foye** from Utah to Denver.
- July 12, 2013 Signed **Marreese Speights** as a free agent.
- July 18, 2013 Signed **Toney Douglas** as a free agent.
- July 23, 2013 Signed **Jermaine O'Neal** as a free agent.
- July 24, 2013 Waived **Scott Machado**, **Kevin Murphy** and **Dwayne Jones**.
- August 22, 2013 Signed **Seth Curry** as a free agent.
- September 18, 2013 Hired **Lindsey Hunter** as assistant coach.
- September 23, 2013 Signed **Dewayne Dedmon** and **Cameron Jones** as free agents.
- September 27, 2013 Signed 2012 second round draft pick **Ognjen Kuzmic** to a contract.
- Signed **Joe Alexander** as a free agent.
- October 24, 2013 Exercised fourth-year contract option on **Klay Thompson** and third-year contract options on **Harrison Barnes** and **Festus Ezeli**.
- October 25, 2013 Signed **Andrew Bogut** to a multi-year contract extension.
- Waived **Seth Curry**, **Dewayne Dedmon** and **Joe Alexander**.
- November 18, 2013 Signed **Dewayne Dedmon** as a free agent call-up from the Santa Cruz Warriors of NBA Development League.
- December 5, 2013 Waived **Dewayne Dedmon**.
- December 11, 2013 Signed **Hilton Armstrong** as a free agent call-up from the Santa Cruz Warriors of NBA Development League.
- December 29, 2013 Waived **Hilton Armstrong**.
- January 15, 2014 Acquired **Jordan Crawford** and **MarShon Brooks** from Boston in a three-team trade that sent **Toney Douglas** to Miami and **Joel Anthony** from Miami to Boston.
- February 19, 2014 Acquired **Steve Blake** from the Los Angeles Lakers in exchange for **Kent Bazemore** and **MarShon Brooks**.
- February 22, 2014 Signed **Hilton Armstrong** to a 10-day contract as a call-up from the Santa Cruz Warriors of NBA Development League.
- March 30, 2014 Signed **Hilton Armstrong** to a second 10-day contract.
- April 5, 2014 Relieved assistant coach **Darren Erman** of his duties.
- April 9, 2014 Signed **Hilton Armstrong** for the remainder of the season.
- May 19, 2014 Named **Steve Kerr** the 25th head coach in franchise history.
- June 3, 2014 Named **Alvin Gentry** Associate Head Coach, **Ron Adams** and **Luke Walton** assistant coaches and **Jarron Collins** and **Bruce Fraser** player development coaches.

2014-15

- July 10, 2014 Signed **Shaun Livingston** as a free agent.
- July 22, 2014 Signed **Brandon Rush** as a free agent.
- July 30, 2014 Waived **Hilton Armstrong**.
- September 2, 2014 Signed **Aaron Craft**, **James Michael McAdoo** and **Mitchell Watt** as free agents.
- September 8, 2014 Signed **Justin Holiday** as a free agent.
- October 4, 2014 Signed **Jason Kapono** as a free agent.
- October 20, 2014 Signed **Sean Kilpatrick** as a free agent.
- October 24, 2014 Waived **Aaron Craft**, **Jason Kapono**, **Sean Kilpatrick**, **James Michael McAdoo** and **Mitchell Watt**.
- October 30, 2014 Exercised fourth-year contract options on **Harrison Barnes** and **Festus Ezeli** and did not exercise the third-year contract option on **Nemanja Nedovic**.

WARRIORS TRANSACTIONS

October 31, 2014	Signed Klay Thompson to a contract extension.
November 11, 2014	Waived Nemanja Nedovic .
January 19, 2015	Signed James Michael McAdoo to a 10-day contract.
February 2, 2015	Signed James Michael McAdoo to a second 10-day contract.
February 19, 2015	Signed James Michael McAdoo for the remainder of the season.

2015-16

June 25, 2015	Selected UCLA forward Kevon Looney (#30 overall) in the 2015 NBA Draft.
June 29, 2015	Exercised the team option on the contract of Marreese Speights for the 2015-16 season.
July 2, 2015	Promoted Larry Harris to director of player personnel.
July 7, 2015	Signed Kevon Looney to a contract.
July 9, 2015	Re-signed restricted free agent forward Draymond Green to a multi-year contract.
July 13, 2015	Re-signed unrestricted free agent guard Leandro Barbosa to a contract.
July 27, 2015	Acquired forward Gerald Wallace and guard Chris Babb from the Boston Celtics, in exchange for forward David Lee to the Boston Celtics.
July 29, 2015	Promoted Jarron Collins to assistant coach and promoted Theo Robertson of video coordinator/player development.
July 31, 2015	Acquired forward/center Jason Thompson from the Philadelphia 76ers, in exchange for forward Gerald Wallace , cash and draft considerations.
September 25, 2015	Signed free agent guards Ian Clark and Juwan Staten along with free agent forwards Tony Mitchell and Jarell Eddie to contracts. Hired Steve Nash as a player development consultant.
September 28, 2015	Signed free agent guard Ben Gordon to a contract.
October 12, 2015	Waived forward Tony Mitchell .
October 14, 2015	Waived guard Ben Gordon .
October 15, 2015	Waived guard Juwan Staten .
October 19, 2015	Signed free agent guard/forward Xavier Henry and free agent forward Chris Udofia to contracts.
October 23, 2015	Waived guard Chris Babb , guard/forwards Jarell Eddie and Xavier Henry and forward Chris Udofia .
February 22, 2016	Waived forward/center Jason Thompson . Signed free agent center Anderson Varejao to a contract.

2016-17

June 23, 2016	Selected Vanderbilt University center Damian Jones (#30 overall) in the 2016 NBA Draft. Acquired the draft rights to University of Nevada, Las Vegas guard Patrick McCaw (#38 overall) from the Milwaukee Bucks in exchange for cash considerations.
July 5, 2016	Rescinded the qualifying offer that the club originally made to center Festus Ezeli on June 29.
July 6, 2016	Signed guard Patrick McCaw to a contract. Hired Mike Brown an assistant coach.
July 7, 2016	Traded center Andrew Bogut to the Dallas Mavericks... As part of the deal, both teams received future draft considerations. Signed free agent forward Kevin Durant to a contract.
July 8, 2016	Re-signed free agent guard Ian Clark to a contract.
July 9, 2016	Signed free agent forward David West to a contract.
July 12, 2016	Signed free agent center Zaza Pachulia to a contract.
July 13, 2016	Re-signed free agent forward James Michael McAdoo to a contract. Signed rookie center Damian Jones to a contract.
July 16, 2016	Re-signed free agent center Anderson Varejao to a contract.
August 9, 2016	Hired Willie Green as an assistant coach/player development.
September 16, 2016	Signed center JaVale McGee , forward Elgin Cook , and guards Cameron Jones , Phil Pressey and Elliot Williams as free agent training camp invitees.
September 20, 2016	Promoted Bob Myers to the role of president of basketball operations/general manager, Travis Schlenk to vice president of basketball operations/assistant general manager, Kirk Lacob to vice president of GSW Sports Ventures/assistant general manager, and Larry Harris to assistant general manager/director of player personnel.



September 21, 2016 Promoted **Kent Lacob** to general manager of the Santa Cruz Warriors of the NBA D-League.
 September 23, 2016 Named **David Kelly** general counsel and vice president, basketball management & strategy; signed free agent forward **Scott Wood** as a free agent training camp invitee.
 October 9, 2016 Waived forwards **Elgin Cook** and **Scott Wood**.
 October 20, 2016 Waived guards **Cameron Jones**, **Phil Pressey** and **Elliot Williams**.
 October 23, 2016 Exercised third-year contract option on **Kevon Looney**.
 February 3, 2017 Waived center **Anderson Varejao**.
 February 4, 2017 Signed guard **Brianté Weber** to a 10-day contract.
 February 14, 2017 Signed **Brianté Weber** to a second 10-day contract.
 March 1, 2017 Signed free agent guard **José Calderón**.
 March 1, 2017 Waived **José Calderón**.
 March 2, 2017 Signed free agent forward **Matt Barnes**.

2017-18

June 22, 2017 Acquired the draft rights **Jordan Bell**, the 38th overall selection in the second round of the 2017 NBA Draft, from the Chicago Bulls in exchange for cash considerations.
 July 7, 2017 Signed free agent guard **Nick Young** to a contract.
 July 8, 2017 Signed rookie center **Jordan Bell** to a contract.
 July 12, 2017 Signed free agent forward **Omri Casspi** to a contract.
 July 14, 2017 Signed rookie forward **Chris Boucher** to a two-way contract.
 July 21, 2017 Signed free agent guards **Antonius Cleveland**, **Michael Gbinije**, **Alex Hamilton** and forward **Georges Niang**.
 July 25, 2017 Re-signed free agents **Stephen Curry**, **Kevin Durant**, **Andre Iguodala**, **Shaun Livingston** and **Zaza Pachulia** to contracts.
 August 1, 2017 Re-signed free agent **JaVale McGee**.
 September 30, 2017 Waived **Antonius Cleveland** and **Alex Hamilton**.
 October 13, 2017 Signed free agent center **Trevor Thompson**.
 Waived **Trevor Thompson**, **Michael Gbinije** and **Georges Niang**.
 October 17, 2017 Signed free agent guard **Quinn Cook** to a two-way contract.
 April 7, 2018 Waived **Omri Casspi**.
 April 10, 2018 Signed **Quinn Cook** to a multi-year contract.

2018-19

June 21, 2018 Selected Cincinnati guard **Jacob Evans III** (#28 overall) in the 2018 NBA Draft.
 June 22, 2018 Waived forward **Chris Boucher**.
 July 2, 2018 Signed guard **Jacob Evans III** to a contract.
 July 6, 2018 Signed free agent center **DeMarcus Cousins** to a contract.
 July 7, 2018 Re-signed free agent forward **Kevin Durant** to a contract.
 July 10, 2018 Re-signed free agent center **Kevon Looney**.
 July 12, 2018 Signed free agent **Jonas Jerebko** to a contract.
 July 14, 2018 Signed free agent guard **Damion Lee** to a two-way contract.
 August 8, 2018 Name **Dr. Rick Celebrini** as director of sports medicine and performance.
 September 20, 2018 Signed free agent guards **Danuel House Jr.**, **Kendrick Nunn** and forwards **Marcus Derrickson** and **Alfonzo McKinnie**.
 Promoted **David Kelly** to chief legal officer, business and basketball.
 September 21, 2018 Signed free agent guard **Tyler Ulis**.
 October 8, 2018 Signed free agent guard **Will Cherry** to a contract.
 October 11, 2018 Signed free agent forward **Deyonta Davis** to a contract, waived **Will Cherry**.
 October 12, 2018 Waived forwards **Deyonta Davis** and **Danuel House Jr.** and guards **Kendrick Nunn** and **Tyler Ulis**.
 November 13, 2018 Suspended forward **Draymond Green** for one game for conduct detrimental to the team.
 December 10, 2018 Assigned center **DeMarcus Cousins** to Santa Cruz.
 March 6, 2019 Signed center **Andrew Bogut**.

WARRIORS TRANSACTIONS

2019-20

June 20, 2019	Acquired the 41st overall selection in the second round of the 2019 NBA Draft from the Atlanta Hawks in exchange for a 2024 second round draft pick and cash considerations.
June 20, 2019	Selected University of Michigan's Jordan Poole with the 28th overall pick in the first round, Villanova University's Eric Paschall with the 41st overall pick and Yale's Miye Oni with the 58th overall pick in the second round of the 2019 NBA Draft. Traded Oni's draft rights to the Utah Jazz in exchange for cash considerations.
June 20, 2019	Acquired the draft rights to Alen Smailagić , the 39th overall selection in the second round of the 2019 NBA Draft, from the New Orleans Pelicans in exchange for second round picks in 2021 & 2023 along with cash considerations.
June 28, 2019	Agreed to multi-year contract extensions for President & Chief Operating Officer Rick Welts and President of Basketball Operations/General Manager Bob Myers .
July 7, 2019	Traded guard/forward Andre Iguodala and a protected first round draft pick to the Memphis Grizzlies in exchange for forward Julian Washburn .
July 7, 2019	Acquired guard D'Angelo Russell , along with guard Shabazz Napier and forward Treveon Graham , in a sign-and-trade transaction that sent free agent forward Kevin Durant and a protected first round draft pick to the Brooklyn Nets.
July 8, 2019	Acquired forward Omari Spellman from the Atlanta Hawks in exchange for center Damian Jones and a 2026 second round draft pick.
July 8, 2019	Signed free agent center Willie Cauley-Stein to a contract.
July 8, 2019	Acquired the draft rights to Lior Eliyahu from Minnesota in exchange for forward Treveon Graham , guard Shabazz Napier and cash considerations.
July 10, 2019	Waived guard Shaun Livingston .
July 10, 2019	Signed free agent forward Glenn Robinson III to a contract.
July 10, 2019	Re-signed free agent guard Klay Thompson to a contract.
July 11, 2019	Re-signed free agent forward Kevon Looney to a contract.
July 11, 2019	Signed rookie guard Jordan Poole , forward Eric Paschall (PASS-cull) and forward Alen Smailagić (SMY-luh-geech) to contracts.
July 11, 2019	Signed free agent guard Alec Burks to a contract.
July 17, 2019	Waived forward Julian Washburn .
July 31, 2019	Signed free agent guards Damion Lee and Ky Bowman to Two-Way contracts.
August 3, 2019	Signed forward Draymond Green to a multi-year extension.
August 29, 2019	Promoted Aaron Miles to player development coach on Golden State Warriors staff from G League affiliate Santa Cruz.
August 29, 2019	Hired Theo Robertson , Luke Loucks and Seth Cooper as player development coaches.
August 29, 2019	Promoted Chris DeMarco to assistant coach/director of player development.
August 29, 2019	Promoted Kirk Labob to executive vice president, basketball operations; Mike Dunleavy as assistant general manager; Kent Labob as director, team development; and Jacob Rubin as assistant video coordinator.
September 30, 2019	Signed free agent forward Marquese Chriss to a contract.
October 7, 2019	Signed free agent center Kavion Phippen to a contract; waived Devin Marble .
January 7, 2020	Waived Marquese Chriss .
January 15, 2020	Signed guard Damion Lee to a multi-year contract.
January 15, 2020	Signed free agent forward Marquese Chriss to a Two-Way contract.
January 24, 2020	Acquired a 2020 second round draft pick (via Utah) from the Dallas Mavericks in exchange for center Willie Cauley-Stein .
February 6, 2020	Acquired Andrew Wiggins , a 2021 first round draft pick (top 3 protected) and a 2021 second round draft pick from the Minnesota Timberwolves in exchange for guards Jacob Evans III and D'Angelo Russell and forward Omari Spellman .
	Traded guards Alec Burks and Glenn Robinson III to the Philadelphia 76ers in exchange for three second round draft picks... The draft choices acquired by Golden State include a 2020 second round pick via Dallas, a 2021 second round pick via Denver and a 2022 second-round pick via Toronto.
February 7, 2020	Signed Ky Bowman , Marquese Chriss and Juan Toscano-Anderson to contracts.
February 8, 2020	Signed guards Zach Norvell Jr. and Jeremy Pargo to 10-day contracts.
February 23, 2020	Signed free agent center Dragan Bender to a 10-day contract.
February 27, 2020	Signed guard Mychal Mulder to a 10-day contract.
March 3, 2020	Signed guard Chasson Randle to a 10-day contract.
March 5, 2020	Signed Dragan Bender to a second 10-day contract.



March 10, 2020 Signed guard **Mychal Mulder** to a multi-year contract.
 September 14, 2020 Named **Leandro Barbosa** Player Mentor Coach.
 September 15, 2020 Named **Shaun Livingston** Director, Player Affairs & Engagement.

2020-21

November 18, 2020 Selected University of Memphis center **James Wiseman** (second overall) and University of Arizona guard **Nico Mannion** (48th overall) and Boise State guard **Justinian Jessup** (51st overall) in the 2020 NBA Draft.

November 20, 2020 Waived guard **Ky Bowman**.

November 22, 2020 Acquired guard **Kelly Oubre Jr.** from the Oklahoma City Thunder in exchange for a conditional 2021 first round draft pick and a 2021 second round pick (via Denver).

November 24, 2020 Signed free agent guard **Brad Wanamaker**.

November 27, 2020 Signed rookie center **James Wiseman** to a contract and rookie guard **Nico Mannion** to a two-way contract.

December 1, 2020 Signed free agent guard/forward **Kent Bazemore**.

December 4, 2020 Signed free agent forwards **Dwayne Sutton**, **Axel Toupane** and **Kaleb Wesson**.

December 18, 2020 Waived forwards **Dwayne Sutton**, **Axel Toupane**, **Kaleb Wesson**.

December 19, 2020 Waived **Juan Toscano-Anderson**.
 Signed free agent guard **Eli Pemberton**.
 Waived **Eli Pemberton**.

December 22, 2020 Signed **Juan Toscano-Anderson** to a Two-way contract.

December 29, 2020 Exercised the third-year contract option on guard **Jordan Poole**.

January 31, 2021 Assigned **Jordan Poole** to Santa Cruz.

February 5, 2021 Assigned **Alen Smailagić** to Santa Cruz.

March 1, 2021 Recalled **Jordan Poole** from Santa Cruz.

March 11, 2021 Recalled **Alen Smailagić** from Santa Cruz.

March 25, 2021 Acquired a 2025 second-round draft pick (top 55 protected) from the Charlotte Hornets in exchange for guard **Brad Wanamaker**, a 2022 second-round draft pick (from Toronto via Philadelphia; top 54 protected) and cash considerations.

March 25, 2021 Acquired the draft rights to center **Cady Lalanne** from the San Antonio Spurs in exchange for center **Marquese Chriss** and cash considerations.

April 8, 2021 Signed guard **Gary Payton II** to a 10-day contract.

April 19, 2021 Signed **Gary Payton II** to a second 10-day contract.

May 13, 2021 Signed **Juan Toscano-Anderson** to a multi-year contract.

May 13, 2021 Signed forward/center **Jordan Bell** to a Two-way contract.

May 16, 2021 Signed guard **Gary Payton II** to a contract.

2021-22

July 29, 2021 Selected G League Ignite forward **Jonathan Kuminga** (seventh overall) and Arkansas guard **Moses Moody** (#14 overall) in the 2021 NBA Draft.

August 4, 2021 Waived forward **Alen Smailagić**.

August 5, 2021 Signed forward **Jonathan Kuminga** and guard **Moses Moody** to contracts.

August 6, 2021 Signed guard **Stephen Curry** to a contract extension.

August 6, 2021 Signed forward **Nemanja Bjelica** to a contract.

August 6, 2021 Signed forward **Otto Porter Jr.** to a contract.

August 7, 2021 Traded forward **Eric Paschall** to the Utah Jazz in exchange for a protected 2026 second round draft pick (via Memphis).

August 10, 2021 Signed guard/forward **Andre Iguodala** to a contract.

August 13, 2021 Hired **Kenny Atkinson** and **Dejan Milojević** as assistant coaches and **Jama Mahlelela** as director, player development/assistant coach.

August 14, 2021 Signed free agent guard **Chris Chiozza** to a Two-Way contract.

September 24, 2021 Signed free agent forward **Jordan Bell**, guards **Avery Bradley** and **Langston Galloway**.

October 9, 2021 Waived forward **Langston Galloway**.

October 11, 2021 Signed free agent guard **Quinnndary Weatherspoon**.

October 13, 2021 Waived **Quinnndary Weatherspoon**.

October 13, 2021 Signed free agent guard/forward **L.J. Figueroa**.

Oct. 15, 2021 Waived forward/center **Jordan Bell**, guards **Avery Bradley**, **Mychal Mulder** and **Gary Payton II**.

Oct. 15, 2021 Signed free agent forward **Axel Toupane**.

WARRIORS TRANSACTIONS

Oct. 16, 2021	Waived guard/forward L.J. Figueroa and forward Axel Toupane .
Oct. 18, 2021	Awarded guard Jeff Downtin Jr. off of waivers; Downtin Jr.'s contract was converted to a Two-Way deal.
Oct. 19, 2021	Signed guard Gary Payton II to a contract.
Oct. 29, 2021	Assigned guard Moses Moody to the team's G League affiliate, the Santa Cruz Warriors.
Oct. 29, 2021	Exercised the fourth-year contract option on guard Jordan Poole and third-year contract option on center James Wiseman , both of which are for the 2022-23 season.
Oct. 30, 2021	Recalled Moses Moody from the Santa Cruz Warriors.
Nov. 2, 2021	Assigned forward Jonathan Kuminga and guard Moses Moody to the Santa Cruz Warriors.
Nov. 3, 2021	Recalled forward Jonathan Kuminga and guard Moses Moody from the Santa Cruz Warriors.
Nov. 5, 2021	Assigned forward Jonathan Kuminga to the Santa Cruz Warriors.
Nov. 7, 2021	Recalled forward Jonathan Kuminga from the Santa Cruz Warriors.
Nov. 26, 2021	Assigned forward Jonathan Kuminga and guard Moses Moody to the Santa Cruz Warriors.
Nov. 27, 2021	Recalled forward Jonathan Kuminga and guard Moses Moody from the Santa Cruz Warriors.
Nov. 28, 2021	Assigned guard Klay Thompson and center James Wiseman to the Santa Cruz Warriors.
Nov. 30, 2021	Assigned guard Damion Lee to the Santa Cruz Warriors.
Dec. 1, 2021	Recalled guards Damion Lee and Klay Thompson and center James Wiseman from the Santa Cruz Warriors.
Dec. 1, 2021	Assigned forward Jonathan Kuminga and guard Moses Moody to the Santa Cruz Warriors.
Dec. 6, 2021	Recalled forward Jonathan Kuminga and guard Moses Moody from the Santa Cruz Warriors.
Dec. 7, 2021	Assigned forward Jonathan Kuminga and guard Moses Moody to the Santa Cruz Warriors.
Dec. 10, 2021	Recalled forward Jonathan Kuminga and guard Moses Moody from the Santa Cruz Warriors.
Dec. 11, 2021	Assigned guard Klay Thompson and center James Wiseman to the Santa Cruz Warriors.
Dec. 15, 2021	Recalled guard Klay Thompson and center James Wiseman from the Santa Cruz Warriors.
Dec. 23, 2021	Signed free agent guard Quinnndary Weatherspoon (Quin-DAIRY Weh-ther-SPOON) to a 10-day contract via the NBA's Hardship Exception.
Jan. 2, 2022	Waived guard Jeff Downtin Jr.
Jan. 3, 2022	Signed guard Quinnndary Weatherspoon to a Two-way contract.
Jan. 7, 2022	Assigned guard Moses Moody to the Santa Cruz Warriors.
Jan. 8, 2022	Recalled guard Moses Moody from the Santa Cruz Warriors.
Jan. 10, 2022	Assigned forward Jonathan Kuminga and guard Moses Moody to the Santa Cruz Warriors.
Jan. 11, 2022	Recalled forward Jonathan Kuminga and guard Moses Moody from the Santa Cruz Warriors.
Jan. 12, 2022	Assigned guard Moses Moody to the Santa Cruz Warriors.
Jan. 18, 2022	Recalled guard Moses Moody from the Santa Cruz Warriors.
Jan. 29, 2022	Assigned guard Moses Moody to the Santa Cruz Warriors.
Jan. 31, 2022	Recalled guard Moses Moody from the Santa Cruz Warriors.
Feb. 25, 2022	Assigned center James Wiseman to the Santa Cruz Warriors.
Feb. 26, 2022	Recalled center James Wiseman from the Santa Cruz Warriors.
Mar. 10, 2022	Assigned center James Wiseman to the Santa Cruz Warriors.
Mar. 16, 2022	Recalled center James Wiseman from the Santa Cruz Warriors.
Apr. 4, 2022	Assigned guard Moses Moody to the Santa Cruz Warriors.
Apr. 6, 2022	Recalled guard Moses Moody from the Santa Cruz Warriors.
June 23, 2022	Acquired draft rights to guard Ryan Rollins , second-round selection (44th overall) of the 2022 NBA Draft, from the Atlanta Hawks in exchange for Tyrese Martin (51st overall) and cash considerations.
July 5, 2022	Signed Lester Quinones to a Two-way contract.
July 6, 2022	Signed rookie forward Patrick Baldwin Jr. to a contract.
July 8, 2022	Signed free agent guard Donte DiVincenzo to a contract.
July 10, 2022	Re-signed forward/center Kevon Looney .
July 22, 2022	Signed guard Quinnndary Weatherspoon to a Two-way contract.
August 1, 2022	Signed free agent forward JaMychal Green to a contract.
August 5, 2022	Signed free agents Mac McClung , Pat Spencer and Trevion Williams .
September 8, 2022	Signed guard Jerome Robinson .
September 21, 2022	Signed guard Dusty Hannahs .
September 22, 2022	Waived guard Dusty Hannahs .
September 26, 2022	Signed guard/forward Andre Iguodala to a contract.
October 3, 2022	Waive guard Mac McClung and forward Trevion Williams .
October 4, 2022	Signed guard Ty Jerome .
October 5, 2022	Signed forward Anthony Lamb .

THE NBA





NEW YORK

Olympic Tower
645 Fifth Avenue
New York, NY 10022
Telephone: (212) 407-8000
Fax: (212) 832-3861



NEW JERSEY

100 Plaza Drive
Secaucus, NJ 07094
Telephone: (201) 865-1500
Fax: (201) 974-5973

NATIONAL BASKETBALL ASSOCIATION
NBA ENTERTAINMENT
WOMEN'S NATIONAL BASKETBALL ASSOCIATION
NBA G LEAGUE
NBA 2 K LEAGUE
BASKETBALL AFRICA LEAGUE

INTERNATIONAL OFFICES

AFRICA

DAKAR

Levels 4 and 5, Serenity Building
King Fahd Palace Road
Almadies, Dakar
Senegal

JOHANNESBURG

9th Floor GreenPark Corner
3 Lower Road
Morningside 2196
Johannesburg, South Africa
Telephone: +27-100-072-668

LAGOS

6th Floor, Landmark Towers
5B Water Corporation Road
Oniru, Lagos State, Nigeria

ASIA/PACIFIC

BEIJING

19th Floor, Office Tower 2, China Central
Place
No. 79 Jianguo Road, Chaoyang District
Beijing, China 100025
Telephone: +86-10-5200-8200
Fax: +86-10-5200-8202

HONG KONG

Room 3101, Lee Gardens One
33 Hysan Avenue
Causeway Bay, Hong Kong
Telephone: +852-2843-9600
Fax: +852-2536-4808

MANILA

Unit 1701, World Plaza Building
5th Avenue corner 30th Street
Bonifacio Global City
Taguig, 1634 Philippines
Telephone: +632-866-8205

MUMBAI

C-1804, ONE BKC
G Block, Bandra Kurla Complex
Bandra East, Mumbai - 400051
Telephone: +91-22-6124-6100

SHANGHAI

Unit 2703-2708, 27F, Tower 2 Plaza
66 1266 Nanjing West Road
Jing An District
Shanghai, China 200040
Telephone: +86-21-6137-2200
Fax: +86-21-6288-9920

CANADA

TORONTO

50 Bay Street, Suite 1402
Toronto, Ontario Canada M5J 3A5
Telephone: (416) 682-2000
Fax: (416) 364-0205

EUROPE & THE MIDDLE EAST

LONDON

Endeavour House
189 Shaftesbury Avenue
London, United Kingdom WC2H 8JR
Telephone: +44-20-7420-8900

MADRID

47 Leganitos Street 6th Floor
28013 Madrid, Spain
Telephone: +34-912-153-573

LATIN AMERICA

RIO DE JANEIRO

Av Borges de Medeiros, 633
Sala 301 - Leblon
Rio de Janeiro, RJ, Brazil 22430-041
Telephone: +55-21-3206-6400
Fax: +55-21-2586-6001

MEXICO CITY

Av. Prolongacion Paseo de la Reforma
No. 1236, Piso 6
Planta Baja Desarrollo Santa Fe
Cuajimalpa De Morelos, Ciudad De
Mexico 05348
Telephone: +52-55-9171-7700

2022

June 30	Teams can begin negotiating with free agents (beginning at 6 p.m. ET)
July 2-3	California Summer League (San Francisco, CA)
July 5-7	Utah Jazz Summer League (Salt Lake City, UT)
July 6	NBA Teams may begin signing free agents to contracts (12:01 p.m. ET)
July 7-17	MGM Resorts NBA Summer League (Las Vegas, NV)
September 9-10	Naismith Memorial Basketball Hall of Fame Enshrinement Weekend (Springfield, MA)
September 23	First allowable date for players participating in preseason games outside North America to report to their teams (no earlier than 11 a.m. local time)
September 24	Training Camps open for all teams participating in preseason games outside North America
September 26	First allowable date for all other veteran players to report to their teams (no earlier than 11 a.m. local time)
September 27	NBA Training Camps open
September 30	NBA Preseason games begin
September 30 & Oct. 2	NBA Japan Games, Golden State Warriors vs. Washington Wizards (Tokyo, Japan)
October 6 & 8	NBA Abu Dhabi Games, Atlanta Hawks vs. Milwaukee Bucks, (Abu Dhabi, UAE)
October 14	NBA Preseason ends
October 17	Rosters set for NBA Opening Day (5 p.m. ET)
October 18	Start of the 2022-23 NBA Regular Season
October 22	2022-23 NBA G League Draft
October 24	NBA G League Training Camps Open
November 3	Rosters set for NBA G League Opening Day (5 p.m. ET)
November 4	NBA G League Showcase Cup begins
December 17	NBA Mexico City Game, Miami Heat vs. San Antonio Spurs (Mexico City, Mexico)
December 19-22	NBA G League Winter Showcase and Showcase Cup Championship Game
December 27	NBA G League 32-game regular season begins

2023

January 5	10-day contracts may now be signed
January 10	All Standard NBA contracts are guaranteed for the remainder of the season
January 19	NBA Paris Game, Chicago Bulls vs. Detroit Pistons, (Paris, France)
January 20	All Two-Way Contracts are guaranteed for the remainder of the season
February 9	NBA Trade Deadline (3 p.m. ET)
February 17-19	NBA All-Star 2022 (Salt Lake City, UT)
February 17-22	NBA All-Star break
March 1	Playoff Eligibility Waiver Deadline
March 25	NBA G League Regular Season ends
March 28	NBA G League Playoffs begin
April 9	Regular Season ends
April 11-14	NBA Play-In Tournament
April 10	Rosters set for NBA Playoffs 2022 (3 p.m. ET)
April 15	NBA Playoffs 2022 begin
April 23	NBA Early Entry Eligibility Deadline (11:59 p.m. ET)
May 1-2	Conference Semifinals begin (possible move up to April 29/30)
May 16-17	Conference Finals begin (possible move up to May 14-15)
May 16	NBA Draft Lottery 2023 presented by State Farm
June 2	NBA Finals 2023 Game 1
June 5	NBA Finals 2023 Game 2
June 8	NBA Finals 2023 Game 3
June 10	NBA Finals 2023 Game 4
June 12	NBA Draft Early Entry Entrant Withdrawal Deadline (5 p.m. ET)
June 13	NBA Finals 2023 Game 5 (if necessary)
June 16	NBA Finals 2023 Game 6 (if necessary)
June 19	NBA Finals 2023 Game 7 (if necessary)
June 22	NBA Draft 2023 presented by State Farm

2021-22 NBA FINAL REGULAR SEASON STANDINGS

NBA EASTERN CONFERENCE

ATLANTIC DIVISION

	W	L	PCT	GB	HOME	ROAD
Boston	51	31	.622	-	28-13	23-18
Philadelphia	51	31	.622	-	24-17	27-14
Toronto	48	34	.585	3	24-17	24-17
Brooklyn	44	38	.537	7	20-21	24-17
New York	37	45	.451	14	17-24	20-21

CENTRAL DIVISION

	W	L	PCT	GB	HOME	ROAD
Milwaukee	51	31	.622	-	27-14	24-17
Chicago	46	36	.561	5	27-14	19-22
Cleveland	44	38	.537	7	25-16	19-22
Indiana	25	57	.305	26	16-25	9-32
Detroit	23	59	.280	28	13-28	10-31

SOUTHEAST DIVISION

	W	L	PCT	GB	HOME	ROAD
Miami	53	29	.646	-	29-12	24-17
Atlanta	43	39	.524	10	27-14	16-25
Charlotte	43	39	.524	10	22-19	21-20
Washington	35	47	.427	18	21-20	14-27
Orlando	22	60	.268	31	12-29	10-31

NBA WESTERN CONFERENCE

SOUTHWEST DIVISION

	W	L	PCT	GB	HOME	ROAD
Memphis	56	26	.683	-	30-11	26-15
Dallas	52	30	.634	4	29-12	23-18
New Orleans	36	46	.439	20	19-22	17-24
San Antonio	34	48	.415	22	16-25	18-23
Houston	20	62	.244	36	11-30	9-32

NORTHWEST DIVISION

	W	L	PCT	GB	HOME	ROAD
Utah	49	33	.598	-	29-12	20-21
Denver	48	34	.585	1	23-18	25-16
Minnesota	46	36	.561	3	26-15	20-21
Portland	27	55	.329	22	17-24	10-31
Oklahoma City	24	58	.293	25	12-29	12-29

PACIFIC DIVISION

	W	L	PCT	GB	HOME	ROAD
Phoenix	64	18	.780	-	32-9	32-9
Golden State	53	29	.646	11	31-10	22-19
L.A. Clippers	42	40	.512	22	25-16	17-24
L.A. Lakers	33	49	.402	31	21-20	12-29
Sacramento	30	52	.366	34	16-25	14-27

FINAL 2021-22 REGULAR SEASON CONFERENCE STANDINGS, TEAMS SHOWN IN PLAYOFF-ORDER

EASTERN CONFERENCE

RK	TEAM	W-L	PCT	DIV	CONF	HOME	AWAY	GB
1	c-MIA	53-29	.646	13-3	35-17	29-12	24-17	-
2	d-BOS	51-31	.622	9-7	33-19	28-13	23-18	2
3	d-MIL	51-31	.622	12-4	33-19	27-14	24-17	2
4	p-PHI	51-31	.622	6-10	32-20	24-17	27-14	2
5	p-TOR	48-34	.585	10-6	30-22	24-17	24-17	5
6	p-CHI	46-36	.561	10-6	29-23	27-14	19-22	7
7	BRK	44-38	.537	10-6	31-21	20-21	24-17	9
8	CLE	44-38	.537	10-6	27-25	25-16	19-22	9
9	ATL	43-39	.524	9-7	26-26	27-14	16-25	10
10	CHA	43-39	.524	8-8	27-25	22-19	21-20	10
11	x-NY	37-45	.451	5-11	22-30	17-24	20-21	16
12	x-WAS	35-47	.427	7-9	24-28	21-20	14-27	18
13	x-IND	25-57	.305	2-14	11-41	16-25	9-32	28
14	x-DET	23-59	.280	6-10	18-34	13-28	10-31	30
15	x-ORL	22-60	.268	3-13	12-40	12-29	10-31	31

WESTERN CONFERENCE

RK	TEAM	W-L	PCT	DIV	CONF	HOME	AWAY	GB
1	c-PHO	64-18	.780	10-6	39-13	32-9	32-9	9
2	d-MEM	56-26	.683	11-5	36-16	30-11	26-15	8
3	p-GS	53-29	.646	12-4	33-19	31-10	22-19	11
4	p-DAL	52-30	.634	14-2	36-16	29-12	23-18	12
5	d-UTA	49-33	.598	15-1	33-19	29-12	20-21	15
6	p-DEN	48-34	.585	6-10	29-23	23-18	25-16	16
7	i-MIN	46-36	.561	12-4	32-20	26-15	20-21	18
8	i-LAC	42-40	.512	9-7	26-26	25-16	17-24	22
9	i-NO	36-46	.439	6-10	25-27	19-22	17-24	28
10	i-SA	34-48	.415	6-10	24-28	16-25	18-23	30
11	x-LAL	33-49	.402	3-13	18-34	21-20	12-29	31
12	x-SAC	30-52	.366	6-10	20-32	16-25	14-27	34
13	x-POR	27-55	.329	1-15	11-41	17-24	10-31	37
14	x-OKC	24-58	.293	6-10	17-35	12-29	12-29	40
15	x-HOU	20-62	.244	3-13	11-41	11-30	9-32	44



TEAMS' STATISTICS, RANK WITHIN LEAGUE

Category	ATL	BOS	BRK	CHA	CHI	CLE	DAL	DEN	DET	GS	HOU	IND	LAC	LAL	MEM	MIA	MIL	MIN	NO	NY	OKC	ORL	PHI	PHO	POR	SAC	SA	TOR	UTA	WAS
Points/game	6	12	9	4	13	25	14	10	28	15	14	17	23	11	2	17	3	1	21	26	30	29	18	5	27	16	8	20	7	22
FG pct.	7	15	4	11	3	9	18	2	29	10	24	14	21	8	19	13	12	22	23	27	30	28	16	1	26	20	14	25	6	5
FT pct.	4	2	6	27	3	21	16	8	13	17	30	19	9	29	28	5	15	14	10	26	24	11	7	7	22	18	25	23	20	12
3-pt FG pct.	2	14	10	6	4	15	19	16	29	8	21	25	3	22	17	1	5	12	27	13	30	28	7	9	23	24	18	20	11	26
Off. Reb./gm	17	11	14	9	29	16	24	25	8	20	21	5	26	23	1	18	15	6	3	4	12	27	30	19	12	22	7	2	10	28
Def. Reb./gm	17	4	15	12	22	16	20	9	29	7	28	26	10	12	8	18	1	25	24	11	6	7	19	5	27	23	13	30	14	4
Rebounds/game	20	5	13	21	28	15	24	17	25	7	30	21	19	18	1	22	2	16	11	4	6	14	29	10	27	26	9	8	3	23
Assists/game	15	14	10	1	19	11	25	3	24	5	23	9	16	17	6	8	18	7	13	30	28	20	21	4	26	22	2	29	27	12
Steals/game	21	1	24	5	23	26	29	18	10	4	17	24	15	11	1	16	13	3	7	27	13	8	9	6	8	20	11	2	21	30
Turnovers/gm	1	13	17	10	6	22	3	26	20	29	30	24	14	27	9	28	12	21	17	10	15	25	4	7	24	19	5	2	16	8
Blocks/gm	23	2	5	12	25	24	28	29	14	18	15	4	8	7	1	30	27	3	26	13	16	20	6	22	21	19	10	17	10	8
Pers.Fouls/gm	7	5	22	18	8	1	14	20	30	27	26	24	6	21	17	25	3	29	14	23	4	14	12	19	28	11	2	13	10	9
DO/game	11	2	21	26	18	11	7	4	29	16	18	23	4	6	11	18	7	30	23	26	14	23	14	26	16	7	7	21	1	2

OPPONENTS' STATISTICS, RANK WITHIN LEAGUE

Category	ATL	BOS	BRK	CHA	CHI	CLE	DAL	DEN	DET	GS	HOU	IND	LAC	LAL	MEM	MIA	MIL	MIN	NO	NY	OKC	ORL	PHI	PHO	POR	SAC	SA	TOR	UTA	WAS
Points/game	21	1	18	25	16	5	2	14	22	3	30	26	11	28	12	4	19	24	13	6	15	20	8	8	27	29	23	7	10	16
FG pct.	23	1	7	20	26	8	12	21	25	2	29	30	6	22	10	4	11	16	24	5	13	14	15	3	27	28	19	17	9	18
FT pct.	27	23	25	7	28	15	9	3	19	5	22	29	16	1	13	20	2	21	24	8	12	14	11	6	18	17	10	26	4	30
3-pt FG pct.	25	1	8	23	27	16	4	10	22	3	17	30	7	14	11	2	19	12	26	6	15	24	9	5	28	29	20	18	13	21
Off. Reb./gm	13	20	27	28	2	19	4	7	16	6	26	12	30	23	11	5	10	24	1	3	25	18	13	21	8	22	29	16	9	15
Def. Reb./gm	11	10	6	26	13	3	17	5	28	8	20	7	23	27	9	2	18	21	4	19	30	29	15	14	22	24	25	12	1	16
Rebounds/game	13	12	15	27	9	6	11	4	24	5	21	8	28	25	7	2	15	23	3	10	30	29	17	19	20	22	26	14	1	18
Assists/game	23	1	9	29	17	12	6	22	19	21	24	18	11	28	16	4	25	27	15	13	26	14	7	21	30	21	10	20	5	8
Steals/game	5	16	22	16	6	28	4	20	12	20	30	24	18	27	7	14	12	8	11	3	29	23	1	15	26	25	10	2	19	9
Turnovers/gm	27	13	18	4	24	17	23	26	7	8	10	19	15	11	3	5	25	1	9	28	21	22	19	6	12	16	14	2	29	30
Blocks/gm	10	11	21	11	24	15	10	13	26	7	28	20	5	5	4	9	19	16	13	13	20	27	13	3	23	18	21	5	8	7
Pers.Fouls/gm	6	20	16	18	28	11	10	13	14	29	1	22	26	9	14	3	17	2	4	5	30	27	19	24	21	7	24	23	8	12
DO/game	7	4	28	15	19	11	19	2	27	28	5	28	19	8	1	5	22	3	13	8	15	11	13	22	15	1	26	22	8	15

COMBINATION TEAM/OPPONENT STATISTICS, RANK WITHIN LEAGUE

Category	ATL	BOS	BRK	CHA	CHI	CLE	DAL	DEN	DET	GS	HOU	IND	LAC	LAL	MEM	MIA	MIL	MIN	NO	NY	OKC	ORL	PHI	PHO	POR	SAC	SA	TOR	UTA	WAS
Pts/game/Off.	14	2	15	16	20	13	8	11	26	5	29	24	18	22	4	6	7	9	21	19	28	27	10	1	30	25	17	12	3	23
Off. Reb. Pct.	16	8	10	14	28	9	24	20	13	18	22	4	27	25	1	12	15	7	3	6	21	30	29	19	17	23	11	2	5	26
Def. Reb. Pct.	16	11	25	28	4	18	8	6	23	2	29	19	30	22	10	9	3	27	7	1	20	12	17	13	15	21	26	24	5	14
Total Reb. Pct.	13	10	19	22	21	11	16	12	18	8	29	6	30	27	1	9	7	17	2	4	23	26	28	15	14	25	20	3	5	24

2021-22 NBA STATISTICS

TEAMS STATISTICS (TOTALS)

TEAM	FIELD GOALS			3-POINT FGs		FREE THROWS		REBOUNDS			MISCELLANEOUS							
	G	MADE	ATT.	MADE	ATT.	MADE	ATT.	OFF.	DEF.	TOT.	AST	PF	DQ	STL	TO	BLK	PTS.	AVG.
Minn.	82	3411	7458	1211	3386	1474	1894	921	2700	3621	2106	1786	23	721	1175	600	9507	115.9
Mem.	82	3571	7739	945	2679	1393	1898	1159	2873	4032	2131	1620	7	800	1082	534	9480	115.6
Milw.	82	3429	7331	1153	3151	1459	1881	841	2990	3831	1960	1494	6	622	1100	326	9470	115.5
Cha.	82	3508	7497	1143	3130	1298	1753	888	2767	3655	2302	1629	13	707	1087	402	9457	115.3
Phoe.	82	3581	7389	951	2616	1303	1635	801	2913	3714	2244	1633	13	702	1060	359	9416	114.8
Atl.	82	3401	7241	1056	2821	1485	1829	823	2783	3606	2017	1534	7	587	972	348	9343	113.9
Utah	82	3327	7067	1192	3308	1470	1916	884	2917	3801	1836	1547	2	587	1149	403	9316	113.6
S.A.	82	3546	7601	925	2626	1262	1673	901	2815	3716	2289	1483	6	626	1043	403	9279	113.2
Brk.	82	3442	7251	940	2602	1434	1781	844	2796	3640	2071	1670	11	582	1153	448	9258	112.9
Den.	82	3416	7079	1039	2944	1372	1725	752	2865	3617	2279	1639	4	592	1189	305	9243	112.7
LA-L	82	3415	7280	982	2826	1380	1884	782	2826	3608	1967	1654	5	626	1190	425	9192	112.1
Bos.	82	3341	7167	1085	3044	1397	1713	863	2914	3777	2036	1521	3	591	1117	478	9164	111.8
Chi.	82	3422	7127	872	2364	1436	1766	711	2760	3471	1958	1540	10	585	1053	336	9152	111.6
Ind.	82	3398	7338	997	2899	1347	1754	925	2671	3596	2081	1675	12	582	1183	457	9140	111.5
G.S.	82	3323	7087	1176	3231	1280	1665	800	2930	3730	2223	1723	9	719	1221	372	9102	111.0
Sac.	82	3321	7223	937	2722	1466	1908	784	2737	3521	1943	1552	6	588	1156	369	9045	110.3
Miami	82	3246	6954	1114	2936	1416	1753	807	2778	3585	2090	1679	10	606	1194	265	9022	110.0
Phil.	82	3230	6932	950	2608	1605	1955	700	2770	3470	1945	1590	8	633	1027	435	9015	109.9
Hou.	82	3229	7083	1105	3170	1434	2010	786	2660	3446	1932	1692	10	600	1351	382	8997	109.7
Tor.	82	3332	7489	979	2808	1327	1749	1095	2622	3717	1809	1607	11	738	1021	376	8970	109.4
N.O.	82	3294	7212	873	2629	1501	1903	981	2726	3707	2047	1612	12	680	1153	328	8962	109.3
Wash.	82	3327	7056	860	2512	1393	1778	737	2798	3535	2052	1545	3	522	1077	406	8907	108.6
LA-C	82	3285	7170	1047	2802	1273	1606	747	2860	3607	1969	1528	4	608	1126	406	8890	108.4
Dall.	82	3222	6982	1073	3063	1341	1739	759	2769	3528	1918	1612	6	552	1025	325	8858	108.0
Clev.	82	3255	6940	953	2686	1376	1810	837	2786	3623	2064	1433	7	580	1181	343	8839	107.8
N.Y.	82	3088	7069	1082	3029	1473	1980	941	2841	3782	1793	1672	13	570	1087	398	8731	106.5
Port.	82	3161	7144	1043	3017	1346	1771	854	2661	3515	1880	1728	9	657	1187	366	8711	106.2
Det.	82	3129	7267	925	2838	1413	1806	900	2625	3525	1924	1799	15	630	1163	393	8596	104.8
Orl.	82	3139	7240	999	3022	1270	1614	746	2885	3631	1947	1612	12	555	1188	367	8547	104.2
OKC.	82	3141	7310	991	3066	1233	1632	854	2887	3741	1822	1497	8	622	1145	380	8506	103.7

OPPONENTS STATISTICS (TOTALS)

TEAM	FIELD GOALS			3-POINT FGs		FREE THROWS		REBOUNDS			MISCELLANEOUS							
	MADE	ATT.	MADE	ATT.	MADE	ATT.	OFF.	DEF.	TOT.	AST	PF	DQ	STL	TO	BLK	PTS.	AVG.	DIFF.
Bos.	3137	7221	969	2860	1324	1692	859	2727	3586	1773	1592	14	617	1133	377	8567	104.5	+7.3
Dall.	3198	7001	895	2635	1296	1689	780	2799	3579	1925	1645	7	575	1073	300	8587	104.7	+3.3
G.S.	3111	7098	1000	2948	1426	1880	792	2705	3497	1875	1474	3	649	1189	317	8648	105.5	+5.5
Miami	3078	6886	1064	3138	1437	1845	783	2634	3417	1908	1686	13	608	1228	330	8657	105.6	+4.5
Clev.	3236	7152	960	2721	1233	1592	858	2657	3515	1978	1638	10	691	1101	380	8665	105.7	+2.1
N.Y.	3154	7050	1038	3032	1395	1826	766	2812	3578	1982	1671	11	572	1039	379	8741	106.6	-0.1
Tor.	3197	6919	1014	2861	1374	1742	847	2764	3611	2076	1563	6	549	1298	416	8782	107.1	+2.3
Phil.	3253	7097	931	2692	1364	1773	838	2784	3622	1932	1594	9	542	1087	379	8801	107.3	+2.6
Phoe.	3216	7243	953	2805	1416	1861	863	2783	3646	1875	1553	6	614	1206	326	8801	107.3	+7.5
Utah	3314	7319	994	2837	1199	1581	809	2599	3408	1916	1664	11	636	981	352	8821	107.6	+6.0
LA-C	3343	7432	958	2780	1244	1606	984	2881	3865	1975	1515	7	631	1113	339	8888	108.4	+0.0
Mem.	3305	7269	987	2828	1417	1837	821	2706	3527	2047	1625	16	588	1235	496	9014	109.9	+5.7
N.O.	3301	7009	1064	2913	1377	1753	759	2666	3425	2039	1681	9	605	1164	391	9043	110.3	-1.0
Den.	3367	7168	971	2806	1349	1783	795	2680	3475	2082	1632	6	649	1051	392	9054	110.4	+2.3
OKC.	3398	7421	1118	3171	1256	1629	906	3060	3966	2142	1643	8	695	1086	490	9170	111.8	-8.1
Wash.	3384	7287	941	2607	1475	1828	840	2786	3626	1941	1634	8	598	972	344	9184	112.0	-3.4
Chi.	3397	7170	960	2620	1430	1799	764	2777	3541	2049	1489	7	584	1071	410	9184	112.0	-0.4
Brk.	3340	7395	1026	2974	1488	1888	926	2690	3616	1954	1616	3	650	1088	403	9194	112.1	+0.8
Milw.	3391	7431	1186	3328	1227	1634	812	2804	3616	2122	1612	6	606	1069	357	9195	112.1	+3.4
Orl.	3346	7300	1082	2979	1429	1851	852	3014	3866	2034	1501	10	655	1079	428	9203	112.2	-8.0
Atl.	3435	7294	1051	2888	1294	1634	838	2758	3596	2085	1668	12	576	1046	367	9215	112.4	+1.6
Det.	3333	7051	966	2668	1597	2056	847	2946	3793	2061	1625	4	606	1197	427	9229	112.5	-7.7
S.A.	3482	7475	992	2756	1313	1711	933	2902	3835	1970	1553	5	601	1131	403	9269	113.0	+0.1
Minn.	3298	7163	1071	3062	1624	2081	904	2858	3762	2149	1715	15	593	1339	397	9291	113.3	+2.6
Cha.	3444	7388	1148	3170	1385	1851	931	2920	3851	2169	1609	8	617	1229	377	9421	114.9	+0.4
Ind.	3485	7212	985	2645	1470	1845	833	2702	3535	2058	1575	3	664	1087	401	9425	114.9	-3.5
Port.	3373	7045	1129	3046	1564	2014	800	2868	3668	2184	1589	8	672	1150	409	9439	115.1	-8.9
LA-L	3491	7424	1032	2935	1428	1911	902	2921	3823	2154	1647	11	683	1152	339	9442	115.1	-3.0
Sac.	3561	7429	1065	2864	1306	1682	866	2891	3757	2077	1665	16	668	1106	395	9443	115.8	-5.5
Hou.	3562	7374	1048	2966	1520	1943	915	2831	3746	2103	1812	13	776	1155	474	9692	118.2	-8.5
AVG.	3331	7224	1020	2885	1389	1793	847	2798	3645	2021	1610	9	626	1129	387	9071	110.6	---
TOTAL	99930	216723	30598	86535	41657	53781	25423	83925	109348	60635	48306	18770	265	11595	33855	272115	---	---

2021-22 NBA STATISTICS



TEAMS' STATISTICS (PER GAME)

TEAM	FIELD GOALS				3-POINT FGs			FREE THROWS			----- REBOUNDS -----			----- MISCELLANEOUS -----						
	G	MADE	ATT.	PCT.	MADE	ATT.	PCT.	MADE	ATT.	PCT.	OFF.	DEF.	TOT.	AST	PF	DQ	STL	TO	BLK	PTS.
Atl.	82	41.48	88.30	.470	12.88	34.40	.374	18.11	22.30	.812	10.04	33.94	43.98	24.60	18.71	0.09	7.16	11.85	4.24	113.9
Bos.	82	40.74	87.40	.466	13.23	37.12	.356	17.04	20.89	.816	10.52	35.54	46.06	24.83	18.55	0.04	7.21	13.62	5.83	111.8
Brk.	82	41.98	88.43	.475	11.46	31.73	.361	17.49	21.72	.805	10.29	34.10	44.39	25.25	20.37	0.13	7.10	13.06	5.46	112.9
Cha.	82	42.78	91.43	.468	13.94	38.17	.365	15.83	21.38	.740	10.83	33.74	44.57	28.07	19.87	0.16	8.62	13.26	4.90	115.3
Chi.	82	41.73	86.91	.480	10.63	28.83	.369	17.51	21.54	.813	8.67	33.66	42.33	23.88	18.78	0.12	7.13	12.84	4.10	111.6
Clev.	82	39.70	84.63	.469	11.62	32.76	.355	16.78	22.07	.760	10.21	33.98	44.18	25.17	17.48	0.09	7.07	14.40	4.18	107.8
Dall.	82	39.29	85.15	.461	13.09	37.35	.350	16.35	21.21	.771	9.26	33.77	43.02	23.39	19.66	0.07	6.73	12.50	3.96	108.0
Den.	82	41.66	86.33	.483	12.67	35.90	.353	16.73	21.04	.795	9.17	34.94	44.11	27.79	19.99	0.05	7.22	14.50	3.72	112.7
Det.	82	38.16	88.62	.431	11.28	34.61	.326	17.23	22.02	.782	10.98	32.01	42.99	23.46	21.94	0.18	7.68	14.18	4.79	104.8
G.S.	82	40.52	86.43	.469	14.34	39.40	.364	15.61	20.30	.769	9.76	35.73	45.49	27.11	21.01	0.11	8.77	14.89	4.54	111.0
Hou.	82	39.38	86.38	.456	13.48	38.66	.349	17.49	24.51	.713	9.59	32.44	42.02	23.56	20.63	0.12	7.32	16.48	4.66	109.7
Ind.	82	41.44	89.49	.463	12.16	35.35	.344	16.43	21.39	.768	11.28	32.57	43.85	25.38	20.43	0.15	7.10	14.43	5.57	111.5
LA-C	82	40.06	87.44	.458	12.77	34.17	.374	15.52	19.59	.793	9.11	34.88	43.99	24.01	18.63	0.05	7.41	13.73	4.95	108.4
LA-L	82	41.65	88.78	.469	11.98	34.46	.347	16.83	22.98	.732	9.54	34.46	44.00	23.99	20.17	0.06	7.63	14.51	5.18	112.1
Mem.	82	43.55	94.38	.461	11.52	32.67	.353	16.99	23.15	.734	14.13	35.04	49.17	25.99	19.76	0.09	9.76	13.20	6.51	115.6
Miami	82	39.59	84.80	.467	13.59	35.80	.379	17.27	21.38	.808	9.84	33.88	43.72	25.49	20.48	0.12	7.39	14.56	3.23	110.0
Milw.	82	41.82	89.40	.468	14.06	38.43	.366	17.79	22.94	.776	10.26	36.46	46.72	23.90	18.22	0.07	7.59	13.41	3.98	115.5
Minn.	82	41.60	90.95	.457	14.77	41.29	.358	17.98	23.10	.778	11.23	32.93	44.16	25.68	21.78	0.28	8.79	14.33	5.61	115.9
N.O.	82	40.17	87.95	.457	10.65	32.06	.332	18.30	23.21	.789	11.96	33.24	45.21	24.96	19.66	0.15	8.29	14.06	4.00	109.3
N.Y.	82	37.66	86.21	.437	13.20	36.94	.357	17.96	24.15	.744	11.48	34.65	46.12	21.87	20.39	0.16	6.95	13.26	4.85	106.5
OKC	82	38.30	89.15	.430	12.09	37.39	.323	15.04	19.90	.756	10.41	35.21	45.62	22.22	18.26	0.10	7.59	13.96	4.63	103.7
Orl.	82	38.28	88.29	.434	11.28	36.85	.331	15.49	19.68	.787	9.10	35.18	44.28	23.74	19.66	0.15	6.77	14.49	4.48	104.2
Phil.	82	39.39	84.54	.466	11.59	31.80	.364	19.57	23.84	.821	8.54	33.78	42.32	23.72	19.39	0.10	7.72	12.52	5.30	109.9
Phoe.	82	43.67	90.11	.485	11.60	31.90	.364	16.89	19.94	.797	9.77	35.52	45.29	27.37	19.91	0.16	8.56	12.93	4.38	114.8
Port.	82	38.55	87.12	.442	12.72	36.79	.346	16.41	21.60	.760	10.41	32.45	42.87	22.93	21.07	0.11	8.01	14.48	4.46	106.2
Sac.	82	40.50	88.09	.460	11.43	33.20	.344	17.88	23.27	.768	9.56	33.38	42.94	23.70	18.93	0.07	7.17	14.10	5.00	110.3
S.A.	82	43.24	92.70	.467	11.28	32.02	.352	15.39	20.40	.754	10.99	34.33	45.32	29.91	18.09	0.07	7.63	12.72	4.91	113.2
Tor.	82	40.63	91.33	.445	11.94	34.24	.349	16.18	21.33	.759	13.35	31.98	45.33	22.06	19.60	0.13	9.00	12.45	4.59	109.4
Utah	82	40.57	86.18	.471	14.54	40.34	.360	17.93	23.37	.767	10.78	35.57	46.35	22.39	18.87	0.02	7.16	14.01	4.91	113.6
Wash.	82	40.57	86.05	.472	10.49	30.63	.342	16.99	21.68	.783	8.99	34.12	43.11	25.02	18.84	0.04	6.37	13.13	4.95	

OPPONENTS' STATISTICS (PER GAME)

TEAM	FIELD GOALS				3-POINT FGs			FREE THROWS			----- REBOUNDS -----			----- MISCELLANEOUS -----						
	G	MADE	ATT.	PCT.	MADE	ATT.	PCT.	MADE	ATT.	PCT.	OFF.	DEF.	TOT.	AST	PF	DQ	STL	TO	BLK	PTS.
Atl.	82	41.89	88.95	.471	12.82	35.22	.364	15.78	19.93	.792	10.22	33.63	43.85	25.43	20.34	0.15	7.02	12.76	4.48	112.4
Bos.	82	38.26	88.06	.434	11.82	34.88	.339	16.15	20.63	.783	10.48	33.26	43.73	21.62	19.41	0.17	7.52	13.82	4.60	104.5
Brk.	82	40.73	90.18	.452	12.51	36.27	.345	18.15	23.02	.788	11.29	32.80	44.10	23.83	19.71	0.04	7.93	13.27	4.91	112.1
Cha.	82	42.00	90.10	.466	14.00	38.66	.362	16.89	22.13	.763	11.35	35.61	46.96	26.45	19.62	0.10	7.52	14.99	6.00	114.9
Chi.	82	41.43	87.44	.474	11.71	31.95	.366	17.44	21.94	.795	9.32	33.87	43.18	24.49	18.16	0.09	7.12	13.06	5.00	112.0
Clev.	82	39.46	87.22	.452	11.71	33.18	.353	15.04	19.41	.774	10.46	32.40	42.87	24.12	19.98	0.12	8.43	13.43	4.63	105.7
Dall.	82	39.00	85.38	.457	10.91	32.13	.340	15.80	20.60	.767	9.51	34.13	43.65	23.48	20.06	0.09	7.01	13.09	3.66	104.7
Den.	82	41.06	87.41	.470	11.84	34.22	.346	16.45	21.74	.757	9.70	32.68	42.38	25.39	19.90	0.07	7.91	12.82	4.78	110.4
Det.	82	40.65	85.99	.473	11.78	32.54	.362	19.48	25.07	.777	10.33	35.93	46.26	25.13	19.82	0.05	7.39	14.60	5.21	112.5
G.S.	82	37.94	86.56	.438	12.20	35.95	.339	17.39	22.93	.759	9.66	32.99	42.65	22.87	17.98	0.04	7.91	14.50	3.87	105.5
Hou.	82	43.44	89.93	.483	12.78	36.17	.353	18.54	23.70	.782	11.16	34.52	45.68	25.65	22.10	0.16	9.46	14.09	5.78	118.2
Ind.	82	42.50	87.95	.483	11.01	32.26	.372	17.93	22.50	.797	10.16	32.95	43.11	25.10	19.21	0.04	8.10	13.26	4.89	114.9
LA-C	82	40.77	90.63	.450	12.68	33.90	.345	15.17	19.59	.775	12.00	35.13	47.13	24.09	18.48	0.09	7.70	13.57	4.13	108.4
LA-L	82	42.57	90.54	.470	12.59	35.79	.352	17.41	23.30	.747	11.00	35.62	46.62	26.27	20.09	0.13	8.33	14.05	4.13	115.1
Mem.	82	40.30	88.65	.455	12.04	34.49	.349	17.28	22.40	.771	11.01	33.00	44.01	24.96	18.82	0.20	7.17	15.06	6.05	109.9
Miami	82	37.54	83.98	.447	12.98	38.27	.339	17.52	22.50	.779	9.55	32.12	41.67	23.27	20.56	0.16	7.41	14.98	4.02	105.6
Milw.	82	41.35	90.62	.456	14.46	40.59	.356	14.96	19.93	.751	9.90	34.20	44.10	25.88	19.66	0.07	7.39	13.04	4.35	112.1
Minn.	82	40.22	87.35	.460	13.06	37.34	.350	19.80	25.38	.780	11.02	34.85	45.88	26.21	20.91	0.18	7.23	16.33	4.84	113.3
N.O.	82	40.26	85.48	.471	12.98	35.52	.365	16.79	21.38	.786	9.26	32.51	41.77	24.87	20.50	0.11	7.38	14.20	4.77	110.3
N.Y.	82	38.46	85.98	.447	12.66	36.98	.342	17.01	22.27	.764	9.34	34.29	43.63	24.17	20.38	0.13	6.98	12.67	4.62	106.6
OKC	82	41.44	90.50	.458	13.63	38.67	.353	15.32	19.87	.771	11.05	37.32	48.37	26.12	17.84	0.10	8.48	13.24	5.98	111.8
Orl.	82	40.80	89.02	.458	13.10	36.33	.363	17.43	22.57	.772	11.39	36.76	47.15	24.80	18.30	0.12	7.99	13.16	5.22	112.2
Phil.	82	39.67	86.55	.458	11.35	32.83	.346	16.63	21.62	.769	10.22	33.95	44.17	23.56	19.44	0.11	6.61	13.26	4.62	107.3
Phoe.	82	39.22	88.33	.444	11.62	34.21	.340	17.27	22.70	.761	10.52	33.94	44.46	22.87	18.94	0.07	7.49	14.71	3.98	107.3
Port.	82	41.13	85.91	.479	13.77	37.15	.371	19.07	24.56	.777	9.76	34.98	44.73	26.63	19.38	0.10	8.20	14.02	4.99	115.1
Sac.	82	43.43	90.60	.479	12.99	34.93	.372	15.93	20.51	.776	10.56	35.26	45.82	25.33	20.30	0.20	8.15	13.49	4.82	115.8
S.A.	82	42.46	91.16	.466	12.10	33.61	.360	16.01	20.87	.767	11.38	35.39	46.77	24.02	18.94	0.06	7.33	13.79	4.91	113.0
Tor.	82	38.99	84.38	.462	12.37	34.89	.354	16.76	21.24	.789	10.33	33.71	44.04	25.32	19.06	0.07	6.70	15.83	5.07	107.1
Utah	82	40.41	89.26	.455	12.12	34.60	.350	14.62	19.28											

2021-22 NBA STATISTICAL LEADERS

SCORING AVERAGE					
	G	FG	FT	PTS	AVG
1. Embiid, Phi.	68	666	654	2079	30.6
2. G. Antetokounmpo, Mil.	67	689	553	2002	29.9
3. Doncic, Dal.	65	641	364	1847	28.4
Young, Atl.	76	711	500	2155	28.4
5. DeRozan, Chi.	76	774	520	2118	27.9
6. Jokic, Den.	74	764	379	2004	27.1
7. Tatum, Bos.	76	708	400	2046	26.9
8. Booker, Phi.	68	662	315	1822	26.8
9. Mitchell, Utah	67	617	267	1733	25.9
10. Curry, G.S.	64	535	275	1630	25.5
11. Towns, Min.	74	642	384	1818	24.6
12. LaVine, Chi.	67	565	320	1635	24.4
13. Brown, Bos.	66	576	241	1559	23.6
14. Fox, Sac.	59	516	261	1367	23.2
15. Siakam, Tor.	68	596	284	1551	22.8
16. McCollum, Por.-N.O.	62	536	116	1370	22.1
17. Harden, Brk.-Phi.	65	407	470	1432	22.0
18. Garland, Cle.	68	542	215	1473	21.7
19. Edwards, Min.	72	549	220	1533	21.3
20. Murray, S.A.	68	573	196	1438	21.1

REBOUNDS PER GAME					
	G	OFF	DEF	TOT	AVG
1. Gobert, Utah	66	241	727	968	14.7
2. Jokic, Den.	74	206	813	1019	13.8
3. Sabonis, Ind.-Sac.	62	201	551	752	12.1
4. Capela, Atl.	74	279	598	877	11.9
5. Embiid, Phi.	68	146	650	796	11.7
6. G. Antetokounmpo, Mil.	67	134	644	778	11.6
7. Valanciunas, N.O.	74	226	617	843	11.4
8. Vucevic, Chi.	73	142	662	804	11.0
9. Carter, Orl.	62	139	509	648	10.5
10. Ayton, Pho.	58	149	444	593	10.2
11. Wood, Hou.	68	110	576	686	10.1
12. Adams, Mem.	76	349	411	760	10.0
13. Randle, N.Y.	72	125	591	716	9.9
14. Towns, Min.	74	194	533	727	9.8
15. R. Williams, Bos.	61	238	350	588	9.6
16. Poeltl, S.A.	68	262	372	634	9.3
Drummond, Phi.-Brk.	73	229	451	680	9.3
18. Portis, Mil.	72	180	477	657	9.1
19. Doncic, Dal.	65	56	537	593	9.1
20. Stewart, Det.	71	226	391	617	8.7

ASSISTS PER GAME			
	G	AST	AVG
1. Paul, Pho.	65	702	10.8
2. Harden, Brk.-Phi.	65	667	10.3
3. Young, Atl.	76	737	9.7
4. Murray, S.A.	68	627	9.2
5. Doncic, Dal.	65	568	8.7
6. Garland, Cle.	68	583	8.6
7. Haliburton, Sac.-Ind.	77	628	8.2
8. Jokic, Den.	74	584	7.9
9. Ball, Cha.	75	571	7.6
10. Lowry, Mia.	63	474	7.5
11. Russell, Min.	65	460	7.1
Westbrook, LA-L	78	550	7.1
13. Holiday, Mil.	67	457	6.8
14. VanVleet, Tor.	65	434	6.7
15. Curry, G.S.	64	404	6.3
16. Porter, Hou.	61	376	6.2
17. Smart, Bos.	71	417	5.9
18. G. Antetokounmpo, Mil.	67	388	5.8
19. Anthony, Orl.	65	369	5.7
20. Fox, Sac.	59	330	5.6

FIELD GOAL PCT.			
	FG	FGA	PCT
1. Gobert, Utah	362	508	.713
2. Allen, Cle.	369	545	.677
3. Harrell, Was.-Cha.	358	555	.645
4. Ayton, Pho.	442	697	.634
5. Zubac, LA-C	310	495	.626
6. Poeltl, S.A.	410	663	.619
7. Capela, Atl.	370	604	.613
8. Jokic, Ind.	764	1311	.583
9. Sabonis, Ind.-Sac.	443	773	.573
10. Adebayo, Mia.	406	729	.557

3-PT FIELD GOAL PCT.			
	3FG	3GA	PCT
1. Kennard, LA-C	190	423	.449
2. Bane, Mem.	228	523	.436
3. Maxey, Phi.	132	309	.427
4. Johnson, Pho.	166	391	.425
5. Ball, Chi.	110	260	.423
6. Curry, Phi.-Brk.	158	374	.422
7. McDermott, S.A.	108	256	.422
8. Powell, Por.-LA-C	106	253	.419
9. Irving, Brk.	100	239	.418
10. Richardson, Bos.-S.A	102	246	.415

FREE THROW PCT.			
	FT	FTA	PCT
1. Poole, G.S.	246	266	.925
2. Curry, G.S.	275	298	.923
3. Durant, Brk.	372	409	.910
4. Young, Atl.	500	553	.904
Gallinari, Atl.	141	156	.904
6. Bane, Mem.	140	155	.903
7. Garland, Cle.	215	241	.892
8. Middleton, Mil.	259	291	.890
Caldwell-Pope, Was.	137	154	.890
10. Quickley, N.Y.	177	201	.881

STEALS PER GAME			
	G	STL	AVG
1. Murray, S.A.	68	138	2.03
2. Paul, Pho.	65	121	1.86
3. Trent, Tor.	70	122	1.74
Thybulle, Phi.	66	115	1.74
Haliburton, Sac.-Ind.	77	134	1.74
6. VanVleet, Tor.	65	111	1.71
7. Smart, Bos.	71	119	1.68
8. Jones, N.O.	78	130	1.67
9. Holiday, Mil.	67	108	1.61
10. Ball, Cha.	75	119	1.59

BLOCKS PER GAME			
	G	BLK	AVG
1. Jackson, Mem.	78	177	2.27
2. R. Williams, Bos.	61	134	2.20
3. Gobert, Utah	66	137	2.08
4. Robinson, N.Y.	72	132	1.83
5. Poeltl, S.A.	68	118	1.74
6. Mobley, Phi.	69	115	1.67
7. Bamba, Orl.	71	118	1.66
8. Whiteside, Utah	65	103	1.58
9. Embiid, Phi.	68	99	1.46
10. Gafford, Was.	72	99	1.38

MINUTES PER GAME			
	G	MIN	AVG
1. Siakam, Tor.	68	2578	37.9
VanVleet, Tor.	65	2462	37.9
3. Harden, Brk.-Phi.	65	2420	37.2
4. DeRozan, Chi.	76	2743	36.1
5. Tatum, Bos.	76	2731	35.9
6. Garland, Cle.	68	2430	35.7
7. Bridges, Cha.	80	2837	35.5
8. Doncic, Dal.	65	2301	35.4
Barnes, Tor.	74	2617	35.4
10. Maxey, Phi.	75	2650	35.3

2021-22 NBA ROOKIE STATISTICAL LEADERS



SCORING AVERAGE	G	FG	FT	PTS	AVG
1. Cunningham, Det.	64	429	142	1114	17.4
2. Green, Hou.	67	406	188	1157	17.3
3. Barnes, Tor.	74	459	158	1134	15.3
4. F. Wagner, Orl.	79	456	189	1197	15.2
5. Mobley, Cle.	69	422	167	1034	15.0
6. Duarte, Ind.	55	268	90	720	13.1
7. Giddey, OKC.	54	281	56	674	12.5
8. Suggs, Orl.	48	198	126	564	11.8
9. Mitchell, Sac.	75	352	56	861	11.5
10. Mann, OKC.	60	231	65	625	10.4
11. Hyland, Den.	69	230	107	698	10.1
12. Washington, Ind.	48	173	46	473	9.9
13. Taylor, Ind.	33	135	36	318	9.6
14. Sengun, Hou.	72	249	165	692	9.6
15. Jones, N.O.	78	274	137	742	9.5
16. Kuminga, G.S.	70	236	130	652	9.3
17. Dosunmu, Chi.	77	278	53	679	8.8
18. Thomas, Brk.	67	218	87	570	8.5
19. Wiggins, OKC.	50	156	62	416	8.3
Jackson, Ind.	36	116	60	297	8.3

REBOUNDS PER GAME	G	OFF	DEF	TOT	AVG
1. Mobley, Cle.	69	143	427	570	8.3
2. Giddey, OKC.	54	98	323	421	7.8
3. Barnes, Tor.	74	195	362	557	7.5
4. Robinson-Earl, OKC.	49	75	199	274	5.6
5. Cunningham, Det.	64	58	296	354	5.5
6. Sengun, Hou.	72	138	255	393	5.5
7. Yurtseven, Mia.	56	85	209	294	5.3
8. Taylor, Ind.	33	95	77	172	5.2
9. Sharpe, Brk.	32	81	79	160	5.0
10. F. Wagner, Orl.	79	84	272	356	4.5
11. Watford, Por.	48	57	142	199	4.1
Jackson, Ind.	36	60	89	149	4.1
Sims, N.Y.	41	61	108	169	4.1
Duarte, Ind.	55	41	185	226	4.1
15. Jones, N.O.	78	98	198	296	3.8
16. Edwards, Brk.	48	43	128	171	3.6
Suggs, Orl.	48	26	145	171	3.6
Wiggins, OKC.	50	51	127	178	3.6
19. Green, Hou.	67	33	193	226	3.4
Krejci, OKC.	30	18	83	101	3.4

ASSISTS PER GAME	G	AST	AVG
1. Giddey, OKC.	54	345	6.4
2. Cunningham, Det.	64	356	5.6
3. Suggs, Orl.	48	209	4.4
4. Mitchell, Sac.	75	313	4.2
5. Barnes, Tor.	74	256	3.5
6. Dosunmu, Chi.	77	256	3.3
7. F. Wagner, Orl.	79	231	2.9
8. Alvarado, N.O.	54	152	2.8
Hyland, Den.	69	191	2.8
10. Green, Hou.	67	176	2.6
Sengun, Hou.	72	185	2.6
12. Mobley, Cle.	69	174	2.5
13. Jones, N.O.	78	167	2.1
Duarte, Ind.	55	114	2.1
Johnson, LA-C-Por.	37	76	2.1
16. Christopher, Hou.	74	150	2.0
17. Sykes, Ind.	32	62	1.9
Krejci, OKC.	30	57	1.9
19. Reaves, LA-L	61	110	1.8
Washington, Ind.	48	85	1.8

FIELD GOAL PCT.	FG	FGA	PCT
1. Dosunmu, Chi.	278	535	.520
2. Kuminga, G.S.	236	460	.513
3. Mobley, Cle.	422	830	.508
4. Barnes, Tor.	459	932	.492
5. Jones, N.O.	274	576	.476
6. Sengun, Hou.	249	525	.474
7. F. Wagner, Orl.	456	975	.468
8. Wiggins, OKC.	156	337	.463
9. Kispert, Was.	234	514	.455
10. Williams, Mem.	191	424	.450

3-PT FIELD GOAL PCT.	3FG	3GA	PCT
1. Murphy, N.O.	71	186	.382
2. Grimes, N.Y.	72	189	.381
3. Washington, Ind.	81	215	.377
4. Dosunmu, Chi.	70	186	.376
5. Duarte, Ind.	94	255	.369
6. Hyland, Den.	131	358	.366
7. Waters, OKC.	53	146	.363
8. Mann, OKC.	98	272	.360
9. F. Wagner, Orl.	96	271	.354
10. Edwards, Brk.	48	136	.353

FREE THROW PCT.	FT	FTA	PCT
1. F. Wagner, Orl.	189	219	.863
2. Hyland, Den.	107	125	.856
3. Cunningham, Det.	142	168	.845
4. Jones, N.O.	137	163	.840
5. Reaves, LA-L	99	118	.839
6. Thomas, Brk.	87	105	.829
7. Duarte, Ind.	90	112	.804
8. Green, Hou.	188	236	.797
9. Mann, OKC.	65	82	.793
10. Suggs, Orl.	126	163	.773

STEALS PER GAME	G	STL	AVG
1. Jones, N.O.	78	130	1.67
2. Alvarado, N.O.	54	71	1.31
3. Suggs, Orl.	48	59	1.23
4. Cunningham, Det.	64	78	1.22
5. Barnes, Tor.	74	80	1.08
6. Duarte, Ind.	55	56	1.02
7. Giddey, OKC.	54	51	0.94
8. Christopher, Hou.	74	65	0.88
9. F. Wagner, Orl.	79	68	0.86
10. Sengun, Hou.	72	59	0.82

BLOCKS PER GAME	G	BLK	AVG
1. Mobley, Cle.	69	115	1.67
2. Jackson, Ind.	36	52	1.44
3. Sengun, Hou.	72	68	0.94
4. Jones, N.O.	78	60	0.77
5. Barnes, Tor.	74	55	0.74
6. Cunningham, Det.	64	43	0.67
7. Watford, Por.	48	28	0.58
8. Sims, N.Y.	41	22	0.54
9. Brown, Por.	48	24	0.50
Edwards, Brk.	48	24	0.50

MINUTES PER GAME	G	MIN	AVG
1. Barnes, Tor.	74	2617	35.4
2. Mobley, Cle.	69	2331	33.8
3. Cunningham, Det.	64	2088	32.6
4. Green, Hou.	67	2138	31.9
5. Giddey, OKC.	54	1700	31.5
6. F. Wagner, Orl.	79	2429	30.7
7. Jones, N.O.	78	2335	29.9
8. Duarte, Ind.	55	1541	28.0
9. Mitchell, Sac.	75	2076	27.7
10. Dosunmu, Chi.	77	2110	27.4

2021-22 NBA SINGLE-GAME PLAYER & TEAM HIGHS & LOWS

SINGLE-GAME HIGHS / PLAYERS

Minutes.....	57, Siakam, TOR at MIA, 1/29 (3 OT)
Minutes.....	48, Kalaitzakis, OKC at LAC, 4/10
Field Goals.....	22, Morant, MEM vs. SA, 2/28
FG Attempts.....	37, Durant, BRK vs. NY, 3/13
3-Pt. Field Goals.....	11, (3 times, most recently) Covington, LAC at MIL, 4/1
3-Pt. FG Attempts.....	20, Curry, GS vs. MEM, 10/28 (OT)
3-Pt. FG Attempts.....	19, Curry, GS vs. ATL, 11/8
Free Throws.....	23, Embiid, PHI at NY, 2/27
FT Attempts.....	27, Embiid, PHI at NY, 2/27
Off. Rebounds.....	12, Looney, GS vs. MIN, 11/10
Def. Rebounds.....	21, Sabonis, IND at MIN, 11/29
Rebounds.....	25, Drummond, PHI vs. NY, 11/8
Rebounds.....	25, Sabonis, IND at MIN, 11/29
Assists.....	19, (3 times, most recently) Garland, CLE at PHI, 3/4
Steals.....	8, George, LAC vs. POR, 10/25
Turnovers.....	10, Westbrook, LAL at OKC, 10/27
Blocks.....	8, Gafford, WAS at OKC, 11/26
Blocks.....	8, Robinson, NY vs. MEM, 2/2
Points.....	60, Towns, MIN at SA, 3/14
Points.....	60, Irving, BRK at ORL, 3/15

SINGLE-GAME HIGHS AND LOWS / TEAMS

Field Goals.....	60, Memphis, vs. OKC, 12/2
Fewest Field Goals.....	23, (3 times, most recently) Portland, at MIN, 3/7
FG Attempts.....	120, Sacramento, at LAL, 11/26 (3 OT)
FG Attempts.....	114, San Antonio, at LAC, 12/20
Fewest FG Attempts.....	67, Denver, at DAL, 1/3
Field Goal Pct.....	.687, Dallas, at NO, 12/1
Lowest Field Goal Pct.....	.277, Portland, at MIN, 3/7
3-Pt. Field Goals.....	27, Utah, vs. BOS, 12/3
3-Pt. FG Attempts.....	58, Orlando, vs. MIA, 4/10
3-Pt. FG Pct.....	.630, Toronto, vs. ATL, 2/4
3-Pt. FG Pct.....	.630, L.A. Clippers, vs. LAL, 3/3
Free Throws.....	42, L.A. Lakers, at DEN, 4/10 (OT)
Free Throws.....	39, Philadelphia, at NY, 2/27
Fewest Free Throws.....	3, Charlotte, vs. WAS, 11/17
FT Attempts.....	49, Portland, at DET, 3/21
FT Attempts.....	49, Atlanta, vs. BRK, 4/2
Fewest FT Attempts.....	5, (3 times, most recently) San Antonio, at BOS, 1/5
Free Throw Pct.....	1.000, Memphis, at GS, 10/28 (OT)
Free Throw Pct.....	1.000, (36 times, most recently) Boston, at MEM, 4/10
Lowest Free Throw Pct.....	.308, Dallas, vs. SA, 10/28
Off. Rebounds.....	26, Memphis, at MIN, 2/24
Fewest Off. Rebounds.....	1, (5 times, most recently) Orlando, at MEM, 3/5
Def. Rebounds.....	54, Memphis, vs. SAC, 11/28
Def. Rebounds.....	54, L.A. Clippers, at CHA, 1/30
Fewest Def. Rebounds.....	16, New Orleans, vs. DAL, 12/1
Rebounds.....	68, Memphis, vs. SAC, 11/28
Rebounds.....	68, Utah, vs. CHA, 12/20
Fewest Rebounds.....	25, Sacramento, at GS, 2/3
Assists.....	41, (3 times, most recently) Memphis, vs. NO, 4/9
Fewest Assists.....	8, Toronto, at NO, 2/14
Personal Fouls.....	34, Denver, vs. LAL, 4/10 (OT)
Personal Fouls.....	34, Detroit, vs. POR, 3/21
Personal Fouls.....	34, Houston, vs. SAC, 3/30
Fewest Personal Fouls.....	8, Oklahoma City, at GS, 10/30
Fewest Personal Fouls.....	8, Cleveland, vs. UTA, 12/5
Steals.....	21, L.A. Clippers, vs. POR, 10/25
Turnovers.....	30, New Orleans, at MIN, 10/23
Turnovers.....	30, Portland, at LAC, 10/25
Fewest Turnovers.....	2, Atlanta, at CLE, 12/31
Blocks.....	16, Memphis, vs. NY, 3/11
Points.....	158, Charlotte, at IND, 1/26
Fewest Points.....	75, (3 times, most recently) Sacramento, at BOS, 1/25

MEDIA-VOTED AWARDS

Kia NBA Most Valuable Player: Nikola Jokić, Denver Nuggets
 Kia NBA Defensive Player of the Year: Marcus Smart, Boston Celtics
 NBA Coach of the Year (Red Auerbach Trophy recipient): Monty Williams, Phoenix Suns
 Kia NBA Rookie of the Year: Scottie Barnes, Toronto Raptors
 Kia NBA Sixth Man Award: Tyler Herro, Miami Heat
 Kia NBA Most Improved Player: Ja Morant, Memphis Grizzlies
 Bill Russell NBA Finals Most Valuable Player Award: **Stephen Curry, Golden State Warriors**
 Kia NBA All-Star Game Kobe Bryant Most Valuable Player: **Stephen Curry, Golden State Warriors**

NBA EXECUTIVE-VOTED AWARD

NBA Basketball Executive of the Year: Zach Kleiman, Memphis Grizzlies

PLAYER-VOTED AWARDS

Twyman-Stokes Teammate of the Year: Jrue Holiday, Milwaukee Bucks
 NBA Sportsmanship Award: Patty Mills, Brooklyn Nets

COMMUNITY AWARDS

Kareem Abdul-Jabbar Social Justice Champion Award: Reggie Bullock, Dallas Mavericks
 Bob Lanier Community Assist Award: **Gary Payton II, Golden State Warriors**

ALL-NBA TEAMS (Selected by writers and broadcasters)**FIRST TEAM**

F Giannis Antetokounmpo, Milwaukee
 F Jayson Tatum, Boston
 C Nikola Jokić, Denver
 G Luka Dončić, Dallas
 G Devin Booker, Phoenix

SECOND TEAM

F Kevin Durant, Brooklyn
 F DeMar DeRozan, Chicago
 C Joel Embiid, Philadelphia
 G **Stephen Curry, Golden State**
 G Ja Morant, Memphis

THIRD TEAM

F LeBron James, L.A. Lakers
 F Pascal Siakam, Toronto
 C Karl-Anthony Towns, Minnesota
 G Chris Paul, Phoenix
 G Trae Young, Atlanta

NBA ALL-DEFENSIVE TEAMS (Selected by writers and broadcasters)**FIRST TEAM**

F Giannis Antetokounmpo, Milwaukee
 F Jaren Jackson Jr., Memphis
 C Rudy Gobert, Utah
 G Marcus Smart, Boston
 G Mikal Bridges, Phoenix

SECOND TEAM

F Bam Adebayo, Miami
 F **Draymond Green, Golden State**
 C Robert Williams III, Boston
 G Jrue Holiday, Milwaukee
 G Matisse Thybulle, Philadelphia

NBA ALL-ROOKIE TEAMS (Selected by writers and broadcasters)**FIRST TEAM**

Scottie Barnes, Toronto
 Cade Cunningham, Detroit
 Evan Mobley, Cleveland
 Franz Wagner, Orlando
 Jalen Green, Houston

SECOND TEAM

Herbert Jones, New Orleans
 Josh Giddey, Oklahoma City
 Bones Hyland, Denver
 Ayo Dosunmu, Chicago
 Chris Duarte, Indiana

Current Warriors in bold

2021-22 NBA AWARDS

NBA PLAYERS OF THE MONTH

OCTOBER/NOVEMBER

Eastern Conference: Kevin Durant, Brooklyn
Western Conference: **Stephen Curry, Golden State**

DECEMBER

Eastern Conference: Joel Embiid, Philadelphia
Western Conference: Donovan Mitchell, Utah

JANUARY

Eastern Conference: Joel Embiid, Philadelphia
Western Conference: Nikola Jokić, Denver

FEBRUARY

Eastern Conference: Joel Embiid, Philadelphia
Western Conference: Luka Dončić, Dallas

MARCH/APRIL

Eastern Conference: Giannis Antetokounmpo, Milwaukee
Western Conference: Nikola Jokić, Denver

NBA ROOKIES OF THE MONTH

OCTOBER/NOVEMBER

Eastern Conference: Evan Mobley, Cleveland
Western Conference: Josh Giddey, Oklahoma City

DECEMBER

Eastern Conference: Franz Wagner, Orlando
Western Conference: Josh Giddey, Oklahoma City

JANUARY

Eastern Conference: Cade Cunningham, Detroit
Western Conference: Josh Giddey, Oklahoma City

FEBRUARY

Eastern Conference: Scottie Barnes, Toronto
Western Conference: Josh Giddey, Oklahoma City

MARCH/APRIL

Eastern Conference: Scottie Barnes, Toronto
Western Conference: Jalen Green, Houston

NBA COACHES OF THE MONTH

OCTOBER/NOVEMBER

Eastern Conference: Billy Donovan, Chicago
Western Conference: Monty Williams, Phoenix

DECEMBER

Eastern Conference: Erik Spoelstra, Miami
Western Conference: Taylor Jenkins, Memphis

JANUARY

Eastern Conference: J.B. Bickerstaff, Cleveland
Western Conference: Monty Williams, Phoenix

FEBRUARY

Eastern Conference: Ime Udoka, Boston
Western Conference: Quin Snyder, Utah

MARCH/APRIL

Eastern Conference: Ime Udoka, Boston
Western Conference: Jason Kidd, Dallas

NBA CARES COMMUNITY ASSIST AWARD WINNERS OF THE MONTH

OCTOBER

Tobias Harris, Philadelphia

NOVEMBER

Karl-Anthony Towns, Minnesota

DECEMBER

Jaren Jackson Jr., Memphis

JANUARY

Gary Payton II, Golden State

FEBRUARY

Trae Young, Atlanta

MARCH

Bismack Biyombo, Phoenix

PLAYERS OF THE WEEK

WEEK	DATE ENDED ON	EASTERN CONFERENCE	WESTERN CONFERENCE
1	October 24, 2021	Miles Bridges, Charlotte	Stephen Curry, Golden State
2	October 31, 2021	Jimmy Butler, Miami	Rudy Gobert, Utah
3	November 7, 2021	Jarrett Allen, Cleveland	Paul George, LA Clippers
4	November 14, 2021	Kevin Durant, Brooklyn	Stephen Curry, Golden State
5	November 21, 2021	Giannis Antetokounmpo, Milwaukee	Damian Lillard, Portland
6	November 28, 2021	Trae Young, Atlanta	Devin Booker, Phoenix
7	December 5, 2021	DeMar DeRozan, Chicago	Donovan Mitchell, Utah
8	December 12, 2021	Domantas Sabonis, Indiana	LeBron James, L.A. Lakers
9	December 19, 2021	Jayson Tatum, Boston	Karl-Anthony Towns, Minnesota
10	December 26, 2021	Kemba Walker, New York	Shai Gilgeous-Alexander, Oklahoma City
11	January 2, 2022	DeMar DeRozan, Chicago	Ja Morant, Memphis
12	January 9, 2022	Fred VanVleet, Toronto	Ja Morant, Memphis
13	January 16, 2022	Darius Garland, Cleveland	Devin Booker, Phoenix
14	January 23, 2022	Trae Young, Atlanta	Nikola Jokić, Denver
15	January 30, 2022	Joel Embiid, Philadelphia	Chris Paul, Phoenix
16	February 6, 2022	Pascal Siakam, Toronto	Brandon Ingram, New Orleans
17	February 13, 2022	DeMar DeRozan, Chicago	Luka Dončić, Dallas
20	March 6, 2022	Jayson Tatum, Boston	Karl-Anthony Towns, Minnesota
21	March 13, 2022	Kevin Durant, Brooklyn	Luka Dončić, Dallas
22	March 20, 2022	Jayson Tatum, Boston	Karl-Anthony Towns
23	March 27, 2022	Jayson Tatum, Boston	Devin Booker, Phoenix
24	April 3, 2022	Trae Young, Atlanta	Nikola Jokić, Denver
25	April 11, 2022	Joel Embiid, Philadelphia	Luka Dončić, Dallas



FIRST ROUND

EASTERN CONFERENCE

MIAMI vs. Atlanta

(Miami won 4-1)
 Apr 17 ATL 91 at MIA 115
 Apr 19 ATL 105 at MIA 115
 Apr 22 MIA 110 at ATL 111
 Apr 24 MIA 110 at ATL 86
 Apr 26 ATL 94 at MIA 97

BOSTON vs. Brooklyn

(Boston won 4-0)
 Apr 17 BKN 114 at BOS 115
 Apr 20 BKN 107 at BOS 114
 Apr 23 BOS 109 at BKN 103
 Apr 25 BOS 116 at BKN 112

MILWAUKEE vs. Chicago

(Milwaukee won 4-1)
 Apr 17 CHI 86 at MIL 93
 Apr 20 CHI 114 at MIL 110
 Apr 22 MIL 111 at CHI 81
 Apr 24 MIL 119 at CHI 95
 Apr 27 CHI 100 at MIL 116

PHILADELPHIA vs. Toronto

(Philadelphia won 4-2)
 Apr 16 TOR 111 at PHI 131
 Apr 18 TOR 97 at PHI 112
 Apr 20 PHI 104 at TOR 101 (OT)
 Apr 23 PHI 102 at TOR 110
 Apr 25 TOR 103 at PHI 88
 Apr 28 PHI 132 at TOR 97

WESTERN CONFERENCE

PHOENIX vs. New Orleans

(Phoenix won 4-2)
 Apr 17 NO 99 at PHO 110
 Apr 19 NO 125 at PHO 114
 Apr 22 PHO 114 at NO 111
 Apr 24 PHO 103 at NO 118
 Apr 26 NO 97 at PHO 112
 Apr 28 PHO 115 at NO 109

MEMPHIS vs. Minnesota

(Memphis won 4-2)
 Apr 16 MIN 130 at MEM 117
 Apr 19 MIN 96 at MEM 124
 Apr 21 MEM 104 at MIN 95
 Apr 23 MEM 118 at MIN 119
 Apr 26 MIN 109 at MEM 111
 Apr 29 MEM 114 at MIN 106

GOLDEN STATE vs. Denver

(Golden State won 4-1)
 Apr 16 DEN 107 at GS 123
 Apr 18 DEN 106 at GS 126
 Apr 21 GS 118 at DEN 113
 Apr 24 GS 121 at DEN 126
 Apr 27 DEN 98 at GS 102

DALLAS vs. Utah

(Dallas won 4-2)
 Apr 16 UTA 99 at DAL 93
 Apr 18 UTA 104 at DAL 110
 Apr 21 DAL 126 at UTA 118
 Apr 23 DAL 99 at UTA 100
 Apr 25 UTA 77 at DAL 102
 Apr 28 DAL 98 at UTA 96

CONFERENCE SEMIFINALS

EASTERN CONFERENCE

MIAMI vs. Philadelphia

(Miami won 4-2)
 May 2 PHI 92 at MIA 106
 May 4 PHI 103 at MIA 119
 May 6 MIA 79 at PHI 99
 May 8 MIA 108 at PHI 116
 May 10 PHI 85 at MIA 120
 May 12 MIA 99 at PHI 90

BOSTON vs. Milwaukee

(Boston won 4-3)
 May 1 MIL 101 at BOS 89
 May 3 MIL 86 at BOS 109
 May 7 BOS 101 at MIL 103
 May 9 BOS 116 at MIL 108
 May 11 MIL 110 at BOS 107
 May 13 BOS 108 at MIL 95
 May 15 MIL 81 at BOS 109

WESTERN CONFERENCE

PHOENIX vs. Dallas

(Dallas won 4-3)
 May 2 DAL 114 at PHO 121
 May 4 DAL 109 at PHO 129
 May 6 PHO 94 at DAL 103
 May 8 PHO 101 at DAL 111
 May 10 DAL 80 at PHO 110
 May 12 PHO 86 DAL 113
 May 15 DAL 123 at PHO 90

MEMPHIS vs. Golden State

(Golden State won 4-2)
 May 1 GS 117 at MEM 116
 May 3 GS 101 at MEM 106
 May 7 MEM 112 at GS 142
 May 9 MEM 98 at GS 101
 May 11 GS 95 at MEM 134
 May 13 MEM 96 at GS 110

2022 NBA PLAYOFFS RESULTS

CONFERENCE FINALS

EASTERN CONFERENCE

MIAMI vs. Boston

(Boston won 4-3)

May 17 BOS 107 at MIA 118

May 19 BOS 127 at MIA 102

May 21 MIA 109 at BOS 103

May 23 MIA 82 at BOS 102

May 25 BOS 93 at MIA 80

May 27 MIA 111 at BOS 103

May 29 BOS 100 at MIA 96

WESTERN CONFERENCE

GOLDEN STATE vs. Dallas

(Golden State won 4-1)

May 18 DAL 87 at GS 112

May 20 DAL 117 at GS 126

May 22 GS 109 at DAL 100

May 24 GS 109 at DAL 119

May 26 DAL 110 at GS 120

NBA FINALS

GOLDEN STATE vs. Boston

(Golden State won 4-2)

June 2 BOS 120 at GS 108

June 5 BOS 88 at GS 107

June 8 GS 100 at BOS 116

June 10 GS 107 at BOS 97

June 13 BOS 94 at GS 104

June 16 GS 103 at BOS 90



Presented by  YouTubeTV



TEAMS' STATISTICS, RANK WITHIN LEAGUE

Category	ATL	BOS	BKN	CHI	DAL	DEN	GS	MEM	MIA	MIL	MIN	NO	PHI	PHO	TOR	UTA
Points/game	15	9	6	16	8	3	2	1	11	13	5	4	10	7	12	14
FG pct.	13	7	1	16	8	4	3	15	10	14	11	6	5	2	9	12
FT pct.	10	6	14	2	12	7t	13	15	5	16	4	11	1	3	7t	9
3-pt FG pct.	12	5	1	15	3	9	4	7	13	11	2	10	6	8	14	16
Off. Reb./gm	11	10	12	13	16	3	6	2	5	7	15	1	14	8	4	9
Def. Reb./gm	10	5	16	2	14	12	4	6	9	1	7	13	8	11	15	3
Rebounds/game	12	7	16	5	15	8	6	2	9	1	11	3	13	10	14	4
Assists/game	15	5	8	6	14	4	1	3	9	12	7	11	10	2	13	16
Steals/game	15	11	4	5	7	8	6	1	2	12t	3	12t	14	10	9	16
Turnovers/gm	14t	11	13	5	2	14t	10	8	4	7	16	9	12	6	1	3
Blocks/gm	16	3	2	14	15	13	5	4	10t	7	1	12	8	9	6	10t
Pers.Fouls/gm	10	4	14	1	6	15	9	5	8	2	16	7	3	13	12	11
DQ/game	9	10	1t	1t	6t	1t	12	13t	6t	1t	13t	6t	13t	11	16	1t

OPPONENTS' STATISTICS, RANK WITHIN LEAGUE

	ATL	BOS	BKN	CHI	DAL	DEN	GS	MEM	MIA	MIL	MIN	NO	PHI	PHO	TOR	UTA
Points/game	9	3	14	10	6	16	7	11	1	2	15	12	4	8	13	5
FG pct.	10	2	14	11	12	15	3	6	5	1	7	16	8	9	13	4
FT pct.	7	6	15	1	9	2	4	10	14	12	3	13	11	5	16	8
3-pt FG pct.	6	3	8	13	7	16	12	10	4	5	9	2	1	14	15	11
Off. Reb./gm	6t	13	15	6t	12	2	10	9	5	4	16	3	11	14	8	1
Def. Reb./gm	8	9	2	16	13	3	7	15	10	14	12	1	5	4	11	6
Rebounds/game	5t	11	4	16	13	2	9	14	7	12	15	1	5t	8	10	3
Assists/game	12	4	13	6	7	16	10	11	3	8t	14	15	5	1	8t	2
Steals/game	15t	12t	14	4	1	15t	9	7	3	6	12t	11	8	10	2	5
Turnovers/gm	10	9	6	4	8	11t	7	1	3	13	2	15	14	11t	5	16
Blocks/gm	2t	9	5t	10	4	15	12	16	8	13	14	5t	7	2t	11	1
Pers.Fouls/gm	3	9	1	16	8	4	15	2	10	14	5t	7	12	11	13	5t
DQ/game	14t	8	1t	14t	7	9	13	10t	3t	14t	1t	10t	3t	12	3t	3t

COMBINATION TEAM/OPPONENT STATISTICS, RANK WITHIN LEAGUE

Pts./game/diff.	15	3	10	16	6	13	1	4	2	5	11	9	7	8	14	12
Off. Reb. Pct.	12	10	8	15	16	2	5	3	6	11	14	1	13	4	7	9
Def. Reb. Pct.	7	10	16	4	13	3	9	8	6	2	15	5	12	14	11	1
Total Reb. Pct.	8	10	14	12	15	2	7	5	6	4	16	1	13	11	9	3

2022 NBA PLAYOFFS TEAM STATS (TOTALS)

TEAMS' STATISTICS (TOTALS)

TEAM	FIELD GOALS			3-POINT FGs		FREE THROWS		---- REBOUNDS ----			----- MISCELLANEOUS -----							
	G	MADE	ATT.	MADE	ATT.	MADE	ATT.	OFF.	DEF.	TOT.	AST	PF	DQ	STL	TO	BLK	PTS.	AVG.
Mem.	12	477	1096	157	430	239	325	149	401	550	302	249	4	110	168	73	1350	112.5
G.S.	22	910	1895	308	821	333	435	216	750	966	594	474	6	170	320	109	2461	111.9
Den.	5	197	414	56	157	100	126	56	153	209	125	125	0	35	82	17	550	110.0
N.O.	6	234	506	56	158	135	173	91	183	274	128	127	1	38	87	21	659	109.8
Minn.	6	218	492	83	214	136	168	42	198	240	137	161	2	49	106	47	655	109.2
Bkn.	4	157	312	46	109	76	103	34	102	136	89	99	0	32	61	26	436	109.0
Phoe.	13	535	1076	128	353	201	246	123	399	522	334	292	3	86	173	49	1399	107.6
Dall.	18	653	1455	284	747	324	420	117	540	657	345	380	3	129	184	50	1914	106.3
Bos.	24	881	1962	328	879	443	556	216	814	1030	588	497	5	154	353	150	2533	105.5
Phil.	12	437	939	149	400	231	272	92	376	468	261	247	4	73	177	52	1254	104.5
Miami	18	684	1536	196	626	312	388	177	562	739	394	386	3	150	233	66	1876	104.2
Tor.	6	230	516	59	197	100	126	60	165	225	124	133	3	40	60	29	619	103.2
Milw.	12	462	1056	127	388	182	249	117	488	605	250	230	0	76	165	54	1233	102.8
Utah	6	210	474	49	179	125	159	56	213	269	103	132	0	24	70	22	594	99.0
Atl.	5	172	391	57	175	86	110	43	154	197	93	108	1	29	82	12	487	97.4
Chi.	5	182	451	52	184	60	72	41	179	220	115	93	0	39	65	16	476	95.2

OPPONENTS' STATISTICS (TOTALS)

TEAM	FIELD GOALS			3-POINT FGs		FREE THROWS		---- REBOUNDS ----			----- MISCELLANEOUS -----							
	MADE	ATT.	MADE	ATT.	MADE	ATT.	OFF.	DEF.	TOT.	AST	PF	DQ	STL	TO	BLK	PTS.	AVG.	DIFF.
Miami	624	1400	207	612	352	431	146	582	728	370	386	6	112	279	83	1807	100.4	+3.8
Milw.	439	1043	162	476	175	217	94	425	519	288	242	0	80	154	66	1215	101.3	+1.5
Bos.	902	2069	268	807	375	481	245	771	1016	501	521	5	196	319	113	2447	102.0	+3.6
Phil.	462	1016	116	388	210	261	120	360	480	253	246	4	85	140	50	1250	104.2	+0.3
Utah	215	484	93	251	105	133	36	190	226	116	139	2	39	52	14	628	104.7	-5.7
Dall.	701	1470	184	522	315	394	183	628	811	423	397	4	91	240	64	1901	105.6	+0.7
G.S.	826	1880	312	831	386	507	218	699	917	530	424	1	161	305	107	2350	106.8	+5.0
Phoe.	496	1074	165	431	255	329	142	386	528	251	276	2	100	169	39	1412	108.6	-1.0
Atl.	199	428	66	192	83	106	41	159	200	127	117	0	47	66	15	547	109.4	-12.0
Chi.	203	430	70	184	73	106	41	218	259	117	89	0	32	77	24	549	109.8	-14.6
Mem.	469	1039	164	451	219	273	115	428	543	300	285	2	82	215	81	1321	110.1	+2.4
N.O.	260	497	52	163	96	119	45	169	214	161	136	1	47	66	24	668	111.3	-1.5
Tor.	229	469	82	201	129	152	50	201	251	144	122	2	31	87	29	669	111.5	-8.3
Bkn.	165	337	49	138	75	91	44	114	158	103	98	2	35	56	16	454	113.5	-4.5
Minn.	239	527	69	190	141	194	75	203	278	155	139	3	49	96	37	688	114.7	-5.5
Den.	210	408	76	180	94	134	35	144	179	143	116	1	47	65	31	590	118.0	-8.0
AVG/S	415	911	133	376	193	246	102	355	457	249	233	2	77	149	50	1156	106.3	---
	6639	14571	2135	6017	3083	3928	1630	5677	7307	3982	3733	35	1234	2386	793	18496		

2022 NBA PLAYOFFS TEAM STATS (PER GAME)



TEAMS' STATISTICS (PER GAME)

TEAM	FIELD GOALS			3-POINT FGs			FREE THROWS			----- REBOUNDS -----			----- MISCELLANEOUS -----							
	G	MADE	ATT.	PCT.	MADE	ATT.	PCT.	MADE	ATT.	PCT.	OFF.	DEF.	TOT.	AST	PF	DQ	STL	TO	BLK	PTS.
Atl.	5	34.40	78.20	.440	11.40	35.00	.326	17.20	22.00	.782	8.60	30.80	39.40	18.60	21.60	0.20	5.80	16.40	2.40	97.4
Bos.	24	36.71	81.75	.449	13.67	36.63	.373	18.46	23.17	.797	9.00	33.92	42.92	24.50	20.71	0.21	6.42	14.71	6.25	105.5
Bkn.	4	39.25	78.00	.503	11.50	27.25	.422	19.00	25.75	.738	8.50	25.50	34.00	22.25	24.75	0.00	8.00	15.25	6.50	109.0
Chi.	5	36.40	90.20	.404	10.40	36.80	.283	12.00	14.40	.833	8.20	35.80	44.00	23.00	18.60	0.00	7.80	13.00	3.20	95.2
Dall.	18	36.28	80.83	.449	15.78	41.50	.380	18.00	23.33	.771	6.50	30.00	36.50	19.17	21.11	0.17	7.17	10.22	2.78	106.3
Den.	5	39.40	82.80	.476	11.20	31.40	.357	20.00	25.20	.794	11.20	30.60	41.80	25.00	25.00	0.00	7.00	16.40	3.40	110.0
G.S.	22	41.36	86.14	.480	14.00	37.32	.375	15.14	19.77	.766	9.82	34.09	43.91	27.00	21.55	0.27	7.73	14.55	4.95	111.9
Mem.	12	39.75	91.33	.435	13.08	35.83	.365	19.92	27.08	.735	12.42	33.42	45.83	25.17	20.75	0.33	9.17	14.00	6.08	112.5
Miami	18	38.00	85.33	.445	10.89	34.78	.313	17.33	21.56	.804	9.83	31.22	41.06	21.89	21.44	0.17	8.33	12.94	3.67	104.2
Milw.	12	38.50	88.00	.438	10.58	32.33	.327	15.17	20.75	.731	9.75	40.67	50.42	20.83	19.17	0.00	6.33	13.75	4.50	102.8
Minn.	6	36.33	82.00	.443	13.83	35.67	.388	22.67	28.00	.810	7.00	33.00	40.00	22.83	26.83	0.33	8.17	17.67	7.83	109.2
N.O.	6	39.00	84.33	.462	9.33	26.33	.354	22.50	28.83	.780	15.17	30.50	45.67	21.33	21.17	0.17	6.33	14.50	3.50	109.8
Phil.	12	36.42	78.25	.465	12.42	33.33	.373	19.25	22.67	.849	7.67	31.33	39.00	21.75	20.58	0.33	6.08	14.75	4.33	104.5
Phoe.	13	41.15	82.77	.497	9.85	27.15	.363	15.46	18.92	.817	9.46	30.69	40.15	25.69	22.46	0.23	6.62	13.31	3.77	107.6
Tor.	6	38.33	86.00	.446	9.83	32.83	.299	16.67	21.00	.794	10.00	27.50	37.50	20.67	22.17	0.50	6.67	10.00	4.83	103.2
Utah	6	35.00	79.00	.443	8.17	29.83	.274	20.83	26.50	.786	9.33	35.50	44.83	17.17	22.00	0.00	4.00	11.67	3.67	99.0

OPPONENTS' STATISTICS (PER GAME)

TEAM	FIELD GOALS			3-POINT FGs			FREE THROWS			----- REBOUNDS -----			----- MISCELLANEOUS -----							
	G	MADE	ATT.	PCT.	MADE	ATT.	PCT.	MADE	ATT.	PCT.	OFF.	DEF.	TOT.	AST	PF	DQ	STL	TO	BLK	PTS.
Atl.	5	39.80	85.60	.465	13.20	38.40	.344	16.60	21.20	.783	8.20	31.80	40.00	25.40	23.40	0.00	9.40	13.20	3.00	109.4
Bos.	24	41.25	84.25	.490	12.25	34.50	.355	18.75	22.75	.824	11.00	28.50	39.50	25.75	24.50	0.50	8.75	14.00	4.00	112.5
Bkn.	4	41.25	84.25	.490	12.25	34.50	.355	18.75	22.75	.824	11.00	28.50	39.50	25.75	24.50	0.50	8.75	14.00	4.00	112.5
Chi.	5	40.60	86.00	.472	14.00	36.80	.380	14.60	21.20	.689	8.20	43.60	51.80	23.40	17.80	0.00	6.40	15.40	4.80	109.8
Dall.	18	38.94	81.67	.477	10.22	29.00	.352	17.50	21.89	.799	10.17	34.89	45.06	23.50	22.06	0.22	5.06	13.33	3.56	105.6
Den.	5	42.00	81.60	.515	15.20	36.00	.422	18.80	26.80	.701	7.00	28.80	35.80	28.60	23.20	0.20	9.40	13.00	6.20	118.0
G.S.	22	37.55	85.45	.439	14.18	37.77	.375	17.55	23.05	.761	9.91	31.77	41.68	24.09	19.27	0.05	7.32	13.86	4.86	106.8
Mem.	12	39.08	86.58	.451	13.67	37.58	.364	18.25	22.75	.802	9.58	35.67	45.25	25.00	23.75	0.17	6.83	17.92	6.75	110.1
Miami	18	34.67	77.78	.446	11.50	34.00	.338	19.56	23.94	.817	8.11	32.33	40.44	20.56	21.44	0.33	6.22	15.50	4.61	100.4
Milw.	12	36.58	86.92	.421	13.50	39.67	.340	14.58	18.08	.806	7.83	35.42	43.25	24.00	20.17	0.00	6.67	12.83	5.50	101.3
Minn.	6	39.83	87.83	.454	11.50	31.67	.363	23.50	32.33	.727	12.50	33.83	46.33	25.83	23.17	0.50	8.17	16.00	6.17	114.7
N.O.	6	43.33	82.83	.523	8.67	27.17	.319	16.00	19.83	.807	7.50	28.17	35.67	26.83	22.67	0.17	7.83	11.00	4.00	111.3
Phil.	12	38.50	84.67	.455	9.67	32.33	.299	17.50	21.75	.805	10.00	30.00	40.00	21.08	20.50	0.33	7.08	11.67	4.17	104.2
Phoe.	13	38.15	82.62	.462	12.69	33.15	.383	19.62	25.31	.775	10.92	29.69	40.62	19.31	21.23	0.15	7.69	13.00	3.00	108.6
Tor.	6	38.17	78.17	.488	13.67	33.50	.408	21.50	25.33	.849	8.33	33.50	41.83	24.00	20.33	0.33	5.17	14.50	4.83	111.5
Utah	6	35.83	80.67	.444	15.50	41.83	.371	17.50	22.17	.789	6.00	31.67	37.67	19.33	23.17	0.33	6.50	8.67	2.33	104.7
ONE TEAM		38.16	83.74	.456	12.27	34.58	.355	17.72	22.57	.785	9.37	32.63	41.99	22.89	21.45	0.20	7.09	13.71	4.56	106.3
BOTH TEAMS		76.31	167.48	.456	24.54	69.16	.355	35.44	45.15	.785	18.74	65.25	83.99	45.77	42.91	0.40	14.18	27.43	9.11	212.6

2022 NBA PLAYOFFS STATISTICAL LEADERS

SCORING AVERAGE					
	G	FG	FT	PTS	AVG
1. G. Antetokounmpo, Mil.	12	140	91	380	31.7
2. Doncic, Dal.	15	160	104	475	31.7
3. Jokic, Den.	5	61	28	155	31.0
4. Butler, Mia.	17	166	111	466	27.4
5. Curry, G.S.	22	202	107	602	27.4
6. Morant, Mem.	9	81	65	244	27.1
7. Ingram, N.O.	6	56	39	162	27.0
8. Durant, Bkn.	4	32	34	105	26.3
9. Tatum, Bos.	24	201	136	615	25.6
10. Mitchell, Utah	6	53	37	153	25.5
11. Edwards, Min.	6	50	28	151	25.2
12. Embiid, Phi.	10	78	73	236	23.6
13. Booker, Pho.	10	79	47	233	23.3
14. Brown, Bos.	24	197	100	554	23.1
15. Siakam, Tor.	6	51	31	137	22.8
16. McCollum, N.O.	6	49	18	133	22.2
17. Towns, Min.	6	39	43	131	21.8
18. Brunson, Dal.	18	145	72	388	21.6
19. Irving, Bkn.	4	28	21	85	21.3
20. Hunter, Atl.	5	39	16	106	21.2

REBOUNDS PER GAME					
	G	OFF	DEF	TOT	AVG
1. Valanciunas, N.O.	6	33	53	86	14.3
2. G. Antetokounmpo, Mil.	12	26	144	170	14.2
3. Jokic, Den.	5	17	49	66	13.2
4. Gobert, Utah	6	21	58	79	13.2
5. Vucevic, Chi.	5	14	48	62	12.4
6. Towns, Min.	6	11	54	65	10.8
7. Embiid, Phi.	10	21	86	107	10.7
8. Portis, Mil.	12	25	95	120	10.0
9. Doncic, Dal.	15	10	137	147	9.8
10. Horford, Bos.	23	35	179	214	9.3
11. Ayton, Pho.	13	33	83	116	8.9
12. Adebayo, Mia.	18	37	107	144	8.0
13. Morant, Mem.	9	13	59	72	8.0
14. Looney, G.S.	22	63	105	168	7.6
15. Harris, Phi.	12	10	81	91	7.6
16. Wiggins, G.S.	22	54	111	165	7.5
17. Butler, Mia.	17	41	84	125	7.4
18. Green, G.S.	22	26	133	159	7.2
19. Gordon, Den.	5	18	18	36	7.2
20. 2 tied					7.2

ASSISTS PER GAME			
	G	AST	AVG
1. Morant, Mem.	9	88	9.8
2. Harden, Phi.	12	103	8.6
3. Paul, Pho.	13	108	8.3
4. G. Antetokounmpo, Mil.	12	81	6.8
5. Russell, Min.	6	40	6.7
6. Holiday, Mil.	12	78	6.5
7. Doncic, Dal.	15	96	6.4
8. Green, G.S.	22	138	6.3
9. Durant, Bkn.	4	25	6.3
10. Ingram, N.O.	6	37	6.2
11. Tatum, Bos.	24	148	6.2
12. LaVine, Chi.	4	24	6.0
13. Young, Atl.	5	30	6.0
14. Curry, G.S.	22	129	5.9
15. Smart, Bos.	21	123	5.9
16. Siakam, Tor.	6	35	5.8
17. Jokic, Den.	5	29	5.8
18. Mitchell, Utah	6	34	5.7
19. Morris, Den.	5	27	5.4
20. Irving, Bkn.	4	21	5.3

FIELD GOAL PCT.			
	FG	FGA	PCT
1. Claxton, Bkn.	19	24	.792
2. Cousins, Den.	19	29	.655
3. Ayton, Pho.	105	164	.640
4. Boucher, Tor.	26	42	.619
5. Clarke, Mem.	56	91	.615
6. Adebayo, Mia.	104	175	.594
7. Jokic, Den.	61	106	.575
8. Brown, Bkn.	21	37	.568
9. Curry, Bkn.	22	39	.564
10. Nance, N.O.	22	39	.564

3-PT FIELD GOAL PCT.			
	3FG	3GA	PCT
1. Knox II, Atl.	6	10	.600
2. Mills, Bkn.	7	13	.538
3. Curry, Bkn.	12	23	.522
4. McDaniels, Min.	10	20	.500
5. Bane, Mem.	43	88	.489
6. Horford, Bos.	47	98	.480
7. Murphy, N.O.	9	19	.474
8. Hunter, Atl.	12	26	.462
9. Towns, Min.	10	22	.455
10. Tucker, Mia.	23	51	.451

FREE THROW PCT.			
	FT	FTA	PCT
1. Gallinari, Atl.	11	11	1.000
2. Irving, Bkn.	21	21	1.000
3. Paul, Pho.	35	37	.946
4. Maxey, Phi.	47	50	.940
5. Bridges, Pho.	28	30	.933
6. LaVine, Chi.	14	15	.933
7. Poole, G.S.	65	71	.915
8. Lopez, Mil.	21	23	.913
9. Durant, Bkn.	34	38	.895
10. Trent, Tor.	17	19	.895

STEALS PER GAME			
	G	STL	AVG
1. Butler, Mia.	17	35	2.06
2. Morant, Mem.	9	18	2.00
3. Jones, N.O.	6	11	1.83
4. DeRozan, Chi.	5	9	1.80
5. Doncic, Dal.	15	27	1.80
6. Green, Chi.	5	9	1.80
7. Holiday, Mil.	12	21	1.75
8. Irving, Bkn.	4	7	1.75
9. Jokic, Den.	5	8	1.60
10. Russell, Min.	6	9	1.50

BLOCKS PER GAME			
	G	BLK	AVG
1. Jackson, Mem.	12	30	2.50
2. Claxton, Bkn.	4	9	2.25
3. R. Williams, Bos.	17	38	2.24
4. Towns, Min.	6	12	2.00
5. McDaniels, Min.	6	11	1.83
6. Lopez, Mil.	12	18	1.50
7. Horford, Bos.	23	31	1.35
8. Whiteside, Utah	6	8	1.33
9. G. Antetokounmpo, Mil.	12	15	1.25
10. Irving, Bkn.	4	5	1.25

MINUTES PER GAME			
	G	MIN	AVG
1. Durant, Bkn.	4	176	44.0
2. Siakam, Tor.	6	260	43.4
3. Irving, Bkn.	4	170	42.6
4. Tatum, Bos.	24	983	41.0
5. DeRozan, Chi.	5	203	40.7
6. Maxey, Phi.	12	485	40.4
7. Harden, Phi.	12	479	39.9
8. Bullock, Dal.	18	707	39.3
9. Ingram, N.O.	6	236	39.3
10. McCollum, N.O.	6	234	39.0

OPPONENTS



ATLANTA HAWKS



2022-23 MEETINGS (ALL TIMES PACIFIC)

DAY	DATE	OPPONENT	ARENA	TIME (NATL TV)
Mon	1/2/23	vs. Atlanta	Chase Center	7:00 PM
Fri	3/17/23	at Atlanta	State Farm Arena	4:30 PM (NBA TV)

CURRENT STREAKS VS. HAWKS

Overall **Lost 1 (Lost 4 of 5)**
 Last Win November 8, 2021 (127-113)
 Last Loss March 25, 2022 (110-121)
Home **Won 1 (Won 8 of 9)**
 Last Home Win November 8, 2021 (127-113)
 Last Home Loss March 26, 2021 (108-124)
Road **Lost 3 (Won 7 of 11)**
 Last Road Win December 3, 2018 (128-111)
 Last Road Loss March 25, 2022 (110-121)

LAST 10 GAMES VS. HAWKS

DATE	H/A	W/L	SCORE	+/-
3/25/22	A	L	110-121	-11
11/8/21	H	W	127-113	+14
4/4/21	A	L	111-117	-6
3/26/21	H	L	108-124	-16
12/2/19	A	L	79-104	-25
12/3/18	A	W	128-111	+17
11/13/18	H	W	110-103	+7
3/23/18	H	W	106-94	+12
3/2/18	A	W	114-109	+5
3/6/17	A	W	119-111	+8

WARRIORS VS. HAWKS SERIES FACTS (WEST COAST ERA)

Largest winning margin 34 at Atlanta, November 28, 1976 (132-98)
 Largest losing margin 35 at St. Louis, January 25, 1966 (107-142)
 Most points scored 143 vs. Atlanta, November 9, 1990 (143-128)
 Most points allowed 145 at St. Louis, December 8, 1962 (129-145)
 Fewest points scored 79 vs. Atlanta, December 2, 2019 (79-104)*
 Fewest points allowed 72 vs. Atlanta, November 5, 2003 (99-72)
 Most points scored, Warriors (individual) 61, Wilt Chamberlain, vs. St. Louis, December 18, 1962 (130-110)
 Most points scored, Hawks (individual) 45, Dominique Wilkins, at Atlanta, December 29, 1990 (130-134)*
 * Multiple occasions; most recent listed

WARRIORS YEARLY RESULTS VS. HAWKS

SEASON	HOME	AWAY	NEUTRAL	TOTAL	SEASON	HOME	AWAY	NEUTRAL	TOTAL
Phila. Totals	30-6	12-26	17-10	59-42	1993-94	1-0	1-0	—	2-0
1962-63	2-3	0-6	1-0	3-9	1994-95	0-1	0-1	—	0-2
1963-64	3-3	3-3	—	6-6	1995-96	0-1	1-0	—	1-1
1964-65	0-5	0-5	—	0-10	1996-97	0-1	0-1	—	0-2
1965-66	2-2	1-3	1-1	4-6	1997-98	0-1	0-1	—	0-2
1966-67	3-1	0-2	2-1	5-4	1998-99	0-0	0-0	—	0-0
1967-68	1-3	0-3	0-1	1-7	1999-00	1-0	1-0	—	2-0
1968-69	1-2	2-2	—	3-4	2000-01	0-1	0-1	—	0-2
1969-70	1-2	2-1	0-1	3-4	2001-02	0-1	0-1	—	0-2
1970-71	2-1	1-1	—	3-2	2002-03	1-0	1-0	—	2-0
1971-72	1-0	1-2	0-1	2-3	2003-04	1-0	1-0	—	2-0
1972-73	2-0	1-1	—	3-1	2004-05	1-0	1-0	—	2-0
1973-74	1-1	2-0	—	3-1	2005-06	1-0	0-1	—	1-1
1974-75	2-0	1-1	—	3-1	2006-07	0-1	0-1	—	0-2
1975-76	2-0	0-2	—	2-2	2007-08	0-1	1-0	—	1-1
1976-77	2-0	2-0	—	4-0	2008-09	1-0	0-1	—	1-1
1977-78	2-0	1-1	—	3-1	2009-10	1-0	0-1	—	1-1
1978-79	2-0	1-1	—	3-1	2010-11	0-1	0-1	—	0-2
1979-80	0-1	0-1	—	0-2	2011-12	—	1-0	—	1-0
1980-81	0-1	0-1	—	0-2	2012-13	1-0	1-0	—	2-0
1981-82	1-0	1-0	—	2-0	2013-14	1-0	1-0	—	2-0
1982-83	1-0	1-0	—	2-0	2014-15	1-0	0-1	—	1-1
1983-84	1-0	0-1	—	1-1	2015-16	1-0	1-0	—	2-0
1984-85	0-1	0-1	—	0-2	2016-17	1-0	1-0	—	2-0
1985-86	1-0	0-1	—	1-1	2017-18	1-0	1-0	—	2-0
1986-87	1-0	0-1	—	1-1	2018-19	1-0	1-0	—	2-0
1987-88	0-1	0-1	—	0-2	2019-20	—	0-1	—	0-1
1988-89	1-0	0-1	—	1-1	2020-21	0-1	0-1	—	0-2
1989-90	0-1	0-1	—	0-2	2021-22	1-0	0-1	—	1-1
1990-91	1-0	0-1	—	1-1	West	53-39	34-60	4-5	91-104
1991-92	1-0	0-1	—	1-1	Total	83-45	46-86	21-15	150-146
1992-93	0-1	0-1	—	0-2					



2022-23 MEETINGS (ALL TIMES PACIFIC)				
DAY	DATE	OPPONENT	ARENA	TIME (NATL TV)
Sat	12/10/22	vs. Boston	Chase Center	5:30 PM (ABC)
Thu	1/19/23	at Boston	TD Garden	4:30 PM (TNT)

CURRENT STREAKS VS. CELTICS

Overall **Lost 1 (Lost 8 of 11)**
 Last Win December 17, 2021 (111-107)
 Last Loss March 16, 2022 (88-110)
Home **Lost 1 (Lost 8 of 12)**
 Last Home Win January 27, 2018 (109-105)
 Last Home Loss February 2, 2021 (107-111)
Road **Lost 1 (Won 6 of 9)**
 Last Road Win December 17, 2021 (111-107)
 Last Road Loss April 17, 2021 (114-119)

LAST 10 GAMES VS. CELTICS				
DATE	H/A	W/L	SCORE	+/-
3/16/22	H	L	88-110	-22
12/17/21	A	W	111-107	+4
4/17/21	A	L	114-119	-5
2/2/21	H	L	107-111	-4
1/30/20	A	L	104-119	-15
11/15/19	H	L	100-105	-5
3/5/19	H	L	95-128	-33
1/26/19	A	W	115-111	+4
1/27/18	H	W	109-105	+4
11/16/17	A	L	88-92	-4

WARRIORS VS. CELTICS SERIES FACTS (WEST COAST ERA)

Largest winning margin 38 at Boston, December 31, 1970 (144-106)
 Largest losing margin 49 at Boston, March 9, 1969 (89-138)
 Most points scored 144 at Boston, December 31, 1970 (144-106)
 Most points allowed 143 at Boston, December 11, 1965 (106-143)
 Fewest points scored 75 vs. Boston, February 14, 1978 (75-98)
 Fewest points allowed 75 vs. Boston, February 13, 2002 (92-75)*
 Most points scored, Warriors (individual) 50, Rick Barry, vs. Boston, February 14, 1967 (128-122)*
 Most points scored, Celtics (individual) 44, Jayson Tatum, at Boston, April 17, 2021 (114-119)
 * Multiple occasions; most recent listed

WARRIORS YEARLY RESULTS VS. CELTICS

SEASON	HOME	AWAY	NEUTRAL	TOTAL	SEASON	HOME	AWAY	NEUTRAL	TOTAL
Phila. Totals	42-26	13-53	11-16	66-95	1993-94	1-0	0-1	—	1-1
1962-63	1-3	0-4	0-1	1-8	1994-95	0-1	0-1	—	0-2
1963-64	2-2	1-3	—	3-5	1995-96	1-0	1-0	—	2-0
1964-65	1-4	0-5	—	1-9	1996-97	1-0	0-1	—	1-1
1965-66	1-4	0-2	1-2	2-8	1997-98	1-0	0-1	—	1-1
1966-67	2-2	0-3	1-1	3-6	1998-99	0-0	0-0	—	0-0
1967-68	2-1	1-3	—	3-4	1999-00	1-0	0-1	—	1-1
1968-69	2-1	1-2	—	3-3	2000-01	1-0	1-0	—	2-0
1969-70	2-0	2-1	0-1	4-2	2001-02	1-0	0-1	—	1-1
1970-71	0-3	2-0	—	2-3	2002-03	0-1	1-0	—	1-1
1971-72	2-0	1-2	—	3-2	2003-04	0-1	0-1	—	0-2
1972-73	1-1	0-2	—	1-3	2004-05	1-0	0-1	—	1-1
1973-74	0-2	1-1	—	1-3	2005-06	1-0	0-1	—	1-1
1974-75	1-1	1-0	1-0	3-1	2006-07	1-0	1-0	—	2-0
1975-76	2-0	0-2	—	2-2	2007-08	1-0	0-1	—	1-1
1976-77	1-1	2-0	—	3-1	2008-09	1-0	0-1	—	1-1
1977-78	1-1	1-1	—	2-2	2009-10	1-0	0-1	—	1-1
1978-79	1-1	0-1	—	1-2	2010-11	0-1	0-1	—	0-2
1979-80	0-1	0-1	—	0-2	2011-12	0-1	—	—	0-1
1980-81	1-0	0-1	—	1-1	2012-13	1-0	0-1	—	1-1
1981-82	1-0	0-1	—	1-1	2013-14	1-0	1-0	—	2-0
1982-83	1-0	0-1	—	1-1	2014-15	1-0	1-0	—	2-0
1983-84	0-1	0-1	—	0-2	2015-16	0-1	1-0	—	1-1
1984-85	0-1	0-1	—	0-2	2016-17	0-1	1-0	—	1-1
1985-86	0-1	0-1	—	0-2	2017-18	1-0	0-1	—	1-1
1986-87	0-1	0-1	—	0-2	2018-19	0-1	1-0	—	1-1
1987-88	0-1	0-1	—	0-2	2019-20	0-1	0-1	—	0-2
1988-89	1-0	0-1	—	1-1	2020-21	0-1	0-1	—	0-2
1989-90	0-1	1-0	—	1-1	2021-22	0-1	1-0	—	1-1
1990-91	0-1	1-0	—	1-1	West	44-47	25-61	3-5	72-113
1991-92	1-0	0-1	—	1-1	Total	86-73	38-114	14-21	138-208
1992-93	0-1	0-1	—	0-2					

BROOKLYN NETS



2022-23 MEETINGS (ALL TIMES PACIFIC)

DAY	DATE	OPPONENT	ARENA	TIME (NATL TV)
Wed	12/21/22	at Brooklyn	Barclays Center	4:30 PM (NBA TV)
Sun	1/22/23	vs. Brooklyn	Chase Center	5:30 PM

CURRENT STREAKS VS. NETS

Overall	Won 2 (Had lost 3; Won 10 of 13)
Last Win	January 29, 2022 (110-106)
Last Loss	February 13, 2021 (117-134)
Home	Won 1 (Won 8 of 9)
Last Home Win	January 29, 2022 (110-106)
Last Home Loss	February 13, 2021 (117-134)
Road	Won 1 (Won 5 of 7)
Last Road Win	November 16, 2022 (117-99)
Last Road Loss	December 22, 2020 (99-125)

LAST 10 GAMES VS. NETS

DATE	H/A	W/L	SCORE	+/-
1/29/22	H	W	110-106	+4
11/16/21	A	W	117-99	+18
2/13/21	H	L	117-134	-17
12/22/20	A	L	99-125	-26
2/5/20	A	L	88-129	-41
11/10/18	H	W	116-100	+16
10/28/18	A	W	120-114	+6
3/6/18	H	W	114-101	+13
11/19/17	A	W	118-111	+7
2/25/17	H	W	112-95	+17

WARRIORS VS. NETS SERIES FACTS

Largest winning margin	38 vs. New York Nets, April 7, 1977 (124-86)
Largest losing margin	41 at Brooklyn, February 5, 2020 (88-129)
Most points scored	153 at New Jersey, March 28, 1992 (153-148, OT)
Most points allowed	148 at New Jersey, March 28, 1992 (153-148, OT)
Fewest points scored	70 at New Jersey, December 31, 2003 (70-88)
Fewest points allowed	78 vs. New Jersey Nets, March 5, 2004 (74-78)
Most points scored, Warriors (individual)	59, Purvis Short, vs. New Jersey, November 17, 1984 (114-131)
Most points scored, Nets (individual)	41, Jason Kidd, vs. New Jersey, January 23, 2003 (105-97)

WARRIORS YEARLY RESULTS VS. NETS

SEASON	HOME	AWAY	NEUTRAL	TOTAL	SEASON	HOME	AWAY	NEUTRAL	TOTAL
1976-77	1-1	2-0	—	3-1	2000-01	1-0	0-1	—	1-1
1977-78	2-0	1-1	—	3-1	2001-02	1-0	0-1	—	1-1
1978-79	1-1	0-2	—	1-3	2002-03	1-0	0-1	—	1-1
1979-80	1-0	1-0	—	2-0	2003-04	0-1	0-1	—	0-2
1980-81	1-0	0-1	—	1-1	2004-05	0-1	0-1	—	0-2
1981-82	1-0	0-1	—	1-1	2005-06	1-0	0-1	—	1-1
1982-83	0-1	0-1	—	0-2	2006-07	1-0	0-1	—	1-1
1983-84	0-1	1-0	—	1-1	2007-08	1-0	0-1	—	1-1
1984-85	0-1	1-0	—	1-1	2008-09	1-0	1-0	—	2-0
1985-86	0-1	1-0	—	1-1	2009-10	1-0	1-0	—	2-0
1986-87	1-0	1-0	—	2-0	2010-11	1-0	0-1	—	1-1
1987-88	1-0	1-0	—	2-0	2011-12	0-1	0-1	—	0-2
1988-89	1-0	1-0	—	2-0	2012-13	1-0	1-0	—	2-0
1989-90	1-0	1-0	—	2-0	2013-14	1-0	0-1	—	1-1
1990-91	0-1	1-0	—	1-1	2014-15	1-0	0-1	—	1-1
1991-92	1-0	1-0	—	2-0	2015-16	1-0	1-0	—	2-0
1992-93	0-1	1-0	—	1-1	2016-17	1-0	1-0	—	2-0
1993-94	0-1	0-1	—	0-2	2017-18	1-0	1-0	—	2-0
1994-95	0-1	1-0	—	1-1	2018-19	1-0	1-0	—	2-0
1995-96	1-0	1-0	—	2-0	2019-20	—	0-1	—	0-1
1996-97	1-0	1-0	—	2-0	2020-21	0-1	0-1	—	0-2
1997-98	0-1	0-1	—	0-2	2021-22	1-0	1-0	—	2-0
1998-99	0-0	0-0	—	0-0	Total	31-16	25-23	—	56-39
1999-00	0-1	0-1	—	0-2					



2022-23 MEETINGS (ALL TIMES PACIFIC)				
DAY	DATE	OPPONENT	ARENA	TIME (NATL TV)
Sat	10/29/22	at Charlotte	Spectrum Center	4:00 PM
Tue	12/27/22	vs. Charlotte	Chase Center	7:00 PM (NBA TV)

CURRENT STREAKS VS. HORNETS

Overall **Lost 1 (Lost 4 of 6)**
 Last Win November 3, 2021 (114-92)
 Last Loss November 14, 2021 (102-106)
Home **Won 2 (Won 6 of 8)**
 Last Home Win November 3, 2021 (114-92)
 Last Home Loss November 2, 2019 (87-93)
Road **Lost 3 (Had won 5)**
 Last Road Win February 25, 2019 (121-110)
 Last Road Loss November 14, 2021 (102-106)

LAST 10 GAMES VS. HORNETS				
DATE	H/A	W/L	SCORE	+/-
11/14/21	A	L	102-106	-4
11/3/21	H	W	114-92	+22
2/26/21	H	W	130-121	+9
2/20/21	A	L	100-102	-2
12/4/19	A	L	91-106	-15
11/2/19	H	L	87-93	-6
3/31/19	H	W	137-90	+47
2/25/19	A	W	121-110	+11
12/29/17	H	L	100-111	-11
12/6/17	A	W	101-87	+14

WARRIORS VS. HORNETS SERIES FACTS

Largest winning margin 47 vs. Charlotte, March 31, 2019 (137-90)
 Largest losing margin 30 vs. Charlotte, March 3, 1995 (86-116)
 Most points scored 138 vs. Charlotte, March 5, 1990 (138-117)
 Most points allowed 132 at Charlotte, February 6, 1992 (113-132)
 Fewest points scored 75 vs. Charlotte, February 4, 2014 (75-91)
 Fewest points allowed 77 vs. Charlotte, February 18, 1998 (88-77)
 Most points scored, Warriors (individual) 50, Jamal Crawford, at Charlotte, December, 2008 (110-103)
 Most points scored, Hornets (individual) 42, Jason Richardson, at Charlotte, March 5, 2008 (109-118)

WARRIORS YEARLY RESULTS VS. HORNETS

SEASON	HOME	AWAY	NEUTRAL	TOTAL	SEASON	HOME	AWAY	NEUTRAL	TOTAL
1988-89	1-0	1-0	—	2-0	2007-08	1-0	0-1	—	1-1
1989-90	2-0	0-2	—	2-2	2008-09	0-1	1-0	—	1-1
1990-91	1-0	0-1	—	1-1	2009-10	0-1	0-1	—	0-2
1991-92	1-0	0-1	—	1-1	2010-11	0-1	1-0	—	1-1
1992-93	0-1	0-1	—	0-2	2011-12	—	0-1	—	0-1
1993-94	1-0	1-0	—	2-0	2012-13	1-0	1-0	—	2-0
1994-95	0-1	0-1	—	0-2	2013-14	0-1	0-1	—	0-2
1995-96	1-0	1-0	—	2-0	2014-15	1-0	1-0	—	2-0
1996-97	0-1	0-1	—	0-2	2015-16	1-0	1-0	—	2-0
1997-98	1-0	0-1	—	1-1	2016-17	1-0	1-0	—	2-0
1998-99	1-0	0-0	—	1-0	2017-18	0-1	1-0	—	1-1
1999-00	0-1	0-1	—	0-2	2018-19	1-0	1-0	—	2-0
2000-01	0-1	0-1	—	0-2	2019-20	0-1	0-1	—	0-2
2001-02	0-1	0-1	—	0-2	2020-21	1-0	0-1	—	1-1
2004-05	1-0	1-0	—	2-0	2021-22	1-0	0-1	—	1-1
2005-06	1-0	0-1	—	1-1	Total	20-12	12-20	—	32-32
2006-07	1-0	0-1	—	1-1					

CHICAGO BULLS



2022-23 MEETINGS (ALL TIMES PACIFIC)				
DAY	DATE	OPPONENT	ARENA	TIME (NATL TV)
Fri	12/2/22	vs. Chicago	Chase Center	7:00 PM (ESPN)
Sun	1/15/23	at Chicago	United Center	12:30 PM

CURRENT STREAKS VS. BULLS

Overall	Won 10 (Won 13 of 14)
Last Win	January 14, 2022 (138-96)
Last Loss	March 2, 2017 (87-94)
Home	Won 7 (Won 18 of 22)
Last Home Win	November 12, 2021 (119-93)
Last Home Loss	January 27, 2015 (111-113 OT)
Road	Won 5 (Won 7 of 8)
Last Road Win	January 14, 2022 (138-96)
Last Road Loss	March 2, 2017 (87-94)

LAST 10 GAMES VS. BULLS				
DATE	H/A	W/L	SCORE	+/-
1/14/22	A	W	138-96	+42
11/12/21	H	W	119-93	+26
3/29/21	H	W	116-102	+14
12/27/20	A	W	129-128	+1
12/6/19	A	W	100-98	+2
11/27/19	H	W	104-90	+14
1/11/19	H	W	146-109	+37
10/29/18	A	W	149-124	+25
1/17/18	A	W	119-112	+7
11/24/17	H	W	143-94	+49

WARRIORS VS. BULLS SERIES FACTS

Largest winning margin	49 vs. Chicago, November 24, 2017 (143-94)
Largest losing margin	33 at Chicago, February 22, 1997 (87-120)
Most points scored	149 at Chicago, October 29, 2018 (149-124)
Most points allowed	141 at Chicago, February 5, 1967 (142-141, OT)
Fewest points scored	80 vs. Chicago, January 30, 1998 (80-87)*
Fewest points allowed	77 vs. Chicago, November 21, 2000 (89-77)
Most points scored, Warriors (individual)	52, Rick Barry, vs. Chicago at Fresno, CA, February 16, 1967 (125-124)
.....	52, Klay Thompson, at Chicago, October 29, 2018 (149-124)
Most points scored, Bulls (individual)	49, Michael Jordan, vs. Chicago, November 24, 1992 (92-101)

* Multiple occasions; most recent listed

WARRIORS YEARLY RESULTS VS. BULLS

SEASON	HOME	AWAY	NEUTRAL	TOTAL	SEASON	HOME	AWAY	NEUTRAL	TOTAL
1966-67	3-0	2-2	1-1	6-3	1995-96	0-1	0-1	—	0-2
1967-68	3-1	3-1	—	6-2	1996-97	0-1	0-1	—	0-2
1968-69	1-3	2-1	—	3-4	1997-98	0-1	0-1	—	0-2
1969-70	1-2	1-1	0-1	2-4	1998-99	0-0	0-0	—	0-0
1970-71	0-2	2-1	0-1	2-4	1999-00	1-0	1-0	—	2-0
1971-72	1-1	1-2	1-0	3-3	2000-01	1-0	1-0	—	2-0
1972-73	1-2	2-1	—	3-3	2001-02	1-0	0-1	—	1-1
1973-74	1-2	1-2	—	2-4	2002-03	1-0	0-1	—	1-1
1974-75	1-1	0-2	—	1-3	2003-04	1-0	0-1	—	1-1
1975-76	2-0	2-1	—	4-1	2004-05	1-0	0-1	—	1-1
1976-77	1-1	1-1	—	2-2	2005-06	1-0	0-1	—	1-1
1977-78	1-1	2-0	—	3-1	2006-07	1-0	0-1	—	1-1
1978-79	0-2	1-1	—	1-3	2007-08	0-1	1-0	—	1-1
1979-80	1-2	1-2	—	2-4	2008-09	0-1	0-1	—	0-2
1980-81	1-0	0-1	—	1-1	2009-10	1-0	0-1	—	1-1
1981-82	1-0	1-0	—	2-0	2010-11	1-0	0-1	—	1-1
1982-83	0-1	0-1	—	0-2	2011-12	1-0	—	—	1-0
1983-84	0-1	0-1	—	0-2	2012-13	0-1	0-1	—	0-2
1984-85	1-0	0-1	—	1-1	2013-14	1-0	0-1	—	1-1
1985-86	0-1	0-1	—	0-2	2014-15	0-1	1-0	—	1-1
1986-87	1-0	1-0	—	2-0	2015-16	1-0	1-0	—	2-0
1987-88	0-1	0-1	—	0-2	2016-17	1-0	0-1	—	1-1
1988-89	1-0	0-1	—	1-1	2017-18	1-0	1-0	—	2-0
1989-90	0-1	0-1	—	0-2	2018-19	1-0	1-0	—	2-0
1990-91	1-0	0-1	—	1-1	2019-20	1-0	1-0	—	2-0
1991-92	0-1	1-0	—	1-1	2020-21	1-0	1-0	—	2-0
1992-93	0-1	0-1	—	0-2	2021-22	1-0	1-0	—	2-0
1993-94	0-1	0-1	—	0-2	Total	42-36	34-45	2-3	78-84
1994-95	0-1	0-1	—	0-2					



2022-23 MEETINGS (ALL TIMES PACIFIC)				
DAY	DATE	OPPONENT	ARENA	TIME
Fri	11/11/22	vs. Cleveland	Chase Center	7:00 PM
Fri	1/20/23	at Cleveland	Rocket Mortgage Fieldhouse	4:30 PM

CURRENT STREAKS VS. CAVALIERS

Overall **Won 10 (Won 19 of 22)**
 Last Win January 9, 2021 (96-82)
 Last Loss..... December 25, 2016 (108-109)
Home **Won 7 (Won 9 of 10)**
 Last Home Win January 9, 2021 (96-82)
 Last Home Loss March 14, 2014 (94-103)
Road **Won 5 (Won 10 of 12)**
 Last Road Win November 18, 2021 (104-89)
 Last Road Loss..... December 25, 2016 (108-109)

LAST 10 GAMES VS. CAVALIERS				
DATE	H/A	W/L	SCORE	+/-
1/9/22	H	W	96-82	+14
11/18/22	A	W	104-89	+15
4/15/21	A	W	119-101	+18
2/15/21	H	W	129-98	+31
2/1/20	A	W	131-112	+19
4/5/19	H	W	120-114	+6
12/5/18	A	W	129-105	+24
1/15/18	A	W	118-108	+10
12/25/17	H	W	99-92	+7
1/18/16	A	W	132-98	+34

WARRIORS VS. CAVALIERS SERIES FACTS

Largest winning margin 40 vs. Cleveland, March 8, 1990 (145-105)
 Largest losing margin 33 at Cleveland, January 23, 1989 (109-142)
 Most points scored 145 vs. Cleveland, March 8, 1990 (145-105)
 Most points allowed 142 at Cleveland, January 23, 1989 (109-142)
 Fewest points scored 64 vs. Cleveland, March 30, 1996 (64-90)
 Fewest points allowed 74 vs. Cleveland, November 10, 1970 (109-74)
 Most points scored, Warriors (individual) 48, Rick Barry, vs. Cleveland, October 19, 1974 (113-110)
 Most points scored, Cavaliers (individual) 42, LeBron James, at Cleveland, February 26, 2015 (99-110)

WARRIORS YEARLY RESULTS VS. CAVALIERS

SEASON	HOME	AWAY	NEUTRAL	TOTAL	SEASON	HOME	AWAY	NEUTRAL	TOTAL
1970-71	2-0	1-1	—	3-1	1997-98	0-1	0-1	—	0-2
1971-72	2-0	2-0	—	4-0	1998-99	0-0	0-1	—	0-1
1972-73	1-1	2-0	—	3-1	1999-00	1-0	0-1	—	1-1
1973-74	2-0	2-0	—	4-0	2000-01	0-1	0-1	—	0-2
1974-75	2-0	0-2	—	2-2	2001-02	1-0	0-1	—	1-1
1975-76	2-0	1-1	—	3-1	2002-03	1-0	0-1	—	1-1
1976-77	2-0	0-2	—	2-2	2003-04	1-0	1-0	—	2-0
1977-78	2-0	0-2	—	2-2	2004-05	0-1	0-1	—	0-2
1978-79	0-1	1-1	—	1-2	2005-06	1-0	1-0	—	2-0
1979-80	0-1	0-1	—	0-2	2006-07	0-1	0-1	—	0-2
1980-81	1-0	0-1	—	1-1	2007-08	0-1	1-0	—	1-1
1981-82	1-0	0-1	—	1-1	2008-09	0-1	0-1	—	0-2
1982-83	0-1	0-1	—	0-2	2009-10	0-1	0-1	—	0-2
1983-84	1-0	0-1	—	1-1	2010-11	1-0	1-0	—	2-0
1984-85	0-1	1-0	—	1-1	2011-12	—	1-0	—	1-0
1985-86	1-0	1-0	—	2-0	2012-13	1-0	1-0	—	2-0
1986-87	0-1	1-0	—	1-1	2013-14	0-1	1-0	—	1-1
1987-88	1-0	1-0	—	2-0	2014-15	1-0	0-1	—	1-1
1988-89	1-0	0-1	—	1-1	2015-16	1-0	1-0	—	2-0
1989-90	1-0	0-1	—	1-1	2016-17	1-0	0-1	—	1-1
1990-91	1-0	1-0	—	2-0	2017-18	1-0	1-0	—	2-0
1991-92	1-0	0-1	—	1-1	2018-19	1-0	1-0	—	2-0
1992-93	0-1	0-1	—	0-2	2019-20	—	1-0	—	1-0
1993-94	0-1	0-1	—	0-2	2020-21	1-0	1-0	—	2-0
1994-95	0-1	0-1	—	0-2	2021-22	1-0	1-0	—	2-0
1995-96	0-1	0-1	—	0-2	Total	39-18	27-34	—	66-52
1996-97	1-0	0-1	—	1-1					

DALLAS MAVERICKS



2022-23 MEETINGS (ALL TIMES PACIFIC)				
DAY	DATE	OPPONENT	ARENA	TIME (NATL TV)
Tue	11/29/22	at Dallas	American Airlines Center	4:30 PM (TNT)
Sat	2/4/23	vs. Dallas	Chase Center	5:30 PM (ABC)
Wed	3/22/23	at Dallas	American Airlines Center	4:30 PM (ESPN)

CURRENT STREAKS VS. MAVERICKS

Overall	Lost 2 (Lost 9 of 11)
Last Win	January 25, 2022 (130-92)
Last Loss	March 3, 2022 (113-122)
Home	Lost 1 (Lost 5 of 6)
Last Home Win	January 25, 2022 (130-92)
Last Home Loss	February 27, 2022 (101-107)
Road	Lost 3 (Lost 5 of 7)
Last Road Win	February 4, 2021 (147-116)
Last Road Loss	March 3, 2022 (113-122)

LAST 10 GAMES VS. MAVERICKS				
DATE	H/A	W/L	SCORE	+/-
3/3/22	A	L	113-122	-9
2/27/22	H	L	101-107	-6
1/25/22	H	W	130-92	+38
1/5/22	A	L	82-99	-17
4/27/21	H	L	103-133	-30
2/6/21	A	L	132-134	-2
2/4/21	A	W	147-116	+31
1/14/20	H	L	97-124	-27
12/28/19	H	L	121-141	-20
11/20/19	A	L	94-142	-48

WARRIORS VS. MAVERICKS SERIES FACTS

Largest winning margin	41 at Dallas, April 2, 1993 (134-93)
Largest losing margin	48 at Dallas, November 20, 2019 (94-142)
Most points scored	147 at Dallas, February 4, 2021 (147-116)
Most points allowed	149 vs. Dallas, January 15, 1985 (104-149)
Fewest points scored	73 at Dallas, March 20, 2011 (73-101)*
Fewest points allowed	79 vs. Dallas, February 19, 1999 (84-79)*
Most points scored, Warriors (individual)	57, Stephen Curry, at Dallas, February 6, 2021 (132-134)
Most points scored, Mavericks (individual)	51, Dirk Nowitzki, at Dallas, March 23, 2006 (122-121)

* Multiple occasions; most recent listed

WARRIORS YEARLY RESULTS VS. MAVERICKS

SEASON	HOME	AWAY	NEUTRAL	TOTAL	SEASON	HOME	AWAY	NEUTRAL	TOTAL
1980-81	2-1	1-1	—	3-2	2002-03	0-2	0-2	—	0-4
1981-82	2-0	3-0	—	5-0	2003-04	1-1	0-2	—	1-3
1982-83	2-1	0-2	—	2-3	2004-05	0-2	1-1	—	1-3
1983-84	1-1	0-3	—	1-4	2005-06	1-1	2-0	—	3-1
1984-85	1-2	0-2	—	1-4	2006-07	2-0	1-0	—	3-0
1985-86	1-1	0-3	—	1-4	2007-08	1-1	0-2	—	1-3
1986-87	0-3	0-2	—	0-5	2008-09	1-0	0-2	—	1-2
1987-88	1-1	0-3	—	1-4	2009-10	0-2	1-1	—	1-3
1988-89	2-0	1-1	—	3-1	2010-11	1-1	0-2	—	1-3
1989-90	1-1	0-2	—	1-3	2011-12	1-1	0-1	—	1-2
1990-91	1-1	1-1	—	2-2	2012-13	1-0	1-1	—	2-1
1991-92	2-0	2-0	—	4-0	2013-14	2-0	1-1	—	3-1
1992-93	2-0	2-0	—	4-0	2014-15	2-0	2-0	—	4-0
1993-94	2-0	2-0	—	4-0	2015-16	2-0	1-1	—	3-1
1994-95	0-2	1-1	—	1-3	2016-17	2-0	1-0	—	3-0
1995-96	1-1	1-1	—	2-2	2017-18	2-0	2-0	—	4-0
1996-97	2-0	2-0	—	4-0	2018-19	1-1	1-1	—	2-2
1997-98	2-0	1-1	—	3-1	2019-20	0-2	0-1	—	0-3
1998-99	1-1	1-1	—	2-2	2020-21	0-1	1-1	—	1-2
1999-00	0-2	0-2	—	0-4	2021-22	1-1	0-2	—	1-3
2000-01	0-2	0-2	—	0-4	Total	47-38	33-51	—	80-89
2001-02	0-2	0-2	—	0-4					



2022-23 MEETINGS (ALL TIMES PACIFIC)				
DAY	DATE	OPPONENT	ARENA	TIME (NATL TV)
Fri	10/21/22	vs. Denver	Chase Center	7:00 PM (ESPN)
Thu	2/2/23	at Denver	Ball Arena	6:00 PM
Sun	4/2/23	at Denver	Ball Arena	5:30 PM (NBATV)

CURRENT STREAKS VS. NUGGETS

Overall	Won 1 (Lost 4 of 7)
Last Win	March 10, 2022 (113-102)
Last Loss	March 7, 2022 (124-131)
Home	Lost 2 (Lost 3 of 5)
Last Home Win	April 23, 2021 (118-97)
Last Home Loss	February 16, 2022 (116-117)
Road	Won 1 (Won 3 of 5)
Last Road Win	March 10, 2022 (113-102)
Last Road Loss	March 7, 2022 (124-131)

LAST 10 GAMES VS. NUGGETS

DATE	H/A	W/L	SCORE	+/-
3/10/22	A	W	113-102	+11
3/7/22	A	L	124-131	-7
2/16/22	H	L	116-117	-1
12/28/21	H	L	86-89	-3
4/23/21	H	W	118-97	+21
4/12/21	H	W	116-107	+9
1/14/21	A	L	104-114	-10
3/3/20	A	W	116-100	+16
1/16/20	H	L	131-134OT	-3
4/2/19	H	W	116-102	+14

WARRIORS VS. NUGGETS SERIES FACTS

Largest winning margin	45 vs. Denver, November 7, 1981 (152-107)
Largest losing margin	39 at Denver, April 9, 2012 (84-123)
Most points scored	162 vs. Denver, November 2, 1990 (162-158)
Most points allowed	158 vs. Denver, November 2, 1990 (162-158)
Fewest points scored	77 vs. Denver, January 16, 1995 (77-73)
Fewest points allowed	69 at Denver, December 26, 1997 (81-69)
Most points scored, Warriors (individual)	53, Stephen Curry, vs. Denver, April 12, 2021 (116-107)
Most points scored, Nuggets (individual)	47, Alex English, vs. Denver, October 25, 1985 (105-119)

WARRIORS YEARLY RESULTS VS. NUGGETS

SEASON	HOME	AWAY	NEUTRAL	TOTAL	SEASON	HOME	AWAY	NEUTRAL	TOTAL
1976-77	2-0	0-2	—	2-2	2000-01	0-2	0-2	—	0-4
1977-78	2-0	0-2	—	2-2	2001-02	2-0	1-1	—	3-1
1978-79	0-2	0-2	—	0-4	2002-03	2-0	2-0	—	4-0
1979-80	2-1	1-2	—	3-3	2003-04	1-1	0-2	—	1-3
1980-81	1-1	1-2	—	2-3	2004-05	2-0	0-2	—	2-2
1981-82	2-1	0-2	—	2-3	2005-06	1-1	0-1	—	1-2
1982-83	1-1	0-3	—	1-4	2006-07	1-1	0-2	—	1-3
1983-84	2-1	1-1	—	3-2	2007-08	0-2	1-1	—	1-3
1984-85	0-2	0-3	—	0-5	2008-09	1-0	0-2	—	1-2
1985-86	2-1	0-2	—	2-3	2009-10	0-2	0-2	—	0-4
1986-87	1-1	0-3	—	1-4	2010-11	1-1	0-1	—	1-2
1987-88	1-2	0-2	—	1-4	2011-12	1-0	1-1	—	2-1
1988-89	1-1	0-2	—	1-3	2012-13	1-1	0-2	—	1-3
1989-90	2-0	0-2	—	2-2	2013-14	0-2	2-0	—	2-2
1990-91	2-0	1-1	—	3-1	2014-15	2-0	0-1	—	2-1
1991-92	2-0	2-0	—	4-0	2015-16	2-0	1-1	—	3-1
1992-93	1-1	0-2	—	1-3	2016-17	1-0	1-1	—	2-1
1993-94	2-0	1-1	—	3-1	2017-18	1-1	1-1	—	2-2
1994-95	1-1	2-0	—	3-1	2018-19	2-0	1-1	—	3-1
1995-96	2-0	0-2	—	2-2	2019-20	0-1	1-0	—	1-1
1996-97	2-0	1-1	—	3-1	2020-21	2-0	0-1	—	2-1
1997-98	2-0	1-1	—	3-1	2021-22	0-2	1-1	—	1-3
1998-99	2-0	1-1	—	3-1	Total	60-33	25-67	—	85-100
1999-00	2-0	0-2	—	2-2					

DETROIT PISTONS



2022-23 MEETINGS (ALL TIMES PACIFIC)				
DAY	DATE	OPPONENT	ARENA	TIME (NATL TV)
Sun	10/30/22	at Detroit	Little Caesars Arena	3:00 PM
Wed	1/4/23	vs. Detroit	Chase Center	7:00 PM

CURRENT STREAKS VS. PISTONS

Overall	Won 4 (Won 5 of 6)
Last Win	January 18, 2022 (102-86)
Last Loss	January 4, 2020 (104-111)
Home	Won 2 (Won 10 of 12)
Last Home Win	January 18, 2022 (102-86)
Last Home Loss	January 4, 2020 (104-111)
Road	Won 2 (Won 8 of 10)
Last Road Win	November 19, 2022 (105-102)
Last Road Loss	December 1, 2018 (102-111)

LAST 10 GAMES VS. PISTONS					
DATE	H/A	W/L	SCORE	+/-	
1/18/22	H	W	102-86	+16	
11/19/21	A	W	105-102	+3	
1/30/21	H	W	118-91	+27	
12/29/20	A	W	116-106	+10	
1/4/20	H	L	104-111	-7	
3/24/19	H	W	121-114	+7	
12/1/18	A	L	102-111	-9	
12/8/17	A	W	102-98	+4	
10/29/17	H	L	107-115	-8	
1/12/17	H	W	127-107	+20	

WARRIORS VS. PISTONS SERIES FACTS (WEST COAST ERA)

Largest winning margin	39 vs. Detroit, November 13, 1966 (135-96)*
Largest losing margin	33 at Detroit, February 26, 1997 (84-117)
Most points scored	140 vs. Detroit, October 23, 1962 (140-113)
Most points allowed	137 at Detroit, January 24, 1985 (118-137)
Fewest points scored	71 vs. Detroit, November 12, 1997 (71-102)
Fewest points allowed	79 vs. Detroit, November 11, 2006 (111-79)*
Most points scored, Warriors (individual)	59, Wilt Chamberlain, at Detroit, February 11, 1964 (128-118, OT)
Most points scored, Pistons (individual)	49, Kelly Tripuka, at Detroit, March 12, 1982 (117-121)

* Multiple occasions; most recent listed

WARRIORS YEARLY RESULTS VS. PISTONS

SEASON	HOME	AWAY	NEUTRAL	TOTAL	SEASON	HOME	AWAY	NEUTRAL	TOTAL
Phila. Totals	24-13	10-35	17-9	51-57	1993-94	1-0	1-0	—	2-0
1962-63	2-2	2-3	1-2	5-7	1994-95	1-0	0-1	—	1-1
1963-64	5-1	2-1	2-1	9-3	1995-96	0-1	0-1	—	0-2
1964-65	1-4	0-4	1-0	2-8	1996-97	0-1	0-1	—	0-2
1965-66	3-0	1-2	4-0	8-2	1997-98	0-1	0-1	—	0-2
1966-67	4-0	2-1	1-1	7-2	1998-99	0-0	0-0	—	0-0
1967-68	2-2	1-2	—	3-4	1999-00	0-1	0-1	—	0-2
1968-69	3-0	1-2	—	4-2	2000-01	1-0	0-1	—	1-1
1969-70	2-1	1-2	—	3-3	2001-02	1-0	0-1	—	1-1
1970-71	1-1	3-0	—	4-1	2002-03	1-0	0-1	—	1-1
1971-72	3-0	2-0	—	5-0	2003-04	1-0	0-1	—	1-1
1972-73	3-0	1-2	—	4-2	2004-05	0-1	0-1	—	0-2
1973-74	0-3	1-2	—	1-5	2005-06	0-1	0-1	—	0-2
1974-75	2-0	1-1	—	3-1	2006-07	1-0	1-0	—	2-0
1975-76	3-0	2-0	—	5-0	2007-08	0-1	0-1	—	0-2
1976-77	1-1	0-2	—	1-3	2008-09	0-1	0-1	—	0-2
1977-78	2-0	0-2	—	2-2	2009-10	1-0	0-1	—	1-1
1978-79	2-0	1-1	—	3-1	2010-11	1-0	0-1	—	1-1
1979-80	0-1	1-0	—	1-1	2011-12	—	1-0	—	1-0
1980-81	1-0	1-0	—	2-0	2012-13	1-0	1-0	—	2-0
1981-82	0-1	0-1	—	0-2	2013-14	1-0	1-0	—	2-0
1982-83	0-1	0-1	—	0-2	2014-15	1-0	1-0	—	2-0
1983-84	1-0	0-1	—	1-1	2015-16	1-0	0-1	—	1-1
1984-85	0-1	0-1	—	0-2	2016-17	1-0	1-0	—	2-0
1985-86	1-0	0-1	—	1-1	2017-18	0-1	1-0	—	1-1
1986-87	1-0	0-1	—	1-1	2018-19	1-0	0-1	—	1-1
1987-88	0-1	0-1	—	0-2	2019-20	0-1	—	—	0-1
1988-89	1-0	0-1	—	1-1	2020-21	1-0	1-0	—	2-0
1989-90	1-0	0-1	—	1-1	2021-22	1-0	1-0	—	2-0
1990-91	1-0	0-1	—	1-1	West	64-31	35-53	9-4	108-88
1991-92	0-1	1-0	—	1-1	Total	88-44	45-89	26-13	159-146
1992-93	1-0	1-0	—	2-0					



2022-23 MEETINGS (ALL TIMES PACIFIC)				
DAY	DATE	OPPONENT	ARENA	TIME
Sun	11/20/22	at Houston	Toyota Center	4:00 PM
Sat	12/3/22	vs. Houston	Chase Center	5:30 PM
Fri	2/24/23	vs. Houston	Chase Center	7:00 PM
Mon	3/20/23	at Houston	Toyota Center	5:00 PM

CURRENT STREAKS VS. ROCKETS

Overall	Won 6 (Won 7 of 8)
Last Win	January 31, 2022 (122-108)
Last Loss	February 20, 2020 (105-135)
Home	Won 3 (Won 4 of 5)
Last Home Win	January 21, 2022 (105-103)
Last Home Loss	February 20, 2020 (105-135)
Road	Won 3 (Won 4 of 5)
Last Road Win	January 31, 2022 (122-108)
Last Road Loss	November 6, 2019 (112-129)

LAST 10 GAMES VS. ROCKETS				
DATE	H/A	W/L	SCORE	+/-
1/31/22	A	W	122-108	+14
1/21/22	H	W	105-103	+2
11/7/21	H	W	120-107	+13
5/1/21	A	W	113-87	+26
4/10/21	H	W	125-109	+16
3/17/21	A	W	108-94	+14
2/20/20	H	L	105-135	-30
12/25/19	H	W	116-104	+12
11/6/19	A	L	112-129	-17
3/13/19	A	W	106-104	+2

WARRIORS VS. ROCKETS SERIES FACTS

Largest winning margin	30 at Houston, March 17, 2013 (108-78)*
Largest losing margin	41 at Houston, November 14, 1979 (92-133)
Most points scored	144 vs. Houston, November 26, 1974 (144-124)
Most points allowed	144 at Houston, March 25, 1989 (104-144)
Fewest points scored	65 at Houston, January 5, 2004 (65-83)
Fewest points allowed	78 at Houston, March 17, 2013 (108-78)
Most points scored, Warriors (individual)	51, Phil Smith, vs. Houston, December 11, 1976 (124-112)*
Most points scored, Rockets (individual)	51, Moses Malone, at Houston, March 11, 1981 (92-109)

* Multiple occasions; most recent listed

WARRIORS YEARLY RESULTS VS. ROCKETS

SEASON	HOME	AWAY	NEUTRAL	TOTAL	SEASON	HOME	AWAY	NEUTRAL	TOTAL
1967-68	3-1	3-1	—	6-2	1995-96	1-1	1-1	—	2-2
1968-69	1-2	2-1	—	3-3	1996-97	0-2	0-2	—	0-4
1969-70	1-1	1-3	0-1	2-5	1997-98	0-2	1-1	—	1-3
1970-71	2-1	2-1	—	4-2	1998-99	0-2	0-1	—	0-3
1971-72	1-0	3-0	1-1	5-1	1999-00	0-2	1-1	—	1-3
1972-73	2-0	0-1	1-0	3-1	2000-01	0-2	1-1	—	1-3
1973-74	2-0	2-0	—	4-0	2001-02	0-2	1-1	—	1-3
1974-75	1-1	1-1	—	2-2	2002-03	0-2	1-1	—	1-3
1975-76	0-2	2-0	—	2-2	2003-04	2-0	0-2	—	2-2
1976-77	2-0	0-1	—	2-1	2004-05	1-1	0-1	—	1-2
1977-78	1-0	1-1	—	2-1	2005-06	0-2	1-1	—	1-3
1978-79	1-1	1-1	—	2-2	2006-07	1-0	1-1	—	2-1
1979-80	1-0	0-1	—	1-1	2007-08	1-1	1-1	—	2-2
1980-81	2-1	1-1	—	3-2	2008-09	0-2	0-2	—	0-4
1981-82	1-2	0-2	—	1-4	2009-10	0-2	0-1	—	0-3
1982-83	2-1	1-1	—	3-2	2010-11	1-1	0-2	—	1-3
1983-84	1-1	1-2	—	2-3	2011-12	1-0	0-2	—	1-2
1984-85	2-1	0-2	—	2-3	2012-13	0-2	1-1	—	1-3
1985-86	0-2	0-3	—	0-5	2013-14	1-1	0-1	—	1-2
1986-87	3-0	1-1	—	4-1	2014-15	2-0	2-0	—	4-0
1987-88	0-2	0-3	—	0-5	2015-16	1-0	2-0	—	3-0
1988-89	1-1	0-2	—	1-3	2016-17	1-1	2-0	—	3-1
1989-90	1-1	1-1	—	2-2	2017-18	0-1	1-1	—	1-2
1990-91	2-0	0-2	—	2-2	2018-19	0-2	1-1	—	1-3
1991-92	1-1	1-1	—	2-2	2019-20	1-1	0-1	—	1-2
1992-93	1-1	1-1	—	2-2	2020-21	1-0	2-0	—	3-0
1993-94	0-2	0-2	—	0-4	2021-22	2-0	1-0	—	3-0
1994-95	0-2	0-2	—	0-4	Total	52-59	46-65	2-2	100-126

INDIANA PACERS



2022-23 MEETINGS (ALL TIMES PACIFIC)

DAY	DATE	OPPONENT	ARENA	TIME
Mon	12/5/22	vs. Indiana	Chase Center	7:00 PM
Wed	12/14/22	at Indiana	Gainbridge Fieldhouse	4:00 PM

CURRENT STREAKS VS. PACERS

Overall	Lost 1 (Lost 3 of 5)
Last Win	December 13, 2021 (102-100)
Last Loss	January 20, 2022 (117-121 OT)
Home	Lost 3 (Lost 4 of 5)
Last Home Win	March 21, 2019 (112-89)
Last Home Loss	January 20, 2022 (117-121 OT)
Road	Won 3 (Won 5 of 6)
Last Road Win	December 13, 2021 (102-100)
Last Road Loss	April 5, 2018 (106-126)

LAST 10 GAMES VS. PACERS

DATE	H/A	W/L	SCORE	+/-
1/20/22	H	L	117-121 OT	-4
12/13/21	A	W	102-100	+2
2/24/21	A	W	111-107	+4
1/12/21	H	L	95-104	-9
1/24/20	H	L	118-129	-11
3/21/19	H	W	112-89	+23
1/28/19	A	W	132-100	+32
4/5/18	A	L	106-126	-20
3/27/18	H	L	81-92	-11
12/5/16	H	W	142-106	+36

WARRIORS VS. PACERS SERIES FACTS

Largest winning margin	59 vs. Indiana, March 19, 1977 (150-91)
Largest losing margin	39 at Indiana, January 15, 1990 (105-144)
Most points scored	150 vs. Indiana, December 22, 1989 (150-124)*
Most points allowed	144 at Indiana, January 15, 1990 (144-105)
Fewest points scored	71 vs. Indiana, December 6, 1996 (71-86)
Fewest points allowed	83 at Indiana, March 5, 1999 (102-83)
Most points scored, Warriors (individual)	60, Klay Thompson, vs. Indiana, December 5, 2016 (142-106)
Most points scored, Pacers (individual)	43, John Williamson, at Indiana, November 23, 1977 (116-126)

WARRIORS YEARLY RESULTS VS. PACERS

SEASON	HOME	AWAY	NEUTRAL	TOTAL	SEASON	HOME	AWAY	NEUTRAL	TOTAL
1976-77	2-0	2-0	—	4-0	2000-01	1-0	1-0	—	2-0
1977-78	2-0	1-1	—	3-1	2001-02	0-1	0-1	—	0-2
1978-79	1-1	1-1	—	2-2	2002-03	1-0	0-1	—	1-1
1979-80	0-1	1-0	—	1-1	2003-04	0-1	0-1	—	0-2
1980-81	1-0	0-1	—	1-1	2004-05	1-0	0-1	—	1-1
1981-82	1-0	1-0	—	2-0	2005-06	0-1	0-1	—	0-2
1982-83	1-0	0-1	—	1-1	2006-07	0-1	1-0	—	1-1
1983-84	1-0	1-0	—	2-0	2007-08	1-0	0-1	—	1-1
1984-85	0-1	0-1	—	0-2	2008-09	1-0	0-1	—	1-1
1985-86	1-0	0-1	—	1-1	2009-10	1-0	0-1	—	1-1
1986-87	0-1	0-1	—	0-2	2010-11	1-0	0-1	—	1-1
1987-88	0-1	0-1	—	0-2	2011-12	0-1	0-1	—	0-2
1988-89	0-1	1-0	—	1-1	2012-13	1-0	0-1	—	1-1
1989-90	1-0	0-1	—	1-1	2013-14	0-1	1-0	—	1-1
1990-91	1-0	0-1	—	1-1	2014-15	1-0	0-1	—	1-1
1991-92	1-0	1-0	—	2-0	2015-16	1-0	1-0	—	2-0
1992-93	0-1	0-1	—	0-2	2016-17	1-0	1-0	—	2-0
1993-94	1-0	0-1	—	1-1	2017-18	0-1	0-1	—	0-2
1994-95	0-1	0-1	—	0-2	2018-19	1-0	1-0	—	2-0
1995-96	1-0	0-1	—	1-1	2019-20	0-1	—	—	0-1
1996-97	0-1	1-0	—	1-1	2020-21	0-1	1-0	—	1-1
1997-98	0-1	0-1	—	0-2	2021-22	0-1	1-0	—	1-1
1998-99	0-0	1-0	—	1-0	Total	27-21	19-29	—	46-50
1999-00	0-1	0-1	—	0-2					



2022-23 MEETINGS (ALL TIMES PACIFIC)				
DAY	DATE	OPPONENT	ARENA	TIME (NATL TV)
Wed	11/23/22	vs. LA Clippers	Chase Center	7:00 PM (ESPN)
Tue	2/14/23	at LA Clippers	Crypto.com Arena	7:00 PM (TNT)
Thu	3/2/23	vs. LA Clippers	Chase Center	7:00 PM (TNT)
Wed	3/15/23	at LA Clippers	Crypto.com Arena	7:00 PM (ESPN)

CURRENT STREAKS VS. CLIPPERS

Overall	Won 1 (Won 3 of 4)
Last Win	January 8, 2021 (115-105)
Last Loss	March 11, 2021 (104-130)
Home	Won 3 (Won 17 of 21)
Last Home Win	January 8, 2021 (115-105)
Last Home Loss	January 6, 2021 (101-108)
Road	Lost 1 (Lost 3 of 4)
Last Road Win	January 18, 2019 (112-94)
Last Road Loss	March 11, 2021 (104-130)

LAST 10 GAMES VS. CLIPPERS

DATE	H/A	W/L	SCORE	+/-
3/8/22	H	W	112-97	+15
2/14/22	A	L	104-119	-15
11/28/21	A	W	105-90	+15
10/21/21	H	W	115-113	+2
3/11/21	A	L	104-130	-26
1/8/21	H	W	115-105	+10
1/6/21	H	L	101-108	-7
3/10/20	H	L	107-131	-24
1/10/20	A	L	100-109	-9
10/24/19	H	L	122-141	-19

WARRIORS VS. CLIPPERS SERIES FACTS

Largest winning margin	46, twice: vs. L.A., January 28, 2017 (144-98) and vs. L.A., December, 23, 1993 (141-95)
Largest losing margin	28 vs. Los Angeles, November 6, 2009 (90-118)
Most points scored	144 vs. Los Angeles, January 28, 2017 (144-98)
Most points allowed	141 vs. Los Angeles, October 24, 2019 (122-141)
Fewest points scored	76 at Los Angeles, March 16, 2001 (76-94)
Fewest points allowed	76 at Los Angeles, February 1, 2000 (107-76)
Most points scored, Warriors (individual)	47, Chris Mullin, at Los Angeles, April 13, 1989 (126-128, OT)
Most points scored, Clippers (individual)	50, Lou Williams, vs. Los Angeles, January 10, 2018 (106-125)

WARRIORS YEARLY RESULTS VS. CLIPPERS

SEASON	HOME	AWAY	NEUTRAL	TOTAL	SEASON	HOME	AWAY	NEUTRAL	TOTAL
1970-71	2-0	1-1	—	3-1	1997-98	0-2	1-1	—	1-3
1971-72	1-1	2-0	—	3-1	1998-99	0-1	2-0	—	2-1
1972-73	2-0	2-0	—	4-0	1999-00	0-2	1-1	—	1-3
1973-74	1-1	2-0	—	3-1	2000-01	1-1	0-2	—	1-3
1974-75	1-1	0-2	—	1-3	2001-02	1-1	1-1	—	2-2
1975-76	2-0	1-1	—	3-1	2002-03	0-2	2-0	—	2-2
1976-77	1-0	2-0	—	3-0	2003-04	1-1	1-1	—	2-2
1977-78	2-0	1-0	—	3-0	2004-05	0-2	0-2	—	0-4
1978-79	1-1	0-2	—	1-3	2005-06	1-1	0-2	—	1-3
1979-80	2-1	1-2	—	3-3	2006-07	2-0	0-2	—	2-2
1980-81	2-1	0-3	—	2-4	2007-08	2-0	1-1	—	3-1
1981-82	2-1	3-0	—	5-1	2008-09	2-0	1-1	—	3-1
1982-83	2-1	1-2	—	3-3	2009-10	1-1	1-1	—	2-2
1983-84	2-1	1-2	—	3-3	2010-11	2-0	0-2	—	2-2
1984-85	1-2	1-2	—	2-4	2011-12	1-1	1-1	—	2-2
1985-86	3-0	2-1	—	5-1	2012-13	2-0	1-1	—	3-1
1986-87	3-0	3-0	—	6-0	2013-14	2-0	0-2	—	2-2
1987-88	2-1	1-2	—	3-3	2014-15	2-0	1-1	—	3-1
1988-89	3-0	2-1	—	5-1	2015-16	2-0	2-0	—	4-0
1989-90	2-0	1-1	—	3-1	2016-17	2-0	2-0	—	4-0
1990-91	2-1	1-1	—	3-2	2017-18	1-1	2-0	—	3-1
1991-92	1-1	2-1	—	3-2	2018-19	2-0	1-1	—	3-1
1992-93	1-2	1-1	—	2-3	2019-20	0-2	0-1	—	0-3
1993-94	2-0	2-1	—	4-1	2020-21	1-1	0-1	—	1-2
1994-95	3-0	0-2	—	3-2	2021-22	2-0	1-1	—	3-1
1995-96	1-1	2-0	—	3-1	vs. L.A. Clippers	54-28	40-41	—	95-69
1996-97	1-1	0-2	—	1-3	Total	78-37	57-56	—	135-93

LOS ANGELES LAKERS



2022-23 MEETINGS (ALL TIMES PACIFIC)

DAY	DATE	OPPONENT	ARENA	TIME (NATL TV)
Tue	10/18/22	vs. L.A. Lakers	Chase Center	7:00 PM (TNT)
Sat	2/11/23	vs. L.A. Lakers	Chase Center	5:30 PM (ABC)
Thu	2/23/23	at L.A. Lakers	Crypto.com Arena	7:00 PM (TNT)
Sun	3/5/23	at L.A. Lakers	Crypto.com Arena	12:30 PM (ABC)

CURRENT STREAKS VS. LAKERS

Overall	Won 1 (Won 3 of 4)
Last Win	April 7, 2022 (128-112)
Last Loss	March 5, 2022 (116-124)
Home	Won 2 (Won 14 of 17)
Last Home Win	April 7, 2022 (128-112)
Last Home Loss	March 15, 2021 (97-128)
Road	Lost 1 (Won 7 of 10)
Last Road Win	October 19, 2021 (121-114)
Last Road Loss	March 5, 2022 (116-124)

LAST 10 GAMES VS. LAKERS

DATE	H/A	W/L	SCORE	+/-
4/7/22	H	W	128-112	+16
3/5/22	A	L	116-124	-8
2/12/22	H	W	117-115	+2
10/19/21	A	W	121-114	+7
3/15/21	H	L	97-128	-31
2/28/21	A	L	91-117	-26
1/18/21	A	W	115-113	+2
2/27/20	H	L	86-116	-30
2/8/20	H	L	120-125	-5
11/13/19	A	L	94-120	-26

WARRIORS VS. LAKERS SERIES FACTS (WEST COAST ERA)

Largest winning margin	43 vs. Los Angeles, November 23, 2016 (149-106)
Largest losing margin	63 at Los Angeles, March 19, 1972 (162-99)
Most points scored	149 vs. Los Angeles, November 23, 2016 (149-106)
Most points allowed	162 at Los Angeles, March 19, 1972 (162-99)
Fewest points scored	72 at Los Angeles, November 2, 2003 (72-87)
Fewest points allowed	76 at Los Angeles, April 3, 1999 (81-76)*
Most points scored, Warriors (individual)	72, Wilt Chamberlain, at Los Angeles, November 3, 1962 (115-127)
Most points scored, Lakers (individual)	56, LeBron James, at Los Angeles, March 5, 2022 (116-124)

*Multiple occasions; most recent listed

WARRIORS YEARLY RESULTS VS. LAKERS

SEASON	HOME	AWAY	NEUTRAL	TOTAL	SEASON	HOME	AWAY	NEUTRAL	TOTAL
Phila. Totals	31-12	7-38	13-9	51-59	1993-94	2-0	3-0	—	5-0
1962-63	2-4	2-4	—	4-8	1994-95	3-0	0-2	—	3-2
1963-64	4-2	3-3	—	7-5	1995-96	1-1	0-2	—	1-3
1964-65	1-4	1-4	—	2-8	1996-97	0-2	0-2	—	0-4
1965-66	1-3	2-3	0-1	3-7	1997-98	1-1	0-2	—	1-3
1966-67	3-1	2-2	1-0	6-3	1998-99	0-1	1-1	—	1-2
1967-68	3-1	1-3	—	4-4	1999-00	0-2	0-2	—	0-4
1968-69	1-2	2-2	—	3-4	2000-01	1-1	0-2	—	1-3
1969-70	1-2	1-2	0-1	2-5	2001-02	1-1	0-2	—	1-3
1970-71	2-1	0-3	—	2-4	2002-03	1-1	1-1	—	2-2
1971-72	0-3	1-2	—	1-5	2003-04	1-1	0-2	—	1-3
1972-73	1-3	2-1	—	3-4	2004-05	1-1	0-2	—	1-3
1973-74	3-0	1-2	—	4-2	2005-06	0-2	0-2	—	0-4
1974-75	3-0	2-2	—	5-2	2006-07	0-2	0-2	—	0-4
1975-76	4-0	1-2	—	5-2	2007-08	1-1	1-1	—	2-2
1976-77	2-0	0-2	—	2-2	2008-09	0-2	0-2	—	0-4
1977-78	0-2	0-2	—	0-4	2009-10	0-2	0-2	—	0-4
1978-79	0-2	1-1	—	1-3	2010-11	1-1	0-2	—	1-3
1979-80	1-2	0-3	—	1-5	2011-12	0-2	0-2	—	0-4
1980-81	1-2	0-3	—	1-5	2012-13	1-1	0-2	—	1-3
1981-82	3-0	0-3	—	3-3	2013-14	2-0	1-1	—	3-1
1982-83	0-3	1-2	—	1-5	2014-15	2-0	1-1	—	3-1
1983-84	2-1	1-2	—	3-3	2015-16	2-0	1-1	—	3-1
1984-85	1-2	0-3	—	1-5	2016-17	2-0	1-1	—	3-1
1985-86	1-2	1-2	—	2-4	2017-18	2-0	2-0	—	4-0
1986-87	2-1	0-3	—	2-4	2018-19	1-1	2-0	—	3-1
1987-88	0-3	0-3	—	0-6	2019-20	0-2	0-1	—	0-3
1988-89	1-2	1-1	—	2-3	2020-21	0-1	1-1	—	1-2
1989-90	1-1	0-3	—	1-4	2021-22	2-0	1-1	—	3-1
1990-91	2-1	0-2	—	2-3	West	76-82	44-115	1-2	121-199
1991-92	1-1	2-1	—	3-2	Total	106-93	51-150	15-15	172-258
1992-93	1-2	0-2	—	1-4					

**CURRENT STREAKS VS. GRIZZLIES**

Overall	Lost 2 (Lost 3 of 4)
Last Win	December 23, 2021 (113-104)
Last Loss	March 28, 2022 (95-123)
Home	Won 1 (Won 7 of 9)
Last Home Win	December 23, 2021 (113-104)
Last Home Loss	October 28, 2021 (101-104 OT)
Road	Lost 3 (Lost 4 of 5)
Last Road Win	March 19, 2021 (116-103)
Last Road Loss	March 28, 2022 (95-123)

2022-23 MEETINGS (ALL TIMES PACIFIC)

DAY	DATE	OPPONENT	ARENA	TIME (NATL TV)
Sun	12/25/22	vs. Memphis	Chase Center	5:00 PM (ABC)
Wed	1/25/23	vs. Memphis	Chase Center	7:00 PM (ESPN)
Thu	3/9/23	at Memphis	FedExForum	7:00 PM (TNT)
Sat	3/18/23	at Memphis	FedExForum	5:00 PM (NBA TV)

LAST 10 GAMES VS. GRIZZLIES

DATE	H/A	W/L	SCORE	+/-
3/28/22	A	L	95-123	-28
1/11/22	A	L	108-116	-8
12/23/21	H	W	113-104	+9
10/28/21	H	L	101-104 OT	-3
5/16/21	H	W	113-101	+12
3/20/21	A	L	103-111	-8
3/19/21	A	W	116-103	+13
1/12/20	A	L	102-122	-20
12/9/19	H	L	102-110	-8
11/19/19	A	W	114-95	+19

WARRIORS VS. GRIZZLIES SERIES FACTS

Largest winning margin	50 vs. Memphis, November 2, 2015 (119-69)
Largest losing margin	29 at Memphis, November 12, 2004 (67-96)
Most points scored	141 vs. Memphis, December 30, 2017 (141-128)
Most points allowed	144 at Memphis, January 3, 2007 (135-144)
Fewest points scored	67 at Memphis, November 12, 2004 (67-96)
Fewest points allowed	69 vs. Memphis, November 2, 2015 (119-69)
Most points scored, Warriors (individual)	46, Stephen Curry, vs. Memphis, December 23, 2021 (113-104)
Most points scored, Grizzlies (individual)	45, Mike Miller, vs. Memphis, February 21, 2007 (118-115, OT)

WARRIORS YEARLY RESULTS VS. GRIZZLIES

SEASON	HOME	AWAY	NEUTRAL	TOTAL	SEASON	HOME	AWAY	NEUTRAL	TOTAL
1995-96	2-0	2-0	—	4-0	2010-11	1-0	0-2	—	1-2
1996-97	1-1	2-0	—	3-1	2011-12	0-2	0-2	—	0-4
1997-98	1-1	0-2	—	1-3	2012-13	0-2	0-1	—	0-3
1998-99	1-0	2-0	—	3-0	2013-14	1-1	1-1	—	2-2
1999-00	2-0	1-1	—	3-1	2014-15	1-0	1-1	—	2-1
2000-01	0-2	1-1	—	1-3	2015-16	2-0	2-0	—	4-0
2001-02	2-0	1-1	—	3-1	2016-17	1-1	1-1	—	2-2
2002-03	1-1	1-1	—	2-2	2017-18	2-0	0-1	—	2-1
2003-04	0-2	1-1	—	1-3	2018-19	2-0	1-1	—	3-1
2004-05	1-1	0-2	—	1-3	2019-20	0-1	1-1	—	1-2
2005-06	0-1	0-2	—	0-3	2020-21	1-0	1-1	—	2-1
2006-07	2-0	1-1	—	3-1	2021-22	1-1	0-2	—	1-3
2007-08	2-0	2-0	—	4-0	vs. Memphis	22-15	14-25	—	36-40
2008-09	0-2	0-1	—	0-3	Total	29-19	22-29	—	51-48
2009-10	2-0	0-2	—	2-2					

MIAMI HEAT



2022-23 MEETINGS (ALL TIMES PACIFIC)

DAY	DATE	OPPONENT	ARENA	TIME (NATL TV)
Thu	10/27/22	vs. Miami	Chase Center	7:00 PM (NBA TV)
Tue	11/1/22	at Miami	FTX Arena	4:30 PM

CURRENT STREAKS VS. HEAT

Overall	March 23, 2022 (118-104)	Won 2 (Won 3 of 4)
Last Win	March 23, 2022 (118-104)	
Last Loss	April 1, 2021 (109-116)	
Home	March 23, 2022 (118-104)	Won 2 (Won 7 of 8)
Last Home Win	January 3, 2022 (115-108)	
Last Home Loss	February 10, 2020 (101-113)	
Road	March 23, 2022 (118-104)	Won 1 (Lost 3 of 4)
Last Road Win	March 23, 2022 (118-104)	
Last Road Loss	April 1, 2021 (109-116)	

LAST 10 GAMES VS. HEAT

DATE	H/A	W/L	SCORE	+/-
3/23/22	A	W	118-104	+14
1/3/22	H	W	115-108	+7
4/1/21	A	L	109-116	-7
2/17/21	H	W	120-112 OT	+8
2/10/20	H	L	101-113	-12
11/29/19	A	L	105-122	-17
2/27/19	A	L	125-126	-1
2/10/19	H	W	120-118	+2
12/3/17	A	W	123-95	+28
11/6/17	H	W	97-80	+17

WARRIORS VS. HEAT SERIES FACTS

Largest winning margin	35 at Miami, March 7, 2008 (134-99)
Largest losing margin	22 vs. Miami, December 10, 2010 (84-106)*
Most points scored	137 at Miami, December 1, 1990 (137-111)
Most points allowed	130 vs. Miami, December 1, 2008 (129-130, OT)
Fewest points scored	75 vs. Miami, January 16, 2013 (75-92)
Fewest points allowed	80 vs. Miami, December 12, 1995 (105-80)
Most points scored, Warriors (individual)	44, Jason Richardson, at Miami, March 10, 2006 (111-106)
Most points scored, Heat (individual)	42, Dwyane Wade, at Miami, March 10, 2006 (111-106)

*Multiple occasions; most recent listed

WARRIORS YEARLY RESULTS VS. HEAT

SEASON	HOME	AWAY	NEUTRAL	TOTAL	SEASON	HOME	AWAY	NEUTRAL	TOTAL
1988-89	2-0	2-0	—	4-0	2006-07	0-1	0-1	—	0-2
1989-90	1-0	1-0	—	2-0	2007-08	1-0	1-0	—	2-0
1990-91	1-0	1-0	—	2-0	2008-09	0-1	0-1	—	0-2
1991-92	1-0	0-1	—	1-1	2009-10	0-1	0-1	—	0-2
1992-93	1-0	1-0	—	2-0	2010-11	0-1	0-1	—	0-2
1993-94	1-0	1-0	—	2-0	2011-12	1-0	—	—	1-0
1994-95	1-0	0-1	—	1-1	2012-13	0-1	1-0	—	1-1
1995-96	1-0	0-1	—	1-1	2013-14	0-1	1-0	—	1-1
1996-97	0-1	0-1	—	0-2	2014-15	1-0	1-0	—	2-0
1997-98	0-1	0-1	—	0-2	2015-16	1-0	1-0	—	2-0
1998-99	0-0	0-0	—	0-0	2016-17	1-0	0-1	—	1-1
1999-00	1-0	0-1	—	1-1	2017-18	1-0	1-0	—	2-0
2000-01	0-1	0-1	—	0-2	2018-19	1-0	0-1	—	1-1
2001-02	0-1	0-1	—	0-2	2019-20	0-1	0-1	—	0-2
2002-03	1-0	0-1	—	1-1	2020-21	1-0	0-1	—	1-1
2003-04	1-0	0-1	—	1-1	2021-22	1-0	1-0	—	2-0
2004-05	0-1	0-1	—	0-2	Total	21-13	14-19	—	35-32
2005-06	0-1	1-0	—	1-1					



2022-23 MEETINGS (ALL TIMES PACIFIC)

DAY	DATE	OPPONENT	ARENA	TIME (NATL TV)
Tue	12/13/22	at Milwaukee	Fiserv Forum	4:30 PM (TNT)
Sat	3/11/23	vs. Milwaukee	Chase Center	5:30 PM (ABC)

CURRENT STREAKS VS. BUCKS

Overall **Won 1 (Lost 5 of 8)**
 Last Win March 12, 2022 (122-109)
 Last Loss..... January 13, 2022 (99-118)
Home **Won 2 (Won 6 of 9)**
 Last Home Win March 12, 2022 (122-109)
 Last Home Loss January 8, 2020 (98-107)
Road **Lost 2 (Won 5 of 8)**
 Last Road Win December 7, 2018 (108-94)
 Last Road Loss..... January 13, 2022 (99-118)

LAST 10 GAMES VS. BUCKS

DATE	H/A	W/L	SCORE	+/-
3/12/22	H	W	122-109	+13
1/13/22	A	L	99-118	-19
4/6/21	H	W	122-121	+1
12/25/20	A	L	99-138	-39
1/8/20	H	L	98-107	-9
12/7/18	A	W	105-95	+10
11/8/18	H	L	111-134	-23
3/29/18	H	L	107-116	-9
1/12/18	A	W	108-94	+14
3/18/17	H	W	117-92	+25

WARRIORS VS. BUCKS SERIES FACTS

Largest winning margin 37 vs. Milwaukee, December 20, 1975 (124-87)
 Largest losing margin 39 at Milwaukee, December 25, 2020 (99-138)
 Most points scored 140 vs. Milwaukee, November 29, 1968 (140-119)
 Most points allowed..... 138, twice, at Milwaukee, March 8, 2003 (133-138, OT) & at Milwaukee, December 25, 2020 (99-138)
 Fewest points scored 72 at Milwaukee, November 13, 2010 (72-79)
 Fewest points allowed 79 at Milwaukee, November 13, 2010 (72-79)
 Most points scored, Warriors (individual) 41, Stephen Curry, April 6, 2021 (122-121)
 Most points scored, Bucks (individual) 55, Brandon Jennings, at Milwaukee, November 14, 2009 (125-129)
 *Multiple occasions; most recent listed

WARRIORS YEARLY RESULTS VS. BUCKS

SEASON	HOME	AWAY	NEUTRAL	TOTAL	SEASON	HOME	AWAY	NEUTRAL	TOTAL
1968-69	2-1	1-1	0-1	3-3	1996-97	1-0	0-1	—	1-1
1969-70	2-1	0-3	—	2-4	1997-98	0-1	0-1	—	0-2
1970-71	0-3	0-3	—	0-6	1998-99	0-0	0-1	—	0-1
1971-72	1-0	1-1	0-1	2-2	1999-00	0-1	1-0	—	1-1
1972-73	1-2	0-3	—	1-5	2000-01	0-1	0-1	—	0-2
1973-74	1-2	2-1	—	3-3	2001-02	0-1	0-1	—	0-2
1974-75	2-0	1-1	—	3-1	2002-03	0-1	0-1	—	0-2
1975-76	3-0	2-0	—	5-0	2003-04	1-0	0-1	—	1-1
1976-77	1-1	0-2	—	1-3	2004-05	1-0	1-0	—	2-0
1977-78	1-1	1-1	—	2-2	2005-06	0-1	1-0	—	1-1
1978-79	2-0	0-2	—	2-2	2006-07	0-1	0-1	—	0-2
1979-80	0-3	0-3	—	0-6	2007-08	1-0	1-0	—	2-0
1980-81	0-1	1-0	—	1-1	2008-09	1-0	0-1	—	1-1
1981-82	1-0	1-0	—	2-0	2009-10	0-1	0-1	—	0-2
1982-83	1-0	0-1	—	1-1	2010-11	1-0	0-1	—	1-1
1983-84	0-1	0-1	—	0-2	2011-12	0-1	—	—	0-1
1984-85	0-1	0-1	—	0-2	2012-13	0-1	0-1	—	0-2
1985-86	0-1	0-1	—	0-2	2013-14	1-0	1-0	—	2-0
1986-87	0-1	0-1	—	0-2	2014-15	1-0	1-0	—	2-0
1987-88	0-1	0-1	—	0-2	2015-16	1-0	0-1	—	1-1
1988-89	0-1	0-1	—	0-2	2016-17	1-0	1-0	—	2-0
1989-90	1-0	0-1	—	1-1	2017-18	0-1	1-0	—	1-1
1990-91	1-0	0-1	—	1-1	2018-19	0-1	1-0	—	1-1
1991-92	1-0	1-0	—	2-0	2019-20	0-1	—	—	0-1
1992-93	1-0	0-1	—	1-1	2020-21	1-0	0-1	—	1-1
1993-94	1-0	1-0	—	2-0	2021-22	1-0	0-1	—	1-1
1994-95	0-1	0-1	—	0-2	Total	36-35	21-48	0-2	57-85
1995-96	1-0	0-1	—	1-1					

MINNESOTA TIMBERWOLVES



2022-23 MEETINGS (ALL TIMES PACIFIC)				
DAY	DATE	OPPONENT	ARENA	TIME (NATL TV)
Sun	11/27/22	at Minnesota	Target Center	12:30 PM
Wed	2/1/23	at Minnesota	Target Center	5:00 PM
Sun	2/26/23	vs. Minnesota	Chase Center	4:30 PM (ESPN)
Sun	3/26/23	vs. Minnesota	Chase Center	5:30 PM (NBA TV)

CURRENT STREAKS VS. TIMBERWOLVES

Overall	Lost 1 (Won 4 of 7)
Last Win	January 27, 2022 (124-115)
Last Loss	March 1, 2022 (114-129)
Home	Won 11 (Won 14 of 15)
Last Home Win	January 27, 2022 (124-115)
Last Home Loss	April 5, 2016 (117-124 OT)
Road	Lost 6 (Lost 8 of 9)
Last Road Win	March 19, 2019 (117-107)
Last Road Loss	March 1, 2022 (114-129)

LAST 10 GAMES VS. TIMBERWOLVES				
DATE	H/A	W/L	SCORE	+/-
3/1/22	A	L	114-129	-15
1/27/22	H	W	124-115	+9
1/16/22	A	L	99-119	-20
11/10/21	H	W	123-110	+13
4/29/21	A	L	114-126	-12
1/27/21	H	W	123-111	+12
1/25/21	H	W	130-108	+22
1/2/20	A	L	84-99	-15
12/23/19	H	W	113-104	+9
11/8/19	A	L	119-125 OT	-6

WARRIORS VS. TIMBERWOLVES SERIES FACTS

Largest winning margin	41 vs. Minnesota, November 9, 2009 (146-105)
Largest losing margin	39 at Minnesota, February 23, 2001 (83-122)
Most points scored	146 vs. Minnesota, November 9, 2009 (146-105)*
Most points allowed	131 at Minnesota, March 29, 2019 (130-131 OT)
Fewest points scored	74 vs. Minnesota, April 9, 2004 (74-92)
Fewest points allowed	76 at Minnesota, December 11, 1999 (104-76)
Most points scored, Warriors (individual)	46, Stephen Curry, at Minnesota, November 12, 2015 (129-116)
Most points scored, Timberwolves (individual)	48, Anthony Edwards, vs. Minnesota, November 10, 2021 (123-110)

* Multiple occasions; most recent listed

WARRIORS YEARLY RESULTS VS. TIMBERWOLVES

SEASON	HOME	AWAY	NEUTRAL	TOTAL	SEASON	HOME	AWAY	NEUTRAL	TOTAL
1989-90	2-0	1-1	—	3-1	2006-07	2-0	0-1	—	2-1
1990-91	2-0	1-1	—	3-1	2007-08	1-1	2-0	—	3-1
1991-92	2-0	2-0	—	4-0	2008-09	1-1	1-1	—	2-2
1992-93	1-1	2-0	—	3-1	2009-10	1-0	2-0	—	3-0
1993-94	1-1	1-1	—	2-2	2010-11	2-0	1-1	—	3-1
1994-95	0-2	1-1	—	1-3	2011-12	0-1	2-0	—	2-1
1995-96	2-0	1-1	—	3-1	2012-13	2-0	2-0	—	4-0
1996-97	1-1	0-2	—	1-3	2013-14	1-1	1-0	—	2-1
1997-98	0-2	0-2	—	0-4	2014-15	2-0	2-0	—	4-0
1998-99	2-0	0-2	—	2-2	2015-16	0-1	2-0	—	2-1
1999-00	0-2	1-1	—	1-3	2016-17	2-0	1-1	—	3-1
2000-01	2-0	0-2	—	2-2	2017-18	2-0	0-1	—	2-1
2001-02	0-2	1-1	—	1-3	2018-19	2-0	1-1	—	3-1
2002-03	1-1	0-2	—	1-3	2019-20	1-0	0-2	—	1-2
2003-04	1-1	1-1	—	2-2	2020-21	2-0	0-1	—	2-1
2004-05	0-1	1-1	—	1-2	2021-22	2-0	0-2	—	2-2
2005-06	2-0	0-2	—	2-2	Total	42-19	30-32	—	72-51



2022-23 MEETINGS (ALL TIMES PACIFIC)				
DAY	DATE	OPPONENT	ARENA	TIME (NATL TV)
Fri	11/4/22	at New Orleans	Smoothie King Center	5:30 PM
Mon	11/21/22	at New Orleans	Smoothie King Center	5:00 PM (NBA TV)
Fri	3/3/23	vs. New Orleans	Chase Center	7:00 PM
Tue	3/28/23	vs. New Orleans	Chase Center	7:00 PM (TNT)

CURRENT STREAKS VS. PELICANS

Overall	Won 1 (Won 29 of 35)
Last Win	April 10, 2022 (128-107)
Last Loss	January 6, 2022 (96-101)
Home	Won 2 (Won 15 of 17)
Last Home Win	November 5, 2021 (126-85)
Last Home Loss	February 23, 2020 (101-115)
Road	Won 1 (Won 16 of 20)
Last Road Win	April 10, 2022 (128-107)
Last Road Loss	January 6, 2022 (96-101)

LAST 10 GAMES VS. PELICANS				
DATE	H/A	W/L	SCORE	+/-
4/10/22	A	W	128-107	+21
1/6/22	A	L	96-101	-5
11/5/21	H	W	126-85	+41
5/14/21	H	W	125-122	+3
5/4/21	A	L	103-108	-5
5/3/21	A	W	123-108	+15
2/23/20	H	L	101-115	-14
12/20/19	H	W	106-102	+4
11/17/19	A	L	100-108	-8
10/28/19	A	W	134-123	+11

WARRIORS VS. PELICANS SERIES FACTS

Largest winning margin	41 vs. New Orleans, November 5, 2021 (126-85)
Largest losing margin	18 at New Orleans, March 13, 2004 (84-102)
Most points scored	147 vs. New Orleans, January 16, 2019 (147-140)
Most points allowed	140 vs. New Orleans, January 16, 2019 (147-140)
Fewest points scored	81 at New Orleans, April 24, 2012 (81-83)
Fewest points allowed	72 at New Orleans, March 18, 2013 (93-72)
Most points scored, Warriors (individual)	53, Stephen Curry, at New Orleans, October 31, 2015 (134-120)
Most points scored, Pelicans (individual)	45, Anthony Davis, at New Orleans, October 28, 2016 (122-114)

WARRIORS YEARLY RESULTS VS. PELICANS

SEASON	HOME	AWAY	NEUTRAL	TOTAL	SEASON	HOME	AWAY	NEUTRAL	TOTAL
2002-03	1-0	0-1	—	1-1	2013-14	1-0	2-0	—	3-0
2003-04	0-1	0-1	—	0-2	2014-15	2-0	1-1	—	3-1
2004-05	2-0	0-2	—	2-2	2015-16	2-0	1-0	—	3-0
2005-06	1-1	0-1	—	1-2	2016-17	2-0	2-0	—	4-0
2006-07	2-0	1-1	—	3-1	2017-18	1-1	2-0	—	3-1
2007-08	0-1	1-1	—	1-2	2018-19	2-0	1-0	—	3-0
2008-09	1-1	1-1	—	2-2	2019-20	1-1	1-1	—	2-2
2009-10	1-1	0-2	—	1-3	2020-21	1-0	1-1	—	2-1
2010-11	1-1	1-0	—	2-1	2021-22	1-0	1-1	—	2-1
2011-12	0-2	1-0	—	1-2	Total	24-10	19-14	—	43-24
2012-13	2-0	2-0	—	4-0					

NEW YORK KNICKS



2022-23 MEETINGS (ALL TIMES PACIFIC)				
DAY	DATE	OPPONENT	ARENA	TIME (NATL TV)
Fri	11/18/22	vs. New York	Chase Center	7:00 PM (ESPN)
Tue	12/20/22	at New York	Madison Square Garden	4:30 PM (TNT)

CURRENT STREAKS VS. KNICKS

Overall	Lost 1 (Won 12 of 15)
Last Win	December 14, 2021 (105-96)
Last Loss	February 10, 2022 (114-116)
Home	Lost 3 (Had won 5)
Last Home Win	January 8, 2019 (122-95)
Last Home Loss	February 10, 2022 (114-116)
Road	Won 8 (Won 10 of 11)
Last Road Win	December 14, 2021 (105-96)
Last Road Loss	February 27, 2013 (105-109)

LAST 10 GAMES VS. KNICKS				
DATE	H/A	W/L	SCORE	+/-
2/10/22	H	L	114-116	-2
12/14/21	A	W	105-96	+9
2/23/21	A	W	114-106	+8
1/21/21	H	L	104-119	-15
12/11/19	H	L	122-124 OT	-2
1/8/19	H	W	122-95	+27
10/26/18	A	W	128-100	+28
2/26/18	A	W	125-111	+14
1/23/18	H	W	123-112	+11
3/5/17	A	W	112-105	+7

WARRIORS VS. KNICKS SERIES FACTS (WEST COAST ERA)

Largest winning margin	36 vs. New York, March 16, 2016 (121-85)*
Largest losing margin	30 vs. New York, January 9, 1970 (93-123)
Most points scored	144 vs. New York, February 10, 2009 (144-127)
Most points allowed	141 at New York, December 14, 1965 (137-141)
Fewest points scored	70 vs. New York, November 20, 2001 (70-94)
Fewest points allowed	63 vs. New York, March 11, 2013 (92-63)
Most points scored, Warriors (individual)	73, Wilt Chamberlain, at New York, November 16, 1962 (127-111)
Most points scored, Knicks (individual)	44, Patrick Ewing, vs. New York, November 29, 1989 (111-129)

* Multiple occasions; most recent listed

WARRIORS YEARLY RESULTS VS. KNICKS

SEASON	HOME	AWAY	NEUTRAL	TOTAL	SEASON	HOME	AWAY	NEUTRAL	TOTAL
Phila. Totals	41-25	29-42	16-8	86-75	1993-94	0-1	1-0	—	1-1
1962-63	3-1	3-1	—	6-2	1994-95	1-0	0-1	—	1-1
1963-64	3-1	3-0	2-0	8-1	1995-96	0-1	0-1	—	0-2
1964-65	2-2	1-3	0-2	3-7	1996-97	0-1	0-1	—	0-2
1965-66	2-3	2-1	1-1	5-5	1997-98	0-1	1-0	—	1-1
1966-67	2-1	1-3	1-1	4-5	1998-99	0-0	0-0	—	0-0
1967-68	2-2	0-3	—	2-5	1999-00	0-1	0-1	—	0-2
1968-69	1-2	0-3	—	1-5	2000-01	0-1	0-1	—	0-2
1969-70	0-3	1-2	—	1-5	2001-02	0-1	1-0	—	1-1
1970-71	1-1	0-2	1-0	2-3	2002-03	1-0	1-0	—	2-0
1971-72	0-1	1-2	1-0	2-3	2003-04	1-0	1-0	—	2-0
1972-73	1-1	1-1	—	2-2	2004-05	1-0	0-1	—	1-1
1973-74	0-2	1-1	—	1-3	2005-06	1-0	1-0	—	2-0
1974-75	2-0	1-1	—	3-1	2006-07	1-0	0-1	—	1-1
1975-76	2-0	2-0	—	4-0	2007-08	1-0	1-0	—	2-0
1976-77	0-2	1-1	—	1-3	2008-09	1-0	0-1	—	1-1
1977-78	2-0	0-2	—	2-2	2009-10	1-0	1-0	—	2-0
1978-79	2-0	1-1	—	3-1	2010-11	0-1	1-0	—	1-1
1979-80	0-1	0-1	—	0-2	2011-12	1-0	—	—	1-0
1980-81	1-0	1-0	—	2-0	2012-13	1-0	0-1	—	1-1
1981-82	1-0	0-1	—	1-1	2013-14	0-1	1-0	—	1-1
1982-83	1-0	0-1	—	1-1	2014-15	1-0	1-0	—	2-0
1983-84	1-0	0-1	—	1-1	2015-16	1-0	1-0	—	2-0
1984-85	1-0	0-1	—	1-1	2016-17	1-0	1-0	—	2-0
1985-86	1-0	0-1	—	1-1	2017-18	1-0	1-0	—	2-0
1986-87	1-0	1-0	—	2-0	2018-19	1-0	1-0	—	2-0
1987-88	0-1	0-1	—	0-2	2019-20	0-1	—	—	0-1
1988-89	1-0	1-0	—	2-0	2020-21	0-1	1-0	—	1-1
1989-90	0-1	0-1	—	0-2	2021-22	0-1	1-0	—	1-1
1990-91	1-0	1-0	—	2-0	West	50-39	41-45	6-4	97-88
1991-92	0-1	1-0	—	1-1	Total	91-64	70-87	22-12	183-163
1992-93	0-1	0-1	—	0-2					



2022-23 MEETINGS (ALL TIMES PACIFIC)				
DAY	DATE	OPPONENT	ARENA	TIME
Mon	1/30/23	at Oklahoma City	Paycom Center	5:00 PM
Mon	2/6/23	vs. Oklahoma City	Chase Center	7:00 PM
Tue	3/7/23	at Oklahoma City	Paycom Center	5:00 PM
Tue	4/4/23	vs. Oklahoma City	Chase Center	7:00 PM

CURRENT STREAKS VS. THUNDER

Overall	Won 6 (Had lost 3)
Last Win	February 7, 2022 (110-98)
Last Loss	November 25, 2019 (97-100)
Home	Won 3 (Won 12 of 15)
Last Home Win	October 30, 2022 (103-82)
Last Home Loss	November 25, 2019 (97-100)
Road	Won 3 (Won 8 of 11)
Last Road Win	February 7, 2022 (110-98)
Last Road Loss	November 9, 2019 (108-114)

LAST 10 GAMES VS. THUNDER				
DATE	H/A	W/L	SCORE	+/-
2/7/22	A	W	110-98	+12
10/30/21	H	W	103-82	+21
10/26/21	A	W	106-98	+8
5/8/21	H	W	136-97	+39
5/6/21	H	W	118-97	+21
4/14/21	A	W	147-109	+38
11/25/19	H	L	97-100	-3
11/9/19	A	L	108-114	-6
10/27/19	A	L	92-120	-28
3/16/19	A	W	110-88	+22

WARRIORS VS. THUNDER SERIES FACTS

Largest winning margin	39 vs. Oklahoma City, May 8, 2021 (136-97)
Largest losing margin	45 at Seattle, February 14, 1971 (101-146)
Most points scored	147 at Oklahoma City, April 14, 2021 (147-109)
Most points allowed	146 at Seattle, February 14, 1971 (101-146)*
Fewest points scored	71 at Seattle, February 9, 1999 (71-90)
Fewest points allowed	78 vs. Seattle, March 19, 1999 (90-78)
Most points scored, Warriors (individual)	51, Antawn Jamison, at Seattle, December 3, 2000 (102-118)
Most points scored, Thunder (individual)	58, Fred Brown, vs. Seattle, March 23, 1974 (137-139)

* Multiple occasions; most recent listed

WARRIORS YEARLY RESULTS VS. THUNDER

SEASON	HOME	AWAY	NEUTRAL	TOTAL	SEASON	HOME	AWAY	NEUTRAL	TOTAL
1967-68	4-0	3-1	—	7-1	1996-97	0-2	0-2	—	0-4
1968-69	2-2	2-1	—	4-3	1997-98	1-1	0-2	—	1-3
1969-70	2-1	1-3	—	3-4	1998-99	1-1	0-1	—	1-2
1970-71	3-0	0-3	—	3-3	1999-00	0-2	0-2	—	0-4
1971-72	3-0	1-2	—	4-2	2000-01	0-2	0-2	—	0-4
1972-73	2-1	2-2	—	4-3	2001-02	0-2	0-2	—	0-4
1973-74	2-1	1-2	—	3-3	2002-03	1-1	1-1	—	2-2
1974-75	2-2	2-1	—	4-3	2003-04	2-0	1-1	—	3-1
1975-76	3-0	1-3	—	4-3	2004-05	1-1	1-1	—	2-2
1976-77	1-1	0-2	—	1-3	2005-06	1-0	1-1	—	2-1
1977-78	2-0	0-2	—	2-2	2006-07	2-0	1-1	—	3-1
1978-79	2-0	1-1	—	3-1	2007-08	2-0	0-1	—	2-1
1979-80	0-3	0-3	—	0-6	2008-09	1-1	1-1	—	2-2
1980-81	2-1	1-2	—	3-3	2009-10	1-1	0-2	—	1-3
1981-82	0-3	1-2	—	1-5	2010-11	1-0	0-2	—	1-2
1982-83	2-1	1-2	—	3-3	2011-12	0-2	0-1	—	0-3
1983-84	3-0	1-2	—	4-2	2012-13	1-1	0-2	—	1-3
1984-85	2-1	1-2	—	3-3	2013-14	1-0	0-2	—	1-2
1985-86	2-1	0-3	—	2-4	2014-15	2-0	1-1	—	3-1
1986-87	1-2	3-0	—	4-2	2015-16	2-0	1-0	—	3-0
1987-88	1-2	0-3	—	1-5	2016-17	2-0	2-0	—	4-0
1988-89	1-2	1-2	—	2-4	2017-18	1-1	1-1	—	2-2
1989-90	2-1	0-2	—	2-3	2018-19	1-1	1-0	—	2-1
1990-91	1-1	2-0	—	3-1	2019-20	0-1	0-2	—	0-3
1991-92	2-0	1-2	—	3-2	2020-21	2-0	1-0	—	3-0
1992-93	1-2	0-2	—	1-4	2021-22	1-0	2-0	—	3-0
1993-94	1-1	0-3	—	1-4	vs. Okla. City	16-8	10-14	—	26-22
1994-95	0-3	1-1	—	1-4	Total	76-54	42-87	—	118-141
1995-96	0-2	0-2	—	0-4					

ORLANDO MAGIC



2022-23 MEETINGS (ALL TIMES PACIFIC)				
DAY	DATE	OPPONENT	ARENA	TIME
Thu	11/3/22	at Orlando	Amway Center	4:00 PM
Sat	1/7/23	vs. Orlando	Chase Center	5:30 PM

CURRENT STREAKS VS. MAGIC

Overall	Lost 1 (Won 14 of 18)
Last Win	December 6, 2021 (126-95)
Last Loss	March 22, 2022 (120-124)
Home	Won 9 (Won 10 of 12)
Last Home Win	December 6, 2021 (126-95)
Last Home Loss	December 3, 2012 (94-102)
Road	Lost 4 (Had won 5)
Last Road Win	December 1, 2017 (133-112)
Last Road Loss	March 22, 2022 (120-124)

LAST 10 GAMES VS. MAGIC				
DATE	H/A	W/L	SCORE	+/-
3/22/22	A	L	90-94	-4
12/6/21	H	W	126-95	+31
2/19/21	A	L	120-124	-4
2/11/21	H	W	111-105	+6
1/18/20	H	W	109-95	+14
12/1/19	A	L	96-100	-4
2/28/19	A	L	96-103	-7
11/26/18	H	W	116-110	+6
12/1/17	A	W	133-112	+21
11/13/17	H	W	110-100	+10

WARRIORS VS. MAGIC SERIES FACTS

Largest winning margin	43 vs. Orlando, November 16, 2002 (135-92)
Largest losing margin	34 at Orlando, March 26, 1995 (98-132)
Most points scored	138 vs. Orlando, January 13, 1990 (138-127)
Most points allowed	132 at Orlando, March 26, 1995 (98-132)
Fewest points scored	74 vs. Orlando, March 13, 1999 (74-87)
Fewest points allowed	81 at Orlando, December 31, 2013 (94-81)
Most points scored, Warriors (individual)	51, Stephen Curry, at Orlando, February 25, 2016 (130-114)
Most points scored, Magic (individual)	49, Terry Catledge, vs. Orlando, January 13, 1990 (138-127)

WARRIORS YEARLY RESULTS VS. MAGIC

SEASON	HOME	AWAY	NEUTRAL	TOTAL	SEASON	HOME	AWAY	NEUTRAL	TOTAL
1989-90	1-0	1-0	—	2-0	2006-07	0-1	1-0	—	1-1
1990-91	1-1	1-1	—	2-2	2007-08	0-1	1-0	—	1-1
1991-92	1-0	1-0	—	2-0	2008-09	0-1	0-1	—	0-2
1992-93	1-0	0-1	—	1-1	2009-10	0-1	0-1	—	0-2
1993-94	1-0	0-1	—	1-1	2010-11	1-0	0-1	—	1-1
1994-95	0-1	0-1	—	0-2	2011-12	0-1	—	—	0-1
1995-96	0-1	0-1	—	0-2	2012-13	0-1	0-1	—	0-2
1996-97	1-0	0-1	—	1-1	2013-14	1-0	1-0	—	2-0
1997-98	1-0	0-1	—	1-1	2014-15	1-0	1-0	—	2-0
1998-99	0-1	—	—	0-1	2015-16	1-0	1-0	—	2-0
1999-00	1-0	0-1	—	1-1	2016-17	1-0	1-0	—	2-0
2000-01	0-1	0-1	—	0-2	2017-18	1-0	1-0	—	2-0
2001-02	0-1	0-1	—	0-2	2018-19	1-0	0-1	—	1-1
2002-03	1-0	0-1	—	1-1	2019-20	1-0	0-1	—	1-1
2003-04	1-0	0-1	—	1-1	2020-21	1-0	0-1	—	1-1
2004-05	0-1	1-0	—	1-1	2021-22	1-0	0-1	—	1-1
2005-06	1-0	0-1	—	1-1	Total	21-13	11-21	—	32-34



2022-23 MEETINGS (ALL TIMES PACIFIC)				
DAY	DATE	OPPONENT	ARENA	TIME (NATL TV)
Fri	12/16/22	at Philadelphia	Wells Fargo Center	4:30 PM (ESPN)
Fri	3/24/23	vs. Philadelphia	Chase Center	7:00 PM (NBA TV)

CURRENT STREAKS VS. 76ERS

Overall **Lost 1 (Won 14 of 18)**
 Last Win November 24, 2021 (116-96)
 Last Loss..... December 11, 2021 (93-102)
Home **Won 1 (Won 8 of 10)**
 Last Home Win November 24, 2021 (116-96)
 Last Home Loss March 23, 2021 (98-108)
Road **Lost 1 (Won 7 of 9)**
 Last Road Win April 19, 2021 (107-96)
 Last Road Loss..... December 11, 2021 (93-102)

LAST 10 GAMES VS. 76ERS				
DATE	H/A	W/L	SCORE	+/-
12/11/21	A	L	93-102	-9
11/24/21	H	W	116-96	+20
4/19/21	A	W	107-96	+11
3/23/21	H	L	98-108	-10
3/7/20	H	W	118-114	+4
1/28/20	A	L	104-115	-11
3/2/19	A	W	120-117	+3
1/31/19	H	L	104-113	-9
11/18/17	A	W	124-116	+8
11/11/17	H	W	135-114	+21

WARRIORS VS. 76ERS SERIES FACTS (WEST COAST ERA)

Largest winning margin 43 vs. Philadelphia, February 10, 2014 (123-80)
 Largest losing margin 46 at Philadelphia, December 14, 1968 (91-137)
 Most points scored 148 at Syracuse, March 10, 1963 (148-163)
 Most points allowed..... 163 at Syracuse, March 10, 1963 (148-163)
 Fewest points scored 71 at Philadelphia, March 30, 2004 (71-95)
 Fewest points allowed 79 vs. Philadelphia, January 9, 1973 (111-79)
 Most points scored, Warriors (individual) 70, Wilt Chamberlain, at Syracuse, March 10, 1963 (148-163)
 Most points scored, 76ers (individual) 62, Wilt Chamberlain, at Philadelphia, March 3, 1966 (125-135)

WARRIORS YEARLY RESULTS VS. 76ERS

SEASON	HOME	AWAY	NEUTRAL	TOTAL	SEASON	HOME	AWAY	NEUTRAL	TOTAL
Phila. Totals	34-15	14-45	15-14	63-74	1993-94	0-1	1-0	—	1-1
1962-63	1-3	1-2	1-0	3-5	1994-95	1-0	0-1	—	1-1
1963-64	2-2	2-2	—	4-4	1995-96	1-0	1-0	—	2-0
1964-65	2-2	2-2	0-2	4-6	1996-97	1-0	1-0	—	2-0
1965-66	1-4	0-3	1-1	2-8	1997-98	0-1	0-1	—	0-2
1966-67	2-3	0-3	0-1	2-7	1998-99	0-0	0-0	—	0-0
1967-68	2-1	1-3	—	3-4	1999-00	0-1	0-1	—	0-2
1968-69	2-1	2-1	—	4-2	2000-01	0-1	0-1	—	0-2
1969-70	0-3	0-2	0-1	0-6	2001-02	1-0	0-1	—	1-1
1970-71	0-2	2-1	—	2-3	2002-03	1-0	1-0	—	2-0
1971-72	2-1	2-0	—	4-1	2003-04	1-0	0-1	—	1-1
1972-73	2-0	1-0	1-0	4-0	2004-05	0-1	1-0	—	1-1
1973-74	1-1	1-0	1-0	3-1	2005-06	1-0	0-1	—	1-1
1974-75	1-1	2-0	—	3-1	2006-07	1-0	1-0	—	2-0
1975-76	2-0	1-1	—	3-1	2007-08	1-0	1-0	—	2-0
1976-77	1-1	2-0	—	3-1	2008-09	1-0	0-1	—	1-1
1977-78	1-1	0-2	—	1-3	2009-10	0-1	0-1	—	0-2
1978-79	1-1	2-0	—	3-1	2010-11	1-0	0-1	—	1-1
1979-80	0-1	0-1	—	0-2	2011-12	0-1	0-1	—	0-2
1980-81	0-1	0-1	—	0-2	2012-13	1-0	0-1	—	1-1
1981-82	0-1	0-1	—	0-2	2013-14	1-0	1-0	—	2-0
1982-83	0-1	0-1	—	0-2	2014-15	1-0	1-0	—	2-0
1983-84	1-0	0-1	—	1-1	2015-16	1-0	1-0	—	2-0
1984-85	0-1	0-1	—	0-2	2016-17	1-0	1-0	—	2-0
1985-86	1-0	0-1	—	1-1	2017-18	1-0	1-0	—	2-0
1986-87	1-0	0-1	—	1-1	2018-19	0-1	1-0	—	1-1
1987-88	1-0	0-1	—	1-1	2019-20	1-0	0-1	—	1-1
1988-89	1-0	0-1	—	1-1	2020-21	0-1	1-0	—	1-1
1989-90	0-1	1-0	—	1-1	2021-22	1-0	0-1	—	1-1
1990-91	1-0	1-0	—	2-0	West	50-42	37-48	4-5	91-95
1991-92	1-0	0-1	—	1-1	Total	84-57	51-93	19-19	154-169
1992-93	1-0	0-1	—	1-1					

PHOENIX SUNS



2022-23 MEETINGS (ALL TIMES PACIFIC)

DAY	DATE	OPPONENT	ARENA	TIME (NATL TV)
Tue	10/25/22	at Phoenix	Footprint Center	7:00 PM (TNT)
Wed	11/16/22	at Phoenix	Footprint Center	7:00 PM (ESPN)
Tue	1/10/23	vs. Phoenix	Chase Center	7:00 PM (TNT)
Mon	3/13/23	vs. Phoenix	Chase Center	7:00 PM (ESPN)

CURRENT STREAKS VS. SUNS

Overall	Lost 1 (Won 23 of 30)
Last Win	December 25, 2021 (116-107)
Last Loss	March 30, 2022 (103-107)
Home	Lost 1 (Won 17 of 20)
Last Home Win	December 3, 2021 (118-96)
Last Home Loss	March 30, 2022 (103-107)
Road	Won 1 (Lost 4 of 6)
Last Road Win	February 29, 2020 (115-99)
Last Road Loss	November 30, 2021 (96-104)

LAST 10 GAMES VS. SUNS

DATE	H/A	W/L	SCORE	+/-
3/30/22	H	L	103-107	-4
12/25/21	A	W	116-107	+9
12/3/21	H	W	118-96	+22
11/30/21	A	L	96-104	-8
5/11/21	H	W	122-116	+6
3/4/21	A	L	98-120	-22
1/28/21	A	L	93-114	-21
2/29/20	A	W	115-99	+16
2/12/20	A	L	106-112	-6
12/27/19	H	W	105-96	+9

WARRIORS VS. SUNS SERIES FACTS

Largest winning margin	46 vs. Phoenix, February 12, 2018 (129-83)
Largest losing margin	38 at Phoenix, November 11, 1988 (103-141)
Most points scored	139 at Phoenix, February 17, 1995 (139-128, OT)
Most points allowed	154 vs. Phoenix, March 15, 2009 (130-154)*
Fewest points scored	69 vs. Phoenix, January 20, 1998 (69-87)
Fewest points allowed	80 at Phoenix, March 9, 2015 (98-80)*
Most points scored, Warriors (individual)	51, Phil Smith, vs. Phoenix, January 8, 1976 (129-113)
Most points scored, Suns (individual)	56, Tom Chambers, vs. Phoenix, February 18, 1990 (113-131)

* Multiple occasions; most recent listed

WARRIORS YEARLY RESULTS VS. SUNS

SEASON	HOME	AWAY	NEUTRAL	TOTAL	SEASON	HOME	AWAY	NEUTRAL	TOTAL
1968-69	2-1	2-1	—	4-2	1996-97	0-2	0-2	—	0-4
1969-70	2-1	1-2	—	3-3	1997-98	0-2	0-2	—	0-4
1970-71	0-2	2-1	—	2-3	1998-99	1-0	0-2	—	1-2
1971-72	2-1	0-2	—	2-3	1999-00	0-2	0-2	—	0-4
1972-73	1-2	1-2	—	2-4	2000-01	1-1	1-1	—	2-2
1973-74	3-0	2-2	—	5-2	2001-02	0-2	0-2	—	0-4
1974-75	3-1	2-2	—	5-3	2002-03	2-0	0-2	—	2-2
1975-76	3-0	1-2	—	4-2	2003-04	1-1	1-1	—	2-2
1976-77	2-0	2-0	—	4-0	2004-05	1-1	1-1	—	2-2
1977-78	2-0	0-2	—	2-2	2005-06	1-1	0-2	—	1-3
1978-79	0-2	1-1	—	1-3	2006-07	1-1	0-2	—	1-3
1979-80	1-2	1-2	—	2-4	2007-08	2-0	0-2	—	2-2
1980-81	2-1	0-3	—	2-4	2008-09	1-1	0-2	—	1-3
1981-82	3-0	1-2	—	4-2	2009-10	1-1	0-2	—	1-3
1982-83	1-2	1-2	—	2-4	2010-11	0-2	0-2	—	0-4
1983-84	1-2	0-3	—	1-5	2011-12	1-0	1-1	—	2-1
1984-85	1-2	1-2	—	2-4	2012-13	2-0	2-0	—	4-0
1985-86	2-1	0-3	—	2-4	2013-14	2-0	0-2	—	2-2
1986-87	0-3	1-2	—	1-5	2014-15	2-0	1-1	—	3-1
1987-88	2-1	0-3	—	2-4	2015-16	2-0	2-0	—	4-0
1988-89	2-1	0-3	—	2-4	2016-17	2-0	2-0	—	4-0
1989-90	0-2	0-3	—	0-5	2017-18	2-0	2-0	—	4-0
1990-91	1-1	0-2	—	1-3	2018-19	1-1	2-0	—	3-1
1991-92	3-0	0-2	—	3-2	2019-20	1-1	1-1	—	2-2
1992-93	1-1	0-3	—	1-4	2020-21	1-0	0-2	—	1-2
1993-94	2-1	0-2	—	2-3	2021-22	1-1	1-1	—	2-2
1994-95	1-1	2-1	—	3-2	Total	73-52	38-92	—	111-144
1995-96	1-1	0-2	—	1-3					



DAY	DATE	OPPONENT	ARENA	TIME (NATL TV)
Fri	12/30/22	vs. Portland	Chase Center	7:00 PM (NBA TV)
Wed	2/8/23	at Portland	Moda Center	7:00 PM
Tue	2/28/23	vs. Portland	Chase Center	7:00 PM
Sun	4/9/23	at Portland	Moda Center	12:30 PM

CURRENT STREAKS VS. TRAIL BLAZERS

Overall	Won 3 (Won 4 of 5)
Last Win	February 24, 2022 (132-95)
Last Loss	March 3, 2021 (106-108)
Home	Won 3 (Won 12 of 14)
Last Home Win	December 8, 2021 (104-94)
Last Home Loss	January 1, 2021 (98-123)
Road	Won 1 (Had lost 4)
Last Road Win	February 24, 2022 (132-95)
Last Road Loss	March 3, 2021 (106-108)

DATE	H/A	W/L	SCORE	+/-
2/24/22	A	W	132-95	+37
12/8/21	H	W	104-94	+10
11/26/21	H	W	118-103	+15
3/3/21	A	L	106-108	-2
1/3/21	H	W	137-122	+15
1/1/21	H	L	98-123	-25
1/20/20	A	L	124-129 OT	-5
12/18/19	A	L	112-122	-11
11/4/19	H	W	127-118	+9
2/13/19	A	L	107-129	-22

WARRIORS VS. TRAIL BLAZERS SERIES FACTS

Largest winning margin	45 vs. Portland, December 17, 2016 (135-90)
Largest losing margin	45 at Portland, December 22, 1987 (91-136)
Most points scored	151 vs. Portland, March 21, 1989 (151-127)
Most points allowed	147 at Portland, April 15, 1988 (113-147)
Fewest points scored	72 at Portland, March 23, 1999 (72-79)
Fewest points allowed	70 vs. Portland, December 1, 1996 (98-70)
Most points scored, Warriors (individual)	64, Rick Barry, vs. Portland, March 26, 1974 (143-120)
Most points scored, Trail Blazers (individual)	61, Damian Lillard, at Portland, January 20, 2020 (124-129)

WARRIORS YEARLY RESULTS VS. TRAIL BLAZERS

SEASON	HOME	AWAY	NEUTRAL	TOTAL	SEASON	HOME	AWAY	NEUTRAL	TOTAL
1970-71	1-0	1-1	1-0	3-1	1997-98	0-2	1-1	—	1-3
1971-72	3-0	1-2	—	4-2	1998-99	2-0	0-2	—	2-2
1972-73	3-0	2-1	—	5-1	1999-00	0-2	0-2	—	0-4
1973-74	3-1	0-3	—	3-4	2000-01	0-2	0-2	—	0-4
1974-75	3-1	2-2	—	5-3	2001-02	2-0	0-2	—	2-2
1975-76	2-1	2-1	—	4-2	2002-03	0-2	0-2	—	0-4
1976-77	1-1	0-2	—	1-3	2003-04	1-1	1-1	—	2-2
1977-78	1-1	0-2	—	1-3	2004-05	1-1	1-1	—	2-2
1978-79	2-0	0-2	—	2-2	2005-06	2-0	2-0	—	4-0
1979-80	2-1	0-3	—	2-4	2006-07	1-0	1-1	—	2-1
1980-81	2-1	0-3	—	2-4	2007-08	2-0	0-2	—	2-2
1981-82	1-2	1-2	—	2-4	2008-09	2-0	0-1	—	2-1
1982-83	2-1	0-3	—	2-4	2009-10	1-1	1-1	—	2-2
1983-84	2-1	0-3	—	2-4	2010-11	2-0	1-1	—	3-1
1984-85	2-1	0-3	—	2-4	2011-12	1-1	0-2	—	1-3
1985-86	1-2	0-3	—	1-5	2012-13	2-0	1-0	—	3-0
1986-87	3-0	1-2	—	4-2	2013-14	1-1	1-1	—	2-2
1987-88	1-2	0-3	—	1-5	2014-15	1-0	2-0	—	3-0
1988-89	2-1	0-3	—	2-4	2015-16	2-0	1-1	—	3-1
1989-90	1-1	1-1	—	2-2	2016-17	2-0	2-0	—	4-0
1990-91	2-0	0-3	—	2-3	2017-18	1-0	0-2	—	1-2
1991-92	1-2	1-1	—	2-3	2018-19	1-1	1-1	—	2-2
1992-93	0-2	0-3	—	0-5	2019-20	1-0	0-2	—	1-2
1993-94	2-1	1-1	—	3-2	2020-21	1-1	0-1	—	1-2
1994-95	1-1	0-3	—	1-4	2021-22	2-0	1-0	—	3-0
1995-96	0-2	1-1	—	1-3	Total	75-42	33-87	1-0	109-129
1996-97	1-1	1-1	—	2-2					

SACRAMENTO KINGS



2022-23 MEETINGS (ALL TIMES PACIFIC)

DAY	DATE	OPPONENT	ARENA	TIME
Sun	10/23/22	vs. Sacramento	Chase Center	5:30 PM
Mon	11/7/22	vs. Sacramento	Chase Center	7:00 PM
Sun	11/13/22	at Sacramento	Golden 1 Center	6:00 PM
Fri	4/7/23	at Sacramento	Golden 1 Center	7:00 PM

CURRENT STREAKS VS. KINGS

Overall	Won 5 (Won 27 of 34)
Last Win	April 3, 2022 (109-90)
Last Loss	March 25, 2021 (119-141)
Home	Won 4 (Won 14 of 18)
Last Home Win	February 3, 2022 (117-113)
Last Home Loss	February 25, 2020 (94-112)
Road	Won 2 (Won 13 of 16)
Last Road Win	April 3, 2022 (109-90)
Last Road Loss	March 25, 2021 (119-141)

LAST 10 GAMES VS. KINGS

DATE	H/A	W/L	SCORE	+/-
4/3/22	A	W	109-90	+19
2/3/22	H	W	126-114	+12
12/20/21	H	W	113-98	+15
10/24/21	A	W	119-107	+12
4/25/21	H	W	117-113	+4
3/25/21	A	L	119-141	-22
1/4/21	H	W	137-106	+31
2/25/20	H	L	94-112	-18
1/6/20	A	L	98-111	-13
12/15/19	H	L	79-100	-21

WARRIORS VS. KINGS SERIES FACTS (WEST COAST ERA)

Largest winning margin	62 vs. Sacramento, November 2, 1991 (153-91)
Largest losing margin	31 at Sacramento, November 8, 2000 (84-115)
Most points scored	155 vs. Sacramento, March 4, 1989 (155-143)
Most points allowed	148 at Cincinnati, January 16, 1968 (121-148)
Fewest points scored	77 at Sacramento, February 21, 2006 (77-102)
Fewest points allowed	69 vs. Sacramento, April 4, 2014 (102-69)
Most points scored, Warriors (individual)	62, Wilt Chamberlain, at Cincinnati, November 15, 1964 (122-106)
Most points scored, Kings (individual)	50, Kevin Martin, vs. Sacramento, April 1, 2009 (143-141)

WARRIORS YEARLY RESULTS VS. KINGS

SEASON	HOME	AWAY	NEUTRAL	TOTAL	SEASON	HOME	AWAY	NEUTRAL	TOTAL
Phila. Totals	25-16	19-31	13-5	57-52	1992-93	1-1	3-0	—	4-1
1962-63	2-2	0-4	1-0	3-6	1993-94	3-0	1-1	—	4-1
1963-64	2-2	2-1	0-2	4-5	1994-95	0-2	0-3	—	0-5
1964-65	1-4	1-4	—	2-8	1995-96	1-1	0-2	—	1-3
1965-66	3-1	1-2	1-2	5-5	1996-97	1-1	0-2	—	1-3
1966-67	2-3	1-2	1-0	4-5	1997-98	1-1	1-1	—	2-2
1967-68	3-1	0-3	—	3-4	1998-99	1-1	0-1	—	1-2
1968-69	1-2	1-1	1-0	3-3	1999-00	1-1	0-2	—	1-3
1969-70	1-2	3-0	—	4-2	2000-01	0-2	0-2	—	0-4
1970-71	2-1	1-0	0-1	3-2	2001-02	0-2	0-2	—	0-4
1971-72	2-0	1-2	—	3-2	2002-03	0-2	0-2	—	0-4
1972-73	3-0	1-2	—	4-2	2003-04	2-0	0-2	—	2-2
1973-74	2-1	1-2	—	3-3	2004-05	1-1	2-0	—	3-1
1974-75	2-0	0-2	—	2-2	2005-06	1-1	1-1	—	2-2
1975-76	2-0	2-1	—	4-1	2006-07	2-0	1-1	—	3-1
1976-77	1-1	0-2	—	1-3	2007-08	2-0	1-1	—	3-1
1977-78	1-1	2-0	—	3-1	2008-09	1-1	1-1	—	2-2
1978-79	1-1	1-1	—	2-2	2009-10	2-0	0-2	—	2-2
1979-80	2-1	1-2	—	3-3	2010-11	1-1	1-1	—	2-2
1980-81	2-0	3-0	—	5-0	2011-12	2-0	1-1	—	3-1
1981-82	2-1	1-1	—	3-2	2012-13	1-1	0-2	—	1-3
1982-83	0-2	1-2	—	1-4	2013-14	2-0	2-0	—	4-0
1983-84	3-0	1-1	—	4-1	2014-15	2-0	2-0	—	4-0
1984-85	2-0	0-3	—	2-3	2015-16	2-0	2-0	—	4-0
1985-86	2-1	0-2	—	2-3	2016-17	2-0	1-1	—	3-1
1986-87	2-0	2-1	—	4-1	2017-18	0-2	2-0	—	2-2
1987-88	2-1	0-2	—	2-3	2018-19	2-0	2-0	—	4-0
1988-89	1-1	1-2	—	2-3	2019-20	0-2	0-1	—	0-3
1989-90	2-1	1-1	—	3-2	2020-21	2-0	0-1	—	2-1
1989-90	2-1	1-1	—	3-2	2021-22	2-0	2-0	—	4-0
1990-91	2-0	0-3	—	2-3	West	93-53	58-82	4-5	155-140
1991-92	2-0	3-0	—	5-0	Total	118-69	77-113	17-10	212-192



2022-23 MEETINGS (ALL TIMES PACIFIC)				
DAY	DATE	OPPONENT	ARENA	TIME (NATL TV)
Mon	11/14/22	vs. San Antonio	Chase Center	7:00 PM
Fri	3/31/23	vs. San Antonio	Chase Center	7:00 PM
Fri	1/13/23	at San Antonio	Alamodome	4:30 PM (ESPN)

CURRENT STREAKS VS. SPURS

Overall **Won 1 (Won 3 of 5)**
 Last Win April 9, 2022 (100-94)
 Last Loss March 20, 2022 (108-110)
Home **Lost 2 (Lost 3 of 4)**
 Last Home Win January 20, 2021 (121-99)
 Last Home Loss March 20, 2022 (108-110)
Road **Won 3 (Lost 39 of 45)**
 Last Road Win April 9, 2022 (100-94)
 Last Road Loss February 8, 2021 (100-105)

LAST 10 GAMES VS. SPURS				
DATE	H/A	W/L	SCORE	+/-
4/9/22	A	W	100-94	+6
3/20/22	H	L	108-110	-2
2/1/22	A	W	124-120	+4
12/4/21	H	L	107-112	-5
2/9/21	A	W	114-91	+23
2/8/21	A	L	100-105	-5
1/20/21	H	W	121-99	+22
12/31/19	A	L	113-117 OT	-4
11/1/19	H	L	110-127	-17
3/18/19	A	L	105-111	-6

WARRIORS VS. SPURS SERIES FACTS

Largest winning margin 39 vs. San Antonio, February 6, 2019 (141-102)
 Largest losing margin 45 at San Antonio, January 8, 1985 (94-139)
 Most points scored 154 vs. San Antonio, January 7, 1984 (154-133)
 Most points allowed 147 at San Antonio, March 19, 2010 (116-147)
 Fewest points scored 71 at San Antonio, November 10, 2004 (71-91)
 Fewest points allowed 76 at San Antonio, November 8, 2014 (74-76)
 Most points scored, Warriors (individual) 57, Purvis Short, vs. San Antonio, January 7, 1984 (154-133)
 Most points scored, Spurs (individual) 47, George Gervin, at San Antonio, November 13, 1979 (127-131, OT)

WARRIORS YEARLY RESULTS VS. SPURS

SEASON	HOME	AWAY	NEUTRAL	TOTAL	SEASON	HOME	AWAY	NEUTRAL	TOTAL
1976-77	2-0	0-2	—	2-2	2000-01	0-2	0-2	—	0-4
1977-78	1-1	2-0	—	3-1	2001-02	0-2	0-2	—	0-4
1978-79	0-2	1-1	—	1-3	2002-03	1-1	0-2	—	1-3
1979-80	0-1	0-1	—	0-2	2003-04	2-0	0-2	—	2-2
1980-81	1-1	0-3	—	1-4	2004-05	0-1	0-2	—	0-3
1981-82	2-1	1-1	—	3-2	2005-06	0-2	0-2	—	0-4
1982-83	1-1	0-3	—	1-4	2006-07	1-1	0-2	—	1-3
1983-84	3-0	0-2	—	3-2	2007-08	2-0	0-1	—	2-1
1984-85	1-1	0-3	—	1-4	2008-09	0-2	0-2	—	0-4
1985-86	2-1	0-2	—	2-3	2009-10	0-1	0-2	—	0-3
1986-87	2-0	2-1	—	4-1	2010-11	0-2	0-2	—	0-4
1987-88	2-1	1-1	—	3-2	2011-12	0-2	0-1	—	0-3
1988-89	1-1	2-0	—	3-1	2012-13	2-0	0-2	—	2-2
1989-90	1-1	0-2	—	1-3	2013-14	0-2	0-2	—	0-4
1990-91	1-1	1-1	—	2-2	2014-15	1-1	0-1	—	1-2
1991-92	1-1	1-1	—	2-2	2015-16	2-0	1-1	—	3-1
1992-93	1-1	2-0	—	3-1	2016-17	0-1	1-1	—	1-2
1993-94	1-1	1-1	—	2-2	2017-18	2-0	1-1	—	3-1
1994-95	0-2	1-1	—	1-3	2018-19	1-0	0-2	—	1-2
1995-96	1-1	0-2	—	1-3	2019-20	0-1	0-1	—	0-2
1996-97	2-0	2-0	—	4-0	2020-21	1-0	1-1	—	2-1
1997-98	1-1	0-2	—	1-3	2021-22	0-2	2-0	—	2-2
1998-99	0-2	0-1	—	0-3	Total	42-47	23-67	—	65-114
1999-00	0-2	0-2	—	0-4					

TORONTO RAPTORS



2022-23 MEETINGS (ALL TIMES PACIFIC)				
DAY	DATE	OPPONENT	ARENA	TIME
Sun	12/18/22	at Toronto	Scotiabank Arena	3:00 PM
Fri	1/27/23	vs. Toronto	Chase Center	7:00 PM (NBATV)

CURRENT STREAKS VS. RAPTORS

Overall	Lost 1 (Won 10 of 15)
Last Win	November 21, 2021 (119-104)
Last Loss	December 18, 2021 (100-119)
Home	Won 2 (Won 15 of 17)
Last Home Win	November 21, 2021 (119-104)
Last Home Loss	March 5, 2020 (113-121)
Road	Lost 3 (Had won 4)
Last Road Win	January 13, 2018 (127-125)
Last Road Loss	December 18, 2021 (100-119)

LAST 10 GAMES VS. RAPTORS				
DATE	H/A	W/L	SCORE	+/-
12/18/21	A	L	100-119	-19
11/21/21	H	W	119-104	+15
4/2/21	A	L	77-130	-53
1/10/21	H	W	106-105	+1
3/5/20	H	L	113-121	-8
12/12/18	H	L	93-113	-20
11/29/18	A	L	128-131 OT	-3
1/13/18	A	W	127-125	+2
10/25/17	H	W	117-112	+5
12/28/16	H	W	121-111	+10

WARRIORS VS. RAPTORS SERIES FACTS

Largest winning margin	38 vs. Toronto, March 25, 2011 (138-100)
Largest losing margin	53 at Toronto, April 2, 2021 (77-130)
Most points scored	138 vs. Toronto, March 25, 2011 (138-100)
Most points allowed	131 at Toronto, November 29, 2018 (128-131 ot)
Fewest points scored	75 at Toronto, March 4, 2012 (75-83)
Fewest points allowed	78 at Toronto, March 31, 2004 (85-85)
Most points scored, Warriors (individual)	51, Kevin Durant, at Toronto, November 29, 2018 (128-131 OT)
Most points scored, Raptors (individual)	42, DeMar DeRozan, at Toronto, January 13, 2018 (127-125)*

WARRIORS YEARLY RESULTS VS. RAPTORS

SEASON	HOME	AWAY	NEUTRAL	TOTAL	SEASON	HOME	AWAY	NEUTRAL	TOTAL
1995-96	1-0	0-1	—	1-1	2009-10	1-0	1-0	—	2-0
1996-97	1-0	1-0	—	2-0	2010-11	1-0	1-0	—	2-0
1997-98	0-1	0-1	—	0-2	2011-12	—	0-1	—	0-1
1998-99	0-0	0-0	—	0-0	2012-13	1-0	1-0	—	2-0
1999-00	0-1	0-1	—	0-2	2013-14	1-0	0-1	—	1-1
2000-01	0-1	0-1	—	0-2	2014-15	1-0	1-0	—	2-0
2001-02	0-1	0-1	—	0-2	2015-16	1-0	1-0	—	2-0
2002-03	1-0	1-0	—	2-0	2016-17	1-0	1-0	—	2-0
2003-04	0-1	1-0	—	1-1	2017-18	1-0	1-0	—	2-0
2004-05	1-0	0-1	—	1-1	2018-19	0-1	0-1	—	0-2
2005-06	1-0	1-0	—	2-0	2019-20	0-1	—	—	0-1
2006-07	1-0	0-1	—	1-1	2020-21	1-0	0-1	—	1-1
2007-08	1-0	1-0	—	2-0	2021-22	1-0	0-1	—	1-1
2008-09	1-0	0-1	—	1-1	Total	18-7	12-13	—	30-20



2022-23 MEETINGS (ALL TIMES PACIFIC)				
DAY	DATE	OPPONENT	ARENA	TIME (NATL TV)
Fri	11/25/22	vs. Utah	Chase Center	7:00 PM
Wed	12/7/22	at Utah	Vivint Arena	6:00 PM
Wed	12/28/22	vs. Utah	Chase Center	7:00 PM

CURRENT STREAKS VS. JAZZ

Overall	Won 1 (Won 5 of 6)
Last Win	April 2, 2022 (111-107)
Last Loss	February 9, 2022 (85-111)
Home	Won 4 (Won 13 of 17)
Last Home Win	April 2, 2022 (111-107)
Last Home Loss	February 9, 2022 (85-111)
Road	Lost 1 (Lost 5 of 6)
Last Road Win	January 1, 2022 (123-116)
Last Road Loss	February 9, 2022 (85-111)

LAST 10 GAMES VS. JAZZ

DATE	H/A	W/L	SCORE	+/-
4/2/22	H	W	111-107	+4
2/9/22	A	L	85-111	-26
1/23/22	H	W	94-92	+2
1/1/22	A	W	123-116	+7
5/10/21	H	W	119-116	+3
3/14/21	H	W	131-119	+12
1/23/21	A	L	108-127	-19
1/22/20	H	L	96-129	-33
12/13/19	A	L	106-114	-8
11/22/19	A	L	109-113	-4

WARRIORS VS. JAZZ SERIES FACTS

Largest winning margin	46 vs. Utah, January 15, 1986 (150-104)
Largest losing margin	40 at Utah, April 10, 2018 (79-119)
Most points scored	150 vs. Utah, January 15, 1986 (150-104)
Most points allowed	138 at Utah, April 13, 1992 (99-138)
Fewest points scored	77 at Utah, March 10, 2004 (77-91)
Fewest points allowed	74 vs. Utah, December 20, 2016 (104-74)
Most points scored, Warriors (individual)	52, Joe Barry Carroll, vs. Utah, March 5, 1983 (127-121)
Most points scored, Jazz (individual)	56, Karl Malone, vs. Utah, April 7, 1998 (99-101)

* Multiple occasions; most recent listed

WARRIORS YEARLY RESULTS VS. JAZZ

SEASON	HOME	AWAY	NEUTRAL	TOTAL	SEASON	HOME	AWAY	NEUTRAL	TOTAL
1974-75	2-0	0-2	—	2-2	1999-00	0-2	0-2	—	0-4
1975-76	1-1	1-1	—	2-2	2000-01	1-1	0-2	—	1-3
1976-77	1-1	0-2	—	1-3	2001-02	0-2	0-2	—	0-4
1977-78	0-2	0-2	—	0-4	2002-03	2-0	0-2	—	2-2
1978-79	2-0	1-1	—	3-1	2003-04	2-0	0-2	—	2-2
1979-80	2-1	1-2	—	3-3	2004-05	1-1	1-0	—	2-1
1980-81	2-1	2-0	—	4-1	2005-06	0-2	1-1	—	1-3
1981-82	2-0	1-2	—	3-2	2006-07	2-0	0-2	—	2-2
1982-83	2-1	1-1	—	3-2	2007-08	0-1	0-2	—	0-3
1983-84	0-2	1-2	—	1-4	2008-09	1-1	1-1	—	2-2
1984-85	1-2	0-2	—	1-4	2009-10	0-2	0-1	—	0-3
1985-86	1-1	1-2	—	2-3	2010-11	2-0	1-1	—	3-1
1986-87	2-1	0-2	—	2-3	2011-12	1-1	0-2	—	1-3
1987-88	1-1	0-3	—	1-4	2012-13	0-1	1-1	—	1-2
1988-89	2-0	0-2	—	2-2	2013-14	2-0	2-0	—	4-0
1989-90	2-0	0-2	—	2-2	2014-15	2-0	1-1	—	3-1
1990-91	1-1	0-2	—	1-3	2015-16	2-0	2-0	—	4-0
1991-92	1-1	0-2	—	1-3	2016-17	1-1	1-0	—	2-1
1992-93	2-0	1-1	—	3-1	2017-18	1-1	0-2	—	1-3
1993-94	2-0	1-1	—	3-1	2018-19	1-0	1-1	—	2-1
1994-95	1-1	1-1	—	2-2	2019-20	0-2	0-2	—	0-4
1995-96	1-1	0-2	—	1-3	2020-21	2-0	0-1	—	2-1
1996-97	0-2	0-2	—	0-4	2021-22	2-0	1-1	—	3-1
1997-98	0-2	0-2	—	0-4	Total	56-42	25-72	—	81-114
1998-99	0-2	0-2	—	0-4					

WASHINGTON WIZARDS



2022-23 MEETINGS (ALL TIMES PACIFIC)				
DAY	DATE	OPPONENT	ARENA	TIME
Mon	1/16/23	at Washington	Capital One Arena	12:00 PM
Mon	2/13/23	vs. Washington	Chase Center	7:00 PM (NBA TV)

CURRENT STREAKS VS. WIZARDS

Overall	Lost 1 (Lost 4 of 5)
Last Win	March 14, 2022 (126-112)
Last Loss	March 27, 2022 (115-123)
Home	Won 1 (Won 6 of 8)
Last Home Win	March 14, 2022 (126-112)
Last Home Loss	April 9, 2021 (107-110)
Road	Lost 2 (Won 9 of 12)
Last Road Win	February 3, 2020 (125-117)
Last Road Loss	March 27, 2022 (115-123)

LAST 10 GAMES VS. WIZARDS					
DATE	H/A	W/L	SCORE	+/-	
3/27/22	A	L	115-123	-8	
3/14/22	H	W	126-112	+14	
4/21/21	A	L	114-118	-4	
4/9/21	H	L	107-110	-3	
3/1/20	H	L	110-124	-14	
2/3/20	A	W	125-117	+8	
1/24/19	A	W	126-118	+8	
10/24/18	H	W	144-122	+22	
2/28/18	A	W	109-101	+8	
10/27/17	H	W	120-117	+3	

WARRIORS VS. WIZARDS SERIES FACTS (WEST COAST ERA)

Largest winning margin	40 at Washington, November 22, 1975 (111-71)
Largest losing margin	35 at Baltimore, December 27, 1969 (112-147)
Most points scored	146 vs. Baltimore, January 24, 1967 (146-125)
Most points allowed	147 at Baltimore, December 27, 1969 (112-147)
Fewest points scored	79 at Washington, January 2, 2004 (79-97)
Fewest points allowed	71 at Washington, November 22, 1975 (111-71)
Most points scored, Warriors (individual)	56, Wilt Chamberlain, vs. Baltimore, December 1, 1964 (137-136, 20T)
Most points scored, Wizards (individual)	50, Tracy Murray, vs. Washington, February 10, 1998 (87-99)

WARRIORS YEARLY RESULTS VS. WIZARDS

SEASON	HOME	AWAY	NEUTRAL	TOTAL	SEASON	HOME	AWAY	NEUTRAL	TOTAL
Phila. Totals	3-0	4-0	3-0	10-0	1993-94	1-0	1-0	—	2-0
1962-63	3-2	3-1	0-1	6-4	1994-95	1-0	1-0	—	2-0
1963-64	4-1	3-2	—	7-3	1995-96	1-0	0-1	—	1-1
1964-65	3-2	0-3	0-1	3-6	1996-97	0-1	0-1	—	0-2
1965-66	3-0	1-3	2-1	6-4	1997-98	0-1	0-1	—	0-2
1966-67	4-0	2-1	1-1	7-2	1998-99	1-0	—	—	1-0
1967-68	2-1	3-1	—	5-2	1999-00	1-0	0-1	—	1-1
1968-69	3-0	0-3	—	3-3	2000-01	0-1	0-1	—	0-2
1969-70	1-2	0-3	—	1-5	2001-02	0-1	1-0	—	1-1
1970-71	2-0	1-2	—	3-2	2002-03	1-0	1-0	—	2-0
1971-72	3-0	1-1	—	4-1	2003-04	1-0	0-1	—	1-1
1972-73	1-1	0-1	0-1	1-3	2004-05	0-1	1-0	—	1-1
1973-74	1-1	0-2	—	1-3	2005-06	0-1	0-1	—	0-2
1974-75	1-1	0-2	—	1-3	2006-07	1-0	0-1	—	1-1
1975-76	1-1	2-0	—	3-1	2007-08	1-0	1-0	—	2-0
1976-77	2-0	1-1	—	3-1	2008-09	1-0	0-1	—	1-1
1977-78	2-0	0-2	—	2-2	2009-10	0-1	0-1	—	0-2
1978-79	2-0	0-2	—	2-2	2010-11	1-0	1-0	—	2-0
1979-80	0-1	0-1	—	0-2	2011-12	—	1-0	—	1-0
1980-81	0-1	1-0	—	1-1	2012-13	1-0	1-0	—	2-0
1981-82	1-0	0-1	—	1-1	2013-14	0-1	1-0	—	1-1
1982-83	1-0	1-0	—	2-0	2014-15	1-0	1-0	—	2-0
1983-84	1-0	1-0	—	2-0	2015-16	1-0	1-0	—	2-0
1984-85	1-0	0-1	—	1-1	2016-17	1-0	0-1	—	1-1
1985-86	1-0	0-1	—	1-1	2017-18	1-0	1-0	—	2-0
1986-87	0-1	0-1	—	0-2	2018-19	1-0	1-0	—	2-0
1987-88	0-1	0-1	—	0-2	2019-20	0-1	1-0	—	1-1
1988-89	1-0	0-1	—	1-1	2020-21	0-1	0-1	—	0-2
1989-90	1-0	0-1	—	1-1	2021-22	1-0	0-1	—	1-1
1990-91	0-1	0-1	—	0-2	West	65-27	36-54	3-5	104-86
1991-92	1-0	1-0	—	2-0	Total	68-27	40-54	6-5	114-86
1992-93	1-0	0-1	—	1-1					



SANTA CRUZ WARRIORS



903 Pacific Avenue, Suite 101
Santa Cruz, CA 95060
(831) 713-4400
santacruzbasketball.com
@GLeagueWarriors

Affiliation: Golden State
Owners: SC Warriors LLC
President: Chris Murphy
General Manager: David Fatoki
Head Coach: Seth Cooper
Assistant Coaches: Nick Kerr, Noel Hightower
Coordinator, Public Relations & Community Relations:
 Anna Burluson
 ABurluson@Warriors.com

Kaiser Permanente Arena
 140 Front Street
 Santa Cruz, CA 95060

Shortly after purchasing the Golden State Warriors in November of 2010, Co-Executive Chairman & CEO Joe Lacob and Co-Executive Chairman Peter Guber vowed to improve the team's development of young players. In an effort to help that process, the Warriors purchased the Dakota Wizards franchise of the NBA G League in the summer of 2011, forging a one-on-one relationship between the two clubs and giving the Warriors total control over the roster, coaching staff and business operations of the G League team.

In the summer of 2012, the Warriors announced their intention to move the G League team to Northern California and rebrand the club as the Santa Cruz Warriors. Having the team in close proximity to the parent club allows the Warriors to easily monitor their players who are on assignment in the G League, while also making it easier for players and staff to travel between the two clubs.

On October 10, 2012, the NBA G League officially approved the relocation of the club from Bismarck, ND, to Northern California for the 2012-13 campaign. In the matter of 78 days, the Warriors built Kaiser Permanente Arena, a 2,500-seat facility located in downtown Santa Cruz, and were ready to play their inaugural season in Surf City.

The team, which is celebrating its ninth season in Northern California, made an instant connection with the Santa Cruz and central coast communities, playing in front of a passionate fan base that has sold out 95 consecutive home games dating back to the 2015-16 season, the longest active streak among G League teams.

On the court, the Warriors advanced to the NBA G League Finals in each of their first three seasons and won the 2015 G League Championship. On the development side, Santa Cruz saw four players — Antonius Cleveland, Quinn Cook, Damion Lee and Georges Niang — earn GATORADE Call-Ups in 2017-18, bringing the franchise total to 13 players earning 34 Call-Ups. Santa Cruz earned the 2013-14 NBA G League "Development Champion" Award, which recognizes the G League team that best embodies the league's goals of developing NBA basketball talent via GATORADE Call-Ups and assignments.

In addition to player call-ups, front office and coaching staff members have moved from Santa Cruz to Golden State. Kent Lacob, who served as Santa Cruz's general manager for three seasons, was promoted to the Golden State Warriors director, team development in August 2019. Aaron Miles, who was Santa Cruz's head coach for two seasons, was named as a player development coach for the Golden State Warriors prior to the 2019-20 season. Most recently, former Head Coach Kris Weems and GM Ryan Atkinson were named Golden State Warriors player development coach and director, team development, respectively.

Off the court, the Santa Cruz Warriors earned the NBA G League Franchise of the Year award for their excellence in business operations during the 2017-18, 2020-21, and 2021-22 seasons. Santa Cruz was also named the "Business of the Year" by the Santa Cruz Chamber of Commerce in 2016 for their contributions to building the economic vitality, prosperity and quality of life in Santa Cruz County.

WARRIORS G LEAGUE AFFILIATION HISTORY

YEAR	TEAM	HEAD COACH	RECORD	POSITION
05-06	Ft. Worth Flyers	Sam Vincent	28-20	1st Place
06-07	Bakersfield Jam	Jim Harrick	19-31	6th Western Division
07-08	Bakersfield Jam	J.Hanick/Sean Pooks/S.Roth	11-39	5th Western Division
08-09	Bakersfield Jam	Scott Roth	26-24	3rd Western Division
09-10	Bakersfield Jam	Will Voigt	17-33	8th Western Division
10-11	Reno Bighorns	Eric Musselman	34-16	1st Western Division
11-12	Dakota Wizards*	Nate Bjorkgren	29-21	Tied 1st Eastern Conference
12-13	Santa Cruz Warriors*	Nate Bjorkgren	32-18	2nd Western Division; G League Finals
13-14	Santa Cruz Warriors*	Casey Hill	29-21	2nd Western Division; G League Finals
14-15	Santa Cruz Warriors*	Casey Hill	35-15	1st Western Conf; G League Champs
15-16	Santa Cruz Warriors*	Casey Hill	19-31	4th Pacific Division
16-17	Santa Cruz Warriors*	Casey Hill	31-19	2nd in Pacific Division; G League Quarterfinals
17-18	Santa Cruz Warriors*	Aaron Miles	23-27	3rd in Pacific Division
18-19	Santa Cruz Warriors*	Aaron Miles	34-16	1st in Pacific Division; G League Conference Finals
19-20	Santa Cruz Warriors*	Kris Weems	21-21	2nd in Pacific Division
20-21	Santa Cruz Warriors*	Kris Weems	11-4	3rd Place; G League Semifinals
21-22	Santa Cruz Warriors*	Seth Cooper	15-17	6th Western Division

SANTA CRUZ WARRIORS ALL-TIME RECORD: 250-189 (.569)

*Team owned & operated by Golden State Warriors



CHRIS MURPHY
PRESIDENT

Chris Murphy enters his seventh season as president of the Santa Cruz Warriors, the NBA G League affiliate of the Golden State Warriors. Murphy transitioned into a newly formed role during the 2021-22 season of Senior Vice President, Franchise Development for the Golden State Warriors, while continuing to serve as the President of the Santa Cruz Warriors. In Murphy's role as Senior Vice President, Franchise Development, he oversees the Santa Cruz Warriors, the new arena project in Santa Cruz and the Warriors Esports efforts across four different games.

During his time as Santa Cruz Warriors President, Murphy has spearheaded the front office efforts to win the NBA G League Franchise of the Year award during the 2021-22, 2020-21 and the 2017-18 NBA G League seasons, which honors the organization that best exemplifies the league's core pillars:

Compete with Intensity, Lead with Integrity, and Inspire Play. Murphy was also named the NBA G League Executive of the Year in 2017-18 and led the Santa Cruz Warriors to 110-consecutive sellouts at Kaiser Permanente Arena, home of the Santa Cruz Warriors, a streak dating from March 2016 until February 2022.

Murphy began his career in the Golden State Warriors organization in June 2005 as a group sales account executive. Throughout 10 seasons with Golden State, he progressed and served in multiple capacities within the ticket sales management group, last serving as senior director of group ticket sales before transitioning to Santa Cruz.

Outside of his responsibilities within the Warriors organization, Murphy serves on the NBA G League's Executive Committee, as well as the Sponsorship and Merchandise Committees, and the NBA 2K League Business Council. Murphy also serves as a Board Member for the Santa Cruz County Chamber of Commerce, as Board Secretary for the Community Foundation of Santa Cruz County, and as a Board Member for the Downtown Management Corporation of Santa Cruz. He is also a member of the Rotary Club of Santa Cruz.

A graduate of Le Moyne College in Syracuse, New York, Murphy currently resides in Santa Cruz with his wife Yoyo, eight-year-old son Connor, and six-year-old daughter Taylor. In his free time, he enjoys spending time with family and friends, golfing and being outdoors.





DAVID FATOKI
GENERAL MANAGER

David Fatoki is entering his second season as general manager of the Santa Cruz Warriors and seventh overall season with the Warriors franchise. Fatoki started his career in Santa Cruz as the basketball operations coordinator/player development coach during the 2016-17 season and basketball operations manager during the 2017-18 season before transitioning to the assistant manager of basketball operations and GSW Ventures at Golden State.

Fatoki graduated from Washington University in St. Louis with a degree in finance, entrepreneurship, and computer science. He played four seasons (2011-12 - 2014-15) for the Bears, and in 2014-15, earned DIII News Honorable-Mention All-America, NABC All-Central District First Team, D3hoops.com All-Central Region Second Team, and all-USA (University Athletic Association) First Team honors. Fatoki led the UAA in assists (7.6 apg) and assist/turnover (3.19) and was ranked third in NCAA Division III in assists (198), assists per game, and seventh in assist/turnover ratio. Fatoki's 198 assists ranks sixth on the Washington U's single-season list.

Prior to working in the NBA, Fatoki was a management consulting analyst for Accenture in the greater St. Louis area. Fatoki played one season of professional basketball in Murcia, Spain, in 2016.



SETH COOPER
HEAD COACH

Cooper, is entering his second season as head coach of the Santa Cruz Warriors and fourth overall season with the Warriors franchise. Prior to becoming the Santa Cruz head coach, Cooper spent two seasons as a player development coach for Golden State.

In his first season as head coach, Cooper led the team to a 15-17 regular season record and the team earned the Western Conference sixth seed and a spot in the NBA G League playoffs. Cooper had two players earn NBA call-ups throughout the season.

Prior to joining the Warriors, Cooper was an assistant coach for three seasons at the University of Illinois at Chicago. Cooper has previous NBA G League experience as he spent two years as the associate head coach for the Maine Red Claws, the G League affiliate of the Boston Celtics. During Cooper's two seasons with the Celtics organization, the Red Claws won division titles both years and had a total of eight players sign NBA contracts. Prior to Maine, Cooper fulfilled multiple roles on Head Coach Tom Crean's staff at Indiana University from 2010-2014 and obtained a master's degree in Athletic Administration and Sports Management from Indiana University in 2013. Cooper began his coaching career with the Los Angeles Clippers, spending four seasons as a video coordinator.

A native of Madison, Wisconsin, Cooper is a graduate of Edgewood College, where he was a two-year team captain and three-time All-Lake Michigan First Team selection. An NCAA Division III Midwest Region All-American, he was named the 2005 Lake Michigan Conference Player of the Year, and to the National Association of Basketball Coaches (NABC) Midwest All-District team that same year. Cooper, a four-year Lake Michigan Scholar Athlete, graduated from Edgewood in 2006 with a degree in Business Management.

Cooper and his wife Corina have a son, Cruz, and daughter, Cali.





NICK KERR
ASSISTANT COACH

Nick Kerr is entering his second season with the Santa Cruz Warriors after spending the previous three seasons with Golden State in video and player development. Kerr was responsible for overseeing and organizing film on both Golden State and their opponents, producing video projects and scouting breakdowns. He also worked on court with the player development team, working closely with Gary Payton II and Marquese Chriss.

Prior to Golden State, Kerr worked for the San Antonio Spurs as a quality assurance assistant where he was responsible for video operations regarding opponents' games, as well as assisting on court with the player development staff.

Kerr graduated from the University of San Diego with a Business Administration degree and played for the Toreros' basketball team. After graduating, Kerr earned a master's degree at University of California Berkeley and was a basketball graduate assistant for the Golden Bears.

Kerr grew up in San Diego, CA. Kerr is the son of Golden State Warriors Head Coach Steve Kerr.



NOEL HIGHTOWER
ASSISTANT COACH

Hightower is entering his first season with the Santa Cruz Warriors after spending last season as an assistant for on court player development for the Indiana Pacers.

Prior to the Pacers, Hightower spent four seasons as an assistant coach, and one season as director of basketball operations at Lehigh University. Hightower was a two-sport athlete (basketball and track/field) at Chestnut Hill College in Philadelphia before attending Lehigh University to earn his Master's in Education, Leadership and Administration.

Hightower grew up in Easton, Pennsylvania and played men's basketball, track and field and cross-country at Easton Area High School.

SANTA CRUZ WARRIORS BY THE NUMBERS 2021-22

- 1: The Warriors were ranked #1 in the league in ticket sales revenue and partnership revenue.
- 2: Two Santa Cruz Warriors were called up to an NBA team (Jordan Bell - 10 Day, Chicago Bulls, Quinnnday Weatherspoon - 10 Day and Two-Way Contract, Golden State Warriors).
- 3: Santa Cruz has won the NBA G League Franchise of the Year honor three times in the five-years the award has been given and is the first team to win the award in back-to-back seasons (2017-19, 2020-21, 2021-22).
- 5: Five Golden State Warriors players filtered through the Santa Cruz Warriors on assignment - Damion Lee, Jonathan Kuminga, Moses Moody, Klay Thompson, and James Wiseman.
- 5: The Warriors had a five-game win streak from March 23-April 1 to finish the regular season, which kept their eventual playoff hopes alive.
- 11: Forward LJ Figueroa tallied 11 double-doubles throughout the regular season.
- 12: The Golden State Warriors roster features 12 players that have spent time in the NBA G League at some point during their career.
- 22: Guard Frankie Ferrari set a new franchise-record dishing out 22 assists on January 15, 2022 against the Texas Legends.
- 47: The Warriors had all 12 Showcase Cup, 23 regular season (home and away) and three exhibition games broadcasted on an NBC Sports Bay Area platform.
- 48: Santa Cruz featured over 48 new merchandise items throughout the season which totaled over \$100,000 in merchandise revenue.
- 110: Dating back to March 12, 2016, the Warriors had a 110-game consecutive sellout streak at Kaiser Permanente Arena.
- 209 (and counting): Warriors players, coaches and front office staff participated in 209 community events.
- 10,710: Chase Center, home of the Golden State Warriors, had 10,710 fans at the first ever Santa Cruz Warriors game in San Francisco.
- 93,000: The Warriors raised more than \$93,000 for local nonprofits through in-kind donations, philanthropic events, Charitable Jersey Nights, and in-game fundraising initiatives.
- 283,000: The Warriors have over 283,000 followers across Instagram, Facebook and Twitter.

SANTA CRUZ 2021-22 FINAL REGULAR SEASON STATISTICS

PLAYER	G	GS	MIN	FG	FGA	3P	3PA	FT	FTA	OFF	DEF	REB	AST	STL	BLK	PTS	AVG
Moody	4	4	144	45	87	19	46	12	15	5	20	25	8	7	3	127	31.8
Weatherspoon	20	19	628	201	388	22	78	55	62	34	99	133	67	39	14	506	25.3
Robinson	22	17	657	156	348	53	163	49	60	10	81	91	83	23	11	444	20.2
Figueroa	32	23	882	219	449	54	168	25	33	84	198	282	80	32	22	531	16.6
Wiseman	2	2	42	14	24	0	2	3	4	3	12	15	0	0	4	33	16.5
Chiozza	3	3	111	18	52	9	32	3	3	5	16	21	35	7	0	49	16.3
Pemberton	29	21	740	124	229	26	81	69	85	33	79	112	62	16	14	392	13.5
Ledoux	29	11	811	138	317	74	185	18	24	21	73	94	53	20	7	376	13.0
Bell	1	1	24	4	7	0	0	2	2	1	7	8	0	0	1	12	12.0
Smith	25	16	686	91	218	24	84	35	43	31	100	131	188	27	0	258	10.3
Kuminga	1	1	30	3	12	1	5	1	1	0	8	8	8	0	1	9	9.0
Taylor	30	8	733	84	210	59	159	15	17	26	41	67	26	13	3	250	8.3
McLaughlin (TOT)	9	4	257	23	71	7	38	9	12	10	34	44	47	7	5	69	7.7
McLaughlin (SCW)	8	3	226	20	61	6	34	7	10	8	29	37	43	7	5	58	7.2
Mawugbe	23	11	542	67	101	0	0	24	39	58	141	199	8	15	47	175	7.6
West	8	0	102	15	36	2	11	12	15	10	20	30	1	5	3	53	6.6
Evans	29	8	692	70	163	10	52	16	20	32	110	142	73	21	22	176	6.1
Ferrari	28	12	638	58	174	31	107	6	7	8	83	91	171	14	1	153	5.5
Dunbar (TOT)	16	0	241	27	78	5	23	8	10	10	38	48	14	6	7	72	4.5
Dunbar (SCW)	2	0	7	2	4	0	2	0	0	0	1	1	0	0	0	4	2.0
Stansberry	1	0	20	1	8	0	7	1	1	1	1	2	1	3	0	4	4.0
John (TOT)	6	0	60	4	20	4	18	0	0	1	2	3	0	0	1	12	2.0
John (SCW)	2	0	28	2	10	2	9	0	0	1	1	2	0	0	0	6	3.0
McCall (TOT)	6	0	38	4	11	0	3	1	1	2	5	7	3	3	0	10	1.7
McCall (SCW)	3	0	12	0	1	0	0	0	0	1	1	1	0	1	0	0	0.0
WARRIORS	32	32	1576	1332	2899	392	1225	353	441	371	1121	1492	907	250	158	3616	113.0
OPPONENTS	32	32	1576	1331	2944	412	1246	390	510	390	1098	1488	835	294	154	3696	115.5

PLAYER	FG%	3FG%	FT%	PF	DQ	TO
Moody	.517	.413	.800	7	0	8
Weatherspoon	.518	.282	.887	64	2	73
Robinson	.448	.325	.817	51	1	43
Figueroa	.488	.321	.758	82	1	40
Wiseman	.583	.000	.750	3	0	6
Chiozza	.346	.281	1.000	5	0	15
Pemberton	.541	.321	.812	46	0	41
Ledoux	.435	.400	.750	63	0	38
Bell	.571	---	1.000	0	0	3
Smith	.417	.286	.814	53	0	71
Kuminga	.250	.200	1.000	6	1	5
Taylor	.400	.371	.882	54	0	23
McLaughlin (TOT)	.324	.184	.750	22	1	18
McLaughlin (SCW)	.328	.176	.700	21	1	16
Mawugbe	.663	---	.615	85	4	34
West	.417	.182	.800	24	1	3
Evans	.429	.192	.800	63	1	37
Ferrari	.333	.290	.857	45	0	57
Dunbar (TOT)	.346	.217	.800	22	0	11
Dunbar (SCW)	.500	.000	---	1	0	1
Stansberry	.125	.000	1.000	1	0	1
John (TOT)	.200	.222	---	6	0	0
John (SCW)	.200	.222	---	3	0	0
McCall (TOT)	.364	.000	1.000	4	0	4
McCall (SCW)	.000	---	---	0	0	0
WARRIORS	.459	.320	.800	677	12	543
OPPONENTS	.452	.331	.765	612	5	469



MOSES MOODY

SINGLE-GAME HIGHS

PLAYER	MIN	REB	AST	STL	TO	BLK	PTS
Moody	40	10	5	3	3	1	37
Weatherspoon	38	14	8	3	8	3	36
Robinson	39	9	11	4	4	2	36
Figueroa	36	16	6	5	4	3	30
Wiseman	21	9	0	0	6	4	18
Chiozza	38	9	14	4	6	0	24
Pemberton	37	8	5	3	6	2	31
Ledoux	40	7	5	3	3	2	26
Bell	24	8	0	0	3	1	12
Smith	42	12	14	3	6	0	24
Kuminga	30	8	8	0	5	1	9
Taylor	36	6	4	3	2	1	16
McLaughlin (TOT)	34	9	13	3	3	2	13
McLaughlin (SCW)	34	9	13	3	3	2	13
Mawugbe	41	17	2	2	5	6	17
West	17	9	1	1	1	1	9
Evans	39	13	6	4	4	3	21
Ferrari	40	8	22	2	5	1	20
Dunbar (TOT)	26	9	2	2	3	2	14
Dunbar (SCW)	5	1	0	0	1	0	4
Stansberry	20	2	1	3	1	0	4
John (TOT)	19	2	0	0	0	1	6
John (SCW)	19	2	0	0	0	0	6
McCall (TOT)	21	6	3	2	4	0	8
McCall (SCW)	6	1	0	1	0	0	0
WARRIORS	58	60	39	16	25	10	132
OPPONENTS	58	59	39	18	26	10	136

AVERAGE PER GAME

MIN	REB	AST	STL	TO	BLK	PTS
36.0	6.2	2.0	1.75	2.0	0.75	31.8
31.4	6.7	3.4	1.95	3.6	0.70	25.3
29.9	4.1	3.8	1.05	2.0	0.50	20.2
27.6	8.8	2.5	1.00	1.2	0.69	16.6
20.9	7.5	0.0	0.00	3.0	2.00	16.5
37.0	7.0	11.7	2.33	5.0	0.00	16.3
25.5	3.9	2.1	0.55	1.4	0.48	13.5
27.9	3.2	1.8	0.69	1.3	0.24	13.0
23.6	8.0	0.0	0.00	3.0	1.00	12.0
27.5	5.2	7.5	1.08	2.8	0.00	10.3
30.4	8.0	8.0	0.00	5.0	1.00	9.0
24.4	2.2	0.9	0.43	0.8	0.10	8.3
28.6	4.9	5.2	0.78	2.0	0.56	7.7
28.2	4.6	5.4	0.88	2.0	0.62	7.2
23.5	8.7	0.3	0.65	1.5	2.04	7.6
12.8	3.8	0.1	0.62	0.4	0.38	6.6
23.9	4.9	2.5	0.72	1.3	0.76	6.1
22.8	3.2	6.1	0.50	2.0	0.04	5.5
15.1	3.0	0.9	0.38	0.7	0.44	4.5
3.6	0.5	0.0	0.00	0.5	0.00	2.0
20.1	2.0	1.0	3.00	1.0	0.00	4.0
10.0	0.5	0.0	0.00	0.0	0.17	2.0
14.2	1.0	0.0	0.00	0.0	0.00	3.0
6.3	1.2	0.5	0.50	0.7	0.00	1.7
4.2	0.3	0.0	0.33	0.0	0.00	0.0
49.2	46.6	28.3	7.81	17.0	4.94	113.0
49.2	46.5	26.1	9.19	14.7	4.81	115.5



QUINDARY WEATHERSPOON



JAMES WISEMAN

WARRIORS G LEAGUE HISTORY

WARRIORS NBA G LEAGUE ASSIGNMENT & CALL-UP HISTORY

NBA players in the first three years of their careers may be assigned to their NBA G League affiliate an unlimited number of times, according to the NBA Collective Bargaining Agreement. Additionally, players beyond the first three years of their NBA careers may be assigned to their NBA G League affiliate with their consent and the consent of the National Basketball Players Association. With the Warriors G League team located in close proximity to the parent club, players in recent years have been assigned to the G League not only for games, but also to get additional practice time.

The NBA's official minor league, the NBA G League prepares players, coaches, officials, trainers and front-office staff for the NBA while acting as the league's research and development laboratory. The league, which began in 2001-02, features 30 teams - 28 teams with direct affiliations with NBA franchises, for the 2022-23 season. During the 2021-22 season, 41 percent of players on NBA start-of-season rosters had NBA G League experience, with an all-time high of 45 percent on rosters the previous season.

Warriors G League Assignment History

2006-07:	Patrick O'Bryant (three times)
2007-08:	Kosta Perovic (twice) Patrick O'Bryant (once)
2008-09:	Richard Hendrix (once) DeMarcus Nelson (once)
2010-11:	Jeremy Lin (three times)
2011-12:	Jeremy Tyler (once) Chris Wright (twice)
2012-13:	Kent Bazemore (five times) Jeremy Tyler (five times) Malcolm Thomas (once) Scott Machado (once)
2013-14:	Ognjen Kuzmic (10 times) Nemanja Nedovic (nine times) Dewayne Dedmon (twice) Kent Bazemore (twice) MarShon Brooks (twice)
2014-15:	Ognjen Kuzmic (eight times) James Michael McAdoo (four times) Festus Ezeli (once) Justin Holiday (once)
2015-16:	Kevon Looney (four times)
2016-17:	Damian Jones (nine times) Kevon Looney (three times) Patrick McCaw (twice) Brianté Weber (once)
2017-18:	Jordan Bell (once) Quinn Cook (five times) Damian Jones (eight times) Patrick McCaw (twice)
2018-19:	DeMarcus Cousins (three times) Jacob Evans III (10 times)
2019-20:	Stephen Curry (once) Jacob Evans III (once) Jordan Poole (once) Alen Smailagic (nine times)
2020-21:	Jordan Poole (once) Alen Smailagic (once)
2021-22:	Jonathan Kuminga (six times) Moses Moody (eight times) Damion Lee (one time) Klay Thompson (two times) James Wiseman (two times)

Warriors Two-Way Players

2017-18:	Chris Boucher Quinn Cook
2018-19:	Marcus Derrickson Damion Lee
2019-20:	Ky Bowman Damion Lee Marquese Chriss
2020-21:	Nico Mannion Juan Toscano-Anderson Jordan Bell
2021-22:	Quinnndary Weatherspoon Chris Chiozza Jeff Downtin Jr.
2022-23:	Quinnndary Weatherspoon Lester Quinones



Quinn Cook began the 2017-18 season as one of two Warriors Two-way players. Signed to a multi-year contract on April 10, 2018, Cook finished the season as an NBA Champion.



Damion Lee was twice a Two-Way player for the Golden State Warriors and played for the Santa Cruz Warriors during the 2018-19 season before his contract was converted to a regular contract in January 2020. Lee became an NBA champion with the Warriors in 2022.

WARRIORS ALL-TIME GATORADE CALL-UPS HISTORY

Season	Player	G League Team	NBA Team
2021-22	Jordan Bell	Santa Cruz	Chicago
2021-22	Quinnndary Weatherspoon	Santa Cruz	Golden State
2020-21	Juan Toscano-Anderson	Santa Cruz	Golden State
2020-21	Axel Toupane	Santa Cruz	Milwaukee
2019-20	Jeremy Pargo	Santa Cruz	Golden State
2019-20	Juan Toscano-Anderson	Santa Cruz	Golden State
2018-19	Deyonta Davis	Santa Cruz	Atlanta
2018-19	Kendrick Nunn	Santa Cruz	Miami
2017-18	Antonius Cleveland	Santa Cruz	Dallas
2017-18	Georges Niang	Santa Cruz	Utah
2017-18	Antonius Cleveland	Santa Cruz	Atlanta
2017-18	Damion Lee	Santa Cruz	Atlanta
2016-17	Brianté Weber	Sioux Falls	Golden State, Charlotte
2015-16	Elliot Williams	Santa Cruz	Memphis
2014-15	Elliot Williams	Santa Cruz	Utah, Charlotte, New Orleans
2014-15	James Michael McAdoo	Santa Cruz	Golden State (three times)
2013-14	Dewayne Dedmon	Santa Cruz	Golden State, Philadelphia
2013-14	Hilton Armstrong	Santa Cruz	Golden State (three times)
2013-14	Seth Curry	Santa Cruz	Memphis, Cleveland
2012-13	Chris Johnson	Santa Cruz	Minnesota
2012-13	Malcolm Thomas	Los Angeles	Golden State, Chicago
2012-13	Travis Leslie	Santa Cruz	Utah
2012-13	Scott Machado	Santa Cruz	Golden State
2012-13	Dwayne Jones	Texas	Golden State
2011-12	Keith Benson	Sioux Falls	Golden State
2011-12	Mickell Gladness	Dakota	Miami*, Golden State
2011-12	Mikki Moore	Idaho	Golden State
2011-12	Edwin Ubiles	Dakota	Washington
2011-12	Ben Uzoh	Dakota/Rio Grande Valley	Cleveland, Toronto
2011-12	Chris Wright	Maine	Golden State
2010-11	Chris Johnson	Dakota	Portland, Boston, Portland
2010-11	Jeff Adrien	Rio Grande Valley	Golden State
2009-10	Chris Hunter	Fort Wayne	Golden State
2009-10	Anthony Tolliver	Idaho	Portland, Golden State
2009-10	Cartier Martin	Iowa	Golden State, Washington
2009-10	Coby Karl	Idaho	Golden State, Denver
2009-10	Reggie Williams	Sioux Falls	Golden State
2008-09	Blake Ahearn	Dakota	San Antonio
2008-09	Jermareo Davidson	Idaho	Golden State
2007-08	CJ Watson	Rio Grande Valley	Golden State
2007-08	Blake Ahearn	Dakota	Miami
2006-07	Kelenna Azubuike	Fort Worth	Golden State
2006-07	Justin Williams	Dakota	Sacramento
2006-07	Rinaldo Major	Dakota	Atlanta
2005-06	Marcus Fizer	Austin	Golden State
2003-04	Rusty LaRue	Asheville	Golden State

* denotes called up twice



JUAN TOSCANO-ANDERSON



SETH CURRY



KRIS WEEMS

Name	NBA G League Team/Pos.	NBA Call-Up Team/Pos.
Nate Bjorkgren	Santa Cruz Warriors head coach	Phoenix Suns assistant coach/player development coach
Casey Hill	Santa Cruz Warriors head coach	Los Angeles Clippers assistant coach
Aaron Miles	Santa Cruz Warriors head coach	Golden State Warriors player development coach
Vitaly Potapenko	Santa Cruz Warriors assistant coach	Cleveland Cavaliers assistant director of player development
Luke Walton	L.A. D-Fenders assistant coach	Golden State Warriors assistant coach
Kris Weems	Santa Cruz Warriors head coach	Golden State Warriors player development coach
Mike Lee	Santa Cruz Warriors assistant coach	Golden State Warriors pro scout
Anthony Vereen	Santa Cruz Warriors assistant coach	Golden State Warriors player development coach



NBA G League

Olympic Tower

645 5th Avenue, New York, NY 10022

PR Contacts: Joanna Shapiro, Devon Garden, Phillip Bausk

Website: gleague.nba.com

2022-23 NBA G LEAGUE DIRECTORY

Austin Spurs

1717 Scottsdale Drive, Suite 155,
Cedar Park, TX 78641

Arena: H-E-B Center at Cedar Park

Tel: (512) 236-8333

Media Relations Contact: Amanda Janczak (ajanczak@spurs.com)

NBA Affiliation: San Antonio



NBA G League Ignite

200 S Green Valley Parkway,
Henderson, NV 89012

Arena: The Dollar Loan Center

Media Relations Contact: Mara Rudolph

(mrudolph@nba.com)

NBA Affiliation: None



Birmingham Squadron

950 22nd Street N, Suite 925,
Birmingham, AL 35203

Arena: Legacy Arena

Tel: (256) 708-0281

Media Relations Contact: Dawson Boyd

(Dawson.Boyd@pelicans.com)

NBA Affiliation: New Orleans



Grand Rapids Gold

130 Fulton Street W,
Grand Rapids, MI 49503

Arena: Van Andel Arena

Tel: (616) 350-4881

Media Relations Contact: Shanee Marvin

(smarvin@nbagrandsrapids.com) and

Brittney Whitefield (bwhitefield@nbagrandsrapids.com)

NBA Affiliation: Denver



Capital City Go-Go

1100 Oak Drive SE,
Washington, DC 20032

Arena: Ent. & Sports Arena in Congress Hts.

Tel: (202) 318-5278

Media Relations Contact: Matt Quinn (mquinn@monumentalsports.com)

NBA Affiliation: Washington



Greensboro Swarm

2411 B West Gate City Boulevard,
Greensboro, NC 27403

Arena: Fieldhouse at the Greensboro Coliseum

Complex

Tel: (336) 907-3608

Media Relations Contact: Kaila Lewis (Klewis@goswarm.com)

NBA Affiliation: Charlotte



Cleveland Charge

1 Center Court,
Cleveland, OH, 44115

Arena: Cleveland State University Wolstein Center

Tel: (216) 420-2730

Media Relations Contact: Sean Wyatt (SWyatt@cavs.com)

NBA Affiliation: Cleveland



Iowa Wolves

730 3rd Street,
Des Moines, IA 50309

Arena: Wells Fargo Arena

Tel: (515) 564-8550

Media Relations Contact: John Meyer

(john.meyer@iawolves.com)

NBA Affiliation: Minnesota



College Park Skyhawks

101 Marietta Street NW, Suite 1100,
Atlanta, GA 30303

Arena: Gateway Center Arena at College Park

Tel: (404) 878-3800

Media Relations Contact: Jerome Schwich

(Jerome.swichich@cpskyhawks.com)

NBA Affiliation: Atlanta



Lakeland Magic

701 W Lime Street,
Lakeland, FL 33815

Arena: RP Funding Center

Tel: (863) 825-3258

Media Relations Contact: Owen Fasolas

(ofasolas@lakelandmagic.com)

NBA Affiliation: Orlando



Delaware Blue Coats

401 Garasches Lane,
Wilmington, DE 19801

Arena: Chase Fieldhouse

Tel: (302) 504-7587

Media Relations Contact: Alex Yoh

(alexboh@76ers.com) and

BlueCoatsPR@76ers.com)

NBA Affiliation: Philadelphia



Long Island Nets

1255 Hempstead Turnpike,
Uniondale, New York 11553

Arena: Nassau Coliseum

Tel: (516) 654-8199

Media Relations Contact: Patricia Douglas

(pdouglas@bseglobal.net)

NBA Affiliation: Brooklyn



Fort Wayne Mad Ants

347 West Berry Street, Suite, 200A,
Fort Wayne, IN 46802

Arena: Allen County War Memorial Coliseum

Tel: (260) 702-9561

Media Relations Contact: Dan Vance

(dvance@ftwaynemadants.com)

NBA Affiliation: Indiana



Maine Celtics

550 Forest Avenue,
Portland, ME 04012

Arena: Portland Exposition Building

Tel: (207) 210-6655

Media Relations Contact: Evans Boston

(EBoston@maineceltics.com)

NBA Affiliation: Boston



Memphis Hustle

191 Beale Street,
 Memphis, TN 38103
 Arena: Landers Center
 Tel: (901) 205-1234
 Media Relations Contact: Corey Moore
 (cmoore@grizzlies.com)
 NBA Affiliation: Memphis



Mexico City Capitanes

Av. de las Granjas 800, Santa Barbara,
 Azcapotzalco, 02230, Mexico City, Mexico
 Arena: Arena Ciudad de México
 Tel: +52 55 6414 6100
 Media Relations Contact: Adriana Barrón
 (abarron@capitanes.mx)
 NBA Affiliation: None



Motor City Cruise

1290 West Warren Avenue,
 Detroit, MI 48201
 Arena: Wayne State Fieldhouse
 Tel: (417) 331-0002
 Media Relations Contact: Kevin Grigg
 (KGrigg@pistons.com)
 NBA Affiliation: Detroit



Oklahoma City Blue

208 Thunder Drive,
 Oklahoma City, OK 73102
 Arena: Paycom Center
 Tel: (405) 208-4800
 Media Relations Contact: Heather Ward
 (Hward@okcthunder.com)
 NBA Affiliation: Oklahoma City



Ontario Clippers

9680 Haven Avenue #120,
 Rancho Cucamonga, CA 91730
 Arena: Toyota Arena
 Tel: (909) 406-9090
 Media Relations Contact: Cooper Dzierzanowski
 (cdzierzanowski@clippers.com)
 NBA Affiliation: LA Clippers



Raptors 905

5600 Rose Cherry Place,
 Mississauga, ON L4Z4B6
 Arena: Paramount Fine Foods Centre
 Tel: (416) 815-5600
 Media Relations Contact: Safia Hersi
 (SHersi@raptors905.com)
 NBA Affiliation: Toronto



Rio Grande Valley Vipers

4421 N. McCall Road,
 McAllen, TX 78504
 Arena: Bert Ogden Arena
 Tel: (956) 510-7162
 Media Relations Contact: Juanita Maldonado
 (juanita@rgvipers.com)
 NBA Affiliation: Houston



Salt Lake City Stars

3200 S Decker Lake Drive,
 West Valley City, UT 84119
 Arena: Maverik Center
 Tel: (801) 325-7827
 Media Relations Contact: Derek Ahnrsbrak
 (derek.ahnrsbrak@slcstars.com)
 NBA Affiliation: Utah



Santa Cruz Warriors

903 Pacific Avenue, Suite 101,
 Santa Cruz, CA 95060
 Arena: Kaiser Permanente Arena
 Tel: (503) 704-6328
 Media Relations Contact: Anna Burleson
 (aburleson@warriors.com)
 NBA Affiliation: Golden State



Sioux Falls Skyforce

2131 South Minnesota Avenue,
 Sioux Falls, SD 57105
 Arena: Sanford Pentagon
 Tel: (605) 332-0605
 Media Relations Contact: Nick Robinson
 (nick@skyforceonline.com)
 NBA Affiliation: Miami



South Bay Lakers

2275 East Mariposa Avenue,
 El Segundo, CA 90245
 Arena: UCLA Health Training Center
 Tel: (310) 426-6000
 Media Relations Contact: Cole Knox
 (cknox@sb-lakers.com)
 NBA Affiliation: Los Angeles Lakers



Stockton Kings

400 East Main Street, Suite 760
 Stockton, CA 95202
 Arena: Stockton Arena
 Tel: (888) 564-7209
 Media Relations Contact: Avery Jacobs
 (Ajacobs@kings.com)
 NBA Affiliation: Sacramento



Texas Legends

2601 Avenue of the Stars, Suite 300,
 Frisco, TX 75034
 Arena: Comerica Center
 Tel: (214) 469-0822
 Media Relations Contact: Britney Wynn
 (bwnynn@texlegends.com)
 NBA Affiliation: Dallas



Westchester Knicks

711 Old Saw Mill River Road,
 Tarrytown, NY 10591
 Arena: Total Mortgage Arena
 Tel: (212) 485-7116
 Media Relations Contact: Ajah Hawley-Alexander
 (Ajah.Hawley-Alexander@msgsports.com)
 NBA Affiliation: New York



Windy City Bulls

5333 Prairie Stone Parkway,
 Hoffman Estates, IL 60192
 Arena: NOW Arena
 Tel: (847) 396-7070
 Media Relations Contact: Kyle Brown
 (kylebrown@bulls.com)
 NBA Affiliation: Chicago



Wisconsin Herd

549 High Avenue,
 Oshkosh, WI 54901
 Arena: Oshkosh Arena
 Tel: (920) 233-4374
 Media Relations Contact: Jamie Winsted
 (jamie.winsted@wisconsinherd.com)
 NBA Affiliation: Milwaukee



2021-22 NBA G LEAGUE FINAL STANDINGS

2021-22 NBA G LEAGUE FINAL REGULAR SEASON STANDINGS

EASTERN CONFERENCE

TEAM	W-L	PCT	GB	HOME	ROAD	LAST10	STREAK
Raptors 905	24-8	.750	--	13-3	11-5	8-2	Won 1
Delaware	22-10	.688	2	12-4	10-6	6-4	Won 2
Motor City	22-10	.688	2	11-3	11-7	6-4	Won 2
Capital City	21-10	.677	2.5	11-5	10-5	6-3	Lost 1
College Park	20-13	.606	4.5	10-6	10-7	10-0	Won 11
Long Island	18-15	.545	6.5	11-5	7-10	3-7	Lost 1
Grand Rapids	17-15	.531	7	9-9	8-6	4-5	Lost 3
Westchester	17-15	.531	7	12-5	5-10	5-5	Lost 1
Fort Wayne	17-17	.500	8	9-7	8-10	6-4	Won 1
Maine	16-16	.500	8	11-5	5-11	6-4	Lost 1
Windy City	15-19	.441	10	11-6	4-13	4-6	Won 1
Lakeland	11-21	.344	13	7-8	4-13	4-6	Won 2
Greensboro	9-24	.273	15.5	6-10	3-14	3-7	Lost 3
Wisconsin	8-24	.250	16	5-12	3-12	0-10	Lost 11
Cleveland	6-26	.188	18	5-12	1-14	2-8	Lost 7

WESTERN CONFERENCE

TEAM	W-L	PCT	GB	HOME	ROAD	LAST10	STREAK
Rio Grande Valley	24-10	.706	--	12-6	12-4	6-4	Lost 2
Agua Caliente	22-11	.667	1.5	10-8	12-3	7-3	Won 3
South Bay	21-11	.656	2	9-7	12-4	6-4	Won 2
Birmingham	18-14	.562	5	12-6	6-8	6-4	Won 5
Texas	19-15	.559	5	9-9	10-6	8-2	Won 2
Iowa	15-17	.469	8	7-7	8-10	5-5	Won 2
SANTA CRUZ	15-17	.469	8	8-8	7-9	5-5	Won 5
Stockton	15-18	.455	8.5	10-8	5-10	4-6	Lost 5
Memphis	15-19	.441	9	5-11	10-8	6-4	Lost 1
Oklahoma City	15-20	.429	9.5	8-9	7-11	3-7	Lost 2
Austin	13-19	.406	10	7-7	6-12	1-9	Lost 7
Sioux Falls	14-21	.400	10.5	7-10	7-11	3-7	Lost 3
Salt Lake City	9-23	.281	14	6-9	3-14	3-7	Won 1

2021-22 NBA G LEAGUE POSTSEASON RESULTS

FIRST ROUND (Single Elimination)

Tuesday, April 5 - Capital City Go-Go defeats College Park Skyhawks, 131-122
 Delaware Blue Coats defeat Long Island Nets, 133-16
 Texas Legends defeat Birmingham Squadron, 115-100
 South Bay Lakers defeat Santa Cruz Warriors, 134-123

CONFERENCE SEMIFINALS (Single Elimination)

Thursday, April 7 - Raptors 905 defeat Capital City Go-Go, 131-126 (OT)
 Rio Grande Valley Vipers defeat Texas Legends, 120-103
 Agua Caliente Clippers defeat South Bay Lakers, 112-110

Friday, April 8 - Delaware Blue Coats defeat Motor City Cruise, 124-116

CONFERENCE FINALS (Single Elimination)

Saturday, April 9 - Rio Grande Valley Vipers defeat Agua Caliente Clippers, 125-114
 Sunday, April 10 - Delaware Blue Coats defeat Raptors 905, 143-139

FINALS (Best of Three)

Tuesday, April 12 - Rio Grande Valley Vipers defeat Delaware Blue Coats, 145-128
 Thursday, April 14 - Rio Grande Valley Vipers defeat Delaware Blue Coats, 131-114

2021-22 NBA G LEAGUE AWARD WINNERS

Most Valuable Player: Trevelin Queen (Rio Grande Valley Vipers)
Dennis Johnson Coach of the Year: Mahmoud Abdelfattah (Rio Grande Valley Vipers)
Defensive Player of the Year: Shaquille Harrison (Delaware Blue Coats)
Rookie of the Year: Mac McClung (South Bay Lakers)
Jason Collier Sportsmanship Award: Andre Ingram (South Bay Lakers)
Most Improved Player: Craig Randall II (Long Island Nets)
Basketball Executive of the Year: Travis Stockbridge (Rio Grande Valley Vipers)
Finals MVP: Trevelin Queen (Rio Grande Valley Vipers)
Showcase MVP: Jarron Cumberland (Delaware Blue Coats)

2021-22 AII-NBA G LEAGUE ALL-SHOWCASE TEAM

Cat Barber – College Park Skyhawks
 Paris Bass – South Bay Lakers
 Jarron Cumberland – Delaware Blue Coats
 Cheick Diallo – Motor City Cruise
 D.J. Wilson – Oklahoma City Blue

2021-22 ALL-NBA G LEAGUE TEAMS**FIRST TEAM**

Justin Anderson – Fort Wayne
 Mason Jones – South Bay
 Trevelin Queen – Rio Grande
 Justin Tillman – College Park
 Moses Wright – Texas

SECOND TEAM

Cat Barber – College Park
 Charles Bassey – Delaware
 Braxton Key – Delaware
 Saben Lee – Motor City
 Reggie Perry – Raptors 905

THIRD TEAM

Luka Garza – Motor City
 Jared Harper – Birmingham
 Justin Jackson – Texas
 Carlk Jones – Texas
 Anthony Lamb – Rio Grande

2021-22 AII-NBA G LEAGUE ALL-ROOKIE TEAM

Charles Bassey – Delaware
 Luka Garza – Motor City
 Carlk Jones – Texas
 Mac McClung – South Bay
 Micah Potter – Sioux Falls

2021-22 ALL-NBA G LEAGUE ALL-DEFENSIVE TEAM

Charles Bassey – Delaware
 Braxton Key – Delaware
 Tacko Fall – Cleveland
 Shaquille Harrison – Delaware
 Trevelin Queen – Rio Grande



JONATHAN KUMINGA

2021-22 NBA G LEAGUE STATISTICAL LEADERS

SCORING AVERAGE					
	G	FG	FT	PTS	AVG
1. Carsen Edwards, SLC	31	308	72	830	26.8
2. Craig Randall, LIN	27	262	39	720	26.7
3. Mason Jones, SBL	28	250	93	713	25.5
4. Chris Clemons, MNE	26	210	59	620	23.8
5. Justin Tillman, CPS	28	281	57	657	23.5
6. Cat Barber, CPS	28	238	70	644	23.0
7. Justin Jackson, TEX	28	204	68	621	22.2
8. Gabe York, FWN	34	263	65	740	21.8
9. Mac McClung, WCB-SBL	27	210	69	584	21.6
10. Jared Harper, BIR	23	160	66	488	21.2
11. Javonte Smart, WIS-SXF	25	187	52	528	21.1
12. Carlík Jones, TEX	33	255	109	696	21.1
13. Rayjon Tucker, WIS	27	194	79	569	21.1
14. Devon Dotson, WCB	25	202	71	526	21.0
15. Cameron Young, MHU-CLC	31	226	64	645	20.8
16. B.J. Johnson, LAK	24	169	57	499	20.8
17. Shaq Buchanan, MHU	34	247	75	689	20.3
18. Dewan Hernandez, WES	32	258	65	641	20.0
19. Moses Wright, ACC-TEX	29	231	46	570	19.7
20. Matt Ryan, GRG-MNE	30	203	37	582	19.4

REBOUNDS PER GAME					
	G	OFF	DEF	TOT	AVG
1. Petr Cornelie, GRG	25	62	259	321	12.8
2. Justin Tillman, CPS	28	143	181	324	11.6
3. Devontae Cacok, AUS	23	69	194	263	11.4
4. Shevon Thompson, ACC	26	127	165	292	11.2
5. Kai Jones, GBO	24	68	195	263	11.0
6. Cheick Diallo, MCC	32	93	255	348	10.9
7. Zylan Cheatham, SLC-BIR	23	45	202	247	10.7
8. Tacko Fall, CLC	26	106	170	276	10.6
9. Jaime Echenique, CAP	28	112	175	287	10.3
10. Yoeli Childs, SLC	23	84	151	235	10.2
11. Micah Potter, SXF	33	105	223	328	9.9
12. Marko Simonovic, WCB	28	92	182	274	9.8
13. Isaac Bonga, RAP	24	62	166	228	9.5
14. Moses Wright, ACC-TEX	29	81	190	271	9.3
15. Mfiondu Kabengele, RGV	25	89	143	232	9.3
16. Dewan Hernandez, WES	32	74	220	294	9.2
17. Nate Hinton, FWN	33	72	221	293	8.9
18. L.J. Figueroa, SCW	32	84	198	282	8.8
19. Selom Mawugbe, SCW	23	58	141	199	8.7
20. Emanuel Terry, STO	29	76	174	250	8.6

ASSISTS PER GAME					
	G	AST	AVG		
1. Derrick Walton, MCC	25	236	9.4		
2. Ahmad Caver, MHU	29	241	8.3		
3. Carlík Jones, TEX	33	270	8.2		
4. Cat Barber, CPS	28	227	8.1		
5. Mac McClung, WCB-SBL	27	206	7.6		
6. Jared Harper, BIR	23	173	7.5		
7. Kendall Smith, SCW	25	188	7.5		
8. Devon Dotson, WCB	25	177	7.1		
9. Zavier Simpson, OKL	35	237	6.8		
10. Ashton Hagans, RAP	27	181	6.7		
11. Joel Ayayi, CAP	29	192	6.6		
12. Hassani Gravett, LAK	32	208	6.5		
13. Shaquille Harrison, DEL	27	173	6.4		
14. Walter Lemon Jr., FWN	32	205	6.4		
15. Matt Coleman, STO	32	202	6.3		
16. Craig Randall, LIN	27	170	6.3		
17. Chris Clemons, MNE	26	163	6.3		
18. Joe Chealey, GBO	28	171	6.1		
19. Mason Jones, SBL	28	171	6.1		
20. Frankie Ferrari, SCW	28	171	6.1		

FIELD GOAL PCT.			
	FG	FGA	PCT
1. Tacko Fall, CLC	165	216	.764
2. Shevon Thompson, ACC	141	205	.688
3. Tyler Cook, WCB	128	190	.674
4. Emanuel Terry, STO	181	270	.670
5. Zach Hankins, BIR	183	274	.668
6. Cheick Diallo, MCC	195	293	.666
7. Charles Bassey, DEL	133	205	.649
8. Jeremiah Tilmon, LAK	130	202	.644
9. Jay Huff, SBL	184	287	.641
10. Yoeli Childs, SLC	156	249	.627

3-PT FIELD GOAL PCT.			
	3FG	3GA	PCT
1. Jodie Meeks, RAP	32	66	.485
2. Lindy Waters, OKL	42	87	.483
3. Devin Cannady, LAK	59	126	.468
4. Micah Potter, SXF	49	111	.441
5. Quinn Cook, STO	33	75	.440
6. Jalen Crutcher, GBO	99	227	.436
7. Jeff Dowtin, WIS-LAK	38	88	.432
8. Tyrone Wallace, LIN	47	109	.431
9. Nik Stauskas, GRG-MNE	56	130	.431
10. Marcus Georges-Hunt, CPS	55	129	.426

FREE THROW PCT.			
	FT	FTA	PCT
1. Jordan Schakel, CAP	49	53	.925
2. Joe Chealey, GBO	71	77	.922
3. Darius Adams, BIR-FWN	64	70	.914
4. Myles Powell, DEL	52	57	.912
5. Joe Young, BIR	50	56	.893
6. Cassius Winston, CAP	48	54	.889
7. Quinnndary Weatherspoon, SCW	55	62	.887
8. Justin Anderson, FWN	77	87	.885
9. Mac McClung, WCB-SBL	69	78	.885
10. Justin Jackson, TEX	68	77	.883

STEALS PER GAME			
	G	STL	AVG
1. Trevelin Queen, RGV	19	60	3.2
2. Gabe York, FWN	34	83	2.4
3. Darius Adams, BIR-FWN	27	61	2.3
4. Nate Hinton, FWN	33	70	2.1
5. Shaquille Harrison, DEL	27	56	2.1
6. Devon Dotson, WCB	25	50	2.0
7. Braxton Key, DEL	24	48	2.0
8. Ashton Hagans, RAP	27	50	1.9
9. Jordan Goodwin, CAP	31	57	1.8
10. Ahmad Caver, MHU	29	53	1.8

BLOCKS PER GAME			
	G	BLK	AVG
1. Tacko Fall, CLC	26	71	2.7
2. Jay Huff, SBL	28	68	2.4
3. EJ Onu, TEX-MHU	26	56	2.2
4. Selom Mawugbe, SCW	23	47	2.0
5. Kai Jones, GBO	24	49	2.0
6. Moses Wright, ACC-TEX	29	53	1.8
7. Aric Holman, AUS	31	52	1.7
8. Braxton Key, DEL	24	39	1.6
9. Jon Teske, LAK	29	46	1.6
10. Scottie Lewis, GBO	32	47	1.5

MINUTES PER GAME			
	G	MIN	AVG
1. Craig Randall, LIN	27	1102	40.8
2. Gabe York, FWN	34	1292	38.0
3. Nate Hinton, FWN	33	1241	37.6
4. Mason Jones, SBL	28	1043	37.2
5. Javonte Smart, WIS-SXF	25	920	36.8
6. Ahmad Caver, MHU	29	1063	36.7
7. Justin Jackson, TEX	28	1016	36.3
8. Jared Wilson-Frame, SLC	32	1158	36.2
9. Mac McClung, WCB-SBL	27	976	36.2
10. Cat Barber, CPS	28	1012	36.1

2021-22 NBA G LEAGUE SHOWCASE CUP STANDINGS

CENTRAL

TEAM	W-L	PCT	GB	HOME	ROAD	LAST 10	STREAK
Fort Wayne	9-5	.643	---	4-2	5-3	6-4	W1
Motor City	9-5	.643	---	3-3	6-2	7-3	L1
Wisconsin	9-5	.643	---	5-2	4-3	5-5	L2
Iowa	7-7	.500	2.0	5-2	2-5	4-6	W1
Cleveland	6-8	.429	3.0	4-3	2-5	4-6	L4
Grand Rapids	5-8	.385	3.5	2-5	3-3	4-6	L4
Windy City	2-7	.222	4.5	0-3	2-4	2-7	W1
Sioux Falls	2-10	.167	6.0	2-5	0-5	2-8	L1

EAST

TEAM	W-L	PCT	GB	HOME	ROAD	LAST 10	STREAK
Delaware	14-1	.933	---	9-0	5-1	10-0	W12
Maine	10-4	.714	3.5	4-4	6-0	7-3	L2
Capital City	7-7	.500	6.5	5-2	2-5	4-6	W1
College Park	5-9	.357	8.5	3-4	2-5	5-5	W4
Westchester	5-9	.357	8.5	4-2	1-7	5-5	W1
Raptors 905	4-8	.333	8.5	3-3	1-5	2-8	L4
Long Island	4-10	.286	9.5	3-4	1-6	3-7	L3

SOUTH

TEAM	W-L	PCT	GB	HOME	ROAD	LAST 10	STREAK
Rio Grande Valley	10-4	.714	---	5-2	5-2	6-4	W1
Austin	9-5	.643	1.0	4-3	5-2	7-3	W6
Birmingham	9-5	.643	1.0	7-1	2-4	7-3	W7
Texas	8-6	.571	2.0	4-3	4-3	4-6	L1
Memphis	6-8	.429	4.0	3-4	3-4	4-6	L4
Lakeland	5-9	.357	5.0	1-6	4-3	4-6	L6
Mexico City	4-10	.286	6.0	2-6	2-4	2-8	L2
Greensboro	4-10	.286	6.0	1-6	3-4	4-6	L1

WEST

TEAM	W-L	PCT	GB	HOME	ROAD	LAST 10	STREAK
South Bay	10-4	.714	---	5-2	5-2	7-3	L1
Oklahoma City	10-5	.667	0.5	6-1	4-4	6-4	L1
Agua Caliente	9-5	.643	1.0	3-3	6-2	6-4	W3
G League Ignite	7-7	.500	3.0	2-5	5-2	6-4	L1
Stockton	7-7	.500	3.0	3-4	4-3	4-6	W1
SANTA CRUZ	6-8	.429	4.0	2-5	4-3	5-5	W2
Salt Lake City	4-10	.286	6.0	2-5	2-5	3-7	W2

2021-22 NBA G LEAGUE SHOWCASE CUP RESULTS

QUARTERFINALS (Single Elimination)

Sunday, December 19 - South Bay Lakers defeat Wisconsin Herd, 119-112
 Delaware Blue Coats defeat Fort Wayne Mad Ants, 126-101
 Oklahoma City Blue defeat Rio Grande Valley Vipers, 119-113 (OT)
 Motor City Cruise defeat Maine Celtics, 116-103

SEMIFINALS (Single Elimination)

Tuesday, December 21 - Oklahoma City Blue defeat Motor City Cruise, 99-97
 Delaware Blue Coats defeat South Bay Lakers, 122-108

FINALS (Single Elimination)

Wednesday, December 22 - Delaware Blue Coats defeat Oklahoma City Blue, 104-96

SANTA CRUZ WARRIORS 2022-23 SCHEDULE



SANTA CRUZ WARRIORS 2022-23 SEASON

Presented by *ticketmaster*

NOVEMBER 2022

SUN	MON	TUE	WED	THU	FRI	SAT
		01	02	03	04 ONT 7:00PM	05 ONT 7:00PM
06	07	08	09 OKL 10:00AM	10 OKL 5:00PM	11	12 GLI 7:00PM
13	14	15	16	17	18	19 SBL 7:00PM
20 SLC 6:00PM	21 SLC 6:00PM	22	23	24	25 GLI 7:00PM	26 STO 7:00PM
27	28	29	30			

DECEMBER 2022

SUN	MON	TUE	WED	THU	FRI	SAT
				01	02 STO 7:00PM	03 STO 7:00PM
04	05	06	07	08	09 SBL 7:00PM	10
11 OKL 3:00PM	12	13	14 SBL 7:00PM	15	16 GLI 7:00PM	17
NBA G LEAGUE WINTER SHOWCASE						
18	19	20	21	22	23	24
25	26	27	28	29 STO 7:00PM	30 STO 7:00PM	31

JANUARY 2023

SUN	MON	TUE	WED	THU	FRI	SAT
01	02	03	04	05 GLI 7:00PM	06 GLI 7:00PM	07
08 OKL 9:00AM	09	10	11	12 SXF 7:00PM	13 SXF 7:00PM	14
15	16	17 MHU 5:00PM	18 MHU	19	20 MXC 5:00PM	21
22 MXC 4:00PM	23	24	25	26	27 SBL 7:00PM	28
29 SBL 5:00PM	30	31				

FEBRUARY 2023

SUN	MON	TUE	WED	THU	FRI	SAT
			01	02	03 ONT 7:00PM	04
05	06	07 WIS 4:00PM	08	09 WCB 9:00AM	10	11 WCB 5:00PM
12	13	14	15 TEX 7:00PM	16	17	18
19	20	21	22 AUS 7:00PM	23	24 AUS 7:00PM	25 SLC 7:00PM
26	27	28				

MARCH 2023

SUN	MON	TUE	WED	THU	FRI	SAT
			01	02 CLC 7:00PM	03	04 CLC 7:00PM
05	06	07 BIR 9:00AM	08	09 BIR 5:00PM	10	11 WES 7:00PM
12	13	14	15 SLC 7:00PM	16	17 IWA 7:00PM	18 IWA 7:00PM
19	20	21 RGV 5:00PM	22	23 RGV 5:00PM	24	25 TEX 7:00PM

TEAM ABBREVIATIONS

AUS Austin Spurs	RGV Rio Grande Vipers
BIR Birmingham Squadron	SLC Salt Lake City Stars
CLC Cleveland Charge	SXF Sioux Falls Skyforce
GLI G League Ignite	SBL South Bay Lakers
IWA Iowa Wolves	STO Stockton Kings
MHU Memphis Hustle	TEX Texas Legends
MXC Mexico City Capitanes	WES Westchester Knicks
OKL Oklahoma City Blue	WCB Windy City Bulls
ONT Ontario Clippers	WIS Wisconsin Herd

HOME **AWAY**

*ALL TIMES ARE IN PACIFIC STANDARD



G LEAGUE AFFILIATE OF THE
GOLDEN STATE WARRIORS



@GLEAGUEWARRIORS
@SANTACRUZWARRIORS

SCWTEAMSTORE.COM | BROADCAST INFO: SANTACRUZBASKETBALL.COM/TUNEIN | 831.713.4400

WARRIORS IN THE COMMUNITY





About NBA Cares

NBA Cares is the league's global social responsibility program that builds on the NBA's mission of addressing important social issues. NBA Cares programs and participants have provided more than 6.2 million hours of hands-on service and created more than 2,042 places where kids and families can live, learn or play in communities around the world. Internationally, NBA Cares has created more than 375 places where kids and families can live, learn or play in 40 countries and territories. NBA Cares works with nationally and internationally recognized youth-serving programs that support education,

youth and family development, and health-related causes, including: Boys & Girls Clubs of America, Vera Institute of Justice, Thurgood Marshall College Fund, UNICEF, Special Olympics, The Jed Foundation, Share Our Strength and GLSEN.



WARRIORS COMMUNITY FOUNDATION

The Golden State Warriors Community Foundation, the philanthropic arm of the Golden State Warriors, is committed to supporting educational equity for underserved Bay Area youth. Since its inception in 2012, the Foundation has delivered over \$30 million in economic impact to support educational equity and youth development in the Bay Area. This includes their annual education grants to nonprofits in Alameda and San Francisco Counties, the season-long Hoops 4 Kids program (warriors.com/kids), Generation Thrive, basketball court renovations, and ticket donations

To date, the Foundation has rebuilt more than 90 public basketball courts around the Bay Area, helping to revitalize local communities with safe and clean places for families and youth to enjoy the game of basketball.

Finally, the Foundation has donated over 20,000 tickets to schools and nonprofits that serve low-income children, helping to share the joy and excitement of Warriors home games.

The Foundation is sustained by generous contributions from Warriors owners, players, partners, and fans.



GENERATION thrive



The Warriors Community Foundation and Kaiser Permanente partnered in 2019 to create Generation Thrive – the first-of-its-kind nonprofit accelerator that supports Bay Area nonprofit organizations and schools through education and wellness programming. Generation Thrive hosts Warriors Community Foundation grantees, and Kaiser Permanente selected nonprofit organizations at the Golden State Warriors on-site facility in Oakland. An additional location will open in 2022 at Thrive City in San Francisco on the Golden State Warriors Chase Center campus.

Generation Thrive advances educational attainment, wellness, and equity for Bay Area youth by providing capacity building and collaboration opportunities for youth-serving nonprofits and educators and wellness programming for the youth they serve. Generation Thrive is focused on providing support in three key areas: educational equity, college and career readiness, and health and wellness. Generation Thrive provides programming that supports nonprofits and schools through capacity-building, collaboration, and coaching through a tiered, free membership model. The ultimate goal of Generation Thrive is to take care of the people who care for Bay Area youth so they can thrive without limitations based on race, class, gender, language, zip code, or citizenship status.

Since its launch in 2019, Generation Thrive has provided over 180 hours of free professional development and wellness programming for more than 2,500 Bay Area teachers, educators, and youth development specialists. In addition, Generation Thrive serves as the convener of quality development opportunities, from creating anti-racist and inclusive classrooms to emotional intelligence training to celebrating diverse cultures through various health and wellness sessions such as Mindfulness and West African dance classes.

In 2020, in partnership with CORO NorCal, the Generation Thrive Leadership Network graduated its inaugural cohort of 24 Bay Area emerging leaders in the nonprofit sector who are youth development specialists. Fellows participated in a rigorous three-month leadership development program. Throughout the program, fellows gained proficiency in Coro's six key leadership competencies: self-awareness, communication, critical thinking, inclusion, collaboration, and empowered professionalism. In 2021, Generation Thrive, in partnership with Accenture developed a brand-new leadership development program for Bay Area C-Suite nonprofit leaders called, Bridging the Bay.



MOSES MOODY



WARRIORS

IN THE COMMUNITY

The Warriors are committed to taking an active interest in the well-being of our community and to be great corporate citizens. We strive to develop life-long fans of the game of basketball through cause-marketing programs and initiatives. We are dedicated to improving the quality of life for those that are underserved in our community.

GOLDEN STATE WARRIORS COMMUNITY PILLARS

EDUCATION: The Warriors invest in educational programs to promote equity of life outcomes driven by education attainment. The intended outcomes of our educational programs are to:

- Increase the number of Bay Area youth of color engaged in high quality educational experiences in STEAM and literacy
- Increase the number of Bay Area youth of color on track to complete college
- Increase the number of Bay Area youth of color exposed to a variety of career pathways
- Enhance student and family experiences at Malcom X Academy

COMMUNITY HEALTH & WELLNESS: The Warriors support a variety of physical and mental health and wellness initiatives that promote resilient communities where all people can thrive. The intended outcomes of our health & wellness programs are to:

- Increase the physical health and mental resilience in Bay Area communities of color
- Increase the quality and quantity of community spaces in underserved Bay Area that promote wellness

SUSTAINABLE LOCAL ECONOMIES: The Warriors support and patronize businesses led by entrepreneurs of color, and initiatives that strengthen local economic development in the Bay Area, including workforce and job training. The intended outcomes of our sustainable local economies programs are to:

- Increase access to jobs for workers in the Bay Area
- Increase self-sufficiency of Bay Area communities of color
- Support and increase the number of successful entrepreneurs of color in the Bay Area

POLICY ADVOCACY AND CIVIC ENGAGEMENT: The Warriors seek to dismantle structural and systemic racism by using our platform to enfranchise voters, and to amplify and support public policy that address racial equity and systemic racism. The intended outcomes of our civic engagement programs are to:

- Increase the number of people participating in the Election and pledging to vote
- Increase participation in policy dialogue and public discussion (ie. Engagement with law enforcement, lawmakers, etc.)

LEARNING WITHOUT LIMITS (EDUCATION)

Learning Without Limits presented by ABD, in partnership with Facing History and Ourselves transforms students' history book lessons into inspiring lessons in humanity, and empowers youth who will change the world for the better. This program also addresses racism, antisemitism, and prejudice at pivotal moments in history; it helps students connect choices made in the past to those they will confront in their own lives. Learning Without Limits offers a 4 part learning series, Raising Upstanders. Upstanders are individuals or groups who speak or act in support of other individuals or a cause, particularly someone who intervenes on behalf of a person being attacked or targeted. This learning series provides students with the foundational knowledge, skills and dispositions to participate in society in an active and socially just way.

ADDITIONAL EDUCATION PROGRAMS

- Back to School in the Bay
- Bay Area All-Star Scholarship Team
- Beyond the Baseline
- Future Leaders
- Read to Achieve



CHEF ACADEMY (COMMUNITY HEALTH & WELLNESS)

Chef Academy presented by Lucky California in partnership with 18 Reasons promotes healthy living by providing youth (3rd - 5th grade) with engaging, hands-on experience preparing and cooking nutritious foods. The program teaches fundamental culinary skills and provides healthy food options for youth and families to consider adopting into their lives. Through a series of programming, students learn from a variety of chefs and nutritionists with diverse backgrounds and are equipped with the knowledge and tools to choose food wisely, and families learn to buy and make healthy, affordable meals. Lessons include basic principles of healthy eating and safe cooking, knife and plating skills, colorful fruits and vegetables, smart snacking and healthy versions of fast food favorites.



ADDITIONAL HEALTH & WELLNESS PROGRAMS

- Get Fit

HOME COURT ASSIST

The Golden State Warriors, in partnership with JP Morgan Chase (JPMC) have created a program called Home Court Assist. They have worked with Chase small business clients and community organizations to create a meal distribution program to bring fresh meals to those who need it most. The program supports local restaurants with business while simultaneously feeding community members who need a fresh meal.



ADDITIONAL POLICY ADVOCACY & CIVIC ENGAGEMENT PROGRAMS

- Building Bridges
- Go Green
- Helping Hands
- Hoops for Troops
- Local Warriors
- Peaceful Warriors



WARRIORS 2021-22 SEASON COMMUNITY HIGHLIGHTS #STRENGTHINNUMBERS

• 2,700 POUNDS OF NUTRITIOUS FOOD DISTRIBUTED

2,700 pounds of nutritious food distributed to underserved families through the Chef Academy program.

• 278 STUDENTS EXPOSED TO STEM AND SPORTS

Over 278 students were exposed to opportunities and careers in STEM and Sports through the Basketball Decoded program.

• 5.3 MILLION DOLLARS DONATED

During the 2021-22 season, the Warriors Community Foundation's total giving amount was \$5.3M. This includes grants awarded through the education grants program, the Hoops4Kids program, support provided through Generation Thrive, the Making Hoops court refurbishment program, and donated tickets and suites. Since inception in 2012, the Warriors Community Foundation has contributed over \$30M for education and youth development in the Bay Area.

• 1.85 MILLION DOLLARS GRANTED

During the 2021-22 season, the Warriors Community Foundation announced a slate of \$1.85 million in grants to organizations working to improve educational equity in the Bay Area, the most in a single year since the Foundation's inception in 2012.

• 588,000 DOLLARS GRANTED

During the 2021-22 campaign, the Warriors Community Foundation, with support from presenting sponsor Salesforce, awarded an additional \$588,000 to eight organizations through their season-long Hoops 4 Kids Program. Hoops 4 Kids beneficiaries included Bay Scholars, Boys & Girls Clubs of Oakland, Boys & Girls Clubs of San Francisco, East Oakland Youth Development Center, Playworks Northern California, Real Options for City Kids (R.O.C.K.), SEO Scholars, and Tandem.

125: Hours of professional development sessions for over 2,400 participants, serving over 360 Bay Area educators and nonprofit professionals with Generation Thrive.

24: In February 2021, in partnership with Kaiser Permanente and Coro Northern California, we launched the inaugural Generation Thrive Leadership Network fellowship with 24 incredible emerging nonprofit leaders representing Warriors Community Foundation grantees. Fellows accelerated their skills and leadership development through learning adaptive leadership fundamentals, self-care practices, developing a professional narrative, and strategic networking. Over the course of the 16 week-program, fellows interviewed esteemed community, and civic leaders Mayor Libby Schaaf (Oakland), Chris Iglesias (CEO, The Unity Council) and Maria Su (Executive Director, Department of Children, Youth and Their Families – City and County of San Francisco).

• 4 COURTS RENOVATED

In 2021-22, the Warriors Community Foundation refurbished four basketball courts - including additional work in Marin City at the Manzanita Recreation Center, one in East Oakland at Markham Elementary School, and two in San Francisco, at the Boys and Girls Clubs of SF Willie Mays Clubhouse (Bayview Hunters Point), and the Ping Yuen residences operated by the Chinatown Community Development Center. The renovations will support vulnerable communities and encourage healthy activity and play. The Foundation has refurbished over 90 courts since 2012.

• 5,000 HOURS DONATED

Front Office employees have donated over 5,000 hours of community service through the Warriors Helping Hands volunteer program.



Warriors Basketball Academy, powered by Rakuten, has evolved into one of the most impactful youth basketball programs in the NBA. A member of the Jr. NBA's Flagship Network, Warriors Basketball Academy has been deemed one of 18 best-in-class youth basketball organizations in the country that share the Jr. NBA's vision for how the game should be taught. Operating out of the Warriors former practice facility in Oakland, Warriors Basketball Academy made significant upgrades to provide improved skill development and training options for participants. The Warriors Basketball Facility in Oakland is the first NBA team-owned facility in the U.S. dedicated to youth basketball development.

In addition to programming at the Oakland facility, Warriors Basketball Academy continues to impact the Bay Area youth basketball landscape by facilitating longstanding programs, Warriors Basketball Camp and the Junior Warriors Basketball League, throughout the region.

Warriors Basketball Camp, powered by Rakuten, has attracted over 70,000 youth to participate in hundreds of sessions in over 30 cities around the Bay Area, plus a camp on Oahu, Hawaii. In addition to campers from throughout the U.S., the team has hosted youth from six different continents - Africa, Asia, Australia, Europe, North America and South America. During the summer of 2022, Warriors Basketball Camp conducted in-person summer sessions registering over 3,500 youth from 26 different states and nine different countries including Canada, Germany, Israel, France, Mexico, Singapore, South Korea, Spain and the Netherlands. A handful of Warriors Basketball Camp alumni have gone on to play professionally both in the NBA and overseas. Former Warriors forward Juan Toscano-Anderson is the third former participant to play in the NBA, the first to have played for the Golden State Warriors and the first to win an NBA Championship.

This past summer, Warriors Basketball Camp conducted 36 in-person sessions at 22 Bay Area locations for youth ages 8-17. The schedule was highlighted by two outdoor sessions, in partnership with Invisalign, at Thrive City, the community gathering space surrounding Chase Center, and seven sessions at the team's Oakland facility that integrated Shoot 360 technology. The Overnight Camp also returned and featured NBA Champions - Juan Toscano-Anderson, Gary Payton II and Damion Lee. For the first time ever, this session was held at the Warriors Basketball Facility in Oakland.

The Junior Warriors Basketball League offers a unique basketball experience for Bay Area youth, ages 5-17. Through partnerships with local youth agencies, the Warriors aim to enhance existing leagues by providing special benefits for all participants, including reversible jerseys and shorts, headbands, certificates of participation and ticket options for Warriors home games. The league also offers a Coaches Clinic, featuring members of the Warriors coaching staff, for all volunteer coaches participating in the program. Over 200,000 Bay Area youth have been able to participate in the Junior Warriors Basketball League since its inception in 2000.

Warriors Basketball Facility in Oakland provides youth access to a year-round skill development and performance enhancement training space 7-days per week. The features of the facility include programs such as private training, skill development classes, and birthday workouts in addition to daily access via Shoot 360, the newly installed performance technology that allows participants the ability to test, train and track every component of their workout. Shooting cages allow participants to get instant performance analytics in real time via live shot charts showing shot arc, shot depth and left/right differential, while the skill cages provide interactive ball-handling. Passing simulators engage participants by tracking and grading their performance. To complement the technology, the Warriors Basketball Academy staff engages and assists with participants during their workouts. Warriors Basketball Academy is the first youth basketball program in the NBA to feature Shoot 360 technology.

More information can be found online at www.gswacademy.com.



SHOOT 360

Eligibility: Grades 3-12

A new component within Warriors Basketball Academy, this technology will increase the skill level of our participants by measuring and tracking shooting percentage, left/right accuracy, shot arc, and shot depth of every athletes' shot. The skill cages will enable our participants to follow a virtual trainer to put their ball-handling and passing skills to the test.



SHOOTING

Take your shooting skills to new levels with Shoot 360! Test, train and track your shot like never before!



PASSING

Put your passing skills to the test and experience the world's first high-tech passing skill court. You'll develop better accuracy, speed and timing with your passes.



BALL-HANDLING

Improve your ball-handling skills with our virtual trainer who will lead you through a series of guided workouts.





BRANDON SCHNEIDER
PRESIDENT & CHIEF OPERATING OFFICER

The 2022-23 NBA season will mark Brandon Schneider's 21st season with the Warriors organization, his first as the team's president and chief operating officer. In this role, Schneider reports to Co-Executive Chairman & CEO Joe Lacob and Co-Executive Chairman Peter Guber, and oversees all business-related operations for the Warriors, including Chase Center and Thrive City, a privately financed sports and entertainment district in San Francisco's Mission Bay neighborhood that opened in September 2019. Schneider was promoted to his current role in April of 2021, following three years as the chief revenue officer.

In his three years as chief revenue officer, Schneider was responsible for strategic planning and execution related to all of the organization's sales and activation efforts at Chase Center, including tickets, suites, and corporate partnerships. He oversaw the team's digital and marketing teams as well as philanthropic efforts led by the community relations group and the Warriors Community Foundation of which he sits on the board. He managed the team's retail business both online and at Chase Center, and worked to create the best overall fan experience at Chase Center. Schneider also oversaw the Warriors' NBA G League team, the Santa Cruz Warriors. Prior to assuming chief revenue officer, Schneider served four seasons as senior vice president, business development; two seasons as group vice president, ticket sales and services; and three seasons as vice president, ticket sales and services. Schneider originally joined the Warriors in the summer of 2002 as a season ticket account executive before being promoted to ticket sales manager in June of 2004 and assistant director of ticket sales the following April.

Under Schneider's leadership, the Warriors' season ticket base has grown to a capped-out level of 12,000 seats and he spearheaded a successful renewal strategy that has resulted in a 90-percent plus season ticket renewal rate in each of the past six seasons. The Warriors launched a Priority Wait List for season tickets prior to the 2013-14 season, and that list has grown to more than 40,000 members who are committed to purchasing season tickets if/when they become available.

He pushed the organization to successfully adopt a dynamic ticket pricing model prior to the 2011-12 campaign and mirrored the innovative model on the suite level shortly thereafter. He led the Warrior's franchise-record 377-game-and-counting sellout streak by the end of the 2019-20 season, during which the Warriors received a league-leading five "best in industry" awards at the 2019 NBA Sales and Marketing Meetings.

During his tenure with the Warriors, the organization has been recognized with several prestigious awards, including being named "Franchise of the Decade" among all professional sports teams by Sports Business Journal in 2019. Additionally, the Warriors became the first professional team to win Sports Business Journal's "Sports Team of the Year" award on multiple occasions (2014 and 2016).

Schneider was named to Sports Business Journal's Power Players list in 2018 after being named to the publication's Forty Under 40 list in 2017. These honors followed Schneider's inclusion on Forty Under 40 lists by Diablo Magazine in 2015 and the San Francisco Business Times in 2016. Schneider was heavily involved with the completion of the Warriors' state-of-the-art new arena, Chase Center.

A year after its opening in September 2019, Chase Center was named Sports Facility of the Year by Sports Business Journal and has received numerous distinctions and industry awards.

A Bay Area native, Schneider graduated from UCLA in 2001 with a degree in business economics and an accounting minor. A die-hard fan of both the San Francisco 49ers and San Francisco Giants, and an owner of Los Angeles Football Club (LAFC), he lives in Hillsborough with his wife Amanda and their son Tommy.



DONNA DANIELS
CHASE CENTER GENERAL MANAGER

Donna Daniels begins her first season as Chase Center general manager, bringing over 30 years of NBA experience—including 25 years at the NBA league office—to her role in San Francisco. She reports directly to Warriors President and Chief Operating Officer, Brandon Schneider.

In her role, Daniels is responsible for all venue operations, including security, event services, food and beverage, box office, content and programming and guest services.

Prior to joining the Warriors and Chase Center, Daniels served as executive vice president and general manager of the Prudential Center at Harris Blitzer Sports & Entertainment. There, she oversaw all Prudential Center operations, including management of the Grammy Museum Experience at Prudential Center. From 2016-19, she held the title of Harris Blitzer Sports &

Entertainment senior vice president of business operations, where she was responsible for all business operations efforts related to revenue generation and operational efficiencies.

Daniels brings over 30 years of experience in the NBA—including 25 years at the league office. She has held various roles within the league, with her most recent being served as vice president, team marketing and business operations from 2011-16. Her span at the NBA also included stops as vice president of strategic initiatives (2008-11), vice president, TMBO (2004-08), vice president, team sponsorship development (2002-04), vice president, D-League Marketing (2002), and in 2001, was named team president of the Roanoke Dazzle, launching one of the NBA G League’s inaugural teams, where she oversaw all business and basketball operations.

In 2019, Crain’s New York named Daniels to their Notable Women in Sports Business list and she was named a 2020 VenuesNow Women of Influence. In 2021, ROI New Jersey named Daniels a Women in Sports Business Influencer, and Cynopsis Women in Media named her to their annual Operations Front Runners list. A native of the East Coast, Daniels graduated with her Bachelor of Arts from Hobart & Williams Colleges.



DAVID KELLY
CHIEF LEGAL OFFICER, BUSINESS AND BASKETBALL
CHIEF BUSINESS OFFICER, GOLDEN STATE ENTERTAINMENT

David Kelly is in his tenth season with the Warriors, fifth as Chief Legal Officer and second as Chief Business Officer of Golden State Entertainment.

In his current role, Kelly is responsible for all legal matters affecting the company (including transactions, disputes and compliance), and all business operations related to Golden State Entertainment. He manages player development, salary cap management and luxury tax planning for the team, oversees the organization’s human resources and public/governmental affairs departments, assists with college player scouting, and oversees many of the company’s key projects and initiatives on both the business and basketball sides of the company, including legal matters related to the real property acquisition, entitlement, construction and operation of Chase Center and ancillary mixed-use development in San Francisco’s Mission Bay neighborhood.

Kelly spearheaded the launch of Golden State Entertainment in 2022. Golden State Entertainment (GSE) creates original content to tell compelling stories that are both rooted in and transcend the world of sports and entertainment. GSE produces documentaries, collaborates with recording artists on musical releases and marketing and sponsorship opportunities, and hosts culturally relevant events that speak to the Bay Area and the world. GSE is the entertainment and content vertical under the larger company umbrella that encompasses the six-time NBA Champion Golden State Warriors, Santa Cruz Warriors, Chase Center, the Golden Guardians and Warriors Gaming Squad.

Kelly joined the Warriors during the 2011-12 NBA season as vice president and general counsel. He was named general counsel and vice president, basketball management & strategy during 2016 and was then named chief legal officer, business and basketball in 2018.

Prior to joining the Warriors, Kelly was a partner at Katten Muchin Rosenman LLP where he advised clients in connection with public and private acquisitions, securities law compliance, and corporate governance matters. Kelly also provided legal counsel to a variety of sports teams and related clients with respect to television, radio and internet rights agreements, arena/stadium matters, intellectual property issues, and sponsorship and naming rights agreements.

Kelly has a passion for music and his work as a musician has been featured on the CBS Evening News and CNN, and in Time Magazine, the New York Times, the Chicago Tribune and the Wall Street Journal. He has released 8 albums and has toured in the United States, Canada, England, the Netherlands, Sweden, Portugal and Brazil.

A native of Chicago, Kelly earned his Bachelor of Arts degree from Morehouse College in 1996 and his Juris Doctor degree from the University of Illinois College of Law in 2004. He and his wife, Zeenat, have three children.



JEN MILLET
CHIEF MARKETING OFFICER

Jen Millet is entering her sixth season with the Warriors, her second as Chief Marketing Officer after serving as the team's senior vice president of marketing for three seasons.

Millet oversees Golden State Warriors and the Chase Center marketing team which includes, amongst other departments, oversight of all brand, web and digital platforms, technology, game entertainment, an Internal studio group, retail operations, and youth basketball. Millet joined the Warriors in 2017 as the team's vice president of marketing and digital.

Under her direction, the organization created and launched a successful marketing campaign to welcome fans back to Chase Center safely during the pandemic, an effort that included all required health and safety information for fans. Additionally, Millet guided the marketing campaigns to

open Chase Center and Thrive City, the surrounding district of Chase Center, in 2019. Under her watch, the Warriors have grown their social media following to 50 million across their various social media platforms and generated a collective growth of more than 15% in the last 12 months, creating over 7 billion total impressions. Under Millet's guidance, the Warriors Studio team has won 10 video awards – six Bay Area Emmy Awards and four Telly Awards, along with growing the Warriors Basketball Camp to the largest across the NBA. In addition, Millet was responsible for creating Chase Center's robust art program which includes 'Seeing spheres', a signature piece from international artist Olafur Eliasson; Sports and the Arts (SATA) commissioned one-of-a-kind, museum-quality art, and photography created mostly by local artists that showcase Warriors, entertainment and regional history; the San Francisco Museum of Modern Art (SFMOMA) who loaned two pieces and commissioned two pieces; and naming rights partner JPMorgan Chase who provided artwork from their JPMorgan Chase Art Collection.

A marketing professional with over 17 years of experience, Millet most recently served as vice president of consumer marketing for Pandora where she successfully led a brand redesign and launched several new product lines. Prior to her two-year tenure at Pandora, Millet worked for Rdio, StubHub, and Live Nation.

She earned a bachelor's degree in English language and literature/letters from the University of Colorado Boulder. Millet is a board member of the Boys and Girls Club of San Francisco and chairs the organization's marketing committee, and she lives in San Francisco with her husband, and daughter, Abbey.



JOSH PROCTOR
CHIEF FINANCIAL OFFICER

Josh Proctor joined the Warriors in January 2021 as the team's Chief Financial Officer and is now in his second season with the team. Proctor, who has over 20 years of financial management experience, oversees all financial operations, business development, and business analytics for the seven-time NBA Champion Golden State Warriors, Chase Center, the privately financed, 18,000+ seat arena in San Francisco's Mission Bay neighborhood, and Thrive City, the 3.2-acre outdoor district surrounding the venue.

Proctor joins the franchise following six years at Nike, where he most recently served as the Senior Director of North America Strategy. In this role, Proctor led the development of the overall marketplace strategy for the company's largest operating segment. Acting as the chief of staff to Nike's GM of North America, he drove monthly and quarterly business reviews and partnered with

the segment CFO to develop the annual operating plan. Proctor joined Nike in 2014 as the Finance Director for Men's Training in North America, where he managed a multi-billion-dollar P&L.

Prior to his time at Nike, Proctor spent four years as the Vice President of Strategic Planning for the San Francisco 49ers. During his tenure, Proctor played a key role in the financing of Levi's Stadium, managing the overall project pro-forma and working closely with the league office/lending group. Additionally, he led the initial concessionaire selection process at Levi's and led the launch of 49ers Gameday Live, the official mobile app for the team. He also brings experiences from multiple stints with the Walt Disney Company, where he most recently served in the company's corporate finance group, as well as strategy and business development roles at Gap Inc.

Proctor graduated from the University of Southern California with a B.S. in Business Administration and Management. He went on to receive his MBA from Stanford University. Proctor spent six years as a board member with the Buck Cardinal Club, the primary fundraising board for Stanford Athletics. His duties included serving as the Board's treasurer, where he developed fiscal fundraising targets and led the creation of financial models for evaluating incremental donor revenue for Stanford's Football Stadium. For his efforts with the Board, he was awarded the Charles Gundelach Award for Inspirational Service in 2014.

**JOHN BEAVEN****EXECUTIVE VICE PRESIDENT, TICKET SALES & SERVICES**

John Beaven is currently in his 20th season with the Golden State Warriors organization, his second as the team's Executive Vice President of ticket sales and services, following three seasons serving as the senior vice president of ticket sales and services.

In his current role, Beaven is responsible for all aspects of the team's ticket and suite efforts, including strategic planning and execution for season ticket and single-game initiatives, customer service, and premium suite sales and service efforts. Beaven's role includes the oversight of the Warriors Community Foundation, that aids in uplifting the Bay Area Community. Under his direction during the 2021-22 season, the Warriors Community Foundation raised a total giving amount of 3.7 million dollars gifted through donations and grants awarded through the annual educational grants program, the Hoops4Kids program, and the Making Hoops court refurbishment program.

Throughout the pandemic, Beaven guided the Warrior's sales and service teams, navigating building capacity challenges, fan communication regarding health and safety, and season ticket and suite lease logistics. He played a critical role in Operation Dub Nation, a task force that rolled out a first-of-its-kind testing program, requiring all fans to show proof of a negative test before venue entry. The plan included mailing FDA-approved, at-home, molecular COVID-19 tests to fans, in addition to allowing on-site testing.

Leading up to the opening Chase Center, Beaven played a key role in the creation and implementation of the team's new, innovative membership program, and oversaw the successful transition of the team's season ticket holder base from Oakland Arena to Chase Center. During his tenure, the Warriors have sold out 377-straight home games, spanning eight seasons. Additionally, Beaven has led efforts to launch SuiteXchange, an industry-first authentic and verified suite resale marketplace. In addition to his ticketing responsibilities, Beaven was key in planning and executing the 2018 NBA Championship parade.

Prior to being promoted to senior vice president, Beaven served as the team's vice president of ticket sales and service for four seasons, previously serving as the executive director of ticket sales, including in the summer of 2013 when the team surpassed 14,000 season ticket holders for the first time in franchise history. Previously, he also served as the team's director of group sales for three seasons, when he helped double the department's annual sales numbers and managed to eclipse the league benchmark of 3,000 departmental group tickets sold per game for the 2009-10 season. He originally joined the organization in 2003 as a season ticket account executive before being named group sales manager two years later.

A native of London, England, Beaven spent his childhood in New York City and Sacramento, Calif., receiving his bachelor's degree in general biology from the University of California, San Diego in 2002. Beaven has a daughter, Sara, and currently resides in San Francisco, Calif., with his wife, Tarah, their son Foster and youngest daughter Starling, and dog, Taz.

**MIKE KITTS****EXECUTIVE VICE PRESIDENT OF PARTNERSHIPS**

Mike Kitts is entering in his eleventh season with the Warriors, his second as the executive vice president of partnerships.

In his current role, Kitts oversees the Warriors' partnership sales, development, and insights teams, and he is responsible for all partner strategy and revenue, across all company-owned properties: Golden State Warriors (NBA), Chase Center, Santa Cruz Warriors (G League), Golden Guardians (League of Legends) and Warriors Gaming Squad (NBA 2K League). Kitts was responsible for developing the team's partnership vision for Chase Center and Thrive City.

Under Kitts' guidance, the organization created a robust portfolio of Chase Center Founding Partners, which includes Accenture, Adobe, Google Cloud, Hewlett Packard Enterprise (HPE), Kaiser Permanente, Oracle, PepsiCo, Rakuten, RingCentral, Ticketmaster, United Airlines and Verizon, along with naming rights partner JPMorgan Chase. Under Kitts' guidance, the Warriors became the first team to break the \$100 million barrier in partnership revenue in a single season in 2019-20, once again leading the league in corporate partnership revenue.

In 2022, Kitts played a crucial role in leading the organization's efforts to re-sign Rakuten as the team's badge partner, facilitating the NBA's most extensive multi-year partnership renewal. Through strategic planning and execution, Kitts and his team have been a critical component of Rakuten's explosive brand recognition amongst U.S. consumers through the Warriors jersey badge, derived from broadcast, digital and social media impressions.

Kitts joined the Warriors in 2012 as director of partnership sales, before being promoted to vice president in 2017 and senior vice president of partnerships in 2019. His resume includes over 18 years of marketing and sports experience, with stints at Learfield Sports, a sports marketing firm, and the San Diego Sports Commission, where he served as director of business development.

The San Diego native earned his bachelor's degree in business management at Lynn University and his MBA from the sports management program at San Diego State University. He received the honor of "Distinguished Alumni of the Year" at both universities.



YOYO CHAN MURPHY

SENIOR VICE PRESIDENT, GOVERNMENT AND COMMUNITY RELATIONS

Yoyo Chan Murphy is entering her sixth season with the Golden State Warriors organization, her first as senior vice president of government and community relations, following three seasons serving as vice president of government and public affairs.

In this role, she is responsible for the company's social responsibility efforts, community programs, and partnerships. Murphy's role includes oversight of the organization's government and external relations efforts. Under her direction during the 2021-22 season, she led the company's 'Operation Dub Nation,' a first-of-its-kind health and safety plan to welcome fans back to live events at Chase Center. Murphy spearheaded Chase Center's efforts in hosting the 2022 NCAA Men's Basketball West Regionals, held for the first time in San Francisco since 1946. This was one of the first large

Citywide events to occur since the COVID-19 pandemic, which drove over \$21.5M of economic impact for San Francisco.

During the Warriors' planning phases before opening Chase Center, Murphy played a crucial role in developing the 'Chase Center Training Program,' in partnership with JP Morgan Chase, to provide training and employment for local workers in the community in various functions. The program resulted in an additional 1,500 local workers on the construction site during the peak phases of the process and equipped them with long-term trade skills to be hired by local unions to drive economic impact.

Leading up to Chase Center's grand opening, Murphy spearheaded all community outreach efforts and was the liaison between the Warriors and all government stakeholders. These efforts included the development of the arena's public transportation plan, which was awarded the prestigious California Transportation Foundation's Public Outreach Program of the Year Award. Murphy also helped develop the organization's plan to hire and integrate local and small businesses into its business model, highlighted by introducing the Taste Makers at Chase Center program, providing local food and beverage small businesses the opportunity to have a presence at Chase Center.

Prior to being promoted to vice president, Murphy served as director of public affairs. Before her tenure with the Warriors, Murphy was Legislative Aide to then San Francisco Supervisor Malia Cohen, where she was responsible for providing political and policy analysis on issues related to land use, development, and the City's budget. Prior to her role at San Francisco City Hall, she worked at Barbary Coast Consulting, where she worked on community organizing efforts for various development projects, including Sutter Health's \$2.1 billion hospital rebuild project in San Francisco.

A native of San Francisco, Murphy serves on the Board of Directors of San Francisco Travel, the Leo T. McCarthy Center for Public Service and the Common Good at USF and the Cal Asian Chamber of Commerce. She holds a B.A. in International Relations and Political Science from the University of California, San Diego.



ERIN DANGERFIELD

SENIOR VICE PRESIDENT, PEOPLE AND CULTURE

Erin Dangerfield is entering her fifth season with the Warriors, first as senior vice president, people and culture. Dangerfield brings over 17 years of human resources experience to the role and has worked in a variety of fields including wholesale distribution, real estate, agriculture, non-profit, and now sports and entertainment.

In her current role, Dangerfield oversees the company's talent acquisition, diversity, equity and inclusion, employee experience, learning & development, labor relations, human resources operations for the approximately 2500 full-time and part-time employees working across business, arena, basketball, and e-sports operations.

Prior to joining the Warriors, Dangerfield worked at ALCAL Industries, Inc., overseeing the human resources, information technology and business operations functions of the company and managing cross-functional projects, including the opening of a new regional distribution center. Previously she worked for Bently Enterprises where she led the human resources, information technology, marketing, security and design teams across three business units, through acquisition and period of rapid growth.

Dangerfield earned a Bachelor of Science degree in business administration with an emphasis in economics from UNLV, where she ran track as a scholarship athlete.

A native of Oakland, California, and a lifelong Warriors fan, Dangerfield has a passion for the Oakland community. She sits on the board of the East Oakland Youth Development Center, where she participated in the Center's programs as a youth and first worked there as a Youth Leader in their Summer Cultural Enrichment Program.

**RAYMOND RIDDER****SENIOR VICE PRESIDENT, COMMUNICATIONS**

Raymond Ridder begins his 25th season with the Golden State Warriors and his fifth as the team's senior vice president of communications. A member of the NBA PR community for 30-plus years, Ridder is currently serving his second tour of duty as the Pacific Division's representative on the NBA's PR Advisory Committee.

Prior to being promoted to his current position, Ridder spent seven seasons as the team's vice president of communications and eight years as the club's executive director of public relations. He joined the organization prior to the 1998-99 campaign as the team's PR director. In his current capacity, Ridder is the primary liaison between the Warriors and the local, national and international media. He is responsible for creating various PR plans and strategies for the organization and for coordinating and overseeing all player/media interviews, press conferences

and written information disseminated by the team. Additionally, he oversees the team's corporate communications efforts and broadcasting.

Ridder and the Warriors' PR staff have been named recipients of the prestigious Brian McIntyre Media Relations Award on six occasions. The award is given annually by the PBWA (Pro Basketball Writers Association) for excellence in NBA media relations. The Warriors PR staff was named the McIntyre Award winners following the 2009-10, 2013-14, 2015-16, 2016-17, 2017-18 and 2018-19 seasons.

In September 2017, Sports Business Journal recognized Ridder as one of the "Power Players" in the sports communications field in a special issue honoring those who have played a significant and influential role in sports media relations.

A graduate of California State University, San Bernardino, where he earned his B.A. in marketing, Ridder joined the Los Angeles Lakers' public relations department as an intern prior to the 1990-91 season. He was promoted to assistant public relations director in June of 1992 and spent the following six seasons in that capacity with the Lakers. During his tenure in Los Angeles, the Lakers were at the center of the NBA's stage on numerous occasions, including Magic Johnson's retirement and comeback, the signing of center Shaquille O'Neal and the presence of young phenom Kobe Bryant.

Ridder is a native of Riverside, Calif., and currently resides in Dublin with his wife, Sanae. He is an avid runner and a die-hard fan of his beloved Wichita State Shockers.

**MARTY GLICK****SPECIAL ADVISOR TO OWNERSHIP**

Marty Glick is currently in his 13th season with the Golden State Warriors, his 11th as special advisor to ownership. In this capacity, Glick is primarily responsible for advising ownership and helping execute major strategic initiatives, which included the financing and development of Chase Center, the team's state-of-the-art sports and entertainment center, which opened in September 2019 in San Francisco and was recently named "Sports Facility of the Year" by the Sports Business Journal. He is also a board member and serves on the Grant committee for the Warriors Community Foundation, which has supplied over \$14 million in grants to local Bay Area non-profits since 2012.

Prior to assuming his current role in the summer of 2013, Glick served two seasons as chief financial officer for the Warriors, overseeing all financial strategy, planning and accounting for the organization. He is also a minority investor.

A highly-regarded former biotech executive whose affiliations have a history of innovative success, Glick has accumulated a wealth of experience as a prominent financial figure for several large biotech businesses during his career. He spent more than a decade (1987-1997) at Genentech of South San Francisco, where he most recently served as vice president of finance. He also served as executive vice president and chief financial officer of Theravance, a Bay Area-based drug discovery company, for seven years (1998-2005) and was a co-founder and board member of Eyetech Pharmaceuticals.

Additionally, Glick was co-founder and chairman of the board of PEAK Surgical – an innovative private medical device company – and his résumé also includes a seven-plus year stint as the chair of the Biotech Tax and Finance Committee.

A native of Chicago, Glick earned his MBA in Finance at Kellogg School of Management at Northwestern University, his Bachelor of Science in Business Administration (BSBA) in Accounting at Creighton University and is also a CPA and Chartered Accountant (Ontario, Canada).

WARRIORS BUSINESS EXECUTIVES



JEFF ADDIEGO
VP, YOUTH BASKETBALL



MATT ARTIN
VP, PARTNERSHIPS INSIGHTS



MATT BALK
VP, OPERATIONS



NICOLE BARBOUR
VP, PARTNERSHIP DEVELOPMENT



DANIEL BRUSILOVSKY
VP, TECHNOLOGY



AMANDA CHIN
VP, BRAND MARKETING



PHIL HASTINGS
VP, EVENT EXPERIENCES



BRIAN HERBERT
VP, SECURITY



RYAN HILGERS
VP, PARTNERSHIPS



BRYAN STRAUSS
VP, GROWTH & RETENTION



MARIA VALDEHUEVA
VP, TICKETING



JENNIFER VASQUEZ
VP, DIVERSITY EQUITY &
INCLUSION



TERESA VIRGEN TORRES
VP, PEOPLE & LABOR RELATIONS



SHEENA WAY
VP, CONTENT & PROGRAMMING



NANA YAW
VP, PREMIUM SALES & SERVICES



ANGELA YU
CORPORATE CONTROLLER

**ALVIN ATTLES****WARRIORS LEGEND & COMMUNITY AMBASSADOR**

Alvin Attles, 85, is entering his 63rd year with the Warriors organization, the longest active streak with one team in the NBA. Twice honored by the Naismith Memorial Basketball Hall of Fame, Attles joined the Warriors in 1960 (Philadelphia Warriors' fifth-round draft choice) and has since been affiliated with the club in one capacity or another, building a unique relationship based on commitment, loyalty and dedication.

In September 2019, Attles was inducted into the Naismith Memorial Basketball Hall of Fame as part of the Class of 2019 in a ceremony in Springfield, Mass. Five years earlier in August 2014, Attles was honored with the John R. Bunn Lifetime Achievement Award. The award, which is the most prestigious of its kind presented by the Hall of Fame outside of Enshrinement, honors coaches, players and contributors whose outstanding accomplishments have impacted the game of basketball.

Attles is one of only six Warriors in franchise history to have his jersey retired (#16) – joining Rick Barry (#24), Wilt Chamberlain (#13), Tom Meschery (#14), Chris Mullin (#17), and Nate Thurmond (#42) – and remains one of the most publicly recognizable sports figures in the Bay Area.

His endless contributions locally as a player, executive and civic leader resulted in his much-deserved induction into the Bay Area Sports Hall of Fame in 1993. In the summer of 2006, the newly refurbished outdoor basketball court at Lincoln Square Park in downtown Oakland was permanently renamed “Alvin Attles Court” in honor of the local legend and longtime Oakland resident. And, most recently, the Warriors announced that the team will present the Alvin Attles Volunteer Award to the team employee who goes above and beyond in their efforts to serve the Bay Area community as part of the organization's Helping Hands volunteer program.

In the latter stages of the 1969-70 NBA campaign, Attles was named head coach of the Warriors, replacing George Lee after 52 games (spent the final two years of his playing career [1969-70 and 1970-71] as a player/coach). His 30-game stint as head coach to end that season proved to be the start of the longest head coaching run in Warriors franchise history, a 13-plus year tenure which produced, among other highlights, the first NBA Championship in the club's West Coast history (1974-75).

During his 13-year coaching run, Attles guided the Warriors to six playoff berths, two division titles and amassed an overall record of 557-518, which ranks 25th on the NBA's all-time coach win list. One season after leading Golden State to the NBA title, he led the Warriors to a sparkling 59-23 record in 1975-76, which stood as the best mark in franchise history until 2014-15 and was the top record in the NBA that season. He also was named head coach of the Western Conference All-Star Team in both 1975 and 1976. Attles completed his coaching career in 1982-83 to become the Warriors GM, heading the team's basketball operations for three years.



One of the most aggressive and hard-nosed players in the league, Attles earned the unique nickname of “The Destroyer,” which appropriately described his mentality on the floor. During his 11-year NBA career, he averaged 8.9 points, 3.5 rebounds and 3.5 assists in 711 regular-season games and currently ranks fifth on the Warriors all-time games played list (711). Furthermore, he was involved in one of the most memorable games in NBA history on March 2, 1962, when he and teammate Wilt Chamberlain combined for 117 points against the New York Knicks, the most ever by a pair of players in league annals. In that game, Attles tallied 17 points (8-8 FG, 1-1 FT), while Chamberlain netted an all-time NBA record 100 points. He retired following the 1970-71 campaign to focus strictly on coaching, eliminating his dual role as player/coach.

A 1960 graduate of North Carolina A&T, Attles earned his bachelor's degree in physical education and history. He later added a master's degree in curriculum and instruction to his credentials from the University of San Francisco in 1983. In 2015, Attles became the first player to have his number retired by North Carolina A&T when the school hung his #22 jersey from the rafters.

Al and his wife, Wilhelmina, reside in Oakland, Calif., and have two adult children, Alvin III and Erica.



NBC Sports Bay Area is once again the exclusive television home for Warriors games in Northern California. NBC Sports Bay Area provides extensive game day coverage with one-hour *Warriors Pregame Live* and *Warriors Postgame Live*; season-long, comprehensive Warriors and NBA news, analysis and insider reports on *SportsTalk Live* and *Warriors Central*, a monthly half-hour magazine-style show; and in-depth 24/7 online coverage on <http://nbcsports.com/bayarea>.



BOB FITZGERALD

TELEVISION PLAY-BY-PLAY ANNOUNCER

One of the most recognizable sports personalities in the Bay Area, Bob Fitzgerald has served as television play-by-play announcer for the Warriors on NBC Sports Bay Area since 1997. He called his first Warrior game on radio, Feb 18, 1993 as the backup radio play by play broadcaster and host of the Warriors Roundtable television programs. Since his arrival, the Warriors broadcast team has received 16 nominations and won three Emmy Awards for "Best Live Sports Broadcast," most recently for NBC Sports Bay Area's broadcast of the Warriors vs. Kings game during the 2014-15 season that featured Klay Thompson's NBA-record 37 points in a single quarter. Fitzgerald has received six Emmy nominations for "Best On-Camera" and was awarded the Emmy for "Best On-Camera, Play-by-Play Sports" for Northern California in 2007 and 2014.

On a national basis, Fitzgerald currently calls NFL and college football games for Sports USA Radio as well as the San Francisco 49ers preseason broadcasts. He has 25 years of experience broadcasting the Olympic games for NBC Sports having called the 2021 Tokyo Olympics (Men's and Women's Basketball). Additional credits include NBC's 2012 London Summer Olympics (Men's and Women's Basketball), 2008 Beijing Summer Olympics (Men's and Women's Water Polo), 2004 Athens Summer Olympics (Men's and Women's Basketball) and the 1996 Atlanta Summer Olympics (Men's and Women's Swimming). Fitzgerald was also chosen to call the NBA Playoffs in 2020 for TNT at the Walt Disney World Resort in Orlando. Fitzgerald has also handled network television NFL broadcasts for NBC and the NBA G League Finals series for Versus in 2010.

In 2019, Fitzgerald finished a 28-year run at KNBR radio in San Francisco, hosting the popular Fitz and Brooks show for 15 years. Fitzgerald was the television and radio voice for the San Jose SaberCats of the Arena Football League for twenty years and spent six years as the play-by-play voice for ESPN's NBA Basketball video game series. He also wrote a column for the Oakland Tribune and ANG Newspapers for seven years.

A graduate of the University of Notre Dame, Fitzgerald also received his master's degree in sports management from the Ohio State University. While at Notre Dame, he worked as a play-by-play broadcaster for Fighting Irish football and basketball on campus radio station WVFL.

An avid golfer, Fitzgerald lives on the Peninsula with his children, Erin, Ryan and Quinn.



KELENN AZUBUIKE

TELEVISION ANALYST

Kelenna Azubuike enters his fourth season as the team's television color analyst and eighth as a member of the Warriors broadcast team. Azubuike will team with multi-time Emmy Award-winning play-by-play announcer Bob Fitzgerald to analyze action for all games carried on NBC Sports Bay Area.

Azubuike joined the Warriors broadcast team during the 2015-16 season serving as an analyst on Warriors Pregame and Postgame Live for NBC Sports Bay Area. Additionally, he has worked as an analyst on Warriors radio broadcasts on occasion and has contributed to various other broadcasting platforms at NBC Sports Bay Area.

Azubuike played four seasons with the Warriors (2006-07 to 2009-10) and was a member of the "We Believe" team, which upset the top-seeded Dallas Mavericks in the first round of the 2007 NBA playoffs, becoming the first eight-seed to defeat a one-seed in a best-of-seven playoff series. In seven NBA seasons with Golden State, Dallas, New York Knicks and Cleveland Cavaliers, he posted career averages of 10.5 points, 4.0 rebounds, 1.1 assists and 24.3 minutes in 208 games (84 starts).

Born in London, England, and raised in Tulsa, Oklahoma, Azubuike attended the University of Kentucky. In three seasons in Lexington, he helped the Wildcats earn two Southeastern Conference titles, two SEC Tournament titles, and two NCAA Elite Eight appearances averaging 10.0 points and 3.7 rebounds in 97 career games.



95.7 The Game (KGMZ-FM) is the flagship radio station of the Golden State Warriors. In addition to airing all preseason, regular-season and postseason games, the San Francisco-based all-sports station's Warriors programming includes expanded pre & post-game shows and heightened daily Warriors coverage.



TIM ROYE
RADIO PLAY-BY-PLAY ANNOUNCER

Tim Roye begins his 28th season of handling the play-by-play duties for all Warriors radio broadcasts on the club's flagship station, 95.7 The Game FM, and the Warriors Radio Network. He has called the action for the Warriors' four NBA Championships, a historic 73-win campaign and five-straight trips to the NBA Finals. Roye spoke for Warriors fans everywhere when, at the final buzzer of Game 6 of the 2015 NBA Finals in Cleveland, he famously proclaimed, "It's taken 40 years, but once again, the Bay's team is the best team! The Golden State Warriors have won the NBA title!"

In addition to his play-by-play duties, Roye also continues to host the Warriors' pregame and postgame shows. Overall, this is his 33rd year of working NBA play-by-play.

In recent years, Roye has also done television baseball play-by-play work for the Oakland A's and Sacramento Rivercats (then the Oakland A's Triple-A affiliate), television play-by-play for Cal Football, and has served as a back-up radio broadcaster for Stanford football for the past decade. In the past, he has also served as an auto racing analyst for NBC Sports Bay Area.

Prior to his arrival to Golden State in 1995, Roye spent six seasons with the Sacramento Kings' broadcast team as the pregame, halftime and postgame host for the team's radio broadcasts on KHTK-AM and KFBK-AM. He also handled the radio play-by-play duties for 45 games during the 1994-95 season. Roye hosted a daily three-hour sports talk show on KHTK as well as hosting a weekly two-hour Kings radio program. Prior to his work at KHTK, Roye served as sports director at KFBK in Sacramento for five years (1989-94) and handled radio play-by-play and television color analyst duties for the Sacramento Gold Miners of the Canadian Football League, and was also the radio voice of Sac State football, basketball and baseball. Roye spent two years in the Phoenix market from 1987-89, serving as a talk show host for KTAR radio and a correspondent for the Arizona Cardinals Radio Network. He also served as the color analyst for the Arizona State University Basketball Network and called play-by-play for the Phoenix Firebirds and Sun Devil baseball teams.

Following his graduation from Utica College in New York, Roye spent eight years (1978-86) as the sports director at Utica's WIBX-WNYZ radio. He later moved to Birmingham, Ala., where he was the sports director at WVOK radio from 1986-87 and was one of the voices of UAB men's basketball.

Roye was inducted into the Utica College Hall of Fame in 2013, earning the Lifetime Achievement honor. He is also a member of the SUNY Utica Hall of Fame. The Ray Simon Institute for Public Relations and Journalism named him the 2021 Outstanding Public Relations/Journalism Alumnus at Utica College for his professional achievements.

The Chula Vista, Calif., native resides in Fairfield, Calif., with his wife, Cinde, and their two children, Zachary James and Gabrielle Elizabeth. In the offseason, he helps run basketball camps and participates in various charity events throughout the Bay Area.



TOM TOLBERT
RADIO ANALYST

Tom Tolbert enters his eighth season (2012-13, 2019-present) alongside play-by-play announcer Tim Roye, serving as analyst for all home radio broadcasts for the third consecutive season.

Tolbert, who played for the Warriors from 1989-92 as part of a seven-year NBA career, began his radio announcing duties with the Warriors during the 2012-13 campaign, working as an analyst for 10 regular season home games. He was alongside Roye during Golden State's 2015 NBA championship run, when the team captured its first title in 40 years.

A popular Bay Area sports radio host for more than 20 years, Tolbert currently hosts an afternoon show on KNBR. He had previous stints as an analyst with the NBC and ESPN, calling the 2003 NBA Finals on ABC.

During Tolbert's three seasons as a player with the Warriors, the team reached the NBA Playoffs twice, including a trip to the Western Conference Semifinals in 1991. For his career, Tolbert played seven seasons in the NBA, averaging 6.5 points and 4.0 rebounds per game over 312 regular-season contests with the Charlotte Hornets, Orlando Magic, Los Angeles Clippers and Golden State Warriors. Prior to his NBA career, Tolbert was college teammates with Warriors Head Coach Steve Kerr at the University of Arizona.

**JIM BARNETT****RADIO ANALYST**

Jim Barnett begins his 38th season with the Warriors broadcast team and his fourth calling all radio road games alongside play-by-play announcer Tim Roye. For the previous 34 seasons, Barnett served as television analyst, having called the action and provided unique insights for three decades worth of the organization's greatest moments – from Sleepy Floyd's record-setting playoff performance, to the Run TMC era, to We Believe, to the club's three recent NBA titles, and everything in between.

Barnett continues a deep-rooted passion for the game of basketball, displayed on the court during an 11-year NBA career and now as the Warriors' radio color commentator as he shares his passion with viewers.

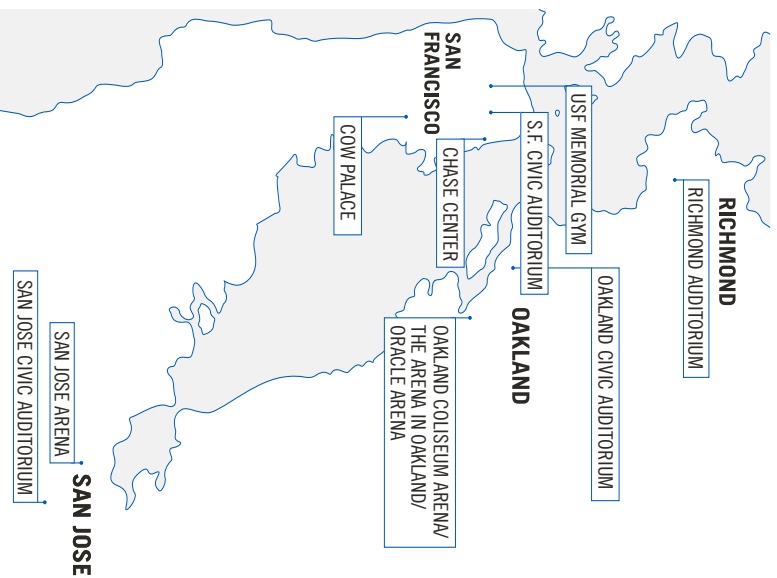
In addition to his broadcast work, Barnett plays an active role on a variety of television and radio programs throughout the basketball season. Active in the community, Barnett also entertains a number of speaking engagements throughout the greater Bay Area during the year, including several guest appearances at Warriors Basketball Camp sessions.

Barnett's NBA career began when the Boston Celtics selected him with the eighth pick overall in the 1966 NBA Draft. He later played for the Warriors for three seasons (1971-74) and five other teams during his 11-year career. Barnett teamed up with many of the league's Hall of Famers, including Warriors stars Rick Barry and Nate Thurmond, as well as Bill Russell, John Havlicek, Walt Frazier, Earl Monroe, Pete Maravich and Julius Erving. Nicknamed "Crazy Horse," Barnett averaged 11.7 points, 3.1 rebounds and 3.0 assists in 732 games.

A native of Riverside, Calif., Barnett was a basketball All-American at the University of Oregon and is a member of both the University of Oregon and State of Oregon Athletics Hall of Fame, as well as the Riverside Hall of Fame. Currently residing in Orinda, Calif., Barnett enjoys golfing, biking, tennis, and spending time with his daughter, Jennifer, her husband, Scott, and his granddaughter, Stella Hope.



GOLDEN STATE WARRIORS – THE BAY AREA’S TEAM



CHASE CENTER



PRIMARY WARRIORS BAY AREA ARENAS

1962-64	—	COW PALACE, USE MEMORIAL GYM
1964-65	—	SAN FRANCISCO CIVIC AUDITORIUM, USE MEMORIAL GYM
1965-66	—	SAN FRANCISCO CIVIC AUDITORIUM
1966-67	—	SAN FRANCISCO CIVIC AUDITORIUM, COW PALACE
1967-68	—	COW PALACE, OAKLAND COLISEUM ARENA
1968-71	—	COW PALACE, SAN FRANCISCO CIVIC AUDITORIUM, OAKLAND COLISEUM ARENA
1971-96	—	OAKLAND COLISEUM ARENA
1996-97	—	SAN JOSE ARENA
1997 - 2019	—	THE ARENA IN OAKLAND / ORACLE ARENA
2019-20 SEASON	—	CHASE CENTER

- The Warriors have also played select games at San Jose Civic Auditorium, Oakland Civic Auditorium and Richmond Auditorium.
- Home games for the NBA Finals in 1964, 1967 and 1975 were played at the Cow Palace.
- The Warriors played the 1966-97 season at the San Jose Arena due to renovations to Oakland Coliseum Arena.



CHASE CENTER

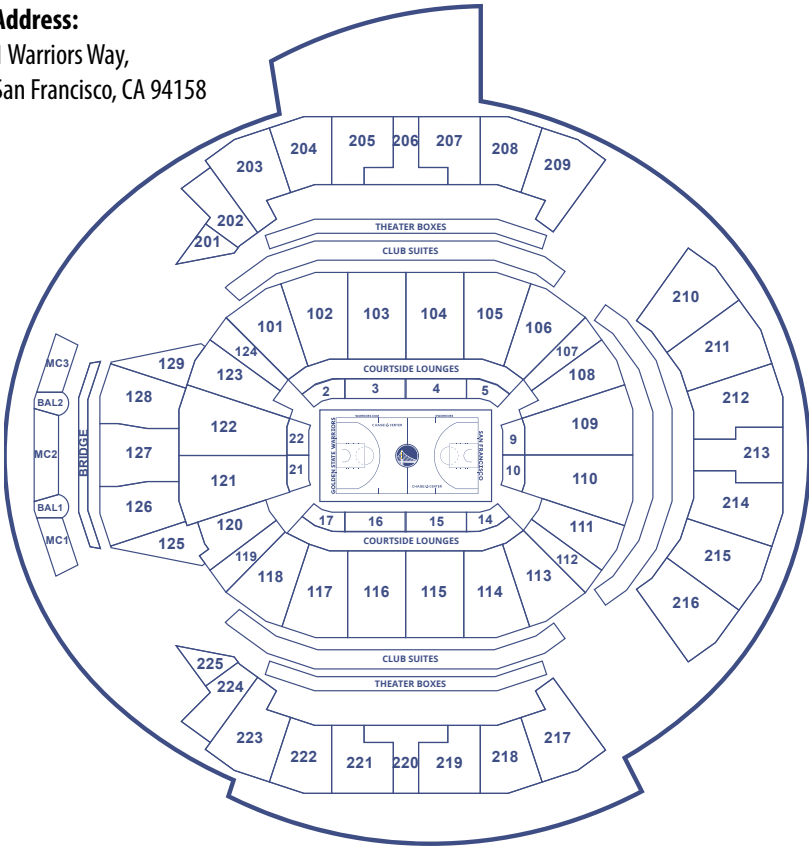
Chase Center is an award-winning 18,064-seat sports and entertainment arena in San Francisco's Mission Bay neighborhood that is home to the seven-time NBA champion Golden State Warriors and hosts a variety of concerts, family shows and special performances. Opened in September 2019, Chase Center houses the Oracle Performance Center, which includes two full-length courts, a 4,000 square-foot weight room, and numerous amenities including a sauna, a cryotherapy treatment chamber and a hydro room with float tanks. Chase Center boasts six clubs, 136 suites, and over 300 pieces of museum-quality art as part of the Chase Center Art Collection. Easily accessible by foot, bicycle or mass transit, Chase Center anchors Thrive City, a privately financed, multipurpose complex consisting of 3.2 acres of publicly accessible plazas and unique restaurant and retail locations.



CHASE CENTER

Address:

1 Warriors Way,
San Francisco, CA 94158



Oracle Performance Center, located at Chase Center, totals 25,349 square-feet and houses the team's training and player facilities. The space features two full-length basketball courts, six basketball hoops, a 4,000-square-foot weight room, the team's locker room, training and treatment areas which includes a sauna, a cryo treatment chamber, and a hydro room with float tanks. Additional amenity spaces include a kitchen, team lounge, a barber shop and a theater. The locker room, which includes a ceiling that resembles the roof of Oracle Arena, has the team's 2015 NBA Championship court inlaid on the floor in the center of the room. Each player's locker comes equipped with their own personal 32-inch television, and the circular design of the room fosters a connected team environment



THRIVE CITY

Thrive City, the 3.2-acre community gathering space surrounding Chase Center, serves as the Bay Area's newest destination where visitors can experience health and wellness community engagement events, live entertainment, and diverse restaurant and retail options. The growing list of Thrive City retailers in operation include Chase Bank, Cupcakin' Bake Shop, Dumpling Time, Gott's Roadside, Harmonic Brewing, Miller & Lux, Mission Bay Wine Bar, Philz Coffee, Warriors Shop, and more. Created by the Golden State Warriors and Kaiser Permanente, Thrive City was built upon the shared goal of creating a healthy community through year-round programming and making resources available to all families, friends and neighbors. For more information on Thrive City, please visit thrivecity.com.



THRIVE CITY - GATEHOUSE



WARRIORS SHOP



THRIVE CITY - WEST PLAZA



FARMERS MARKET



ESPLANADE



WARRIORS BASKETBALL ACADEMY SUMMER CAMPS



CHALK TALK WITH BOB MYERS



THRIVE CITY BLOCK PARTY



BAYFRONT PARK GROUNDBREAKING



MAYOR LEE STATUE UNVEILING



THRIVE CITY - CINEMA NIGHT



LIVE AT THRIVE CITY



SMALL BUSINESS MARKETPLACE



WARRIORS PLAYOFF WATCH PARTY



HEALTH & WELLNESS SUNDAYS



WEEKLY FITNESS CLASSES

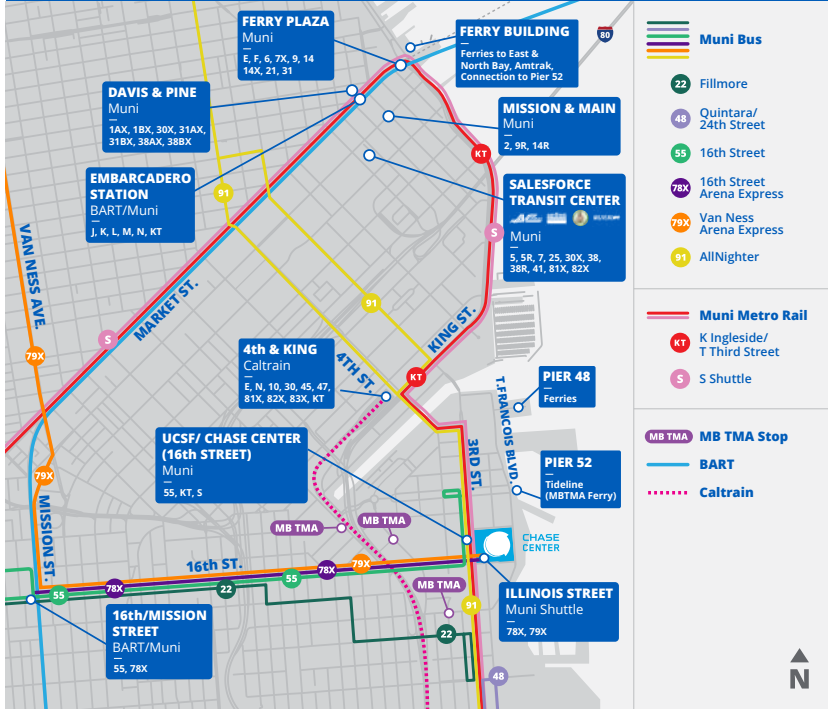
CHASE CENTER



EVENT TRANSPORTATION GUIDE

Proudly encouraging safe, and sustainable transportation!

Public Transportation



Public Transportation - Chase Center will be a transit hub!

Ride Muni during Events - your event ticket is also your all-day Muni ticket.

- With a Muni Metro T Line stop right at its doorstep, dedicated Muni bus shuttles (78X and 79X) and a Muni stop serving the 55, 48 and 22 lines within 1 block, connections to BART and the entire Muni system will be easy and fast.
- Muni Metro T Line and Shuttle (post-game) trains will run at increased frequencies along the Embarcadero and, when completed, along the Central Subway route.
- Muni (local) is your free connection to BART (local/Peninsula/East Bay), Caltrain (South Bay), SamTrans (Peninsula/South Bay), AC Transit (East Bay), WestCAT Lynx (East Bay), Golden Gate Transit

- (North Bay), Amtrak, through connections at the Salesforce Transit Center or the Ferry Building.
- Ferry service will be available at the temporary Ferry Terminal at Pier 48 to serve all games and large events, Pier 52, as well as at the Ferry Building.
- AllNighter service (between 12 am to 5 am) is available through Route 91 (stop at 3rd/Mariposa) to all other routes including Route 800 to the East Bay, and Route 397 to the Peninsula/South Bay.
- Type in Chase Center into your favorite transit trip planning app to find the best ways to get here using transit.

More detail on these transit options have been provided in Page 2 of this guide. Please refer to Chase Center website for more recent updates.





Chase Center Patron/Employee Public Transit Options

Within SF:

Muni Rail

- UCSF/Chase Center (16th Street) K Ingleside/T Third and S Shuttle stop located on 3rd Street.
- These trains are included in your event ticket and are your easiest path out of the immediate vicinity post events to bring you closer to your destinations or to your choice of another mode of travel.
- Please walk towards crossings along 3rd/16th as well as 3rd/Warriors Way (South St.) so you can keep you safe through your entire event experience.
- Stay up to date on transit conditions by following Muni on Twitter (@sfmta_muni)

Muni Buses/Shuttles

- Regular Bus Service - The 55, 48, 22 lines will also continue to run according to their regular schedules.
- 78X: 16th Street Arena Express bus service from 16th/ Mission Street (same stop as line 55).
- 79X: Van Ness Arena Express bus service from existing 4749 line bus stops along the Van Ness Corridor.
- 78X and 79X Buses will begin running approximately 2.5 hours prior to the start of any Chase Center event and for 30 minutes after events end and provide one-way service only.
- Both lines will drop off at 16th and Mission BART station. The 78X will return to Chase Center for additional trips. The 79X will continue on, making local stops on Van Ness at Market Street continuing to North Point.

AllNighter:

- AllNighter is the late-night and early-morning bus network that serves San Francisco, the East Bay, and Peninsula from approximately midnight to 5AM.
- Route 91 stops at 3rd/Mariposa Street approximately every 30 minutes.
- Please note that free parking (subject to availability) is provided at BART stations between 3 pm till 4 am.

Mission Bay Transportation Management Association (TMA):

- Mission Bay TMA provides free shuttle bus service connections for employees and visitors to BART (Powell Street Station), Caltrain (4th Street & King Street Depot), and destinations within Mission Bay. You may use any of these lines to arrive at Chase Center.
- The closest stops near the Chase Center based on these route maps are at 4th/16th, Owens/Gene Friend Way, 7th/Hooper.
- There are 4 routes running approximately every 15-20 minutes between 6:30 am till 11 am in the morning and 3:15 pm till 7:15 pm in the afternoon/evening.
- These shuttles stop operating around 7:15 pm and are better as commuter options. They will not be available post events.

From East Bay/Peninsula/South Bay:

BART to Muni

Take BART to the Embarcadero Station or 16th Street Station.

From Embarcadero Station:

- Transfer to/from BART to the Muni T Third line to the UCSF/Chase Center (16th Street) platform.
- The last BART train to the East Bay will depart at 12:26 am
- The last BART train to the Peninsula/South Bay will depart at 1:02 am

From 16th Street Station:

- Transfer to/from BART to the 78X. The stop near the BART station will be at the same stop as the existing line 55 stop.
- The last BART train to the East Bay will depart at 12:19 am
- The last BART train to the Peninsula/South Bay will depart at 1:09 am.
- Stay up to date on transit conditions by following BART on Twitter (@sfbartalert)



From the Peninsula/South Bay:

Caltrain connecting to Muni or walk to Chase Center

- The San Francisco Caltrain Station at 4th and King St. is the last station stop and serves all trains.
- Transfer from Caltrain station to Muni T Third platform (located across the street on 4th between King St. and Berry St.) and take Muni to the UCSF/Chase Center stop or walk along 4th St. and turn left on South St. to Chase Center (approx. 15-20 minutes).
- Weekdays/Saturdays: The last Caltrain train departs at 12:05 a.m.
- Sundays/Holidays: The last Caltrain train departs at 9:37 p.m.
- Stay up to date on transit conditions by following Caltrain on Twitter (@Caltrain)



From the East/North Bay:

Ferries

Stops located at Pier 48 (temporary ferry terminal), Pier 52 and the Ferry Building

From Pier 48:

- Walk north on Terry A Francois Blvd. to Pier 48 (temporary ferry terminal). Reserve tickets ahead online through Golden Gate Ferry or San Francisco Bay Ferry (WETA).

- Golden Gate Ferry from Larkspur also provides a park and ride opportunity based on availability (for up to 600 riders).

From Pier 52:

- Mission Bay TMA/Tideline ferry service operating from Berkeley Marina with a stop at Pier 1.5 in San Francisco before terminating at Pier 52 in Mission Bay (just 2 blocks from Chase Center).

- This ferry service is provided at a charge. Monthly passes may be purchased.

- This ferry service operates approximately every 30 minutes from 7 am till 10 am in the morning and 4 pm till 6:35 pm in the afternoon/evening.

From Ferry Building (along Embarcadero/Market St.)

- WETA, Blue & Gold, and Golden Gate operate regular ferry service between the San Francisco Ferry Building (2 miles from the project site) and Vallejo, Larkspur, Sausalito, Tiburon, Oakland, Alameda and South San Francisco.

- The Ferry Building is also a terminal/hub for Muni and Amtrak/Amtrak Capital Corridor service.

- Stay up to date on transit conditions by following WETA/ Golden Gate Ferry on Twitter (@sfbtboyalerts and @goldengateferry)



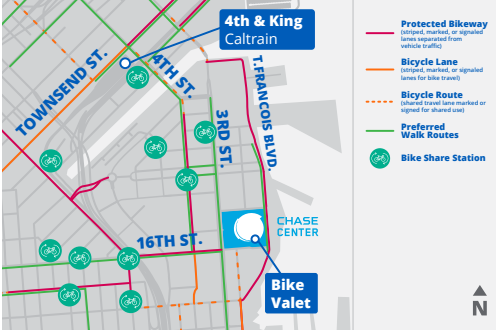
Other Regional Transit Providers:

- SamTrans Routes 292, 397, 398, and FCX run from Mission St. (and Potrero Ave.) from the Peninsula/South Bay with stops at the Salesforce Transit Center.
- WestCAT Lynx provides service from Hercules.
- Golden Gate Transit provides service from the North Bay.
- AC Transit Transbay bus service provides direct connections between communities in the East Bay and the Salesforce Transit Center. Lines that provide service to the Salesforce Transit Center include: B, C, CB, E, F, G, H, J, L, LA, NL, NX, NX1, NX2, NX3, NX4, O, P, S, SB, V, W, Z.
- Stay up to date on transit conditions by following AC Transit on Twitter (@ridetac)



CHASE CENTER

Bike & Walk



Bike & Walk

Bike & Scooter Parking

- Free Bike Valet (for 300 bikes) is located along 16th Street on the south side of Chase Center.
- Bay Wheels (previously Ford GoBike) Bike Share stations are available around Chase Center at existing locations as shown in the map.
- Overflow bike racks will be made available at the Bike Valet.
- Bike racks will also be available on public sidewalks around the Chase Center and is a convenient option to also park your scooters.

Walk Times

- To/From Chase Center to 4th and King Caltrain Station is approx. 15-20 minutes.
- To/From Chase Center to the temporary Ferry terminal on Pier 48 is approx. 10-15 minutes.
- To/From Chase Center to the 91 Allighter stop on 3rd/Mariposa is approx. 5 minutes.
- To/From Embarcadero Station to Salesforce Transit Center and Ferry Building is approx. 5-10 minutes.
- To/From Chase Center to 16th Street Station/Embarcadero Station is approx. 40-50 minutes.

Curb Map



Curb Map

Curb Map

The curb map presents the approximate locations where you should go for a particular transportation service stop.

Taxi and Paratransit Services

Taxi and Paratransit pickups are conveniently located on Terry A. Francois Blvd. in front of Chase Center for north bound and south bound guests.

Ride Hail

- Select your passenger pick up zone on your smartphone.
- Walk to the loading zone, located on Terry A. Francois Blvd.
- No ride hail pickups on 16th Street, 3rd Streets, or Warriors Way.
- We also recommended that if you choose to leave the immediate vicinity to get closer to your destinations or away from traffic, please do so using the Muni T-Third train towards locations where there are other existing white zones for passenger loading (for instance near 4th & King Caltrain station).



SEPTEMBER 2019

- September 6 & 8 – Metallica and the San Francisco Symphony
- September 10 – Dave Matthews Band
- September 11 – Eric Clapton
- September 12 – Bon Iver w/Sharon Van Etten
- September 13 & 15 – Elton John
- September 16 – John Mayer
- September 19 – Mumford & Sons
- September 21 – Janet Jackson
- September 23 – WWE Monday Night Raw
- September 24 – WWE Smackdown Live
- September 28 – Eric Church

OCTOBER 2019

- October 8 – Jonas Brothers w/Bebe Rexha and Jordan McGraw
- October 9 – The Who w/Liam Gallagher
- October 13 – Logic w/J.I.D. and YBN Cordae
- October 17 – Phil Collins
- October 19 – Marc Anthony
- October 26 – Sara Bareilles

NOVEMBER 2019

- November 9 – USF Basketball
- November 12 – Santana
- November 20 – The Black Keys w/Modest Mouse and Shannon & The Clams
- November 21 – Cher w/Nile Rodgers and Chic
- November 24 – Bad Bunny
- November 29 – Chainsmokers w/5 Seconds of Summer and Lennon Stella

DECEMBER 2019

- December 5 – Andrea Bocelli w/San Francisco Symphony and Chorus
- December 7 – Trevor Noah
- December 14 – Illenium
- December 17 & 18 – Ariana Grande
- December 21 – Al Attles Classic (college basketball showcase)
- December 30 and 31 – Dead and Company

JANUARY 2020

- January 11 – Harlem Globetrotters

FEBRUARY 2020

- February 13 and 15 – Jo Koy
- February 22 – Oprah's 2020 Vision: Your Life In Focus Tour

SEPTEMBER 2021

- September 15 – Tame Impala
- September 28 – Gold Over America Tour
- September 29 – Michael Buble

OCTOBER 2021

- October 1 – Luke Combs
- October 2 – Bel Biv DeVoe and Friends
- October 11 – WWE Monday Night Raw
- October 16 & 17 – Phish
- October 20 – Dan + Shay
- October 22 & 23 – Eagles
- October 29 – James Taylor and Jackson Browne

NOVEMBER 2021

- November 4 – Dave Chappelle
- November 13 – USF Dons Double-Header
- November 27 – Gabriel Iglesias

DECEMBER 2021

- December 10 & 11 – Trevor Noah
- December 17 & 19 – Metallica

JANUARY 2022

- January 15 – Harlem Globetrotters
- January 16 – TOOL
- January 30 – Kane Brown

FEBRUARY 2022

- February 5 & 8 – Björk

MARCH 2022

- March 13 – Santa Cruz Warriors vs. G League Ignite
- March 18 & 19 – John Mayer
- March 24 & 26 – NCAA Basketball Championship West Regional Final
- March 29 – Billie Eilish
- March 31 – Journey

MAY 2022

- May 5 & 6 – Jo Koy

JUNE 2022

- June 8 – Game 3 Watch Party | NBA Finals: Warriors at Celtics
- June 10 – Game 4 Watch Party | NBA Finals: Warriors at Celtics
- June 16 – Game 6 Watch Party | NBA Finals: Warriors at Celtics

JULY 2022

- July 2 & 3 – 4th Annual California Classic

AUGUST 2022

- August 3 – The Lumineers
- August 23 – The Killers

SEPTEMBER 2022

- September 3 – Alicia Keys
- September 4 – Duran Duran
- September 16 – Swedish House Mafia
- September 17 – Swedish House Mafia
- September 18 – Twenty One Pilots
- September 21 – Gorillaz
- September 23 & 24 – Roger Waters
- September 26 – Roxy Music

OCTOBER 2022

- October 1 – Kevin Hart

CHASE CENTER

CHASE CENTER FIRSTS

Warriors Starters: Glenn Robinson III, Draymond Green, Kevon Looney, D'Angelo Russell, Stephen Curry
Clippers Starters: Kawhi Leonard, Patrick Patterson, Ivica Zubac, Landry Shamet, Patrick Beverley

First basket: 2-pointer by L.A. Clippers' Ivica Zubac, 11:05 left in first quarter

First 3-pointer made: L.A. Clippers' Patrick Patterson, 9:03 left in the first quarter

First rebound: Golden State's Kevon Looney, 11:36 left in the first quarter

First assist: L.A. Clippers' Landry Shamet, 11:05 left in the first quarter

Warriors first home win: December 4, 2020 vs. Portland (127-118)

CHASE CENTER

WARRIORS GAMES AT CHASE CENTER, ALL-TIME

entering 2022-23 regular season

#GM DETAILS

3	Preseason games in 2019
34	Regular season games in 2019-20
1	Preseason game in 2020
36	Regular season games in 2020-21
1	Play-In Tournament game in 2021
3	Preseason games in 2021
41	Regular season games in 2021-22
12	Playoff games in 2022
3	Preseason games in 2022

134 Golden State Warriors games

111 Golden State Warriors regular season games

First Warriors Game: October 5, 2019 vs. L.A. Lakers

First Warriors Regular Season Game: October 24, 2019 vs. L.A. Clippers

Last game allowing full capacity with fans: March 10, 2020 vs. L.A. Clippers

Span of days from March 10, 2020 to October 21, 2021 vs. L.A. Clippers: 590 days

First Playoff Game: April 16, 2022 vs. Denver

GOLDEN STATE WARRIORS

2022-23 SEASON

PRESENTED BY
KAISER PERMANENTE.

OCTOBER 2022

SUN	MON	TUE	WED	THU	FRI	SAT
					SEP 30 PRESEASON WAS 3:00A	1 PRESEASON WAS 10:00P
2	3	4	5	6	7	8
9 PRESEASON LAL 5:00P	10 PRESEASON POR 7:00P	11	12	13	14 PRESEASON DEN 7:00P	15
16	17	18 ● LAL 7:00P	19	20	21 ▲ DEN 7:00P	22
23 SAC 5:30P	24	25 ● PHX 7:00P	26	27 ★ MIA 7:00P	28	29 CHA 4:00P

NOVEMBER 2022

SUN	MON	TUE	WED	THU	FRI	SAT
OCT 30 DET 9:00P	OCT 31	1 MIA 4:30P	2	3 ORL 4:00P	4 NOP 5:30P	5
6	7 SAC 7:00P	8	9	10	11 CLE 7:00P	12
13 SAC 8:00P	14 SAS 7:00P	15	16 ▲ PHX 7:00P	17	18 ▲ NYK 7:00P	19
20 HOU 4:00P	21 ★ NOP 5:00P	22	23 ▲ LAC 7:00P	24	25 UTA 7:00P	26
27 MIN 12:30P	28	29 ● DAL 4:30P	30			

DECEMBER 2022

SUN	MON	TUE	WED	THU	FRI	SAT
				1 ▲ CHI 7:00P	2 HOU 5:30P	3
4	5 IND 7:00P	6	7 UTA 6:00P	8	9	10 ■ BOS 5:30P
11	12	13 ● MIL 4:30P	14 IND 4:00P	15	16 ▲ PHI 4:30P	17
18 TOR 3:00P	19	20 ● NYK 4:30P	21 ★ BKN 4:30P	22	23	24
25 ■ MEM 5:00P	26	27 ★ CHA 7:00P	28 UTA 7:00P	29	30 ★ POR 7:00P	31

JANUARY 2023

SUN	MON	TUE	WED	THU	FRI	SAT
1	2 ATL 7:00P	3	4 DET 7:00P	5	6	7 ORL 5:30P
8	9	10 ● PHX 7:00P	11	12	13 SAS 4:30P	14
15 CHI 12:30P	16 WAS 12:00P	17	18	19 ● BOS 4:30P	20 CLE 4:30P	21
22 BKN 5:30P	23	24	25 ▲ MEM 7:00P	26	27 ★ TOR 7:00P	28
29 OKC 5:00P	30	31				

FEBRUARY 2023

SUN	MON	TUE	WED	THU	FRI	SAT
			1 MIN 5:00P	2 DEN 6:00P	3	4 ■ DAL 5:00P
5	6 OKC 7:00P	7	8	9	10	11 ■ LAL 5:30P
12	13 ★ WAS 7:00P	14 ● LAC 7:00P	15	16	17	18
19 ALL-STAR GAME UTAH	20	21	22	23 ● LAL 7:00P	24	25 HOU 7:00P
26 ▲ MIN 4:30P	27	28 POR 7:00P				

MARCH 2023

SUN	MON	TUE	WED	THU	FRI	SAT
				1 ● LAC 7:00P	2 NOP 7:00P	3
4	5 ■ LAL 12:30P	6	7	8	9 ● MEM 7:00P	10 ■ MIL 5:30P
11	12 ▲ PHX 7:00P	13	14	15 ▲ LAC 7:00P	16	17 ★ ATL 4:30P
18	19	20 HOU 5:00P	21	22 ▲ DAL 4:30P	23	24 ★ PHI 7:00P
25	26 ★ MIN 5:30P	27	28 ● NOP 7:00P	29	30	31 SAS 7:00P

APRIL 2023

SUN	MON	TUE	WED	THU	FRI	SAT
1 ★ DEN 5:30P	2	3	4 OKC 7:00P	5	6	7 SAC 7:00P
8	9 POR 12:30P	10	11	12	13	14
15	16	17	18	19	20	21
22	23	24	25	26	27	28
29	30					

■ HOME GAMES ■ ABC ● TNT ▲ ESPN ★ NBA TV ■ RED JAPAN GAMES 2022

FOR TICKET INFORMATION OR ACCESSIBLE SEATING QUESTION
PLEASE CALL 888-GSW-HOOP OR VISIT WARRIORS.COM

* to be played at
Alamodome, San Antonio