

76

2023 2024

MEDIA GUIDE[®]





GENERAL INFORMATION

2023-24 PHILADELPHIA 76ERS MEDIA GUIDE

GENERAL INFORMATION

Table of Contents	1
Media Guidelines	2
76ers Media Members & Stats Crew	3
TV & Radio Coverage	4-5
NBA Key Dates	5
Philadelphia 76ers Training Complex	6
NBA Directory	7
NBA G League Directory	8-9
Delaware Blue Coats	10-11
2022-23 G League Season In Review 12-14	
The Center	15-16

76ERS MANAGING PARTNERS

Managing Partner Josh Harris	18
Co-Managing Partner David Blitzer	18

76ERS FRONT OFFICE

President of Bball Ops, Daryl Morey	20
General Manager Elton Brand	20
Head Coach Nick Nurse	21
Basketball Operations Staff	22
76ers Medical Staff	23
HBSE	24
HBSE CEO Tad Brown	25
HBSE Leadership	26

COMMUNITY

Social Responsibility Platforms	28
Our Programs & Activities	29-32
World B. Free	33
NBA Cares	34
Jr. 76ers Programming	35

PLAYERS

Mo Bamba	37-38
Patrick Beverley	39-40
Joel Embiid	41-42
Danny Green	43-44
James Harden	45-46
Tobias Harris	47-48
Danuel House Jr.	49-50
Furkan Korkmaz	51-52
Tyrese Maxey	53-54
De'Anthony Melton	55-56
Kelly Oubre Jr.	57-58
Filip Petrušev	59-60
Paul Reed	61-62
Javonte Smart	63-64
Terquavion Smith	65-66
Jaden Springer	67-68
Azuolas Tubelis	69-70
P.J. Tucker	71-72
Player Bios Continued	73-85
2023-24 Roster	86

YEAR IN REVIEW

Key Notes	88
Season Statistics	89
Game-by-Game Results	90-91
Player Season-Highs	92-93
Record Breakdown	94

Season Transactions	95
Miscellaneous Statistics	96
2022-23 Scoring	97
2022-23 League Statistics	98-101

OPPONENTS

Atlanta Hawks	103-105
Boston Celtics	106-108
Brooklyn Nets	109-111
Charlotte Hornets	112-114
Chicago Bulls	115-117
Cleveland Cavaliers	118-120
Dallas Mavericks	121-123
Denver Nuggets	124-126
Detroit Pistons	127-129
Golden State Warriors	130-132
Houston Rockets	133-135
Indiana Pacers	136-138
LA Clippers	139-141
Los Angeles Lakers	142-144
Memphis Grizzlies	145-147
Miami Heat	148-150
Milwaukee Bucks	151-153
Minnesota Timberwolves	154-156
New Orleans Pelicans	157-159
New York Knicks	160-162
Oklahoma City Thunder	163-165
Orlando Magic	166-168
Phoenix Suns	169-171
Portland Trail Blazers	172-174
Sacramento Kings	175-177
San Antonio Spurs	178-180
Toronto Raptors	181-183
Utah Jazz	184-186
Washington Wizards	187-189

HISTORY

Historical Look at the 76ers	191-194
Ownership/GMs/Nickname	195
All-Time Head Coaches	196-198
Uniform History	199-200
Uniform Numbers	201-204
Draft History	205-210
Season-by-Season Statistics	211-215
Yearly Record Breakdown	216
Monthly Record Breakdown	217-218
Opening Night Lineups	219
Opening Night Results	220
Biggest Wins & Losses	221
Record Breakdown	222-223
All-Time High & Low Scores	224-225
All-Time Overtime Results	226-227
Longest Streaks	228
Attendance Breakdown	229-232
Triple-Doubles	233-234

HONORS

All-NBA Selections	236
Award Winners	237
All-Star Weekend Participants	238
Hall-of-Famers	239

Retired Numbers	240-243
-----------------------	---------

RECORDS

Team Single-Game	245-246
Individual Single-Game	247-248
40 & 50-Point Clubs	249-250
Individual Highs (Game)	251-252
Opponents 50-Point Club	253
Opponents All-Time Leaders	254
Individual Highs (Season)	255-257
Individual Highs (Career)	258-260
All-Time Rookie Leaders	261
Franchise Scoring Leaders	262
Yearly Leaders	263-273
The Center Records	274-275

PLAYOFFS

Team Single-Game Records	277
Individual Single-Game Records	278
Career Playoff Leaders	279-281
Rookie Game Records	282
Year-by-Year Breakdown	283
All-Time Playoffs Results	284-290
Final Game Results	291
All-Time Playoff Breakdown	292
Single-Game Top Performances	293

YEAR-BY-YEAR RESULTS

1949-50 - 2022-23	295-368
-------------------------	---------

ALL-TIME 76ERS ROSTER

All-Time Roster	370-446
All-Time Roster By School	447-450
All-Time Alphabetical Roster	451-453

SIXERS QUICK FACTS

Home Court: The Center
Capacity: 19,746
Colors: Red, White, Blue

FRANCHISE TIMELINE

Syracuse Nationals (1949-50)
Philadelphia 76ers (1963-Present)

TV OUTLETS

NBC Sports Philadelphia
NBC Sports Philadelphia+

RADIO FLAGSHIP

The Fanatic (97.5 FM, 950 AM)

SIXERS KEY PHONE NUMBERS

Executive Offices: (215) 339-7600
Ticket Office: (215) 339-7676

MAILING ADDRESS

Penn Medicine 76ers Training Complex
3 Banner Way
Camden, NJ 08103

2023-24 PHILADELPHIA 76ERS MEDIA GUIDE CREDITS: Editors: Rob King, Brandon Chinn, Erik Chambliss and Will Abbamont. Statistical sections of the media guide have been compiled by the 76ers Communications staff with research assistance provided by Elias Stats Bureau.

© 2023 Philadelphia 76ers

All NBA and team insignia depicted in this publication are the property of NBA Properties, Inc. and the respective teams of the NBA and may not be reproduced for commercial purposes without the prior written consent of NBA Properties, Inc.

The information contained in this publication was compiled by the Philadelphia 76ers and is provided as a courtesy to our fans and the press and may be used only for personal or editorial purposes. Any commercial use of this information is prohibited without the prior written consent of the Philadelphia 76ers.



GENERAL INFORMATION

Welcome.

The Philadelphia 76ers would like to welcome all members of the media to the 2023-24 season, our 28th season in The Center and our 60th in the City of Brotherly Love. We ask you to please read this section carefully and thank you in advance for your anticipated cooperation.



Dave Sholler
Chief Communications
Officer
davesholler@76ers.com
(609) 992-1315



Molly McEndy
Sr. Director,
Communications
mollymca@76ers.com
(484) 433-7777



Rob King
Sr. Director, Basketball
Communications
robertking@76ers.com
(516) 662-4117



Brandon Chinn
Director, Basketball
Communications
brandonchinn@76ers.com
(503) 830-7472



Erik Chambliss
Manager,
Communications
erikchambliss@76ers.com
(215) 913-4183



Will Abbamont
Coordinator,
Communications
willabbamont@76ers.com
(215) 499-8362

CREDENTIALS: Appropriate credentials are required for access to The Center and should be kept visible at all times. A limited number of season credentials are issued each season to outlets that plan to cover the 76ers on a game-by-game basis. A single-game credential allows the same access and privileges as a season pass. In accordance with NBA rules, all season passes must include a photo headshot of the approved individual. Media members wishing to cover a single game must contact the Philadelphia 76ers Public Relations staff by noon the day before the intended game. Passes are issued on a space-available basis for all single-game requests. Credentials will be left at the Press Entrance (located on the North side of the Main Concourse Level) and can be picked up three hours prior to tip-off on game nights.

ENTRANCE: Media members attending a 76ers game at The Center should enter the building through the Press Entrance, located on the North side of the Main Concourse Level, North side of the Main Concourse Level, the Eleventh Street North doors.

PARKING: Media members wishing to cover a single game, and requiring parking, must contact the Philadelphia 76ers Public Relations staff at least 48 hours prior to game day. Media members attending 76ers games should park in Lot H.

MEDIA ROOM: The media room is located at the Northeast corner of the Event Floor Level. Appropriate credentials are required for media room access. The media room consists of a dining facility, working stations and wireless internet access. Food, game notes, media kits and working space are available to the media during the course of an event. Food and beverages are served three hours before tip-off time. Refreshments are available during the game. A nominal fee of \$10 is charged for a pre-game meal.

SEATING: Home and visiting television as well as home and visiting radio will be seated in section 112. All other media will be assigned seats on the baseline (section 118) on a space-available basis.

STILL & VIDEO PHOTOGRAPHERS: Photo work space is limited and your cooperation is appreciated. Still and video photographers are limited to the baselines at each end of the court. In accordance with the NBA policy, no hard-back chairs are permitted courtside and all photographers must keep clear of all designated escape lanes. Rubber lens shades are required for all still photographers who are credentialed to shoot a 76ers game.

LOCKER ROOM ACCESS: All media availabilities will be held in press conference settings, not within the locker rooms. Only fully-vaccinated, credentialed media are permitted at the press conferences and no autographs are permitted. All media members are asked to have their passes visible at all times while in The Center.

GAME NOTES & STATS: Game notes for both teams will be available in the press room three hours prior to tip-off. Play-by-play, quarterly boxes, halftime boxes, final notes and quotes will all be disseminated electronically throughout the game night.

PRACTICES & SHOOTAROUNDS: 76ers practices are held at the Philadelphia 76ers Training Complex located in Camden, NJ. Parking is available across from the practice facility on South Front St. and Harbour Blvd. Please contact the Philadelphia 76ers PR department for a temporary parking pass if driving to practice.

PLEASE NOTE: All policies are subject to change. Please contact a representative with the 76ers Public Relations department with any questions.



GENERAL INFORMATION

76ERS MEDIA MEMBERS



Derek Bodner
PHLY



John Clark
WCAU-TV



Ky Carlin
Sixers Wire



Dan Gelston
Associated Press



Justin Grasso
Sports Illustrated



Paul Hudrick
Liberty Ballers



Kevin Kinkead
Crossing Broad



Noah Levick
*NBC Sports
Philadelphia*



Jack McCaffery
*Delaware County
Daily Times*



David Murphy
*Philadelphia
Inquirer*



Gina Mizell
*Philadelphia
Inquirer*



Kyle Neubeck
PHLY



Keith Pompey
*Philadelphia
Inquirer*

STATS CREW

Maria Baran, Dave Berman, Scott Berman, Mike Blimm, Michael Brock, George Burbage, Pete Gancayco, Jan Giel, Josh Ginter, Bernie Greenberg, Shaughn Howery, Dan Lobacz, Andy Mocerri, Bob Mueller, Mike Notaro, Brian Pollack, Maria Pollack, Ron Pollack, Scott Ramalho, Norm Starks, Bill Stiles, Mike Sullivan, Zipu Zhang



GENERAL INFORMATION

REGIONAL TELEVISION COVERAGE

NBC Sports Philadelphia

NBC Sports Philadelphia delivers more than 500 sporting events per year, highlighted by live-game coverage of the 76ers, the NHL's Philadelphia Flyers and MLB's Philadelphia Phillies, along with comprehensive gameday coverage of the NFL's Philadelphia Eagles, to fans throughout the Philadelphia region. NBC Sports Philadelphia also provides comprehensive sports news, analysis, commentary and original content across its television channels, including NBC Sports Philadelphia Plus, and digital media platforms, highlighted by NBCSportsPhiladelphia.com and the MyTeams app.



KATE SCOTT

Television Play-by-Play Announcer

Scott enters her third season as NBC Sports Philadelphia's 76ers play-by-play announcer. A sports media veteran, she has been calling top international, professional and collegiate events on television and radio for more than a decade and has served in several groundbreaking roles. This past summer, she made her FIFA World Cup debut as part of FOX's coverage of the 2023 Women's World Cup and took over as the new preseason television voice for the NFL's Seattle Seahawks. In March 2021, she became the first woman to call a Golden State Warriors game as part of an all-female radio broadcast team, and was the play-by-play announcer for the first all-female NHL telecast in the U.S. on NBCSN in March 2020. Scott also became the first woman to call football for the Pac-12 Networks in 2017 after becoming the first to call an NFL game on the radio in 2016. She began calling games for the Pac-12 Networks in 2015 and has appeared on NBC Sports Bay Area and NBC Sports California since 2013. Overall, Scott has more than 15 years of experience in sports media as an announcer, reporter, producer, anchor and host. In addition, she's done voice work for over a decade. A native of Clovis, Calif., Scott earned a bachelor's degree in communications from the University of California, Berkeley.



ALAA ABDELNABY

Television Analyst

Former Philadelphia 76er and NBA veteran Alaa Abdelnaby enters his eighth season as a member of the 76ers television announcing team. His broadcasting resume includes working as an analyst for Westwood One Radio and as a studio analyst for CBS Sports Network. Abdelnaby has called several NCAA Tournament games, including the 2015 Final Four. Abdelnaby is a 1990 graduate of Duke University, where he was a Third-Team All-ACC selection as a senior while averaging 15 points and seven rebounds in 38 games. During his collegiate career, he played in three Final Fours. Abdelnaby became the first-round selection of the Portland Trail Blazers (25th overall) in the 1990 NBA Draft. Abdelnaby enjoyed a 10-year career in professional basketball, including five seasons in the NBA and a stint with the 76ers in 1995.



GENERAL INFORMATION

RADIO COVERAGE



76ers fans will be able to catch all the Sixers action on the radio in 2023-24, as Tom McGinnis returns for his 29th season as Voice of the Sixers. McGinnis, who hosts pregame, halftime and postgame shows for every game, can be heard on the 76ers Radio Network. The Fanatic (97.5 FM) is entering its 12th full season as the 76ers flagship station.



TOM MCGINNIS

Radio Play-by-Play Announcer

Tom McGinnis enters his 29th season as the voice of the Sixers Radio Network. McGinnis has become one of the most recognizable radio personalities in sports today. While handling all the play-by-play on-air, he also serves as the 76ers Director of Radio Broadcasting. McGinnis hosts numerous 76ers events and community relations efforts in the offseason. He was named 2014 Pennsylvania Sportscaster of the Year by the National Sportscasters and Sportswriters Association (NSSA). McGinnis, who grew up in Spring Valley, Ill., received a degree in Broadcast Journalism from Northern Illinois University in 1984. He played point guard his first two years in college at Benedictine University in Lisle, Ill. A three-sport standout in high school, McGinnis was inducted into the Saint Bede Academy Athletic Hall of Fame. Prior to joining the 76ers for the 1995-96 season, McGinnis recorded 13 years of broadcasting experience, including seven years at local television stations, four years of play-by-play in the CBA with the Cedar Rapids Silver Bullets (1989-90) and LaCrosse Catbirds (1990-93) and two years calling minor league hockey games with the Cleveland Lumberjacks and the South Carolina Stingrays. McGinnis lives in New Jersey with his wife, Robin Rieger, formerly of KYW-TV, and their two children, Kenna and Luke.

Bede Academy Athletic Hall of Fame. Prior to joining the 76ers for the 1995-96 season, McGinnis recorded 13 years of broadcasting experience, including seven years at local television stations, four years of play-by-play in the CBA with the Cedar Rapids Silver Bullets (1989-90) and LaCrosse Catbirds (1990-93) and two years calling minor league hockey games with the Cleveland Lumberjacks and the South Carolina Stingrays. McGinnis lives in New Jersey with his wife, Robin Rieger, formerly of KYW-TV, and their two children, Kenna and Luke.

2023-24 NBA KEY DATES

2023

- June 30:** Teams can begin negotiating with free agents (beginning at 6 p.m. ET)
- July 3 & 5:** California Summer League (Sacramento, CA)
- July 3, 5 & 6:** Salt Lake City Summer League (Salt Lake City, UT)
- July 6:** NBA Teams may begin signing free agents to contracts (12:01 p.m. ET)
- July 7-17:** NBA 2K24 Summer League (Las Vegas, NV)
- July 7-9:** NBA Con (Las Vegas, NV)
- August 7:** USA vs. Puerto Rico (Las Vegas, Nevada)
- August 11-12:** Naismith Basketball Hall of Fame Enshrinement Weekend (Springfield, MA)
- August 12:** USA vs. Slovenia (Malaga, Spain)
- August 13:** USA vs. Spain (Malaga, Spain)
- August 18:** USA vs. Greece (Abu Dhabi, UAE)
- August 20:** USA vs. Germany (Abu Dhabi, UAE)
- August 25 - Sept. 10:** 2023 FIBA Men's World Cup (Philippines, Japan and Indonesia)
- September 26:** First allowable date for players participating in preseason games in Abu Dhabi, UAE to report to their teams (no earlier than 11 a.m. local time)
- September 27:** Training Camps open for all teams participating in preseason games outside North America
- October 2:** First allowable date for all other veteran players to report to their teams (no earlier than 11 a.m. local time)
- October 3:** NBA Training Camps open
- October 5:** NBA Preseason games begin
- October 5 & 7:** NBA Abu Dhabi Games, Dallas Mavericks vs. Minnesota Timberwolves, (Abu Dhabi, UAE)
- October 20:** NBA Preseason ends
- October 23:** Rosters set for NBA Opening Day (5 p.m. ET)
- October 24:** Start of the 2023-24 NBA Regular Season
- October 28:** NBA G League Draft
- October 30 - Nov. 9:** NBA G League Training Camp
- November 3:** In-Season Tournament begins
- November 9:** Rosters set for NBA G League Opening Day (5 p.m. ET)
- November 10:** NBA G League Season begins
- November 9:** NBA Mexico City Game, Atlanta Hawks vs. Orlando Magic (Mexico City, Mexico)
- December 7:** NBA In-Season Tournament Semifinals (Las Vegas, NV)
- December 9:** NBA In-Season Tournament Finals (Las Vegas, NV)

- December 19-22:** NBA G League Winter Showcase and Showcase Cup Championship Game
- December 27:** NBA G League 34-game regular season begins

2024

- January 5:** 10-day contracts may now be signed
- January 10:** All NBA contracts are guaranteed for the remainder of the season
- January 11:** NBA Paris Game, Brooklyn Nets vs. Cleveland Cavaliers (Paris, France)
- January 23-27:** NBA Rivals Week
- February 8:** NBA Trade Deadline (3 p.m. ET)
- February 16-18:** NBA All-Star 2024 (Indianapolis, IN)
- February 16-21:** NBA All-Star break
- March 1:** Playoff Eligibility Waiver Deadline
- March 30:** NBA G League Regular Season ends
- April 2:** NBA G League Playoffs begin
- April 14:** Regular Season ends
- April 15:** Rosters set for NBA Playoffs 2024 (3 p.m. ET)
- April 16-19:** NBA Play-In Tournament
- April 20:** NBA Playoffs 2024 begin
- April 28:** NBA Early Entry Eligibility Deadline (11:59 p.m. ET)
- May 6-7:** Conference Semifinals begin (possible move up to May 4-5)
- May 12:** NBA Draft Lottery 2024 presented by State Farm
- May 13-19:** NBA Combine (Chicago, IL)
- May 21-22:** Conference Finals begin (possible move up to May 19-20)
- June 6:** NBA Finals 2024 Game 1
- June 9:** NBA Finals 2024 Game 2
- June 12:** NBA Finals 2024 Game 3
- June 14:** NBA Finals 2024 Game 4
- June 17:** NBA Draft Early Entry Entrant Withdrawal Deadline (5 p.m. ET)
- June 17:** NBA Finals 2024 Game 5 (if necessary)
- June 20:** NBA Finals 2024 Game 6 (if necessary)
- June 23:** NBA Finals 2024 Game 7 (if necessary)
- June 27:** NBA Draft 2024 presented by State Farm



GENERAL INFORMATION

PHILADELPHIA 76ERS PRACTICE FACILITY

The Philadelphia 76ers officially opened the basketball operations portion of the team's 125,000-square-foot Training Complex on September 23, 2016. The Training Complex, one of the largest in the NBA, is designed to foster team building and unity, communication, innovation, and the spirit of competition. The basketball operations facility includes two NBA regulation-size basketball courts, a 2,800-square-foot player locker room, and state-of-the-art performance, wellness, recovery, and hydrotherapy rooms. The basketball training facility was conceived to be a 24/7 destination for elite NBA and front office talent with amenities including a player restaurant, private balcony, film and press room.



DIRECTIONS TO THE PHILADELPHIA 76ERS TRAINING COMPLEX

PHILADELPHIA 76ERS TRAINING COMPLEX (3 BANNER WAY, CAMDEN, NJ 08103)

BY BUS

- Take NJ Transit Bus from Philadelphia (6th and Race St.) to New Jersey (Broadway and Cooper). The facility is a 10 minute walk from that bus stop.

BY CAR

FROM NEW YORK, NEW JERSEY OR NEW ENGLAND:

- Take the New Jersey Turnpike South to Exit 4, which is NJ-73 N.
- Take NJ-73 N to exit NJ-38 W/Kaighns Ave.
- Continue on Kaighns Ave before turning slightly right onto US-30 W.
- Take the exit toward Martin Luther King Blvd. Continue onto MLK Blvd.
- Turn left onto S. Front Street.

FROM PHILADELPHIA INTERNATIONAL AIRPORT, WASHINGTON, D.C., BALTIMORE OR MARYLAND:

- Take Interstate 95 North.
- Take I-76 E to exit 354 toward US 130 N/NJ-168.
- Keep left, following signs for Camden/Waterfront.
- Take exit 5A toward US-30.
- Follow Dr. Martin Luther King Blvd to S. Front Street.
- Turn left onto S. Front Street.



GENERAL INFORMATION



NATIONAL BASKETBALL ASSOCIATION
NBA ENTERTAINMENT
WOMEN'S NATIONAL BASKETBALL ASSOCIATION
NBA G LEAGUE
NBA 2K LEAGUE
BASKETBALL AFRICA LEAGUE



U.S. OFFICES

NEW YORK

Olympic Tower
 645 Fifth Avenue
 New York, NY 10022
 Telephone: (212) 407-8000
 Fax: (212) 832-3861

NEW JERSEY

100 Plaza Drive
 Secaucus, NJ 07094
 Telephone: (201) 865-1500
 Fax: (201) 974-5973

INTERNATIONAL OFFICES

AFRICA

CAIRO

5A Building H, Second Floor
 Unit 3
 New Cairo
 Cairo
 Egypt

DAKAR

Levels 4 and 5, Serenity Building
 King Fahd Palace Road
 Almadies, Dakar
 Senegal

JOHANNESBURG

6th Floor
 The Ridge
 1 Discovery Place
 Sandton, 2196
 South Africa

LAGOS

6th Floor, Landmark Towers
 5B Water Corporation Road
 Oniru, Lagos State
 Nigeria

ASIA/PACIFIC

BEIJING

19th Floor, Office Tower 2, China Central
 Place
 No. 79 Jianguo Road, Chaoyang District
 Beijing, China 100025
 Telephone: +86-10-5200-8200
 Fax: +86-10-5200-8202

HONG KONG

Room 3101, Lee Gardens One
 33 Hysan Avenue
 Causeway Bay, Hong Kong
 Telephone: +852-2843-9600
 Fax: +852-2536-4808

MANILA

Unit 1701, World Plaza Building
 5th Avenue corner 30th Street
 Bonifacio Global City
 Taguig, 1634 Philippines
 Telephone: +632-866-8205

MUMBAI

C-1804, ONE BKC
 G Block, Bandra Kurla Complex
 Bandra East, Mumbai - 400051
 Telephone: +91-22-6124-6100

SHANGHAI

Unit 2703-2708, 27F, Tower 2 Plaza
 66 1266 Nanjing West Road
 Jing An District
 Shanghai, China 200040
 Telephone: +86-21-6137-2200
 Fax: +86-21-6288-9920

CANADA

TORONTO

16 York Street, Suite 2510
 Toronto, Ontario, Canada M5J 0E6
 Telephone: (416) 682-2000

EUROPE & THE MIDDLE EAST

LONDON

Endeavour House
 189 Shaftesbury Avenue
 London, United Kingdom WC2H 8JR
 Telephone: +44-20-7420-8900

MADRID

47 Leganitos Street 6th Floor
 28013 Madrid, Spain
 Telephone: +34-912-153-573

LATIN AMERICA

RIO DE JANEIRO

Av Borges de Medeiros, 633
 Sala 301 - Leblon
 Rio de Janeiro, RJ, Brazil 22430-041
 Telephone: +55-21-3206-6400
 Fax: +55-21-2586-6001

MEXICO CITY

Av. Prolongacion Paseo de la Reforma
 No. 1236, Piso 6
 Planta Baja Desarrollo Santa Fe
 Cuajimalpa De Morelos, Ciudad De
 Mexico 05348
 Telephone: +52-55-9171-7700



GENERAL INFORMATION



NBA G LEAGUE

OLYMPIC TOWER, 645 5TH AVENUE, 18TH FLOOR
NEW YORK, NY 10022
CONTACT: PHIL BAUSK (PBAUSK@NBA.COM)



Austin Spurs

1717 Scottsdale Drive, Suite 155, Cedar Park, TX 78641
Arena: H-E-B Center at Cedar Park
Tel: (512) 236-8333
Media Relations Contact: Amanda Janczak
(ajanczak@spurs.com)
NBA Affiliation: San Antonio

Birmingham Squadron

950 22nd Street N, Suite 925, Birmingham, AL 35203
Arena: Legacy Arena
Tel: (256) 708-0281
Media Relations Contact: Dawson Boyd
(Dawson.Boyd@pelicans.com)
NBA Affiliation: New Orleans

Capital City Go-Go

1100 Oak Drive SE, Washington, DC 20032
Arena: Ent. & Sports Arena in Congress Hts.
Tel: (202) 318-5278
Media Relations Contact: Matt Quinn
(mquinn@monumentalsports.com)
NBA Affiliation: Washington

Cleveland Charge

1 Center Court, Cleveland, OH, 44115
Arena: Cleveland State University Wolstein Center
Tel: (216) 420-2730
Media Relations Contact: Sean Wyatt (SWyatt@cavs.com)
NBA Affiliation: Cleveland

College Park Skyhawks

101 Marietta Street NW, Suite 1100, Atlanta, GA 30303
Arena: Gateway Center Arena at College Park
Tel: (404) 878-3800
Media Relations Contact: Jerome Schwich
(Jerome.schwich@cpsyhawks.com)
NBA Affiliation: Atlanta

Delaware Blue Coats

401 Garasches Lane, Wilmington, DE 19801
Arena: Chase Fieldhouse
Tel: (302) 504-7587
Media Relations Contact: Alex Yoh (alexboh@76ers.com and
BlueCoatsPR@76ers.com)
NBA Affiliation: Philadelphia

Fort Wayne Mad Ants

347 West Berry Street, Suite, 200A, Fort Wayne, IN 46802
Arena: Allen County War Memorial Coliseum
Tel: (260) 702-9561
Media Relations Contact: Dan Vance
(dvance@ftwaynemadants.com)
NBA Affiliation: Indiana

NBA G League Ignite

200 S Green Valley Parkway, Henderson, NV 89012
Arena: The Dollar Loan Center
Media Relations Contact: Mara Rudolph (mrudolph@nba.com)
NBA Affiliation: None

Grand Rapids Drive

130 Fulton Street W, Grand Rapids, MI 49503
Arena: Van Andel Arena
Tel: (616) 350-4881
Media Relations Contact: Shanee Marvin (smarvin@
nbagrandsports.com) and Brittney Whitefield (bwhitefield@
nbagrandsports.com)
NBA Affiliation: Denver

Greensboro Swarm

2411 B West Gate City Boulevard, Greensboro, NC 27403
Arena: Fieldhouse at the Greensboro Coliseum Complex
Tel: (336) 907-3608
Media Relations Contact: Kaila Lewis (Klewis@goswarm.com)
NBA Affiliation: Charlotte

Iowa Wolves

730 3rd Street, Des Moines, IA 50309
Arena: Wells Fargo Arena
Tel: (515) 564-8550
Media Relations Contact: John Meyer
(john.meyer@iawolves.com)
NBA Affiliation: Minnesota

Lakeland Magic

701 W Lime Street, Lakeland, FL 33815
Arena: RP Funding Center
Tel: (863) 825-3258
Media Relations Contact: Owen Fasolas
(ofasolas@lakelandmagic.com)
NBA Affiliation: Orlando

Long Island Nets

1255 Hempstead Turnpike, Uniondale, New York 11553
Arena: Nassau Coliseum
Tel: (516) 654-8199
Media Relations Contact: Patricia Douglas
(pdouglas@bsglobal.net)
NBA Affiliation: Brooklyn

Maine Celtics

550 Forest Avenue, Portland, ME 04012
Arena: Portland Exposition Building
Tel: (207) 210-6655
Media Relations Contact: Evans Boston
(EBoston@maineceltics.com)
NBA Affiliation: Boston

Memphis Hustle

191 Beale Street, Memphis, TN 38103
Arena: Landers Center
Tel: (901) 205-1234
Media Relations Contact: Corey Moore (C
moore@grizzlies.com)
NBA Affiliation: Memphis



GENERAL INFORMATION



NBA G LEAGUE

OLYMPIC TOWER, 645 5TH AVENUE, 18TH FLOOR
NEW YORK, NY 10022
CONTACT: PHIL BAUSK (PBAUSK@NBA.COM)



Mexico City Capitanes

Av. de las Granjas 800, Santa Barbara, Azcapotzalco, 02230,
Mexico City, Mexico
Arena: Arena Ciudad de México
Tel: +52 55 6414 6100
Media Relations Contact: Adriana Barrón
(abarron@capitanes.mx)
NBA Affiliation: None

Motor City Cruise

1290 West Warren Avenue, Detroit, MI 48201
Arena: Wayne State Fieldhouse
Tel: (417) 331-0002
Media Relations Contact: Kevin Grigg (KGrigg@pistons.com)
NBA Affiliation: Detroit

Oklahoma City Blue

208 Thunder Drive, Oklahoma City, OK 73102
Arena: Paycom Center
Tel: (405) 208-4800
Media Relations Contact: Heather Ward
(Hward@okcthunder.com)
NBA Affiliation: Oklahoma City

Ontario Clippers

9680 Haven Avenue #120, Rancho Cucamonga, CA 91730
Arena: Toyota Arena
Tel: (909) 406-9090
Media Relations Contact: Cooper Dzierzanowski
(cdzierzanowski@clippers.com)
NBA Affiliation: LA Clippers

Raptors 905

5600 Rose Cherry Place, Mississauga, ON L4Z4B6
Arena: Paramount Fine Foods Centre
Tel: (416) 815-5600
Media Relations Contact: Safia Hersi
(SHersi@raptors905.com)
NBA Affiliation: Toronto

Rio Grande Valley Vipers

4421 N. McColl Road, McAllen, TX 78504
Arena: Bert Ogden Arena
Tel: (956) 510-7162
Media Relations Contact: Juanita Maldonado
(juanita@rgvipers.com)
NBA Affiliation: Houston

Salt Lake City Stars

3200 S Decker Lake Drive, West Valley City, UT 84119
Arena: Maverik Center
Tel: (801) 325-7827
Media Relations Contact: Derek Ahrnsbrak
(derek.ahrnsbrak@slcstars.com)
NBA Affiliation: Utah

Santa Cruz Warriors

903 Pacific Avenue, Suite 101, Santa Cruz, CA 95060
Arena: Kaiser Permanente Arena
Tel: (503) 704-6328
Media Relations Contact: Anna Burleson
(aburleson@warriors.com)
NBA Affiliation: Golden State

Sioux Falls Skyforce

2131 South Minnesota Avenue, Sioux Falls, SD 57105
Arena: Sanford Pentagon
Tel: (605) 332-0605
Media Relations Contact: Nick Robinson
(nick@skyforceonline.com)
NBA Affiliation: Miami

South Bay Lakers

2275 East Mariposa Avenue, El Segundo, CA 90245
Arena: UCLA Health Training Center
Tel: (310) 426-6000
Media Relations Contact: Cole Knox (cknox@sb-lakers.com)
NBA Affiliation: Los Angeles Lakers

Stockton Kings

400 East Main Street, Suite 760 Stockton, CA 95202
Arena: Stockton Arena
Tel: (888) 564-7209
Media Relations Contact: Avery Jacobs (Ajacobs@kings.com)
NBA Affiliation: Sacramento

Texas Legends

2601 Avenue of the Stars, Suite 300, Frisco, TX 75034
Arena: Comerica Center
Tel: (214) 469-0822
Media Relations Contact: Britney Wynn
(bwynn@texlegends.com)
NBA Affiliation: Dallas

Westchester Knicks

711 Old Saw Mill River Road, Tarrytown, NY 10591
Arena: Total Mortgage Arena
Tel: (212) 485-7116
Media Relations Contact: Ajah Hawley-Alexander (Ajah.
Hawley-Alexander@msgsports.com)
NBA Affiliation: New York

Windy City Bulls

5333 Prairie Stone Parkway, Hoffman Estates, IL 60192
Arena: NOW Arena
Tel: (847) 396-7070
Media Relations Contact: Kyle Brown (kylebrown@bulls.com)
NBA Affiliation: Chicago

Wisconsin Herd

549 High Avenue, Oshkosh, WI 54901
Arena: Oshkosh Arena
Tel: (920) 233-4374
Media Relations Contact: Jamie Winsted (jamie.winsted@
wisconsinherd.com)
NBA Affiliation: Milwaukee



GENERAL INFORMATION

DELAWARE BLUE COATS



The Delaware Blue Coats are the official NBA G League affiliate of the Philadelphia 76ers. The team plays its home games at the all-new 76ers Fieldhouse in Wilmington, Delaware. The Delaware Blue Coats organization is a Harris Blitzer Sports & Entertainment property.

DELAWARE BLUE COATS 2022-23 SEASON RESULTS

Date	Opponent	W/L	Team/Opp
Feb 11	Vs. Wisconsin Herd	W	166-139
Feb 13	Vs. College Park Skyhawks	W	130-104
Feb 22	Vs. Motor City Cruise	L	116-111
Feb 24	Vs. Motor City Cruise	L	111-107
Feb 25	At Capital City Go-Go	W	136-121
Feb 27	At Capital City Go-Go	W	125-124
Mar 1	At Westchester Knicks	W	147-126
Mar3	At Westchester Knicks	W	122-117
Mar8	At Raptors 905	W	112-97
Mar9	At Raptors 905	W	126-112
Mar11	Vs. College Park Skyhawks	L	137-116
Mar14	Vs. Texas Legends	W	148-116
Mar16	Vs. Texas Legends	L	129-132
Mar18	At Windy City Bulls	L	119-112
Mar24	Vs. Fort Wayne Mad Ants	L	110-114
Mar25	Vs. Fort Wayne Mad Ants	L	121-125

DELAWARE BLUE COATS QUICK FACTS

Website: bluecoats.team

Ticket Information: bluecoatsinfo@76ers.com

Office/Arena: Chase Fieldhouse (401 Garasches Ln, Wilmington, DE 19801)

General Manager: Jameer Nelson

Head Coach: Mike Longabardi

NBA ASSIGNED PLAYERS

PLAYER

Norvel Pelle
Shake Milton
Jonah Boldern
Zhaire Smith
Amir Johnson
Justin Patton
Jarred Vanderbilt
Furkan Korkmaz
Jerry Bayless
Richaun Holmes
Danuel House
Timothe Luwawu-Cabarrot
Sheldon McClellan
Nerlens Noel
Chasson Randle
Mike Scott
Tiago Splitter
Isaiah Joe
Jaden Springer

NBA TEAM

Philadelphia 8g, 13.9ppg, 9.1rpg
Philadelphia 33g, 24.2ppg, 5.0rpg
Philadelphia 22g, 13.0ppg, 8.6rpg
Philadelphia 39g, 11.7ppg, 3.1rpg
Philadelphia 11g, 8.7ppg, 6.0rpg
Philadelphia 11g, 8.7ppg, 5.5rpg
Denver 4g, 7.3ppg, 7.8rpg
Philadelphia 9g, 15.4ppg, 5.2rpg
Philadelphia 0g
Philadelphia 2g, 14.0ppg, 6.7rpg
Washington 7g, 13.3ppg, 5.7rpg
Philadelphia 3g, 10.3ppg, 4.0rpg
Washington 6g, 10.7ppg, 3.5rpg
Philadelphia 0g
Philadelphia 1g, 14.0ppg, 1.0rpg
Atlanta 2g, 8.5ppg, 3.0rpg
Philadelphia 2g, 6.5ppg, 5.5rpg
Philadelphia 2g, 8.5ppg, 2.0rpg
Philadelphia 16g, 2.6ppg, 0.9rpg

YEAR

13-14
13-14
14-15
14-15
14-15
14-15
15-16
15-16
15-16
16-17
17-18
17-18
18-19
19-20
20-21
20-21
21-22
21-22
21-22
21-22
21-22
22-23

PLAYER CALL-UPS

PLAYER

Kendall Marshall
Vander Blue
Drew Gordon
Malcolm Lee
Ronald Roberts Jr.
Sean Kilpatrick
Sean Kilpatrick
Jordan McRae
Christian Wood
Shawn Long
James Webb III
Emeka Okafor
Haywood Highsmith
Norvel Pelle
Frank Mason III
Justin Robinson
Braxton Key
Haywood Highsmith
Shaq Harrison
Charlie Brown, Jr.
Jarron Cumberland
Mac McClung

NBA TEAM

Lakers
Celtics
76ers
76ers
76ers
Timberwolves
Nuggets, Nets
Suns, Cavs
76ers (twice)
76ers
Nets
Pelicans
76ers
76ers
Magic
Thunder
76ers, Pistons
Heat (twice)
Nets, Grizzlies
Mavericks, Sixers
Blazers
76ers



GENERAL INFORMATION

DELAWARE BLUE COATS BUSINESS STAFF

President:	Larry Meli
Vice President, Business Operations:	Alex Yoh
Sr. Manager, Group Sales:	Tyler Wuensche
Manager, Business Development:	Joe Kane
Ambassador of Basketball:	Joe Richmond
Fan Development Associate:	Liam Matthews
Account Executive:	Jessica Holster
Account Executive:	Alex Costantino
Marketing Communications Assistant:	Genna Koskinen

DELAWARE BLUE COATS BASKETBALL STAFF

General Manager:	Jameer Nelson
Head Coach:	Mike Longabardi
Assistant Coach:	J.P. Clark
Assistant Coach:	God Shammgod, Jr.
Assistant Coach:	Ryan Ayers
Director, Basketball Operations:	Danielle Lyons
Head Athletic Trainer:	Nick Coyle
Physical Therapist:	Lee Applequist
Strength & Conditioning Coach:	Alex Cost
Basketball Operations Assistant:	Brandon Seguinot



GENERAL INFORMATION

2022-23 NBA G LEAGUE SHOWCASE CUP STANDINGS

CENTRAL

Team	W	L	Pct	GB	Home	Road	Last 10	Streak
Fort Wayne	12	6	.667	---	7-2	5-4	7-1	Won 4
Cleveland	12	6	.667	---	8-1	4-5	6-4	Lost 1
Windy City	12	7	.632	0.5	6-2	6-5	6-4	Lost 1
Iowa	11	7	.611	1.0	8-0	3-7	7-3	Lost 2
Sioux Falls	11	7	.611	1.0	8-2	3-5	7-3	Lost 1
Wisconsin	8	10	.444	4.0	4-5	4-5	4-6	Won 2
Grand Rapids	5	13	.278	7.0	3-6	2-7	4-6	Won 2
Motor City	4	14	.222	8.0	3-7	1-7	2-8	Lost 1

EAST

Team	W	L	Pct	GB	Home	Road	Last 10	Streak
College Park	12	6	.667	---	7-2	5-4	7-3	Lost 2
Maine	11	7	.611	1.0	6-2	5-5	4-6	Lost 1
Long Island	10	8	.556	2.0	4-6	6-2	6-4	Lost 2
Capital City	9	9	.500	3.0	4-5	5-4	3-7	Won 2
Delaware	8	10	.444	4.0	5-4	3-6	5-5	Won 3
Greensboro	7	11	.389	5.0	4-5	3-6	5-5	Won 1
Raptors 905	7	11	.389	5.0	4-5	3-6	3-7	Lost 3
Westchester	6	12	.333	6.0	4-5	2-7	5-5	Lost 5

SOUTH

Team	W	L	Pct	GB	Home	Road	Last 10	Streak
Rio Grande Valley	13	5	.722	---	7-3	6-2	8-2	Won 1
Mexico City	12	6	.667	1.0	7-3	5-3	7-3	Won 3
Memphis	11	7	.611	2.0	4-4	7-3	8-2	Won 2
Texas	9	9	.500	4.0	4-4	5-5	4-6	Won 2
Lakeland	7	11	.389	6.0	5-4	2-7	4-6	Lost 2
Birmingham	6	12	.333	7.0	2-6	4-6	3-7	Lost 2
Austin	4	13	.278	8.0	3-6	2-7	1-9	Lost 3

WEST

Team	W	L	Pct	GB	Home	Road	Last 10	Streak
Ontario	15	4	.789	---	9-2	6-2	7-3	Won 3
South Bay	13	5	.722	1.5	7-3	6-2	8-2	Won 1
Stockton	9	9	.500	5.5	3-5	6-4	5-5	Won 2
OKC	8	10	.444	6.5	4-6	4-4	4-6	Lost 1
Santa Cruz	8	10	.444	6.5	4-5	4-5	5-5	Lost 4
SLC	6	12	.333	8.5	4-5	2-7	3-7	Lost 2
G League	4	14	.222	10.5	2-6	2-8	1-9	Lost 2

2022-23 NBA G LEAGUE SHOWCASE CUP RESULTS

QUARTERFINALS

(Single Elimination)

- Maine Celtics defeat South Bay Lakers, 112-106
- Windy City Bulls defeat Rio Grande Valley Vipers, 102-96
- Ontario Clippers defeat Iowa Wolves 121-95
- Cleveland Charge defeat College Park Skyhawks, 120-104

SEMIFINALS

(Single Elimination)

- Ontario Clippers defeat Maine Celtics, 124-112
- Windy City Bulls defeat Cleveland Charge, 96-94

FINALS

(Single Elimination)

- Ontario Clippers defeat Windy City Bulls, 99-97



GENERAL INFORMATION

2022-23 NBA G LEAGUE FINAL REGULAR SEASON STANDINGS

G LEAGUE EASTERN CONFERENCE

Team	W	L	Pct	GB	Home	Road	Last 10	Streak
Long Island	23	9	.719	--	14-2	9-7	4-6	Lost 2
Delaware	20	12	.625	3.0	7-9	13-3	5-5	Lost 4
Capital City	19	13	.594	4.0	9-7	10-6	7-3	Won 5
Maine	19	13	.594	4.0	10-6	9-7	5-5	Won 2
Cleveland	18	14	.563	5.0	9-7	9-7	5-5	Won 4
Fort Wayne	18	14	.563	5.0	8-8	10-6	5-5	Won 5
Windy City	18	14	.563	5.0	8-8	10-6	7-3	Won 1
Lakeland	18	14	.563	5.0	8-8	10-6	7-3	Won 2
Motor City	17	15	.531	6.0	10-6	7-0	6-4	Lost 1
Raptors 905	16	16	.500	7.0	8-8	8-8	4-6	Won 1
College Park	15	17	.469	8.0	9-7	6-10	5-5	Lost 4
Greensboro	11	21	.344	12.0	7-9	4-12	3-7	Lost 1
Wisconsin	9	23	.344	12.0	7-9	4-12	4-6	Lost 1
Grand Rapids	9	23	.281	14.0	5-11	4-12	2-8	Lost 2
Westchester	9	23	.281	14.0	5-11	4-12	1-9	Lost 8

G LEAGUE WESTERN CONFERENCE

Team	W	L	Pct	GB	Home	Road	Last 10	Streak
Stockton	25	7	.781	--	13-3	12-4	9-1	Won 3
Memphis	23	9	.719	2.0	13-3	10-6	6-4	Lost 2
South Bay	21	11	.656	4.0	12-4	9-7	6-4	Won 1
Salt Lake City	20	12	.625	5.0	10-6	10-6	7-3	Won 3
Sioux Falls	20	12	.625	5.0	10-6	10-6	7-3	Won 6
Rio Grande V	18	14	.563	7.0	9-7	9-7	8-2	Won 2
Santa Cruz	18	14	.563	7.0	11-5	7-9	6-4	Won 1
Mexico City	18	14	.563	7.0	11-5	7-9	4-6	Lost 3
Ontario	17	15	.531	8.0	9-7	8-8	5-5	Won 1
OKC	13	19	.406	12.0	6-10	7-9	5-5	Won 3
G League I	11	21	.344	14.0	5-11	6-10	2-8	Lost 5
Birmingham	11	21	.344	14.0	5-11	6-10	6-4	Won 1
Iowa	9	23	.281	16.0	6-10	3-13	3-7	Lost 1
Austin	8	24	.250	17.0	5-11	3-13	2-8	Lost 6
Texas	7	25	.219	18.0	3-13	4-12	1-9	Lost 4

2022-23 NBA G LEAGUE POSTSEASON RESULTS

FIRST ROUND

(Single Elimination)

Capital City defeat Fort Wayne, 101-87
 Sioux Falls defeat Salt Lake City, 115-107
 Cleveland defeat Maine, 113-100
 Rio Grande Valley defeat South Bay, 124-122

CONFERENCE SEMIFINALS

(Single Elimination)

Delaware defeat Capital City, 104-99
 Sioux Falls defeat Stockton, 98-97
 Rio Grande Valley defeat Memphis, 110-108
 Long Island defeat Cleveland, 111-107

CONFERENCE FINALS

(Single Elimination)

Delaware defeat Long Island, 108-94
 Rio Grande Valley defeat Sioux Falls, 110-105

FINALS

(Best of Three)

Delaware defeat Rio Grande Valley 134-120
 Delaware defeat Rio Grande Valley, 114-110



GENERAL INFORMATION

2022-23 NBA G LEAGUE AWARD WINNERS

- Most Valuable Player:** Carlik Jones, Windy City Bulls
Dennis Johnson Coach of the Year: Ronnie Burrell, Long Island Nets
Defensive Player of the Year: Jay Huff, Capital City Go-Go
Rookie of the Year: Kenneth Lofton Jr., Memphis Hustle
Jason Collier Sportsmanship Award: Nate Pierre-Louis, South Bay Lakers
Most Improved Player: Lester Quiñones, Santa Cruz Warriors
Basketball Executive of the Year: Paul Johnson, Stockton Kings
Finals MVP: Jaden Springer, Delaware Blue Coats
Showcase MVP: Brandon Boston Jr, Ontario Clippers

2022-23 ALL-NBA G LEAGUE ALL-SHOWCASE TEAM

- Brandon Boston Jr. - Ontario Clippers
Isaiah Mobley - Cleveland Charge
Tre Mann - Oklahoma City Blue
Terry Taylor - Fort Wayne Mad Ants
Kenneth Lofton Jr. - Memphis Hustle

2022-23 ALL-NBA G LEAGUE TEAMS

FIRST TEAM

- Carlik Jones - Windy City Bulls
David Duke Jr. - Long Island Nets
Neemias Queta - Stockton Kings
Kenneth Lofton Jr. - Memphis Hustle
Jay Huff - Capital City Go-Go

SECOND TEAM

- Jamaree Boutea - Sioux Falls Skyforce
Sharife Cooper - Cleveland Charge
Darius Days - Rio Grande Valley Vipers
Mfiondu Kabengele - Maine Celtics
Luka Samanic - Maine Celtics

THIRD TEAM

- Justin Anderson - Fort Wayne Mad Ants
Chris Chiozza - Long Island Nets
Moussa Diabaté - Ontario Clippers
Xavier Moon - Ontario Clippers
Isaiah Mobley - Cleveland Charge

2022-23 NBA G LEAGUE ALL-DEFENSIVE TEAM

- Kris Dunn - Capital City Go-Go
Shaquille Harrison - South Bay Lakers
Jay Huff - Capital City Go-Go
Neemias Queta - Stockton Kings
Mfiondu Kabengele - Maine Celtics

2022-23 NBA G LEAGUE ALL-ROOKIE TEAM

- Lester Quiñones - Santa Cruz Warriors
Jamaree Bouyea - Sioux Falls Skyforce
Kenneth Lofton Jr. - Memphis Hustle
Darius Davis - Rio Grande Valley Vipers
Moussa Diabaté - Ontario Clippers

GENERAL INFORMATION

THE CENTER



THE CENTER QUICK FACTS

MANAGEMENT COMPANY:

Spectra

TICKETING:

WellsFargoCenterPhilly.com

OPENING DATE: August 31, 1996

FIRST 76ERS GAME AT THE CENTER: 76ers vs. Milwaukee (11/1/96)

CAPACITY (BASKETBALL): 21,000

PREMIUM SEATING: 100 suites, 14 club boxes, 5 Lofts

CONCESSION STANDS: 60 locations

PARKING: Accommodations for 6,100 cars

AMENITIES: Center City Club, Cadillac Grille, Assembly Room, BetRivers.com Sports Lounge

SCOREBOARD: The Center welcomed the world's first Kinetic 4K center-hung scoreboard in summer of 2019. The first-of-its-kind system features a grand total of 6,601 square feet of 4K LED video technology and has 50% more screen real estate than the arena's previous model. It has an unprecedented ability to transform and be configured in a variety of formats to best highlight the action below. It also has two crown trusses and has two double-sided crown trusses that have the ability to move vertically and a more traditional four-sided LED ribbon sits on top of the center-hung. The trusses can appear as part of the overall center-hung during game play, but quickly convert into separate entertainment displays featuring real-time movement and a stimulating next-generation light show.

MAJOR EVENTS:

- 1996 World Cup of Hockey
- 1997 Stanley Cup Finals
- 1998 U.S. Figure Skating Championships (Olympic Trials)
- 1999 WWF Wrestlemania XV
- 1999 American Hockey League All-Star Game
- 2000 NCAA Women's Basketball Final Four
- 2000 Republican National Convention
- 2001 and 2002 X Games
- 2001 NCAA Men's East Regionals
- 2001 NBA Finals
- 2002 NBA All-Star Weekend
- 2006 NCAA Men's Basketball First & Second Round
- 2008 Gymnastic Olympic Trials
- 2009 NCAA Men's Basketball First & Second Round
- 2011 NCAA Wrestling Championships
- 2013 NCAA Men's Basketball Second & Third Round
- 2014 National Hockey League Entry Draft
- 2014 NCAA Frozen Four
- 2016 NCAA Men's College Basketball East Regionals
- 2016 Democratic National Convention
- 2019 Overwatch League Grand Finals

PROJECT FACTS

COST

\$210 million

GROUND BREAKING

Sept. 14, 1994

ARCHITECTS

Ellerbe Becket

BUILDERS

L.F. Driscoll

PROJECT MANAGERS

Fox Management Company

DETAILS

1,400 workers, 7,000 tons of steel, 19,000 cubic yards of concrete, 32,500 square feet of glass, 62,000 lineal feet of driven piles, 76,000 tiles, 400,000 square feet of dry wall.

The Center is currently undergoing a multi-year transformation. Highlights of the latest phase include:

- **New City Terrace:** The completely reimagined top level of the arena which includes the Assembly Room, Liberty Lofts and Revolutionary Row. Also includes the new BetRivers.com Sports Lounge.
- **Center City Club:** The luxury event-level club which doubled in size to 7,400 square feet with direct access to the best seats in the arena. Includes a large show kitchen flanked by two 50-foot luxury bars on either side that are backed by 700 total square feet of LED screen real estate.
- **Main Concourse:** Upgrades on the ground level include a re-conceptualized approach to dining and social interaction throughout, 8,000 brand new seats within the lower bowl, a new and relocated concierge-style box office and a dynamic LED video and lighting system that reacts in real time to carry the energy of the game to every corner of the Wells Fargo Center.



GENERAL INFORMATION

DIRECTIONS TO THE CENTER

FROM NEW JERSEY VIA THE WALT WHITMAN BRIDGE: Follow the signs for Broad Street. At the end of the Broad Street ramp, turn left and follow the signs to the Sports Complex. The Center will be on your left.

FROM INTERSTATE 76/SCHUYLKILL EXPRESSWAY: Traveling east, follow the signs for South Jersey, Walt Whitman Bridge and Sports Complex. Continue east to exit 45, Broad Street, Sports Complex. At the bottom of the exit ramp, make a right onto Broad Street. The Center will be on your left.

FROM INTERSTATE 476/BLUE ROUTE: Take I-476 South to the end. Follow signs for I-95 North, Philadelphia. Take I-95 North to Broad Street exit. The Center will be on your right.

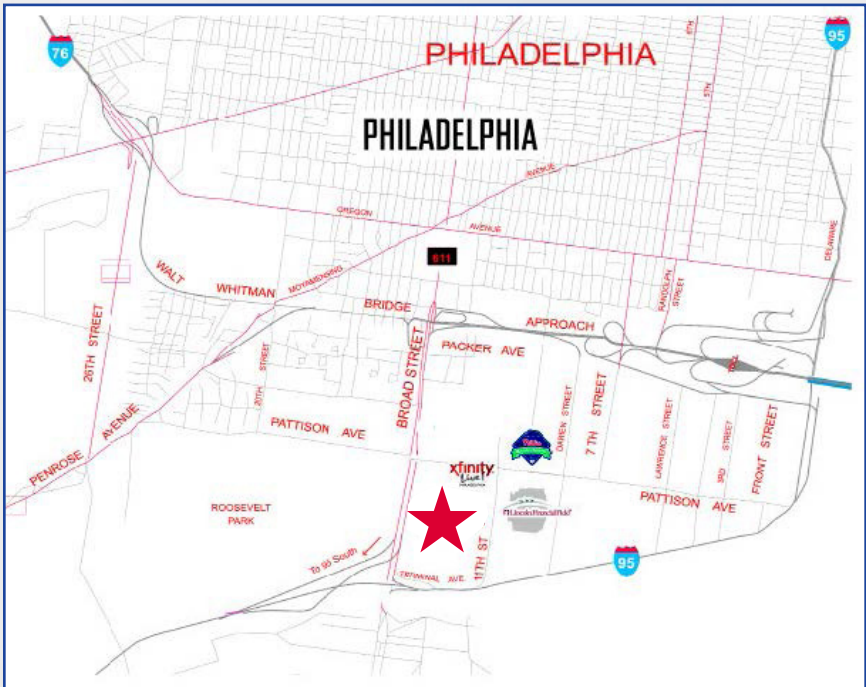
FROM INTERSTATE 95: From I-95 northbound or southbound, take the Broad Street exit. The Center will be on your right.

FROM NORTHERN NEW JERSEY VIA NJ TURNPIKE: Take the NJ Turnpike to exit 3. Take Rt. 168 North and follow signs for Walt Whitman Bridge. After crossing bridge and paying toll, stay on I-76 and follow the signs for Broad Street. At the end of the Broad Street ramp, turn left and follow the signs to the Sports Complex. The Center will be on your left.

BY AIR: Arrive at Philadelphia International Airport and take a taxi to The Center. The ride takes about 10 minutes and should cost approximately \$20.

BY TRAIN: Arrive in Philadelphia at 30th Street Station. A taxi on either side of the concourse will bring you to The Center. The ride takes about 15 minutes and should cost approximately \$20.

BY MASS TRANSIT: The Center is accessible via SEPTA. Take the Broad Street Subway (Orange line) to the AT&T Station (Pattison Ave.). A SEPTA Key Card can be purchased for a round-trip (must put a minimum \$10 on the card).





MANAGING PARTNERS





MANAGING PARTNERS



JOSH HARRIS

Managing Partner

Josh Harris is the Managing Partner of the Philadelphia 76ers. Josh's family history in Philadelphia is deeply rooted—all four of his great-grandparents settled there, each of his four grandparents lived in the city and his parents met there. Following in his father's footsteps, Josh attended the University of Pennsylvania, witnessing the iconic 76ers championship in 1983 during his time there.

Under the leadership of Josh Harris and David Blitzer, the 76ers have grown to be one of the NBA's 10 most valuable franchises (Forbes) and have quickly emerged as one of the fastest-growing global sports brands. The team has widened its portfolio through a variety of organizations and initiatives, including its NBA 2K League Team, 76ers Gaming Club.

Josh and the 76ers are active in the Philadelphia and South Jersey communities through charitable giving and partnerships with hospitals, youth centers, schools and food distribution centers. In 2015, the Sixers Youth Foundation was established to focus on youth development across the Delaware Valley and in 2016 the team unveiled a new \$86 million training complex in

Camden, New Jersey. The project not only created a new world-class and innovative practice facility for the team but demonstrates the team's commitment to the area and its revitalization along the waterfront.

The Philadelphia 76ers are a part of Harris Blitzer Sports & Entertainment (HBSE), which includes a diverse portfolio of sports and entertainment franchises, of which Josh is the Founder. Josh is also Managing Partner of the NHL's New Jersey Devils and the NFL's Washington Commanders.

In 2022, Josh founded 26North, a next-generation alternatives platform that invests across a variety of strategies, including Private Equity, Direct Lending and Insurance solutions.

Prior to 26North, he co-founded Apollo Global Management, and spent over 30 years building the firm into a leading global alternative investment manager and one of the largest alternative credit managers.

Across his platform - including through his foundation, Harris Philanthropies - Josh is committed to using a blend of philanthropic giving and impact investment to improve outcomes for underserved groups in communities where he has a deep connection. Specifically, Josh is focused on supporting vulnerable youth through sports and educational programming, championing equity and sustainable wealth creation in diverse communities and enhancing health, wellness and educational outcomes.

Josh serves on the Boards of Harvard Business School, the Wharton School at the University of Pennsylvania, the NBA and the NHL. He holds an MBA from Harvard Business School, where he was named a Baker Loeb Scholar, and graduated summa cum laude from the University of Pennsylvania's Wharton School of Business with a B.S. in Economics.

He and his wife Marjorie have five children and have been married for over 25 years.



DAVID BLITZER

Co-Managing Partner

David S. Blitzer is the Co-Founder and Co-Managing Partner of Harris Blitzer Sports & Entertainment (HBSE), which includes in its portfolio the New Jersey Devils (National Hockey League), top-5 world ranked venue Prudential Center in Newark, NJ, the Philadelphia 76ers (National Basketball Association), and the Penn Medicine 76ers Training Complex in Camden, NJ. He was recently named to the NHL's Executive Committee, which is led by NHL Commissioner Gary Bettman and handles the review of League business including vetting new ownership applications, collective bargaining, league expansion, and more.

Under HBSE's umbrella, properties have grown to include Wollman Rink in New York City, an investment in five-time NASCAR Cup Series champion Joe Gibbs Racing, the Delaware Blue Coats (NBA G League), the Utica Comets (American Hockey League), the Dignitas e-sports franchise, White Eagle Hall in Jersey City, NJ, the Sixers Innovation Lab and HBSEv, a venture fund.

Additionally, David is a member of the Josh Harris-led group that purchased the Washington Commanders in July 2023. On June 27, 2022, he purchased a minority stake in the Cleveland Guardians (Major League Baseball). Blitzer is the controlling manager of Real Salt Lake (Major League Soccer) and owns stakes in Crystal Palace of the Premier League and FC Augsburg of the Bundesliga amongst other international soccer properties. He became the first person to hold team equity in the five major sports leagues of North America: the NBA, NHL, NFL, MLS, and MLB.

David is the Global Head of Blackstone's Tactical Opportunities group (Tac Opps), and a member of the firm's Management and Operating Committees. He also leads the Tac Opps Investment Committee. Tac Opps is Blackstone's opportunistic investment business which invests globally across asset classes and industries to generate attractive risk-adjusted returns in any market environment. Prior to launching Tac Opps, Blitzer had been involved in the execution of Blackstone investments across a variety of asset classes, including establishing and leading Blackstone's European private equity business. He joined the firm in 1991.

David and his wife Allison reside in New York City with their five children. Through their involvement with the Devils Youth Foundation and the Sixers Youth Foundation, they invest in organizations that positively impact community and youth development through education, athletics, exposure to music and the arts, fighting food insecurity, health, and wellness. They also established the Blitzer Family Foundation which further supports those foundation goals and other philanthropic organizations.

David graduated magna cum laude from the Wharton School of the University of Pennsylvania. He currently serves on the Boards of Dream, a youth development organizing servicing more than 2,200 inner city children, the Riverdale Country School, the Advisory Board of the Mount Sinai Surgical Department, the Board of Overseers at the Wharton School, the Board of Trustees at University of Pennsylvania, and the U.S. Olympic and Paralympic Foundation.





DARYL MOREY

President of Basketball Operations

Daryl Morey enters his fourth season as President of Basketball Operations for the Philadelphia 76ers, having compiled a franchise-best .653 winning percentage through his first three years at the helm. Morey oversees all areas of the 76ers basketball operations department, including the hiring of Nick Nurse as the franchise's 26th head coach this past offseason.

In 2022-23, the 76ers completed a 54-28 regular-season, the team's best since 2000-01 and the NBA's third-best record of the campaign. Joel Embiid was voted the NBA's Most Valuable Player, becoming the first 76ers player since Allen Iverson (2000-01) to capture the award. He also recorded his second consecutive scoring crown (33.1 points/game), as he and James Harden (10.7 assists/game) became the first pair of teammates to earn the scoring and assist titles in the same season since 1981-82.

The 76ers claimed the third seed in the Eastern Conference and defeated the Brooklyn Nets in the First Round of the 2023 NBA Playoffs, becoming one of two teams to advance to the second round in each of the past three seasons since Morey's arrival. On the year, Morey's 76ers led the NBA in three-point percentage (.387) and free-throw percentage (.835), becoming the ninth team ever to do so.

At the NBA trade deadline in Feb. 2022, Morey orchestrated the 76ers' acquisition of 10-time All Star and seven-time All-NBA selection James Harden in a deal with the Brooklyn Nets. Harden joined a starting five anchored by All-Star Joel Embiid, creating a unit that led the league with a 20.2 net rating over 20 games together.

In his first season, Philadelphia completed a 49-23 regular season, including a 29-7 mark at home, securing the No. 1 seed in the 2021 NBA Playoffs.

Prior to the 2020-21 season, Morey retooled the 76ers roster, acquiring Seth Curry and Danny Green in trades and drafting Tyrese Maxey, and Paul Reed. Curry and Green joined Joel Embiid, Tobias Harris and Ben Simmons to round out a starting five that would post a 27-5 record over the course of the season.

Morey joined the organization after 14 seasons with the Houston Rockets, 13 of which were spent as general manager. With Morey as general manager, Houston compiled a 640-400 (.615) record, the second-best of any NBA team during that span. Among executives with at least 1,000 games of experience, Morey's record stands as the fourth-best in league history; a top-five that also includes the likes of R.C. Buford and Jerry West. Between 2007-23, Morey's teams have never had a losing season, winning 50-plus games nine times and qualifying for the postseason on 12 occasions. The Rockets' eight straight playoff appearances (2013-2020), including multiple trips to the Western Conference Finals, represented the longest streak in the NBA over that span.

Over the years, Morey played a part in bringing several All-Star-caliber players to Houston through trades and free agency, including James Harden, Kyle Lowry, Dwight Howard, and Chris Paul. In 2017-18, Morey earned Executive of the Year honors, while Harden was named MVP, following a franchise best 65-17 regular season.

Prior to joining the Rockets as assistant general manager in 2006, Morey served three years as Sr. Vice President of Operations for the Boston Celtics. Originally from Ohio, Morey is a graduate of Northwestern University and also holds an MBA from MIT where he serves as the co-chair of the school's annual Sports Analytics Conference.



ELTON BRAND

General Manager

Elton Brand enters his sixth season as General Manager of the Philadelphia 76ers. During Brand's tenure as general manager, the 76ers have qualified for the postseason each year, while compiling a 248-143 (.634) regular-season record, the second-highest winning percentage in the league. Philadelphia is 144-50 (.742) at home over Brand's five seasons as general manager, including a league-best 29-2 (.935) mark at The Center in 2019-20 and an Eastern Conference-leading 29-7 (.806) record in 2020-21.

In 2022-23, the 76ers compiled a 54-28 record (.659), the team's best under Brand, and its best since the 2000-01 season. It also marked the third time in Brand's five seasons as general manager that the team reached the 50-win mark, the second-most in the NBA during that stretch. Six-time All-Star Joel Embiid earned his second consecutive scoring title (33.1) en route to winning the NBA's Most Valuable Player Award, while James Harden, acquired during the 2021-22 season, became the first 76er ever to win the league's assist title (10.7).

Under Brand's guidance, the 2021-22 76ers finished the regular season 51-31, in fourth place in the Eastern Conference. In 2020-21, Brand played a key role in constructing a roster that posted the 76ers' best record in 20 seasons, earning the No. 1 seed in the Eastern Conference playoffs.

Over his tenure, Brand has reshaped the 76ers roster, surrounding Embiid, Harden, and Maxey with a collection of roster depth. In 2019, he orchestrated the arrival of Tobias Harris to Philadelphia as part of a six-player trade with the Clippers. Brand made several transactions in 2018-19 - his first as general manager with the franchise - bolstering the foundation of a team that eventually won 51 games. Philadelphia went 31-10 at The Center that season, the most such home wins by the team since 1989-90.

Brand's success as general manager comes following a 17-year playing career, during which he spent parts of five seasons playing for the 76ers. Prior to assuming the GM role with the 76ers, Brand spent the 2017-18 season in the same capacity with the Delaware Blue Coats, a role in which he oversaw all personnel moves related to the 76ers G League franchise. Following his retirement from the NBA, Brand spent the 2016-17 season with the 76ers as a player development consultant. Overall, Brand played in 1,058 NBA contests (868 starts) over 17 seasons with Chicago, the Clippers, Philadelphia, Dallas and Atlanta, making two All-Star appearances (2002 and 2006). He posted averages of 15.9 points, 8.5 rebounds, 2.1 assists and 1.7 blocks per game, while shooting .500 percent

from the field and .736 percent from the free-throw line in 33.0 minutes per game. His 1,828 blocks place him 22nd all-time in NBA history.

In addition to his role within 76ers basketball operations, Brand is an active community ambassador, serving on the boards of both the Sixers Youth Foundation and Philadelphia Film Society. He sponsors young people through the Urban Affairs Coalition's Summer Youth Employment Program, which provides paid summer job opportunities and support to youth ages 14-18. The six-week program includes career exposure, on-the-job mentoring and professional development. Brand recently completed the High-Potential Leaders program at the Wharton School of the University of Pennsylvania, where he worked closely with Wharton's leadership experts and other high potentials from around the world in a dynamic, interactive environment. In addition to his studies at Duke and UPenn, Brand also studied institutional and environmental racism at Philadelphia's Lincoln University in 2015.



NICK NURSE

Head Coach

Hired by the Philadelphia 76ers on June 1, 2023 as the 26th head coach in the franchise's rich history, Nick Nurse's basketball journey can be measured in miles and milestones: from the British Basketball League to NBA Champion; from the Rio Grande Valley of the G League to the Olympics; from the youngest college coach in the United States to the NBA's Coach of the Year. He is intrigued by innovation and improvisation in sports, books, and in his other great love, music. Both on and off the basketball court, he is inspired by legendary coaches like Phil Jackson and renowned musicians like jazz master Thelonious Monk. Nurse is a life-long learner who graduated in 2022 from Concordia University Chicago with a PhD in philosophy, with an emphasis in sports leadership. In his 40s, Nurse took up several musical instruments, and is currently working on improving his piano and guitar skills. A native of Carroll, Iowa, Nurse played basketball at and graduated from the University of Northern Iowa, and then began his coaching career at age 23, when he became the head coach of Grand View College in Des Moines. He moved to Europe in 1996 to follow his hoop dreams, and stayed there for 11 years, winning nine

championships while in the British Basketball League. His time in the NBA's D League - now known as the G League - with the Iowa Energy and Rio Grande Valley Vipers taught him that the ability to improvise is something that a basketball coach can use, just like a jazz pianist. Despite ever-shifting lineups and challenging situations, Nurse was both a G League champion and G League Coach of the Year in 2011. Nurse joined the Raptors in 2013 as an assistant coach and took over as the franchise's head coach of in June 2018. That first season, one day short of his one-year anniversary at the helm, he became the ninth rookie head coach in NBA history to win a league championship in their first year. The following year, Nurse was named NBA Coach of the Year, an award presented to him while in the NBA's "Bubble" - coaching under the most unusual circumstances while the world grappled with a global pandemic. On the international stage, Nurse coached Great Britain's men's senior basketball team when it hosted the 2012 London Olympics, and served as head coach of the Canadian Senior Men's basketball team from June 2019 to June 2023. Nurse lives in Media, PA with his wife, Roberta. He has three sons: Noah, Leo, and Rocky. He carries his guitar on the road, and is a lifelong fan of Prince, the Chicago Cubs, and the L.A. Rams. In 2020, he started the Nick Nurse Foundation, which aims to improve the lives of young people through literacy, sports, and music. The foundation provides mentoring, instruments, and opportunity so youth from underrepresented communities can flourish on the court, the stage, or in whatever path they choose for themselves. "Let's help the kids see a brighter future. Let's give them a more positive self-image. Let's give them opportunities they may not have had, whether it's books or basketballs or basketball shoes or instruments or lessons or getting them part of a band or taking them out onstage in front of somebody to lift their self-image - or any strands of all those things where they may be able to see a career or a future," Nurse says. "And we just want to do that to the best of our ability with the foundation."



Peter Dinwiddie
*Executive Vice President,
Basketball Operations*



Ned Cohen
Assistant General Manager



Prosper Karangwa
Vice President, Player Personnel



Fan-Hal Koung
Assistant General Manager



John Boyles
Director, Research and Development



Jameer Nelson
General Manager, Delaware Blue Coats

ASSISTANT COACHES



Matt Brase
Assistant Coach



Coby Karl
Assistant Coach



Mike Longabardi
*Assistant Coach/
Delaware Blue Coats HC*



Doug West
Assistant Coach



John Corbacio
*Assistant Coach/
Head Video Coordinator*



Fabulous Flournoy
*Assistant Coach/
Player Development*



Jason Love
*Assistant Coach/
Player Development*



Bryan Gates
Assistant Coach



Bobby Jackson
Assistant Coach



Rico Hines
Assistant Coach



FRONT OFFICE

76ERS MEDICAL STAFF



Simon Rice
Vice President, Athlete Care



Kevin Johnson
Head Athletic Trainer & Medical
Services Director



Pascual Guerrero
Director of Rehabilitation
& Assistant Athletic Trainer



Dr. Arsh Dhanota
Team Medical Physician
Penn Medicine



Dr. Gary Dorshimer
Assistant Medical Physician
Penn Medicine



Dr. Milt Zgonis
Team Orthopedic Physician
Penn Medicine



Dr. Brian Sennett
Assistant Orthopedic Physician
Penn Medicine



FRONT OFFICE



ABOUT HBSE

Recognized as one of the most innovative and entrepreneurial companies in the industry today, HBSE is a leading sports and entertainment company, with a focus on inspiring possibilities in people and enhancing the communities where we live, work, play and win.

Founded by Josh Harris and David Blitzer, HBSE's global portfolio has grown to include:

- Managing and operating premier professional sports teams, such as the Philadelphia 76ers, New Jersey Devils, Delaware Blue Coats and Utica Comets
- Operating marquee arenas and venues, including Prudential Center in Newark, New Jersey and White Eagle Hall in Jersey City, New Jersey
- Organizing, promoting and hosting sports and entertainment events, including basketball, hockey and other athletic events, concerts, family shows, conventions, cultural and civic events, esports competitions, exhibitions, festivals and other events
- Providing distinctive and innovative ticketing, booking, hospitality, concessions and catering opportunities and services connected to game and event experiences



FRONT OFFICE

HARRIS BLITZER SPORTS & ENTERTAINMENT LEADERSHIP



TAD BROWN

Chief Executive Officer, Harris Blitzer Sports & Entertainment

Entering his third season as CEO of the Philadelphia 76ers and Harris Blitzer Sports & Entertainment, Tad Brown has helped the 76ers organization further solidify itself as one of the top franchises in professional sports. The 76ers clinched their sixth straight playoff berth last season, winning 54 regular season games to secure home-court advantage in the first round of the NBA Playoffs. The 76ers extended their home sellout streak to more than 240 games, once again ranking atop the league in attendance.

Meanwhile, off the court, the team had a record-breaking year with the addition of multiple blue-chip partners, while leading various community initiatives throughout the Greater Philadelphia community. Last January, the Sixers Youth Foundation Gala returned for the first time since the COVID-19 pandemic and raised more than \$1.5 million for the youth of Philadelphia, Camden and the Greater Delaware Valley.

In addition to the Gala, the organization has continued to prioritize community engagement during Brown's tenure as CEO. Over the course of the 2022-23 season, the 76ers led or supported programs that positively impacted more than 25,000 members of the community across nearly 200 events, including dozens of events that leveraged the power of sports to inspire and uplift youth.

The 76ers also remain focused on driving equitable opportunities throughout the city as evidenced by initiatives such as the Buy Black Program. Last season, the 76ers selected Lokal Artisan Foods as the third annual beneficiary of the 76ers Buy Black Program, providing them access to expert marketing consultation, advertising value, and additional tools to elevate and amplify their local business. Additionally, Brown oversaw the relaunch of the 76ers Spirit of Small Business Program which celebrates, supports and uplifts small business owners in the Greater Philadelphia area. During the 2022-23 season, the 76ers highlighted the stories of more than 80 diverse small businesses during primetime game marketing slots, amplifying their businesses to 3.5 million followers.

Under Brown's leadership, the 76ers have consistently prioritized world-class resources for the team and its players, while delivering a best-in-class experience to the passionate fans. In addition to announcing plans to build a privately-funded new arena, 76 Place at Market East, in time for the 2031-32 NBA season, Brown spearheaded the 76ers' \$10-plus million renovation of its locker room and team space at the Wells Fargo Center, vastly improving the areas in which the team's players and staff operate on gamedays.

Prior to joining HBSE, Brown spent nearly two decades with the Houston Rockets, Toyota Center and Clutch City Sports and Entertainment, 15 of which were spent as CEO. In his role in Houston, he was a member of the NBA's Board of Governors, served as the representative to the Executive Committee, and served on the league's Media Committee. Over his tenure, Brown helped position the Rockets as one of the NBA's premier global franchises, as well as a cornerstone of the Houston community. The business thrived under his leadership, setting Toyota Center records for sellouts, attendance, total events, and customer satisfaction. Additionally, Houston hosted NBA All-Star Weekend in both 2006 and 2013, as Brown played a key role in making Toyota Center the first NBA building to have two All-Star Games over a seven-year period. His extensive knowledge of media rights helped fuel the Rockets growth, including the creation of the Houston Regional Sports Network in 2012, now established as AT&T SportsNet Southwest. In 2017, Brown orchestrated the sale of the Rockets by Leslie Alexander to Tilman Fertitta for a then-NBA and global sports franchise record \$2.2 billion.

Prior to joining the Rockets, Brown was a Founder and President of Streetball Partners International. For more than a decade, he worked in partnership with NBC Sports and the NBA to build Streetball into the world's largest global grassroots basketball property.

Brown is a graduate of Colgate University, where he was a four-year starter and three-year captain of the varsity basketball team. He and his wife, Janice, have four daughters and one granddaughter.



FRONT OFFICE

76ERS LEADERSHIP

KATIE O'REILLY

Chief Revenue Officer,
Philadelphia 76ers

DAVE SHOLLER

Chief Communications Officer,
Harris Blitzer Sports & Entertainment & Philadelphia 76ers Communications

BEN COBLEIGH

Senior Vice President, Ticket Sales and Service,
Philadelphia 76ers

OWEN MORIN

Senior Vice President, Corporate Partnerships,
Philadelphia 76ers

BRITTANIE BOYD

Senior Vice President, Marketing,
Philadelphia 76ers

HARRIS BLITZER SPORTS & ENTERTAINMENT LEADERSHIP

DAVID COLLINS

Chief Financial Officer,
Harris Blitzer Sports & Entertainment

DAVID GOULD

Chief Diversity and Impact Officer,
Harris Blitzer Sports & Entertainment

LARA PRICE

Executive Vice President, Harris Blitzer Sports & Entertainment
& Chief Operating Officer, Philadelphia 76ers

SASHA PURIC

Chief Technology Officer,
Harris Blitzer Sports & Entertainment

BRAD SHRON

Executive Vice President, General Counsel,
Harris Blitzer Sports & Entertainment





COMMUNITY

2023-24 SOCIAL RESPONSIBILITY PLATFORM

The 76ers believe that by fostering a bold and gutsy attitude, and nurturing devotion and commitment to a productive goal, young people can achieve their own personal greatness. Any endeavor they choose to pursue can be honed, crafted and developed. We are committed to creating positive change in the lives of young people living in the Greater Philadelphia area, both in the classroom and on the court.

OUR VISION

The 76ers envision communities where all children have the opportunity to create, pursue and realize their dreams, and live productive lives.

OUR MISSION

To use the power of our sport and the influence of our brand to coach and mentor the next generation of leaders and innovators.

OVERVIEW

Our social responsibility efforts consist of three pillars: the Sixers Youth Foundation, the Wilt Chamberlain Memorial Fund and the Social Responsibility initiatives of the Philadelphia 76ers.





COMMUNITY

OUR PROGRAMS AND INITIATIVES



SIXERS YOUTH FOUNDATION

The Sixers Youth Foundation is a 501(c)(3) nonprofit organization committed to using the power of our sport and the influence of our brand to inspire future generations in the communities where our fans live, work and play. We partner with nonprofit organizations to help build on their strengths, to support existing strategies and to inspire and nurture new approaches intended for all youth to thrive. The Sixers Youth Foundation also works with communities throughout the Greater Philadelphia area in refurbishing basketball courts, and revitalizing the area for the local youth. This is done through investments in organizations that serve young people across three core focus areas: Academic Enrichment, Access to Quality Play and Safe Play Spaces.

WILT CHAMBERLAIN MEMORIAL FUND

The Wilt Chamberlain Memorial Fund encourages and supports the college and career pursuits of high school students with financial need in the Greater Philadelphia Area. Since 2005, the Memorial Fund has awarded more than 100 scholarships in Wilt Chamberlain's honor to area high school seniors, who not only embody the Hall of Famer's values of hard work and ambition, but also demonstrate a commitment to helping and serving others. The Memorial Fund is committed to making a difference in the lives of youth and young adults, and helping them create their own legacy, just like its namesake throughout his life.



SOCIAL RESPONSIBILITY

Through a strategic Social Responsibility effort, the 76ers connect to fans and communities by investing resources in ways that are inspiring, engaging and informative. Events and activities are designed to support the academic achievements as well as the healthy mindsets and behaviors we want our young fans to develop and cultivate. The five pillars of our core community work include:

- Diversity & Inclusion
- Health & Wellness
- Education
- Social Justice
- Community Assist

OUR PROGRAMS AND INITIATIVES

AUTISM INCLUSION

The 76ers are dedicated to providing a sensory-inclusive environment for all fans during each and every home game. In conjunction with NBA partner Kulture City, complimentary sensory kits, that provide tools and resources for those who may be overwhelmed by the in-game experience, are available for checkout at both of The Center's guest services locations. The Wells Fargo Center also houses a sensory room for fans on the Suite level. 76ers and Center staff members are trained at the beginning of the season on how to best respond to fans' sensory needs. The team recognizes World Autism Acceptance Day in April through in-arena recognitions and celebrates inclusion for all. In addition, the 76ers host an annual "Bounce Out The Stigma" basketball clinic, led by youth coach "Mighty Mike" Simmel, for local youth with autism spectrum disorders and other sensory needs.

BACK TO SCHOOL TIP OFF TOUR, PRESENTED BY FIVE BELOW

The 76ers partner with Five Below to welcome local students and teachers back to school with giveaways, Squad 76, Franklin and other special guests. Five Below also surprises teachers with a \$500 gift card to prepare their classrooms for the upcoming year.

BLACK HISTORY MONTH

Every February, the Philadelphia 76ers celebrate Black History Month and continue to further the organization's commitment to diversity and inclusion for all. By focusing on our communities' young leaders, the 76ers strive to positively impact those who will be making history in the future. The team also dedicates a home game in February to recognize local HBCU institutions, students and alumni and their legacy.

COMMUNITY CLINICS

Celebrating the transformative power of the sport of basketball, the 76ers host basketball and wellness clinics for local youth throughout the year. The clinics are run by Jr. 76ers coaches and surprise participants with giveaways and special guests.



COMMUNITY

FIT 76, PRESENTED BY MODERNA

NBA FIT is the league's comprehensive health and wellness platform that encourages everyone to "Be Active, Eat Healthy and Play Together." In support of this platform, the 76ers host the annual FIT 76 Youth Combine, presented by Moderna, in which middle school-aged youth will participate in a series of fitness-based tests. At a later date, the youth are re-evaluated on the same tests and one champion per gender and age bracket will be crowned based on top overall score and most improved score. In addition, the 76ers host multiple FIT 76 clinics at local schools and out-of-school-time sites to engage youth and share messages of healthy habits.

FUELING THE FUTURE, PRESENTED BY THE GIANT COMPANY

In an effort to address food insecurity in our communities, the 76ers and The GIANT Company team up to use the power of basketball to combat these issues at a local level. This platform is highlighted by a health and activity event at a Philadelphia-area school that is comprised of equal parts basketball and education on healthy food consumption. Following each event, all participating students will receive a stuffed bag of healthy groceries and food for them and their families to enjoy.

HER TIME TO PLAY

Her Time To Play is a national initiative created by the WNBA and NBA to inspire the next generation of girls, ages 7-17, to play basketball in a positive and healthy way. The 76ers support this league initiative throughout the season by hosting a series of girls-only clinics, led by local women coaches and leaders, throughout the Delaware Valley. During Women's History Month in March, the team hosts a Her Time To Play clinic and roundtable conversation honoring women's contributions and supporting dialogue around women's equality.

LGBTQIA+ PRIDE

As part of the 76ers' year-round efforts to foster an inclusive environment for all fans, the organization celebrates and recognizes LGBTQIA+ leaders from across the local area. In support of the LGBTQIA+ community, 76ers staff members volunteer each year to participate in the annual Philadelphia Pride Parade. The team also dedicates a home game each season to promote inclusion for all and recognize the contributions of the local LGBTQIA+ community.

MARTIN LUTHER KING JR. DAY

Volunteer service and giving back are both part of the spirit of Dr. Martin Luther King Jr. Day and the 76ers organization. The 76ers celebrate Martin Luther King Jr.'s legacy of service to others by encouraging community members to embrace the spirit of volunteer service and acknowledge the 76ers' year-over-year commitment to serving in the community.

MENTAL HEALTH AWARENESS

In partnership with the NBA Cares tentpole platform, the 76ers support the central idea to humanize mental health to educate and serve the community to position mental health as an essential element of wellness and excellence - on and off the court. Highlights include a youth clinic to engage the body and mind through exercises and conversation.

PLAYER AND COACH INITIATIVES

Throughout the course of the season, the 76ers help support and amplify the causes and organizations that are of interest to players and coaches on the team. The 76ers have worked with players such as Joel Embiid and Tyrese Maxey to assist in helping them give back to our local communities through a number of programs and initiatives that are important to them as individuals. The league recognizes one player each month during the regular season who best demonstrates the passion the league and its players share for giving back with the NBA Cares Bob Lanier Community Assist Award. Previous monthly 76ers' winners include Tyrese Maxey and Tobias Harris.

SEASON OF GIVING

Season of Giving is the NBA's platform that centers around giving back during the holiday season. To support this league-wide initiative, the 76ers host numerous holiday events with surprise gift and food distribution components with our partners, including:

- Holiday Shopping Spree, presented by Snipes, where local youth are surprised by a player and a shopping spree at Snipes
- Buy One, Give One Jr. 76ers Kids Club, presented by Five Below, where for every Jr. 76ers Kids Club kit purchased, one will be donated to kids at Children's Hospital of Philadelphia
- Holiday Hoopla, presented by GIANT Food Stores, our marquee holiday event when local youth sign a one-day contract with the 76ers, play on the court, and are surprised by gifts from their wishlist by special guests

The team also proudly supports player-driven holiday initiatives that are designed to spread cheer throughout the local communities during the holiday season and assist those most in-need.

SPIRIT OF SMALL BUSINESS

The 76ers shared small business stories across social media and digital channels driving increased awareness to the participating small businesses.

STARS AND STRIPES, PRESENTED BY TOYOTA

In partnership with the NBA Cares Hoops for Troops initiative, the 76ers and Toyota show their ongoing commitment to our country's military and their families by hosting a series of recognition and events throughout the season. Highlights include a home game dedicated to our active and retired servicemen and women, and a community event that gives back to those who have made the ultimate sacrifice and served our country.



COMMUNITY

VIOLENCE PREVENTION

The 76ers organization makes a commitment to leveraging the collective power of our brand and influence to positively impact the ongoing efforts to minimize gun-violence in our community. The platform is multi-layered to reflect the various nuances of this epidemic, while also being authentic to the 76ers brand—focusing on what we do best as an organization and where we can have the biggest impact. The key pillars are as follows:

- Education & Awareness: utilizing our brand and voices to bring awareness and visibility around gun violence
- Community Support: supporting boots on the ground organizations committed to this work as well as families affected by gun violence
- Youth Programming: providing positive and safe outlets for youth to flourish and empowering them to create change in their communities

The Assists for Safe Communities program utilizes the 76ers' captive audience to raise awareness and donate valuable funds to create positive impact around the gun violence epidemic in the Greater Philadelphia area.

VOTE 76

Only 24 percent of Philadelphia's 1,048,790 registered voters exercised that right last year. Significant factors in lower-income regions of Philadelphia systemically impact residents' ability and access to vote. Our objective is to increase voter registrations and informed participation in upcoming national and local elections through education and engagement of people in the areas where we live, work and play.



COMMUNITY

RECOGNITION AND AWARDS

At home games throughout the season, the 76ers honor and recognize individuals and organizations that have persevered through challenging life experiences and made a difference in the lives of others. Award recipients receive complimentary seats at the game, a VIP experience, photo opportunities and public recognition.

CHICK-FIL-A CARES KID OF THE GAME

The 76ers and Chick-fil-A team up throughout the season to honor the incredibly strong youth of our communities where our fans live, work and play. The youth recognized as the Cares Kid of the Game has overcome trying circumstances and persevered through them, showing what it truly means to be Sixers Strong.

HEALTHCARE HEROES AWARD, PRESENTED BY MORAVIA HEALTH

Throughout the season, the 76ers and Moravia Health celebrate healthcare workers who display heroic traits in the line of duty. These local healthcare workers keep our communities safe year-round.

TOYOTA MILITARY SALUTE OF THE GAME

The 76ers and Toyota show their appreciation for active and retired members of the military by highlighting their service to our nation's armed forces. The Military Salute of the Game tips off the 76ers and Toyota's Stars & Stripes platform and runs throughout the season.

PROJECT 76 EMPLOYEE VOLUNTEER PROGRAM

Project 76 is the 76ers official employee volunteer program that encourages employees to serve at least 76 hours of volunteer service per year in our local communities. These hours are fulfilled through the self-driven interests of employees, as well as team-based projects.

DONATIONS

IN-KIND DONATIONS

The 76ers proudly donate countless items and packages to deserving nonprofit organizations with initiatives focused on youth development throughout the Greater Philadelphia Area. In-kind donations are designed to raise both funds and awareness for eligible nonprofit organizations as their efforts in the community are supported.

TICKET ASSIST PROGRAM, PRESENTED BY TICKETMASTER

The 76ers support youth development programs and activities throughout our communities by donating tickets to qualified nonprofit organizations. Priority is given to initiatives focused on youth living in the Greater Philadelphia Area.



WORLD B. FREE

Ambassador of 76ers Basketball

Entering his 25th season with the 76ers front office, World B. Free serves as the Ambassador of 76ers Basketball. A fixture in the 76ers family, the former 1975 Sixers second round draft pick travels to schools, recreation centers and playgrounds in the tri-state area teaching the fundamentals of basketball and life. Additionally, Free makes countless public appearances on behalf of the organization delivering motivational messages, interacting with season ticket members and sponsors, and greeting fans at 76ers home games.

Free poured in 17,955 points over his illustrious 13-year career. The prolific scorer from Brooklyn spent four years with the 76ers (1975-78, 1987), while also making stops in San Diego (1978-80), Golden State (1980-82), Cleveland (1983-86) and Houston (1987). As a member of the 1979-80 San Diego Clippers, Free put together his best season in the NBA. He averaged an astounding 30.2 points over just 68 games, which landed him a spot in the 1980 NBA All-Star Game. He appeared in 886 games over his career, averaging 20.3 points while dishing-out 3.7 assists per contest. Free, who also spent two seasons as the 76ers strength and conditioning coach, was inducted into the New York City Basketball Hall-of-Fame in 1997, joining the likes of former teammate, Billy Cunningham, Kareem Abdul-Jabbar, Connie Hawkins, Lenny Wilkens and Nate "Tiny" Archibald. Free attended Guilford College located in North Carolina for three years, where he averaged 23.6 points and 6.5 rebounds per game. He was a member of the school's 1973 NAIA Championship team while being named the tournament's Most Valuable Player. A native of Brooklyn, New York, Free currently resides in the Philadelphia area.





COMMUNITY

NBA CARES



NBA Cares is the league's global social responsibility program that builds on the NBA's mission of addressing important social issues. NBA Cares has provided more than 6.5 million hours of hands-on service and created more than 2,195 places where kids and families can live, learn or play in 40 countries and territories. NBA Cares partners with renowned social impact organizations to address important social issues in the areas of education, inclusion, youth and family development, and health & wellness, including: Boys & Girls Clubs of America, Vera Institute of Justice, Thurgood Marshall College Fund, UNICEF, Special Olympics, The Jed Foundation, Share Our Strength and GLSEN.





COMMUNITY

JR. 76ERS PROGRAMMING

Through our Jr. 76ers programs, we tap into the game of basketball to engage and empower the next generation of 76ers fans.

JR. 76ERS KIDS CLUB PRESENTED BY FIVE BELOW

The Jr. 76ers Kids Club presented by Five Below is for fans ages 4-14. As a member, kids and families receive prizes, exclusive invites to member events, discounts to the 76ers team store and more!

JR. 76ERS CAMPS

Jr. 76ers Camps are designed for ages 6-17 and meet the needs of all skill levels, beginner to pro, through Pennsylvania, New Jersey and Delaware. Day camps and overnight academies are hosted throughout the summer. Holiday Hoops Camp is hosted in the winter.

JR. NBA LEAGUES

In partnership with the Jr. NBA, the league program officially launches in Fall 2022 in selection cities across the country. Youth athletes will learn basketball fundamentals. Designed for boys and girls of all levels, Jr. NBA leagues provide a structured environment to learn the core values of basketball, foster their love for the game and have fun.

JR. 76ERS TOURNAMENT SERIES

The Jr. 76ers Tournament Series is the next level of youth basketball competition in the Delaware Valley Region. Teams can sign up for tournaments offering participants and coaches a safe, competitive, and professionally run tournament in the Spring.

JR. 76ERS GAME DAY CLINICS

The Jr. 76ers Game Day Clinic offers youth players ages 7-14, a special opportunity to play and enhance their basketball skills on the Philadelphia 76ers home arena floor. The clinic package includes one game ticket, Jr. 76ers Shooting Shirt and opportunities to win additional prizes via competitions, contests, and games.

JR. 76ERS SKILLS CHALLENGE

The Jr. 76ers Skills Challenge program provides boys and girls ages 13 and under the opportunity to showcase their dribbling, shooting, passing, and defense skills in the sport of basketball. Boys and girls will compete separately in two different age groups: 11U and 13U. Participants compete in up to three levels of competition - Local, Regional, and National Finals

JR. 76ERS REPORTER

The Jr. 76ers Reporter program is an opportunity for two young 76ers fans, ages 7-14 to show their media skills and cover a variety of exclusive Jr. 76ers events including media day, player & coach press conferences, community events, youth sports programming and more throughout the season.



#7 MO BAMBA

HEIGHT 7' 0"
 WEIGHT 231
 YEARS PRO 5
 FROM TEXAS/USA
 BORN 5/12/98

CAREER HIGHS

PTS	32	at PHI	1/19/22
FG	12	at PHI	1/19/22
FGA	17	at PHI	1/19/22
3FG	7	at PHI	1/19/22
3FGA	9	at PHI	1/19/22
FT	8	vs. BOS	5/5/21
FTA	10	vs. BOS	5/5/21
OR	7(2)	vs. CHA	11/14/22
DR	15	at TOR	10/29/21
TR	18 (2)	vs. TOR	11/29/21
AST	6	vs. TOR	4/1/22
STL	3 (2)	vs. BOS	11/15/21
BLK	6 (2)	vs. CLE	4/5/22
MIN	39:26	at TOR	10/29/21

PLAYOFF HIGHS

PTS	-	-	-
FG	-	-	-
FGA	2	vs. MEM	4/28/23
3FG	-	-	-
3FGA	1	vs. MEM	4/28/23
FT	-	-	-
FTA	-	-	-
OR	-	-	-
DR	3	vs. MEM	4/28/23
TR	3	vs. MEM	4/28/23
AST	1	vs. MEM	4/28/23
STL	-	-	-
BLK	1	vs. MEM	4/28/23
MIN	9:10	vs. MEM	4/28/23



MO BAMBA

NBA REGULAR SEASON STATISTICS

CAREER REGULAR SEASON STATS

SEASON	TEAM	AGE	GP	GS	MIN	PTS	FGM	FGA	FG%	3PM	3PA	3P%	FTM	FTA	FT%	ORB	DRB	REB	AST	STL	BLK	TOV	PF
2022-23	ORL	25	40	6	17.0	7.3	2.7	5.4	49.5	1.1	2.7	39.8	0.9	1.3	68.6	1.2	3.4	4.6	1.1	0.3	1.0	0.6	2.2
2022-23	LAL	25	9	1	9.8	3.7	1.2	3.0	40.7	0.6	1.8	31.3	0.7	1.2	54.5	1.2	3.3	4.6	0.4	0.1	0.6	0.9	2.1
2022-23	TOT	25	49	7	15.7	6.6	2.4	4.9	48.5	1.0	2.5	38.7	0.8	1.3	66.1	1.2	3.4	4.6	0.9	0.3	0.9	0.6	2.1
2021-22	ORL	24	71	69	25.7	10.6	4.2	8.7	48.0	1.5	4.0	36.1	0.8	1.0	78.1	2.1	6.0	8.1	1.2	0.5	1.7	1.1	2.4
2020-21	ORL	23	46	5	15.8	8.0	3.1	6.5	47.2	0.8	2.6	32.2	1.0	1.4	68.2	1.7	4.1	5.8	0.8	0.3	1.3	0.8	1.9
2019-20	ORL	22	62	0	14.2	5.4	2.1	4.6	46.2	0.6	1.7	34.6	0.5	0.7	67.4	1.6	3.3	4.9	0.7	0.4	1.4	0.7	1.9
2018-19	ORL	21	47	1	16.3	6.2	2.5	5.2	48.1	0.4	1.5	30.0	0.8	1.3	58.7	1.4	3.6	5.0	0.8	0.3	1.4	0.9	2.2
Overall			275	82	18.0	7.5	2.8	6.1	47.8	0.9	2.5	35.9	0.8	1.1	68.1	1.6	4.2	5.8	0.9	0.4	1.3	0.8	2.2

TRANSACTIONS: Selected by Orlando in the first round (sixth overall) of the 2018 NBA Draft... Re-signed as a free agent by Orlando (Jul. 7, 2022)...Traded to Los Angeles Lakers on Feb. 9, 2023...Waived by Lakers on June 29, 2023...Signed as a free agent with Philadelphia on July 9, 2023.

PRO CAREER: Has appeared in 275 NBA regular season games (82 starts) during his six-year career with the Orlando Magic and Los Angeles Lakers and has averaged 7.5 points, 5.8 rebounds, 1.3 blocks and 18.0 minutes while shooting 47.6% from the floor, 35.9% from three-point range and 68.1% from the foul line.

2022-23 (ORL/LAL): Appeared in 49 games (seven starts), averaging 6.6 points and 4.6 rebounds in 15.7 minutes ... Scored in double figures in 14 games this season, including one game with 20+ points ... Tallied two double-doubles ... (Los Angeles Lakers); Appeared in nine games (one start), averaging 3.7 points and 4.6 rebounds in 9.8 minutes ... Led the team in rebounds once and blocks once ... Had 10 points and 13 rebounds on 2/23 vs. Golden State ... Made Lakers debut on 2/15 vs. New Orleans with four points, six rebounds, one assist and three blocks ... Missed two games (2/11-2/13) due to league suspension and 14 games (3/7-4/4) due to left ankle sprain ... DNP-CD once (4/5) ... Inactive once (2/9) ... (Orlando Magic); Appeared in 40 games (six starts), averaging 7.3 points, 4.6 rebounds, 1.1 assists and 1.0 blocks in 17.0 minutes ... Had two points, a season-best 13 rebounds, one assist and one block on 12/9 vs. Toronto ... Scored a season-high 21 points with nine rebounds, one assist, two steals and one block on 11/19 at Indiana ... Finished with 14 points, 10 rebounds, one assist and one block on 11/14 vs. Charlotte

2021-22: (ORL): Appeared in 71 games (69 starts), averaging 10.6 points, 8.1 rebounds, 1.2 assists and 17 blocks in 25.7 minutes ... Shot 38.1 percent (107-281) from 3-point range ... Ranked sixth in the NBA in blocked shots ... Scored in double figures 41 times, including four games with 20+ points and one 30-point outing ... Had double-digit rebounds in 25 games, including four games with 15+ ... Blocked multiple shots in 37 games, including eight games with 4+ rejections ... Made multiple 3-pointers in 30 games, including four games with 5+ triples ... Tallied 20 double-doubles ... Finished with 21 points, 12 rebounds, three assists and a career best-tying six blocks on 4/5 vs. Cleveland ... Tallied 15 points, 10 rebounds, a career-high six assists and three blocks on 4/1 vs. Toronto ... Scored a career-high 32 points (12-15 FG, 7-8 3FG) with four rebounds, two assists and three blocks on 1/19 at Philadelphia ... Recorded 11 points, 17 rebounds, one assist and a career-high six blocks on 11/29 at Philadelphia ... Had 14 points, a career-high-tying 18 rebounds, five assists and three blocks on 10/29 at Toronto ... Missed one game (11/2) due to low back spasms, one game (12/15) due to a sprained right ankle, seven games (12/17-12/30) due to health & safety protocols and two games (1/12-1/14) due to a sprained right toe

2020-21 (ORL): Appeared in 46 games (five starts), averaging 8.0 points, 5.8 rebounds and 1.3 blocks in 15.8 minutes ... Scored in double figures in 18 games, including two games with 20+ points ... Had double-digit rebounds in six games, including three games with 15+ boards ... Blocked multiple shots in 16 games ... Made multiple 3-pointers in 11 games ... Tallied four double-doubles ... Finished with nine points, a career-high 18 rebounds, one assist, one steal and four blocks on 5/7 at Charlotte ... Had 19 points, 15 rebounds, one assist, three steals and four blocks on 5/5 vs. Boston ... Scored a season-best 22 points with 15 rebounds, two assists and one block on 5/3 at Detroit ... Recorded 15 points, 11 rebounds, one assist and four blocks on 4/30 at Memphis ... Scored 21 points (5-6 3FG), five rebounds and one block on 4/11 vs. Milwaukee ... Missed five games (1/15-1/22) due to health & safety protocols, one game (3/21) due to left hamstring tightness and a sprained right big toe, one game (3/23) due to a sprained right big toe, two games (4/14-4/16) due to a left hip contusion and two games (5/11-5/13) due to a non-COVID illness ... DNP-CD 15 times

2019-20 (ORL): Appeared in 62 games, averaging 5.4 points, 4.9 rebounds and 1.4 blocks in 14.2 minutes ... Shot 34.6 percent (37-107) from 3-point range ... Scored in double figures in nine games ... Had double-digit rebounds in five games ... Blocked multiple shots in 24

games ... Tallied two double-doubles ... Scored a season-high-tying 15 points with 10 rebounds and four blocks on 2/26 at Atlanta ... Notched five points, four rebounds, one assist and a season-best five blocks on 2/24 at Brooklyn ... Recorded 10 points, 11 rebounds, one steal and four blocks on 12/4 vs. Phoenix ... Had a season-best 15 points (5-5 3FG), four rebounds, two assists and two blocks on 11/27 at Cleveland ... Finished with six points, a season-high 12 rebounds, one assist, two steals and three blocks on 11/25 at Detroit ... Missed two games (11/1, 11/6) due to load management/injury recovery left shin, two games (12/27-12/28) due to a sprained right ankle, one game (2/12) with the flu and one game (8/11) due to a migraine headache ... DNP-CD five times

2018-19 (ORL): Appeared in 47 games (one start), averaging 6.2 points, 5.0 rebounds and 1.4 blocks in 16.3 minutes ... Scored in double figures seven times ... Had double-digit rebounds three times ... Blocked multiple shots in 19 games ... Tallied one double-double ... Had five points, a season-high 12 rebounds and two blocks on 12/31 at Charlotte ... Scored a season-high-tying 15 points with eight rebounds and two blocks on 11/11 at New York ... Tallied a season-best 15 points, two rebounds, three assists and two blocks on 11/9 vs. Washington ... Finished with 12 points, 11 rebounds, one assist and one block on 11/4 at San Antonio ... Made NBA debut on 10/17 vs. Miami with 13 points, seven rebounds and two blocks in 25 minutes ... Missed four games (1/9-1/16) due to a sore left foot, one game (2/2) due to a sore lower left leg and 29 games (2/5-4/10) due to a stress fracture of the his left tibia ... DNP-CD once

COLLEGE 2017-18 (Texas): Big 12 All-Freshman honoree ... Big 12 All-Defense selection ... All-Big 12 Second Team selection ... Appeared in 30 games (29 starts), averaging 12.9 points, 10.5 rebounds and 3.7 blocks in 30.2 minutes ... Shot 54.1 percent (146-270) from the field ... Led the Big 12 in rebounds and rebounds per game ... Scored in double figures in 23 games, including four games with 20+ points ... Had double-digit rebounds in 19 games, including five games with 15+ boards ... Blocked multiple shots in 24 games, including nine games with 5+ rejections ... Tallied 15 double-doubles ... Recorded 10 points, a career-best 18 rebounds, one assist and four blocks on 2/17 at Oklahoma ... Finished with a career-high 25 points (12-13 FT), 15 rebounds and four blocks on 1/27 vs. Ole Miss ... Had 22 points, 15 rebounds, one steal and a career-high eight blocks on 12/29 vs. Kansas ... Made collegiate debut on 11/10 vs. Northwestern State with 15 points, eight rebounds, two assists, one steal and four blocks in 23 minutes

MORE: Full name is Mohamed Fakaba Bamba ... Son of Lincine Bamba and minata Johnson, who are both originally from the Ivory Coast (Cote d'Ivoire) and met in New York City after each had come separately to the United States ... Has one older sister, Sita Johnson, and two older brothers, Sidiki Johnson and Ibrahim Johnson ... Majored in business while at the University of Texas ... Participated in the NBA's Basketball Without Borders in Cairo, Egypt during the summer of 2022 ... Also, along with his Mo Bamba Foundation, unveiled a new basketball facility at SOS Village Abobo-Gare in Abidjan, Cote d'Ivoire (Ivory Coast) in August of 2022 ... The facility will serve more than 200 children daily with access to two FIBA-spec courts and fully rehabilitated electricity and plumbing throughout the village ... On Oct. 1, 2020, hosted a virtual discussion with approximately 20 Children's Home Society youth from Jones and Evans High School to talk about the importance of voting and answer the students' questions ... Played for Team USA in the 2017 Nike Hoop Summit and won a gold medal at the 2016 FIBA Americas U18 Championship in Valdivia, Chile ... While at Westtown High School in West Chester, Pa., captured back-to-back Pennsylvania Independent Schools Athletic Association state championships as both a junior (2015-16) and a senior (2016-17) ... As a senior, averaged 12.8 points, 9.3 rebound, and 3.4 blocks and earned both McDonald's and Jordan Brand All-American honors ... One of five finalists for the Naismith National High School Player of the Year

#22 PATRICK BEVERLEY

HEIGHT 6' 2"
WEIGHT 180
YEARS PRO 11
FROM ARKANSAS/USA
BORN 7/12/88

CAREER HIGHS

PTS	26	vs. PHX	4/2/17
FG	11	vs. PHX	4/2/17
FGA	19	vs. PHX	4/2/17
3FG	6 (2)	vs. SAS	1/5/21
3FGA	12	vs. CHA	12/31/14
FT	8	vs. ATL	1/28/19
FTA	8 (4)	vs. CHA	2/15/22
OR	6 (2)	vs. LAC	3/3/21
DR	12 (2)	vs. BOS	11/20/19
TR	16	vs. BOS	11/20/19
AST	12 (3)	at LAC	1/3/22
STL	6 (2)	at DEN	4/1/22
BLK	3 (1)	vs. CHA	1/2/23
MIN	46:04	at DEN	12/17/14

PLAYOFF HIGHS

PTS	21	vs. OKC	4/16/17
FG	8	vs. OKC	4/16/17
FGA	15	at POR	4/25/14
3FG	5 (2)	at GSW	4/24/19
3FGA	11	at GSW	4/24/19
FT	6	at GSW	4/18/16
FTA	7	vs. MEM	4/23/22
OR	5 (2)	vs. OKC	4/25/17
DR	11 (2)	vs. GSW	4/26/19
TR	14 (2)	vs. GSW	4/26/19
AST	7 (2)	vs. GSW	4/26/19
STL	5	at OKC	4/23/17
BLK	4	vs. UTA	6/14/21
MIN	41:42	at SAS	5/9/17



PATRICK BEVERLEY

NBA REGULAR SEASON STATISTICS

CAREER REGULAR SEASON STATS																							
SEASON	TEAM	AGE	GP	GS	MIN	PTS	FGM	FGA	FG%	3PM	3PA	3P%	FTM	FTA	FT%	OREB	DREB	REB	AST	STL	BLK	TOV	PF
2022-23	LAL	34	45	45	26.9	6.4	2.2	5.4	40.2	1.2	3.5	34.8	0.9	1.1	78.0	0.5	2.6	3.1	2.6	0.9	0.6	0.9	2.8
2022-23	CHI	34	22	22	27.5	5.8	2.1	5.4	39.5	1.1	3.7	30.9	0.4	0.7	53.3	0.9	4.0	4.9	3.5	1.0	0.7	0.8	2.9
2022-23	TOT	34	67	67	27.1	6.2	2.1	5.4	40.0	1.2	3.6	33.5	0.7	1.0	72.3	0.7	3.0	3.7	2.9	0.9	0.6	0.9	2.8
2021-22	MIN	33	58	54	25.4	9.2	3.1	7.5	40.6	1.4	4.2	34.3	1.7	2.3	72.2	1.1	3.1	4.1	4.6	1.2	0.9	1.3	3.0
2020-21	LAC	32	37	34	22.5	7.5	2.5	5.9	42.3	1.5	3.8	39.7	1.0	1.2	80.0	0.8	2.4	3.2	2.1	0.8	0.8	0.9	2.9
2019-20	LAC	31	51	50	26.3	7.9	2.9	6.7	43.1	1.6	4.0	38.8	0.8	0.9	66.0	1.1	4.1	5.2	3.6	1.1	0.5	1.2	3.1
2018-19	LAC	30	78	49	27.4	7.6	2.5	6.1	40.7	1.4	3.6	39.7	1.2	1.6	78.0	1.0	4.0	5.0	3.8	0.9	0.6	1.1	3.4
2017-18	LAC	29	11	11	30.3	12.2	4.4	10.8	40.3	2.2	5.5	40.0	1.3	1.5	82.4	1.5	2.6	4.1	2.9	1.7	0.5	2.3	3.1
2016-17	HOU	28	67	67	30.7	9.5	3.4	8.1	42.0	1.6	4.3	38.2	1.1	1.4	76.8	1.4	4.4	5.9	4.2	1.5	0.4	1.5	3.3
2015-16	HOU	27	71	63	28.7	9.9	3.6	8.4	43.4	1.7	4.4	40.0	0.8	1.2	68.2	1.0	2.5	3.5	3.4	1.3	0.4	1.3	3.3
2014-15	HOU	26	56	55	38.8	10.1	3.6	9.5	38.3	2.1	5.8	35.6	0.8	1.1	75.0	1.2	3.0	4.2	3.4	1.1	0.4	1.5	3.3
2013-14	HOU	25	56	55	31.3	10.2	3.6	8.6	41.4	1.6	4.6	36.1	1.5	1.8	81.4	1.3	2.2	3.5	2.7	1.4	0.4	1.2	3.1
2012-13	HOU	24	41	0	17.4	5.6	1.9	4.6	41.8	0.9	2.3	37.5	0.8	1.0	82.9	1.1	1.6	2.7	2.9	0.9	0.5	1.1	2.0
Overall			993	905	27.4	8.9	3.0	7.2	41.3	1.5	4.1	37.3	1.0	1.4	79.4	1.1	3.1	4.2	3.4	1.1	0.5	1.2	3.1

TRANSACTIONS: Selected by the Los Angeles Lakers with the 42nd overall pick in the 2009 NBA Draft ... Acquired by the Miami Heat in exchange for cash considerations and a second round pick on June 25, 2009 ... Signed with the Houston Rockets on January 7, 2013 ... Re-signed with the Rockets on July 9, 2015 ... Acquired by the LA Clippers along with Sam Dekker, Montrezl Harrell, Darrun Hilliard, DeAndre Liggins, Lou Williams, Kyle Wiltrier, cash considerations and a first round pick in exchange for Chris Paul on June 28, 2017 ... Re-signed with the Clippers on July 11, 2019 ... Acquired by the Memphis Grizzlies along with Daniel Oturu and Rajon Rondo in exchange for Eric Bledsoe on August 16, 2021 ... Acquired by the Minnesota Timberwolves in exchange for Jarrett Culver and Juancho Hernangomez on August 25, 2021 ... Signed an extension with the Timberwolves on February 15, 2022 ... Acquired by the Utah Jazz along with Malik Beasley, Leandro Bolmaro, Walker Kessler, Jarred Vanderbilt and five first round picks in exchange for Rudy Gobert on July 6, 2022 ... Acquired by the Los Angeles Lakers in exchange for Talen Horton-Tucker and Stanley Johnson on August 25, 2022...Traded to Orlando Magic as part of four-team trade with the Lakers, Magic, Nuggets and Clippers on Feb. 9, 2023...Waived by Magic on Feb. 12, 2023...Signed with Chicago Bulls on Feb. 21, 2023...Signed as a free agent with Philadelphia on July 9, 2023.

PRO CAREER: Holds career averages of 8.5 points (41.3 FG%, 37.3 3P%, 75.4 FT%), 4.2 rebounds, 3.4 assists and 2.7 minutes in 593 games (505 starts) over 11 NBA seasons with Houston, LA Clippers, Minnesota, Chicago, and the LA Lakers... A three-time member of the All-Defensive Team, including a first team selection in 2016-17.

NBA G League: Appeared in three games for Rio Grande Valley, averaging 13.7 points, 6.7 rebounds, 7.0 assists and 2.0 steals in 37.3 minutes ... Scored in double figures twice.

2022-23 (PHI): Appeared in 67 games (all starts) between the Los Angeles Lakers (45 games) and Chicago Bulls (22 games), averaging 6.2 points, 3.7 rebounds and 2.9 assists in 271 minutes per game...Scored in double figures 13 times...Recorded multiple steals in 16 games in 2022-23...Had five games with at least two blocks...Drained a season high five three-points on 3/17 vs. Miami...Served a two-game suspension from 11/25-11/26...Had 12 DNP's.

2021-22 (MIN): Appeared in 58 games (54 starts), averaging 9.2 points, 4.1 rebounds, 4.6 assists and 1.2 steals in 25.4 minutes ... Shot 34.3 percent (83-242) from three-point range ... Scored in double figures in 31 games, including two games with 20+ points ... Had multiple steals in 14 games, including one game with six steals ... Made multiple three-pointers in 25 games, including one game with five triples ... Tallied two double-

doubles ... Tallied nine points, five rebounds, four assists and a career-high-tying six steals on 4/1 at Denver ... Scored a season-best 20 points with four rebounds, eight assists, one steal and one block on 3/14 at San Antonio ... Recorded 18 points, six rebounds, one assist, one steal and a career-high-tying three blocks on 3/16 vs. Los Angeles ... Scored 20 points (5-9 3FG) with four rebounds, six assists, one steal and one block on 1/5 vs. Oklahoma City ... Finished with 11 points, three rebounds, a career-high-tying 12 assists and two steals on 1/3 at LA Clippers ... Had 10 points, 10 rebounds, eight assists and one block on 11/3 vs. LA Clippers ... Missed one game (10/20) due to league suspension, one game (11/1) with left calf soreness, six games (11/26-12/6) due to a left adductor strain, three games (12/21-12/27) due to health and safety protocols, two games (1/7-1/9) with a sore right groin, eight games (1/23-1/30, 2/9, 4/3-4/5) due to a right ankle sprain, two games (3/5, 3/9) due to right ankle soreness and one game (3/12) due to an ear injury ... Play-In: Appeared in one game, totaling seven points, 11 rebounds, three assists, one steal and one block in 33 minutes ... Playoffs: Appeared in six games (all starts), averaging 11.0 points, 3.2 rebounds, 4.8 assists, 1.2 steals and 1.2 blocks in 32.3 minutes ... Shot 34.6 percent (9-26) from three-point range ... Scored in double figures four times ... Scored 17 points with two rebounds, five assists and two block on 4/23 vs. Memphis.

2020-21 (LAC): Appeared in 37 games (34 starts), averaging 7.5 points, 3.2 rebounds and 2.1 assists in 22.5 minutes ... Shot 39.7 percent (56-141) from three-point range ... Scored in double figures in 10 games, including one 20-point outing ... Had multiple steals in nine games ... Made multiple three-pointers in 14 games ... Scored a season-high 20 points (6-9 3FG) with eight rebounds, eight assists and two blocks on 1/5 vs. San Antonio ... Missed one game (1/15) for personal reasons, two games (1/26-2/7, 3/14-4/4) due to right knee soreness, one game (2/15) for rest, 12 games (4/9-5/1) with a fourth metacarpal fracture in his left hand and one game (5/14) for injury management due to the fractured hand ... Playoffs: Appeared in 17 games (seven starts), averaging 4.9 points, 2.4 rebounds and 1.4 assists in 19.0 minutes ... Shot 35.1 percent (13-37) from three-point range ... Scored in double figures in three games ... Had two points, three rebounds, three assists, one steal and a playoff-career-high four blocks on 6/14 vs. Utah ... DNP-CD twice (6/4-6/6)

2019-20 (LAC): Appeared in 51 games (50 starts), averaging 7.9 points, 5.2 rebounds, 3.6 assists and 1.1 steals in 26.3 minutes ... Shot 38.8 percent (80-206) from three-point range ... Scored in double figures in 19 games, including one 20-point outing ... Had multiple steals in 13 games ... Made multiple three-pointers in 24 games ... Tallied four double-doubles ... Finished with six points, seven rebounds, a season-high 11 assists, one steal and two blocks on 11/27 at Memphis ... Had 14 points, a

CONTINUED ON PAGE 79-80



#21 JOEL EMBIID

HEIGHT 7'0"
WEIGHT 280
YEARS PRO 7
FROM KANSAS/CAMEROON
BORN 03/16/94

CAREER HIGHS

PTS	59	vs. UTA	11/13/22
FG	20 (2)	vs. BOS	4/4/23
FGA	32 (3)	vs. CHA	12/11/22
3FG	6	at POR	12/28/17
3FGA	13	at MIL	3/17/19
FT	23	at NYK	2/27/22
FTA	27	at NYK	2/27/22
OR	9 (2)	vs. PHX	4/21/21
DR	19	at ATL	6/14/21
TR	22	vs. BOS	3/20/19
AST	13	vs. MIL	4/4/19
STL	5 (2)	vs. DAL	3/18/22
BLK	7 (2)	vs. UTA	11/13/22
MIN	48:39	vs. OKC	12/15/17

PLAYOFF HIGHS

PTS	40	vs. ATL	6/8/21
FG	14	@ WAS	5/29/21
FGA	26	vs. BOS	5/5/18
3FG	3 (5)	vs. MIA	5/12/22
3FGA	8 (2)	vs. MIA	5/12/22
FT	14 (2)	vs. ATL	6/6/21
FTA	18 (2)	vs. BOS	8/23/20
OR	7	@ ATL	6/18/21
DR	19	@ ATL	6/14/21
TR	21	@ ATL	6/14/21
AST	8	@ ATL	6/11/21
STL	3 (2)	@ WAS	5/29/21
BLK	6	@ BKN	4/20/19
MIN	46:12	vs. BOS	5/7/23



JOEL EMBIID

NBA REGULAR SEASON STATISTICS

CAREER REGULAR SEASON STATS																							
SEASON	TEAM	AGE	GP	GS	MIN	PTS	FGM	FGA	FTCL	FTPA	ORB	DRB	REB	AST	STL	BLK	TOR	PF					
2022-23	PHI	29	66	66	34.6	33.1	11.0	20.1	54.8	1.0	3.0	32.0	10.0	11.7	85.7	1.7	8.4	10.2	4.2	1.0	1.7	3.4	3.1
2021-22	PHI	28	68	68	33.8	30.6	9.8	19.6	49.9	1.4	3.7	37.1	9.6	11.8	81.4	2.1	9.6	13.7	4.2	1.1	1.5	3.1	2.7
2020-21	PHI	27	51	51	31.1	28.5	9.0	17.6	51.3	1.1	3.0	37.7	9.2	10.7	85.9	2.2	8.4	10.6	2.8	1.0	1.4	3.1	2.4
2019-20	PHI	26	51	51	29.5	23.0	7.5	15.7	47.7	1.1	3.4	33.1	6.9	8.5	80.7	2.8	8.9	11.6	3.0	0.9	1.3	3.1	3.4
2018-19	PHI	25	64	64	33.7	27.5	9.1	18.7	48.4	1.2	4.1	30.0	8.2	10.1	80.4	2.5	11.1	13.6	3.7	0.7	1.9	3.5	3.3
2017-18	PHI	24	63	63	30.4	22.9	8.1	16.8	48.3	1.0	3.4	30.8	5.7	7.4	76.9	2.3	8.7	11.0	3.2	0.6	1.8	3.7	3.2
2016-17	PHI	23	31	31	25.4	20.2	6.5	13.8	46.6	1.2	3.2	36.7	6.2	7.9	78.3	2.0	5.9	7.8	2.1	0.9	2.5	3.8	3.6
Overall			294	294	31.8	27.2	9.0	17.9	50.1	1.2	3.4	33.7	8.1	9.9	81.9	2.2	8.9	11.2	3.4	0.9	1.7	3.4	3.1

TRANSACTIONS: Selected by Philadelphia with the No. 3 pick in the 2014 NBA Draft... Signed a five-year contract extension with the 76ers on Oct. 10, 2017...Signed multi-year contract extension with Philadelphia on Aug. 17, 2021.

PRO CAREER: Holds career averages of 26.0 points (.490 FG%, .338 3P%, .810 FT%), 11.4 rebounds, 3.3 assists and 31.2 minutes in 328 games (all starts) over six NBA seasons with Philadelphia... Led NBA in scoring at 30.6 points per outing in 2021-22...Ranked in top-five for rebounds per game at 11.7 per outing...A five-time NBA All-Star (2017-22), four-time All-NBA selection (2017-18, 2018-19, 2020-21, 2021-22), three-time All-Defensive Team selection (2017-18, 2018-19, 2020-21) and 2016-17 All-Rookie team member.

2022-23 (PHI): Earned the 2022-23 KIA MVP after notching the regular season scoring crown for second straight season with an average of 33.1 points per game...in 66 appearances (all starts) also averaged 10.2 rebounds and tied a career high with 4.2 assists per game...First player since 1976-77 to average 33 points and 10 rebounds for a season...First player with consecutive scoring titles since 2017-20...Scored a career-high 59 points against the Jazz on Nov. 13, 2022...Totalled three 50-point games, the third-most by a center in a single season...Three-time Eastern Conference Player of the Month (December, January, March/April)...Four-time Eastern Conference Player of the Week...Led Eastern Conference in 30-point games (44)... Tied for most 40-point games (13) and 50-points games (3) in East.

2021-22 (PHI): Appeared in a career-best 68 games (all starts), earning the 2021-22 NBA scoring title at a career-high 30.6 points per game, becoming the first center to average at least 30 points since 1981-82...Became the third 76er to win the scoring crown, joining Hall of Famers Wilt Chamberlain and Allen Iverson...Also averaged 11.7 rebounds (fifth in the NBA) along with a career-most 4.2 assists, he was the first player since 1975-76 to average 30 points, 11 rebounds and four assists for a season...Scored the third-most total points in the NBA this season with 2,079 becoming the fifth 76er to ever score at least 2,000 points in a single season...Posted an NBA-leading 13 games with at least 40 points and 10 rebounds, the most since the NBA-ABA merger...Led the league with 40 games of at least 30 points which were the most by any player since the 2019-20 season, 30 of these games included 10 rebounds which also led the Association...Drained a league-best 654 free throws, becoming the fifth 76er to have at least 650 makes from the line in a single season and the 24th player in league history to do so... Averaged a career-high 9.6 makes from the charity stripe which are the 11th-most by a player in a season...Against the Knicks on Feb. 27, Embiid went 23-27 from the foul line, which are tied for the sixth-most makes in a single game in league history... the makes and attempts were also NBA season highs for any player in 2021-22...Made a career-high 18 field goals on April 5 against Indiana...Tied his career-best five steals on March 18 against Dallas...Was named Eastern Conference Player of the Week twice for the week of Jan. 31 and April 10, joining Allen Iverson as the only players in league history to earn the honor at least seven times while also being named the Conference's Player of the Month in December 2021 and again in January 2022...Named as a starter in his fifth consecutive All-Star Game.

2020-21 (PHI): Appeared in 51 games this season, finishing the season fourth in the NBA in scoring (28.5) along with being top-10 in rebounds at 10.6 per contest... Joined Hall of Famer Larry Bird (1984-85) as the only player in NBA history to average 28 points and 10 rebounds, while shooting at least .500 from the field and .850 from the free-throw line... Set a career high in points with a 50-point, 17-rebound game in a win over Chicago (2/19)... He also compiled five games this season with at least 40 points and 10 rebounds, which led the NBA and tied a single-season career high... Collected at least 15 rebounds in seven games this season... In a game vs. Phoenix (4/21) snagged nine offensive boards, setting a new career high... He also set a new career high in steals with five swipes against the Heat (1/12)... Dished out a season-high nine assists vs. Houston (2/17)... Also had his first career game where he shot over 80-percent from the floor on at least 10 field goal attempted vs. Detroit (5/8)... Had five games this season with at least 15 made free throws including a season-high 17

makes from the line against Boston (1/20)... His 9.2 made free throws per game ranks among the top-20 in NBA history... Joined Denver's Nikola Jokic and Milwaukee's Giannis Antetokounmpo as the only players to average at least 25 points and 10 rebounds while shooting over 45-percent from the floor this season... Led the NBA in both free throws attempted (10.7) and free throws made (9.2) per contest... Surpassed 1,500 career free throws made on Jan. 12 vs. Miami... Topped 2,500 career rebounds against Atlanta on Jan. 11... Recorded his 400th career block on Feb. 11 vs. Portland... Named an NBA All-Star for the fourth consecutive season... In total, posted 31 double-doubles which ranked in the top-15 of the league... For his career, he now has 173 double-doubles which ranks second all-time in 76ers franchise history...Led the team in scoring in 37 games, led the way in rebounds 34 times and blocked the most shots in 23 games this season... Missed 21 total games due to injury... Was tied for the fourth-most 40-point games (five) in the league this season... Compiled the seventh-most 30-point games in the NBA (23)... Had 25 halves this season with at least 20 points which was among

the top-five in the NBA... Named NBA Player of the Week for the week of Jan. 25, 2021.

2019-20 (PHI): Appeared in 51 games (all starts) and averaged 23.0 points, 11.6 rebounds, 3.0 assists and 1.3 blocks in 29.5 minutes per game... Paced the team in points per game and rebounds per game averages... Joined Milwaukee's Giannis Antetokounmpo as the only players in the NBA to average at least 20 points, 10 rebounds and three assists per game on the season (min. 40 games)... Held shooting averages of .477 from the field, .331 from beyond the arc and .807 from the free-throw line... Finished seventh in the NBA with an average of 6.9 free throws per game and was the tallest player in the top-7... Ranked second in the NBA with 31 games of scoring at least 20 points and collecting at least 10 rebounds... Led the team and placed sixth in the Eastern Conference with 37 double-doubles... Was the only 76er to score 40 points in a game, doing so twice... His eight such career games are already seventh in franchise history... Poured in a career-high 49 points on 17-24 (.708) shooting from the field, 1-3 (.333) from three-point range and 14-15 (.933) from the charity stripe, adding 14 rebounds, on Feb.

CONTINUED ON PAGE 81



#14 **DANNY GREEN**

HEIGHT 6' 6"
WEIGHT 215
YEARS PRO 14
FROM BORN NORTH CAROLINA/USA
6/22/87

CAREER HIGHS

PTS	33	vs. PHX	4/11/14
FG	12	vs. PHX	4/11/14
FGA	25	vs. MIA	1/12/21
3FG	9	vs. MIA	1/12/21
3FGA	21	vs. MIA	1/12/21
FT	9	vs. HOU	12/28/14
FTA	10	vs. HOU	12/28/14
OR	6	vs. MIA	1/12/21
DR	12	at IND	2/9/15
TR	12 (2)	at POR	12/14/18
AST	7	at LAC	2/21/13
STL	5 (5)	at NY	3/21/21
BLK	6	vs. NOP	3/15/18
MIN	51:57	vs. MEM	12/17/14

PLAYOFF HIGHS

PTS	27	vs. MIA	6/11/13
FG	9 (2)	vs. POR	5/14/14
FGA	15 (2)	vs. MIA	6/16/13
3FG	7 (3)	vs. MIA	5/6/22
3FGA	10 (4)	vs. DEN	9/20/20
FT	8	at PHI	5/5/19
FTA	8	at PHI	5/5/19
OR	4 (2)	at POR	8/24/20
DR	9	vs. POR	5/14/14
TR	9	vs. POR	5/14/14
AST	8	vs. ATL	6/8/21
STL	5	at MIA	6/10/14
BLK	5	at LAC	5/2/15
MIN	46:14	at TOR	4/20/22



DANNY GREEN

NBA REGULAR SEASON STATISTICS

CAREER REGULAR SEASON STATS																							
SEASON	TEAM	AGE	GP	GS	MIN	PTS	FGM	FGA	FT%	3PM	3PA	3P%	FTM	FTA	FT%	DRB	ORB	REB	AST	STL	BLK	TOV	PF
2022-23	MEM	36	3	0	14.5	3.0	1.0	3.7	27.3	1.0	2.7	37.5	0.0	0.0	0.0	0.3	1.0	1.3	0.7	0.3	0.0	1.0	2.0
2022-23	CLE	36	8	0	11.9	6.5	2.4	4.8	50.0	1.6	3.6	44.8	0.1	0.1	100	0.3	1.0	1.3	0.5	0.6	0.4	0.9	1.3
2022-23	TOT	36	11	0	12.6	5.5	2.0	4.5	44.9	1.5	3.4	43.2	0.1	0.1	100	0.3	1.0	1.3	0.5	0.5	0.3	0.9	1.5
2021-22	PHI	35	62	28	21.8	5.9	2.0	5.2	39.4	1.7	4.4	38.0	0.2	0.2	78.6	0.5	2.0	2.5	1.0	1.0	0.6	0.7	1.7
2020-21	PHI	34	69	69	28.0	9.5	3.2	7.9	41.2	2.5	6.3	40.5	0.4	0.6	77.5	0.8	3.0	3.8	1.7	1.3	0.8	1.0	1.8
2019-20	LAL	33	68	68	24.8	8.0	2.9	7.0	41.6	1.8	4.8	36.7	0.5	0.7	68.8	0.8	2.6	3.3	1.3	1.3	0.5	0.9	2.0
2018-19	TOR	32	80	80	27.7	10.3	3.7	7.9	46.5	2.5	5.4	45.5	0.5	0.6	84.1	0.8	3.2	4.0	1.6	0.9	0.7	0.9	2.1
2017-18	SAS	31	70	60	25.6	8.6	3.1	8.0	38.7	1.7	4.6	36.3	0.7	0.9	76.9	0.6	3.0	3.6	1.6	0.9	1.1	1.1	1.7
2016-17	SAS	30	48	48	26.6	7.3	2.6	6.6	39.2	1.7	4.6	37.9	0.4	0.5	84.4	0.5	2.8	3.3	1.8	1.0	0.8	1.1	1.8
2015-16	SAS	29	79	79	26.1	7.2	2.7	7.1	37.6	1.5	4.4	33.2	0.4	0.6	73.9	0.6	3.2	3.8	1.8	1.0	0.8	0.9	1.8
2014-15	SAS	28	81	80	28.5	11.7	4.0	9.1	48.6	2.4	5.6	41.8	1.4	1.6	87.4	0.7	3.6	4.2	2.0	1.2	1.1	1.1	2.0
2013-14	SAS	27	68	59	24.3	9.1	3.2	7.4	43.2	1.9	4.7	41.5	0.7	0.9	79.4	0.4	3.0	3.4	1.5	1.0	0.9	1.1	1.6
2012-13	SAS	26	80	80	27.5	10.5	3.7	8.3	44.8	2.2	5.2	42.9	0.8	1.0	84.8	0.5	2.6	3.1	1.8	1.2	0.7	1.2	1.6
2011-12	SAS	25	66	38	23.1	9.1	3.2	7.2	44.2	1.5	3.5	43.6	1.2	1.5	79.0	0.8	2.6	3.5	1.3	0.9	0.7	1.0	1.6
2010-11	SAS	24	8	0	11.4	5.1	2.1	4.4	48.8	0.9	2.4	36.8	0.0	0.0	0.0	0.4	1.5	1.9	0.3	0.3	0.1	0.6	0.9
2009-10	CLE	23	20	0	5.7	2.0	0.8	2.0	38.5	0.3	1.1	27.3	0.2	0.3	66.7	0.4	0.5	0.9	0.3	0.3	0.2	0.3	0.5
Overall			830	709	23.2	8.7	3.1	7.3	42.1	1.9	4.8	40.0	0.6	0.8	80.5	0.6	2.8	3.4	1.5	1.0	0.8	1.0	1.8

TRANSACTIONS: Selected by Cleveland with the No. 46 overall pick in the 2009 NBA Draft... Signed with San Antonio on Nov. 17, 2010...Waived by San Antonio on Nov. 23, 2010... Signed a contract for the rest of the season with San Antonio on March 16, 2011...Re-signed with San Antonio on July 14, 2015...Acquired by Toronto along with Kawhi Leonard from San Antonio in exchange for DeMar DeRozan, Jakob Polt and a 2019 first-round pick (Keldon Johnson) on July 18, 2018...Signed as a free agent with the L.A. Lakers on July 6, 2019...Acquired by the Oklahoma City Thunder along with Jaden McDaniels from the Lakers in exchange for Dennis Schroeder on Nov. 18, 2020...Acquired by Philadelphia along with Terrance Ferguson and Vincent Poirier from Oklahoma City in exchange for Al Horford, a 2025 protected first-round pick, cash considerations and the draft rights to Theo Maledon (No. 34 selection in 2020 NBA Draft) and Vasilije Micić (No. 52 selection in 2014 NBA Draft) on Dec. 8, 2020...Re-signed with Philadelphia on Aug. 7, 2021...Traded by the Philadelphia 76ers with David Roddy to the Memphis Grizzlies for DeAnthony Melton on June 24, 2022...Traded by Memphis to Houston as part of a three-team trade on Feb. 9, 2023...Waived by Houston Rockets on Feb. 12, 2023...Signed with Cleveland Cavaliers as a free agent on Feb. 14, 2023...Signed with Philadelphia as a free agent on Sept. 13, 2023.

PRO CAREER: Fourteen-year NBA veteran has appeared in 830 games (709 starts) for the Cleveland Cavaliers, San Antonio Spurs, Toronto Raptors, Los Angeles Lakers, Philadelphia 76ers and Memphis Grizzlies... Has averaged 8.7 points, 3.4 rebounds and 1.5 assists in 25.2 minutes while shooting 42.1% from the field, 40.0% from 3-point range and 80.5% from the free throw line... Has scored in double figures 318 times, including 40 games with at least 20 points and one game with at least 30 points... Has grabbed double-digit rebounds five times... Has posted five double-doubles... His longest streak of consecutive games scoring in double figures is seven (Feb. 28-March 15, 2015)... Ranks 18th among active players in 3-point field goals made and 16th among active players in 3-point field goal percentage.

2022-23 (MEM/CLE): Appeared in 11 games between the Grizzlies and Cavaliers, with averages of 5.5 points and 1.3 rebounds on 43.2% shooting from three in 12.5 minutes... Cracked double figures in scoring twice, including a 21-point outing on April 6 against the Magic where 15 of his points came via the three as he went 5-9 from deep.

2021-22 (PHI): Appeared in 62 games (28 starts) during his

13th NBA season and averaged 5.9 points, 2.5 rebounds and 1.0 assists in 21.8 minutes while shooting 39.4% from the field, 38.0% from 3-point range and 78.6% from the free throw line... Missed 20 games... Sidelined 16 games due to injury, including seven games (Nov. 3-6, Nov. 16-22) with left hamstring tightness, seven games (Jan. 14-25) with right hip pain and two games (March 10-13) with a left middle finger laceration... Not with team four games (Dec. 2330) due to health and safety protocols... Scored in double figures 10 times... Scored a season-high 18 points, including a season-best six 3-pointers, on April 7 at Toronto... NBA Playoffs: Started all 12 appearances to help Philadelphia reach the Eastern Conference Semifinals... Averaged 8.6 points and 3.1 rebounds in 26.6 minutes while shooting 40.4% from the field and 40.8% from 3-point range... Scored in double figures five times, including one game with at least 20 points... Averaged 9.0 points, 3.8 rebounds and 1.2 assists in 31.3 minutes in Philadelphia's 4-2 first round series win over the Toronto Raptors... Recorded 8.2 points and 2.3 rebounds in 21.9 minutes during the 76ers' conference semifinals series with the Miami Heat... Scored 21 points (7-9 FG, 7-9 3P) on May 6 vs. Miami... Sustained a torn right ACL and LCL in his left knee in Philadelphia's season-ending Game 6 loss on May 12 vs. Miami.

2020-21 (PHI): Started all 69 appearances in his 12th NBA season and averaged 9.5 points, 3.8 rebounds, 1.7 assists and 1.33 steals in 28.0 minutes while shooting 41.2% from the field, 40.5% from 3-point range and 77.5% from the free throw line... Missed three games due to injury... Scored in double figures 31 times, including two games with at least 20 points... Grabbed double-digit rebounds once... Posted one double-double... Recorded season highs with 29 points (10-25 FG, 9-21 3P), 10 rebounds and six assists in 50 minutes in an overtime win on Jan. 12 vs. Miami; his nine 3-pointers made set a career high and tied Dana Barros' single-game franchise record... Tied a career high with five steals on Feb. 21 at Toronto and March 21 at New York... NBA Playoffs: Started all eight appearances to help Philadelphia reach the Eastern Conference Semifinals... Averaged 7.0 points, 2.6 rebounds, 2.6 assists and 1.13 steals in 24.8 minutes while shooting 43.8% from the field and 37.8% from 3-point range... Scored in double figures three times... Averaged 9.4 points, 3.0 rebounds and 1.8 assists in 27.8 minutes in Philadelphia's 4-1 first round series win over the Washington Wizards... Averaged 3.0 points, 2.0 rebounds and 4.0 assists in 19.8 minutes in three games during the 76ers' conference semifinals series with the Atlanta Hawks... Missed the final four games of the series with a right calf strain sustained in Game 3 of the series on June 11

CONTINUED ON PAGE 82-83

#1 JAMES HARDEN

HEIGHT 6' 5"
WEIGHT 220
YEARS PRO 14
FROM ARIZONA STATE/USA
BORN 8/26/89

CAREER HIGHS

PTS	61 (2)	vs. SAS	3/22/19
FG	20	vs. CLE	12/11/19
FGA	41	at MIN	11/16/19
3FG	10 (3)	vs. ORL	12/13/19
3FGA	23	at GSW	1/3/19
FT	24	vs. SAS	12/3/19
FTA	27	vs. MEM	12/31/18
OR	6	at NYK	1/23/19
DR	16	vs. IND	8/12/20
TR	17	vs. IND	8/12/20
AST	21	vs. LAC	12/23/22
STL	5 (3)	vs. SAC	12/13/22
BLK	5	vs. DET	2/9/21
MIN	50:30	at CLE	1/20/21

PLAYOFF HIGHS

PTS	45 (2)	at BOS	5/1/23
FG	16	at BOS	5/1/23
FGA	35	at POR (OT)	4/25/14
3FG	7 (7)	at BOS	5/1/23
3FGA	17	vs. GSW	5/6/19
FT	18 (2)	at OKC	4/21/17
FTA	20 (3)	vs. LAL	9/10/20
OR	4	at LAL	9/12/20
DR	11	vs. UTA	4/17/19
TR	13	vs. UTA	4/17/19
AST	18	at BOS	5/30/21
STL	7	vs. GSW	4/24/16
BLK	4	vs. UTA	4/24/19
MIN	53	vs. MIL	6/19/21



JAMES HARDEN

NBA REGULAR SEASON STATISTICS

CAREER REGULAR SEASON STATS																							
SEASON	TEAM	AGE	GP	GS	MIN	PTS	FGM	FGA	FT%	3PM	3PA	3P%	FTM	FTA	FT%	OREB	DREB	REB	AST	STL	BLK	TOT	PF
2022-23	PHI	33	58	58	36.8	21.0	6.4	14.5	44.1	2.8	7.2	38.5	5.4	6.2	86.7	0.7	5.4	6.1	10.7	1.2	0.5	3.4	1.9
2021-22	BKN	32	44	44	37.0	22.5	6.6	16.0	41.4	2.3	7.0	33.2	6.9	8.0	86.9	1.0	7.0	8.0	10.2	1.3	0.7	4.8	2.4
2021-22	PHI	32	21	21	37.7	21.0	5.5	13.6	40.2	2.2	6.7	32.6	7.9	8.9	89.2	0.6	6.5	7.1	10.5	1.2	0.2	3.4	2.3
2021-22	TOT	32	65	65	37.2	22.0	6.3	15.3	41.0	2.3	6.9	33.0	7.2	8.2	87.7	0.8	6.8	7.7	10.3	1.3	0.6	4.4	2.4
2020-21	HOU	31	8	8	36.3	24.8	7.5	16.9	44.4	3.1	9.0	34.7	6.6	7.5	88.3	0.6	4.5	5.1	10.4	0.9	0.8	4.3	1.8
2020-21	BKN	31	36	35	36.6	24.6	7.8	16.6	47.1	2.7	7.3	36.6	6.3	7.3	85.6	0.8	7.7	8.5	10.9	1.3	0.8	4.0	2.4
2020-21	TOT	31	44	43	36.6	24.6	7.8	16.6	46.6	2.8	7.6	36.2	6.3	7.3	86.1	0.8	7.1	7.9	10.8	1.2	0.8	4.0	2.3
2019-20	HOU	30	68	68	36.5	34.3	9.9	22.3	44.4	4.4	12.4	35.5	10.2	11.8	86.5	1.0	5.5	6.6	7.5	1.8	0.9	4.5	3.3
2018-19	HOU	29	78	78	36.8	36.1	10.8	24.5	44.2	4.8	13.2	36.8	9.7	11.0	87.9	0.8	5.8	6.6	7.5	2.0	0.7	5.0	3.1
2017-18	HOU	28	72	72	35.4	30.4	9.0	20.1	44.9	3.7	10.0	36.7	8.7	10.1	85.8	0.6	4.8	5.4	8.8	1.8	0.7	4.4	2.3
2016-17	HOU	27	81	81	36.4	29.1	8.3	18.9	44.0	3.2	9.3	34.7	9.2	10.9	84.7	1.2	7.0	8.1	11.2	1.5	0.5	5.7	2.7
2015-16	HOU	26	82	82	38.1	29.0	8.7	19.7	43.9	2.9	8.0	35.9	8.8	10.2	86.0	0.8	5.3	6.1	7.5	1.7	0.6	4.6	2.8
2014-15	HOU	25	81	81	36.8	27.4	8.0	18.1	44.0	2.6	6.9	37.5	8.8	10.2	86.8	0.9	4.7	5.7	7.0	1.9	0.7	4.0	2.6
2013-14	HOU	24	73	73	38.0	25.4	7.5	16.5	45.6	2.4	6.6	36.6	7.9	9.1	86.6	0.8	3.9	4.7	6.1	1.6	0.4	3.6	2.4
2012-13	HOU	23	78	78	38.3	25.9	7.5	17.1	43.8	2.3	6.2	36.8	8.6	10.2	85.1	0.8	4.1	4.9	5.8	1.8	0.5	3.8	2.3
2011-12	OKC	22	62	2	31.4	16.8	5.0	10.1	49.1	1.8	4.7	39.0	5.0	6.0	84.6	0.5	3.6	4.1	3.7	1.0	0.2	2.2	2.4
2010-11	OKC	21	82	5	26.7	12.2	3.6	8.3	43.6	1.4	4.0	34.9	3.5	4.2	84.3	0.5	2.6	3.1	2.1	1.1	0.3	1.3	2.5
2009-10	OKC	20	76	0	22.9	9.9	3.1	7.6	40.3	1.2	3.3	37.5	2.6	3.2	80.8	0.6	2.6	3.2	1.8	1.1	0.3	1.4	2.6
Overall			1000	796	34.8	24.7	7.3	16.5	44.2	2.8	7.6	36.3	7.4	8.6	86.0	0.8	4.9	5.6	7.0	1.5	0.5	3.7	2.6

TRANSACTIONS: June 25, 2009: Selected by Oklahoma City as the third overall pick in the first round of the 2009 NBA Draft... Oct. 27, 2012: Acquired by the Houston Rockets along with Cole Aldrich, Daquan Cook and Lazar Hayward from the Oklahoma City Thunder in exchange for Kevin Martin, Jeremy Lamb and three future draft selections... Oct. 31, 2013: Signed a multi-year contract with the Houston Rockets... June 9, 2016: Signed a multi-year contract with the Houston Rockets... July 8, 2017: Signed a contract extension with Houston... Jan. 14, 2021: Acquired from the Houston Rockets, as part of a four-team trade with Cleveland and Indiana - Brooklyn traded Jarrett Allen, Taurean Prince and the draft rights to Aleksandar Vezencov to Cleveland, Caris LeVert and Rodions Kurucs, as well as three first round picks (2022, 2024 and 2026) and four first round pick swaps (2021, 2023, 2025 and 2027), to Houston, and cash considerations to Indiana. To complete the deal, Indiana acquired a 2024 second round pick from Cleveland, and the Cavs sent Dante Exum and a 2022 first round draft pick (via Milwaukee) to Houston... Feb 10, 2022: Acquired by 76ers along with Paul Millsap in exchange for Ben Simmons, Seth Curry, Andre Drummond, a 2022 first-round pick and a 2027 first-round pick... Re-signed with Philadelphia on July 27, 2022.

PRO CAREER: Former league MVP and scoring champion has appeared in 1,000 career games (786 starts) across 14 NBA seasons with Philadelphia (2021-23) Brooklyn (2021-22), Houston (2012-21) and Oklahoma City (2009-12), registering averages of 24.7 points on 44.2% shooting from the field, 36.3% from three-point range and 86.0% from the free-throw line, 5.6 rebounds, 7.0 assists and 1.5 steals in 34.8 minutes per game... Only player in NBA history to win three scoring titles and two assist titles.

2022-23 (PHI): Saw action in 58 games (all starts) averaging 21.0 points, 6.1 rebounds and a league-leading 10.7 assists... First 76er to win assists title... First 76er ever to average 10 assists in a season... Dished out a career-high and franchise-record-tying 21 assists against the Clippers on Dec. 13, 2022... Third 76er to post 600 assists and fewer than 200 turnovers in a season... Led NBA with two games of at least 20 assists... Tied a 76ers franchise record with 23 games of 20 points and 10 assists.

2021-22 (BKN/PHI): Before being acquired by Philadelphia, Harden appeared and started in 44 games for the Brooklyn Nets with averages of 22.5 points, 8.0 rebounds and 10.2 assists... With Philadelphia, Harden saw action in 21 games and posted 21.0 points, 7.1 rebounds and 10.5 assists which ranked third in the league after

the All-Star break... For the season, Harden's 10.3 dimes per game ranked second the league... With these averages, Harden became the first player in 76er history to average 20 points and 10 assists... He also was the lone player this season with such averages... In total, Harden totaled 1,432 points and 667 assists, marking his second season of at least 1,400 points and 650 assists making him one of 25 players in league history with multiple such seasons... Harden posted 11 triple-doubles, which were the third-most in the league... His 42 double-doubles ranked ninth in the league and were tied for the second-most among guards... Thirteen of these double-doubles came with Philadelphia... Led all guards with 7.2 free throws made per game while his total of 470 ranked fifth in the league, he has now ranked within the top-five in total free throws made nine times in his career... Posted a season-high 16 assists twice, with the latest coming with the 76ers against the Knicks... Harden registered five games of at least 15 assists which were tied for the second-most in the league... Named to his 10th All-Star Game... Named to the NBA 75 Team.

2020-21 SEASON (Brooklyn Nets, Houston Rockets): Appeared in 36 games (35 starts) as a Net, registering averages of 24.6 points, 8.5 rebounds, 10.9 assists and 1.3 steals in 36.6 mpg... Shot 47.1 FG % (282-of-599), 36.6 3FG % (96-of-262) and 85.6 FT % (225-of-263)... Recorded an offensive rating of 118.7, defensive rating of 113.7 and net rating of 5.0... The rebounds per outing, offensive rating and his assist-to-turnover ratio (2.70) would've all represented career-highs (if he had qualified)... His assists per game were the second-highest of any season in his career (11.2 in 2016-17 with Houston) and would've been the highest in a season for a Net all-time... Secured his ninth straight All-Star selection (2013-21), marking the second-longest active streak of All-Star selections, trailing only LeBron James' 17 straight selections... Earned Eastern Conference Player of the Month honors in February and March, becoming the first player in franchise history to earn Player of the Month honors in consecutive months and the first player to ever win Player of the Month in his first two full months with a new team... Registered 12 triple-doubles, tying the single-season franchise record (previously set by Jason Kidd in 2007-08 and 2006-07)... The 12 triple-doubles were his second-most in a season in his career (22 in the 2016-17 season) and already are the second-most for a Net all-time, trailing only Kidd's 61... Tied for the third-most triple-doubles posted by a player in their first season with a new team, trailing only Russell Westbrook's 38 triple-doubles this season and Oscar Robertson's 26 in the 1960-61 season with the Cincinnati Royals... Registered the second 40-point triple-double in franchise history with 40 points, 10 boards and 15

CONTINUED ON PAGE 84-86



#12 TOBIAS HARRIS

HEIGHT 6' 8"
WEIGHT 226
YEARS PRO 12
FROM TENNESSEE/USA
BORN 7/15/92

CAREER HIGHS

PTS	39	vs. POR	12/17/18
FG	15	vs. POR	12/17/18
FGA	29	at IND	8/1/20
3FG	7	vs. IND	12/26/17
3FGA	11 (2)	vs. CLE	11/12/19
FT	13	at TOR	12/28/21
FTA	13	at TOR	12/28/21
OR	7	vs. MIL	4/10/13
DR	19	vs. LAL	1/24/14
TR	20	vs. LAL	1/24/14
AST	10	at TOR	12/28/21
STL	5	at DET	11/17/14
BLK	3 (17)	at LAL	1/15/21
MIN	46:38	vs. CHI (2OT)	3/20/23

PLAYOFF HIGHS

PTS	37	vs. WAS	5/23/21
FG	15	vs. WAS	5/23/21
FGA	29	vs. WAS	5/23/21
3FG	6	at BKN	4/18/21
3FGA	13	vs. TOR	5/5/19
FT	8	vs. WAS	6/2/21
FTA	10	vs. WAS	6/2/21
OR	8	vs. BOS	8/21/20
DR	15	at BKN	4/18/19
TR	16	at BKN	4/18/19
AST	8 (2)	vs. MIA	5/6/22
STL	4	at MIA	5/4/22
BLK	3	vs. TOR	4/18/22
MIN	46:44	at TOR	4/20/22



TOBIAS HARRIS

NBA REGULAR SEASON STATISTICS

SEASON	TEAM	AGE	GP	GS	MIN	PTS	FGM	FGA	FG%	3PM	3PA	3P%	FTM	FTA	FT%	ORB	DRB	REB	AST	STL	BLK	TOV	PF
2022-23	PHI	30	74	74	32.9	14.7	5.7	11.4	50.1	1.7	4.4	38.9	1.5	1.7	87.6	0.9	4.8	5.7	2.5	0.9	0.5	1.2	2.0
2021-22	PHI	29	73	73	34.8	17.2	6.8	14.0	48.2	1.4	3.8	36.7	2.3	2.8	84.2	1.1	5.7	6.8	3.5	0.6	0.6	1.6	2.2
2020-21	PHI	28	62	62	32.5	19.5	7.6	14.9	51.2	1.3	3.4	39.4	2.9	3.3	89.2	1.0	5.8	6.8	3.5	0.9	0.8	1.7	1.9
2019-20	PHI	27	72	72	34.3	19.6	7.7	16.3	47.1	1.8	5.0	36.7	2.4	3.0	80.6	1.0	5.9	6.9	3.2	0.7	0.6	1.4	2.3
2018-19	LAC	26	55	55	34.6	20.9	7.7	15.5	49.6	2.0	4.7	43.4	3.5	4.0	87.7	0.7	7.2	7.9	2.7	0.7	0.4	2.0	2.2
2018-19	PHI	26	27	27	35.0	18.2	6.9	14.8	46.9	1.6	5.0	32.6	2.7	3.3	84.1	1.2	6.7	7.9	2.9	0.4	0.5	1.6	2.3
2018-19	TOT	26	82	82	34.7	20.0	7.5	15.3	48.7	1.9	4.8	39.7	3.2	3.7	86.6	0.8	7.0	7.9	2.8	0.6	0.5	1.8	2.2
2017-18	DET	25	48	48	32.6	18.1	6.7	14.8	45.1	2.4	5.8	40.9	2.4	2.8	84.6	0.8	4.3	5.1	2.0	0.7	0.3	1.1	1.9
2017-18	LAC	25	32	32	34.5	19.3	7.6	16.0	47.3	2.2	5.3	41.4	2.0	2.5	80.0	0.7	5.3	6.0	3.1	1.2	0.6	1.7	2.3
2017-18	TOT	25	80	80	33.4	18.6	7.0	15.3	46.0	2.3	5.6	41.1	2.2	2.7	82.9	0.7	4.7	5.5	2.4	0.9	0.4	1.3	2.1
2016-17	DET	24	82	48	31.3	16.1	6.2	13.0	48.1	1.3	3.8	34.7	2.3	2.8	84.1	0.8	4.3	5.1	1.7	0.7	0.5	1.2	1.6
2015-16	ORL	23	49	49	32.9	13.7	5.1	11.0	46.4	1.0	3.1	31.1	2.4	3.1	78.4	1.4	5.5	7.0	2.0	1.0	0.6	1.6	1.9
2015-16	DET	23	27	25	33.5	16.6	6.1	12.9	47.7	1.2	3.3	37.5	3.0	3.3	91.1	0.9	5.3	6.2	2.6	0.7	0.4	1.1	2.3
2015-16	TOT	23	76	74	33.1	14.7	5.5	11.7	46.9	1.1	3.1	33.5	2.7	3.2	83.1	1.3	5.4	6.7	2.2	0.9	0.5	1.4	2.0
2014-15	ORL	22	68	63	34.8	17.1	6.5	14.0	46.9	1.3	3.5	36.4	2.8	3.6	78.8	1.1	5.3	6.3	1.8	1.0	0.5	1.7	2.0
2013-14	ORL	21	61	36	30.3	14.6	5.4	11.7	46.4	0.5	2.1	25.4	3.2	4.0	80.7	1.4	5.5	7.0	1.3	0.7	0.4	1.3	2.3
2012-13	MIL	20	28	14	11.6	4.9	1.9	4.1	46.1	0.3	0.8	33.3	0.8	0.9	88.5	0.6	1.4	2.0	0.5	0.3	0.3	0.6	1.1
2012-13	ORL	20	27	20	36.1	17.3	6.7	14.7	45.3	1.0	3.2	31.0	3.0	4.1	72.1	2.1	6.4	8.5	2.1	0.9	1.4	1.8	3.3
2012-13	TOT	20	55	34	23.6	11.0	4.2	9.3	45.5	0.6	2.0	31.5	1.9	2.5	73.2	1.3	3.9	5.2	1.3	0.6	0.8	1.2	2.2
2011-12	MIL	19	42	9	11.4	5.0	1.9	4.0	46.7	0.1	0.5	26.1	1.0	1.3	81.5	0.7	1.7	2.4	0.5	0.3	0.2	0.7	1.1
Overall			827	707	31.5	16.2	6.2	13.0	47.8	1.4	3.7	36.9	2.4	2.9	83.7	1.0	5.1	6.1	2.3	0.8	0.5	1.4	2.0

TRANSACTIONS: Drafted by the Charlotte Bobcats with the No. 19 pick in the 2011 NBA Draft... As part of a three-team trade, traded by the Charlotte Bobcats with Stephen Jackson and Shaun Livingston to the Milwaukee Bucks; the Milwaukee Bucks traded Corey Maggette to the Charlotte Bobcats; the Milwaukee Bucks traded Jimmer Fredette and John Salmons to the Sacramento Kings; the Sacramento Kings traded Bismack Biyombo to the Charlotte Bobcats; and the Sacramento Kings traded Beno Udrih to the Milwaukee Bucks on 6/23/11...Traded by the Milwaukee Bucks with Doron Lamb, Beno Udrih and cash to the Orlando Magic for Gustavo Ayon, J.J. Redick and Ishmael Smith on 2/21/13...Signed a multi-year contract with the Orlando Magic on 7/14/15...Traded by the Orlando Magic to the Detroit Pistons for Ersan Ilyasova and Brandon Jennings on 2/16/16...Traded by the Detroit Pistons with Avery Bradley, Boban Marjanović, a 2018 1st round draft pick (Miles Bridges was later selected) and a 2019 2nd round draft pick to the Los Angeles Clippers for Blake Griffin, Bryce Johnson and Willie Reed on 1/29/18...Traded by the Los Angeles Clippers with Boban Marjanović and Mike Scott to the Philadelphia 76ers for Wilson Chandler, Mike Muscala, Landry Shamet, a 2020 first-round draft pick, a 2021 first-round draft pick, a 2021 second-round draft pick and a 2023 second-round draft pick on 2/6/19...Signed a five-year contract with the 76ers on 7/10/19.

PRO CAREER: Holds career averages of 16.2 points (47.8 FG%, 36.9 3P%, 83.1 FT%), 6.1 rebounds, 2.3 assists and 31.5 minutes in 827 games (707 starts) over 12 NBA seasons with Philadelphia, the L.A. Clippers, Detroit, Orlando and Milwaukee.

2022-23 (PHI): Saw action in 74 games (all starts), where he averaged 14.7 points, 5.7 rebounds and 2.5 assists while shooting 50.1% from the floor, 38.9% from three and 87.6% from the foul line...This marked the second season of Harris' career shooting at least 50%, both coming with Philadelphia...Scored 20 points 18 times...Tied a career high with three blocks against the Lakers on Jan. 15...Had seven games with at least four made threes...Recorded three steals on seven occasions, the second-most of his career.

2021-22 (PHI): Saw action in 73 games this season (all starts) with averages of 17.2 points, 6.8 rebounds and a career-high-tying 3.5 assists per outing in 34.8 minutes per game...These

numbers were aided by 18 games where he totaled at least five rebounds and five assists which were the most for a single season of his career...Had two games this season with at least five makes from three marking the fourth season of his career with multiple such games...Posted 30 points in four games this season, making this the fourth season in a row he has had at least four 30-point games...Posted 43 rejections which are the third-most for a single season in his career and was one of four 76ers this season with 40-or-more blocks...Recorded his first career triple-double against Toronto on 12/28 with 19 points, 12 rebounds and a career high 10 assists...Tied his career high of three blocks against Detroit on March 31...Averaged 20 points in the month of January with a total of 297 points which are the second-most he has scored in the month during his career...Was one of two players in the month of January with at least 295 points while shooting at least 50-percent from the floor and 40-percent from three.

2020-21 (PHI): In 62 games (all starts) with the 76ers, averaged 19.5 points, 6.8 rebounds, a career-high 3.5 assists and tied a career high with 0.8 steals per contest...Shot a career-high .512 from the field, which ranked in the top-20 in the NBA, also shot a career-best .892 from the foul line which ranked 10th in the league this season...This season's percentage from the charity stripe ranks 11th all-time in 76ers history for a single season...Led the team in scoring 18 times, in rebounds eight times and totaled at least three steals in three games...Tied his career high in blocks for a single game with three against Charlotte (1/2)...Set a new high for total blocks in a season with 51...Was one of just two players to average at least 19 points per game while shooting at least 50-percent from the field, 39-percent from three and 89-percent from the foul line...One of four players in the NBA to total at least 1,200 points along with 50 steals and 50 blocks...Was one of three players in the league that had at least 1,200 points and fewer than 110 turnovers...Had a season-high 36 points on Feb. 15 against the Jazz, one of his three 30-point games on the season...Had three games with at least four made threes, all of which he shot over 50-percent from deep...Had three games with at least nine makes from the foul line, including going 9-9 from the line against Charlotte (2/3)...Pulled down a season-high 15 boards against

Houston (2/17) with 14 coming off the defensive glass...Tallied 11

CONTINUED ON PAGES 87-89



#25 DANUEL HOUSE JR.

HEIGHT
WEIGHT
YEARS PRO
FROM
BORN

6' 6"
220
7
TEXAS A&M/USA
6/7/93

PHILA

PLAYOFF HIGHS

PTS	21	at OKC	8/24/20
FG	8	at OKC	8/24/20
FGA	15	at OKC	8/24/20
3FG	4	at OKC	8/24/20
3FGA	10 (2)	at OKC	8/24/20
FT	4	vs. OKC	8/20/20
FTA	4 (4)	at DAL	4/25/22
OR	3 (2)	vs. OKC	8/20/20
DR	7 (2)	at OKC	8/29/20
TR	10	at OKC	8/22/20
AST	5	vs. OKC	8/18/20
STL	3	at OKC	8/31/20
BLK	1 (3)	at DAL	4/25/22
MIN	41:42	at OKC	8/22/20

CAREER HIGHS

PTS	23	vs. MIA	11/27/19
FG	10	vs. MIA	11/27/19
FGA	18 (2)	vs. MIA	11/27/19
3FG	6	vs. MIA	11/27/19
3FGA	12	vs. MIA	11/27/19
FT	9 (2)	at ATL	4/7/23
FTA	10 (2)	at ATL	4/7/23
OR	4 (2)	vs. MIA	11/27/19
DR	10	vs. MIA	11/27/19
TR	12	vs. MIA	11/27/19
AST	7	at MIL	5/7/21
STL	6	vs. MIA	11/27/19
BLK	3 (2)	at NYK	2/13/21
MIN	45:35	vs. MIA	11/27/19
PTS	18 (2)	vs. HOU	1/3/22
FG	6 (2)	vs. HOU	1/3/22
FGA	18	vs. DEN	1/9/21
3FG	5	vs. HOU	1/3/22
3FGA	11	vs. DEN	1/9/21
FT	9 (2)	at ATL	4/7/23
FTA	10 (2)	at ATL	4/7/23
OR	2 (2)	at GSW	11/24/21
DR	8	at UTA	11/16/21
TR	8	at UTA	11/16/21
AST	4	at ATL	1/11/21
STL	2 (7)	vs. DET	4/10/22
BLK	2	vs. MIA	1/12/21
MIN	44:51	vs. DEN	1/9/21



DANUEL HOUSE JR.

NBA REGULAR SEASON STATISTICS

CAREER REGULAR SEASON STATS																							
SEASON	TEAM	AGE	GP	GS	MIN	PTS	FGM	FGA	FG%	3PM	3PA	3P%	FTM	FTA	FT%	ORB	DRB	REB	AST	STL	BLK	TOT	PP
2022-23	PHI	30	56	5	14.4	4.8	1.7	3.5	47.2	0.7	2.0	33.6	0.8	1.3	75.0	0.2	1.5	1.7	0.8	0.3	0.2	0.5	1.2
2021-22	HOU	29	16	1	14.5	4.8	1.6	4.6	33.8	0.6	2.3	29.4	1.1	1.2	89.5	0.3	2.4	2.7	1.2	0.3	0.3	1.1	1.0
2021-22	NYK	29	1	0	3.4	0.0	0.0	1.0	0.0	0.0	1.0	0.0	0.0	0.0	0.0	0.0	0.0	0.0	0.0	0.0	0.0	0.0	0.0
2021-22	UTA	29	25	6	19.6	6.8	2.2	4.9	44.7	1.4	3.3	41.5	1.1	1.6	69.2	0.6	2.2	2.7	1.9	0.6	0.5	0.6	1.4
2021-22	TOT	29	42	7	17.3	5.9	1.9	4.7	40.4	1.0	2.8	37.6	1.0	1.4	75.9	0.4	2.2	2.6	1.0	0.5	0.4	0.8	1.2
2020-21	HOU	28	36	23	25.9	8.8	3.1	7.6	40.4	1.5	4.3	34.6	1.1	1.8	65.1	0.5	3.2	3.7	1.9	0.6	0.4	1.0	1.9
2019-20	HOU	27	63	52	30.4	10.5	3.7	8.6	42.7	2.0	5.6	36.3	1.2	1.4	81.1	0.9	3.3	4.2	1.3	1.1	0.5	0.9	2.1
2018-19	HOU	26	39	13	25.1	9.4	3.0	6.5	46.8	1.9	4.6	41.6	1.4	1.8	78.9	0.6	2.9	3.6	1.0	0.5	0.3	0.9	2.1
2017-18	PHI	25	23	3	17.5	6.6	2.4	5.6	43.4	0.7	2.5	25.9	1.1	1.3	80.6	0.6	2.7	3.3	1.1	0.3	0.3	0.5	1.0
2016-17	WAS	24	1	0	0.8	0.0	0.0	0.0	0.0	0.0	0.0	0.0	0.0	0.0	0.0	0.0	1.0	1.0	0.0	0.0	0.0	0.0	0.0
Overall			260	103	22.2	7.7	2.6	6.1	43.3	1.4	3.7	36.2	1.1	1.4	76.1	0.3	2.6	3.2	1.2	0.6	0.4	0.8	1.6

TRANSACTIONS: Was not selected in the 2016 NBA Draft... Signed as a rookie free agent with Washington on July 26, 2016... Waived by Washington on March 1, 2017... Signed as a free agent with Houston on Oct. 13, 2017... Waived by Houston on Oct. 14, 2017... Signed a two-way contract with Phoenix on Dec. 8, 2017... Signed as a free agent with Golden State on July 25, 2018... Waived by Golden State on Oct. 12, 2018... Signed as a free agent with Houston on Nov. 26, 2018 and was waived on Dec. 4, 2018 before signing a two-way contract on Dec. 6, 2018; was converted to a standard NBA contract on March 13, 2019... Re-signed with Houston on July 17, 2019... Waived by Rockets on Dec. 18, 2021... Signed 10-day contract with New York Knicks on Dec. 23, 2021... Signed 10-day contract with Utah Jazz on Jan. 6, 2022... Signed second 10-day with Jazz on Jan. 18, 2022... Signed 10-day contract with Jazz on Feb. 11, 2022... Signed as a free agent with the Philadelphia 76ers on July 6, 2022.

PRO CAREER: Has appeared in 250 total NBA games (103 starts) with Philadelphia, Washington, Phoenix, Houston, New York and Utah... Holds career averages of 7.7 points (43.3% FG, 36.2% 3FG, 76.1% FT), 3.2 rebounds, 1.2 assists, 0.6 steals, and 24.2 minutes.

G LEAGUE: Holds career marks of 18.2 points (.450 FG, .368 3FG, .789 FT), 5.3 rebounds, 3.0 assists, 1.2 steals, and 32.0 minutes in 60 games (42 starts) with Delaware (2016-17), Northern Arizona (2017-18), and Rio Grande Valley (2017-19).

2023-23 (PHI): Appeared in 56 games with Philadelphia (five starts) averaged 4.8 points and 1.7 rebounds... Scored in double figures six times including once as a starter... Had six games with multiple made threes... Recorded multiple steals in four appearances.

2021-22 (HOU/NYK/UTA): Posted averages of 5.9 points, 2.6 rebounds, and 1.0 assists... He shot .376 from beyond the arc, connecting on at least four three-pointers in three separate games... Tallied 10-plus points on six occasions, including a season-high 21-point performance on 7-of-11 shooting (4-6 3FG) at Memphis on Jan. 28.

2020-21 (HOU): In 36 games with 23 starts for Houston, averaged 8.8 ppg (.404 FGs, .346 3FGs, .651 FTs), 3.7 RPG and 1.9 APG in 25.9 minutes per game... Missed four games (Jan. 4-Jan. 10, 2021) due to back spasms, seven games (Jan. 12-Jan. 23, 2021) while self-isolating, five games (Mar. 3-Mar. 16, 2021) with a right knee contusion, two games (Mar. 26-Mar. 27, 2021) due to personal reasons, 10 games with a right ankle sprain (Apr. 5-Apr. 21, 2021) and seven games (Apr. 29-May 5, 2021; May 12-May 16, 2021) with right ankle soreness... recorded one DNP-CD... Averaged 1.5 3FGM on .346 shooting after averaging 2.0 on .381 shooting his first two seasons as a Rocket... Hit 2+ 3FGM 17 times, including 3+ seven times.

2019-20 (HOU): In 63 games with 52 starts for Houston, averaged 10.5 ppg (.427 FG, .363 3FG, .811 FT), 4.2 RPG, 1.3 APG and 1.1 SPG in 30.4 minutes... Missed three games (11/13-11/16/19) with a sacral contusion, one game (11/22/19) with left shoulder soreness, two games (11/30-12/3/19) due to illness and three games with a left toe sprain (8/11-8/14/20)... Rockets were 35-17 when he started and 9-11 otherwise... Scored in double-figures 35 times, including 20+ six times... Scored 20+ points in four of his final 24 games played after doing so twice over his first 78 games played as a Rocket dating back to 2018-19... Averaged 2.0 3FGM and hit 2+ 37 times, including 3+ 22 times and 4+ 12 times... Recorded his first two double-doubles (1/27/20

at Utah and 2/2/20 vs. New Orleans)... Playoffs 2020: Appeared in nine games with four starts for Houston during its run to the Conference Semifinals, averaging 11.4 ppg (.435 FG, .358 3FG, .769 FT), 5.8 RPG and 1.4 APG in 31.0 minutes... Had 21 points in Game 4 of the First Round series vs. Oklahoma City... Had a double-double with 15 points and 10 rebounds in Game 3 of the First Round series against the Thunder.

2018-19 (HOU): In 39 games with 13 starts for Houston, averaged 9.4 ppg (.468 FG, .416 3FG, .789 FT), 3.6 RPG and 1.0 APG in 25.1 minutes... Signed as a free agent with Houston on 11/26/18... Was playing for the Rockets single-affiliation NBA G League partner, Rio Grande Valley... Was waived on 12/4/18 then signed a two-way contract with the Rockets on 12/6/18... Was converted to a standard NBA contract on 3/13/19... Recorded one DNP-CD... In 18 G League games for Rio Grande Valley in the G League, averaged a team-high 20.7 points per game (.423 FG, .325 3FG, .777 FT), 4.5 RPG, 3.8 APG and 1.3 SPG in 34.0 minutes per game... Started 13 games (Rockets 10-3 mark), including 12 straight from 12/22/18-1/14/19... Scored 10+ points 18 times (Rockets 14-4 mark)... Hit 2+ 3FGM 22 times, including 3+ 14 times and 4+ seven times... Summer 2018: Started all five games for Houston in the 2018 NBA Summer League in Las Vegas, averaging 16.8 ppg (.412 FG, .371 3FG, .600 FT), 5.2 RPG, 3.2 APG and 1.0 SPG in 27.1 mpg... In 23 games with three starts, averaged 6.6 points (.434 FG, .259 3FG, .806 FT), 3.3 rebounds and 1.1 assists in 17.5 minutes per game... Missed one game due to illness on 1/16/18... In a combined 35 G League games for Rio Grande Valley and Northern Arizona, averaged 17.9 points (.465 FGs, .386 3FG, .815 FT)... Averaged 14.6 points (.492 FGs), 6.2 rebounds and 3.4 assists in 36.3 minutes per game over the final five games of the season... Scored 10+ points in four of those five games, including 22 vs. Golden State on 4/8/18... In three games with one start for Washington in the NBA Summer League in Las Vegas, averaged 5.3 points (.294 FG, .167 3FG, .625 FT) and 4.3 rebounds in 16.0 minutes per game.

2016-17 (WAS): Appeared in one game, going scoreless in a minute played vs. Cleveland on 11/11/16... Missed 39 games with a right wrist fracture from 11/25/16-2/8/17... In seven G League games for Delaware, averaged 13.3 points (.449 FG, .406 3FG, .667 FT), 5.7 rebounds, 2.0 assists and 1.1 steals in 26.7 minutes per game... Appeared in five games for Washington in the NBA Summer League in Las Vegas, averaging 11.2 points (.340 FG, .400 3FG, .667 FT), 3.2 rebounds and 1.2 steals in 18.8 minutes per game.

COLLEGE: Played his first two seasons at Houston before transferring to Texas A&M for his final two seasons... Led the Aggies in scoring in both of his seasons... For his career, averaged 14.1 points, 4.7 rebounds and 2.0 assists... Averaged 2.2 3FGM over his final two seasons... Earned honorable mention All-American by the Associated Press as a senior... Was named First Team All-SEC by conference coaches as a junior and Second Team as a senior... Scored all 22 of his points after the 5:14 mark of the second half during Texas A&M's comeback win over Northern Iowa in the second round of the 2016 NCAA Tournament.

PERSONAL: Son of Lisa and Danuel House Sr. ... Has three brothers (Jerrel, Terrel, Danuel III) and a sister (Dannisha)... Enjoys swimming and watching movies... His first job was working in a retail store.

#30 FURKAN KORKMAZ

HEIGHT 6' 7"
WEIGHT 202
YEARS PRO 5
FROM BANVIT B.K./TURKEY
BORN 7/24/97

CAREER HIGHS

PTS	34	vs. MEM	2/7/20
FG	13	vs. MEM	2/7/20
FGA	18	vs. MIL	11/9/21
3FG	7 (2)	at CHI	11/6/21
3FGA	13	vs. IND	3/1/21
FT	6 (3)	vs. TOR	8/12/20
FTA	7	vs. ATL	2/24/20
OR	3 (2)	vs. MEM	2/7/20
DR	10	vs. MEM	1/3/22
TR	11	vs. HOU	1/3/22
AST	6 (3)	vs. HOU	1/3/22
STL	5	at OKC	4/10/21
BLK	2 (7)	at ATL	6/14/21
MIN	44:58	vs. MIL	11/9/21

PLAYOFF HIGHS

PTS	14	at ATL	6/11/21
FG	4 (4)	at ATL	6/14/21
FGA	9 (3)	at ATL	6/18/21
3FG	3	at ATL	6/11/21
3FGA	6	at ATL	6/11/21
FT	4	vs. WAS	5/26/21
FTA	5 (3)	vs. ATL	6/16/21
OR	2	at ATL	6/18/21
DR	5 (2)	at MIA	5/4/22
TR	6	at MIA	5/4/22
AST	3	at TOR	4/27/19
STL	2	at ATL	6/11/21
BLK	2	at ATL	6/14/21
MIN	28:40	vs. ATL	6/16/21



FURKAN KORKMAZ

NBA REGULAR SEASON STATISTICS

SEASON	TEAM	AGE	GP	GS	MIN	PTS	FGM	FGA	FG%	3PM	3PA	3P%	FTM	FTA	FT%	REB	ORB	DRB	AST	STL	BLK	TOV	PF
2022-23	PHI	25	37	0	9.6	3.8	1.3	3.0	43.2	0.5	1.2	39.1	0.7	1.0	72.2	0.2	1.0	1.1	0.6	0.3	0.1	0.6	0.5
2021-22	PHI	24	67	19	21.1	7.6	2.7	7.0	38.7	1.1	4.0	28.9	1.0	1.3	81.0	0.3	2.3	2.6	1.9	0.5	0.1	0.7	0.9
2020-21	PHI	23	55	11	19.3	9.1	3.1	7.7	40.1	1.8	4.9	37.5	1.1	1.5	73.2	0.3	1.7	2.1	1.5	0.9	0.2	0.8	1.2
2019-20	PHI	22	72	12	21.7	9.8	3.4	7.8	43.0	2.0	4.9	40.2	1.1	1.4	75.5	0.3	2.1	2.3	1.1	0.6	0.2	0.8	1.4
2018-19	PHI	21	48	7	14.2	5.8	2.0	5.1	40.0	1.0	3.0	32.6	0.8	0.9	81.3	0.3	1.9	2.2	1.1	0.6	0.0	0.5	1.3
2017-18	PHI	20	14	0	5.7	1.6	0.6	2.0	28.6	0.4	1.2	29.4	0.1	0.3	50.0	0.1	0.6	0.8	0.3	0.1	0.1	0.1	0.9
Overall:			293	49	17.6	7.4	2.6	6.3	40.6	1.3	3.7	35.6	0.9	1.2	76.4	0.3	1.8	2.1	1.2	0.6	0.1	0.7	1.1

TRANSACTIONS: Selected by Philadelphia with the No. 26 pick in the 2016 NBA Draft. Re-signed with Philadelphia on July 25, 2019. Re-signed with 76ers on Aug. 9, 2021.

PRO CAREER: Holds career averages of 7.4 points (40.6 FG%, 35.6% 3P%, 76.4% FT%), 2.1 rebounds and 17.6 minutes in 256 games (49 starts) over five NBA seasons with Philadelphia.

2022-23 (PHI): Appeared in 37 games, averaging 3.8 points in 9.6 minutes per game... Scored a season-high 17 points and dished out a season-best four assists against the Magic on Nov. 27... Drained multiple threes on four occasions... Posted two-or-more steals in three games... Shot 50-percent-or-better in 13 games, including a career-high seven games without a miss.

2021-22 (PHI): Appeared in 67 games (a career-high 19 starts), averaging 7.6 points, with career highs of 2.3 rebounds and 1.9 assists in 21.1 minutes per game... Scored a season-high 25 points Chicago on Nov. 6 when he tied a career best with seven made threes... Grabbed a career-high 11 rebounds against Houston on Jan. 3... Dished out a career-high-tying six assists on two separate occasions... Logged a career-high 44:58 minutes against the Bucks on Nov. 9... Recorded 18 double-figure scoring games... Had multiple threes made in 20 games... Shot .500-or-better from the field in 19 contests... Was a plus-10 or better in 12 games.

2020-21 (PHI): Appeared in 55 games (11 starts), averaging 9.1 points, 2.1 rebounds and a career-high 1.5 assists in 19.3 minutes per game... Scored a season-high 20 points at Oklahoma City (4/10)... Grabbed a career-high-tying seven rebounds at Toronto (2/23)... Dished out a season-high four assists on five separate occasions... Stole the ball a career-high five times at Boston (4/10)... Recorded two blocked shots three times this season, at Denver (3/30), vs. Indiana (3/01) and vs. Washington (12/23)... Recorded 25 double-figure scoring games... Had multiple steals in 12 games... Shot .500-or-better from the field in 15 contests... Missed 17 games this season, 11 with a left adductor strain and six due to a right ankle sprain.

2019-20 (PHI): Played in 72 games (12 starts) and averaged a career-high 9.8 points, 2.3 rebounds and 1.1 assists in 21.7 minutes per contest... Shot .430 from the field, .402 from three-point range and .755 from free-throw line... Led team in three-pointers made with 143... Scored a career-high 34 points on 13-17 (.765) shooting from the field while making a career-high seven three pointers on Feb. 7 vs. Memphis... His seven three-pointers tied a 2019-20 76ers individual, single-game high (Shake Milton at LAC on March 1)... Connected on at least three three-pointers in 26 contests, including four-or-more threes on nine occasions... Made game-winning three with 0.4 seconds remaining in 129-128 victory on Nov. 2 at Portland... Missed one game with a left ankle sprain (Nov. 24)... Including the postseason, led the team in scoring four times, assists once, steals 12 times and blocks three times... Made his 100th career three-pointer on Dec. 23 at Detroit... Scored his 1,000th career point on Aug. 14 at Houston.

2018-19 (PHI): Appeared in 48 games (seven starts) averaging 5.8 points, 2.2 rebounds and 1.1 assists in 14.1 minutes played per game, while shooting .400 from the field, .326 from three-point range and .818 from the free-throw line... Scored a career-high

18 points on two occasions, vs. Detroit (12/10) and vs. Brooklyn (12/12)... Brought down a career-high seven rebounds vs. Detroit (12/10)... Handed out a career-high six assists vs. Brooklyn (12/12)... Recorded a career-high three steals on three occasions, vs. Brooklyn (12/12), vs. Toronto (12/22) and at Portland (12/30)... Blocked one shot on two occasions, at Detroit (12/7) and at Cleveland (12/16)... Reached double figures in points in 12 games... Hand five-plus rebounds in six contests... Made multiple three-point field goals in 15 games... Averaged 7.6 points per game during the month of December.

2017-18 (PHI): Appeared in 14 games averaging 1.6 points and 0.8 rebounds in 5.7 minutes per game... Made his NBA debut at Golden State (11/11) where he scored the first two points of his career while grabbing two rebounds in three minutes of play... Scored a career-high five points on two separate occasions, at New Orleans (12/10) and vs. Brooklyn (4/3)... Grabbed a career-high three rebounds at New Orleans (12/10).

NBA G LEAGUE:

2017-18 (DEL): Appeared in nine games (nine starts) with the Delaware Blue Coats, averaging 15.4 points, 5.2 rebounds and 3.1 assists in 31.9 minutes... Scored a season-high 27 points vs. Wisconsin (11/21)... Grabbed a season-high 10 rebounds as well as contributed a season-high six assists vs. Westchester (11/6).

INTERNATIONAL: 2016-17: Spent the season with Banvit (Turkey) on loan from Anadolu Efes, helping Banvit win the team's first Turkish Cup in February... In 21 games, he averaged 11 points and four rebounds while shooting 49 percent from the field and 40 percent from three-point range... Korkmaz also helped Banvit reached its first Basketball Champions League Final... He was later named the Basketball Champions League "Best Young Player" after averaging 11 points and five rebounds while shooting 50 percent from three-point range in eight BCL games... 2015-16: Korkmaz played with former 76ers forward Dario Šarić with Anadolu Efes... In 37 games, Korkmaz averaged five points while shooting 48 percent from the field.

MORE: A native of Istanbul, Korkmaz has been named a Turkish Basketball Super League All-Star three times and is a two-time Turkish Cup champion... Has represented his home country of Turkey in international play on multiple occasions... Earned a gold medal at the 2014 FIBA Europe Under-18 Championship and a silver medal at the same event in 2015.

#0 TYRESE MAXEY

HEIGHT 6' 2"
WEIGHT 200
YEARS PRO 3
FROM KENTUCKY/USA
BORN 11/04/00

CAREER HIGHS

PTS	44	at TOR	10/28/22
FG	18	vs. DEN	1/9/21
FGA	33	vs. DEN	1/9/21
3FG	9	at TOR	10/28/22
3FGA	12	at TOR	10/28/22
FT	10	at MIL	2/17/22
FTA	19	at MIL	2/17/22
OR	3	at OKC	10/24/21
DR	8 (3)	at TOR	10/28/22
TR	9 (2)	at TOR	4/18/22
AST	10	vs. LAL	1/27/22
STL	4	at MIN	2/25/22
BLK	4	vs. MEM	1/31/22
MIN	46:10	vs. CHI (2OT)	3/22/23

PLAYOFF HIGHS

PTS	38	vs. TOR	4/16/22
FG	14	at TOR	4/16/22
FGA	24	at BOS	5/1/23
3FG	6 (2)	at BOS	5/9/23
3FGA	13	vs. BKN	4/17/23
FT	9	at MIA	5/4/22
FTA	11	at MIA	5/4/22
OR	5	vs. BOS	5/7/23
DR	8	vs. TOR	4/18/22
TR	9	vs. TOR	4/18/22
AST	8 (2)	at TOR	4/28/22
STL	4	at BOS	5/1/23
BLK	3	vs. WAS	5/26/21
MIN	47:20	at TOR	4/20/22



TYRESE MAXEY

NBA REGULAR SEASON STATISTICS

CAREER REGULAR SEASON STATS																							
SEASON	TEAM	AGE	GP	GS	MIN	PTS	FGM	FGA	FG%	3PM	3PA	3P%	FTM	FTA	FT%	ORB	DRB	REB	AST	STL	BLK	TOTV	PF
2022-23	PHI	22	60	41	33.6	20.3	7.3	15.2	48.1	2.7	6.2	43.4	3.0	3.6	84.5	0.4	2.6	2.9	3.5	0.8	0.1	1.3	2.2
2021-22	PHI	21	75	74	35.3	17.5	6.4	13.3	48.5	1.8	4.1	42.7	2.8	3.3	86.6	0.3	2.9	3.2	4.3	0.7	0.4	1.2	2.1
2020-21	PHI	20	61	8	15.3	8.0	3.2	7.9	46.2	0.5	1.7	30.1	1.0	1.1	87.1	0.2	1.5	1.7	2.0	0.4	0.2	0.7	1.3
Overall		196	129	28.6	15.4	5.7	11.9	47.9	1.6	4.0	41.4	2.3	2.7	85.8	0.3	2.3	2.7	3.3	0.7	0.3	1.1	1.9	

TRANSACTIONS: Selected by Philadelphia with the No. 21 overall pick in the 2020 NBA Draft... Signed by the 76ers on Dec. 2, 2020.

PRO CAREER: Has appeared in 196 games (123 starts) with averages of 15.4 points (47.9 FG%, 41.4 3P%, 85.8 FT%), 2.7 rebounds and 3.3 assists through his third season with Philadelphia.

2022-23 (PHI): Appeared in 60 games (41 starts) with career-highs in points per game (20.3), three-point percentage (43.4%) and steals (0.8)...Ranked fifth in the NBA in three-point percentage while ranking fourth all-time in team history... Drained a career-best nine threes against the Raptors on Oct. 28 en route to a career-high 44 points...Had 33 games with at least 20 points (third-most on team)...Drained five-or-more threes a team-best 11 times which is tied for the second-most by a 76er in a single season...Recorded multiple steals on nine occasions... Had 24 games shooting 50-percent-or-better from three.

2021-22 (PHI): Appeared in 75 games (74 starts) this season... Was the team's third-highest scorer at 17.5 points per game which marked and 8.5-point increase, the highest by any second-year player this season...Ranked fourth among all sophomores in scoring and assists (4.3)...Ended the season with the third-highest three-point percentage in the NBA at .427 after shooting .301 as a rookie...Was the eighth player in 76ers history to shoot at least .425 from three as a sophomore... Ended the regular season with a 3.6 assist-turnover ratio which ranked in the top-10...One of 20 players to have fourth quarter totals of at least 315 points and 60 assists...Shot .481 from three in fourth quarters this season, ranking within the league's top-five...Registered 25 of his 28 career 20-point games this past season...Posted 13 games of at least 25 points which are the ninth-most by a 76er in their second season...Had five games of at least 30 points which were the fifth-most among all first and second-year players...Had a career-best 18 games with at least three makes from deep...Drained a career-high eight threes against the Pacers on April 5...Recorded his first double-double against the Lakers on 1/27...Had three games of a season-high 33 points...Posted a career-high four steals against the Timberwolves on Feb. 25...Registered a career-high four block versus Memphis on Jan. 31...Had his first career game with at least 10 made free throws against Milwaukee on Feb. 17... Represented the 76ers during All-Star weekend in both the Clorox Rising Stars game and Clutch Challenge.

2020-21 (PHI): Appeared in 61 games averaging 8.0 points and 1.7 rebounds in 15.3 minutes per game...Made his NBA debut vs. Washington (12/23) where he scored the first six points of his career while grabbing two rebounds in 11 minutes of play... Scored a career-high 39 points against Denver (1/9)...Grabbed a career-high seven rebounds on two occasions, vs. Denver (1/9) and vs. Orlando (5/16)...Posted a career-high eight assists against the Heat (1/12)...Totaled at least two steals on six occasions, including a career-high three swipes on Jan. 25 at Detroit...Finished the season with two games with at least 30 points, vs. Denver (1/9) and vs. Orlando (5/16)...Became the third rookie in 76ers franchise history and the only rookie this season with at least two 30-5-5 performances...Was in the top-20 among rookies in scoring (8.0) and assists (2.0)...Finished the season with the 14th-most points (488) and assists (120) among rookies.

MORE: Born Nov. 4, 2000 in Dallas, TX... Hometown is Garland, TX... Parents are Denyse and Tyrone Maxey... Has three sisters, Denasia, Talia and Keiara... Father played basketball at Washington State... Has seen every Marvel movie since 2008... Played at South Garland High School... Tabbed Texas Mr. Basketball in 2019... Also named the Dallas-Fort Worth Area Player of the Year... Two-time All-State selection... Helped the United States earn a gold medal with the U-18 U.S. National Team in the 2018 U-18 FIBA Americas... McDonald's All-American selection and scored 13 points in that game.

COLLEGE: KENTUCKY (2019-20) Appeared in 31 games (28 starts) and tallied 14.0 points, 4.3 rebounds and 3.2 assists in a team-high 34.5 minutes per contest... Held shooting percentages of .427 from the field, .292 from three-point range and .833 from the free-throw line... Named to the 2019-20 All-SEC Second Team as well as the SEC All-Freshman Team... 2019-20 SEC First-Year Academic Honor Roll member... Three-time SEC Freshman of the Week... Notched a team-best 19.0 points per game in contests against top-25 opponents last season... Led UK's guards in rebounds and was second on the team in points, 3-point field goals (33), free-throw percentage (.833), steals and assists ... Posted 22 games in double figures with a team-high three games with 25 or more points ... Led the team in scoring in eight games ... Recorded 17 points, a career-high tying seven rebounds and four assists in the win over No. 15/15 Auburn to clinch the SEC regular-season championship ... Named Bluegrass Sports Commission MVP against Louisville after scoring a career-high 27 points in the win over the Cardinals ... Performance vs. Louisville was the most points scored by a UK player in the series since Jodie Meeks had 28 on Jan. 5, 2009, and marked the most ever by a freshman Wildcats against Louisville ... Also drained a career-high-tying four 3-pointers vs. the Cardinals ... Enjoyed a sensational debut on the national stage in Madison Square Garden with 26 points on 7-of-12 shooting, including a long 3-pointer with just over a minute left, to beat No. 1/1 Michigan State ... The 26 points vs. MSU were the most by a UK freshman in a debut in school history ... Only Mike Casey, who scored 28 as a sophomore on Dec. 2, 1967, debuted with more to a start to a UK career ... His first points in the game came just after the midway point of the first half, but he scored seven straight points to help Kentucky earn an 11-point halftime lead ... From the 10:03 mark of the second half until Ashton Hagans hit a pair of free throws with 37 seconds to play, he scored or assists on 14 straight UK points as the Cats fended off Michigan State's rally.

#8 DE'ANTHONY MELTON

HEIGHT 6' 2"
WEIGHT 200
YEARS PRO 5
FROM USC/USA
BORN 5/28/98

CAREER HIGHS

PTS	33	vs. LAL (OT)	12/9/22
FG	11	vs. LAL	12/9/22
FGA	18	vs. WAS	1/29/22
3FG	8	vs. LAL (OT)	12/9/22
3FGA	12	vs. LAL (OT)	12/9/22
FT	10	at SAC	2/20/20
FTA	11 (2)	at DEN	1/21/22
OR	4 (4)	at ATL	11/10/22
DR	9	at DEN	1/21/22
TR	11	at LAC	1/8/22
AST	10	at PHX	1/12/19
STL	6	at TOR	8/9/20
BLK	3 (2)	at GSW	10/28/21
MIN	43:04	vs. LAL (OT)	12/9/22

PLAYOFF HIGHS

PTS	17	at BOS	5/1/23
FG	6	at BOS	5/1/23
FGA	14	at GSW	5/7/22
3FG	5	at BOS	5/1/23
3FGA	8	at GSW	5/7/22
FT	2 (3)	vs. BOS	5/5/23
FTA	2 (7)	vs. BOS	5/5/23
OR	3 (2)	at BOS	5/14/23
DR	8	vs. BOS	5/5/23
TR	8 (2)	vs. BOS	5/5/23
AST	5	vs. BKN	4/15/23
STL	4	vs. BOS	5/5/23
BLK	3	vs. GSW	5/3/22
MIN	30:10	vs. BOS	5/5/23



DE'ANTHONY MELTON

NBA REGULAR SEASON STATISTICS

CAREER REGULAR SEASON STATS																							
SEASON	TEAM	AGE	GP	GS	MIN	PTS	FGM	FGA	FT%	OPM	OPM	OP%	FTM	FTA	FT%	OREB	DREB	AST	STL	BLK	TOV	PP	
2022-23	PHI	25	77	58	27.9	10.1	3.6	8.5	42.5	2.0	5.2	39.0	0.9	1.1	79.3	0.9	3.2	4.1	2.6	1.6	0.5	1.3	2.5
2021-22	MEM	24	73	15	22.7	10.8	3.8	9.5	40.4	1.5	5.1	37.4	1.2	1.6	75.0	0.9	3.6	4.5	2.7	1.4	0.5	1.5	1.8
2020-21	MEM	23	52	1	20.1	9.1	3.3	7.6	43.8	1.7	4.1	41.2	0.8	1.0	80.4	0.6	2.5	3.1	2.5	1.2	0.6	1.3	1.6
2019-20	MEM	22	60	8	19.5	7.6	2.7	6.7	40.1	0.7	2.3	28.6	1.6	2.0	76.9	0.7	3.0	3.7	2.9	1.3	0.3	1.4	1.8
2018-19	PHI	21	50	31	19.7	5.0	2.0	5.1	39.1	0.6	1.9	30.5	0.4	0.6	75.0	0.5	2.2	2.7	3.2	1.4	0.5	1.5	2.3
Overall			312	113	22.4	8.8	3.2	7.7	41.4	1.4	3.9	37.0	1.0	1.3	77.3	0.7	3.0	3.7	2.7	1.4	0.5	1.4	2.0

TRANSACTIONS: Selected by the Houston Rockets with the 46th overall pick in the second round of the 2018 NBA Draft on June 21, 2018... Draft rights traded by the Houston Rockets with Ryan Anderson to the Phoenix Suns for Marquese Chriss and Brandon Knight on Aug. 31, 2018... Signed a multi-year contract with the Phoenix Suns on Sept. 21, 2018... Traded by the Phoenix Suns with Josh Jackson

and two future second round draft picks to the Memphis Grizzlies for Kyle Korver and Jevon Carter on July 6, 2019... Re-signed with the Memphis Grizzlies to a multi-year contract on Nov. 22, 2020... Acquired by Philadelphia on June 24, 2022, for the draft rights to the No. 23 selection in the 2022 NBA Draft (Pro Roddy) and Danny Green.

PRO CAREER: Five-year NBA veteran has appeared in 312 games (113 starts) with the Phoenix Suns, Memphis Grizzlies and Philadelphia 76ers... Has averaged 8.8 points, 3.76 rebounds, 2.7 assists and 1.4 steals in 22.4 minutes while shooting 41.4% from the field, 37.0% from 3-point range and 77.1% from the free throw line.

NBA G LEAGUE: Has started all of his eight NBA G League games with the Northern Arizona Suns and Memphis Hustle... Has averaged 18.1 points, 6.8 rebounds, 5.8 assists and 1.25 steals in 32.8 minutes while shooting 42.6 percent from the field, 31.5 percent from 3-point range and 75.0 percent from the free throw line... Has scored in double figures seven times, including three games with at least 20 points... Has grabbed double-digit rebounds once... Has recorded double-digit assists once... Has registered one triple-double.

2022-23 (PHI): Appeared in 77 games (career-high 58 starts)... posted career best in steals (1.6) which ranked sixth in the NBA... Set career highs in threes made (157), assists (197), steals (126, second in NBA) and blocks (41)... Posted a career-high 33 points, 11 made field goals, eight threes and seven steals against the Lakers on Dec. 9... Became the second player all-time with a game of at least 30 points, eight made threes and seven steals... Posted five steals in five games, most by a 76er since 2013-14... Posted at least 20 points in four games... Hauled in 10 rebounds and the sixth time of his career.

2021-22 (MEM): Appeared in 73 games (15 starts) with career high averages of 10.8 points and 4.5 rebounds while tying a career-high with 1.4 steals per game in 22.7 minutes per outing... Tied a single-game best with six made threes against the Nets on Mar. 23, 2022... Posted a career-high-tying three blocks against the Warriors on Oct. 28, 2021... Recorded single game highs of nine defensive rebounds and 11 total rebounds against the Clippers on Jan. 8, 2022.

2020-21 (MEM): Appeared in 52 games (one start) in his third NBA season and averaged 9.1 points, 3.1 rebounds, 2.5 assists and 1.15 steals in 20.1 minutes while shooting 43.8 percent from the field, 41.2 percent from 3-point range and 80.4 percent from the free throw line... Set career highs in points per game, field goal percentage, 3-point field goal percentage and free throw percentage... Missed 20 games... Sidelined 14 games due to injury, including six games (Feb. 8-17) with left shoulder soreness and eight games (April 6-17) with left leg soreness... DNP (Coach's Decision) twice... Inactive four times (Dec. 26-Jan. 1) due to health and safety protocols... Scored in double figures 21 times, including three games with at least 20 points... Grabbed double-digit rebounds once... Posted one double-double... Scored 20 points (6-11 FG, 6-10 3P, 2-2 FT), setting a career high for 3-pointers made, on March 2 at Washington... Recorded 13 points and a career-high 10 rebounds for his first career double-double on March 17 vs. Miami... Scored a career-high 25 points (9-17 FG, 6-10 3P, 1-2 FT), tying his career high for field goals made and 3-pointers made, in a career-high 41

minutes on April 19 at Denver... Had a career-high three blocks on April 30 vs. Orlando.

2019-20 (MEM): Competed in 60 games (eight starts) in his second NBA season and averaged 7.6 points, 3.7 rebounds, 2.9 assists and 1.28 steals in 19.5 minutes while shooting 40.1 percent from the field, 28.6 percent from 3-point range and 76.9 percent from the free throw line... Missed 13 games... Sidelined two games (Jan. 28-29) with a sore left hand... DNP (Coach's Decision) 11 times... Ranked fourth in the NBA in steals per 36 minutes (2.3)... Led the team in steals per game... Scored in double figures 19 times, including one game with at least 20 points... Totaled nine points, seven rebounds and a season-high eight assists on Dec. 1 at Minnesota... Scored a season-high 24 points (5-10 FG, 4-5 3P, 10-10 FT) on Feb. 20 at Sacramento, setting a career best for free throws made... Averaged 4.4 points, 3.4 rebounds, 2.3 assists and 1.50 steals in 19.5 minutes during the Grizzlies' eight-game seeding schedule at Walt Disney World in Orlando... Recorded a career-high six steals on Aug. 9 at Toronto... Play-In: Tallied five points, two rebounds and two assists in 20 minutes in Memphis' play-in game on Aug. 15 vs. Portland.

2018-19 (PHI): Appeared in 50 games (31 starts) and averaged 5.0 points, 2.7 rebounds, 3.2 assists and 1.36 steals in 19.7 minutes while shooting 39.1 percent from the field, 30.5 percent from 3-point range and 75.0 percent from the free throw line in his rookie season... Missed 32 games... Sidelined nine games (Jan. 25-Feb. 13) with a right ankle sprain... DNP (Coach's Decision) seven times... Healthy scratch on the team's inactive list 12 times... Away from the team four games while on assignment to the NBA G League's Northern Arizona Suns... Scored in double figures eight times, including one game with at least 20 points... Averaged 9.4 points, 4.2 rebounds, 7.2 assists and 3.00 steals in five games in which he played at least 30 minutes... Led the Suns in scoring once, in rebounding once, in assists 10 times, in steals 11 times and in blocks nine times... Made his NBA debut, logging three minutes, on Oct. 22 at Golden State... Scored a season-high 21 points (9-12 FG, 3-4 3P) in 23 minutes on Dec. 4 vs. Sacramento... Registered a season-high four steals on Dec. 31 vs. Golden State and Jan. 8 vs. Sacramento... Dished out a career-high 10 assists and a season-high tying four steals on Jan. 12 vs. Denver.

COLLEGE: Played one season at the University of Southern California (2016-17)... Appeared in 36 games (25 starts) for the Trojans and averaged 8.3 points, 4.7 rebounds, 3.5 assists, 1.92 steals and 1.03 blocks in 27.0 minutes... Ruled ineligible to play 2017-18 season... Led the Pac-12 and tied a USC freshman record with 69 steals... Earned Honorable Mention Pac-12 All-Defensive Team honors... Became the first Division I freshman to record at least 300 points, 150 rebounds, 100 assists, 60 steals and 35 blocks since Marquette's Dwyane Wade in 2001-02.

PERSONAL: Born May 28, 1998 in North Hollywood, Calif... Parents are Monique Young and Anthony Melton... Has five siblings... Interests include biking and playing the piano... Would like to be a sports analyst following his playing career... Played high school basketball at Crespi in Encino, California, leading his team to back-to-back state titles in 2015 and 2016 and leaving as the school's all-time leading scorer... Named the CIF Southern Section Division III Player of the Year as a senior in 2016 after averaging 20.0 points, 9.3 rebounds, 4.3 assists, 3.5 steals and 1.2 blocks... As a junior, helped secure the win in the state title game by blocking a layup in the final seconds.

#9 KELLY OUBRE JR.

HEIGHT
WEIGHT
YEARS PRO
FROM
BORN

6' 7"
203
8
KANSAS/USA
12/9/95

CAREER HIGHS

PTS	40	at DAL	2/4/21
FG	14 (2)	at DAL	2/4/21
FGA	25	at NOP	3/16/19
3FG	10	at IND	1/26/22
3FGA	15	at IND	1/26/22
FT	12	vs. MIL	3/4/19
FTA	17	vs. MIL	3/4/19
OR	6 (2)	at NOP	12/5/19
DR	13 (2)	vs. CHA	1/12/20
TR	15 (3)	vs. CHA	1/12/20
AST	7	vs. POR	1/24/19
STL	5 (3)	at SAC	11/19/19
BLK	4 (2)	vs. MEM	12/11/19
MIN	47:01	at NOP	12/5/19

PLAYOFF HIGHS

PTS	14 (2)	at TOR	4/25/18
FG	6	at TOE	4/17/18
FGA	11 (4)	at TOR	4/25/18
3FG	3	at ATL	4/22/17
3FGA	7 (2)	at TOR	4/25/18
FT	7	at TOR	4/25/18
FTA	7 (2)	at TOR	4/25/18
OR	3	at BOS	5/2/17
DR	5 (2)	vs. TOR	4/22/18
TR	7	at BOS	5/2/17
AST	2	vs. TOR	4/22/18
STL	5	at ATL	4/28/17
BLK	2 (2)	vs. TOR	4/20/18
MIN	30:01	at TOR	4/17/18



KELLY OUBRE JR.

NBA REGULAR SEASON STATISTICS

CAREER REGULAR SEASON STATS

SEASON	TEAM	AGE	GP	GS	MIN	PTS	FGM	FGA	FG%	3PM	3PA	3P%	FTM	FTA	FT%	ORB	DRB	AST	STL	BLK	TOTV	PP	
2022-23	CHA	27	48	40	32.2	20.3	7.4	17.1	43.1	2.3	7.1	31.9	3.3	4.3	76.0	1.4	3.8	5.2	1.1	1.4	0.4	1.3	2.9
2021-22	CHA	26	76	13	26.3	15.0	5.4	12.3	44.0	2.5	7.3	34.5	1.7	2.5	66.7	1.0	2.9	4.0	1.1	1.0	0.4	0.9	2.5
2020-21	GSW	25	55	50	30.7	15.4	5.8	13.2	43.9	1.6	5.2	31.6	2.2	3.2	69.5	1.5	4.5	6.0	1.3	1.0	0.8	1.3	2.2
2019-20	PHX	24	56	55	34.5	18.7	6.7	14.8	45.2	1.9	5.5	35.2	3.4	4.4	78.0	1.2	5.3	6.4	1.5	1.3	0.7	1.5	3.4
2018-19	WAS	23	29	7	26.0	12.9	4.6	10.5	43.3	1.4	4.6	31.1	2.3	2.9	80.0	0.8	3.6	4.4	0.7	0.9	0.7	1.0	2.4
2018-19	PHX	23	40	12	29.5	16.9	6.1	13.4	45.3	1.7	5.2	32.5	3.0	4.0	76.1	1.2	3.7	4.9	1.6	1.4	1.0	1.8	2.8
2018-19	TOT	23	69	19	28.0	15.2	5.4	12.2	44.5	1.6	4.9	32.0	2.7	3.5	77.5	1.0	3.7	4.7	1.2	1.2	0.9	1.5	2.6
2017-18	WAS	22	81	11	27.5	11.8	3.9	9.8	40.3	1.6	4.6	34.1	2.4	2.9	82.0	0.7	3.8	4.5	1.2	1.0	0.4	1.1	2.9
2016-17	WAS	21	79	5	20.3	6.3	2.4	5.6	42.1	0.7	2.4	28.7	0.9	1.3	75.8	0.8	2.5	3.3	0.6	0.7	0.2	0.6	2.5
2015-16	WAS	20	63	9	10.7	3.7	1.4	3.3	42.7	0.4	1.3	31.6	0.5	0.8	63.3	0.4	1.7	2.1	0.2	0.3	0.1	0.5	1.6
Overall		527	202	28.0	12.8	4.6	10.6	43.4	1.5	4.7	33.0	2.1	2.7	75.1	1.0	3.4	4.4	1.0	1.0	0.5	1.1	2.6	

TRANSACTIONS: Selected in the first round (30th overall) by Atlanta in the 2015 NBA Draft out of Kansas (6/25/15)... As part of a three-team trade, traded to Washington from Atlanta in exchange for a 2015 first-round pick and a 2019 second-round pick; the trade also included New York... Signed a multiyear contract with Washington (7/9/15)... Traded to Phoenix from Washington along with Austin Rivers in exchange for Trevor Ariza (12/17/18)... Signed multiyear deal with Phoenix (7/16/19)... Traded to Oklahoma City from Phoenix along with Ty Jerome, Jalen Lecque, Ricky Rubio and a 2022 first-round draft pick in exchange for Abdel Nader and Chris Paul (11/16/20)... Traded to Golden State from Oklahoma City for a conditional 2021 first-round draft pick and a second round pick (11/22/20)... Signed a deal as a free agent with Charlotte (8/7/21)... Signed with Philadelphia on Sept. 26, 2023

PRO CAREER: In 527 career NBA games across eight seasons with Washington, Phoenix, Golden State, and Charlotte, Oubre Jr. has averaged 12.8 points on 43.4% shooting (33.0% 3FG), 4.4 rebounds, 1.0 assist, and 1.0 steal. He has produced at least 15.0 points in each of his last five seasons dating back to 2018-19, while tallying back-to-back seasons with at least 100 three-pointers and 50 steals.

2022-23 (CHA): In 48 appearances in his second season with the Hornets, averaged a career-best 20.3 points to go along with 5.2 points and 1.1 assists per game... Logged five games with at least five made three-pointers, the second-most of any season in his NBA career (12, 2021-22)... Scored in double figures in 45 of his 48 games, including 24 games of at least 20 points which tied a career-high and two games with 30-or-more... In a season high scoring night with 34 points, scored 21 of these points from the three-point line.

2021-22 (CHA): Appeared in 76 games (13 starts), averaging 15.0 points (44.0 FG%, 34.5 3P%, 66.7 FT%), 4.0 rebounds, 1.1 assists and 1.0 steals in 26.3 minutes per game... set career-highs in 3-pointers made (2.5) and attempted (7.3) per game... shot 57.8 percent from inside the arc, a new career-best... was one of 11 players with multiple games of at least four 3-pointers and four steals... shattered the Hornets franchise record and became the fifth player in NBA history to make eight 3-pointers in a quarter with his eruption in the final period vs. Detroit (Jan. 5), and his 24 points in the fourth quarter tied a franchise record for any quarter... tied the Hornets record with 10 3-pointers made at Indiana (Jan. 26) en route to a season-high 39 points, which set a new franchise high for points scored off the bench, and it was his second game scoring 35-plus points off the bench, the most in the NBA last season... he became the fourth player in NBA history to record double-digit 3-pointers in a game as a reserve... tallied three 30-point games off the bench last season, establishing a new Hornets record... averaged 14.7 points per game off the bench, good for third among reserves league-wide... nailed a Hornets-record 15-3 3-pointers off the bench, besting Del Curry's previous franchise mark.

2020-21 (GSW): Averaged 15.4 ppg (.439 FG%, .316 3pt%, .695 FT%), 6.0 rpg, 1.3 apg, 1.0 spg and 30.7 mpg in 55 games (50 starts)... Scored 10+ points in 42 games, 20+ points in 13 games, one game with 30+ points and one game with 40+ points... Collected 10+ rebounds in seven games... Recorded six double-doubles... Top Single-Game Performances: Scored 16 points in the second quarter marking a career-high for a quarter as he finished with 20 points and nine rebounds vs. MIN (1/27)... Notched a career-high 40 points as he went 14-for-21 from the field and 7-of-10 from beyond the arc while adding eight rebounds at DAL (2/4)... Notched a double-double with 12 points and 10 rebounds at SAS (2/9)... Posted team-highs with 24 points and nine rebounds at WAS (4/21).

2019-20 (PHX): Averaged 18.7 ppg (.452%, .352 3pt%, .780 FT%), 6.4 rpg, 1.5 apg, 1.3 spg and 34.5 mpg in 56 games (55 starts)... Scored in double figures in 53 games, 20+ points in 24 games and 30+ points in three games... Top Single-Game Performances: Scored a game-high

30 points on 10-of-18 shooting to go with seven rebounds and two steal at ATL (11/14)... Posted 30 points going 11-for-19 from the floor, including five made threes at DET (2/5)... Posted a then career-high 39 points knocking down 14 field goals and 7 made 3s while adding nine boards and two blocks in a win vs. HOU (2/7).

2018-19 (WAS/PHS): Averaged 15.2 ppg (.445 FG%, .320 3pt%, .775 FT%), 4.7 rpg, 1.2 apg, 1.2 spg and 28.0 mpg in 69 games (19 starts)... Averaged 12.9 ppg (.433 FG%, .311 3pt%, .800 FT%), 4.4 rpg and 26.0 mpg in 29 games (7 starts) with Washington... Averaged 16.9 ppg (.453 FG%, .325 3pt%, .761 FT%), 4.9 rpg, 1.6 apg, 1.4 spg, 1.0 bpg and 29.5 mpg in 40 games (12 starts) with Phoenix... Scored in double figures in 50 games, 20+ points in 18 games and 30+ points in one game... Grabbed 10+ rebounds in three games... Recorded three double-doubles... Top Single-Game Performances: Notched a double-double with 25 points, 12 rebounds and three steals vs. GSW (2/8)... Posted 27 points and a season-high 13 rebounds in a win vs. MIL (3/4)... Scored a season-high 32 points on 12-of-25 shooting at NOP (3/16).

2017-18 (WAS): Averaged 11.8 ppg (.403 FG%, .341 3pt%, .820 FT%), 4.5 rpg, 1.2 apg, 1.0 spg and 27.5 mpg in 81 games (11 starts)... Scored 10+ in 55 games and 20+ points in five games... Top Single-Game Performances: Totaled 22 points, seven rebounds and four assists at PHI (11/29)... Had 21 points and three steals in a win vs. HOU (12/29)... Tallied 25 points and five rebounds in a win at DET (1/19).

2016-17 (WAS): Averaged 6.3 ppg (.421 FG%, .287 3pt%, .758 FT%), 3.3 rpg and 20.3 mpg in 79 games (5 starts)... Scored in double figures in 24 games... Grabbed 10+ rebounds in one game... Recorded one double-double... Top Single-Game Performances: Tallied 10 rebounds and 11 rebounds for a double-double in a win vs. SAC (1/12)... Notched 19 points, nine rebounds and three steals in a win vs. MIL (12/10)... Scored 18 points in a win vs. POR (1/16)... 2015-16 (Washington)-Averaged 3.7 ppg (.427 FG%, .316 3pt%, .633 FT%), 2.1 rpg and 10.7 mpg in 63 games (9 starts)... Scored in double figures in six games... Top Single-Game Performances: Scored 18 points at SAS (12/16)... Posted 14 points and six rebounds on 6-of-10 shooting in a win vs. BKN (4/11).

COLLEGE CAREER: 2014-15 (Kansas) - Averaged 9.3 ppg (.444 FG%, .358 3pt%, .718 FT%), 5.0 rpg, 1.1 spg and 21.0 mpg in 36 games (27 starts)... All-American Big Ten Honorable Mention honoree and selected to the Big 12 All-Newcomer Team... Named Big 12 Newcomer of the Week twice.

MORE: Born in New Orleans, Louisiana... Parents are Kelly Oubre Sr. and Tonya Coleman Oubre... Has an older sister, Amber Coleman, and a younger brother, Gareed Washington... Moved from New Orleans to Richmond, Texas, outside of Houston following Hurricane Katrina when he was in fourth grade in 2005 with his father, Kelly Sr... Left-handed... Was a five-star recruit entering Kansas... Scored 11 points and made the game-winning free throws in the 2014 McDonald's All-American Game... Averaged 23 points per game for Findlay Prep in Henderson, Nevada... Averaged 22.7 points per game while at Richmond's Bush High School his junior year... Participated in the USA Basketball Developmental National Team minicamp in the summer of 2013... Prior to each of the Wizards' games at the Pelicans in 2017-18 and 2018-19, presented 10 high school students from the New Orleans area with scholarships... Passionate about fashion, has been profiled by GQ and named to Slami's 2019 NBA All-Drip First Team, in addition to walking at Fashion Week in Paris and New York... Nickname is "Tsunami Papi"... Trademarked the term "Valley Boyz", the moniker he playfully coined he and his Suns teammates following the arrival in Phoenix... On Oct. 19, 2019, hosted a Valley Boyz popup shop with 100 percent of proceeds going to UNICEF to benefit Deandre Ayton's Hurricane Dorian relief efforts.

**#33 FILIP
PETRUŠEV**

HEIGHT	6' 11"
WEIGHT	225
YEARS PRO	R
FROM	CRVENA ZVEZDA/SERBIA
BORN	4/15/00





FILIP PETRUŠEV

TRANSACTIONS: Selected by Philadelphia with the No. 50 overall selection in the 2021 NBA Draft...Signed with Philadelphia on July 17, 2023

PRO CAREER: Most recently, played for Crvena zvezda in the EuroLeague where he appeared in 34 games and averaged 10.7 points and 5.2 rebounds while shooting 54.2%...He also played for Crvena zvezda in 24 games in the ABA where his numbers improved to 11.1 points on 59.3% shooting...In 2021-22, he saw action in the Turkish Super League for 13 games with Anadolu Efes where he averaged 15.2 points and 6.2 rebounds before playing for Anadolu Efes in the EuroLeague for 22 games where he posted averages of 5.2 points and 1.6 rebounds...Played overseas for KK Mega Basket in Serbia's Adriatic League for the 2020-21 season...This past season, he appeared in 21 games, averaging 23.7 points, which was the highest average in the Adriatic League in 14 years, while also hauling in 7.6 rebounds per contest...During his lone season competing professionally in his home country of Serbia, he shot .580 from the field and .419 from three-point range...Named league MVP honors along with the Adriatic League's Rising Star award as the top player under the age of 22.

COLLEGE: Spent two seasons playing collegiately at Gonzaga before heading overseas...Named the 2019-20 West Coast Conference Player of the Year...Averaged 17.5 points and 7.9 rebounds while shooting .562 from the floor during final season at Gonzaga...Top-five finalist for the 2019-20 Kareem Abdul-Jabbar Center of the Year Award...2019-20 All-America Second Team selection by the NABC and Third Team by the AP, USBWA and Sporting News.

MORE: Serbia native came to the United States to play high school basketball at Avon Old Farms School in Connecticut in 2016-17.

#44 PAUL REED

HEIGHT
WEIGHT
YEARS PRO
FROM
BORN

6' 9"
210
3
DEPAUL/USA
06/14/99

CAREER HIGHS

PTS	25	vs. DET	4/10/22
FG	12	vs. DET	4/10/22
FGA	14	vs. DET	4/10/22
3FG	1 (3)	at BKN	4/9/23
3FGA	2	at LAL	3/25/21
FT	5 (2)	vs. TOR	3/31/22
FTA	6 (2)	vs. BKN	11/22/22
OR	8	at DET	1/8/23
DR	10	at ORL	11/27/22
TR	13	at ORL	11/27/22
AST	3	vs. ORL	5/16/21
STL	6	vs. NYK	11/4/22
BLK	5	at BKN	4/9/23
MIN	31:13	vs. BKN	11/22/22

PLAYOFF HIGHS

PTS	11	vs. BKN	4/15/23
FG	5 (2)	at BKN	4/22/23
FGA	10	at BKN	4/22/23
3FG	2	at TOR	4/23/22
3FGA	2	at TOR	4/23/22
FT	4	at BOS	5/1/23
FTA	4	at BOS	5/1/23
OR	8	at BKN	4/22/23
DR	9	at BOS	5/1/23
TR	15	at BKN	4/22/23
AST	4	at MIA	5/2/22
STL	2 (2)	vs. BKN	4/15/23
BLK	2	at MIA	5/4/22
MIN	37:22	at BOS	5/1/23



PAUL REED

NBA REGULAR SEASON STATISTICS

SEASON	TEAM	AGE	GP	GS	MIN	PTS	FGM	FBA	FG%	3PM	3PA	3P%	FTM	FYA	FT%	ORB	DRB	REB	AST	STL	BLK	TOV	PF
2022-23	PHI	24	69	2	10.9	4.2	1.8	3.0	59.3	0.0	0.1	16.7	0.6	0.7	74.5	1.6	2.2	3.8	0.4	0.7	0.7	0.7	1.8
2021-22	PHI	23	38	2	8.0	3.1	1.4	2.5	56.3	0.1	0.2	25.0	0.2	0.4	42.9	1.2	1.3	2.4	0.4	0.9	0.4	0.3	1.5
2020-21	PHI	22	26	0	6.8	3.4	1.6	3.0	53.8	0.0	0.2	0.0	0.2	0.3	50.0	1.2	1.2	2.3	0.5	0.4	0.5	0.5	1.1
Overall		133	4	93	3.7	1.7	2.9	57.4	0.0	0.2	15.0	0.4	0.5	65.8	1.4	1.7	3.1	0.4	0.7	0.6	0.5	1.6	

TRANSACTIONS: Selected by Philadelphia with the No. 58 overall pick in the 2020 NBA Draft...Signed two-way contract with Philadelphia on Nov. 28, 2020...Signed standard NBA contract on March 26, 2021...Re-signed with Philadelphia on July 10, 2023.

PRO CAREER: Has appeared in 133 NBA games (four starts), averaging 3.7 points (57.4 FG%) and 3.1 rebounds in 9.3 minutes per outing.

2022-23 (PHI): Saw action in 69 games (two starts) with career highs in points, rebounds, assists, steals and blocks while shooting 59.3% from the floor...Hauled in career-bests in offensive (eight – Jan. 8, 2023), defensive (10 – Nov. 27, 2022) and total rebounds (13 – Nov. 27, 2022)...Recorded a double-double five times this season, setting a new career mark...tied a career high with one made three against the Nets on April 9...Posted a career-high five blocks on April 9.

2021-22 G League (DBC): In his second G League season, appeared and started in 15 games with averages of 22.3 points and a team leading 11.9 rebounds.

COLLEGE: DEPAUL (2017-20) Played in 93 career games with 57 games started... 47 games in double figures... 33 games with at least 10 rebounds... 27 double-doubles... career averages of 10.6 points, 7.5 rebounds and 1.5 blocked shots per game... Ranked among DePaul's all-time leaders in blocked shots (3rd – 142), field goal percentage (9th – .535), rebounds (17th – 701), rebounds per game (19th – 7.5), steals (27th – 109) and points (55th – 983)... 2020 second team All-BIG EAST... 2019 BIG EAST Most Improved Player... two-time member of the BIG EAST All-Academic Team. 2019-20: Played in 29 games (all starts) as a junior, averaging a career-high 15.1 points, 10.7 rebounds, 1.9 steals and 2.6 blocks in 31.7 minutes per contest... Shot .516 from the field, .308 from beyond the arc and .738 from the free-throw line... Named second team All-BIG EAST... earned BIG EAST Weekly Honor Roll recognition five times... Totaled 18 double-doubles with four other games of 10-plus points and nine rebounds... Ranked in the top 20 in DePaul's season record book in four categories... blocked shots (3rd – 74), rebounds (12th – 310), rebounds per game (16th – 10.7) and steals (19th – 54)... Totaled 23 points and 12 rebounds against Xavier in the first round of the BIG EAST Tournament... Named to the BIG EAST Weekly Honor Roll following games against Villanova and Butler... 23 points, nine boards against Butler... 18 points, 15 rebounds, five steals at Villanova... grabbed a career-high 18 rebounds on Dec. 8 against Buffalo (also scoring 15 points, grabbing four steals and swatting five blocks). 2018-19: Appeared in 36 games (28 starts) as a sophomore and averaged 12.3 points, 8.5 rebounds, 1.1 steals and 1.5 blocks in 26.9 minutes per contest... Registered shooting marks of .562 from the field, .405 from three and .770 from the line... Named Most Improved Player in the BIG EAST... top rebounder in the BIG EAST... named to the BIG EAST All-Academic Team... Ranked on the DePaul single-season chart at ninth with 55 blocked shots, 11th with a field goal percentage of .562 (176-313) and 14th with 305 rebounds... eight double-doubles and five other games either a point or a rebound shy of a double-double... 12 games with 10 or more rebounds... 20 games in double figures... six games with 20 or more points... posted a career-high 28 points with a season-high 16 rebounds on April 3 against South Florida... first career double-double with 18 points and 10 rebounds at St. John's... 11 points, eight rebounds, six blocked shots against Cleveland State... six blocks tied for seventh (14th time) on DePaul's single-game list... most blocks in a game since

Cleveland Melvin's six rejections against St. John's on Jan. 14, 2014. 2017-18: Saw action in 28 games as a freshman, averaging 3.6 points and 3.1 rebounds in 9.9 minutes per contest... Named to the BIG EAST All-Academic Team... Averaged 5.6 points and 4.6 rebounds in 15.0 minutes per game over the last 14 games... shot .565 (35-62) from the field in that span.

2020-21 (PHI): Appeared in 26 games this season, averaging 3.4 points, 2.3 rebounds and 0.5 blocks while shooting .538 from the floor and .500 from the foul line...Posted his first career double-double in the season finale against Orlando (5/16), with career highs of 17 points and 12 boards...He also hauled in a career-high seven offensive rebounds in the final game of the regular season...Blocked a career-best three shots at Atlanta (1/11).

G LEAGUE: 2020-21 (DEL): Was named 2021 G League MVP with averages of 22.3 points (third in the league), 11.8 rebounds (third in the league), 2.3 assists, 1.9 steals (third in the league) and 1.8 blocks (ninth in the league) in 31.5 minutes per game... Led the Blue Coats to the NBA G League Finals...Finished top-three in the league with 334 total points, 177 boards and was top-10 in field goal percentage at .588.

MORE: Orlando, FL native... Son of Paul and Michelle Reed... Has four sisters, Hazel, Danielle, Chantel and Janelle... Uncle, Mike Sims-Walker played four seasons in the NFL as a wide receiver for Jacksonville and St. Louis... Father, Paul, played college basketball at Old Dominion (1996-97) and UCF (1999-02) before playing professionally in Europe... Attended Wekiva High School and earned Central Florida Player of the Year honors from the Orlando Sentinel in his senior season.

#39 JAVONTE SMART

HEIGHT
WEIGHT
YEARS PRO
FROM
BORN

6' 4"
205
1
LSU/USA
6/3/99

CAREER HIGHS

PTS	20	at ORL	4/10/22
FG	8	at ORL	4/10/22
FGA	14 (2)	at ORL	4/10/22
3FG	4	at ORL	4/10/22
3FGA	8	at ORL	4/10/22
FT	3	vs. MIA	12/4/21
FTA	4	vs. MIA	12/4/21
OR	2	vs. MIA	12/4/21
DR	4 (2)	at ORL	4/10/22
TR	6	vs. MIA	12/4/21
AST	4 (2)	vs. CLE	12/18/21
STL	1 (6)	at ORL	4/10/22
BLK	2	vs. CLE	12/18/21
MIN	44:29	vs. CLE	12/18/21



JAVONTE SMART

NBA REGULAR SEASON STATISTICS

CAREER REGULAR SEASON STATS																							
SEASON	TEAM	AGE	GP	GS	MIN	PTS	FGM	FGA	FG%	3PM	3PA	3P%	FTM	FTA	FT%	OREB	DREB	REB	AST	STL	BLK	TOV	PF
2021-22	MIL	23	13	1	12.3	2.4	0.8	3.3	25.6	0.3	1.4	22.2	0.4	0.5	83.3	0.3	1.2	1.5	1.1	0.3	0.2	0.7	0.8
2021-22	MIA	23	4	0	10.0	5.0	2.0	4.3	47.1	1.0	2.3	44.4	0.0	0.0	0.0	0.3	1.0	1.3	0.5	0.5	0.3	0.5	0.3
2021-22	TOT	23	17	1	11.8	3.0	1.1	3.5	31.7	0.5	1.6	29.6	0.3	0.4	83.3	0.3	1.1	1.4	0.9	0.4	0.2	0.6	0.7
Overall		17	1	11.8	3.0	1.1	3.5	31.7	0.5	1.6	29.6	0.3	0.4	83.3	0.3	1.1	1.4	0.9	0.4	0.2	0.6	0.7	

TRANSACTIONS: Was not drafted by the NBA out of college in the 2021 NBA Draft...signed with the Heat on Sept. 10, 2021...Waived by the Heat on Oct. 16, 2021...Signed two-way contract with the Milwaukee Bucks on Nov. 29, 2021...waived by the Bucks on Jan. 13, 2022...Signed two-way contract with the Heat on Feb. 15, 2022...Waived by the Heat on July 16, 2022...Signed with the New Orleans Pelicans on Oct. 10, 2022...Waived by the Pelicans on Oct. 15, 2022.

PRO CAREER (2021-22 MIA/MIL): Appeared in 17 total games during time with the Milwaukee Bucks (13 games) and Miami Heat (four games) and holds career averages of 3.0 points and 1.4 rebounds per outing.

G LEAGUE 2021-23 (SXF/BIR): During the 2021-22 season appeared in 25 games (all starts) with the Sioux Falls Skyforce where he averaged 21.1 points, 4.6 rebounds and 3.6 assists...In 2022-23 saw action in 32 games (12 starts) with the Birmingham Squadron where he posted 13.6 points, 2.8 rebounds and 3.1 assists per game...All told, holds G League averages of 16.9 points, 3.6 rebounds and 3.4 assists on 33.9% shooting from three in 57 games.

COLLEGE: Played three seasons at Louisiana State before going undrafted as an early entry candidate in the 2021 NBA Draft... appeared in 93 career collegiate games (76 starts) for the Tigers and averaged 13.0 points, 3.5 rebounds, 3.5 assists, 1.20 steals and 33.0 minutes while shooting 41.4 percent from the field, 35.1 percent from three-point range and 83.6 percent from the foul line...is just the seventh player in school history to record at least 1,200 points, 300 assists and 111 steals...among the school's all-time lists, finished 11th in assists (321), 12th in three point field goals made (157), 23rd in steals (112) and 31st in points (1,184)...as a junior, started all 28 games in which he appeared and averaged 16.0 points (.460 FG%, .857 FT%), 4.0 assists, 3.7 rebounds, 1.25 steals and 35.0 minutes while shooting a career-high 40.2 percent from three-point range...named to the All-SEC Second Team and the All-Louisiana First Team...led the conference in minutes per game and three-point field goal percentage... finished second in the conference in three-point field goals made (70), second in three-point field goals made per game (2.5), third in assists per game, fifth in field goals made (162), fifth in assist-to-turnover ratio (1.52), sixth in field goal percentage and 10th in scoring average...his 70 three-point field goals made were the 13th-most for a single-season in school history... connected on at least three three-point field goals 11 times...recorded eight 20-point games, including a season-high 29 points vs. Texas Tech on Jan. 30...as a sophomore, appeared in all 31 games (30 starts) and averaged 12.5 points (.415 FG%, .814 FT%), 4.2 assists, 3.5 rebounds, 1.06 steals and 34.2 minutes...finished fourth in assist-to-turnover ratio (1.8) and seventh in assists among conference leaders...scored in double figures 22 times...recorded his first career double-double with a 13-point, 10-assist performance vs. Georgia on Mar. 7...dished out at least five assists 11 times...as a freshman, appeared in 34 games (18 starts) and averaged 11.1 points (.368 FG%, .839 FT%), 3.3 rebounds, 2.4 assists, 1.29 steals and 29.9 minutes... scored in double figures 19 times, including a season-high 29 points in a home win against Tennessee on Feb. 23.

MORE: Full name is Javonte Dedrick Smart...son of Melinda Smart and Jerry Matthews...has two brothers (Davyon Smart and Jarvez Mathews) and two sisters (Desiree Smart and Jakyra Anderson)... Majored in sports administration at LSU...chose his major because he always wanted to be around sports and learn the different opportunities in the sports field...When his playing

career is over he would like to one day become a coach or enter the music industry...In his free time he likes to play video games and rap... Has represented the United States in FIBA play on two occasions...Was a member of the gold medal winning US team at the 2015 FIBA Americas Under-16 Championship where he averaged 6.8 points, 4.2 rebounds, 1.4 assists and 1.9 steals...also won a gold medal at the 2016 Under-17 World Championship in Zaragoza, Spain where he averaged 5.4 points, 3.4 assists and 3.0 rebounds...was the Louisiana Gatorade Player of the Year three times...His favorite sport other than basketball is football and he's a fan of the Dallas Cowboys...Wears size 13 sneakers.



**#23 TERQUAVION
SMITH**

HEIGHT
WEIGHT
YEARS PRO
FROM
BORN

6' 4"
160
R
NC STATE/USA
12/31/02



TERQUAVION SMITH

TRANSACTIONS: Signed two-way contract with Philadelphia on July 1, 2023.

COLLEGE: Spent two seasons at North Carolina State, where he averaged 17.1 points, 3.6 rebounds and 4.1 assists in 66 total games (59 starts)...Was the ACC's second leading scorer as a sophomore with a mark of 17.9 points...Ranked seventh in the conference in steals per game (1.4) and 10th in assists per game (4.1)...Was named to the 2022-23 All-ACC Second Team as well as being named to the 2023 All-ACC Tournament First Team after posting the tournament's lone 30-point outing in a win over Virginia Tech...Voted to the All-ACC Rookie Team and voted Honorable Mention All-ACC as a freshman...Named ACC Freshman of the Week four times ... Started 25 of 32 games, including all 20 ACC games ... Averaged 16.3 points, 4.1 rebounds, 2.1 assists and 1.3 steals per game ... Shot 39.8 percent from the field, including 36.9 percent from three-point range ... Made 96 three-pointers which were the most in program history by a freshman and third-most in a single-season in program history ... 96 three-pointers are fourth-most by a freshman in ACC history ... 3.0 three-pointers per game average led the ACC and was the first freshman to lead the ACC in three-pointers made since Duke's J.J. Redick in the 2002-03 season ... 16.3 scoring average was eighth-highest in the ACC and second amongst the league's freshman ... Scoring average is third-best by a freshman in program history.

MORE: Consensus four-star recruit ... Ranked as No. 77 overall recruit in the nation by 247Sports ... No. 3 prospect in the state of North Carolina by 247Sports ... Ranked in the ESPN Top-100 ... Led Farmville Central to three-straight North Carolina Class 2A State Championships ... Farmville Central went 76-2 in his last three years of high school ... As a senior averaged 25.6 points, 6.0 rebounds, 5.8 assists and 3.2 steals per game to lead Farmville Central to perfect record ... Scored a career-high 50 points in win over Trinity Academy ... Capped high school career with 33 points, 10 assists and nine rebounds in 2A State Championship game to be named Charlie Adams 2A Men's Basketball Championship MVP ... Named 2021 North Carolina Gatorade Boys Basketball Player of the Year ... Named North Carolina Mr. Basketball by Charlotte Observer ... Named State Player of the Year by the North Carolina Basketball Coaches Association ... Scored 30 points in East-West NC Coaches Association All-Star basketball game to earn MVP honors ... As a junior helped lead Farmville Central to a 29-2 record ... Averaged 26 points per game and was named to All-Conference team ... Named to 2019 John Wall Holiday Invitational All-Tournament team ... Farmville Central was named Co-State Champion in 2020 after COVID-19 pandemic canceled season after Farmville Central had advanced to the state championship game ... Named to North Carolina Basketball Coaches Association Boy's All-District 3 Team ... As a sophomore averaged 22 points per game to lead Farmville Central to a 32-0 record and a Class 2A State Championship ... Named to All-Conference team ... As a freshman, averaged 15 points per game and was named to All-Conference team.

#11 JADEN SPRINGER

HEIGHT 6' 4"
WEIGHT 202
YEARS PRO 2
FROM TENNESSEE/USA
BORN 9/25/02

CAREER HIGHS

PTS	19	at ATL	4/7/23
FG	8	at ATL	4/7/23
FGA	13	at ATL	4/7/23
3FG	2	at ATL	4/7/23
3FGA	3	at ATL	4/7/23
FT	2	at DEN	3/27/23
FTA	2 (2)	at ATL	4/7/23
OR	2	vs. DET	1/10/23
DR	2	at MIA	5/10/22
TR	2 (5)	at ATL	4/7/23
AST	3	at ATL	4/7/23
STL	2	at WAS	3/12/23
BLK	2	at WAS	12/26/21
MIN	34:09	at ATL	4/7/23

PLAYOFF HIGHS

PTS	4 (2)	at BOS	5/14/23
FG	4 (2)	at BOS	5/14/23
FGA	3	at MIA	5/10/22
3FG	-	-	-
3FGA	1	at MIA	5/10/23
FT	1	at BOS	5/3/23
FTA	2	at BOS	5/3/23
OR	-	-	-
DR	2	at BOS	5/10/23
TR	2	at BOS	5/10/23
AST	1 (2)	at MIA	5/10/22
STL	1	at BOS	5/14/23
BLK	-	-	-
MIN	10:02	at BOS	5/3/23



JADEN SPRINGER

NBA REGULAR SEASON STATISTICS

SEASON	TEAM	AGE	GP	GS	MIN	PTS	FGM	FGA	FG%	3PM	3PA	3P%	FTM	FTA	FT%	OREB	DREB	REB	AST	STL	BLK	TOV	PP
2022-23	PHI	20	16	2	5.6	2.6	1.1	2.2	48.6	0.1	0.3	40.0	0.4	0.5	75.0	0.4	0.5	0.9	0.5	0.4	0.2	0.2	0.9
2021-22	PHI	19	2	0	2.8	1.0	0.5	0.5	100	0.0	0.0	0.0	0.0	0.0	0.0	0.5	0.5	1.0	0.0	0.0	1.0	0.5	0.0
Overall		18	2	5.3	2.4	1.0	2.0	50.0	0.1	0.3	40.0	0.3	0.4	75.0	0.4	0.5	0.9	0.4	0.4	0.2	0.2	0.9	

TRANSACTIONS: Selected by Philadelphia with the No. 28 overall pick in the 2021 NBA Draft...Signed by the 76ers on Aug. 4, 2021

PRO CAREER: Has appeared in 18 career NBA games (two starts), including a career-high 16 games played in 2022-23... Scored a career-high 19 points at Atlanta on April 7, 2023... Averaging 2.4 points on 50% shooting throughout NBA career... Has seen action in nine playoff games, tallying 15 points in 30 minutes of action.

G LEAGUE (2021-23 DBC): Has appeared in 43 games with the Delaware Blue Coats, averaging 17.2 points, 5.0 rebounds, 2.8 assists, and 2.0 steals...Named NBA G League Finals MVP in 2023, helping Delaware capture its first-ever G League Championship.

2022-23 (PHI): Set career highs across the board this season, including a 19-point showing against the Hawks on April 7.

COLLEGE: SEC All-Freshman Team honoree led the Volunteers in scoring overall (12.5 ppg) and during SEC play (12.7 ppg)... Also led the team in 3-point percentage (20-46, .435) and free throws made (81 total, 3.2 per game)...His .810 free-throw percentage ranked ninth among SEC players in 2020-21 and stands as the best ever by a Tennessee freshman with at least 100 attempts...Ranked seventh in the SEC in assists during league play with 3.4 per game...Ranked 10th in the SEC with a 1.1 assist/turnover ratio during conference play (47 assists vs. 41 turnovers)...Scored in double figures a team-high 17 times, and his six 20-point performances also led the squad...He led the team in assists 10 times and steals eight times...Made his second start of the year in Tennessee's Big 12/SEC Challenge win over No. 15 Kansas (1/30/21), totaling 13 points, four rebounds, three assists and a steal while shooting a perfect 7-of-7 from the foul line...Grabbed a season-high seven rebounds, to go along with 10 points, five assists and a season-high-tying three steals in the home victory vs. Vanderbilt (1/16/21)...Earned his first career start and scored 10 points on 5-of-6 shooting while dishing off six assists in the road win at Texas A&M (1/9/21)...Garnered his first weekly honor when he was named the SEC's Freshman of the Week following UT's dominant victories over Appalachian State (12/15/20) and Tennessee Tech (12/18/20)...Reached double figures for the first time in his career, scoring 11 points in 25 minutes off the bench in UT's victory over Cincinnati (12/12/20).

MORE: Son of Barbarita and Gary Springer...His father was an honorable mention All-American in basketball at Iona College and was drafted by the Philadelphia 76ers in 1984...His older brother, Gary Jr., also played basketball at Iona...His brother Jordan, played basketball at Army (West Point) and is currently serving in the U.S. Army...Cousin of NBA player DeAndre Bembry, who played collegiately at Saint Joseph's University in Philadelphia.

#20 **AŽUOLAS
TUBELIS**

HEIGHT
WEIGHT
YEARS PRO
FROM
BORN

6' 10"
245
R
ARIZONA/LITHUANIA
3/22/02





AŽUOLAS TUBELIS

TRANSACTIONS: Signed two-way contract with Philadelphia on July 16, 2023

COLLEGE: During his three-year tenure at the University of Arizona, he averaged 15.6 points and 7.5 rebounds per outing... As a senior, Became the 53rd player in Arizona history to surpass 1,000 career points as a Wildcat, and finished the season 15th on the all-time career scoring list with 1,510 career points...His 694 points scored during the 2022-23 season are the sixth-most in a single season in Arizona history...He made 274 field goals on the year, the third-most in a season in Arizona history ...His 320 rebounds on the year rank ninth in UA history... His 14 double-doubles rank 10th for a single-season in Arizona history...Averaged 19.8 points, 9.1 rebounds and shot 57.0 percent from the field for the season...Shot a career-best 76.4% (136-178) at the free throw line, 10 percentage points higher than his sophomore season...Had a career high 40 steals...Scored 40 points against Oregon on Feb. 2, just one point shy of the McKale Center record for points in a game by an Arizona player...In that game against Oregon, he tallied 27 first-half points to tie the Arizona record for most points in a half in a regulation length game against a Pac-12 opponent...In his sophomore season, Top 10 Watch List for the Karl Malone Power Forward of the Year ...Named Pac-12 Player of the Week on Feb. 7...Ranked fourth in the Pac-12 by shooting 54.0% from the floor...His 14.1 points per game in conference player ranked him ninth among all Pac-12 players...Was second on the team in scoring (13.9 ppg) and rebounding (6.2 rpg)...Had four double-doubles on the year to bring his career total to seven...After posting 32 assists as a freshman, he increased that output to 81 as a sophomore...Scored 20-plus points seven times, highlighted by a 32-point performance against Utah, where he was 14 of 24 from the field, and also added eight rebounds and five assists in the game...In his freshman season, Earned Pac-12 Freshman of the Week honors twice (2/22, 3/1)...Appeared in all 26 games and was in the starting lineup for the final 20 games of the season...Ranked second on the team averaging 12.2 points per game...Pulled down 7.1 rebounds per game to lead the team.

MORE: Played for Vilnius Rytas, a team that has won two EuroCup championships and five Lithuanian League crowns in its storied history and has seen some of the top Lithuanian players on its roster over the years...Named MVP of the Next Generation Tournament in Kaunas after posting averages of 20.5 points, 12.5 rebounds, 2.5 assists and 2.0 steals and shooting 67 percent from the floor...Participated in the NBA Basketball Without Borders Global Camp and was named to the all-star team of the camp along with fellow UA signee Benedict Mathurin...Was the leading scorer and rebounder for Lithuania at both the U16 and U18 FIBA European Championships...Joins his twin brother, Tautvilas, as the first student-athletes from Lithuania to play at Arizona since Robertas Javtokas in 2000.

A portrait of P.J. Tucker, a professional basketball player, wearing a blue Philadelphia 76ers jersey with white and red trim. He has a large, detailed tattoo on his right arm depicting an eagle with a shield. He is holding a basketball in his left hand. The background is a solid red color.

#17 P.J. TUCKER

HEIGHT
WEIGHT
YEARS PRO
FROM
BORN

6' 5"
245
12
TEXAS/USA
5/5/85

CAREER HIGHS

PTS	24	at HOU	4/7/16
FG	10	at OKC	12/31/15
FGA	18	vs. MIN	3/14/16
3FG	7	vs. DEN	1/7/19
3FGA	12	vs. MIL	8/2/20
FT	9	at DEN	2/18/14
FTA	12	at POR	1/5/22
OR	7	vs. PHO	2/13/17
DR	16	vs. SAC	12/9/19
TR	19	vs. SAC	12/9/19
AST	8 (2)	vs. MIL	12/8/21
STL	7 (2)	vs. UTA	10/24/18
BLK	4	at CHA	12/17/14
MIN	51:33	at SAS	12/3/19

PLAYOFF HIGHS

PTS	22	vs. GSW	5/16/18
FG	8	vs. GSW	5/16/18
FGA	12	vs. GSW	5/6/19
3FG	5 (3)	vs. UTA	5/8/18
3FGA	8 (2)	at OKC	8/24/20
FT	4 (4)	at BOS	5/21/22
FTA	6	at UTA	4/20/19
OR	8	vs. GSW	5/28/18
DR	12	at GSW	5/22/18
TR	16	at GSW	5/22/18
AST	7	vs. PHI	5/10/22
STL	5	vs. BKN	4/15/23
BLK	4	vs. UTA	4/24/19
MIN	45:59	vs. CLE	5/7/17



P.J. TUCKER

NBA REGULAR SEASON STATISTICS

CAREER REGULAR SEASON STATS																							
SEASON	TEAM	AGE	GP	GS	MIN	PTS	REB	FGA	FG%	3PM	3PA	3P%	FTM	FTA	FT%	ORB	DRB	REB	AST	STL	BLK	TOV	PF
2002-23	PHI	38	75	75	25.6	3.5	1.3	3.0	42.7	0.7	1.9	29.3	0.3	0.3	82.6	1.3	2.7	3.9	0.8	0.5	0.2	0.6	2.4
2001-22	MIA	37	71	70	27.9	7.6	2.9	6.0	48.4	1.1	2.7	41.5	0.6	0.9	72.8	1.4	4.0	5.5	2.1	0.8	0.2	0.9	7.3
2020-21	HOU	36	32	32	30.0	4.4	1.5	4.1	36.6	0.8	2.7	31.4	0.6	0.7	78.3	1.0	3.6	4.6	1.4	0.9	0.6	1.0	2.8
2020-21	MIL	36	20	1	19.8	2.6	0.9	2.3	39.1	0.7	1.7	39.4	0.2	0.3	60.0	0.9	1.9	2.8	0.8	0.5	0.1	0.4	1.7
2020-21	TOT	36	52	33	26.1	3.7	1.3	3.4	37.3	0.8	2.3	33.6	0.4	0.5	75.0	1.0	2.9	3.9	1.2	0.8	0.4	0.8	2.4
2019-20	HOU	35	72	72	34.3	6.9	2.5	5.9	41.5	1.5	4.2	35.8	0.5	0.7	81.3	1.6	5.1	6.6	1.6	1.1	0.5	1.0	3.2
2018-19	HOU	34	82	82	34.2	7.3	2.5	6.4	39.6	1.8	4.7	37.7	0.5	0.7	89.5	1.5	4.4	5.8	1.2	1.6	0.5	0.8	3.1
2017-18	HOU	33	82	34	27.8	6.1	2.1	5.4	39.0	1.4	3.8	37.1	0.5	0.7	71.7	1.1	4.4	5.6	0.9	1.0	0.3	0.9	2.5
2016-17	PHX	32	57	17	28.5	7.0	2.6	6.2	41.5	0.8	2.4	33.8	1.1	1.4	79.2	1.6	4.4	6.0	1.3	1.5	0.2	0.9	2.1
2016-17	TOR	32	24	4	25.4	5.8	2.2	5.3	40.6	1.0	2.5	40.0	0.5	0.7	68.8	1.0	4.4	5.4	1.1	1.3	0.2	0.6	2.2
2016-17	TOT	32	81	21	27.6	6.7	2.5	6.0	41.3	0.9	2.4	35.7	0.9	1.1	77.4	1.4	4.4	5.8	1.2	1.4	0.2	0.8	2.4
2015-16	PHX	31	82	80	31.0	8.0	2.9	7.1	41.1	0.8	2.5	33.0	1.3	1.7	74.6	2.0	4.2	6.2	2.2	1.3	0.2	1.4	2.5
2014-15	PHX	30	78	63	30.6	9.1	3.3	7.6	43.8	1.1	3.2	34.5	1.3	1.8	72.7	1.5	5.0	6.4	1.6	1.4	0.3	1.2	2.3
2013-14	PHX	29	81	81	30.7	9.4	3.3	7.6	43.1	0.9	2.4	38.7	1.9	2.5	77.6	2.0	4.5	6.5	1.7	1.4	0.3	1.3	2.5
2012-13	PHX	28	79	45	24.2	6.4	2.7	5.6	47.3	0.3	0.9	31.4	0.8	1.1	74.4	1.7	2.8	4.4	1.4	0.9	0.2	0.8	1.8
2004-07	TOR	22	17	0	4.9	1.8	0.6	1.3	50.0	0.0	0.0	0.0	0.5	0.8	57.1	0.6	0.7	1.4	0.2	0.1	0.0	0.4	0.7
Overall			852	656	28.7	6.8	2.5	5.8	42.5	1.0	2.8	36.6	0.8	1.1	74.9	1.5	4.0	5.5	1.4	1.3	0.3	0.9	2.3

TRANSACTIONS: Was selected in the second round (35th overall) of the 2006 NBA Draft by the Toronto Raptors...signed by the Raptors on July 25, 2006...waived by the Raptors on Mar. 25, 2007...played overseas from 2007-12...signed as a free agent with the Phoenix Suns on Aug. 1, 2012...traded from Phoenix to the Toronto Raptors in exchange for Jared Sullinger and two future first-round picks on Feb. 23, 2017...signed as a free agent with Houston on July 6, 2017...traded from Houston along with Rodions Kurucs, a 2021 second-round draft pick and a 2022 first-round draft pick to the Milwaukee Bucks in exchange for D.J. Augustin, D.J. Wilson, a 2021 first-round draft pick and a 2023 first round draft pick on Mar. 19, 2021...signed with the HEAT as a free agent on Aug. 7, 2021...Signed with Philadelphia as a free agent on July 6, 2022.

PRO CAREER: Has appeared in 852 NBA regular season games (656 starts) during his 12-year NBA career and has averaged 6.8 points, 5.5 rebounds, 1.4 assists, 1.1 steals and 28.7 minutes while shooting 42.5% from the field, 36.6% from three-point range and 74.9% from the foul line.

G LEAGUE CAREER: Has appeared in 19 G League games (12 starts) and has averaged 10.7 points, 3.4 rebounds, 2.1 assists and 24.3 minutes while shooting 47.2 percent from the floor, 28.6 percent from three-point range and 84.6 percent from the line.

2022-23 (PHI): In his first season with Philadelphia, appeared in 75 games (all starts) averaging 3.5 points, 3.9 rebounds and 0.5 steals per game...His 39.3% three-point percentage was the fourth-highest of his career...Scored in double figures four times this season...Posted a season-high 16-rebound performance on Feb. 25 against the Celtics...Drained multiple three-pointers 14 times this season...Held his opponent to 2% under their season FG percentage when defending them.

2021-22 (MIA): Appeared in 71 games (70 starts) for the Heat with averages of 7.6 points, 5.5 rebounds and 2.1 assists per game, which were the second highest assist average of his career...Shot .415 from beyond the arc marking the best three-point percentage of his career while his .484 shooting from the field was the second-best of his career.

2020-21 (HOU/MIL): Split the season between the Houston Rockets and the Milwaukee Bucks and averaged 3.7 points (.373 FG% .750 FT%), 3.9 rebounds, 1.2 assists and 26.1 minutes in 52 games (33 starts)...missed a total of 13 games due to injury...sidelined two games (Feb. 15-17) with a left quad contusion, 10 games (Mar. 26-Apr. 11) due to a left calf strain and another game (Apr. 25) with left ankle soreness...was inactive for four

games (Mar. 12-17) while away from the team and a DNP-CD twice...scored in double figures on five occasions and pulled in double-figure rebounds once...appeared in 20 games (one start) for the Bucks and averaged 3.7 points (.391 FG%, .600 FT%), 3.9 rebounds, 1.2 assists and 26.1 minutes per game...started all 32 games in which he appeared for the Rockets and averaged 4.4 points (.366 FG%, .783 FT%), 4.6 rebounds, 1.4 assists and 30.0 minutes per game...connected on a season-high five three-pointers in route to a season-high 15 points vs. Orlando on Jan. 8...grabbed his 4,000th career rebound on May 13 at Indiana...handed out his 1,000th career assist on May 15 vs. Miami...played in his 700th career game on May 4 vs. Brooklyn...made his 500th career start on Feb. 6 vs. San Antonio...Season Highs: 15 points (twice), 11 rebounds (at Portland, Dec. 26), five assists (vs. Orlando, Jan. 8), three steals (vs. Sacramento, Dec. 31), two blocks (six times) and 42:31 minutes (at Portland, Dec. 26).

2019-20 (HOU): Started all 72 games for Houston, averaging 6.9 points (.415 FG%, .813 FT%), 6.6 rebounds, 1.6 assists, 1.07 steals and 34.3 minutes...has played the most games (637) of any player in the league since the start of the 2012-13 season...set single-season career highs in rebounds per game...ranked among league leaders in loose balls recovered (2nd), charges taken (5th), steals per turnover (13th) and minutes per game (26th)...led the team in games and starts, finished second in offensive rebounds, total rebounds and minutes and ranked third in assists...scored in double figures on 18 occasions, including one 20-point outing...hauled doublefigure rebounds 13 times and recorded six double-doubles... finished with 29 multi-trey games...played a career-high 51:33 minutes at San Antonio on Dec. 3...set career highs in defensive (16) and total (19) rebounds vs. Sacramento on Dec. 9...played in his 600th career game on Nov. 27 vs. Miami...Season Highs: 22 points (vs. Golden State, Nov. 6), 19 rebounds (vs. Sacramento, Dec. 9), five assists (twice), four steals (twice), three blocks (at Boston, Feb. 29) and 51:33 minutes (at San Antonio, Dec. 3).

2018-19 (HOU): Started all 82 games for the Rockets and averaged 7.3 points (.396 FG%, .695 FT%), 5.8 rebounds, 1.2 assists, 1.61 steals and 34.2 minutes...established single-season career highs in three-point field goals made and attempted, steals, blocks, starts and minutes...led the league in steals per turnover and ranked among the leaders in steals per game (11th) and minutes per game (17th)...led Houston in gamesand starts, ranked second in steals, offensive rebounds and minutes and finished third in defensive rebounds, total rebounds and blocks...scored in double figures 23 times, including two games with at least 20 points...grabbed double-figure boards on eight

CONTINUED ON PAGE 90-91



PATRICK BEVERLY CONTINUED

career-high 16 rebounds, seven assists, three steals and two blocks on 11/20 vs. Boston ... Finished with a season-high 20 points, 10 rebounds, three assists, two steals and one block on 11/6 vs. Milwaukee ... Recorded five points, four rebounds, three assists and a season-best five steals on 10/24 at Golden State ... Missed two games (11/14-11/16) with a sore left calf, two games (12/13-12/14) with a concussion, nine games (12/22, 1/22-1/26, 2/8-2/22) with a sore right groin, three games (12/31-1/4) with a sprained right wrist and five games (8/6-8/14) with a left calf strain ... Playoffs: Appeared in eight games (all starts), averaging 6.3 points, 4.1 rebounds, 2.4 assists and 1.0 steals in 20.8 minutes ... Shot 36.4 percent (8-22) from three-point range ... Scored in double figures twice ... Missed five games (8/19-8/30) due to a left calf strain.

2018-19(LAC): Appeared in 78 games (49 starts), averaging 7.6 points, 5.0 rebounds and 3.8 assists in 27.4 minutes ... Shot 39.7 percent (112-282) from three-point range ... Scored in double figures in 28 games, including one 20-point performance ... Recorded double-digit rebounds in eight games ... Had multiple steals in 16 games, including one game with five steals ... Made multiple three-pointers in 33 games, including three games with 5+ triples ... Tallied six double-doubles ... Recorded 13 points, nine rebounds, four assists and a season-best five steals on 3/4 at Los Angeles Lakers ... Had 18 points, a season-high 12 rebounds, five assists, four steals and one block on 1/20 at San Antonio ... Finished with 10 points, four rebounds, a season-high 11 assists and one steal on 12/17 vs. Portland ... Scored a season-high 21 points with five rebounds and three assists on 11/10 vs. Milwaukee ... Missed four games (3/28, 4/3-4/7) with a right hip pointer ... Playoffs: Appeared in six games (all starts), averaging 9.8 points, 8.0 rebounds, 4.7 assists, 1.0 steals and 1.0 blocks in 32.5 minutes ... Shot 43.3 percent (13-30) from three-point range ... Scored in double figures in four games ... Tallied three double-doubles ... Tallied 11 points, a playoff-career-high-tying 14 rebounds, a playoff-career-high-tying seven assists, one steal and two blocks on 4/26 vs. Golden State ... Recorded 17 points (5-11 3FG), a playoff-career-high 14 rebounds, four assists and one steal on 4/24 at Golden State ... Had three points, seven rebounds, a playoff-career-high seven assists, one steal and one block on 4/13 at Golden State

2017-18 (LAC): Appeared in 11 games (all starts), averaging 12.2 points, 4.1 rebounds, 2.9 assists and 1.7 steals in 30.4 minutes per game ... Shot 40 percent (24-60) from three-point range ... Scored in double figures in six games, including one 20-point game ... Had multiple steals in six games ... Made multiple three-pointers in eight games ... Scored a season-best 23 points with seven rebounds, two assists and one steal on 11/4 vs. Memphis ... Had 15 points, two rebounds, two assists and a season-best five steals on 10/21 vs. Phoenix ... Missed five games (11/10-11/18) with a sore right knee and 66 games (11/22-4/11) due to right knee surgery.

2016-17(HOU): Appeared in 67 games (all starts), averaging 9.5 points, 5.9 rebounds, 4.2 assists and 1.5 steals in 30.7 minutes ... Shot 38.2 percent (110-288) from three-point range ... Scored in double figures in 33 games, including one 20-point outing ... Recorded double-digit rebounds in 10 games ... Had multiple steals in 28 games ... Made multiple three-pointers in 33 games ... Tallied six double-doubles ... Finished with six points, a season-high 13 rebounds, five assists and one block on 4/7 vs. Detroit ... Scored a career-high 26 points with eight rebounds, nine assists and one steal on 4/2 at Phoenix ... Recorded 10 points, seven rebounds, a career high-tying 12 assists and three steals on 12/7 vs. Los Angeles Lakers ... Had 11 points, two rebounds, three assists and a season-high three blocks on 11/17 vs. Portland ... Missed 11 games (10/26-11/16) due to left knee surgery, one game (12/27) with a left quadriceps contusion, two games (12/31-1/2) with right wrist pain ... DNP-CD once (4/10 ... Playoffs: Appeared in 11 games (all starts), averaging 11.1 points, 5.5 rebounds, 3.0 assists and 1.5 steals in 29.5 minutes ... Shot 40.4 percent (21-52) from three-point range ... Scored in double figures in six games, including two games with 20+ points ... Tallied one double-double ... Finished with six points, three assists and a playoff-career-high five steals on 4/23 at Oklahoma City ... Scored a playoff-career-high 21 points with 10 rebounds, three assists and two steals on 4/16 vs. Oklahoma City.

2015-16 (HOU): Appeared in 71 games (63 starts), averaging 9.9 points, 3.5 rebounds, 3.4 assists and 1.3 steals in 28.7 minutes ... Shot 40 percent (124-310) from three-point range ... Scored in double figures in 35 games, including one 20-point outing ... Had multiple steals in 28 games, including three games with 5+ takeaways ... Made multiple three-pointers in 38 games, including two games with five triples ... Tallied one double-double ... Registered nine points, four rebounds, a career-high 12 assists and a career-best six steals on 4/13 vs. Sacramento ... Scored a season-high 22 points with five rebounds and seven assists on 3/31 vs. Chicago ... Had 18 points, five rebounds, 10 assists, one steal and one block on 3/18 vs. Minnesota ... Finished with eight points, a season-high 12 rebounds, four assists and one steal on 3/11 at Boston ... Missed two games (11/6-11/7) with a concussion, seven games (11/14-11/21, 1/20-1/22) with a sprained left ankle and one game (1/13) due to personal reasons ... DNP-CD once (1/17) ... Playoffs: Appeared in five games (all starts), averaging 5.8 points, 4.4 rebounds and 2.2 assists in 25.8 minutes ... Scored in double figures twice

2014-15 (HOU): Appeared in 56 games (55 starts), averaging 10.1 points, 4.2 rebounds, 3.4 assists and 1.1 steals in 30.8 minutes ... Shot 35.6 percent (115-323) from three-point range ... Scored in double figures in 31 games, including one 20-point performance ... Had multiple steals in 17 games ... Made multiple three-pointers in 36 games, including two games with 5+ triples ... Tallied two double-doubles ... Finished with three points, four rebounds, two assists and a season-best four steals on 2/21 vs. Toronto ... Had 12 points, a season-high 12 rebounds, five assists and three steals on 12/17 at Denver ... Scored a season-high 20 points (6-11 3FG) with five rebounds, one assist and two steals on 11/22 vs. Dallas ... Missed 12 games (11/1-11/3, 11/6-11/14, 11/24-12/5) with a strained left hamstring, two games (2/23-2/25) with flu-like symptoms and 12 games (3/15-4/15) due to a torn ligament in his left wrist ... Playoffs: Missed all 17 games due to a torn ligament in his left wrist.

2013-14 (HOU): Appeared in 56 games (55 starts), averaging 10.2 points, 3.5 rebounds, 2.7 assists and 1.4 steals in 31.3 minutes ... Shot 36.1 percent (92-255) from three-point range ... Scored in double figures in 28 games, including two 20-point games ... Had multiple steals in 23 games, including one game with five steals ... Made multiple three-pointers in 25 games, including three games with five triples ... Scored a season-high-tying 20 points with three rebounds, four assists, two steals and one block on 4/12 vs. New Orleans ... Scored a season-best 20 points with three rebounds, three assists and three steals on 2/23 at Phoenix ... Recorded 10 rebounds, eight assists, a season-high five steals and one block on 2/1 vs. Cleveland ... Finished with nine points, a season-high 11 rebounds, two assists, three steals and one block on 12/12 at Portland ... Missed three games (11/1-11/4) with a torn muscle in his midsection, 14 games (12/23-1/18) due to surgery to repair a fracture in his right hand, one game (2/12) due to an abdominal strain and eight games (3/29-4/11) due to a torn meniscus in his right knee ... Playoffs: Appeared in six games (all starts), averaging 8.7 points, 4.2 rebounds and 1.8 assists in 33.7 minutes ... Scored in double figures twice ... Had 16 points, nine rebounds, one assist and one steal on 4/25 at Portland.

2012-13 (HOU): Appeared in 41 games, averaging 5.6 points, 2.7 rebounds and 2.9 assists in 17.4 minutes ... Shot 37.5 percent (36-96) from three-point range ... Scored in double figures in six games ... Had multiple steals in 11 games ... Made multiple three-pointers in seven games ... Scored a season-high 15 points with four rebounds and three assists on 2/23 at Washington ... Made his NBA debut on 1/15 vs. LA Clippers, finishing with three points, one assist and one steal in two minutes ... Inactive four times (1/8/12) ... DNP-CD three times (1/30-2/2, 2/6) ... Playoffs: Appeared in six games (five starts), averaging 11.8 points, 5.5 rebounds, 2.8 assists

PATRICK BEVERLY CONTINUED

and 1.2 steals in 33.3 minutes ... Shot 33.3 percent (8-24) from three-point range ... Scored in double figures in four games ... Tallied one double-double ... Had 16 points, 12 rebounds, six assists, two steals and one block on 4/24 at Oklahoma City ... Made his playoff debut on 4/21 at Oklahoma City, tallying 11 points, four rebounds, four assists and two steals ... NBA G League: (Rio Grande Valley): Appeared in three games (all starts), averaging 13.7 points, 6.7 rebounds, 7.0 assists and 2.0 steals in 37.3 minutes ... Scored in double figures twice ... International: (Spartak Saint Petersburg): Averaged 14.0 points, 3.5 rebounds, 3.5 assists and 2.0 steals in six PBL games ... Averaged 12.2 points, 4.0 rebounds, 2.8 assists and 1.3 steals in six Eurocup games

2011-12 (Spartak Saint Petersburg): Averaged 15.0 points, 5.8 rebounds, 4.9 assists and 2.3 steals in 22 PBL games ... In 18 Eurocup games, averaged 13.8 points, 4.2 rebounds, 3.7 assists and 2.1 steals and was named Eurocup MVP

2010-11 (Spartak Saint Petersburg): Averaged 14.1 points, 6.2 rebounds, 3.8 assists and 1.8 steals in 24 PBL games ... Averaged 15.6 points, 5.1 rebounds, 3.3 assists and 1.5 steals in eight EuroChallenge games

2009-10 (Olympiacos): Averaged 4.9 points, 2.8 rebounds and 1.6 assists in 22 league games ... In 19 Euroleague games, averaged 2.7 points and 1.9 rebounds

2008-09 (Dnipro Dnipropetrovsk): Averaged 16.7 points, 7.0 rebounds, 3.6 assists, 2.2 steals and 1.3 blocks in 46 games.

COLLEGE: Appeared in 70 games (67 starts), averaging 13.0 points, 5.5 rebounds, 2.8 assists and 1.5 steals in 34.1 minutes ... Shot 38.2 percent (138-361) from three-point range ... Scored in double figures in 46 games, including six games with 20+ points ... Tallied five double-doubles ... 2007-08 (Arkansas): Appeared in 35 games (33 starts), averaging 12.1 points, 6.6 rebounds, 2.4 assists and 1.3 steals in 33.8 minutes ... Shot 37.8 percent (65-172) from three-point range ... Scored in double figures in 22 games, including one game with 20+ points ... Tallied four double-doubles ... Had multiple steals in 12 games ... Scored a season-high 27 points with eight rebounds, one assist and four steals on 3/8 vs. Auburn ... Finished with 14 points, a season-high 15 rebounds, one assist, one steal and one block on 1/26 at LSU ... Tallied 16 points, five rebounds, four assists and a season-high five steals on 12/19 vs. Northwestern State ... 2006-07 (Arkansas): SEC Rookie of the Year ... SEC All-Freshman Team selection ... Appeared in 35 games (34 starts), averaging 13.9 points, 4.5 rebounds, 3.1 assists and 1.7 steals in 34.4 minutes ... Shot 38.6 percent (73-189) from three-point range ... Scored in double figures in 24 games, including five games with 20+ points ... Had multiple steals in 15 games ... Tallied one double-double ... Recorded 11 points, five rebounds, five assists, a season-best five steals and one block on 1/2 vs. Tulsa ... Scored a season-best 29 points with five rebounds, four assists and four steals on 11/10 vs. Southeast Missouri State in his collegiate debut

MORE: Son of Lisa Beverley ... Helped his mother open her own nail salon studio in Houston even before signing with the Rockets ... As a senior at John Marshall Metropolitan High School, led the state in scoring (37.3 ppg) and was named Co-Player of the Year ... Enjoys playing video games and spades, and watching movies ... Lists his mother as his most influential person growing up and her turkey sausage lasagna as his favorite meal ... Favorite player growing up was Kevin Garnett ... Hosts an annual backpack giveaway for underprivileged youth in his hometown of Chicago, Illinois.



PLAYERS

JOEL EMBIID CONTINUED

24 vs. Atlanta... 17 field-goals made in that Feb. 24 contest marked a new career-high total... Scored 41 points (15-23 FG, 10-12 FT) and grabbed a season-high-tying 21 rebounds on Aug. 1 vs. Indiana during the season restart... Nine offensive rebounds in the Aug. 1 game set a new career-high... His two 40-point, 10-rebound performances on the year brought his career total for such games to eight — the fourth-most in franchise history behind only Naismith Memorial Basketball Hall of Famers Walt Chamberlain, Charles Barkley and Billy Cunningham... Made 18-19 (.947) free throws in an overtime victory on Feb. 20 vs. Brooklyn... Surpassed 4,000 career points on Nov. 15 at Oklahoma City... Pulled down his 2,000th career rebound on Nov. 30 vs. Indiana... Became fastest player to reach 2,000 career rebounds since Tim Duncan in 1999... Reached 5,000 career points on Aug. 14 vs. Houston... Was named an NBA All-Star for the third consecutive season... Missed 20 games due to injury/illness... Including the postseason, led the 76ers in scoring a team-high 33 times and rebounds 38 times... Scored 20-plus points in 37 games, including the postseason, which were the most such efforts on the team.

2018-19 (PHI): Appeared in 64 games (all starts) averaging career highs in points (27.5), rebounds (13.6), assists (3.7), while blocking 1.9 shots in 33.7 minutes per game and shooting .484 from the field, .303 from three-point range and .804 from the free-throw line...Selected as an All-Star starter for the second consecutive season...Named Kia Eastern Conference Player of the Month for games played in January... Named Eastern Conference Player of the Week for games played between Dec. 31 and Jan. 6... Only player in the league to average at least 27.0 points, 13.0 rebounds and 3.0 assists per game...His 27.5 points per game ranked fourth in the league...His 13.6 rebounds per game ranked second in the league...Scored a season-high 42 points on two occasions, vs. Charlotte (11/9) and at Phoenix (1/2)...Brought down a career-high 22 rebounds vs. Boston (3/20)...Dished out a career-high 13 assists versus Milwaukee (4/4)...Stole the ball a career-high-tying three times on four occasions, vs. Phoenix (11/19), at Phoenix (1/2), at Milwaukee (3/17) and vs. Brooklyn (3/28)... Blocked a season-high six shots at New York (1/13)...Recorded his first career triple-double at Orlando (11/14) with 29 points, 13 rebounds and 10 assists...Became the third player in NBA history to put up stat line of 34 points, 13 rebounds, 13 assists, three blocks and three steals...Posted a career-best 58 double-doubles, which were the fourth-most in the league and most by a Philadelphia player in a single season since Hall of Famer Charles Barkley (61) in 1988-89... One of three players league wide to post multiple games with at least 30 points and 20 rebounds...Had a league-best 28 double-doubles with at least 30 points and 10 rebounds...Had a league-best 47 double-doubles with at least 20 points and 10 rebounds... Posted seven first-half double-doubles, which were tied for the third-most in the league...One of 11 players league wide to score at least 40 points in five-or-more contests...Put up 30-plus points in 29 games, the fourth-most in the league...Dropped 20-plus points in 54 games, tied for the ninth-most...Brought down at least 20 rebounds in a career-high three games...Collected 15-plus rebounds in a career-best 23 contests... Reached double figures in rebounds in 58 games...Handed out five-or-more assists in a career-high 20 games...Blocked multiple shots in 34 games...Had multiple steals in 10 contests...Was a season-best +30 on two occasions, vs. Washington (11/30) and vs. Detroit (12/10)... His 7.4 points per first quarter finished as the fifth-best average in the league...His 6.3 points per fourth quarter finished as the 16th-best average in the league...His player impact estimate of 19.6 was the third-best in the league...Had the second-highest usage percentage in the league at 32.4...Sixth-best rebound percentage in the league at 19.1...Fifth-best defensive rebound percentage at 29.2.

2017-18 (PHI): Appeared in 63 games (63 starts), averaging career highs in points (22.9), rebounds (11.0) and assists (3.2), while blocking 1.8 shots in a career-high 30.3 minutes per game... Named 2017-18 All-NBA Second Team, becoming the 14th player in franchise history earn All-NBA Team honors...Named 2017-18 NBA All-Defensive Second Team...Only player in the NBA to average 22.0, 11.0 and 3.0 and first 76er to do so since Charles Barkley in 1986-87... Shot a career-high .483 from the field and shot .769 from the free-throw line and .308 from three-point range...Scored a career-high 46 points at L.A. Lakers (11/15)...Grabbed a career-high 20 rebounds vs. Charlotte (3/19)...Dished out a career-high eight assists at Minnesota (12/12)...Tied his career-high for steals in a single game with three vs. Atlanta (11/1) and at Chicago (2/22)...Blocked a career-high seven shots at L.A. Lakers (11/15)...Embiid's seven blocks the second-most by any player in a single game in 17-18, one of five players to hit the mark... Played a career-high 48:39 minutes vs. Oklahoma City (12/15)... Reached double figures in points in career-high 62 games... Scored 20-plus points in career-high 43 contests...Had a career-high eight games where he scored 30-or-more points...Brought down at least 10 rebounds in a career-high 38 games...Collected 15-or-more rebounds on a career-high 10 separate occasions...Dished out five-plus assists in a career-high 13 contests...Had a career-high nine multi-steal games... Blocked multiple shots in a career-high 32 games, tied for ninth in the NBA...Posted a career-high 38 double-doubles... Just 10 NBA players had more double-doubles than him and his 38 were the most by a 76ers player since Chris Webber recorded 38 in 2005-06...Became the first player in NBA history (since blocks were first recorded) to total at least 46 points, 15 rebounds, seven assists and seven blocks in a single game at L.A. Lakers (11/15)...Recorded 25 points and 20 rebounds on March 19 vs. CHA, first 76er to have 20 points and 20 rebounds in the same game since 2010...Recorded 13 games with 10 points, five rebounds and five assists, sixth-most among NBA centers...Selected as a starter in the All-Star Game, scoring 19 points and recording eight rebounds with two blocks in his first appearance in the game...His 99.7 defensive rating was third among players playing at least 30 minutes per game...Named Player of the Week twice, from Jan. 15-21 and Feb. 5-11...Missed a total of 19 games due to injury, rehabilitation and load management.

2016-17 (PHI): Played in 31 games (all starts) averaging 20.2 points, 7.8 rebounds, 2.1 assists, and 2.4 blocks per game...Scored 20 points and brought down seven rebounds in first career game vs. OKC on 10/26...Recorded double-digit points in 30 games played, including a then career-high 33 on 12/18 vs. BRK...Season-high 14 rebounds on 1/11 vs. NYK, one of his nine double-doubles on the season... Notched at least one block in 30 of 31 games, including a season-high five on 1/16 @ MIL and 12/5 vs. DEN...Named Player of the Week on 1/23/17...Awarded Rookie of the Month honors in Nov., Dec., and Jan... Was the only player in the league to average 20 points, 7.5 rebounds and 2.5 blocks per game...Scored 20-or-more points in 10 consecutive games (Dec. 23-Jan. 18), becoming the first NBA rookie with such a streak since the Clippers' Blake Griffin did so in 14 straight games during the 2010-11 season...One of 10 NBA players with multiple games with 20 points, 10 rebounds, two steals and two blocks...One of 17 NBA players with at least 75 blocks and 25 steals...Made NBA All-Rookie First Team.

COLLEGE: KANSAS (2013-14) Was an early entry candidate for the 2014 NBA Draft following his freshman season at Kansas... Averaged 11.2 points, 8.1 rebounds, 1.4 assists, 2.6 blocks and 0.9 steals while shooting 62.6 percent from the floor and 68.5 percent from the line... Set school freshman records for blocks (72), field goal percentage (.626) and rebounding (8.1 rebounds per game)... Named Big 12 Defensive Player of the Year...Missed the final six games, including the Big 12 Championship and NCAA Tournament, with a lower back strain...Recorded at least one block in 26 of his 28 games played, including a season-high 8 blocks against Oklahoma State...Had eight double-doubles, including seven over his final 17 games played.

MORE: Native of Cameroon...Son of Thomas and Christine Embiid...Has a younger sister, Muriel...Grew up playing mostly volleyball and soccer...According to reports, Luc Richard Mbah a Moute spotted him at a camp in Cameroon in 2011 and influenced his decision to come play high school basketball in the United States... Played his senior year at The Rock School in Gainesville, Florida, averaging 13.0 points, 9.7 rebounds and 1.9 blocks...Played in both the Jordan Brand Classic and Nike Hoops Summit.



PLAYERS

DANNY GREEN CONTINUED

2019-20 (LAL): Started all 68 appearances in his 11th NBA season and averaged 8.0 points, 3.3 rebounds, 1.3 assists and 1.2 steals in 24.8 minutes while shooting 41.6% from the field, 36.7% from 3-point range and 68.8% from the free throw line... Missed three games due to injury... Scored in double figures 22 times, including four games with at least 20 points... Scored a season-high 28 points (10-14 FG, 7-9 3P) on Oct. 22 at LA Clippers... NBA Playoffs: Started all 21 postseason games to help the Lakers win the 2020 NBA Championship, his second straight title after winning as a member of the Toronto Raptors in 2019... Became one of four players in NBA history (Robert Horry, LeBron James, John Salley) to win a title with three different franchises and joined LeBron James as the only players to be a full-time starter during a championship campaign for three different teams... Averaged 8.0 points, 3.1 rebounds, 1.2 assists and 1.00 steals in 25.0 minutes during the playoffs... Scored in double figures 10 times... Recorded 8.0 points, 2.8 rebounds and 1.2 assists in 26.8 minutes in the Lakers' 4-1 first round series win over the Portland Trail Blazers... Tallied 9.0 points, 3.6 rebounds and 1.6 assists in 26.4 minutes in Los Angeles' 4-1 conference semifinals victory over the Houston Rockets... Registered 7.4 points, 3.4 rebounds and 1.0 assists in 24.2 minutes in the Lakers' 4-1 conference finals win over the Denver Nuggets... Averaged 7.5 points, 2.8 rebounds and 1.2 assists in 22.9 minutes in Los Angeles' 4-2 win over the Miami Heat in the 2020 NBA Finals.

2018-19 (TOR): Started all 80 appearances in his 10th NBA season and averaged 10.3 points, 4.0 rebounds and 1.6 assists in 27.7 minutes while shooting 46.5% from the field, 45.5% from 3-point range and 84.1% from the free throw line... Missed two games, including one game (Dec. 21) with a sore left knee and one game (Jan. 8) for rest... Set a career high and ranked second in the NBA in 3-point field goal percentage... Scored in double figures 40 times, including four games with at least 20 points... Grabbed double-digit rebounds once... Posted one double-double... Registered 19 points and a career-high tying 12 rebounds on Dec. 14 at Portland... Scored 24 points (8-12 FG, 8-12 3P), setting a season high for 3-pointers made, on Jan. 19 vs. Memphis... Scored a season-high 29 points (11-15 FG, 7-10 3P) on April 1 vs. Orlando... NBA Playoffs: Started all 24 postseason games to help the Toronto Raptors win the 2019 NBA Championship, his second career title and the first for the Raptors as a franchise... Averaged 6.9 points, 3.6 rebounds, 1.1 assists and 1.29 steals in 28.5 minutes during the playoffs... Scored in double figures seven times... Averaged 8.0 points, 3.4 rebounds and 2.0 assists in 28.7 minutes in Toronto's 4-1 first round series win over the Orlando Magic... Registered 8.7 points and 4.1 rebounds in 33.0 minutes during the Raptors' 4-3 conference semifinals victory over the Philadelphia 76ers... Tallied 3.5 points and 3.3 rebounds in 24.4 minutes in Toronto's 4-2 conference finals win over the Milwaukee Bucks... Averaged 7.3 points, 3.5 rebounds and 1.2 assists in 27.2 minutes during the Raptors' 4-2 win over the Golden State Warriors in the 2019 NBA Finals.

2017-18 (SAS): Appeared in 70 games (60 starts) in his ninth NBA season and averaged 8.6 points, 3.6 rebounds, 1.6 assists and 1.14 blocks in 25.6 minutes while shooting 38.7% from the field, 36.3% from 3-point range and 76.9% from the free throw line... Missed 12 games... Sideline 11 games due to injury or illness, including one game (Nov. 11) with right hamstring tightness, nine games (Dec. 9, Dec. 18, Dec. 21-23, Jan. 3-11) with left groin tightness and one game (Feb. 23) with an illness... Missed one game (Dec. 16) for rest... Scored in double figures 27 times, including three games with at least 20 points... Scored a season-high 24 points on Nov. 7 vs. LA Clippers... Recorded a career-high six blocks on March 15 vs. New Orleans... NBA Playoffs: Started all five games during the Spurs' first round series with the Golden State Warriors and averaged 4.2 points and 2.2 rebounds in 20.6 minutes.

2016-17 (SAS): Competed in 68 games (59 starts) in his eighth NBA season and averaged 7.3 points, 3.3 rebounds, 1.8 assists and 1.03 steals in 26.6 minutes while shooting 39.2% from the field, 37.9% from 3-point range and 84.4% from the free throw line... Selected to the 2016-17 NBA All-Defensive Second Team... Missed 14 games... Sideline 12 games due to injury, including seven games (Oct. 25-Nov. 5) with a left quad strain and five games (April 2-8) with a left quad contusion... Missed two games (Nov. 11, March 25) for rest... Scored in double figures 18 times... Scored a season-high 18 points on Dec. 30 vs. Portland... NBA Playoffs: Started all 16 postseason appearances in helping the Spurs reach the Western Conference Finals... Averaged 7.8 points, 3.6 rebounds and 1.4 assists in 27.2 minutes during the playoffs... Scored in double figures five times... Averaged 5.8 points and 3.0 rebounds in 24.2 minutes in San Antonio's 4-2 first round series win over the Memphis Grizzlies... Registered 10.0 points, 3.8 rebounds and 2.0 assists in 30.9 minutes during the Spurs' 4-2 conference semifinals victory over the Houston Rockets... Averaged 7.3 points, 4.0 rebounds and 1.8 assists in 26.2 minutes in four games in San Antonio's conference finals series against the Golden State Warriors.

2015-16 (SAS): Started all 79 appearances in his seventh NBA season and averaged 7.2 points, 3.8 rebounds, 1.8 assists and 1.00 steals in 26.1 minutes while shooting 37.6% from the field, 33.2% from 3-point range and 73.9% from the free throw line... Missed three games (March 5, March 25, April 8) for rest... Scored in double figures 22 times... Scored a season-high 18 points on Nov. 23 vs. Phoenix, Jan. 2 vs. Houston and Jan. 27 vs. Houston... NBA Playoffs: Started all 10 postseason games in helping the Spurs advance to the Western Conference Semifinals... Averaged 8.6 points, 3.1 rebounds and 2.10 steals in 26.7 minutes during the playoffs... Scored in double figures three times, including one game with at least 20 points... Averaged 5.5 points and 3.5 rebounds in 20.8 minutes in the Spurs' 4-0 first round series win over the Memphis Grizzlies... Averaged 10.7 points and 2.8 rebounds in 30.7 minutes in the Spurs' conference semifinals matchup with the Oklahoma City Thunder.

2014-15 (SAS): Appeared in 81 games (80 starts) in his sixth NBA season and averaged 11.7 points, 4.2 rebounds, 2.0 assists, 1.25 steals and 1.07 blocks in 28.5 minutes while shooting 43.6% from the field, 41.8% from 3-point range and 87.4% from the free throw line... Set career highs for scoring average, rebounds per game, assists per game and free throw percentage... DNP (Coach's Decision) once... Set the Spurs' single-season franchise record with 191 3-pointers... Ranked seventh in the NBA in 3-point field goal percentage and eighth in 3-pointers made... Scored in double figures 50 times, including nine games with at least 20 points... Grabbed double-digit rebounds three times... Posted two double-doubles... Recorded a season-high 27 points and 10 rebounds on Dec. 19 vs. Portland... Recorded eight points and a career-high 12 rebounds on Feb. 9 at Indiana... Recorded 24 points and a career-high tying five steals on Dec. 28 vs. Houston... Had 25 points (7-13 3P) and five blocks on Dec. 17 vs. Memphis, becoming the first player in NBA history to record seven 3s and five blocks in the same game... NBA Playoffs: Started all seven games during the Spurs' first round series with the Los Angeles Clippers and averaged 8.3 points, 3.1 rebounds and 2.1 assists in 29.1 minutes... Scored in double figures twice.

2013-14 (SAS): Appeared in 68 games (59 starts) in his fifth NBA season and averaged 9.1 points, 3.4 rebounds and 1.5 assists in 24.3 minutes while shooting 43.2% from the field, 41.5% from 3-point range and 79.4% from the free throw line... Missed 14 games... Sideline 12 games due to injury, including 10 games (Jan. 13-Feb. 1) with a non-displaced fracture of his second metacarpal and two games (March 28-29) with right foot inflammation... Sat one game (April 14) for rest... DNP (Coach's Decision) once... Scored in double figures 26 times, including five games with at least 20 points and one game with at least 30 points... Grabbed double-digit rebounds once... Posted one double-double... Scored a career-high 33 points (7-10 3P) on April 11 vs. Phoenix... Played a career-high 52 minutes on Dec. 17 vs. Memphis in triple-overtime... Tied a career high with five steals on Nov. 25 vs. New Orleans... NBA Playoffs: Started all 23 postseason games to help the Spurs win the 2014 NBA Championship... Averaged 9.3 points, 3.0 rebounds and 1.39 steals in 23.0 minutes while shooting 49.1% from the field and 47.5% from 3-point range during the playoffs... Scored in



PLAYERS

DANNY GREEN CONTINUED

double figures nine times, including one game with at least 20 points... Recorded 71 points (.581 FG/.550 3P) and 3.0 rebounds in 21.6 minutes in San Antonio's 4-3 first round series win over the Dallas Mavericks... Registered 8.8 points and 3.8 rebounds in 23.0 minutes in the Spurs' 4-1 conference semifinals victory over the Portland Trail Blazers... Tallied 12.2 points (.541 3P), 3.2 rebounds and 1.0 assists in 26.2 minutes in San Antonio's 4-2 conference finals win over the Oklahoma City Thunder... Averaged 9.2 points, 2.0 rebounds and 1.2 assists in 21.2 minutes in the Spurs' 4-1 victory over the Miami Heat in the 2014 NBA Finals... Became the third former UNC Tar Heel to win an NCAA title and NBA title, joining Michael Jordan and James Worthy.

2012-13 (SAS): Started all 80 appearances in his fourth NBA season and averaged 10.5 points, 3.1 rebounds, 1.8 assists and 1.15 steals in 27.5 minutes while shooting 44.8% from the field, 42.9% from 3-point range and 84.8% from the free throw line... Missed two games, including one game (Nov. 29) not with team and one game (Dec. 5) with left hamstring tightness... Scored in double figures 40 times, including eight games with at least 20 points... Ranked seventh in the NBA in 3-point field goal percentage and eighth in 3-pointers made (177)... Scored a season-high 28 points (9-14 FG, 8-12 3P) on Feb. 6 at Minnesota... NBA Playoffs: Started all 21 postseason games in helping San Antonio reach the NBA Finals... Averaged 11.1 points, 4.1 rebounds, 1.05 steals and 1.10 blocks in 31.9 +minutes while shooting 44.6% from the field and 48.2% from 3-point range... Scored in double figures 13 times, including three games with at least 20 points... Recorded 7.0 points, 4.0 rebounds and 2.0 assists in 23.2 minutes in San Antonio's 4-0 first round series win over the Los Angeles Lakers... Registered 12.0 points, 4.2 rebounds and 1.7 assists in 35.7 minutes during the Spurs' 4-2 conference semifinals win over the Golden State Warriors... Tallied 8.8 points, 4.3 rebounds and 2.3 assists in 28.4 minutes in San Antonio's 4-0 conference finals win over the Memphis Grizzlies... Averaged 14.0 points (.551 3P) and 4.1 rebounds in 35.4 minutes in the Spurs' 4-3 loss to the Miami Heat in the 2013 NBA Finals... Set an NBA Finals record with 27 3-pointers made (surpassed by Stephen Curry's 32 in 2016).

2011-12 (SAS): Appeared in all 66 games (38 starts) in his third NBA season and averaged 9.1 points, 3.5 rebounds and 1.3 assists in 23.1 minutes while shooting 44.2% from the field, 43.6% from 3-point range and 79.0% from the free throw line... Ranked ninth in the NBA in 3-point field goal percentage... Scored in double figures 29 times, including four games with at least 20 points... Scored a season high 24 points on Jan. 7 vs. Denver... Made his first career start on Feb. 8 at Philadelphia... Set a career high with five steals on March 16 at Oklahoma City... NBA Playoffs: Appeared in 14 postseason games (12 starts) to help the Spurs reach the Western Conference Finals... Averaged 7.4 points, 3.2 points and 1.1 assists in 20.7 minutes during the playoffs... Scored in double figures six times... Recorded 8.5 points, 4.0 rebounds and 1.0 assists in the Spurs' 4-0 first round series win over the Utah Jazz... Registered 12.3 points (.579 3P), 4.0 rebounds and 1.5 assists in 25.1 minutes in San Antonio's 4-0 conference semifinals victory over the Los Angeles Clippers... Averaged 3.3 points and 2.2 rebounds in 15.2 minutes in the Spurs' conference finals series against the Oklahoma City Thunder.

2010-11 (SAS): Appeared in eight games as a reserve in his second NBA season and averaged 5.1 points and 1.9 rebounds in 11.4 minutes while shooting 48.6% from the field and 36.8% from 3-point range... Missed 11 games, including seven games as a DNP (Coach's Decision) and four games (March 18, March 31-April 3) on the inactive list... Scored in double figures once, a season-high 13 points on April 13 at Phoenix... Made his Spurs regular season debut on Nov. 17 vs. Chicago... Signed a contract with San Antonio on Nov. 17, waived on Nov. 23, and re-signed to a multi-year contract on March 16... NBA Playoffs: Appeared in four games during San Antonio's first round series with the Memphis Grizzlies... DNP (Coach's Decision) twice... Averaged 1.3 points in 1.8 minutes... NBA G League: Saw action in 17 games (15 starts) for the Reno Bighorns and Austin Toros... Averaged 20.1 points, 7.5 rebounds, 2.5 assists and 1.35 steals in 37.0 minutes while shooting 45.3% from the field, 44.1% from 3-point range and 79.5% from the free throw line... Posted five double doubles... Scored 36 points on March 11 vs. Utah.

2009-10 (CLE): Appeared in 20 games off the bench in his rookie NBA season and averaged 2.0 points in 5.8 minutes... Missed 62 games... DNP (Coach's Decision 30 times... Inactive 31 times... Did not dress once (April 14)... Made his NBA debut on Nov. 12 at Miami... NBA Playoffs: Inactive 11 times... NBA G League: Appeared in two games (one start) for the Erie BayHawks and averaged 25.5 points, 5.5 rebounds, 2.5 assists and 4.00 steals in 35.5 minutes.

NBA G League: Has appeared in 19 NBA G League games (16 starts) for the Erie BayHawks, Reno Bighorns and Austin Toros... Has averaged 20.6 points, 7.3 rebounds, 2.5 assists, 1.63 steals and 1.00 blocks in 36.9 minutes while shooting 44.8% from the field, 44.9% from 3-point range and 79.1% from the free throw line.

International: Started 16 games appearances for KK Union Olimpija in Slovenia in 2011 and averaged 11.4 points, 4.0 rebounds and 1.9 assists in 28.4 minutes.

COLLEGE: Played four seasons (2005-09) at the University of North Carolina... Appeared in 145 games (39 starts) for the Tar Heels and averaged 9.4 points, 4.1 rebounds, 1.8 assists, 1.10 steals and 1.06 blocks in 19.9 minutes while shooting 45.5% from the field, 37.5% from 3-point range and 84.5% from the free throw line... 2009 NCAA Champion... 2009 Third-Team All-ACC selection... 2009 ACC All-Defensive Team selection... Left UNC as the winningest player (123 wins) in school history... Finished his collegiate career as the only player in ACC history to tally 1,000 points, 500 rebounds, 250 assists, 150 3-pointers, 150 steals and 150 blocks... Started all 38 appearances as a senior and averaged 13.1 points, 4.7 rebounds, 2.7 assists, 1.76 steals and 1.34 blocks in 27.4 minutes to help guide UNC to the NCAA title.

MORE: Born June 22, 1987 in North Babylon, N.Y... Son of Danny Green Sr. and Rene' Darrell... Attended St. Mary's High School in Manhasset, N.Y., and was named a McDonald's All-American.

JAMES HARDEN CONTINUED

assists in 42 minutes in a road win over the Pacers on 3/17... Notched four 30+ point triple-doubles (including the 40-point triple-double), surpassing Kidd (three) for the most such triple-doubles for a Net all-time... Became the first player in NBA history to record a 30-point triple-double in a debut with a new team, totaling 32 points, 12 rebounds, 14 assists and four steals in 40 minutes in a victory over Orlando on 1/16... Registered 30 points, a season-high-tying 14 boards, 15 assists and no turnovers in 44 minutes in a road OT win over the Spurs on 3/1, becoming the first player in NBA history to register 30+ points, 10+ rebounds and 15+ assists with no turnovers in a game... Brooklyn was 29-7 in games he appeared in (28-7 in games he played more than five minutes in) and 11-1 in games he recorded a triple-double in... Averaged 20.0+ ppg and 10.0+ apg in his first three months as a Net (Jan - Mar); there are two other instances in franchise history of a player averaging 20.0+ ppg and 10.0+ apg in a month... Notched six of his 12 triple-doubles in March, tying a career-high and setting a new franchise record for a month... His 11.5 apg in March were the second-highest apg in a month for a Net all-time (Kenny Anderson's 12.1 apg in Dec. 1994)... Averaged a career-best 9.8 rpg in March... Became the first player in NBA history to average 20.0+ ppg and 10.0+ apg in the first 30 games with a new team... Registered a double-double in 13 straight games (1/27 - 2/23), setting a franchise record for consecutive games with a double-double... Posted 24 points/assists double-doubles, the most for a Net in a season since Jason Kidd recorded 24 in the 2007-08 campaign... In 15 games vs. Western Conference opponents, he averaged 27.3 ppg (.504 FG, .435 3FG, .840 FT), 9.4 rpg, 12.0 apg and 1.3 spg in 36.8 mpg, with 13 double-doubles and seven triple-doubles, leading Brooklyn to a 14-1 record... Missed 18 games (right hamstring strain)... Missed two games (right hamstring tightness)... Missed one game (right hamstring - injury management)... Missed one game (left thigh contusion)... Missed one game (neck soreness).

2019-20 Season (Houston Rockets): Appeared in 68 games (all starts), averaging 34.3 ppg, 7.6 apg, 6.6 rpg and 1.84 spg in 34.3 mpg... Shot .444 (672-of-1514) from the field, .355 (299-843) from 3-point range and .865 (692-800) from the free-throw line... Led the NBA in scoring for the third-straight season with 34.3 ppg... Ranked fifth in the NBA in steals and tied for seventh in assists... Became Houston's franchise leader in assists at L.A. Clippers on 12/19... Earned First Team All-NBA honors for the fourth-straight season and finished third in MVP voting... Voted a starter in the 2020 NBA All-Star Game... Named Western Conference Player of the Month in December and was Player of the Week twice... Averaged at least 34.0 ppg, 7.0 apg and 6.0 rpg for the second-straight season; no other player has averaged at least 34.0 ppg, 7.0 apg and 6.0 rpg in a single season in NBA history... Scored in double figures in 68 games, including 20-29 points in 17 games, 30-39 points in 23 games, 40-49 points in 20 games, and five games of 50+ points... Netted 60 points vs. Atlanta on 11/30 without playing in the fourth quarter and in 31 minutes of play, marking the second-fewest minutes played in a 60-point game in NBA history behind Kyle Thompson in 29 minutes on 12/5/16... Recorded 22 double-doubles (point/assist - 11, point/rebound - seven) and four triple-doubles... Hit a career high and franchise-high-tying 10 3-pointers at Cleveland on 12/11 and at Orlando on 12/13, joining Stephen Curry as the only players in NBA history with 10+ 3-pointers in consecutive games... Averaged a league-high 11.8 free throw attempts on .865 shooting from the free-throw line... Shot a perfect 24-of-24 from the free-throw line at San Antonio on 12/3, setting an NBA record for the most free-throw attempts in a single game without a miss... Missed four games (two games - left thigh contusion, one game - sprained right toe, one game - rest)

2018-19 Season (Houston Rockets): Appeared in 78 games (all starts), averaging 36.1 ppg, 7.5 apg, 6.6 rpg and 2.03 spg in 36.8 mpg... Shot .442 (843-of-1909) from the field, .368 (378-of-1028) from 3-point range and .879 (754-of-858) from the free-throw line... Led the NBA in scoring for the second-straight season with a career and franchise-high 36.1 ppg... Ranked seventh in the NBA in assists and second in steals... Finished second in MVP voting and was a unanimous All-NBA First Team selection for the third-straight season... Voted a starter in the 2019 NBA All-Star Game... Named Western Conference Player of the Month three times and Player of the Week four times... Became the first player in NBA history to average at least 35.0 ppg and 7.0 apg in a single season and joined Michael Jordan (1988-89) as the only players to average at least 30.0 ppg, 7.0 apg, 6.0 rpg and 2.00 spg in a single season... Scored in double figures in 78 games, including 20-29 points in 18 games, 30-39 points in 29 games, 40-49 points in 19 games and nine games of 50+ points... Scored 40+ points in five-straight games from 12/25 - 1/3... Notched at least 20 points in each of his final 57 games played (tied for the fifth-longest streak since the NBA/ABA merger in 1976-77)... Scored a career and franchise-high-tying 61 points twice (at New York on 1/23 and vs. San Antonio on 3/22)... Scored 2,818 points in 2,867 minutes of play... Became the fourth different player to average at least 36 ppg in a single season... Led the league in scoring by 8.09 ppg, marking the highest differential between the league's top two qualified scorers since Wilt Chamberlain outscored Elgin Baylor by 10.84 ppg in 1962-63... Became the first player to score 30+ points in a game against all opposing 29 teams in a single season since the NBA expanded to 30 teams in 2004-05... Averaged 40.1 points over a 40-game span from 12/8 - 3/8... Scored 30+ points in 32-straight games from 12/13 - 2/21, marking the second-longest streak in NBA history behind Wilt Chamberlain (65 games)... Surpassed his career-high for 3+ pointers made in a single season in his 53rd game played and finished with 378 3-pointers (second-most in a single season in NBA history)... Totaled 34 double-doubles (point/assist - 17, point/rebound - 10), including seven triple-doubles... Led the NBA with 11.0 free throw attempts per game, including 14.6 over a 22-game span from 12/13 - 1/25... Tied his then-franchise record for free throw attempts without a miss (19) vs. Detroit on 11/21... Tied the franchise record for FTA (27) vs. Memphis on 12/31... Shot a career-high .879 from the foul line, including .903 over his final 42 games played... Missed four games due to injury (three games - left hamstring strain, one game - cervical strain)

2017-18 Season (Houston Rockets): Appeared in 72 games (all starts), averaging 30.4 ppg, 8.8 apg, 5.4 rpg and 1.75 spg in 35.4 mpg... Shot .449 (651-of-1449) from the field, .367 (265-of-722) from 3-point range and .858 (624-of-727) from the free-throw line... Named the Kia NBA Most Valuable Player... Unanimously selected to the All-NBA First Team... Voted a starter in the 2018 NBA All-Star Game... Named Western Conference Player of the Week five times and Player of the Month in November... Led the NBA in scoring (30.4 ppg), ranked third in assists (8.8 apg) and seventh in steals (1.75 spg)... Joined Michael Jordan (1987-88) as the only players to average at least 30.0 ppg, 8.0 apg, 5.0 rpg and 1.70 spg in a single season... Scored in double figures in all 72 games, including 43 games of 20-29 points, 15 games of 30-39 points, seven games of 40-49 points and four games of 50+ points... Tallied 20+ points in each of the opening 35 games of the season, becoming the third player to ever do so dating back to 1963-64... Broke Moses Malone's franchise record of 29 consecutive games with at least 20 points in a single season... Recorded 31 double-doubles (point/assist - 26, point/rebound - nine) along with four triple-doubles... Led the NBA with 265 3-pointers; hit at least six 3-pointers in an NBA record five-straight games from 1/1 - 1/11... Reached 1,500 career 3-pointers in his 643rd career game (vs. Milwaukee on 12/16), marking the second-fewest games to reach 1,500 3FG at the time... Set a then-franchise record for the most FTA without a miss (19) vs. Toronto on 11/14 and shot 18-of-18 from the foul line in the following game at Phoenix on 11/16... Recorded 10+ FTA without a miss eight times... Poured in 60 points with 11 assists and 10 rebounds vs. Orlando on 1/30; became the first player in NBA history to record a 60-point triple-double; broke Calvin Murphy's franchise single game scoring record of 57 points vs. New Jersey on 3/18/78... Scored 50+ points in consecutive games (vs. L.A. Lakers on 12/20 and vs. L.A. Clippers on 12/2); first player to do so since Kobe Bryant posted an NBA record four-straight 50-point games from 3/16 - 3/23/07... Missed 10 games due to injury (seven games - hamstring strain, one game - left knee soreness, one game - sore right hand, one game - sore right ankle)...

2016-17 Season (Houston Rockets): Appeared in 81 games (all starts), averaging 29.1 ppg (second



PLAYERS

JAMES HARDEN CONTINUED

in NBA), 11.2 apg (first in NBA), 8.1 rpg and 1.49 spg in 36.4 mpg...Shot .440 (674-of-1533) from the field, .347 (262-of-756) from 3-point range and .847 (746-of-881) from the free-throw line...Led the league in free throws made (746) and free throw attempts (881)...Was the only unanimous choice for All-NBA First Team and finished second in MVP voting...Named Western Conference Player of the Week four times and Player of the Month in December...Joined Oscar Robertson (three times) as the only players to average at least 29.0 ppg, 11.0 apg and 8.0 rpg in a single season...Became the first player in league history to record at least 2,000 points, 900 assists and 600 rebounds in a single season...Combined average of points and points off assists (56.2) was the second-highest in NBA history, trailing only Nate Archibald's 56.8 in 1972-73...Recorded a league-high 64 double-doubles, including 22 triple-doubles...Became the first player in NBA history to score 50+ points while recording a triple-double twice in a single season...Recorded 60 point/assist double-doubles, marking the highest total by any player dating back to 1992-93...Posted a doubledouble in 19 straight games from 12/21 - 1/10, marking the longest streak by any player dating back to 2011-12...Tallied four straight tripledoubles from 3/12 - 3/18...Scored 53 points with a career-high-tying 17 assists and a season-high 16 rebounds on 12/31 vs. New York; according to the Elias Sports Bureau, became the first player in NBA history to record at least 50 points, 15 rebounds and 15 assists in a single game...Accounted for 95 points (points and assists) on 12/31 vs. New York, marking the second-highest single game total in NBA history (Wilt Chamberlain - 104 on 3/2/62)...Missed one game due to injury (acute viral syndrome)... 2015-16 Season (Houston Rockets): Started in all 82 games, averaging 29.0 ppg (second in NBA), 7.5 apg (sixth in NBA), 6.1 rpg and 1.70 spg in 38.1 mpg (first in NBA)...Shot .439 (710-of-1617) from the field, .359 (236-of-657) from 3-point range and .860 (720-of-837) from the free-throw line...Was one of six players in the league to start all 82 games...Voted a reserve in the 2016 NBA All-Star game...Named Western Conference Player of the Month in April and Player of the Week once...Scored in double figures in all 82 games, including 20-29 points in 34 games, 30-39 points in 26 games, 40-49 points in 11 games and one game of 50+ points...Became the fourth different player in NBA history to average at least 29.0 points, 7.0 assists and 6.0 rebounds in a single season and the fourth player to average at least 27.0 ppg, 7.0 apg and 5.0 rpg in multiple seasons...Recorded 22 double-doubles, including three triple-doubles...Ranked third in the NBA with 236 3-pointers; reached 1,000 career 3-pointers vs. Utah on 3/23...Totaled 457 points, 152 assists and 102 rebounds in March; according to the Elias Sports Bureau, became the first player with at least 450 points, 150 assists and 100 rebounds in a single month since Oscar Robertson in December 1967... 2014-15 Season (Houston Rockets): Appeared in 81 games (all starts), averaging 27.4 ppg (second in NBA), 7.0 apg (ninth in NBA), 5.7 rpg and 1.9 spg (sixth in NBA) in 36.8 mpg (second in NBA)...Shot .440 (647-of-1470) from the field, .375 (208-of-555) from 3-point range and .868 (715-of-824) from the free-throw line...Was runner-up in MVP voting and was named to the All-NBA First Team, receiving 125 of 129 possible first place votes...Named Western Conference Player of the Month twice (December and January) and Western Conference Player of the Week three times...Voted a reserve in the 2015 NBA All-Star game and started in place of an injured Kobe Bryant, tallying 29 points in 27 minutes...Competed in the Three-Point Contest during All-Star Weekend...Ranked fourth in the league in 3-pointers made (208) and led the league in free throw attempts (824)...Shot 8-of-9 from 3-point range vs. Sacramento on 4/1...Joined Russell Westbrook in becoming the seventh and eighth different players in NBA history average at least 27.0 points, 7.0 assists and 5.0 rebounds in a single season...Scored in double figures in 79 games, including 27 games with 20-29 points, 25 games with 30-39 points, eight games with 40-49 points and two games with 50+ points...Led the NBA in 20-point games, 30-point games and 40-point games and was tied with Kyrie Irving for the most 50-point games...Missed one game due to a league suspension... 2013-14 Season (Houston Rockets): Appeared in 73 games (all starts), averaging 25.4 ppg (third in NBA), 6.1 apg, 4.7 rpg and 1.6 spg in 38.0 mpg...Shot .456 (549-of-1205) from the field, .366 (177-of-483) from 3-point range and .866 (576-of-665) from the free-throw line...Earned All-NBA First Team honors...Selected as a reserve in the 2014 NBA All-Star game and was named a starter as in injury replacement...Named Western Conference Player of the Week in consecutive weeks, becoming the first Rockets player to accomplish that feat in a single season...Scored in double figures in 70 games, including 30 games with 20-29 points, 22 games with 30-39 points and two games with 40-49 points...Recorded 14 double-doubles, including one triple-double...Hit the game-winning shot with 0.7 seconds remaining vs. Washington on 2/12...Missed nine games due to injury (three games - sore left foot, two games - sprained left ankle, two games - bruised left thumb, one game - bruised left foot, one game - rest)... 2012-13 Season (Houston Rockets): Appeared in 78 games (all starts) averaging 25.9 ppg (fifth in NBA), 5.8 apg, 4.9 rpg and 1.8 spg (seventh in NBA) in 38.3 mpg...Shot .438 (585-of-1337) from the field, .368 (179-of-486) from 3-point range and .851 (674-of-792) from the free-throw line...Named to the All-NBA Third Team and was selected as a reserve in the 2013 NBA All-Star game...Named Western Conference Player of the Week three times...Scored 82 total points in his first two games as a Rocket, surpassing Wilt Chamberlain (79 points) for the highest point total by a player in his first two games with a team in NBA history...Scored in double figures in 76 games, including 42 games with 20-29 points, 21 games with 30-39 points and two games with 40-49 points...Recorded nine double-doubles, including one triple-double...Missed four games due to injury (two games - sprained right ankle, two games - sore right foot)... 2011-12 Season (Oklahoma City Thunder): Appeared in 62 games (two starts), averaging 16.8 ppg, 4.1 rpg, 3.7 apg and 1.0 spg in 31.4 mpg...Shot .491 (309-of-629) from the field, .390 (114-of-292) from 3-point range and .846 (312-of-369) from the free-throw line...Named NBA Sixth Man of the Year, receiving 115 of 119 possible firstplace votes...Scored in double figures in 58 games, including 12 games with 20-29 points, two games with 30-39 points and one game with 40-49 points... 2010-11 Season (Oklahoma City Thunder): Appeared in all 82 games (five starts), averaging 12.2 ppg, 3.1 rpg, 2.1 apg and 1.1 spg in 26.7 mpg...Shot .436 (298-of-684) from the field, .349 (113-of-324) from 3-point range and .843 (289-of-343) from the free-throw line...Scored in double figures in 54 games, including 10 games with 20+ points...Recorded a season-high 26 points on 8-of-12 shooting from the field, 2-of-4 shooting from 3-point range and 8-of-9 shooting from the free-throw line to go along with six rebounds, four assists and two steals in 37 minutes in a win vs. Phoenix on 3/6... 2009-10 Season (Oklahoma City Thunder): Appeared in 76 games, averaging 9.9 ppg, 3.2 rpg, 1.8 apg and 1.1 spg in 22.9 mpg...Shot .403 (233-of-578) from the field, .375 (93-of-248) from 3-point range and .808 (194-of-240) from the free-throw line...Named to the NBA All-Rookie Second Team...Scored in double figures in 35 games, including four games with 20+ points...Poured in a then-career-high 26 points (6-of-13 FG, 1-of-4 3FG, 13-of-14 FT) with nine rebounds, five assists and two steals in 30 minutes in win vs. Golden State on 12/7.

PLAYOFF CAREER: Has appeared in 137 career playoff games (94 starts)... Holds playoff career averages of 23.3 points on .428 percent (953-of-2,229) shooting from the floor and .332 (341-of-1,026) from long range, while disching out 6.0 assists and grabbing 5.5 rebounds in 35.4 minutes per game... 2021 Playoffs (Brooklyn Nets): Appeared in nine of Brooklyn's 12 games, missing Games 2-4 of the Eastern Conference Semifinals vs. Milwaukee (he also played just 43 seconds of Game 1 before suffering a hamstring injury)...In the first round series vs. Boston, he averaged 27.8 ppg on 50/40/90 shooting splits (.556 FG, .475 3FG, .909 FT), 7.2 rpg, 10.6 apg, 2.0 spg and 1.0 bpg in 36.5 mpg...The 27.8 ppg were the fifth-highest in a playoff series in Nets history...The 10.6 apg were the third-highest in a playoff series in Nets history, trailing only Jason Kidd (13.2 apg in the 2007 first round vs. Toronto) and Micheal Ray Richardson (11.3 apg in the 1985 first round vs. Detroit)...Registered the 11th triple-double in Nets Playoff history and the first 30-point triple-double in Nets Playoff history with 34 points, 10 boards and 10 assists in 39 minutes in Game 5; the triple-double was the fourth of Harden's postseason career...Contributed 23 points, five rebounds and 18 assists in Game 4 vs. Boston, representing a career-high for assists (regular season or playoffs) and just one assist shy of tying the franchise playoff record of 19, set by Jason Kidd in Game 3 of the Nets' first round series vs. Toronto in 2007...Posted 20+ points and 10+ assists in Games 3-5 of the Boston series, becoming the first player in franchise postseason



PLAYERS

JAMES HARDEN CONTINUED

history to record 20/10 in three straight games...Despite suffering a hamstring injury, he still finished first on the team in playoff apg (8.6), offensive rating (123.9) and spg (1.7), second in rpg (6.3) and ranked third in ppg (20.2)...The 8.6 apg marked a career-high in a single postseason run for Harden... 2020 Playoffs (Houston Rockets): Started all 12 games for Houston during its run to the Conference Semifinals, averaging 29.6 points, 7.7 assists, 5.6 rebounds and 1.5 steals in 37.3 minutes per game...Scored 30+ points eight times...Recorded three double-doubles... 2019 Playoffs (Houston Rockets): Started all 11 games for Houston during its run to the Western Conference Semifinals, averaging 31.6 points, 6.8 rebounds, 6.6 assists and 2.18 steals in 38.6 minutes per game...Scored 30+ points seven times, including 40+ once...Recorded four double-doubles with one triple-double...Poured in 32 points, 13 rebounds and 10 assists in Game 2 of the First Round series vs. Utah... 2018 Playoffs (Houston Rockets): Started all 17 games for Houston during its run to the Western Conference Finals, averaging 28.6 points, 6.8 assists, 5.2 rebounds and 2.24 steals in 36.5 minutes per game...Scored 30+ points eight times, including 40+ three times...Recorded three double-doubles... 2017 Playoffs (Houston Rockets): Started all 11 games for Houston during its run to the Western Conference Semifinals, averaging 28.5 points, 8.5 assists, 5.5 rebounds and 1.91 steals in 37.0 minutes per game...Joined Michael Jordan as the only players to average at least 28.0 ppg, 8.0 apg, 5.0 rpg and 1.90 spg in a single postseason with at least six games played...Scored 30+ points six times, including 40+ twice...Recorded four double-doubles, including one triple-double...Tallied 33 points, 10 rebounds and 10 assists in Game 5 of the Western Conference Semifinals at San Antonio... 2016 Playoffs (Houston Rockets): Started all five games of Houston's First Round series vs. Golden State, averaging 26.6 points, 7.6 assists, 5.2 rebounds and 2.40 steals in 38.6 minutes per game...Scored 30+ points twice and recorded two double-doubles...Swiped a Rockets franchise-high-tying seven steals in Game 4 on 4/27... 2015 Playoffs (Houston Rockets): Started all 17 games for Houston during its run to the Western Conference Finals, averaging 27.2 points, 7.5 assists, 5.7 rebounds and 1.6 steals in 37.4 minutes per...Scored 20+ points 15 times, including 30+ five times and 40+ twice...Recorded six double-doubles, including one triple-double... 2014 Playoffs (Houston Rockets): Started all six games of Houston's First Round series vs. Portland, averaging 26.8 points, 5.8 assists, 4.7 rebounds and 2.0 steals in 43.8 minutes per game...Scored 20+ points four times, including 30+ twice... 2013 Playoffs (Houston Rockets): Started all six games of Houston's First Round series vs. Oklahoma City, averaging 26.3 points, 6.7 rebounds, 4.5 assists and 2.0 steals in 40.5 minutes per game...Scored 20+ points five times, including 30+ three times...Recorded one double-double... 2012 Playoffs (Oklahoma City Thunder): Appeared in all 20 games for Oklahoma City during its run to the NBA Finals, averaging 16.3 points, 5.1 rebounds, 3.4 assists and 1.6 steals in 31.5 minutes per game...Scored 20+ points five times, including 30+ once... 2011 Playoffs (Oklahoma City Thunder): Appeared in all 17 games during Oklahoma City's run to the Western Conference Finals, averaging 13.0 points, 5.4 rebounds, 3.6 assists and 1.2 steals in 31.6 minutes per game...Scored 20+ points three times... 2010 Playoffs (Oklahoma City Thunder): Appeared in all six games of Oklahoma City's First Round series vs. L.A. Lakers, averaging 7.7 points, 2.5 rebounds, 1.8 assists and 1.0 steals in 20.0 minutes per game.

COLLEGE CAREER: Played two seasons at Arizona State University, appearing in 69 total games with career averages of 19.0 points, 5.4 rebounds, 3.7 assists and 1.9 steals in 35.0 minutes per game... 2008-09 Season (Arizona State University): Appeared in 35 games (all starts), averaging 20.1 ppg, 5.6 rpg, 4.2 apg and 1.7 spg in 35.8 mpg...Shot .489 (221-of-452) from the field, .356 (58-of-163) from 3-point range and .756 (204-of-270) from the free-throw line...Was a First-Team All-Pac-10 selection...Named AP First-Team All American...Earned Pac-10 Player of the Year honors, joining Jason Kidd and Mike Bibby as the only sophomores in conference history to win the award...Became the fifth player in Pac-10 history to lead the conference in scoring (20.1 ppg) and steals (1.69 spg) in a single season... 2007-08 Season (Arizona State University): Appeared in 34 games (33 starts), averaging 17.8 ppg, 5.3 rpg, 3.2 apg and 2.1 spg in 34.1 mpg...Shot .527 (196-of-372) from the field, .407 (44-of-108) from 3-point range and .754 (169-of-224) from the free-throw line...Led the Pac10 in steals per game (2.1)...Named First-Team All-Pac-10...Selected to Pac-10 All-Freshman Team.

MORE: Lists his mother, Monja Willis, as the biggest influence in his life...He and his mother host annual Thanksgiving and Holiday shopping events for families in need from the Houston area...Led Artesia High School (California) to a 33-2 record in his senior year and second straight state title, as well as earning Trophy-Case Player of the year honors...Went to the same high school that produced Ed and Charles O'Bannon and Jason Kapono...Enjoys playing video games...Favorite food is chicken pasta...Won a gold medal as a member of Team USA during the 2012 Olympics in London and FIBA World Championship as a captain for Team USA during the 2014 FIBA World Cup in Spain...In August of 2019, hosted the third annual JH-Town Weekend, featuring a concert, comedy show, and celebrity softball game in addition to a community event with proceeds going to funding scholarships for his 3 The Harden Way foundation...Donated \$1 million to aid Hurricane Harvey relief efforts after areas of Houston were devastated by flooding...In 2019, Houston Mayor Sylvester Turner announced Harden's plan to help refurbish basketball courts and parks in the city...In response to the COVID-19 pandemic, partnered with Kroger to provide groceries to local Houston families in need over an eight-week span...Owns a stake in the Houston Dynamo of Major League Soccer...Recently opened a fine dining restaurant in Houston named "Thirteen."



PLAYERS

TOBIAS HARRIS CONTINUED

double-doubles through the season which was the fourth-most on the team... Led the team in minutes played with 2,014 and field goals made with 473... Ranked second on the team in points (1,451)... Had the second-most assists on the team this season (220)... Ended the year with the third-most rebounds on the team (419)... Had the fourth-most steals (55) and the fifth-most blocks this year... Missed six games with right knee soreness... Named NBA Player of the Week for the week of Jan 4, 2021.

2019-20 (PHI): Appeared in 72 games (all starts) and averaged 19.6 points, 6.9 rebounds and a career-high 3.2 assists in 34.3 minutes per game... Was one of just 10 players in the NBA with such averages... Paced the 76ers in total points (1,411) and field goals made (553)... Was the only player in the league that had at least 1,400 points and fewer than 110 turnovers... Shot .471 from the field, .367 from three-point range and .806 from the free-throw line... Led the team and ranked sixth in the league in minutes played (2,469)... Was second on the team in total rebounds with 495... His six 30-point games were the second-most on the team and the second-most in a season for his career... Tallied a season-high 35 points on 14-21 (.667) shooting from the field, 4-7 (.571) from three-point range and a perfect 3-3 from the free-throw line on Dec. 23 vs. Detroit... Posted similar stat lines in a pair of 34-point efforts on Jan. 15 vs. Brooklyn and Feb. 27 vs. New York... Converted 14 field-goal attempts in each of those games... Delivered three other 30-plus point efforts on the season... Both of his games with five three-pointers came against Milwaukee (Dec. 25 and Feb. 6)... Notched 11 double-doubles and had 12 games with at least 10 rebounds, including a season-high 15 rebounds on Oct. 23 vs. Boston and Aug. 7 vs. Orlando... His 46:12 of playing time on Feb. 20 vs. Brooklyn was a 2019-20 76ers, individual single-game high... Drained his 700th career three-pointer on Nov. 15 at Oklahoma City... Grabbed his 3,500th career rebound on Jan. 9 vs. Boston... Blocked the 300th shot of his career on Aug. 5 vs. Washington... Missed just one game on the season with right ankle soreness (Aug. 11)... Scored in double figures in 70 of his 72 appearances... Including the postseason, his 35 games with 20-plus points were the second most on the team behind only Joel Embiid (37)... Including the postseason, led the 76ers in points 20 times, rebounds 13 times, assists six times, steals 10 times and blocks 14 times.

2018-19 (LAC-PHI): Appeared in 82 games (all starts) averaging career highs in points (20.0) and rebounds (7.9) to go along with 2.8 assists in 34.7 minutes per game, while shooting .487 from the field, .397 from the three-point range and .866 from the free-throw line... Named Kia Western Conference Player of the Month for games played in October and November... Scored a career-high 39 points vs. Portland (12/17)... Brought down a career-high 12 rebounds on two occasions, at Memphis (12/5) and versus Orlando (3/5)... Dished out a career-high nine assists at San Antonio (1/20)... Had a season-high four steals at Phoenix (1/4)... Blocked a career-high-tying three shots vs. Denver (10/17)... Posted a career-high 15 double-doubles... Scored 30-plus points in a career-high eight games... Put up 20-plus points in a career-high 44 contests... Reached double figures in points in 76 of his 82 games played... Grabbed 10-or-more rebounds in a career-best 18 games... Handed out at least five assists in a career-high 11 games... Made multiple threes in 49 games... Had a perfect free-throw percentage in 40 games, which were tied for the sixth-most occurrences in the league.

2017-18 (DET-LAC): Appeared in 80 games (80 starts), averaging 18.6 points, 5.5 rebounds and 2.4 assists, while shooting .460 from the field, .411 from three-point range and .829 from the free-throw line in 33.4 minutes... Averaged career-highs in points per game (18.6), assists per game (2.4) and three-point percentage (.411)... Scored 20+ points a career-high 36 times in 80 appearances, (previously 22 in 82 appearances in 2016-17)... In 32 appearances with the Clippers, averaged 19.3 points, 6.0 rebounds and 3.1 assists while shooting .414 from three-point range. Only seven players in NBA history have averaged those totals for a complete season... Made Clippers debut on 2/3/18 vs. Chicago, tallying 24 points (10-19 FG, 3-6 3PT), four rebounds, two assists, one steal & one block in 33:35 minutes... became the 24th player in Clippers history to score 20+ points in their team debut and the first since Jamal Crawford in 2012-13... 2/14/18 at Boston, scored 30 points, first 30+ point game as a Clipper, 10th of his career and fifth of the season... Appeared in 48 games (all starts) for Detroit, averaging 18.2 points, 5.1 rebounds and 2.0 assists in 32.6 minutes... Recorded his 6,000th career point on 1/8/18 at New Orleans as a member of the Detroit Pistons... Tied a career-high with 34 points on 10/25/17 vs. Minnesota as a member of the Detroit Pistons.

2016-17 (DET): Appeared in a career-high 82 games (48 starts) and averaged a team-high 16.1 points (.481 FG, .347 3FG, .841 FT), 5.1 rebounds, 1.7 assists, 0.7 steals, 0.7 blocks and 31.1 minutes per game... In 48 games as a starter, averaged 15.9 points, 4.8 rebounds, 1.8 assists and 32.9 minutes per game... In 34 games off the bench, averaged 16.5 points (.502 FG, .389 3FG), 5.4 rebounds and 1.6 assists in 29.0 minutes per game... Among NBA league leaders, ranked 135th in field-goal percentage (career-high .481)... Scored 10-plus points 69 times and 20-plus points 22 times – both team highs... Grabbed 10-plus rebounds three times and recorded three double-doubles... Led the team in scoring a team-high 26 times and in rebounds four times... Scored a season-high 28 points vs. New York (3/11)... Was the only Piston and one of only 17 players in the NBA this season to play in all 82 games... Scored his 5,000th career point vs. Chicago (3/6/17) and made his 2,000th career field goal at Memphis (4/9)... Grabbed his 2,000th career rebound vs. New Orleans (2/1)... Averaged 17.9 points (.514 FG) and 4.8 rebounds in 13 games in January – his best offensive month of the season.

2015-16 (ORL/DET): Appeared in a career-high 76 games (74 starts) with Orlando and Detroit averaging 14.7 points, 6.7 rebounds, career-high 2.2 assists, 0.9 steals and 33.1 minutes per game... Played in 27 games (25 starts) with Detroit and averaged... 16.6 points (.477 FG, .375 3FG, .911 FT), 6.2 rebounds and 33.5 minutes per game... Among NBA league leaders, ranked 40th in free throw percentage (career-high .831)... Led the Pistons in scoring five times, in rebounds once and in assists three times... Overall, scored 10-plus points 64 times, 20-plus points 13 times and 30-plus points once... With the Pistons, scored 10-plus points 25 times and 20-plus points seven times... Also grabbed 10-plus rebounds twice with Detroit... Recorded career-high 12 double-doubles (10 with Orlando and two with Detroit)... Scored a season-high 30 points vs. Oklahoma City (10/30) and grabbed season-high 13 rebounds twice [at New Orleans (11/3) and vs. Utah (11/13)]... Dished out season-high eight assists at Brooklyn (1/8) and recorded season-high four steals at Atlanta (1/18)... Tied career-high three blocks vs. Sacramento (11/21)... Recorded single-season career highs in rebounds (51), assists (169) and minutes (2,513)... Missed three games with a sore left ankle while with Orlando (2/7) - (2/10) and one game due to rest (4/13 at Cleveland).

2014-15 (ORL): Played in 68 games (63 starts) with Orlando, averaging a career-high 17.1 ppg., 6.3 rpg., 1.8 apg. and 1.01 mpg. in a career-high 34.8 mpg... Shot .364 (87-239 3FG) from three-point range... As a starter, averaged 17.6 ppg., 6.5 rpg., 1.9 apg. and 1.06 stpg. in 35.6 mpg... Tied for 17th in the NBA in minutes played and ranked 28th in scoring... Led (or tied) the team in scoring 20 times, in rebounding 11 times and in assists twice... Scored in double figures 61 times and had 20-plus points 21 times, including a career-high 34 points in a career-high 45 minutes vs. L.A. Lakers (2/6)... Recorded 11 double-doubles... Had 10-plus rebounds 11 times, including a season-high 16 boards twice [vs. Minnesota (11/7) and at Charlotte (11/21)]... Dished out a career-high-tying six assists at San Antonio on 2/4... Recorded at least one steal 47 times and had two-or-more steals 14 times, including a career-high five steals at Detroit (11/17)... Missed 14 games due to injury: missed two games (11/22-24) due to a strained right calf, three games (2/9-20) due to a sore right knee, eight games (1/10-18, 3/18-22) due to a sprained left ankle and one game (4/15) due to a sore right Achilles.



PLAYERS

TOBIAS HARRIS CONTINUED

2013-14 (ORL): Played in 61 games (36 starts) with Orlando, averaging 14.6 ppg., a career-best 7.0 rpg. and 1.3 apg. in 30.3 mpg... Shot .807 (197-244) from the free throw line... As a starter, averaged 15.7 ppg., 7.5 rpg. and 1.4 apg. in 34.1 mpg... Ranked 39th in the NBA in rebounding... Led (or tied) the Magic in scoring 13 times and in rebounding 16 times. Scored in double figures 50 times and had 20-plus points 12 times, including 31 points vs. Philadelphia (3/2)... Pulled down 10-plus rebounds eight times, including a career-high 20 rebounds vs. L.A. Lakers (1/24).

2012-13 (ORL/MIL): Appeared in 55 games (34 starts) for both Milwaukee and Orlando, averaging 11.0 ppg., 5.2 rpg. and 1.3 apg. in 23.6 mpg... Appeared in 28 games (14 starts) with the Bucks, averaging 4.9 ppg. and 2.0 rpg. in 11.6 mpg... Acquired from Milwaukee on Feb. 21... Played in 27 games with the Magic, averaging 17.3 ppg., 8.5 rpg., 2.1 apg. and 1.37 bpg. in 36.1 mpg... Made 20 starts with Orlando, averaging 17.5 ppg., 9.3 rpg., 2.3 apg. and 1.55 bpg. in 38.6 mpg. during that span... Led (or tied) the Magic in scoring ten times, in rebounding five times and in assists once... Scored in double figures 30 times (24 with Orlando) and had 20-plus points nine times, including 30 points twice vs. Washington (3/29) and vs. Milwaukee (4/10)... Pulled down 10-plus rebounds nine times (all with Orlando), including 19 rebounds vs. Milwaukee (4/10)... Recorded nine double-doubles... Dished out a career-high six assists on at Charlotte (3/27)... Tallied at least one steal 22 times... Recorded at least one blocked shot 24 times... Logged a career-high 45 minutes four times... Missed seven games (12/14-26) due to a right elbow laceration... Had 18 DNP-CDs and was on the Inactive List once. 35 games with 20-plus points were the second most on the team behind only Joel Embiid (37)... Including the postseason, led the 76ers in points 20 times, rebounds 13 times, assists six times, steals 10 times and blocks 14 times.

2018-19 (LAC-PHI): Appeared in 82 games (all starts) averaging career highs in points (20.0) and rebounds (7.9) to go along with 2.8 assists in 34.7 minutes per game, while shooting .487 from the field, .397 from the three-point range and .866 from the free-throw line... Named Kia Western Conference Player of the Month for games played in October and November... Scored a career-high 39 points vs. Portland (12/17)... Brought down a career-high 12 rebounds on two occasions, at Memphis (12/5) and versus Orlando (3/5)... Dished out a career-high nine assists at San Antonio (1/20)... Had a season-high four steals at Phoenix (1/4)... Blocked a career-high-tying three shots vs. Denver (10/17)... Posted a career-high 15 double-doubles... Scored 30-plus points in a career-high eight games... Put up 20-plus points in a career-high 44 contests... Reached double figures in points in 76 of his 82 games played... Grabbed 10-or-more rebounds in a career-best 18 games... Handed out at least five assists in a career-high 11 games... Made multiple threes in 49 games... Had a perfect free-throw percentage in 40 games, which were tied for the sixth-most occurrences in the league.

2017-18 (DET-LAC): Appeared in 80 games (80 starts), averaging 18.6 points, 5.5 rebounds and 2.4 assists, while shooting .460 from the field, .411 from three-point range and .829 from the free-throw line in 33.4 minutes... Averaged career-highs in points per game (18.6), assists per game (2.4) and three-point percentage (.411)... Scored 20+ points a career-high 36 times in 80 appearances, (previously 22 in 82 appearances in 2016-17)... In 32 appearances with the Clippers, averaged 19.3 points, 6.0 rebounds and 3.1 assists while shooting .414 from three-point range. Only seven players in NBA history have averaged those totals for a complete season... Made Clippers debut on 2/3/18 vs. Chicago, tallying 24 points (10-19 FG, 3-6 3PT), four rebounds, two assists, one steal & one block in 33:35 minutes... became the 24th player in Clippers history to score 20+ points in their team debut and the first since Jamal Crawford in 2012-13... 2/14/18 at Boston, scored 30 points, first 30+ point game as a Clipper, 10th of his career and fifth of the season... Appeared in 48 games (all starts) for Detroit, averaging 18.2 points, 5.1 rebounds and 2.0 assists in 32.6 minutes... Recorded his 6,000th career point on 1/8/18 at New Orleans as a member of the Detroit Pistons... Tied a career-high with 34 points on 10/25/17 vs. Minnesota as a member of the Detroit Pistons.

2016-17 (DET): Appeared in a career-high 82 games (48 starts) and averaged a team-high 16.1 points (.481 FG, .347 3FG, .841 FT), 5.1 rebounds, 1.7 assists, 0.7 steals, 0.5 blocks and 31.1 minutes per game... In 48 games as a starter, averaged 15.9 points, 4.8 rebounds, 1.8 assists and 32.9 minutes per game... In 34 games off the bench, averaged 16.5 points (.502 FG, .389 3FG), 5.4 rebounds and 1.6 assists in 29.0 minutes per game... Among NBA league leaders, ranked T35th in field-goal percentage (career-high .481)... Scored 10-plus points 69 times and 20-plus points 22 times – both team highs... Grabbed 10-plus rebounds three times and recorded three double-doubles... Led the team in scoring a team-high 26 times and in rebounds four times... Scored a season-high 28 points vs. New York (3/11)... Was the only Piston and one of only 17 players in the NBA this season to play in all 82 games... Scored his 5,000th career point vs. Chicago (3/6/17) and made his 2,000th career field goal at Memphis (4/9)... Grabbed his 2,000th career rebound vs. New Orleans (2/1)... Averaged 17.9 points (.514 FG) and 4.8 rebounds in 13 games in January – his best offensive month of the season.

2015-16 (ORL/DET): Appeared in a career-high 76 games (74 starts) with Orlando and Detroit averaging 14.7 points, 6.7 rebounds, career-high 2.2 assists, 0.9 steals and 33.1 minutes per game... Played in 27 games (25 starts) with Detroit and averaged... 16.6 points (.477 FG, .375 3FG, .911 FT), 6.2 rebounds and 33.5 minutes per game... Among NBA league leaders, ranked 40th in free throw percentage (career-high .831)... Led the Pistons in scoring five times, in rebounds once and in assists three times... Overall, scored 10-plus points 64 times, 20-plus points 13 times and 30-plus points once... With the Pistons, scored 10-plus points 25 times and 20-plus points seven times... Also grabbed 10-plus rebounds twice with Detroit... Recorded career-high 12 double-doubles (10 with Orlando and two with Detroit)... Scored a season-high 30 points vs. Oklahoma City (10/30) and grabbed season-high 13 rebounds twice [at New Orleans (11/3) and vs. Utah (11/13)]... Dished out season-high eight assists at Brooklyn (1/8) and recorded season-high four steals at Atlanta (1/18)... Tied career-high three blocks vs. Sacramento (11/21)... Recorded single-season career highs in rebounds (511), assists (169) and minutes (2,513)... Missed three games with a sore left ankle while with Orlando (2/7) - (2/10) and one game due to rest (4/13 at Cleveland).

2014-15 (ORL): Played in 68 games (63 starts) with Orlando, averaging a career-high 17.1 ppg., 6.3 rpg., 1.8 apg. and 1.01 mpg. in a career-high 34.8 mpg... Shot .364 (87-239 3FG) from three-point range... As a starter, averaged 17.6 ppg., 6.5 rpg., 1.9 apg. and 1.06 stpg. in 35.6 mpg... Tied for 17th in the NBA in minutes played and ranked 28th in scoring... Led (or tied) the team in scoring 20 times, in rebounding 11 times and in assists twice... Scored in double figures 61 times and had 20-plus points 21 times, including a career-high 34 points in a career-high 45 minutes vs. L.A. Lakers (2/6)... Recorded 11 double-doubles... Had 10-plus rebounds 11 times, including a season-high 16 boards twice [vs. Minnesota (11/7) and at Charlotte (11/21)]... Dished out a career-high-tying six assists at San Antonio on 2/4... Recorded at least one steal 47 times and had two-or-more steals 14 times, including a career-high five steals at Detroit (11/17)... Missed 14 games due to injury; missed two games (11/22-24) due to a strained right calf, three games (2/9-20) due to a sore right knee, eight games (1/10-18, 3/18-22) due to a sprained left ankle and one game (4/15) due to a sore right Achilles.

2013-14 (ORL): Played in 61 games (36 starts) with Orlando, averaging 14.6 ppg., a career-best 7.0 rpg. and 1.3 apg. in 30.3 mpg... Shot .807 (197-244) from the free throw line... As a starter, averaged 15.7 ppg., 7.5 rpg. and 1.4 apg. in 34.1 mpg... Ranked 39th in the NBA in rebounding... Led (or tied) the Magic in scoring 13 times and in rebounding 16 times. Scored in double figures 50 times and had 20-plus points 12 times, including 31 points vs. Philadelphia (3/2)... Pulled down 10-plus rebounds eight times, including a career-high 20



PLAYERS

TOBIAS HARRIS CONTINUED

rebounds vs. L.A. Lakers (1/24).

2012-13 (ORL/MIL): Appeared in 55 games (34 starts) for both Milwaukee and Orlando, averaging 11.0 ppg., 5.2 rpg. and 1.3 apg. in 23.6 mpg... Appeared in 28 games (14 starts) with the Bucks, averaging 4.9 ppg. and 2.0 rpg. in 11.6 mpg... Acquired from Milwaukee on Feb. 21... Played in 27 games with the Magic, averaging 17.3 ppg., 8.5 rpg., 2.1 apg. and 1.37 bpg. in 36.1 mpg... Made 20 starts with Orlando, averaging 17.5 ppg., 9.3 rpg., 2.3 apg. and 1.55 bpg. in 38.6 mpg. during that span... Led (or tied) the Magic in scoring ten times, in rebounding five times and in assists once... Scored in double figures 30 times (24 with Orlando) and had 20-plus points nine times, including 30 points twice vs. Washington (3/29) and vs. Milwaukee (4/10)]... Pulled down 10-plus rebounds nine times (all with Orlando), including 19 rebounds vs. Milwaukee (4/10)... Recorded nine double-doubles... Dished out a career-high six assists on at Charlotte (3/27)... Tallied at least one steal 22 times... Recorded at least one blocked shot 24 times... Logged a career-high 45 minutes four times... Missed seven games (12/14-26) due to a right elbow laceration... Had 18 DNP-CDs and was on the Inactive List once.

2011-12 (MIL): Played in 42 games (nine starts) during his rookie campaign for Milwaukee, averaging 5.0 ppg. and 2.4 rpg. in 11.4 mpg... Led (or tied) the Bucks in scoring twice and in rebounding twice... Scored in double figures seven times... Recorded first NBA double-double vs. Philadelphia (4/25) with 15 points and 13 rebounds... Made his NBA debut at L.A. Clippers (1/7) and first NBA start at Orlando (3/3)... Had 15 DNP-CDs and was on the Inactive List four times.

COLLEGE: Tennessee (2010-11) Played 34 games (33 starts) during his only season at the University of Tennessee, averaging 15.3 ppg., 7.3 rpg. and 1.3 apg. in 29.2 mpg... Named Second Team All-SEC and to the All-SEC Freshman Team... Ranked fourth among NCAA freshmen in the six major conferences in scoring and tied for fifth in rebounding... Finished fifth in the SEC in rebounding (7.9 rpg.) in conference games only... Posted eight double-doubles, third-most among all SEC players... Led (or tied) the Volunteers in scoring 13 times and in rebounding 18 times... Scored a career-high-tying 25 points vs. Florida (3/11) during the SEC Tournament... Also had 25 points on at South Carolina (3/3).

MORE: Full name is Tobias John Harris... Born on July 15, 1992 in Islip, NY... Parents are Torrel and Lisa Harris... Torrel, played college basketball at Duquesne and Murray State... Has three brothers, Tyler, T.J. and Terry, and two sisters, Tori and Tesia... Sister, Tesia, earned Third Team All-Colonial Athletic Association honors in 2009-10 playing basketball at the University of Delaware before transferring to St. John's... Sister, Tori, plays basketball at St. Bonaventure after beginning her collegiate career at James Madison... Brother, Tyler, played his freshman season at North Carolina State in 2011-12 before transferring to Providence and finishing his collegiate career at Auburn... Brother, Terry, finished his college career at North Carolina A&T in 2018-19 and played the 2019-20 season in the NBA G League with the 76ers' affiliate, the Delaware Blue Coats... Cousin of veteran NBA center Channing Frye... Selected to the 2014 USA Men's Select Team... Participated in the 2016 Seeds for Peace Camp... Received the NBA Cares Community Assist Award in October 2016, earning the award for the second time in his career and was named a finalist for the yearlong NBA Community Assist Award... Recognized for his tremendous efforts in the Central Florida community as the winner of the Rich and Helen DeVos Community Enrichment Award in 2014 and co-winner in 2015 with Victor Oladipo... Received the NBA Cares Community Assist Award for March 15... Named a finalist for the 2014-15 J. Walter Kennedy Citizenship Award, given annually to a player, coach or athletic trainer who has shown outstanding service and dedication to the community... Was a finalist for the Naismith High School Player of the Year Award as a senior at Half Hollow Hills West High School, who he led to the New York Class AA state title game AA state title game as a senior... Named New York's Mr. Basketball, All-USA by USA Today and a McDonald's All-American... Hosted School of Business Basketball Camp in Long Island, NY, where he works to teach young athletes a combination of basketball and life skills.



PLAYERS

P.J. TUCKER CONTINUED

occasions and registered three double-doubles...recorded 41 multi-trey games... scored a season-high 21 points, including his 4,000th career point, and hit a career-high seven three-point field goals on Jan. 7 vs. Denver...grabbed his 3,000th career rebound on Dec. 11 at Houston...Season Highs: 21 points (vs. Denver, Jan. 7), 16 rebounds (vs. San Antonio, Dec. 22), seven assists (vs. Milwaukee, Jan. 9), seven steals (vs. Utah, Oct. 24), two blocks (seven times) and 44:04 minutes (at Detroit, Nov. 23).

2017-18 (HOU): Played in all 82 games (34 starts) for the Rockets and averaged 6.1 points (.390 FG%, .717 FT%), 5.6 rebounds, 0.95 steals and 27.8 minutes...led the team in games played, finished second in defensive rebounds, total rebounds and minutes and ranked third in offensive rebounds...scored in double figures 17 times, including one 20-point outing...corralled double-figure rebounds on seven occasions and tallied three double-doubles...accumulated 31 multi-trey games...played in his 500th career game in the season-finale on Apr. 11 at Sacramento...Season Highs: 20 points (at Golden State, Oct. 17), 13 rebounds (at Charlotte, Oct. 27), four assists (vs. Washington, Apr. 3), four steals (three times), two blocks (five times) and 41:00 minutes (at Miami, Feb. 7).

2016-17 (PHX/TOR): Split the season between the Phoenix Suns and Toronto Raptors, averaging 6.7 points (.413 FG%, .774 FT%), 5.8 rebounds, 1.43 steals, 1.2 assists and 27.6 minutes in 81 games (21 starts)...sat one game (Apr. 2) with a sore left knee...ranked among league leaders in steals per turnover (4th) and steals per game (26th)...scored in double figures 17 times, including one 20-point performance...grabbed double-figure boards 10 times and posted three double-doubles...tallied 22 multi-trey games... appeared in 24 games (four starts) for the Raptors and averaged 5.8 points (.406 FG%, .688 FT%), 5.4 rebounds, 1.29 steals, 1.1 assists and 25.4 minutes...played in 57 games (17 starts) for the Suns and averaged 7.0 points (.415 FG%, .792 FT%), 6.0 rebounds, 1.49 steals, 1.3 assists and 28.5 minutes... ranked second on the team in steals...amassed a career-high seven steals vs. Milwaukee on Feb. 4...scored his 3,000th career point on Feb. 3 at Sacramento...grabbed his 2,000th career rebound on Nov. 21 at Washington... appeared in his 400th career game on Mar. 4 at Milwaukee... Season Highs: 21 points (vs. Denver, Nov. 27), 17 rebounds (vs. New Orleans, Feb. 13), seven steals (vs. Milwaukee, Feb. 4), six assists (vs. Minnesota, Jan. 24), two blocks (twice) and 42:28 minutes (vs. New Orleans, Dec. 11).

2015-16 (PHX): Played in all 82 games (80 starts) for the Suns and averaged 8.0 points (.411 FG%, .746 FT%), 6.2 rebounds, 2.2 assists, 1.29 steals and 31.0 minutes...set new single-season career highs in assists and offensive rebounds...ranked among NBA leaders in steals per turnover (16th) and steals per game (36th)...led the team in steals, games, starts and minutes and finished third in offensive, defensive and total rebounds...amassed 27 double-figure scoring games, including five 20-point outings...grabbed double-figure rebounds on 16 occasions and registered seven double-doubles...made a career-high 10 field goals in a 22-point performance at Oklahoma City on Dec. 31...dished out a career-high eight assists at Philadelphia on Jan. 26...scored a career-high 24 points at Houston on Apr. 7... appeared in his 300th career game on Jan. 23 vs. Atlanta... Season Highs: 24 points (at Houston, Apr. 7), 13 rebounds (three times), eight assists (at Philadelphia, Jan. 26), five steals (twice), three blocks (at Sacramento, Jan. 2) and 45:58 minutes (vs. Oklahoma City, Feb. 8).

2014-15 (PHX): Appeared in 78 games (63 starts) with Phoenix and averaged 9.1 points (.438 FG%, .727 FT%), 6.4 rebounds, 1.6 assists, 1.37 steals and 30.6 minutes...did not miss any games due to injury/illness, but sat out the first three games of the season (Oct. 29-Nov. 1) due to an NBA suspension and was inactive for one game (Nov. 17) while serving a team suspension...set a single-season career high in defensive rebounds...ranked among NBA leaders in steals per turnover (6th) and steals per game (33rd)... ranked second on the team in steals and offensive, defensive and total rebounds and third in minutes...scored in double figures on 37 occasions, including two games with at least 20 points... grabbed double-figure rebounds on eight occasions and recorded four double-doubles...blocked a career-high four shots at Charlotte on Dec. 17...turned in season highs in points and rebounds in a 20-point, 14-rebound double-double at Miami on Mar. 2...scored his 2,000th career point on Apr. 14 in the season-finale vs. the Clippers...grabbed his 1,000th career rebound on Dec. 6 at Houston...Season Highs: 20 points (twice), 14 rebounds (at Miami, Mar. 2), five assists (vs. Portland, Jan. 21), five steals (twice), four blocks (at Charlotte, Dec. 17) and 41:06 minutes (at Miami, Mar. 2).

2013-14 (PHX): Started all 81 games in which he appeared for the Suns and averaged 9.4 points (.431 FG%, .776 FT%), 6.5 rebounds, 1.7 assists, 1.36 steals and 30.7 minutes...missed one game (Mar. 12) while serving a league suspension... established single-season career highs in points, scoring average, field goals made and attempted, three-point field goal percentage, free throws made and attempted and rebounds...ranked among league leaders in steals per turnover (9th) and steals per game (30th)...led the Suns in steals, ranked second in offensive rebounds, defensive rebounds, total rebounds and minutes and finished third in three-point field goal percentage...scored in double figures 37 times, including one 20-point effort...grabbed double-figure boards on 15 occasions and registered 11 double-doubles...was perfect from the charity stripe, making a career-high nine free throws at Denver on Feb. 18... amassed a career-high 11 free throw attempts at L.A. Clippers on Mar. 10...appeared in his 200th career game on Dec. 17 at Charlotte...Season Highs: 22 points (vs. Oklahoma City, Apr. 6), 15 rebounds (twice), six assists (three times), five steals (at Boston, Mar. 14), two blocks (five times) and 42:37 minutes (vs. Oklahoma City, Mar. 6).

2012-13 (PHX): Appeared in 79 games (45 starts) with Phoenix and averaged 6.4 points (.473 FG%, .744 FT%), 4.4 rebounds, 1.4 assists and 24.2 minutes...sat two games (Dec. 8-9) due to a mild medial collateral sprain in his right knee...was a DNP-CD once... set a single-season career high in field goal percentage...ranked second on the team in offensive rebounds and tied for second in field goal percentage...notched 22 double-figure scoring games, including one 20-point performance...posted four double-figure rebounding games and three double-doubles...Season Highs: 21 points (vs. Houston, Apr. 15), 10 rebounds (four times), six assists (vs. Golden State, Apr. 5), three steals (five times), two blocks (three times) and 40:07 minutes (twice).

2006-07 SEASON: Came off the bench in all 17 games in which he appeared for the Toronto Raptors and averaged 1.8 points (.500 FG%, .571 FT%), 1.4 rebounds and 4.9 minutes...missed a total of 52 games...was inactive for 25 games (Jan. 5-Feb. 4, Mar. 6-23) while on G League assignments...was a DNP-CD on 14 occasions and a healthy scratch on the inactive list 13 times...scored in double figures once...made his NBA debut in the season opener at New Jersey on Nov. 1, totaling three points, four rebounds and one steal in 8:06 minutes of action...appeared in 19 games (12 starts) with the G League's Colorado 14ers, averaging 10.7 points (.472 FG%, .846 FT%), 3.4 rebounds, 2.1 assists and 24.3 minutes...NBA Season Highs: 12 points (at Phoenix, Dec. 19), nine rebounds (at Phoenix, Dec. 19), three assists (at L.A. Clippers, Dec. 20), one steal (twice) and 19:30 minutes (at Phoenix, Dec. 19).

NBA PLAYOFFS: 2022: Appeared and started in 18 games with the Miami heat with averages of 7.9 points, 5.7 rebounds and 1.8 assists per outing while shooting a playoff career-best .495 from the floor, .451 from three and .688 from the foul line...2021: Played in all 23 games (19 starts) for the NBA Champion Bucks and averaged 4.3 points (.388 FG%, .750 FT%), 4.8 rebounds, 1.1 assists, 0.96 steals and 29.6 minutes...set postseason career highs in assists, offensive rebounds, steals, games, starts and minutes...ranked among postseason hustle leaders in charges drawn (3rd), loose balls recovered (4th), contested two-pointers (8th), contested shots (9th), box outs (tied-12th), contested threepointers (15th) and deflections (tied-16th)...tied for second on the team in offensive rebounds and finished third in steals...reached double figures in points and rebounds twice each...came off the bench in all four games in Milwaukee's Opening Round sweep of Miami and averaged 3.0 points (.417 FG%), 4.0 rebounds and 20.7 minutes... started all seven games in the Conference Semifinals vs. Brooklyn and averaged 5.1 points (.351 FG%, 1.000 FT%), 4.1 rebounds, 1.29 steals and 31.2 minutes...scored in double figures twice vs. Brooklyn...started all six games in the Conference Finals vs. Atlanta



PLAYERS

P.J. TUCKER CONTINUED

and averaged 4.3 points (.345 FG%, .500 FT%), 7.2 rebounds, 1.7 assists, 1.00 steals and 32 minutes...finished second on the team in rebounds vs. the Hawks...started all six games of the NBA Finals vs. Phoenix and averaged 4.0 points (.500 FG%), 3.8 rebounds, 1.2 assists, 1.00 steals and 31.3 minutes...2020: Started all 12 games for Houston and averaged 7.9 points (.398 FG%), 7.2 rebounds, 1.5 assists, 1.08 steals and 34.5 minutes...ranked among NBA postseason leaders in steals per turnover (10th), rebounds per game (22nd), steals per game (34th) and minutes per game (36th)...led the team in offensive, defensive and total rebounds...ranked second on the team in minutes and third in steals...scored in double figures on four occasions, grabbed double-figure boards three times and posted two double-doubles...averaged 8.6 points (.407 FG%), 7.7 rebounds, 1.9 assists, 1.43 steals and 35.0 minutes in the seven-game Opening Round Series vs. Oklahoma City and...averaged 7.0 points (.382 FG%), 6.4 rebounds, 1.0 assists and 33.8 minutes in the five-game Conference Semifinal Series vs. the L.A. Lakers...had an 18-point, 11-rebound double-double in Game 2 on Sept. 6...2019: Started all 11 games for Houston and averaged 11.4 points (.455 FG%, .826 FT%), 7.5 rebounds, 1.73 steals, 1.7 assists and 38.7 minutes...set postseason career highs in scoring average, rebounds per game, assists per game, free throws made and attempted and free throw percentage...ranked among NBA postseason leaders in steals per turnover (2nd), steals per game (7th), minutes per game (8th), three-point field goal percentage (11th), rebounds per game (19th), blocks per game (35th) and free throw percentage (36th)...led the team in minutes, ranked second in three-point field goal percentage, offensive and total rebounds and finished third in assists, defensive rebounds and steals...scored in double figures eight times, grabbed double-figure rebounds five times and recorded four double-doubles...averaged 12.0 points (.439 FG%, .714 FT%), 6.6 rebounds, 1.4 assists, 1.40 steals and 35.9 minutes in the five-game Opening Round series vs. Utah... averaged 10.8 points (.468 FG%, 1.000 FT%), 8.2 rebounds, 2.0 assists, 2.00 steals and 41.0 minutes in the six-game Western Conference Semifinal series vs. Golden State... grabbed double-figure rebounds in a postseason careerhigh four straight games (Apr. 30-May 8)...posted three double-doubles during the series...2018: Started all 17 games for the Rockets and averaged 8.9 points (.481 FG%, .667 FT%), 6.5 rebounds, 1.3 assists and 33.5 minutes... set postseason career highs in points, field goals made and attempted, field goal percentage, three-point field goals made and attempted, three-point field goal percentage, defensive rebounds, total rebounds and blocks...ranked among postseason leaders in three-point field goal percentage (tied-8th), rebounding average (28th), blocks per game (34th) and minutes per game (38th)...led the team in three-point field goal percentage, finished second in offensive, defensive and total rebounds and blocks and ranked third in field goal percentage and minutes...reached double figures in points six times and rebounds three times...had one 20-point game... registered one doubledouble...averaged 6.2 points (.357 FG%, .667 FT%), 2.8 rebounds and 26.8 minutes in the five-game Opening Round series vs. Minnesota...averaged 11.8 points (.579 FG%, 1.000 FT%), 6.8 rebounds, 1.2 assists and 32.7 minutes in the five-game Conference Semifinals series vs. Utah...averaged 8.7 points (.476 FG%, .615 FT%), 9.0 rebounds, 1.9 assists, 1.29 steals and 38.9 minutes in the seven-game Conference Finals series vs. Golden State...set postseason career highs in points (22) and field goals made (8) in a Game 2 win on May 16...recorded postseason career highs in both defensive (12) and total (16) rebounds to help even the series in a Game 4 road win on May 22... grabbed a postseason league-high and postseason careerhigh eight offensive rebounds in a 14-point, 12-rebound double-double in Game 7 on May 28...2017: Appeared in all 10 games (one start) for the Toronto Raptors and averaged 5.0 points (.367 FG%, .625 FT%), 5.7 rebounds, 1.1 assists and 25.1 minutes...ranked among postseason leaders in rebounds per game (40th)...led the team in offensive rebounds and ranked third in total rebounds...reached double figures in points and rebounds twice each...posted two double-doubles...came off the bench in all six games of the Opening Round vs. Milwaukee and averaged 3.0 points (.250 FG%, .625 FT%), 4.3 rebounds, 1.0 assists and 24.2 minutes...played in all four games (one start) of the Conference Semifinals vs. Cleveland, where he averaged 8.0 points (.448 FG%), 7.8 rebounds, 1.3 assists, 1.25 steals and 26.6 minutes...had a 14-point, 12-rebound double-double and played a postseason careerhigh 45:59 minutes in Game 4 on May 7.

INTERNATIONAL: 2011-12: Spent the campaign with Brose Bamberg of the German Bundesliga...appeared in 44 games (40 starts) in the German Bundesliga, averaging 16.2 points (.584 FG%, .770 FT%), 7.1 rebounds, 1.4 assists, 1.23 steals and 27.4 minutes... named an All-Star and Bundesliga All-First Team... earned Finals MVP honors after helping lead the team to the Bundesliga championship...in 10 EuroLeague games (three starts), averaged 8.9 points (.500 FG%, .633 FT%), 6.2 rebounds, 1.6 assists and 23.1 minutes...2010-11: In 19 games with Aris B.C. in the Greek A1 Basket League, averaged 11.5 points (.520 FG%, .596 FT%), 7.1 rebounds, 1.9 assists, 1.05 steals and 30.4 minutes...appeared in 14 EuroCup games with Aris B.C. and averaged 15.9 points (.529 FG%, .681 FT%), 8.0 rebounds, 1.7 assists and 33.6 minutes...played in three games for Sutor Basket Montegranaro in Italy's Lega Basket Serie A, averaging 12.3 points, 7.3 rebounds, 3.3 assists and 2.67 steals in 34.3 minutes...appeared in 17 games for Piratas de Quebradillas in Puerto Rico's Baloncesto Superior Nacional and averaged 14.9 points (.470 FG%, .759 FT%), 9.4 rebounds, 2.8 assists, 1.18 steals and 33.4 minutes...2009-10: Appeared in nine games for BC Donetsk in the Ukrainian Super League, averaging 11.9 points (.533 FG%, .842 FT%), 4.8 rebounds, 1.4 assists and 24.9 minutes...in five EuroChallenge games with BC Donetsk, averaged 23.4 points (.613 FG%, .655 FT%), 6.6 rebounds, 3.0 assists, 1.40 steals and 35.2 minutes...in two Eurocup games with BC Donetsk, averaged 10.0 points (.333 FG%, .667 FT%), 6.0 rebounds, 3.0 assists, 2.00 steals and 31.5 minutes...in four VTB United League games with BC Donetsk, averaged 13.5 points (.488 FG%, .563 FT%), 5.8 rebounds, 1.25 steals and 21.0 minutes...in 12 games for Bnei Herzliya Basket in the Israeli Basketball Premier League, averaged 17.3 points (.476 FG%, .632 FT%), 9.0 rebounds, 2.5 assists, 1.83 steals and 32.4 minutes...2008-09: Spent the season with BC Donetsk of the Ukrainian Super League...in 17 Ukrainian Super League games, averaged 19.4 points (.534 FG%, .841 FT%), 5.9 rebounds, 2.0 assists and 33.4 minutes...in two EuroChallenge games, averaged 14.0 points (.292 FG%, .875 FT%), 6.0 rebounds, 1.0 assists, 1.00 steals and 33.5 minutes...2007-08: Appeared in 26 games for Hapoel Holon of the Israeli Basketball Premier League and averaged 14.6 points (.574 FG%, .605 FT%), 7.0 rebounds, 1.27 steals, 1.2 assists and 26.9 minutes...won the regular season MVP award and was voted the Finals MVP after helping lead the team to the league championship.

COLLEGE: Played three years at the University of Texas before becoming an early entry candidate for the 2006 NBA Draft...appeared in 87 games (69 starts) and averaged 13.4 points, 8.2 rebounds, 2.0 assists, 1.33 steals and 28.9 minutes while shooting 52.6 percent from the field, 50 percent from three-point range and 71.1 percent from the foul line...finished his career ranked among the all-time leaders in program history in double-doubles (tied-5th), rebounds (8th) and scoring (18th)...as a junior, started all 37 games while averaging 16.1 points (.515 FG%, .747 FT%), 9.5 rebounds, 2.9 assists, 1.78 steals and 34.5 minutes...was the consensus Big 12 Player of the Year...was voted the USBWA District VII Player of the Year...named All-Big 12 First Team, Big 12 All-Defensive Team and NABC All-District 9 First Team...was named the Big 12 Player of the Week on four occasions (Dec. 5, Jan. 2, Jan. 9, Feb. 27)...led the team in scoring, rebounding, steals, field goals made, free throws made, minutes played and double-figure scoring games...as a sophomore, played in 17 games (16 starts) while averaging 13.7 points (.526 FG%, .716 FT%), 8.0 rebounds, 2.2 assists, 1.24 steals and 29.4 minutes...two-time recipient of Big 12 Player of the Week honors (Dec. 20 and Jan. 3)...led the team in scoring on eight occasions...as a freshman, averaged 10.4 points (.547 FG%, .650 FT%), 6.8 rebounds and 22.5 minutes in 33 games (16 starts)...was a Big 12 All-Freshman Team selection and All-Big 12 Honorable Mention...was named the Big 12 Rookie of the Week on four occasions... led the team in rebounding and doubledoubles...finished second on the team in scoring and field goal percentage. PERSONAL: Full name is Anthony Leon Tucker, Jr...son of Anthony, Sr. and Aleshi...nicknamed P.J. at birth by his father, with P.J. standing for "Pops Junior"...has three siblings, Isiah, Quetta, and Quitta...he and his wife, Tracy, have three children, Aaliyah, Zoe and King...moved to Frankfurt, Germany shortly after his birth as his father served in the Army...is fluent in Hebrew and cites Tel Aviv as his favorite travel destination...favorite player growing up was Charles Barkley...likes to immerse himself in the community, particularly by working with local Boys & Girls Clubs...is an avid sneaker collector, estimating that he owns over 1,000 pairs...wears size 14 sneakers.



PLAYERS

2023-24 PHILADELPHIA 76ERS ROSTER

NO.	NAME	HT. ^	WT.	DOB	Prior to NBA/Home Country	YRS. PRO
7	Mo Bamba	7'0"	231	5/12/98	Texas/USA	5
22	Patrick Beverley	6'2"	180	7/12/88	Arkansas/USA	11
21	Joel Embiid	7'0"	280	3/16/94	Kansas/Cameroon	7
14	Danny Green	6'6"	215	6/22/87	North Carolina/USA	14
1	James Harden	6'5"	220	8/26/89	Arizona State/USA	14
12	Tobias Harris	6'8"	226	7/15/92	Tennessee/USA	12
25	Danuel House, Jr.	6'6"	220	6/7/93	Texas A&M	7
30	Furkan Korkmaz	6'7"	202	7/24/97	Banvit B.K./Turkey	5
0	Tyrese Maxey	6'2"	200	11/4/00	Kentucky/USA	3
8	De'Anthony Melton	6'2"	200	5/28/98	USC/USA	5
9	Kelly Oubre, Jr.	6'7"	203	12/9/95	Kansas/USA	8
33	Filip Petrušev	6'11"	225	4/15/00	Crvena Zvezda/Serbia	R
44	Paul Reed	6'9"	210	6/14/99	DePaul/USA	3
39	Javonte Smart	6'4"	205	6/3/99	LSU/USA	1
23	Terquavion Smith	6'4"	160	12/31/02	NC State/USA	R
11	Jaden Springer	6'4"	202	9/25/02	Tennessee/USA	2
20	Ažuolas Tubelis	6'10"	245	3/22/02	Arizona/Lithuania	R
17	P.J. Tucker	6'5"	245	5/5/85	Texas/USA	12

[^]Per NBA guidelines, players were measured without shoes.

Head Coach: Nick Nurse

Assistant Coaches: Matt Brase, Coby Karl, Doug West, Bryan Gates, Bobby Jackson, Rico Hines

Assistant Coach/Delaware Blue Coats Head Coach: Mike Longabardi

Assistant Coach/Head Video Coordinator: John Corbacio

Assistant Coach/Player Development: Fabulous Flournoy, Jason Love



YEAR IN REVIEW





YEAR IN REVIEW

KEY NOTES

- The Philadelphia 76ers ended the 2022-23 regular season campaign with the third-best record in the NBA at 54-28 (.659), the team's best record since 2000-01 (56-26). It's the team's sixth consecutive playoff appearance dating back to 2017-18.
- The 76ers have won at least 60-percent of their games in three straight seasons, the team's longest such streak since doing so in seven straight seasons from 1978-1986.
- Twenty-five of Philadelphia's 54 wins came on the road, marking the eighth time in franchise history the team won at least 25 contests away from home.
- Philadelphia's defense allowed the third-fewest points per game this season (110.9), while finishing the season as one of five teams to hold opponents to under 50% shooting from the field and below 35% from beyond the arc.
- The 76ers finished the season 40-3 when holding a lead after the third quarter, the second-best such record in the NBA. Philadelphia's three wins this season when trailing by 20-plus points also tied for the most by any NBA team in 2022-23.
- For the season, the team led the NBA in both three-point percentage (franchise-record 38.7%) and free-throw percentage (franchise-record 83.5%), while ranking sixth in overall field-goal percentage (48.7%). The team's 83.5% mark from the free-throw line is the second-highest mark in NBA history (83.9%, 2020-21 Los Angeles Clippers).
- This marked the ninth time since the NBA inducted the three-point line in 1979-80 – and the first time in franchise history – that a team has led the league in both three-point and free-throw percentages.
- The 76ers finished the season ranked third in the NBA in offensive rating (117.0) and eighth in defensive rating (112.7), one of three teams in the top-eight in both categories.
- Philadelphia put together two eight-game winning streaks this season (Dec. 9-25; March 4-18). It was the first season in which the team posted multiple eight-game winning streaks since 2002-03.
- The 76ers were one of three teams in the league with at least three players averaging 20-or-more points (Embiid, Harden, Maxey). Embiid, who earned his second straight scoring title, averaged 33.1 points per game.
- Embiid is the first player since the 1976-77 NBA-ABA merger to average 33 points and 10 rebounds in a season. He's the first player to win consecutive scoring titles since Harden (2017-20) and second 76er to do so, joining Allen Iverson (2000-02).
- James Harden averaged 21.0 points, a league-leading 10.7 assists and 6.1 rebounds, as he became the first 76er ever to capture the NBA's assist title. He's also the first Philadelphia player ever to average double-digit assists for a full season.
- Embiid and Harden are the first pair of teammates to win the scoring and assist titles in the same season since 1981-82 (San Antonio's George Gervin and Johnny Moore). Overall, they are just the fifth pair of teammates ever to do so (1973-74 – Bob McAdoo, Ernie DiGregorio, 1962-63 – Wilt Chamberlain, Guy Rodgers, 1951-52 – Paul Arizin, Andy Phillip).
- Tyrese Maxey became the sixth 76er to average at least 20 points at age 22-or-younger, and shot 48.1% from the floor, 43.4% from three and 84.5% from the foul line, becoming the second 76er ever to post such splits.
- Maxey's three-point percentage ranks fourth in team history and was fifth overall in the NBA in 2022-23.
- For the second time of his career, Tobias Harris ended a season with a field-goal percentage of at least 50%, both of which have come with Philadelphia. Harris is one of 13 players in team history with multiple seasons shooting 50%-or-better from the floor.
- In his first season with the 76ers, De'Anthony Melton posted career highs in three-pointers made (157), assists (197), blocks (41) and steals (126, second in the NBA). Melton is the first 76er ever to post such totals in a season.
- Fellow first-year 76er, P.J. Tucker, shot 39.3% from three-point range while holding his opponents to 2% under their season field-goal percentages while defending them.
- Georges Niang's 149 made threes off the bench were the most ever by a 76er and the second-most in the NBA in 2022-23. Niang also set a franchise mark for the most games with three-or-more made threes as a reserve (28).
- Paul Reed set career highs in points, rebounds, assists, steals and blocks while shooting 59.3% from the field this season.
- Shake Milton set a new career high with an average of 3.2 assists per game, including a career-best 16-assist outing on April 7 at Atlanta.
- Acquired prior to the Feb. 9 trade deadline via Charlotte, Jalen McDaniels posted a pair of 20-point games for Philadelphia, the sixth and seventh such performances of his career. He shot 40% from beyond the arc in his 24 games as a 76er.
- In his first career NBA start on April 7 at Atlanta, Jaden Springer posted 19 points (8-13 FG) in 34 minutes. Prior to rejoining the 76ers for the stretch run, Springer helped lead the Delaware Blue Coats to the NBA G League championship, capturing Finals MVP honors.
- Dewayne Dedmon, who signed the 76ers on Feb. 14, appeared in eight games for the team over the season's final two months, shooting 59.1% from the floor.
- Danuel House Jr. shot a career-best 47.2% from the field in his first year with the team, posting double-figure points on six occasions, including a season-high 22-point effort on April 7 at Atlanta.
- Montrezl Harrell totaled a season-high 20 points on Jan. 8 vs. Detroit. All told, he tallied 10 double-figure scoring games, including one 11-point, 10-rebound double-double on April 7 at Atlanta.
- Furkan Korkmaz posted a season-high 17 points (6-7 FG) at Orlando on Nov. 27. He made a season-best three three-pointers on two occasions.



YEAR IN REVIEW

76ERS 2022-23 GAME-BY-GAME RESULTS

Mar 10	PORTLAND	W120-119	25-10	19-12	44-22	Embiid-39	Harden-9	Harden-8	Simons-34	21,001
Mar 12	WASHINGTON	W112- 93	26-10	19-12	45-22	Embiid-34	Embiid-8	Harden-14	Kispert-25	21,220
Mar 15	@Cleveland	W118-109	26-10	20-12	46-22	Embiid-36	Embiid-18	Harden-12	LeVert-24	19,432
Mar 17	@Charlotte	W121- 82	26-10	21-12	47-22	Embiid-38	Embiid-13	Harden-10	Rozier-14	19,096
Mar 18	@Indiana	W141-121	26-10	22-12	48-22	Maxey-31	Embiid-7	Maxey-7	Nesmith-25	17,274
						Embiid-31		Embiid-7		
Mar 20	CHICAGO	L105-109 (2OT)	26-11	22-12	48-23	Embiid-37	Embiid-16	Harden-12	LaVine-26	21,145
Mar 22	@Chicago	W116- 91	26-11	23-12	49-23	Melton-25	Harris-9	Harris-8	White-19	20,946
Mar 24	@Golden State	L112-120	26-11	23-13	49-24	Embiid-46	Embiid-9	Embiid-8	Poole-33	18,064
Mar 25	@Phoenix	L105-125	26-11	23-14	49-25	Maxey-37	Embiid-10	Milton-6	Booker-29	17,071
Mar 27	Denver	L111-116	26-11	23-15	49-26	Maxey-29	Reed-9	Maxey-5	Jokic-25	19,781
Mar 29	DALLAS	W116-108	27-11	23-15	50-26	Embiid-25	Embiid-9	Harden-12	Doncic-24	20,583
Mar 31	TORONTO	W117-110	28-11	23-15	51-26	Embiid-25	Embiid-12	Harden-11	Barnes-29	20,993
Apr 2	@Milwaukee	L104-117	28-11	23-16	51-27	Maxey-29	Reed-10	Harden-6	G. Antetokounmpo-31	17,532
Apr 4	BOSTON	W103-101	29-11	23-16	52-27	Embiid-52	Embiid-13	Harden-10	White-26	21,104
Apr 6	MIAMI	L101-129	29-12	23-16	52-28	Embiid-21	Embiid-6	Milton-10	Herro-24	21,178
									Butler-24	
Apr 7	@Atlanta	W136-131 (OT)	29-12	24-16	53-28	McDaniels-24	McDaniels-11	Milton-16	Young-27	17,627
						Niang-24				
Apr 9	@Brooklyn	W134-105	29-12	25-16	54-28	Milton-20	Reed-10	McClung-9	Thomas-46	17,732
						McClung-20				
						King-20				



YEAR IN REVIEW

76ERS 2021-22 REGULAR SEASON HIGHS

76ERS 2021-22 REGULAR SEASON HIGHS
Through games of April 9
2022-2023 HIGH GAMES

PHILADELPHIA 76ERS

Page 1

PLAYER	MINUTES	FIELD	FREE	----- REBOUNDS -----		TOTAL	ASSISTS	STEALS	TURNOVERS	BLOCKED	POINTS
		GOALS	THROWS	OFFENSIVE	DEFENSIVE					SHOTS	
JULIAN CHAMPAGNIE	5 NOV. 27 at Orl.	0	0	0	0	0	0	1 NOV. 27 at Orl.	0	0	0
DEWAYNE DEDMON Mia.-S.A.-Phi.	19 APR. 9 at Brk.	6 (2) APR. 9 at Brk.	4 (4) NOV. 20 at Clev.	3 (4) MAR. 22 at Chi.	7 APR. 9 at Brk.	8 NOV. 2 vs Sac.	4 APR. 9 at Brk.	1 (9) APR. 9 at Brk.	2 (3) APR. 9 at Brk.	3 NOV. 12 vs Cha.	14 APR. 9 at Brk.
DEWAYNE DEDMON Phi.	19 APR. 9 at Brk.	6 APR. 9 at Brk.	1 APR. 9 at Brk.	3 MAR. 22 at Chi.	7 APR. 9 at Brk.	7 APR. 9 at Brk.	4 APR. 9 at Brk.	1 (2) APR. 9 at Brk.	2 APR. 9 at Brk.	2 (2) MAR. 27 at Den.	14 APR. 9 at Brk.
JOEL EMBIID	46 DEC. 9 vs LA-L	20C(2) vs Bos.	20 NOV. 13 vs Utah	7 NOV. 7 vs Phoe.	17 FEB. 23 vs Mem.	19 FEB. 23 vs Mem.	10 (2) MAR. 4 at Milw.	4 DEC. 16 vs G.S.	8 NOV. 10 at Atl.	7T NOV. 13 vs Utah	59C NOV. 13 vs Utah
MICHAEL JR. FOSTER	1C NOV. 22 vs Brk.	0C	0C	0C	0C	0C	0C	0C	0C	0C	0C
JAMES HARDEN	47 (2) MAR. 20 vs Chi.	13 OCT. 20 vs Milw.	12 OCT. 18 at Bos.	5 JAN. 6 vs Chi.	11 (2) JAN. 10 vs Det.	12 JAN. 10 vs Det.	21C DEC. 23 vs LA-C	5 DEC. 13 vs Sac.	7 (4) FEB. 1 vs Orl.	2 (6) APR. 4 vs Bos.	38 MAR. 4 at Milw.
MONTREZL HARRELL	33 JAN. 21 at Sac.	8 (3) JAN. 8 at Det.	8 NOV. 23 at Cha.	6 NOV. 22 vs Brk.	7 NOV. 27 at Orl.	10 APR. 7 at Atl.	4 DEC. 11 vs Cha.	2 (2) JAN. 2 vs N.O.	3 JAN. 10 vs Det.	4 JAN. 4 vs Ind.	20 JAN. 8 at Det.
TOBIAS HARRIS	47C MAR. 20 vs Chi.	10 (6) MAR. 24 at G.S.	7 MAR. 22 at Chi.	5 DEC. 31 at OKC.	11 MAR. 7 at Minn.	14 MAR. 7 at Minn.	9 DEC. 13 vs Sac.	5T(2) JAN. 17 at LA-C	5 JAN. 21 at Sac.	3T JAN. 15 at IA-L	27 DEC. 5 at Hou.
DANUEL JR. HOUSE	39 NOV. 19 vs Minn.	6 APR. 7 at Atl.	9T APR. 7 at Atl.	2 (2) DEC. 21 vs Det.	7 NOV. 19 vs Minn.	7 NOV. 19 vs Minn.	4 MAR. 6 at Ind.	2 (4) MAR. 22 at Chi.	2 (4) APR. 7 at Atl.	1 (9) MAR. 17 at Cha.	22 APR. 7 at Atl.
LOUIS KING	29 APR. 9 at Brk.	8 APR. 9 at Brk.	0	2 APR. 9 at Brk.	2 APR. 9 at Brk.	4 APR. 9 at Brk.	2 APR. 9 at Brk.	1 APR. 9 at Brk.	2T APR. 9 at Brk.	0	20 APR. 9 at Brk.
FURKAN KORMAZ	30 APR. 9 at Brk.	6 NOV. 27 at Orl.	4 (2) DEC. 11 vs Cha.	1 (6) JAN. 17 at LA-C	4 (2) APR. 9 at Brk.	5 DEC. 31 at OKC.	4 NOV. 27 at Orl.	3 NOV. 28 vs Atl.	3T APR. 9 at Brk.	1 (3) DEC. 31 at OKC.	17 NOV. 27 at Orl.
SABEN LEE	6 NOV. 30 at Clev.	2 NOV. 30 at Clev.	0	0	0	0	2 NOV. 27 at Orl.	1 NOV. 27 at Orl.	2 NOV. 30 at Clev.	0	4 NOV. 30 at Clev.
TYRESE MAXEY	46T MAR. 20 vs Chi.	15 OCT. 28 at Tor.	8 MAR. 4 at Milw.	3T FEB. 8 at Bos.	8T OCT. 28 at Tor.	8 OCT. 28 at Tor.	9 NOV. 12 vs Atl.	4T NOV. 13 vs Utah	4T(3) APR. 4 vs Bos.	1 (8) APR. 4 vs Bos.	44C OCT. 28 at Tor.
MAC MCCLUNG	33C APR. 9 at Brk.	8C APR. 9 at Brk.	2C APR. 7 at Atl.	3C APR. 9 at Brk.	6C APR. 9 at Brk.	9C APR. 9 at Brk.	9C APR. 9 at Brk.	0	2T APR. 7 at Atl.	0	20C APR. 9 at Brk.
JALEN MCDANIELS Cha.-Phi.	44C APR. 7 at Atl.	9T(2) JAN. 16 vs Bos.	6C APR. 7 at Atl.	3 (2) FEB. 27 vs Miami	9T(3) APR. 7 at Atl.	11 (2) APR. 7 at Atl.	6C DEC. 5 vs LA-C	5C(2) JAN. 18 at Hou.	5C JAN. 12 at Tor.	2T(6) MAR. 31 vs Tor.	26C JAN. 16 vs Bos.
JALEN MCDANIELS Phi.	44C APR. 7 at Atl.	8 (2) APR. 7 at Atl.	6C APR. 7 at Atl.	3 FEB. 27 vs Miami	9T APR. 7 at Atl.	11 APR. 7 at Atl.	3 (2) APR. 7 at Atl.	4 APR. 6 vs Miami	2 (3) APR. 6 vs Miami	2T MAR. 31 vs Tor.	24 APR. 7 at Atl.
DE'ANTHONY MELTON	43C DEC. 9 vs LA-L	11C DEC. 9 vs LA-L	7 FEB. 15 vs Clev.	4T(3) MAR. 29 vs Dall.	7 (3) DEC. 31 at OKC.	10 NOV. 10 at Atl.	9 NOV. 4 vs N.Y.	7C DEC. 9 vs LA-L	5 (2) NOV. 23 at Cha.	3T JAN. 25 vs Brk.	33C DEC. 9 vs LA-L
SHAKE MILTON	43C APR. 7 at Atl.	10 (2) NOV. 27 at Orl.	6 (3) FEB. 3 at S.A.	3T(3) MAR. 27 at Den.	7 NOV. 25 at Orl.	9T NOV. 25 at Orl.	16C APR. 7 at Atl.	2 (5) APR. 7 at Brk.	6C NOV. 19 vs Minn.	2 JAN. 10 vs Det.	29 NOV. 27 at Orl.
GEORGES NNIANG	32 NOV. 19 vs Minn.	9T APR. 7 at Atl.	4T(2) NOV. 19 vs Minn.	2 (3) FEB. 10 vs N.Y.	6 (3) APR. 7 at Atl.	6 (5) APR. 7 at Atl.	5 (2) JAN. 15 at LA-L	3 FEB. 1 vs Orl.	4T APR. 7 at Atl.	2T(2) MAR. 29 vs Dall.	24T APR. 7 at Atl.
PAUL REED	31C NOV. 22 vs Brk.	8 APR. 9 at Brk.	5C(2) MAR. 31 vs Tor.	8C JAN. 8 at Det.	10C NOV. 27 at Orl.	14C MAR. 1 at Miami	3T(2) NOV. 27 at Orl.	6C NOV. 4 vs N.Y.	5C NOV. 27 at Orl.	5C APR. 9 at Brk.	19 NOV. 22 vs Brk.



YEAR IN REVIEW

76ERS 2021-22 REGULAR SEASON HIGHS

JADEN SPRINGER	34C APR. 7 at Atl.	8C APR. 7 at Atl.	2C (2) MAR. 27 at Den.	2C JAN. 10 vs Det.	2C MAR. 27 at Den.	2T(5) APR. 7 at Atl.	3C APR. 7 at Atl.	2C MAR. 12 vs Wash.	2C APR. 7 at Atl.	1 (3) APR. 7 at Atl.	19C APR. 7 at Atl.
MATISSE THYBULLE	30 NOV. 12 vs Atl.	5 DEC. 13 vs Sac.	2 (4) FEB. 1 vs Orl.	3 FEB. 5 at N.Y.	5 (2) NOV. 13 vs Utah	6 NOV. 13 vs Utah	3 OCT. 28 at Tor.	5 (2) JAN. 8 at Det.	1 (8) FEB. 8 at Bos.	2 (2) JAN. 19 at Port.	15 DEC. 13 vs Sac.
F.J. TUCKER	42 DEC. 5 at Hou.	6 OCT. 31 at Wash.	4 JAN. 25 vs Brk.	5 (2) FEB. 25 vs Bos.	11 FEB. 25 vs Bos.	16 FEB. 25 vs Bos.	3 (2) MAR. 15 at Clev.	3 (2) MAR. 15 at Clev.	4 OCT. 29 at Chi.	2 OCT. 29 at Chi.	13 OCT. 31 at Wash.
76ERS High Games	290 (2) MAR. 20 vs Chi.	54 (2) MAR. 18 at Ind.	35 (2) MAR. 6 at Ind.	20 NOV. 22 vs Brk.	48 MAR. 17 at Cha.	62 MAR. 17 at Cha.	37 MAR. 6 at Ind.	14 (2) DEC. 9 vs LA-L	23 DEC. 9 vs LA-L	14 NOV. 13 vs Utah	147 (2) MAR. 6 at Ind.
76ERS Low Games	240 (76) APR. 9 at Brk.	30 FEB. 5 at N.Y.	10 OCT. 28 at Tor.	2 NOV. 12 vs Atl.	23 (2) MAR. 4 at Milw.	29 DEC. 30 at N.O.	15 NOV. 10 at Atl.	3 (6) APR. 4 vs Bos.	6 MAR. 4 at Milw.	1 (8) MAR. 24 at G.S.	85 NOV. 30 at Clev.
OPPONENTS High Games	290 (2) MAR. 20 vs Chi.	53 MAR. 6 at Ind.	34 DEC. 5 at Hou.	19 DEC. 2 at Mem.	43 NOV. 10 at Atl.	57 DEC. 2 at Mem.	39 APR. 6 vs Miami	14 DEC. 30 at N.O.	23 JAN. 8 at Det.	13 NOV. 22 vs Brk.	143 MAR. 6 at Ind.
OPPONENTS Low Games	240 (76) APR. 9 at Brk.	29 MAR. 17 at Cha.	7 FEB. 8 at Bos.	3 JAN. 10 vs Det.	19 NOV. 27 at Orl.	26 (2) JAN. 10 vs Det.	12 FEB. 1 vs Orl.	1 FEB. 10 vs N.Y.	8 (5) APR. 4 vs Bos.	0 (3) APR. 6 vs Miami	82 MAR. 17 at Cha.

"C" indicates a new career-high, "T" a tied career-high.

Numbers in parentheses indicate the number of games in which a player or team has reached a given total (if more than one).



YEAR IN REVIEW

76ERS 2022-23 BREAKDOWN

INCLUDES GAMES OF SUNDAY, APRIL 9, 2023
PHILADELPHIA 76ERS / MISCELLANEOUS STATISTICS

	RECORD	HOME	ROAD	OT	
OVERALL	54-28	29-12	25-16	4-2	Head Coach: Doc Rivers
Atlantic	10-6	6-2	4-4	1-0	Overall: 24 Years 1097 Won 763 Lost .590 Pct.
Central	13-5	6-3	7-2	1-1	W/Club : 3 Years 154 Won 82 Lost .653 Pct.
Southeast	11-7	5-4	6-3	1-0	
EASTERN	34-18	17-9	17-9	3-1	
Southwest	5-5	4-1	1-4	0-1	
Northwest	7-3	3-2	4-1		
Pacific	8-2	5-0	3-2	1-0	
WESTERN	20-10	12-3	8-7	1-1	

TEAM WINNING & LOSING STREAKS:

OVERALL	HOME	ROAD
Win - 2	Loss- 1	Win - 2
Long:Win - 8	Win - 11	Win - 8
Loss- 3	Loss- 2	Loss- 4
Last:Win -04/09 @ BRK 134-105	Win -04/04 vsBOS 103-101	Win -04/09 @ BRK 134-105
Loss-04/06 vsMIA 101-129	Loss-04/06 vsMIA 101-129	Loss-04/02 @ MIL 104-117

	WON	LOST	OFFENSE	VsOPP	HOME ATTENDANCE
Oct.	4	4			
Nov.	8	6	100+ 54-22	If Opp W/L to date:	41 Games
Dec.	9	4	100< 0-6	.500+ 29-16	839,261 Total
Jan.	11	3	Defense	.500- 25-10	20,470 Average
Feb.	7	4	100+ 40-27		21,255 High
Mar.	12	5	100< 14- 1		27 Sellouts
Apr.	3	2			

After 82 games last season: W 51 L 31

MARGINS	1	2	3	4	5	6	7	8	9	10	11	12	13	14	15	16	17	18	19	20	21	22	23
Won By:	3	2	5	2	4	1	5	3	3	2	3	5	1						1	3	3	1	2
Lost By:	3	2	1	2	1	2	2	4	3	2	1	1								1	1		
	24	25	26	27	28	29	30	31	32	33	34	35	36	37	38	39	40	41	42	43	44	45	46+
Won By:	1				1	1	1									1							
Lost By:					2																		

At Start Of:	OVERALL	HOME	ROAD	FG%	OVERALL	HOME	ROAD
2nd- Ahead:	31-12	15- 6	16- 6	-44%	8-16	6- 8	2- 8
- Behind:	20-15	13- 5	7-10	45-49%	14- 7	7- 3	7- 4
- Tied:	3- 1	1- 1	2- 0	50-54%	23- 3	11- 1	12- 2
3rd- Ahead:	34- 4	19- 2	15- 2	55-59%	6- 2	4- 0	2- 2
- Behind:	19-23	10-10	9-13	+60%	3- 0	1- 0	2- 0
- Tied:	1- 1	0- 0	1- 1				
4th- Ahead:	40- 3	20- 1	20- 2				
- Behind:	9-25	5-11	4-14				
- Tied:	5- 0	4- 0	1- 0				



YEAR IN REVIEW

76ERS 2022-23 SEASON TRANSACTIONS

JUNE 24: Acquired De'Anthony Melton in a trade with Memphis Grizzlies in exchange for Danny Green and David Roddy (No. 23 pick in 2022 NBA Draft)

JUNE 28: Exercised team option for Shake Milton

JULY 1: Signed Trevelin Queen

JULY 6: Signed Danuel House Jr. and P.J. Tucker

JULY 11: Signed Michael Foster Jr. to Exhibit 10 contract

JULY 27: Re-signed James Harden

SEPT. 13: Signed Montrezl Harrell

OCT 9: Waived Trevelin Queen

OCT 10: Signed Mac McClung, Patrick McCaw and Justin Smith

OCT 11: Waived Mac McClung, Patrick McCaw and Justin Smith

OCT 12: Signed and waived Skylar Mays

OCT 13: Waived Charles Bassey and Isaiah Joe

OCT 15: Signed and waived Aminu Mohammed and Sekou Doumbouya

OCT 16: Waived Charlie Brown Jr

OCT 16: Converted Michael Foster Jr. to two-way contract

NOV 23: Waived Michael Foster Jr.

NOV 23: Signed Saben Lee to two-way contract...

DEC 26: Waived Saben Lee

DEC 26: Signed Louis King to two-way deal

FEB 9: Acquired Jalen McDaniels from Charlotte via three-team trade from Charlotte

FEB 9: Traded Matisse Thybulle to Portland in part of three-team trade

FEB 14: Signed Dewayne Dedmon

FEB 14: Waived Julian Champagne and signed Mac McClung to two-way contract.



YEAR IN REVIEW

2022-23 INDIVIDUAL & OPPONENT SINGLE GAME HIGHS

	INDIVIDUAL	INDIV. OPPONENT	76ERS	OPPOSING TEAM
MIN	47:24, James Harden vs. BOS 5/7/23 (OT)	47:14, Jayson Tatum vs. BOS 5/7/23 (OT)	290:00 vs. CHI 3/20/23 (2OT) 290:00 at HOU 12/5/22 (2OT)	290:00 vs. CHI 3/20/23 (2OT) 290:00 at HOU 12/5/22 (2OT)
FG	20, Joel Embiid vs. BOS 4/4/23 20, Joel Embiid vs. CHA 12/11/22	17, Jayson Tatum at BOS 5/14/23	54, at IND 3/18/23 54, vs. DET 1/10/23	52, at SAS 2/3/23
FGA	32, Joel Embiid at WAS 12/27/22 32, Joel Embiid vs. CHA 12/11/22	29, Cam Thomas at BKN 4/9/23 29, Jordan Clarkson vs. UTA 1/14/23	102, at ATL 4/7/23	99, vs. ORL 1/30/23
3FG	9, Tyrese Maxey at TOR 10/28/22	11, Zach LaVine vs. CHI 1/6/23 11, CJ McCollum at NOP 12/30/22	21, vs. BKN 4/15/23	25, at DAL 3/2/23
3FGA	13, Tyrese Maxey vs. NYK 11/4/22	16, CJ McCollum at NOP 12/30/22	47, vs. NYK 11/4/22	51, at BOS 5/3/23
FT	20, Joel Embiid vs. UTA 11/13/22	16, Giannis Antetokounmpo at MIL 3/4/23	35, vs. BKN 1/25/23	34, at HOU 12/5/22
FTA	24, Joel Embiid vs. UTA 11/13/22	18, Giannis Antetokounmpo at MIL 3/4/23	41, at SAS 2/3/23	39, at NYK 2/5/23 39, at HOU 12/5/22
OREB	7, Joel Embiid vs. PHX 11/7/22	10, Steven Adams at MEM 12/2/22	20, vs. BKN 11/22/22	19, at MEM 12/2/22
DREB	17, Joel Embiid vs. BKN 4/17/23 17, Joel Embiid vs. MEM 2/23/23	16, Nikola Vucevic vs. CHI 1/6/23 16, Nikola Vucevic at CHI 10/29/22	48, at CHA 3/17/23	43, at ATL 11/10/22
REBS	19, Joel Embiid vs. BKN 4/17/23 19, Joel Embiid vs. MEM 2/23/23	20, Clint Capela at ATL 11/10/22	62, at CHA 3/17/23	57, at MEM 12/2/22
AST	21, James Harden vs. LAC 12/23/22	20, Trae Young at ATL 4/7/23	36, vs. DET 1/10/23	33, vs. CHI 1/6/23
STL	7, DeAnthony Melton vs. LAL 12/9/22 (OT)	4, Nikola Vucevic vs. CHI 3/20/23 4, Russell Westbrook vs. LAL 12/9/22 (OT)	14, vs. BKN 4/15/23 14, vs. LAL 12/9/22 (OT) 14, at WAS 10/31/22	14, at NOP 12/30/22
BLK	7, Joel Embiid vs. UTA 11/13/22	5, Myles Turner vs. IND 1/4/23	14, vs. UTA 11/13/22	14, vs. BKN 11/22/22
TO	8, Joel Embiid vs. BKN 4/17/23	9, Trae Young at ATL 4/7/23	22, vs. MIN 11/19/22	23, at DET 1/8/23
PTS	59, Joel Embiid vs. UTA 11/13/22	51, Jayson Tatum at BOS 5/14/23	147, vs. DET 1/10/23	133, at DAL 3/2/23 133, vs. BKN 1/25/23



YEAR IN REVIEW

2022-23 TEAM LEADERS (INCLUDING PLAYOFFS)

	PTS	REBS	AST	STL	BLK
Champagnie	-	-	-	-	-
Dedmon	-	-	-	-	3 (2)
Embiid	57 (2)	58 (4)	10 (5)	15 (12)	48 (18)
Foster Jr.	-	-	-	-	-
Harden	9	11 (1)	66 (3)	27 (15)	13 (12)
Harrell	-	1	-	4 (4)	7 (5)
Harris	5	12 (2)	3 (2)	13 (7)	16 (11)
House Jr.	-	-	-	4 (4)	1 (1)
King	1 (1)	-	-	-	-
Korkmaz	-	-	-	2 (1)	-
Lee	-	-	-	-	-
Maxey	16 (2)	1	7 (2)	11 (7)	3 (3)
McClung	1 (1)	1	-	-	-
McDaniels	1 (1)	1	-	2	2 (1)
Melton	1	1	4 (1)	34 (11)	16 (10)
Milton	4 (1)	-	8 (1)	5 (5)	2 (1)
Niang	1 (1)	-	-	6 (4)	8 (6)
Reed	-	9	-	7 (6)	17 (5)
Springer	-	-	-	2 (1)	2 (2)
Thybulle	-	-	-	11 (8)	4 (4)
Tucker	-	3 (1)	1 (1)	14 (12)	6 (5)

2022-23 OUTSTANDING PERFORMERS (INCLUDING PLAYOFFS)

	10+ PTS	20+ PTS	30+ PTS	10+ REBS	10+ AST	3+ STL	3+ BLK	DBL-DBL	TRP-DBL
Champagnie	-	-	-	-	-	-	-	-	-
Dedmon	-	-	-	-	-	-	-	-	-
Embiid	76	66	47	41	2	6	21	40	1
Foster Jr.	-	-	-	-	-	-	-	-	-
Harden	64	32	6	6	41	8	-	34	5
Harrell	9	1	-	1	-	-	1	1	-
Harris	68	29	-	11	-	7	-	8	-
House Jr.	7	1	-	-	-	-	-	-	-
King	1	1	-	-	-	-	-	-	-
Korkmaz	1	-	-	-	-	-	-	-	-
Lee	-	-	-	-	-	-	-	-	-
Maxey	64	36	9	-	-	3	-	-	-
McClung	1	1	-	-	-	-	-	-	-
McDaniels	4	2	-	-	-	2	-	-	-
Melton	6	5	1	-	-	20	1	-	-
Milton	6	7	-	-	3	1	-	3	-
Niang	30	2	-	-	-	1	-	-	-
Reed	12	-	-	10	-	2	7	6	-
Springer	2	-	-	-	-	-	-	-	-
Thybulle	4	-	-	-	-	3	-	-	-
Tucker	4	-	-	2	-	3	-	-	-



YEAR IN REVIEW

2022-2023 NBA STATISTICS (RANK AGAINST)

TEAMS' STATISTICS, RANK WITHIN LEAGUE

	ATL	BOS	BRN	CHA	CHI	CLE	DAL	DEN	DET	GS	HOU	IND	LAC	LAL	MEM	MIA	MIL	MIN	NO	NY	OKC	ORL	PHI	PHO	POR	SAC	SA	TOR	UTA	WAS
Points/game	3	4	20	27	22	25	16	12	29	2	28	10	18	6	9	30	8	13	15	11	5	26	14	17	19	1	23	24	7	21
Fg pct.	9	14	7	29	4	5	15	1	30	12	28	22	13	10	16	26	19	3	11	20	24	21	6	23	17	2	25	27	18	8
FT pct.	3	4	7	27	5	19	23	26	21	9	25	13	18	20	30	2	29	24	11	22	6	16	1	10	8	12	28	17	14	15
3-pt FG pct.	21	6	5	29	16	12	8	4	22	2	30	11	3	25	23	27	10	13	15	19	17	24	1	7	14	9	26	28	20	18
Off. Reb./gm	9	20t	29	12	28	22	30	17	10	14	1	16	19	18	4	20t	11	26	13	3	8	15	27	5	24t	23	7	2	6	24t
Def. Reb./gm	12	3	20	10	9	25	27	15t	26	6t	17	24	11	2	4	29	1	18	13	8	21	14	22	19	28	15t	23	30	6t	5
Rebounds/game	10	7	29	9	22	25	30	19	21	8	4	24	17	6	2	27	1	23	13	3	14	16	26	11	28	20	12	18	5	15
Assists/game	18	7	13	17	20	19	28t	2	27	1	30	6	24	15	9	25	12	8	11	28t	21	26	16	4	22	3	5	23	10	14
Steals/game	18t	27t	16t	9	7	15	29	11	20t	14	13	10	18t	26	3	6	27t	5	2	25	4	12	8	16t	24	20t	22	1	30	23
Turnovers/gm	3	7	14	17	8	6	2	20	25	30	29	23	18	15	12	9t	22	27	21	4	5	24	13	11	19	9t	26	1	28	16
Blocks/gm	12	6	1	8	19	14	28	20	27	25	19	2	21	16	3	30	11	4	24	23	22	15	13	5	17	29	26	9t	7	9t
Pers.Fouls/gm	6	7	25	17	8	9	23	4	30	28	21t	27	10	1	14t	3	2	29	20	18	24	16	19	26	14t	11	12	13	21t	5
DQ/game	13t	2	22t	15t	5	3t	10t	1	26t	19t	22t	29t	6t	3t	26t	6t	6t	29t	13t	26t	15t	22t	6t	10t	10t	15t	19t	22t	15t	19t

2022-23 NBA TEAM STATISTICS (RANK FOR)

OPPONENTS' STATISTICS, RANK WITHIN LEAGUE

	ATL	BOS	BKN	CHA	CHI	CLE	DAL	DEN	DET	GS	HOU	IND	LAC	LAL	MEM	MIA	MIL	MIN	NO	NY	OKC	ORL	PHI	PHO	POR	SAC	SA	TOR	UTA	WAS
Points/game	26	5	10	22	7	1	16	8	27	21	28	29	12	20	11	2	14	18	9	13	19	15	3	6	23	25	30	4	24	17
Fg pct.	25	5	4	19	8	7	24	20	26	9	21	23	16	10	1	22	2	11	12	3	17	18	14	6	28	29	30	27	15	13
FT pct.	30	3	2	25	13	19	15	9	12	4	24	29	7	8	22	16	10	1	14	18	6	26	17	20	21	23	5	27	11	28
3-pt FG pct.	10	4	21	14	13	23	7	3	16	18	27	25	19	2	9	22	8	24	1	12	15	6	5	11	29	26	30	28	17	20
Off. Reb./gm	17	8	28	22	5	9	10t	12	23	20	16	30	13	25	24	1	19	27	6	10t	29	3	4	14	15	7	18	2	26	21
Def. Reb./gm	21	26t	22	30	23	3	28	1	24	11	2	17	14	25	19	15	20	18	6	5	29	10	4	12	13	9	26t	16	7	8
Rebounds/game	19	18	27	29	16	3	23t	1	23t	15	4	28	13	25	21	6	20	22	5	7	30	8	22	11	14	9	26	10	17	12
Assists/game	22t	2	4	21	22t	1	8t	16	18	17	24	26	11	15	27	14	5	12	8t	13	20	19	6	3	30	28	29	25	10	7
Steals/game	18	5	11t	10	6	11t	3	25t	20	25t	30	27	23t	19	7	8	13	29	17	2	9	21	4	15	23t	16	28	1	22	14
Turnovers/gm	16	26	18	12	8	4	23	21	19t	13	22	7	24	27	6	3	30	5	9	25	1	10	14	11	19t	15	17	2	28	29
Blocks/gm	21	4	3	29	18	13	2	11	27	6	30	26	10	23	24	1	5	8	17	14	28	22	16	7	12	9	25	15	19	20
Pers.Fouls/gm	19	25	28	13	27	10t	1	23	3	30	16	14	20t	2	16	17	26	15	12	5	10t	7	20t	18	8t	4	29	22	8t	24
DQ/game	15t	15t	28t	25t	15t	8t	15t	20t	11	27	5t	3t	20t	1t	3t	12t	20t	12t	1t	8t	19	20t	20t	30	12t	5t	28t	5t	8t	25t

2022-23 NBA TEAM STATISTICS (COMBINED RANK)

COMBINATION TEAM/OPPONENT STATISTICS, RANK WITHIN LEAGUE

	18	1	15	27	13	2	19	6	29	11	28	25	17	16	4	21	5	20	10	7	14	24	3	9	26	8	30	12	22	23	
Pts/game/diff.	8	25	29	16	28	17	30	11	10	14	1	18	19	20	6	21	9	27	12	2	13	15	26	5	24	22	7	3	4	23	
Off. Reb. Pct.	19	1	28	22	2	14	21	12	27	16	20	30	11	13	18	5	3	26	6	9	29	4	8	17	25	7	24	10	23	15	
Total Reb. Pct.	11	12	30	19	24	17	29	10	21	14	1	28	18	20	6	15	4	27	7	2	9	25	9	22	5	26	16	13	3	8	23





ATLANTA HAWKS



GENERAL INFORMATION



Quin Snyder

Principal Owner & Chair of the Board of Directors/NBA Governor	Tony Ressler
Chief Executive Officer	Steve Koonin
General Manager	Landry Fields
Assistant General Manager	Kyle Korver
Senior Vice President, Salary Cap Administration	Michelle Leftwich
Senior Vice President, Team Operations	Dan Martinez
Head Coach	Quin Snyder
Assistant Coaches	Bryan Bailey, Mike Brey, Brittini Donaldson, Steve Klei, Igor Kokoskov, Antonio Lang, Sanjay Lumpkin, Ronald Nored, Ryan Schmidt, Ekpe Udoh, Jeff Watkinson
Director of Integrative Health	Ray Chow
Director of Athletic Training	Scottie Parker
Head Strength & Conditioning Coach	Paddy Hogben
Chief Communications Officer	Garin Narain
Vice President, Basketball Communications	Jon Steinberg
Manager of Media Relations	Billy Hartman
Team Colors	Torch Red, Infinity Black, Legacy Yellow, Granite Gray
Home Court	State Farm Arena - 17,044 (1999)

BROADCAST INFORMATION

Cable Television Bally Sports Southeast. Broadcasters: Bob Rathbun, Dominique Wilkins, Lauren Jbara
 Radio 92.9 The Game. Broadcasters: Steve Holman, Mike Conti

2022-23 RESULTS

11/10/22 A L	95-104
11/12/22 H W	121-109
11/28/22 H W	104-101
4/7/23 A W	136-131

ALL-TIME SERIES RESULTS

Overall	201-193
Home	116-62
Away	65-116
Neutral	20-15

PLAYOFFS

Overall	9-5
Home	5-3
Away	4-2

ALL-TIME SERIES INFORMATION

76ers Largest Margin of Victory.....47, 12/8/82
 76ers Most Pts. Scored.....144, 2/23/61
 76ers Fewest Pts. Scored.....68, 4x last 2/26/54

Hawks Largest Margin of Victory 42, 4/5/89
 Hawks Most Pts. Scored.....149, 1/30/93
 Hawks Fewest Pts. Scored59, 11/10/53



BOSTON CELTICS



GENERAL INFORMATION



Joe Mazzulla

Franchise Timeline (Established)	Boston Celtics (1946-47)
Address	46 Life Street, Boston, MA 02135
Managing Partner, Governor and Chief Executive Officer	Wyc Grousbeck
President of Basketball Operations	Rich Gothman
Head Coach	Joe Mazzulla
Assistant Coaches	Tony Dobbins, Aaron Miles, Ben Sullivan
Home Court	TD Garden (18,624)
Director of Performance	Art Horne
Sr. Vice President of Communications	Christian Megliola
Vice President, Media Services/Alumni Relations	Jeff Twiss
Vice President, Public Relations	Heather Walker
Vice President, Communications	Taylor Kielpinski-Rogers
Director, Basketball Communications	Brian Olive

BROADCAST INFORMATION

Television	NBC Sports Boston. Broadcasters: Mike Gorman, Brian Scalabrine, Abby Chin
Radio	98.5 The Sports Hub Broadcasters: Sean Grande, Cedric Maxwell

2022-23 RESULTS

11/21/21 A L	87-88
12/20/21 A W	108-103
1/14/22 H W	111-99
2/15/22 H L	87-135

ALL-TIME SERIES RESULTS

Overall	195-264
Home	127-89
Away	56-153
Neutral	12-22

PLAYOFFS

Overall	50-66
Home	34-20
Away	16-46

ALL-TIME SERIES INFORMATION

76ers Largest Margin of Victory.....	42, 10/29/66
76ers Most Pts. Scored.....	150, 3/6/70
76ers Fewest Pts. Scored.....	65, 3/28/04

Celtics Largest Margin of Victory	48, 2/15/22
Celtics Most Pts. Scored.....	148, 1/19/63
Celtics Fewest Pts. Scored	65, 2/17/53



BROOKLYN NETS



GENERAL INFORMATION



Jacqué Vaughn

Governor, Brooklyn Nets	Joe Tsai
Vice Chairman, BSE Global	Clara Wu Tsai
Alternate Governor, Brooklyn Nets	Oliver Weisberg
Alternate Governor & Chief Executive Officer	Sam Zussman
Alternate Governor & General Manager	Sean Marks
Assistant General Manager	Jeff Peterson
Assistant General Manager	Andy Birdsong
Head Coach	Jacqué Vaughn
Assistant Coach	Kevin Ollie
Assistant Coach	Will Weaver
Assistant Coach	Jay Hernandez
Assistant Coach/Director of Player Development	Adam Caporn
Assistant Coach	Trevor Hendry
Assistant Coach	Ryan Forehan-Kelly
Assistant Coach	Ronnie Burrell
Assistant Coach/Player Development	Corey Vinson
Director of Sports Medicine	Les Gellis
Director of Sport Science	Dan Meehan
Head Athletic Trainer/Physical Therapist	Jonathan Filipe
Director of Performance Rehabilitation	Stefania Rizzo
Head Strength & Conditioning Coach	Dave Regan
Physical Performance Coach	Chris Miller
Senior Director of Public Relations	Aaron Harris
Director of Public Relations	Eli Pearlstein
Senior Manager of Public Relations	Megan Walsh
Coordinator of Public Relations	Daniel Loftus

BROADCAST INFORMATION

TV YES Network. Broadcasters: Ian Eagle, Ryan Ruocco, Noah Eagle, Sarah Kustok, Richard Jefferson, Meghan Triplett
 Radio WFAN (660 AM/101.9 FM). Broadcasters: Chris Carrino, Tim Capstraw

2022-23 RESULTS

10/22/21 H L	109-114
12/16/21 A L	105-114
12/30/21 A W	110-102
3/10/22 H L	110-102

ALL-TIME SERIES RESULTS

Overall	119-88
Home	67-37
Away	52-51

PLAYOFFS

Overall	12-4
Home	5-4
Away	7-0

ALL-TIME SERIES INFORMATION

76ers Largest Margin of Victory.....35, 2/5/86
 76ers Most Pts. Scored.....142, 2/5/86
 76ers Fewest Pts. Scored.....67, 4/5/09

Nets Largest Margin of Victory36, 12/16/13
 Nets Most Pts. Scored.....141, 4/4/17
 Nets Fewest Pts. Scored77, 12/14/10



CHARLOTTE HORNETS



GENERAL INFORMATION



Steve Clifford

Chairman	Rick Schnall
Managing Partner	Curtis Polk
President, Vice Chairman & Alternate Governor	Fred Whitfield
EVP and COO	James Jordan
President of Basketball Operations and GM	Mitch Kupchak
SVP of Basketball Operations and Assistant GM	Buzz Peterson
Vice President of Player Personnel	Larry Jordan
Assistant General Manager	David Duquette
Head Coach	Steve Clifford
Assistant Coaches	Tyrone Corbin, Bob Beyer, Marlon Garnett, Jay Hernandez, Rex Walters, Nick Friedman, Norman Richardson, Bruce Kreutzer
Director of Health Care & Sports Performance	Joe Sharpe
Associate Head Athletic Trainer	Quinton Sawyer
Assistant Athletic Trainer	Nina Hsieh
Chief Communications Officer	Mike Cristaldi
Director of Basketball Communications	Brian Travis Sr.
Manager of Basketball Communications	Maggie Yang
Coordinator of Basketball Communications	Jack Brandsgard
Sr. Director of Corporate Communications	Josh Rosen

BROADCAST INFORMATION

Cable Television	Bally Sports Southeast: Eric Collins, Dell Curry, Ashley ShahAhmadi
Radio	WFNZ: Sam Farber

2022-23 RESULTS

11/23/22 A L	101-107
12/11/22 H W	131-113
3/17/23 A W	121-82

ALL-TIME SERIES RESULTS

Overall	59-60
Home	37-22
Away	22-38

PLAYOFFS

Overall	3-1
Home	2-1
Away	1-1

ALL-TIME SERIES INFORMATION

76ers Largest Margin of Victory	32, 3/11/05	Hornets Largest Margin of Victory	52, 2/27/92
76ers Most Pts. Scored	144, 4/2/22	Hornets Most Pts. Scored	136, 2/27/92
76ers Fewest Pts. Scored	66, 4/5/95	Hornets Fewest Pts. Scored	63, 11/7/07



CHARLOTTE HORNETS

ALL-TIME MEETINGS

DATE	PHI	OPP	DATE	PHI	OPP	DATE	PHI	OPP	DATE	PHI	OPP	DATE	PHI	OPP		
11/25/88	H	W	123	116	3/29/95	H	W	99	81	11/14/01	H	W	100	86		
12/1/88	A	L	107	109	4/5/95	A	L	66	84	12/19/01	H	L	85	94		
1/15/89	A	W	116	109	4/17/95	H	L	90	101	1/17/02	A	L	93	88		
1/16/90	H	L	122	127	11/4/95	A	L	108	119	2/7/02	A	W	100	93		
4/7/89	A	W	118	108	11/10/95	H	W	104	90	1/19/05	A	W	107	105		
4/14/89	H	L	115	119	1/27/96	A	L	105	110	3/11/05	H	W	112	80		
11/15/89	H	W	109	96	4/14/96	H	L	78	94	4/6/05	H	W	106	103		
4/14/90	A	W	109	102	12/13/96	A	L	75	84	11/4/05	H	L	93	110		
11/19/90	H	W	109	101	12/17/96	H	L	84	93	12/9/05	H	W	119	115		
1/26/91	A	L	75	79	3/15/97	H	L	99	107	2/8/06	A	L	92	100		
3/28/91	A	L	90	94	4/6/97	A	L	113	115	4/19/06	A	L	86	96		
3/29/91	H	W	124	107	2/13/98	A	L	96	103	1/13/07	A	L	83	89		
12/23/91	H	L	106	114	3/31/98	A	L	93	101	2/7/07	H	W	92	83		
2/27/92	A	L	84	136	4/8/98	H	W	109	101	3/23/07	A	L	87	102		
3/19/92	H	L	116	123	2/5/99	A	W	78	66	3/23/07	H	W	106	97		
4/17/92	H	W	122	112	3/10/99	H	W	85	70	11/7/07	H	W	94	63		
11/24/92	A	L	119	127	5/4/99	A	L	110	117	1/26/08	A	W	103	96		
2/3/93	H	L	118	129	12/11/99	H	L	84	106	4/16/08	A	L	109	115		
4/9/93	H	L	113	122	1/20/00	H	L	100	109	11/24/08	A	L	84	93		
4/12/93	A	L	101	120	2/15/00	H	L	93	95	1/9/09	H	W	93	87		
1/19/94	A	L	103	115	3/20/00	A	W	102	96	3/27/09	H	L	95	100		
2/7/94	A	W	125	117	11/22/00	A	L	73	88	4/7/09	A	L	98	101		
3/22/94	A	L	91	125	12/1/00	H	W	95	74	11/18/09	H	W	86	84		
4/9/94	H	L	122	127	1/15/01	H	W	84	79	12/5/09	A	L	105	106		
12/22/94	A	L	91	103	2/24/01	A	L	85	86	3/10/10	H	L	81	102		
												3/31/10	A	L	84	103
												12/4/10	H	W	109	91
												1/17/11	H	W	96	92*
												1/20/11	A	L	97	100
												1/27/12	H	W	89	72
												2/13/12	A	W	98	89
												3/19/12	A	W	105	80
												11/30/12	A	W	104	98
												2/9/13	H	W	87	76
												3/30/13	H	W	100	92
												4/3/13	A	L	83	88
												12/6/13	A	L	88	105
												1/15/14	H	W	95	92
												4/2/14	H	L	93	123
												4/12/14	A	L	105	111
												12/19/14	H	L	91	109
												2/7/15	H	W	89	81
												4/4/15	A	L	91	92
												11/20/15	A	L	88	113
												3/2/16	H	L	99	119
												3/29/16	H	L	85	100
												4/1/16	A	L	91	100
												11/2/16	A	L	93	109
												1/13/17	H	W	102	93
												2/13/17	A	W	105	99

*overtime



CHICAGO BULLS



GENERAL INFORMATION



Billy Donovan

Chairman/Alternate NBA Governor	Jerry Reinsdorf
President & Chief Operating Officer/NBA Governor	Michael Reinsdorf
Executive Vice President - Basketball Operations	Artūras Karnišovas
General Manager	Marc Eversley
Head Coach	Billy Donovan
Assistant Coaches	Maurice Cheeks, Chris Fleming, Josh Longstaff, John Bryant, Damian Cotter, Billy Schmidt
Assistant to the Head Coach	Paul Miller
Player Development Coordinators	Ty Abbott, Bradford Burgess, Taurean Green, Amadou Mbodji, Max Rothschild
Senior Advisors of Basketball Operations	John Paxson, Doug Collins
Senior Manager of Basketball Communications	Josh Schur
Vice President of Player Personnel	Pat Connelly
Assistant General Managers	JJ Polk, Steve Weinman
Director of Player Personnel	Brian Hagen
Video Coordinators	Chris Kent, Billy Donovan III
Director of Performance Health	Chip Schaefer
Head Athletic Trainer	Todd Campbell
Assistant Athletic Trainer	Arnold Lee
Head Strength and Conditioning Coach	Geoffrey Puls
Assistant Strength & Conditioning Coach	Matthew Comer
Physical Therapist	Michael Orr
Executive Director of Public & Media Relations	Tim Hallam
Director of Public & Media Relations	Matt Yob
Senior Manager of Public & Media Relations	Beth Esler

BROADCAST INFORMATION

Cable Television	NBC Sports Chicago: Adam Amin, Stacey King
Radio	WSCR (670 AM): Chuck Swirsky, Bill Wennington
Spanish Radio	TUDN, Univision Sports Chicago (1200 AM): Omar Ramos, Elio Benitez

2022-23 RESULTS

11/3/21 H W	103-98
11/6/21 A W	114-105
2/6/22 A W	119-108
3/7/22 H W	121-106

ALL-TIME SERIES RESULTS

Overall	131-106
Home	73-40
Away	54-64
Neutral	4-2

PLAYOFFS

Overall	6-10
Home	5-2
Away	1-8

ALL-TIME SERIES INFORMATION

76ers Largest Margin of Victory	41, 11/11/80
76ers Most Pts. Scored	145, 2x last 11/10/82
76ers Fewest Pts. Scored	74, 11/1/97

Bulls Largest Margin of Victory	45, 12/21/10
Bulls Most Pts. Scored	148, 11/19/71
Bulls Fewest Pts. Scored	67, 3/14/01



CHICAGO BULLS

ALL-TIME MEETINGS

DATE	PHI	OPP	DATE	PHI	OPP	DATE	PHI	OPP	DATE	PHI	OPP	DATE	PHI	OPP
11/11/66	H	W	126	113	12/26/74	A	L	91	92	3/30/85	A	W	122	117
11/13/66	A	W	132	126	2/9/75	H	W	109	97	4/5/85	H	W	116	113
11/18/66	N	W	145	120	3/18/75	A	L	96	111	11/13/85	H	W	110	106
12/6/66	H	W	129	119	10/24/75	A	W	110	103	12/12/85	A	L	102	106
1/4/67	A	W	117	103	11/5/75	H	W	115	82	1/17/86	A	L	120	118*
1/8/67	A	W	136	115	2/10/76	A	W	85	84	2/12/86	H	W	106	98
1/19/67	N	W	127	102	3/11/76	H	W	108	101	2/25/86	A	W	122	98
3/1/67	N	L	122	129	11/10/76	H	W	103	88	3/19/86	H	W	118	112
11/24/67	A	W	122	104	12/14/76	A	L	88	101	1/17/87	A	L	89	105
11/25/67	H	L	114	119	3/13/77	H	L	102	106	1/30/87	H	W	121	112
12/16/67	A	W	143	123	3/29/77	A	W	113	113	2/10/87	A	L	99	104
1/20/68	A	W	135	111	11/2/77	H	L	102	103	3/11/87	H	W	117	108
2/9/68	H	W	118	113	12/16/77	A	L	119	115	3/24/87	A	L	91	93
3/12/68	N	W	139	115	12/28/77	H	W	129	125*	4/10/87	H	W	98	96*
3/16/68	A	W	144	122	2/7/78	A	L	106	108	11/7/87	A	L	94	104
10/26/68	H	W	122	118	12/5/78	A	L	91	96	12/8/87	H	W	109	96
12/5/68	A	W	109	92	2/1/79	H	W	111	98	12/27/88	H	L	109	119*
2/1/69	H	W	112	104	3/28/79	H	W	112	96	2/29/88	H	L	102	101
3/4/69	H	W	131	113	11/17/79	A	L	103	106*	3/23/88	H	L	93	97
3/13/69	A	W	113	106	2/16/80	H	W	100	92	11/15/88	A	L	107	120
11/4/69	N	W	113	109	10/29/80	H	W	115	102	11/16/88	H	W	123	110
11/18/69	A	L	119	127	11/1/80	A	W	113	100	1/25/89	H	W	120	108
12/14/69	H	W	126	121	12/10/80	H	W	113	100	3/7/89	A	W	90	88
12/31/69	H	W	129	109	1/10/81	A	L	107	102	12/9/89	A	L	105	125
1/12/70	A	L	113	117	3/4/81	H	L	100	111	12/23/89	H	W	131	104
2/20/70	A	L	119	126	3/20/81	A	L	108	120	1/26/90	H	W	120	109
10/14/70	H	W	110	107	11/11/81	H	W	117	90	3/17/90	A	L	109	114
12/1/70	A	L	91	107	12/12/81	A	W	117	114*	11/2/90	A	W	124	116
1/14/71	A	L	103	108	2/7/82	H	W	123	107	1/9/91	H	L	99	107
1/15/71	H	W	99	96	3/2/82	A	L	109	112	3/22/91	H	W	95	90
2/5/71	A	L	102	114	3/31/82	H	W	99	98	4/7/91	A	W	114	111*
10/12/71	A	W	114	100	4/6/82	A	W	117	104	11/1/91	A	L	90	110
11/19/71	H	L	104	148	11/10/82	H	W	145	108	12/7/91	H	W	103	100
2/22/72	A	L	88	119	1/19/83	H	W	126	106	1/14/92	A	L	80	103
3/24/72	H	L	99	116	1/25/83	A	W	116	99	3/8/92	H	L	99	103
10/10/72	A	L	89	95	2/10/83	A	W	116	110	12/19/92	A	W	98	96
12/8/72	H	L	102	118	2/25/83	H	W	116	111	1/9/93	H	W	104	91
1/9/73	A	L	102	126	3/29/83	A	L	95	97	3/24/93	H	L	100	113
3/9/73	N	L	84	104	11/1/83	H	W	99	91	4/20/93	A	L	94	123
11/28/73	H	W	101	96	2/7/84	A	L	89	104	12/8/93	H	W	95	88*
12/6/73	A	L	98	103	2/10/84	H	L	91	100	1/17/94	A	L	91	121
2/2/74	H	L	98	105	3/31/84	A	W	111	104	3/23/94	H	L	87	99
3/19/74	A	L	94	103	4/15/84	H	W	129	115	11/7/94	A	L	103	106
11/6/74	H	W	105	90	11/17/84	A	W	109	100	3/29/94	A	L	103	106
					12/15/84	H	W	114	102	11/7/94	A	L	83	98
					2/1/85	H	W	121	110	1/11/95	H	L	77	115
										3/4/95	H	L	94	106
										4/1/95	A	L	84	91
										1/13/96	H	L	93	120
										1/18/96	A	L	104	116
										3/18/96	H	L	94	98
										4/12/96	A	L	82	112
										11/2/96	A	L	86	115
										12/21/96	H	L	105	111
										3/12/97	H	L	104	108
										4/7/97	A	L	102	128
										11/1/97	A	L	74	94
										1/15/98	H	W	106	96
										4/17/98	H	L	80	87
										2/25/99	A	W	98	80
										3/3/99	H	W	102	86
										3/30/99	A	L	81	91
										11/12/99	H	W	92	86
										12/17/99	H	W	77	74
										3/4/00	A	W	95	84
										4/18/00	A	W	93	89
										12/16/00	A	W	99	91
										1/17/01	H	W	99	88
										3/14/01	A	W	85	67
										4/18/01	H	L	86	92
										12/1/01	A	W	99	79
										3/28/02	A	W	99	76
										4/15/02	H	L	96	98
										2/12/03	H	W	119	111*
										2/19/03	A	W	110	82
										4/2/03	H	W	108	101
										4/15/03	A	L	106	115
										11/7/03	A	W	106	85
										12/4/03	H	W	83	82
										3/6/04	H	W	97	88
										3/9/04	A	W	89	81
										12/10/04	A	W	93	88
										1/12/05	A	L	78	110
										3/19/05	H	L	88	94
										2/16/06	A	L	84	117
										2/25/06	H	W	108	102
										4/5/06	H	L	92	99
										4/8/06	A	W	89	75
										11/24/06	H	W	123	108
										12/6/06	A	L	94	121
										3/14/07	H	L	87	88
										11/2/07	H	L	97	100
										1/11/08	H	L	97	100
										3/14/08	A	W	110	106

* overtime



CLEVELAND CAVALIERS



GENERAL INFORMATION



J.B. Bickerstaff

Franchise Timeline (Established)	Cleveland Cavaliers (1970-71)
Address	One Center Court; Cleveland, OH 44115-4001
Chairman	Dan Gilbert
President of Basketball Operations	Koby Altman
General Manager	Mike Gansey
Assistant General Manager	Brandon Weems
Senior Basketball Advisor	Bernie Bickerstaff
Vice President of Basketball Operations/Team Counsel	Jason Hillman
Vice President, Strategy and Personnel	Jon Nichols
Director, Scouting	Brandon Yu
Head Coach	J.B. Bickerstaff
Associate Head Coach	Greg Buckner
Assistant Coaches	Sidney Lowe, JJ Outlaw, Luke Walton, Dan Geriot
Head Athletic Trainer	Steve Spiro
Head Strength and Conditioning Coach	Derek Millender
Director, Team Operations	Mark Cashman
Senior Director, Basketball Administration	Lauren Marvinney
CEO	Nic Barlage
Vice President of Basketball Communications	B.J. Evans
Basketball Communications Sr. Manager	Cherome Owens
Basketball Communications Manager	Sam Coombs
Basketball Communications Assistant	Devynne Booker
Home Court	Rocket Mortgage FieldHouse (19,432)

BROADCAST INFORMATION

Television	TBD. Broadcasters: John Michael, Austin Carr, Brad Daugherty, Serena Winters
Radio	WTAM 1100 AM: Tim Alcorn, Jim Chones, Mike Snyder
Spanish Radio	Power 89.1 WNZN FM: Rafael Hernández Brito

2022-23 RESULTS

2/12/21 H W	103-93
3/4/22 H W	125-119
3/16/22 A W	118-114
4/3/22 A W	112-108

ALL-TIME SERIES RESULTS

Overall	114-106
Home	66-43
Away	48-61
Neutral	0-2

PLAYOFFS

Overall	3-2
Home	3-0
Away	0-2

ALL-TIME SERIES INFORMATION

76ers Largest Margin of Victory	54, 11/02/70
76ers Most Pts. Scored	148, 1/2/72
76ers Fewest Pts. Scored	67, 1/15/94

Cavaliers Largest Margin of Victory	43, 1/15/94
Cavaliers Most Pts. Scored	131, 3/20/73
Cavaliers Fewest Pts. Scored	68, 11/23/01



CLEVELAND CAVALIERS

ALL-TIME MEETINGS

DATE	PHI	OPP	DATE	PHI	OPP	DATE	PHI	OPP	DATE	PHI	OPP	DATE	PHI	OPP
11/2/70	H	W	12/1/79	H	W	4/1/87	H	W	2/17/98	H	W	3/12/10	H	L
12/27/70	A	L	1/3/80	A	W	11/21/87	A	L	4/11/98	A	L	11/5/10	H	L
1/16/71	H	W	1/19/80	H	W	11/24/87	H	W	2/22/99	A	W	11/6/10	H	L
3/2/71	A	W	2/17/80	H	W	1/9/89	H	W	4/2/99	H	L	11/16/10	H	L
10/24/71	A	W	3/16/80	A	L	2/17/88	H	L	4/23/99	H	W	12/7/10	H	W
10/27/71	H	W	10/28/80	A	W	4/23/88	A	L	11/26/99	H	W	2/27/11	A	W
11/28/71	A	L	12/9/80	A	W	11/23/88	H	W	12/3/99	H	W	3/27/12	H	W
12/29/71	N	L	12/17/80	H	W	1/31/89	A	L	2/18/00	H	W	4/18/12	A	W
1/2/72	H	W	1/16/81	H	W	2/18/89	A	L	4/14/00	A	W	11/18/12	H	W
2/16/72	H	W	2/11/81	H	W	3/22/89	H	W	11/15/00	H	W	11/21/12	A	L
10/25/72	H	L	3/27/81	A	W	4/1/89	A	L	2/2/00	A	L	3/29/13	A	W
10/31/72	A	L	10/30/81	H	W	11/29/89	H	W	1/6/01	H	W	4/14/13	H	W
1/12/73	N	L	11/20/81	A	W	1/12/90	H	L	11/23/01	H	W	11/9/13	A	L
1/26/73	A	L	12/11/81	H	W	1/23/90	A	W	12/15/02	A	W	1/7/14	A	L
3/20/73	A	L	3/26/82	A	W	3/13/90	A	L	3/6/02	H	W	2/18/14	H	L
3/21/73	H	L	4/2/82	H	W	11/10/90	A	L	11/8/02	H	W	1/5/15	H	W
11/30/73	A	L	11/26/82	A	W	11/23/90	H	W	11/29/02	A	W	2/2/15	A	L
12/5/73	H	L	12/15/82	H	W	3/31/91	H	W	2/21/03	A	W	3/29/15	A	L
1/9/74	H	W	1/18/83	A	W	4/21/91	A	L	2/23/03	H	W	11/2/15	H	L
1/13/74	A	L	3/27/83	A	W	11/26/91	H	L	11/15/03	A	L	11/6/15	A	L
3/17/74	A	L	4/3/83	A	W	11/27/91	A	L	12/19/03	H	L	12/20/16	A	L
11/28/74	A	L	12/16/83	H	W	1/11/92	A	L	1/24/04	A	L	1/10/16	H	L
1/18/75	H	L	1/7/84	A	L	10/2/92	H	L	3/26/04	H	W	11/5/16	H	L
2/12/75	H	L	1/18/84	A	L	12/16/92	H	L	3/4/05	H	W	11/27/16	H	L
3/15/75	A	W	1/20/84	H	W	3/16/93	A	L	3/18/05	A	W	3/31/17	A	L
3/15/75	A	W	2/23/84	A	L	3/26/93	H	L	4/8/05	H	W	11/27/17	H	L
12/9/75	H	W	3/23/84	H	W	4/25/93	A	L	11/19/05	H	L	12/9/17	A	L
1/2/76	H	W	10/26/84	H	W	1/15/94	A	L	2/4/06	A	L	3/1/18	A	W
1/8/76	A	L	1/22/85	A	W	2/2/94	H	L	2/22/06	H	W	4/6/18	H	W
2/6/76	H	L	2/15/85	H	L	3/3/94	A	L	4/4/06	A	L	11/23/18	H	L
3/18/76	A	L	2/18/85	A	L	3/25/94	H	L	11/25/06	A	L	12/16/18	A	L
11/27/76	A	L	3/19/85	A	L	12/3/94	A	W	1/24/07	A	W	3/12/19	H	W
1/7/77	H	W	4/3/85	H	L	12/16/94	H	L	1/26/07	H	L	11/12/19	H	W
2/20/77	H	W	12/11/85	H	W	2/7/95	A	L	4/17/07	H	L	11/17/19	H	W
3/15/77	A	W	1/24/86	A	W	3/12/95	H	L	12/15/07	A	W	12/7/19	H	W
12/17/77	H	W	2/6/86	H	W	11/17/95	H	L	3/30/08	A	L	2/26/20	A	L
1/4/78	H	W	3/14/86	H	W	12/8/95	A	L	4/14/08	H	L	12/27/20	A	L
1/19/78	A	L	3/17/86	A	W	1/24/96	H	L	12/10/08	H	L	2/27/21	H	L
2/21/78	A	W	4/4/86	A	W	2/17/96	A	L	11/5/09	A	L	4/1/21	A	W
12/9/78	A	L	12/13/86	A	L	11/19/96	H	L	12/12/08	A	L			
1/17/79	H	W	12/17/86	H	L	11/19/97	A	L	4/10/09	H	L			
2/15/79	A	L	1/28/87	H	W	4/12/97	A	L	4/15/09	A	W			
3/30/79	H	W	3/10/87	A	W	11/26/97	H	L	11/21/09	A	L			
10/27/79	A	W	3/31/87	A	W	1/24/98	A	L	12/16/09	H	L			

*overtime

**double-overtime



DALLAS MAVERICKS



GENERAL INFORMATION



Jason Kidd

Governor	Mark Cuban
CEO	Cynt Marshall
President of Basketball Operations/General Manager	Nico Harrison
Head Coach	Jason Kidd
Assistant Coaches	Sean Sweeney, Jared Dudley, Alex Jensen, Eric Hughes, Darrell Armstrong, Josh Broghamer, Marko Milić, God Shammgod, Keith Veney
Assistant General Manager/Vice President of Basketball Operations	Michael Finley
Director of Player Health and Performance	Casey Smith
Director of Athletic Performance	Jeremy Holsopple
Head Athletic Trainer	Dionne Calhoun
Assistant Athletic Trainer	Heather Mau
Head Equipment Manager	Kory Johnson
Director of Basketball Communications	Alan Rakowski
Basketball Communications Manager	Kristen Deahl
Basketball Communications Coordinator	Dave Maurer
Senior Vice President of Corporate Communications and Events	Erin Finegold White
Director of Corporate Communications	Collin Kim
Corporate Communications and Events Manager	Araceli Colmenero
Home Court	American Airlines Center (19,200) - 2001
Team Colors	Royal Blue, Navy, Silver and Black

BROADCAST INFORMATION

Radio	97.1 FM The Freak (KEGL): Chuck Cooperstein, Brad Davis
Spanish Radio	Zona MX 99.1 (KFZO): Victor Villalba
Television	Bally Sports Southwest: Mark Followill, Derek Harper, Jeff "Skin" Wade

2022-23 RESULTS

3/2/23 A L	126-133
3/29/22 H W	116-108

ALL-TIME SERIES RESULTS

Overall	41-42
Home	23-19
Away	18-23

PLAYOFFS

ALL-TIME SERIES INFORMATION

76ers Largest Margin of Victory	42, 3/17/17
76ers Most Pts. Scored	133, 2/23/83
76ers Fewest Pts. Scored	70, 11/13/14

Mavericks Largest Margin of Victory	53, 11/13/14
Mavericks Most Pts. Scored	129, 2/21/16
Mavericks Fewest Pts. Scored	74, 3/17/17



DALLAS MAVERICKS

ALL-TIME MEETINGS

DATE	PHI	OPP	DATE	PHI	OPP	DATE	PHI	OPP	DATE	PHI	OPP
11/25/80	A	W 108 92	1/9/89	A	W 121 103	11/13/97	A	W 99 98	2/11/07	H	L 89 106
2/20/81	H	W 117 109	12/15/89	H	L 88 95	2/11/98	H	W 91 90	11/13/07	A	L 84 99
1/27/82	A	W 99 86	1/5/90	A	W 104 79	2/1/00	A	W 101 100	2/11/08	H	W 84 76
2/17/82	H	W 114 109	11/7/90	H	L 101 104	2/29/00	H	W 106 87	1/2/09	A	L 86 96
12/29/82	A	W 126 116*	3/6/91	A	W 97 92	12/15/00	H	L 94 112	1/19/09	H	L 93 95
2/23/83	H	W 133 101	2/18/92	A	W 94 90	1/23/01	A	W 114 98	11/30/09	A	L 102 104
2/15/84	A	L 116 119**	3/6/92	H	W 88 86	11/1/01	H	L 92 99	1/22/10	H	W 92 81
3/30/84	H	W 118 110	2/13/93	A	W 119 96	11/10/01	A	W 98 91	11/12/10	A	L 90 99
11/2/84	H	W 107 103	3/19/93	H	L 87 89	1/4/03	A	L 83 102	3/1/11	H	L 93 101
1/28/85	A	L 109 111	1/7/94	A	W 103 93	1/23/03	H	L 94 107	2/17/12	H	L 75 82
2/28/86	A	W 123 120	1/26/94	H	W 104 90	1/14/04	A	L 125 122**	11/27/12	H	W 100 98
3/30/86	H	W 114 113	11/11/94	H	L 100 107	3/22/04	H	W 107 98	12/18/12	A	L 100 107
2/27/87	A	L 110 123	3/17/95	A	L 101 103	1/29/05	A	W 93 89	11/18/13	A	L 94 97
3/23/87	H	L 100 103	12/6/95	H	W 108 87	4/1/05	H	L 83 100	2/21/14	H	L 112 124
12/19/87	H	W 95 90	2/27/96	A	W 121 115	11/9/05	H	W 112 97	11/13/14	A	L 70 123
2/27/88	A	L 91 100	12/5/96	A	L 102 106	2/27/06	A	L 92 104	11/29/14	H	L 103 110
12/20/88	H	L 102 108	1/8/97	H	L 93 111	12/15/06	A	L 79 93	11/16/15	H	L 86 92
									2/21/16	A	L 103 129
									2/21/17	A	L 95 113
									3/17/17	H	W 116 74
									10/28/17	A	W 112 110
									4/8/18	H	W 109 97
									1/5/19	H	W 106 100
									4/1/19	A	L 102 122
									12/20/19	H	L 98 117
									1/11/20	A	L 91 109
									2/25/21	H	W 111 97
									4/12/21	A	W 113 95
									2/4/22	A	L 98 107
									3/18/22	H	W 111 101
									3/2/23	A	L 126 133
									3/29/22	H	W 116 108



DENVER NUGGETS



GENERAL INFORMATION



Michael Malone

Owner	E. Stanley Kroenke
KSE Vice Chairman	Josh Kroenke
General Manager	Calvin Booth
Assistant General Manager	Tommy Balcetis
VP Basketball Operations/GM, Grand Rapids Gold	Ben Tenzer
Vice President of Basketball Administration	Lisa Johnson
Vice President of Player Personnel	Jim Clibanoff
Director of Player Personnel	Scott Howard
Director of Scouting	Drew Nicholas
Lead Scout	Herb Livsey
International Scout	Rafal Juc
Strategy & Planning/International Scout	Martynas Pocius
Director of Pro Scouting	Dethie Fall
Pro Scout/Senior Advisor to the Head Coach - Grand Rapids Gold	Chad Iske
Shooting Coach/Player Personnel	Mike Penberthy
Pro Scout/Player Development Coach	Darrell Arthur
Director of College Scouting	Todd Checovich
College Scout	Jared Jeffries
College Scout	Jarrett Stephens
Sr. Analyst, Basketball Analytics	Layne Vashro
Basketball Strategy/Analytics Coordinator	Neel Ganta
Basketball Operations Coordinator/Player Programs	Morgan Montgomery
Director of Player Engagement	Wayne Watts
Player Services/Player Development Associate	Shemar Waugh
Head Coach	Michael Malone
Assistant Coaches	David Adelman, Ryan Saunders, Popeye Jones, Ryan Bowen, Charles Klask, John Beckett, Elvis Valcarcel, Ogen Stojakovic
Player Development Coach	Stephen Graham, Boniface N'Dong
Player Development Associate	Sean Nolen
Player Development Associate	John "Bubba" Gault
Special Assistant to the Head Coach	Andrew Munson
Head Video Coordinator/Player Development	Conor Griffin
Assistant Video Coordinator	Cam Griffin
Vice President of Sports Medicine	Steve Short
Head Athletic Trainer	Dan Shimensky
Associate Head Athletic Trainer	Jason Miller
Dir. of Perf./Head Strength and Conditioning Coach	Felipe Eichenberger
Associate Head Strength and Conditioning Coach	Claus Antunes de Souza
Applied Sports Science/Assistant Strength and Conditioning Coach	Ernie Contreras
Physical Therapist	Jack Friesen
Performance Dietician	Abbey Lathrop
Massage Therapist	Giselle Harrold
Equipment Manager	Sparky Gonzales
Assistant Equipment Manager	Gene Marquez
Vice President, Media Relations	Nick O'Hayre
Director, Media Relations	Cody Wise
Manager, Media Relations	Makalah Emanuel
Team Security	Kevin Jackson
Team Security	Marcus Fountain
Team Security	Bobby Simmons

BROADCAST INFORMATION

Radio Altitude Radio Network 92.5 FM: Jason Kosmicki
 Television Altitude Sports & Entertainment: Chris Marlowe, Scott Hastings, Chris Dempsey, Vic Lombardi, Katy Wing

2022-23 RESULTS

1/28/23 H W 126-119
 3/27/23 A L 111-116

ALL-TIME SERIES RESULTS

Overall 53-43
 Home 32-17
 Away 21-26

PLAYOFFS

ALL-TIME SERIES INFORMATION

76ers Largest Margin of Victory 31, 11/5/77
 76ers Most Pts. Scored 149, 3/30/90
 76ers Fewest Pts. Scored 75, 2/23/95

Nuggets Largest Margin of Victory 30, 2/23/95
 Nuggets Most Pts. Scored 134, 2/27/82
 Nuggets Fewest Pts. Scored 71, 12/16/02



DENVER NUGGETS

ALL-TIME MEETINGS

DATE	PHI	OPP	DATE	PHI	OPP	DATE	PHI	OPP	DATE	PHI	OPP													
12/1/76	H	W	114	102	12/29/83	A	L	89	101	1/2/94	A	W	96	80	12/31/04	A	L	92	97	12/5/15	H	L	105	108
12/21/76	A	L	94	108	11/24/84	A	L	110	114	2/18/95	H	W	95	89	12/27/05	H	W	108	106	3/23/16	A	L	103	104
1/30/77	A	W	107	101	3/24/85	H	W	124	103	2/23/95	A	L	75	105	3/9/06	A	L	93	97	12/5/16	H	L	98	106
3/9/77	H	W	129	125**	12/6/85	H	L	121	123	12/11/95	H	L	91	104	11/10/06	H	L	101	108	12/30/16	A	W	124	122
11/5/77	H	W	132	101	3/1/86	A	W	118	107	12/30/95	A	L	100	108	1/2/07	A	W	108	97	12/30/17	A	W	107	102
1/29/78	A	W	118	117	12/30/86	A	W	111	108	12/26/96	A	W	118	89	1/6/08	A	L	96	109	3/26/18	H	W	123	104
2/1/78	H	W	104	101	3/20/87	H	W	116	106	2/16/97	H	L	97	112	3/19/08	H	W	115	113	1/26/19	A	L	110	126
2/25/78	A	L	115	124	12/12/87	H	L	121	131	12/12/97	H	W	106	91	12/26/08	A	L	101	105	2/8/19	H	W	117	110
11/15/78	H	W	109	103*	2/26/88	A	L	104	120	2/27/98	A	W	79	78	2/18/09	H	L	89	101	11/8/19	A	L	97	100
2/25/79	A	W	119	111	12/7/88	H	W	134	109	12/6/99	H	L	77	94	12/7/09	H	L	83	93	12/10/19	H	W	97	92
4/8/79	H	W	112	111	2/26/89	A	L	115	122	1/31/00	A	L	80	83	1/3/10	A	W	108	105	1/9/21	H	L	103	115
1/23/80	A	W	118	93	12/26/89	A	L	111	114	12/4/00	A	L	98	105	12/26/10	A	W	95	89	3/30/21	A	L	95	104
2/29/80	H	W	104	103	3/30/90	H	W	149	131	2/5/01	H	W	99	80	1/30/11	H	W	110	99	11/18/21	A	W	103	89
12/27/80	A	L	121	125	12/7/90	H	W	135	126	12/28/01	A	L	90	93	1/18/12	H	L	104	108*	3/14/21	H	L	110	114
3/6/81	H	W	131	112	1/5/91	A	W	120	104	2/18/02	H	W	110	83	10/31/12	H	W	84	75	1/28/23	H	W	126	119
12/9/81	H	W	137	109	12/11/91	H	L	88	98	12/16/02	H	W	93	71	3/21/13	A	L	100	101	3/27/23	A	L	111	116
2/27/82	A	L	125	134	12/30/91	A	L	93	109	3/2/03	A	W	100	94	12/7/13	H	L	92	103					
2/1/83	A	W	133	124	2/12/93	A	L	122	126	12/12/03	H	L	77	86	1/1/14	A	W	114	102					
2/16/83	H	W	116	95	3/23/93	H	W	88	80	2/17/04	A	L	85	106	2/3/15	H	W	105	98					
12/7/83	H	W	133	128	12/15/93	H	W	101	93	12/14/04	H	W	110	102	3/25/15	A	W	99	85					

* overtime

**double-overtime



DETROIT PISTONS



GENERAL INFORMATION



Monty Williams

Owner	Tom Gores
Vice Chairman	Arn Tellem
General Manager	Troy Weaver
Associate General Manager	George David
Assistant General Manager	Tony Leotti
Head Coach	Monty Williams
Assistant Coaches	Mark Bryant, Daniel Burke, Jarrett Jack, Brian Randle, Stephen Scalzi, Stephen Silas
Assistant/Player Development Coach/Head Coach, Motor City Cruise	Jamelle McMillan
Assistant/Player Development Coach	Spencer Rivers
Senior Director, Medical	Sebastien Poirier
Director of Athletic Training	Alex Garland
Senior Director, Performance	Trent Salo
Head Strength & Conditioning Coach	Jordan Sabourin
Executive Vice President & Chief Communications Officer	Kevin Grigg
Vice President, Public Relations	Cletus Lewis
Director, Communications	Mike Horan
Manager, Public Relations	Corey Moore
Coordinator, Public Relations	Ben Bagley
Home Court (Capacity)	Little Caesars Arena (20, 062)
First Game in Arena	October 18, 2017
Team Colors	Red, White, Blue

BROADCAST INFORMATION

Cable Television	Bally Sports Detroit - Broadcasters: George Blaha, Greg Kelsner
Radio	97.1 The Ticket - Broadcasters: Mark Champion, Rick Mahorn, George Blaha

2022-23 RESULTS

12/21/22 H W	113-119
1/8/23 A W	123-111
1/10/23 H W	147-116

ALL-TIME SERIES RESULTS

Overall	229-158
Home	126-47
Away	80-95
Neutral	23-16

PLAYOFFS

Overall	9-15
Home	8-4
Away	1-11
Neutral	23-16

ALL-TIME SERIES INFORMATION

76ers Largest Margin of Victory.....	39, 3/25/81
76ers Most Pts. Scored.....	162, 2/8/63
76ers Fewest Pts. Scored.....	64, 1/12/50

Pistons Largest Margin of Victory.....	37, 12/20/97
Pistons Most Pts. Scored.....	146, 1/12/63
Pistons Fewest Pts. Scored.....	60, 1/5/54



GOLDEN STATE WARRIORS



GENERAL INFORMATION



Steve Kerr

Co-Executive Chairman & CEO	Joe Jacob
Co-Executive Chairman	Peter Guber
President & Chief Operating Officer	Brandon Schneider
General Manager	Mike Dunleavy
Executive Vice President, Basketball Operations	Kirk Laboc
Director of Player Personnel/Assistant GM	Larry Harris
Head Coach	Steve Kerr
Assistant Coaches	Ron Adams, Kenny Atkinson, Chris DeMarco, Bruce Fraser, Dejan Milojević, Kris Weems
Player Development Coaches	Hilton Armstrong, Klint Carlson, Jacob Rubin, Anthony Varen
VP, Player Health and Performance	Dr. Rick Celebrini
Director, Medical Services	Drew Yoder
Sr. Vice President, Communications	Raymond Ridder
Sr. Director, Public Relations	Brett Winkler
Director, Basketball Communications	Michael Ravina
Director, Publications & Statistical Information	Darryl Arata
Manager, Public Relations	Cole Lawrence

BROADCAST INFORMATION

Radio KGMZ-FM (95.7 The Game): Tim Royle, Tom Tolbert
 Television NBC Sports Bay Area: Bob Fitzgerald, Kelenna Azubuike

2022-23 RESULTS

12/16/22 H W 118-106
 3/24/23 A L 112-120

ALL-TIME SERIES RESULTS

Overall 170-155
 Home 95-51
 Away 54-82
 Neutral 21-22

PLAYOFFS

Overall 21-13
 Home 13-3
 Away 8-10

ALL-TIME SERIES INFORMATION

76ers Largest Margin of Victory..... 46, 12/14/68
 76ers Most Pts. Scored..... 163, 3/10/63
 76ers Fewest Pts. Scored..... 64, 12/29/49

Warriors Largest Margin of Victory..... 43, 11/9/61
 Warriors Most Pts. Scored..... 151, 11/9/61
 Warriors Fewest Pts. Scored..... 61, 11/1/53

TEAM INFORMATION

Team Address 1 Warriors Way, San Francisco, CA 94158
 Business Phone 415-388-0100
 Ticket Information 888-479-4667
 Website warriors.com

X @warriors
 PR Twitter @WarriorsPR
 Arena (capacity) Chase Center (18,064)
 First Warriors Game in Arena October 24, 2019



HOUSTON ROCKETS



GENERAL INFORMATION



Ime Udoka

Franchise Timeline (Established) San Diego Rockets (1967-68); Houston Rockets (1971-72)
 Address 1510 Polk Street; Houston, TX 77002
 Owner Tilman J. Fertitta
 President of Business Operations Gretchen Sheirr
 General Manager Rafael Stone
 Head Coach Ime Udoka
 Assistant Coaches Ben Sullivan, Royal Ivey, Garrett Jackson, Tiago Splitter, Cam Hoges, Mike Moser
 Head Athletic Trainer/Director of Athlete Care & Science Jason Biles
 Media Relations Tracey Hughes, Sean McCloskey, David Wolf, Tomorrow Huff
 Home Court Toyota Center (18,055)

BROADCAST INFORMATION

Radio SportsTalk 790 (KBME 790 AM, KTRH 740 AM), Matt Thomas
 Spanish Radio TUDN 93.3 AM, Adrian Chavarria
 Cable TV AT&T SportsNet, Craig Ackerman, Ryan Hollins, Cayleigh Griffin

2022-23 RESULTS

12/5/22 A L 123-132 (2OT)
 2/13/23 H W 123-104

ALL-TIME SERIES RESULTS

Overall 76-75
 Home 44-26
 Away 29-46
 Neutral 3-3

PLAYOFFS

Overall 4-2
 Home 2-1
 Away 2-1

ALL-TIME SERIES INFORMATION

76ers Largest Margin of Victory 38, 8/14/20
 76ers Most Pts. Scored 159, 1/25/70
 76ers Fewest Pts. Scored 66, 11/17/03

Rockets Largest Margin of Victory 50, 3/18/07
 Rockets Most Pts. Scored 149, 2/16/93
 Rockets Fewest Pts. Scored 73, 12/8/99



HOUSTON ROCKETS

ALL-TIME MEETINGS

DATE	PHI	OPP	DATE	PHI	OPP	DATE	PHI	OPP	DATE	PHI	OPP	DATE	PHI	OPP
11/7/67	A	W	130	105	2/23/73	N	L	116	138	1/31/80	A	W	110	105
11/8/67	A	W	129	114	3/23/73	H	L	112	132	11/26/80	A	W	101	100
11/23/67	H	W	128	117	10/10/73	H	L	88	104	1/2/81	H	W	107	94
2/7/68	N	W	125	103	10/16/73	A	W	106	101	11/21/81	H	W	135	106
2/16/68	A	W	124	108	11/13/73	A	L	83	97	12/28/82	A	L	101	109
2/18/68	A	L	106	111	12/1/73	H	W	108	106*	12/28/82	A	W	104	93
3/5/68	H	W	134	103	1/2/74	H	L	99	101	2/18/83	H	W	127	98
11/24/68	A	L	128	135*	2/20/74	A	L	98	115	11/25/83	A	W	115	101
12/4/68	H	W	110	99	10/25/74	A	L	86	110	2/8/84	H	W	118	107
12/10/68	N	L	120	132	12/11/74	H	W	103	96	1/11/85	H	W	115	108
12/20/68	A	W	116	109	2/2/75	H	W	90	77	3/3/85	A	L	90	99
1/17/69	H	W	129	124	2/21/75	A	L	85	103	12/18/85	H	W	126	108
2/18/69	A	W	125	113	11/29/75	A	L	98	99	1/4/86	A	L	100	115
11/19/69	H	L	116	125	1/21/76	A	L	116	127	11/23/86	H	W	114	104
1/25/70	H	W	159	131	2/13/76	H	W	134	109	3/1/87	A	W	102	97
2/6/70	A	W	129	124	3/27/76	A	L	95	109	2/22/88	A	L	106	119
2/27/70	H	W	125	111	4/5/76	H	W	130	129*	3/28/88	H	W	108	98
3/9/70	N	W	131	112	10/27/76	A	W	116	94	1/7/89	A	W	96	95
3/15/70	A	L	128	137	12/29/76	A	L	91	93	4/2/89	H	W	108	99
10/16/70	H	W	127	119	1/12/77	H	W	102	97	1/6/90	A	L	119	124*
10/24/70	A	L	111	116	3/18/77	H	W	124	104	4/3/90	H	W	133	112
12/15/70	H	W	122	98	11/22/77	H	W	105	99	12/12/90	H	L	100	108
1/17/71	A	W	106	105	12/3/77	A	L	116	120*	3/9/91	A	L	80	97
3/2/71	H	L	103	111	1/10/78	H	W	95	80	1/8/92	H	W	114	104
10/14/71	A	W	105	94	4/1/78	A	L	112	116	2/20/92	A	L	101	110
11/17/71	H	L	112	98	10/28/78	A	W	101	99	2/10/93	H	L	90	98
11/24/71	H	L	108	109	12/15/78	H	W	91	84	2/16/93	A	L	111	149
2/14/72	H	L	116	130	3/21/79	A	W	114	108	11/15/93	H	L	84	88
3/12/72	A	L	112	121	4/4/79	H	W	121	120	1/8/94	A	L	93	100
11/17/72	H	L	104	108	10/13/79	A	L	94	97	3/14/95	H	L	107	136
11/11/72	N	W	114	112	11/23/79	H	W	113	102	3/19/95	A	L	103	114
12/22/72	A	L	103	116	12/21/79	H	W	117	106	11/22/95	H	L	106	115
2/6/73	N	L	117	123	12/29/79	A	L	100	104	2/29/96	A	L	95	109
12/7/96	A	L	108	123	11/27/96	A	L	108	123	12/7/96	A	L	108	123
11/14/96	A	L	99	120	11/12/97	A	W	114	100	11/12/97	A	W	114	100
11/27/15	A	L	114	116	1/31/98	H	L	86	102	1/31/98	H	L	86	102
3/9/16	H	L	104	118	12/8/99	H	W	83	73	12/8/99	H	W	83	73
11/14/16	A	L	88	115	2/3/00	A	L	106	109	2/3/00	A	L	106	109
1/27/17	H	L	118	123	1/24/01	A	W	85	84*	1/24/01	A	W	85	84*
10/25/17	H	L	104	105	2/7/01	H	L	87	112	2/7/01	H	L	87	112
10/30/17	A	W	115	107	11/8/01	A	L	72	77	11/8/01	A	L	72	77
1/21/19	H	W	121	93	1/15/02	H	W	112	106*	1/15/02	H	W	112	106*
3/8/19	A	L	91	107	12/27/02	A	L	72	97	12/27/02	A	L	72	97
1/3/20	A	L	108	118	4/4/03	H	L	79	88*	4/4/03	H	L	79	88*
8/14/20	A	W	134	96	11/17/03	H	L	66	74	11/17/03	H	L	66	74
2/17/21	H	W	118	113	12/31/03	A	L	72	80	12/31/03	A	L	72	80
5/5/21	A	W	135	115	12/4/04	A	L	76	77	12/4/04	A	L	76	77
1/3/22	H	W	133	113	2/2/05	H	L	95	118	2/2/05	H	L	95	118
1/10/22	A	W	111	91	2/6/06	H	L	81	87	2/6/06	H	L	81	87
12/5/22	A	L	123	132**	3/1/06	A	W	106	101	3/1/06	A	W	106	101
2/13/23	H	W	123	104	1/29/07	A	L	84	105	1/29/07	A	L	84	105
					3/18/07	H	L	74	124	3/18/07	H	L	74	124
					12/10/07	H	W	100	88	12/10/07	H	W	100	88
					1/15/08	A	W	111	107	1/15/08	A	W	111	107
					1/6/09	H	W	104	96	1/6/09	H	W	104	96
					1/28/09	A	W	95	93	1/28/09	A	W	95	93
					12/11/09	H	L	91	96	12/11/09	H	L	91	96
					2/16/10	A	W	102	95	2/16/10	A	W	102	95
					2/16/11	A	W	114	105	2/16/11	A	W	114	105
					3/30/11	H	W	108	97	3/30/11	H	W	108	97
					2/22/12	A	L	87	93	2/22/12	A	L	87	93
					12/19/12	A	L	103	125	12/19/12	A	L	103	125
					1/12/13	H	W	107	100	1/12/13	H	W	107	100
					11/23/13	H	W	123	117*	11/23/13	H	W	123	117*
					3/27/14	A	L	98	120	3/27/14	A	L	98	120

* overtime

**double-overtime



INDIANA PACERS



GENERAL INFORMATION



Rick Carlisle

Chairman, CEO and NBA Governor	Herbert Simon
Vice Chairman and NBA Alternate Governor	Steve Simon
Vice Chairman	Jim Morris
President of Basketball Operations	Kevin Pritchard
President/Chief Operating Officer	Rick Fuson
General Manager	Chad Buchanan
Assistant General Manager	Kelly Krauskopf
Vice President of Basketball Operations	Ted Wu
Head Coach	Rick Carlisle
Assistant Coaches	Lloyd Pierce, Mike Weinar, Jenny Boucek, Jim Boylen
Assistant Coaches, Player Development	Maurice Baker, Jannero Pargo, Isaac Jacob
Video Coordinator	Martin Tombe
Manager of Game Strategy and Analytics	Zach Chu
Ft. Wayne Mad Ants Head Coach	Tom Hankins
Vice President of Basketball Administration	Sonya Clutinger
Vice President of Player Relations	Karen Atkeson
Vice President of Player Personnel	Ryan Carr
Vice President of Pro Scouting	Vance Catlin
Manager of G-League and International Scouting	Hansen Wong
Scouts	Mike Born, Harrison Greenberg, Pat Knight, Carl Nicks Aleksander Pajovic, K.J. Pritchard, Brian Winters
Senior Director of Medical Operations/Head Athletic Trainer	Josh Corbell
Associate Head Athletic Trainer/Physical Therapist	Carl Eaton
Director of Sports Performance/Assistant Athletic Trainer	Phil Anloague
Assistant Sports Performance Coaches	Jason Manikowski, Andy Martin, Erik Huddleston
Physical Therapist/Assistant Athletic Trainer	Patrick Gilbert
Director of Team Operations	Zach Eagle
Equipment Manager	Cole Petraits
Vice President of Basketball Communications & Media Relations	Michael Preston
Senior Director of Basketball Communications	Krissy Myers
Senior Manager of Basketball Communications	Wes Kaminski
Director of Executive Protection	Joe Smith
Director of Basketball Analytics	Spencer Anderson
Team Nutrition Manager	Jolie Watson
Massage Therapist	Victoria Pelton
Manager/Player Relations	Michael Hornback
Player Relations Coordinator	Jasmine Smits
Senior Basketball Data Analyst	Brady Baker
Basketball Operations/Admin Assistant	Susy Fischer
Basketball Operations Coordinators	Aaron Weaver, Nick Wissel
Mad Ants GM	Chris Taylor
Mad Ants Assistant GM	Tim Brown
Sports Performance Psychologist	Dr. Adam Shunk
Arena (Capacity)	Gainbridge Fieldhouse; 17,274

BROADCAST INFORMATION

TV Bally Sports Indiana; Broadcasters: Quinn Buckner, Chris Denari, Jeremiah Johnson, Eddie Gill
 Radio 1070 The Fan/93.5 FM; Broadcasters: Mark Boyle

2022-23 RESULTS

10/24/22 H W	120-106
1/4/23 H W	129-126 OT
3/6/23 A W	147-143
3/18/23 A W	141-121

ALL-TIME SERIES RESULTS

Overall	109-84
Home	59-36
Away	50-48

PLAYOFFS

Overall	7-9
Home	3-5
Away	4-4

ALL-TIME SERIES INFORMATION

76ers Largest Margin of Victory.....	27, 11/13/80
76ers Most Pts. Scored.....	134, 11/7/84
76ers Fewest Pts. Scored.....	69, 2/6/13
Pacers Largest Margin of Victory.....	45, 4/22/94

Pacers Most Pts. Scored.....	136, 4/6/79
Pacers Fewest Pts. Scored.....	75, 11/3/10
76ers Most Pts. Scored.....	147, 3/6/23
Pacers Most Pts. Scored.....	143, 3/6/23



LOS ANGELES CLIPPERS



GENERAL INFORMATION



Tyronn Lue

Owner	Steve Ballmer
President, Basketball Operations	Lawrence Frank
Head Coach	Tyronn Lue
General Manager	Trent Redden
Senior Vice President/Assistant General Manager	Mark Hughes
Associate Head Coach	Daniel Craig
Assistant Coaches	Jeremy Castleberry, Larry Drew, Shaun Fein, Dahntay Jones, Jay Larranaga, Brendan O'Connor, Brian Shaw
Player Development Coach	Wesley Johnson
Player Development/Video Coach	Cookie Belcher, Beau Levesque
Executive Director, Performance, Health & Wellness	Dr. John Meyer
Assistant Coach/Vice President of Player Performance	Todd Wright
Director of Medical Services/Head Athletic Trainer	Jasen Powell
Vice President of Medical	Maggie Bryant
Chief Communications Officer	Chris Wallace
Vice President of Communications	Dennis Rogers
Basketball Communications Manager	Curtis Jackson
Basketball Communications Manager	Cooper Dzierzanowski

BROADCAST INFORMATION

Television	KTLA/SoCal. Brian Sieman
Radio (English)	AM 570 (LA Sports). TBD
Radio (Spanish)	ESPN Deportes (1330 AM)

2022-23 RESULTS

12/23/22 H W	119-114
1/17/23 A W	120-110

ALL-TIME SERIES RESULTS

Overall	77-76
Home	48-20
Away	28-39
Neutral	1-2

PLAYOFFS

Overall	1-2
Home	0-2
Away	1-0

ALL-TIME SERIES INFORMATION

76ers Largest Margin of Victory.....	31, 3/29/78
76ers Most Pts. Scored.....	149, 3/29/78
76ers Fewest Pts. Scored.....	72, 3/20/13

Clippers Largest Margin of Victory.....	45, 2/9/14
Clippers Most Pts. Scored.....	136, 3/1/20
Clippers Fewest Pts. Scored.....	75, 12/31/02



LOS ANGELES CLIPPERS

ALL-TIME MEETINGS

DATE	PHI	OPP	DATE	PHI	OPP	DATE	PHI	OPP	DATE	PHI	OPP
10/20/70	A	W 98 89	2/4/75	A	W 111 105*	12/3/82	A	W 127 110	4/3/98	H	W 93 78
11/13/70	H	W 119 111	3/25/75	A	L 103 118	11/13/83	H	W 124 116*	11/5/99	A	L 81 91
11/25/70	N	W 99 92	3/28/75	H	L 104 115	3/4/84	A	W 127 122	2/23/00	H	W 94 78
12/29/70	A	W 124 113	4/4/75	A	L 97 108	1/26/85	A	W 120 113	2/16/01	H	W 108 93
12/14/71	A	L 110 117	10/31/75	H	L 87 92	3/13/85	H	W 121 103	3/20/01	A	L 77 88
12/27/71	A	W 121 112	11/4/75	A	W 121 114	12/26/85	A	W 117 108	12/26/01	A	W 100 86
1/12/72	H	L 109 111	12/26/75	H	W 96 95	1/8/86	H	W 116 114	1/7/02	H	W 116 92
2/2/72	H	W 119 104	12/27/75	A	L 105 130	11/16/86	A	W 103 90	11/6/02	H	W 101 99*
3/1/72	H	W 108 99	2/8/76	H	W 100 97	1/5/87	H	W 108 102	12/31/02	A	W 83 75
3/14/72	A	L 105 108	3/6/76	A	L 99 105	12/2/87	A	L 85 88	12/16/03	A	L 98 101
10/13/72	H	L 101 104	3/31/76	H	W 107 103	1/8/88	H	W 117 103	1/7/04	H	W 100 80
10/17/72	A	L 114 122	10/23/76	A	L 105 108	11/4/88	H	W 129 110	1/2/05	A	L 83 89
11/24/72	N	L 96 105	12/8/76	H	W 123 102	2/28/89	A	W 123 105	2/6/05	H	W 106 104
11/28/72	A	W 101 94	2/8/77	A	L 89 99	12/30/89	A	W 100 95	11/13/05	H	W 113 108
12/16/72	H	L 103 126	2/16/77	H	W 117 113	3/5/90	H	W 128 105	3/17/06	A	L 89 99
1/2/73	A	L 110 114	11/26/77	A	W 112 107	12/18/90	H	W 110 99	11/18/06	A	L 97 103*
1/28/73	H	L 96 101	1/13/78	H	W 118 93	2/17/91	A	W 114 104	2/9/07	H	L 89 90
1/30/73	A	L 104 105	2/10/78	A	L 110 116	12/28/91	A	L 95 102	2/9/08	H	W 101 80
10/20/73	A	L 110 116	3/29/78	H	W 149 118	1/10/92	H	W 102 90	3/3/08	A	W 106 80
1/20/74	H	W 129 112	11/24/78	H	W 134 120	12/11/92	H	L 110 125	11/21/08	H	W 89 88
1/22/74	A	L 109 119	12/19/78	A	W 124 113	12/27/92	A	W 110 106	12/31/08	A	W 100 92
2/3/74	N	L 98 112	2/9/79	H	W 117 106	12/27/93	A	L 86 96	12/19/09	H	L 107 112*
2/6/74	H	L 98 114	2/23/79	A	L 116 117	1/12/94	H	W 117 98	12/31/09	A	L 88 104
2/13/74	H	L 106 129	11/30/79	H	W 104 101	11/18/94	H	W 97 83	12/15/10	H	W 105 91
3/2/74	H	L 99 103	2/21/80	A	L 99 104	1/5/95	A	L 93 95	3/16/11	A	W 104 94
11/21/74	A	L 95 99	2/6/81	H	W 129 113	3/10/96	H	L 102 104	2/10/12	H	L 77 78
11/26/74	H	L 99 103	2/25/81	A	W 107 95	3/22/96	A	L 93 107	2/11/13	H	L 90 107
12/7/74	H	W 116 112	2/23/82	A	W 115 101	2/20/97	H	W 101 84	3/20/13	A	L 72 101
12/10/74	A	L 91 101	3/3/82	H	W 125 107	2/25/97	A	L 93 98	12/9/13	H	L 83 94
1/6/75	H	W 101 95	11/3/82	H	W 130 111	2/25/98	A	L 108 117	2/9/14	A	L 78 123

* overtime
 ** double-overtime



LOS ANGELES LAKERS



GENERAL INFORMATION



Darvin Ham

Founded	Minneapolis Lakers, 1948-49; Los Angeles Lakers, 1960-61
Arena (capacity)	Crypto.com Arena (18,910) - opened on October 17, 1999
Team Colors	Purple and Gold
All-Time NBA Won-Loss Record	3,503-2,419 (.592)
All-Time Playoff Record	464-313 (.597)
2022-23 Record	43-39 (Finished 7th in Western Conference)
Governor	Jeanie Buss
President, Business Operations	Tim Harris
VP, Basketball Operations & General Manager	Rob Pelinka
Head Coach	Darvin Ham
Assistant Coaches	Christopher Jent, Phil Handy, Jordan Ott, JD DuBois, Schuyler Rimmer, Zach Peterson, DeMarre Carroll
Head Athletic Trainer	Roger Sancho
Head Strength & Conditioning Coach	Ed Streit
Equipment Manager	Brian Cuatt
Director, Media Relations	Mitch Heckart
Associate Director, Media Relations	Ta’Nisha Cooper
Manager, Media Relations	Noah Camarena
Coordinator, Media Relations	Chris McGeen
Assistant, Media Relations	Matt Fleer

BROADCAST INFORMATION

Radio	ESPNLA Radio (710 AM) - John Ireland (Play-by-Play), Mychal Thompson (Analyst) 1330 KWKW (1330 AM) - Samuel Jacobo (Play-by-Play), Jose “Pepe” Mantilla (Analyst)
Television	Spectrum SportsNet - Bill Macdonald (Play-by-Play), Stu Lantz (Analyst), Mike Trudell (Sideline)

2022-23 RESULTS

12/9/22 H W	133-122 (OT)
1/15/23 A W	113-112

ALL-TIME SERIES RESULTS

Overall	143-146
Home	83-48
Away	45-82
Neutral	15-16

PLAYOFFS

Overall	14-20
Home	8-9
Away	6-11

ALL-TIME SERIES INFORMATION

76ers Largest Margin of Victory.....	31, 11/4/51
76ers Most Pts. Scored.....	158, 3/18/68
76ers Fewest Pts. Scored.....	65, 11/5/53

Lakers Largest Margin of Victory.....	40, 2x last 11/19/72
Lakers Most Pts. Scored.....	154, 12/19/71
Lakers Fewest Pts. Scored.....	65, 1/29/53



LOS ANGELES LAKERS

ALL-TIME MEETINGS

DATE	PHI	OPP	DATE	PHI	OPP	DATE	PHI	OPP	DATE	PHI	OPP	DATE	PHI	OPP	
1/11/50	A	L 88	98	12/11/57	A	L 95	110	12/6/64	N	L 104	109	1/10/73	H	L 96	120
3/5/50	H	W 84	75	1/1/58	H	W 120	109	12/19/64	A	W 140	113	2/11/73	A	L 90	108
11/5/50	H	W 90	87	1/9/58	H	W 127	122	12/23/64	A	L 117	135	12/21/73	A	L 107	116
11/15/50	A	L 71	72*	2/1/58	A	W 97	91	10/20/64	H	W 117	115	1/12/74	H	L 101	108
1/4/51	H	L 77	80	2/26/58	H	W 119	90	2/8/65	A	L 98	117	2/22/74	A	L 103	104
2/18/51	H	W 91	80	11/9/58	H	W 101	97	2/10/65	A	W 110	99	3/13/74	H	L 100	121
2/21/51	A	L 76	82	11/20/58	A	L 102	121	2/18/65	H	L 110	117	11/15/74	A	L 99	105
3/14/51	A	L 76	100	11/29/58	H	L 105	108	2/28/65	N	L 118	122	1/8/75	H	L 98	106
11/2/51	H	W 98	67	12/11/58	A	W 101	99	3/2/65	N	L 117	126	1/26/75	A	W 103	97
12/5/51	A	W 83	81*	12/30/58	N	L 113	118	11/9/65	H	W 118	110	2/5/75	H	L 110	113**
1/1/52	A	L 80	82	1/1/59	H	L 105	106	11/21/65	A	W 110	104	10/27/75	H	W 117	104
1/19/52	H	W 110	105**	1/15/59	H	W 111	105	11/24/65	A	L 124	127	12/12/75	A	L 102	114
1/23/52	A	W 99	97*	1/28/59	A	L 109	112	12/6/65	N	W 116	107	1/9/76	H	W 109	106
2/21/52	H	W 88	80	1/29/59	N	W 117	91	12/15/65	A	W 122	108	2/1/76	A	L 82	103
11/9/52	H	W 96	89	10/31/59	H	W 117	108	12/17/65	A	W 127	117	1/5/77	H	W 117	94
12/9/52	A	L 79	82	11/25/59	A	W 100	93	1/7/66	H	L 120	126	1/28/77	A	L 104	117
1/8/53	H	W 75	67	12/5/59	H	W 108	95	1/25/66	N	W 110	106	2/6/77	H	W 102	97
1/29/53	A	W 83	65	12/9/59	N	W 93	89	2/7/66	H	W 132	125	2/25/77	A	L 102	104
2/12/53	A	L 81	91	12/10/59	N	L 86	96	2/17/66	A	W 136	121	1/6/78	H	W 123	110
3/5/53	H	W 94	91	1/1/60	A	W 109	98	12/2/66	H	W 138	130	1/24/78	H	L 102	117
11/5/53	H	L 65	77	1/29/60	A	W 119	112	12/21/66	A	W 129	123	3/3/78	A	L 95	96
12/3/53	N	L 74	87	2/10/60	N	W 110	109	1/23/66	A	W 118	107	3/15/78	H	W 113	93
12/5/53	A	L 80	90	2/14/60	H	W 121	119	1/20/67	H	W 119	108	10/13/78	H	W 110	102
12/20/53	H	W 81	76	10/29/60	H	W 125	118	2/1/67	A	L 133	143	12/17/78	A	W 103	96
1/14/54	H	W 96	71	11/5/60	A	L 110	112	2/5/67	A	L 130	123	3/2/79	A	L 111	126
2/20/54	A	L 68	83	11/6/60	N	L 113	119	10/2/67	H	W 148	131	4/1/79	H	W 112	111
2/21/54	H	W 100	73	12/28/60	H	W 115	113	3/6/67	N	W 119	117	1/25/80	A	L 103	124
3/2/54	A	L 87	91	1/22/61	N	W 112	109	3/15/67	A	W 138	123	2/10/80	H	W 105	104
10/31/54	H	L 94	97	1/24/61	A	L 107	116	10/18/67	H	W 103	87	12/28/80	A	L 116	122
11/14/54	A	L 92	99	1/25/61	A	L 112	117	11/11/67	A	W 115	111	2/8/81	H	W 102	99
12/18/54	A	L 83	86	2/20/61	N	W 126	121	12/5/67	H	L 122	128*	2/26/82	A	L 114	116**
12/19/54	H	W 108	93	3/2/61	N	L 110	114	1/5/68	H	W 125	113	3/7/82	H	W 119	113
1/6/55	H	L 106	117	3/5/61	H	L 114	125	1/17/68	A	L 116	125	12/5/82	A	W 114	104
1/8/55	A	W 100	97	11/28/61	N	W 121	111	2/17/68	A	W 135	134**	1/5/83	H	W 122	120*
1/11/55	N	L 82	93	12/4/61	A	L 120	131	3/18/68	H	W 158	128	2/26/84	H	L 99	101
2/10/55	H	W 85	81	12/5/61	N	L 120	125	10/18/68	H	W 114	96	3/7/84	A	W 113	105
3/10/55	N	L 93	96	12/6/61	A	L 121	123*	11/28/68	H	W 122	107	12/7/84	H	W 122	116
11/17/55	H	W 105	91	12/16/61	N	W 128	123	12/22/68	A	L 99	102	1/25/85	A	L 104	109
12/3/55	H	W 114	103	12/27/61	N	L 111	119	1/3/69	H	W 130	101	1/31/86	A	L 100	134
12/4/55	A	W 102	96	12/28/61	H	L 114	121	2/7/69	A	W 109	106	2/23/86	H	L 111	117*
12/15/55	H	L 133	135**	3/4/62	H	L 115	124	2/23/69	A	W 125	121	12/28/86	A	L 85	111
1/1/56	A	W 85	80	10/20/62	H	W 108	102	10/17/69	H	W 131	126	2/22/87	H	L 110	112*
1/8/56	A	L 91	99	11/15/62	N	W 120	98	11/16/69	A	L 125	138	12/29/87	A	L 115	131
1/10/56	N	L 79	90	12/9/62	N	W 117	114	12/9/69	H	W 123	99	3/7/88	H	L 104	110
1/19/56	H	W 122	100	12/12/62	A	L 120	126	12/21/69	A	L 117	133	12/28/88	H	L 104	109
2/27/56	N	L 94	98	12/17/62	A	L 114	121	2/1/70	H	L 112	113	12/28/88	A	L 123	128
11/15/56	H	L 96	103	12/29/62	H	L 123	132	3/13/70	A	L 117	128	2/23/90	A	L 116	122
11/22/56	A	L 78	111	1/25/63	N	L 114	122	10/21/70	H	L 117	141	3/14/90	H	W 116	110
12/23/56	H	W 107	97	2/27/63	H	W 122	111	10/23/70	A	W 127	122	12/30/90	A	L 107	115
1/9/57	A	L 86	93	11/15/63	H	W 99	97	1/8/71	H	L 117	123	2/25/91	H	W 92	90
1/10/57	H	L 110	118	12/18/63	A	L 96	116	1/19/71	A	L 114	134	11/30/91	H	L 91	93
1/27/57	H	W 94	93	12/21/63	A	L 113	126	2/19/71	A	W 118	104	3/29/92	A	L 88	117
1/28/57	A	W 112	96	12/28/63	H	W 114	100	11/10/71	H	L 103	143	3/5/93	A	L 97	101*
2/23/57	A	W 103	101	1/18/64	N	L 111	115	12/3/71	H	L 116	131	3/12/93	H	L 95	101
2/26/57	A	W 120	108	1/29/64	N	W 102	97	12/19/71	A	L 132	154	12/17/93	H	W 105	94
11/1/57	H	W 113	100	2/8/64	H	W 109	101	1/14/72	H	L 121	135	2/20/94	A	L 95	107
11/17/57	A	W 110	98	3/15/64	A	L 95	120	3/7/72	A	L 97	114	1/21/95	H	W 117	113*
12/7/57	A	L 113	121	3/17/64	A	L 97	121	11/19/72	A	L 95	135	2/22/95	A	L 100	112
12/10/57	N	W 114	104	12/1/64	H	L 117	118	12/13/72	H	L 90	128	1/2/96	A	W 90	89

* overtime
** double-overtime



MEMPHIS GRIZZLIES



GENERAL INFORMATION



Taylor Jenkins

Home Court	FedExForum (17,794 - opened September 6, 2004)
Team Colors	Beale Street Blue, Midnight Navy, Grizzlies Gold, Steel Gray
Chairman and Controlling Owner	Robert Pera
President	Jason Wexler
President of Basketball Operations & General Manager	Zachary Z. Kleiman
Vice President of Basketball Affairs	Tayshaun Prince
Vice President of Basketball Strategy	Rich Cho
Vice President of Player Personnel	Chris Makris
Vice President of Team Operations & Strategic Initiatives	Chantal Hassard
Director of Player Personnel	Chris Makris
Senior Advisor	Glen Grunwald
Head Coach	Taylor Jenkins
Assistant Coaches	Anthony Carter, Blake Ahearn, Brad Jones, James "Scoonie" Penn, Patrick St. Andrews, Sonia Raman, Vitaly Potapenko
Director of Mental Performance and Wellness	Dr. Chelsi Day
Head of Sports Medicine	Eric Oetter
Director of Performance	Christopher Chase
Head of Reconditioning	Michael Roncarati
Director of Rehabilitation	Jarred Boyd
Head Athletic Trainer	Pete Elliott
Vice President of Communications & Basketball Information Strategy	Laura Ehret
Director of Communications & Publications	Ross Wooden
Director of Communications	Shantonie Derrick
Coordinator of Communications & Publications	Kaki Gieber
Coordinator of Communications & Publications	Brandon Abraham

BROADCAST INFORMATION

Radio (ESPN 92.9 FM/680AM)	Eric Hasseltine (play-by-play), Elliot Perry (analyst), Michael Wallace (analyst), Jessica Benson (pre/postgame/halftime), Jon Roser (home postgame), Gary Darby (road postgame)
Television (Bally Sports Southeast)	Pete Pranica (play-by-play), Brevin Knight (analyst), Rob Fischer (sideline reporter), Chris Vernon (pre/postgame analyst)

2022-23 RESULTS

12/2/22 A L	109-117
2/23/23 H W	110-105

ALL-TIME SERIES RESULTS

Overall	26-27
Home	15-11
Away	11-16

PLAYOFFS

ALL-TIME SERIES INFORMATION

76ers Largest Margin of Victory	19, 4/10/10
76ers Most Pts. Scored	120, 4/10/10
76ers Fewest Pts. Scored	76, 2/21/12
Grizzlies Largest Margin of Victory	26, 3/15/14

Grizzlies Most Pts. Scored	120, 12/13/14
Grizzlies Fewest Pts. Scored	79, 12/9/00
Grizzlies Largest Margin of Victory	35, 12/13/21



MEMPHIS GRIZZLIES

ALL-TIME MEETINGS

DATE	PHI	OPP	DATE	PHI	OPP	DATE	PHI	OPP	DATE	PHI	OPP
1/5/96	A	L 102 103*	11/20/02	A	W 95 88	3/7/09	A	W 110 105	12/22/15	H	L 90 104
1/29/96	H	W 103 92	2/26/03	H	W 111 107	11/20/09	H	L 97 102	11/23/16	H	L 99 104**
11/30/96	H	W 96 90	1/17/04	H	L 87 91	4/10/10	A	W 120 101	12/6/16	A	L 91 96
2/28/97	A	W 104 100	3/16/04	A	L 79 82	1/28/11	H	L 94 99	1/22/18	A	L 101 105
1/1/98	A	W 115 104	12/3/04	A	L 86 94	2/15/11	A	L 91 102	3/21/18	H	W 119 105
1/13/98	H	W 107 89	2/9/05	H	L 95 98	2/21/12	A	L 76 89	11/10/18	A	L 106 112*
3/24/99	A	W 95 90*	1/20/06	H	W 89 86*	12/26/12	A	W 99 89	12/2/18	H	W 103 95
12/27/99	A	W 100 93	3/12/06	A	W 94 91	1/28/13	H	L 100 103	2/7/20	H	W 119 107
3/8/00	H	W 107 90	1/17/07	A	L 102 118	3/15/14	H	L 77 103	1/16/21	A	L 104 106
12/9/00	A	W 83 79	3/2/07	H	W 117 112*	4/11/14	A	L 95 117	4/4/21	H	L 106 116
2/21/01	H	W 107 91	12/22/07	A	W 99 97	12/13/14	H	L 115 120*	12/13/21	A	L 91 126
12/2/01	H	L 87 93	2/13/08	H	W 102 88	1/24/15	A	L 83 101	1/31/22	H	W 122 119
12/8/01	A	L 83 92	2/11/09	H	W 91 87	11/29/15	A	L 84 92*			

*overtime
**double-overtime



MIAMI HEAT



GENERAL INFORMATION



Erik Spoelstra

Managing General Partner	Micky Arison
Chief Executive Officer	Nick Arison
President	Pat Riley
Senior Vice President, Basketball Operations/General Manager	Andy Elisburg
Vice President, Player Programs	Alonso Mourning
Vice President, Basketball Operations/Assistant General Manager	Adam Simon
Head Coach	Erik Spoelstra
Assistant Coaches	Chris Quinn, Malik Allen, Caron Butler
Assistant Coach/Player Development	Octavio de la Grana
Assistant Coach/Director of Player Development	Anthony Carter
Assistant Coach/Player Development	Eric Glass
Video Coordinator	Dan Bisaccio
Head Athletic Trainer/VP, Sport Performance	Jay Sabol
Assistant Athletic Trainer/Director of Rehabilitation	Brandon Gilliam
Assistant Athletic Trainers	Wes Brown, Armando Rivas, Jeff Bangs
Neuromuscular Therapist	Vinny Aquilino
Head Strength & Conditioning Coach	Eric Foran
Director of Sports Nutrition	Betsy Berthin
Vice President, Sports Media Relations	Tim Donovan
Senior Director of Sports Media Relations	Rob Wilson
Director of Sports Media Relations	Michael Lissack
Sports Media Relations Senior Manager	Nick Maiorana
Sports Media Relations/Basketball Operations Assistant	Maddox Burnett
Home Court (Capacity)	FTX Arena (19,600)
First Game in Arena	January 2, 2000
Team Colors	Red, Yellow, Black, White

BROADCAST INFORMATION

Cable Television..... Bally Sports Sun. Broadcasters: Eric Reid, John Crotty, Will Manso, Jason Jackson, Ron Rothstein
 Radio.....AM 560 Sports WQAM (AM560/FM 99.2 HD2). Broadcasters: Jason Jackson

2022-23 RESULTS

12/15/21 H L	96-101
1/15/22 A W	109-98
3/5/22 A L	82-99
3/21/22 H W	13-106

ALL-TIME SERIES RESULTS

Overall	64-67
Home	41-24
Away	23-43

PLAYOFFS

Overall	7-9
Home	5-3
Away	2-6

ALL-TIME SERIES INFORMATION

76ers Largest Margin of Victory	31, 2/22/89
76ers Most Pts. Scored	139, 2/22/89
76ers Fewest Pts. Scored	57, 2/21/96

Heat Largest Margin of Victory	37, 3/5/94
Heat Most Pts. Scored	137, 2/3/20
Heat Fewest Pts. Scored	66, 2/21/96



MIAMI HEAT

ALL-TIME MEETINGS

DATE	PHI	OPP	DATE	PHI	OPP	DATE	PHI	OPP	DATE	PHI	OPP	DATE	PHI	OPP
2/22/89	A	W	139	108	11/16/94	H	W	109	96	2/28/01	H	W	79	69
3/31/89	H	W	114	93	12/7/94	A	W	111	102	4/10/01	A	L	81	83
11/8/89	H	W	115	91	12/13/94	H	W	105	90	11/13/01	A	W	82	76
11/22/89	A	W	113	103	4/4/95	A	L	92	95	2/27/02	H	W	82	72
12/6/89	H	W	121	98	4/21/95	H	W	113	106	3/19/02	A	W	91	79
1/19/90	A	W	102	95	2/1/96	A	L	104	124	3/20/02	H	L	77	82
3/21/90	H	W	118	97	2/21/96	H	L	57	66	11/27/02	H	W	83	74
12/14/90	H	W	95	92	2/25/96	A	L	101	108	1/25/03	A	W	97	91
12/21/90	A	W	126	102	4/17/96	H	W	90	86	1/31/03	H	W	104	99
2/22/91	A	W	126	102	11/16/96	A	W	91	89	3/18/03	A	W	103	83
3/15/91	H	W	105	103*	12/11/96	H	L	79	84	10/28/03	H	W	89	74
4/19/91	A	L	100	114	2/15/97	A	L	99	125	12/5/03	A	W	93	90
11/20/91	H	W	114	107	2/18/97	H	L	83	111	12/17/03	H	W	87	76
11/29/91	A	L	92	95	12/3/97	A	L	90	94	3/20/04	A	L	69	101
12/20/91	H	W	127	99	12/19/97	H	L	84	91	11/21/04	A	L	83	93
2/11/92	A	W	114	102	1/21/98	A	L	87	92	1/24/05	H	W	106	98
4/1/92	H	W	108	91	2/4/98	H	L	84	98	3/7/05	A	L	100	108
11/20/92	H	W	129128***		3/5/99	H	L	78	89	4/14/05	H	W	126	119*
1/20/93	A	W	115	112*	3/8/99	A	L	89	91	11/18/05	A	L	96	106
4/10/93	A	L	114	119	4/1/99	A	W	88	84	12/16/05	H	L	105	112
4/21/93	H	W	107	97	11/17/99	H	L	93	98	4/14/06	A	L	85	104
12/18/93	A	L	90	113	12/1/99	A	L	83	90	11/5/06	H	W	107	98
12/22/93	H	L	90	98	3/16/00	A	L	77	92	11/27/06	A	L	91	103
2/5/94	A	W	96	94	4/10/00	H	W	96	80	1/19/07	H	W	98	95*
2/25/94	H	L	84	115	11/4/00	A	W	84	82	3/24/07	A	W	93	85
3/5/94	A	L	83	120	11/17/00	H	W	94	73	12/26/07	H	W	96	85
2/7/08	H	W	101	84	2/23/08	A	W	101	96	11/5/08	A	L	83	106
2/23/08	A	W	101	96	4/15/15	H	L	101	105	2/7/09	H	W	94	84
11/21/15	A	L	91	96	3/4/16	H	L	102	112	2/21/09	A	L	91	97
3/4/16	H	L	102	112	3/6/16	A	L	98	103	3/15/09	H	W	85	77
3/6/16	A	L	98	103	11/21/16	H	W	101	94	2/16/10	H	L	78	105
11/21/16	H	W	101	94	2/4/17	A	L	102	125	3/14/10	A	L	91	104
2/4/17	A	L	102	125	2/11/17	H	W	117	107	4/7/10	A	L	95	99
2/11/17	H	W	117	107	3/1/17	A	L	98	125	4/12/10	H	L	105	107
3/1/17	A	L	98	125	2/2/18	H	W	103	97	10/27/10	H	L	87	97
2/2/18	H	W	103	97	2/14/18	A	L	104	102	11/26/10	A	L	90	99
2/14/18	A	L	104	102	2/27/18	A	L	99	108	3/25/11	A	L	99	111
2/27/18	A	L	99	108	3/8/18	A	L	99	108	1/21/12	A	L	92	113
3/8/18	A	L	99	108	11/12/18	A	W	124	114	2/3/12	H	L	79	99
11/12/18	A	W	124	114	2/21/19	H	W	106	102	3/16/12	H	L	78	84
2/21/19	H	W	106	102	4/9/19	A	L	99	122	4/3/12	A	L	93	99
4/9/19	A	L	99	122	11/23/19	H	W	113	86	2/23/13	H	L	90	114
11/23/19	H	W	113	86	12/18/19	H	L	104	108	3/8/13	A	L	93	102
12/18/19	H	L	104	108	12/28/19	A	L	116	117*	3/13/13	H	L	94	98
12/28/19	A	L	116	117*	2/3/20	A	L	106	137	4/6/13	A	L	87	106
2/3/20	A	L	106	137	1/12/21	H	W	137	134*	10/30/13	H	W	114	110
1/12/21	H	W	137	134*	1/14/21	H	W	125	108	1/17/14	H	L	86	101
1/14/21	H	W	125	108	5/13/21	A	L	94	106	4/16/14	A	W	100	87
5/13/21	A	L	94	106					11/1/14	H	L	96	114	
									12/23/14	A	W	91	87	

* overtime

**double-overtime



MILWAUKEE BUCKS



GENERAL INFORMATION



Adrian Griffin

Franchise Timeline (Established)	Milwaukee Bucks (1968-69)
Address	1111 N. Vel R. Phillips Ave., Milwaukee, WI 53203
Owners	Marc Lasry, Wes Edens, Jamie Dinan
General Manager	Jon Horst
Assistant General Manager	Milt Newton
Head Coach	Adrian Griffin
Assistant Coaches	Charles Lee, Ben Sullivan, Patrick St. Andrews, Chad Forcier, Vin Baker, Josh Oppenheimer, Mike Dunlap
Head Video Coordinator	Blaine Mueller
Player Development Assistant	Schuyler Rimmer
Assistant Video Coordinator	Jordan Sears
Director of Performance	Dr. Troy Flanagan
Head Athletic Trainer	Scott Faust
Assistant Athletic Trainer	Michelle Ruan
Head of Strength and Conditioning	Suki Hobson
Senior Strength Coach	Michael Davie
Senior Physical Therapist	Andrew Small
Physical Therapist	Brett Bousquet
Equipment Manager	Trevor Poulson
Chief Communications Officer	Barry Baum
Vice President of Communications	Dan Smyczek
Sr. Communications Coordinator	Eric Kohlbeck
Home Court	Fiserv Forum (17,341)

BROADCAST INFORMATION

Television..... Bally Sports Wisconsin: Lisa Byington, Marques Johnson, Steve Novak, Zora Stephenson
 Radio..... WTMJ (620 AM/103.3 FM): Dave Koehn

2022-23 RESULTS

11/9/21 H L.....109-118
 2/17/22 A W..... 23-120
 3/29/22 H L..... 116-118

ALL-TIME SERIES RESULTS

Overall 103-116
 Home 55-61
 Away 46-53
 Neutral 2-2

PLAYOFFS

Overall 29-20
 Home 17-7
 Away 12-13

ALL-TIME SERIES INFORMATION

76ers Largest Margin of Victory..... 44, 11/16/68
 76ers Most Pts. Scored.....143, 3/3/69
 76ers Fewest Pts. Scored..... 74, 3/12/11

Bucks Largest Margin of Victory 33, 4/15/87
 Bucks Most Pts. Scored 142, 1/29/71
 Bucks Fewest Pts. Scored 69, 1/30/08



MILWAUKEE BUCKS

ALL-TIME MEETINGS

DATE	PHI	OPP	DATE	PHI	OPP	DATE	PHI	OPP	DATE	PHI	OPP	DATE	PHI	OPP
11/16/68	H	W	11/3/78	H	W	1/12/88	A	L	2/16/99	H	L	3/12/11	A	L
12/6/68	A	W	11/25/78	A	L	2/11/88	H	W	2/28/99	A	W	4/2/11	A	L
12/8/68	N	W	2/18/79	H	W	2/21/88	H	W	4/6/99	H	W	1/16/12	H	W
12/31/68	N	W	3/9/79	A	L	3/30/88	H	W	11/27/99	A	W	3/5/12	A	L
2/28/69	N	W	11/6/79	A	W	4/11/88	A	W	1/3/00	H	W	4/25/12	A	W
3/3/69	A	W	12/12/79	H	W	4/19/88	H	W	2/25/00	A	W	11/12/12	H	L
10/31/69	H	L	10/10/80	H	L	11/9/88	A	L	2/13/01	A	W	12/2/13	A	L
11/29/69	A	W	11/9/80	A	W	12/13/88	H	L	2/26/01	H	L	2/13/13	A	L
11/29/69	H	L	1/15/81	A	L	4/8/89	H	L	3/17/01	A	L	3/27/13	H	W
1/26/70	A	W	3/8/81	H	L	4/18/89	H	W	12/24/02	H	W	11/22/13	H	W
2/10/70	H	L	3/13/81	A	L	11/4/89	H	L	12/14/01	H	L	12/21/13	A	L
3/3/70	A	L	11/18/81	H	W	11/1/89	A	W	2/2/02	A	W	2/24/14	H	L
3/20/70	H	L	12/13/81	A	L	2/2/90	H	W	4/7/02	H	W	10/31/14	H	L
12/4/70	A	L	1/13/82	H	L	2/4/90	A	W	4/9/02	A	W	1/7/15	H	L
12/30/70	H	W	3/16/82	A	L	11/8/90	A	L	10/30/02	H	W	2/25/15	A	L
1/23/71	H	L	4/30/82	A	L	12/4/90	H	W	11/9/02	A	L	4/13/15	H	L
2/17/71	N	L	4/18/82	H	W	1/11/91	A	W	1/17/03	H	L	11/4/15	A	L
3/1/71	A	L	11/19/82	H	W	4/2/91	H	L	1/28/03	A	W	12/23/15	A	L
10/23/71	H	L	1/12/83	H	W	11/11/91	H	W	11/25/03	A	L	4/10/16	H	L
11/4/71	N	L	1/23/83	A	L	12/21/91	A	L	1/5/04	H	L	1/16/17	A	W
1/28/72	H	L	3/19/83	A	W	3/14/92	A	L	3/8/04	H	W	1/25/17	A	W
2/18/72	A	W	3/23/83	H	W	4/12/92	H	L	12/12/04	H	W	3/6/17	H	L
3/3/72	H	L	4/5/83	A	W	11/27/92	H	L	12/18/04	A	W	4/8/17	H	L
10/28/72	H	L	11/4/83	H	L	1/23/93	A	W	3/1/05	A	W	1/20/18	H	W
11/5/72	A	L	12/11/83	A	W	2/26/93	H	W	4/18/05	H	W	1/29/18	A	L
1/16/73	A	L	12/14/83	H	W	3/20/93	A	L	11/1/05	H	L	3/4/18	A	L
2/14/73	H	W	1/5/84	A	W	12/11/93	A	W	11/23/05	A	L	4/1/18	H	W
10/26/73	H	L	3/14/84	H	W	1/29/94	H	W	12/7/05	H	L	1/20/18	H	W
11/25/73	A	L	4/5/84	A	L	12/9/94	H	W	2/24/06	A	W	1/29/18	A	L
11/27/73	H	L	12/5/84	H	W	4/6/94	H	W	11/22/06	A	L	3/04/18	A	L
12/27/73	A	L	12/14/84	A	W	11/4/94	A	L	1/12/07	H	W	4/11/18	H	W
12/1/74	A	L	12/21/84	H	L	1/25/95	H	L	2/24/07	A	L	10/24/18	A	L
12/13/74	H	W	1/5/85	A	L	1/25/95	H	L	11/27/07	A	W	3/17/19	A	W
12/13/74	H	W	2/26/85	A	L	4/4/95	A	W	1/8/08	H	L	4/4/19	H	L
1/12/75	A	L	10/23/85	A	L	12/22/95	H	L	1/30/08	H	W	10/24/18	A	L
1/31/75	H	L	11/10/85	H	W	2/13/96	A	W	3/9/08	A	W	3/17/19	A	W
11/11/75	A	L	11/10/85	H	W	1/17/96	H	L	3/9/08	A	W	4/1/19	H	W
11/12/75	H	L	2/17/86	H	L	1/20/97	H	L	12/17/08	H	W	12/25/19	H	L
1/7/76	H	W	3/7/86	A	L	2/1/97	H	L	1/7/09	A	W	2/6/20	A	L
1/20/76	A	W	3/28/86	H	L	4/11/97	A	W	4/2/09	H	W	10/11/21	A	L
12/12/76	A	W	11/5/86	H	W	10/31/97	H	L	10/30/09	H	W	2/22/20	A	L
1/8/77	A	L	12/3/86	H	W	11/6/97	A	L	1/27/10	A	L	3/17/21	H	L
2/9/77	H	W	12/16/86	A	L	11/6/97	A	L	3/24/10	A	W	4/22/21	A	L
11/19/77	H	W	3/21/87	A	W	3/4/98	H	W	4/9/10	H	L	4/24/21	A	L
12/13/77	A	L	4/15/87	A	L	3/14/98	A	W	11/19/10	H	W			
3/24/78	H	W						1/4/11	H	W				

* overtime



MINNESOTA TIMBERWOLVES



GENERAL INFORMATION



Chris Finch

Owner	Glen Taylor
Chief Executive Officer	Ethan Casson
President of Basketball Operations	Tim Connelly
Executive Vice President of Basketball Operations	Sachin Gupta
Senior Vice President of Basketball Operations	Matt Lloyd
Vice President of Basketball Operations	Dell Demps
Assistant General Managers	Steve Senior, Emmanuel Rohan
Director of Player Personnel/Iowa Wolves GM	Jonathan Wallace
Director of Scouting	Joe Connelly
Director of Basketball Intelligence/Iowa Wolves Assistant GM	Josh Gershon
Head Coach	Chris Finch
Assistant Coaches	Micah Nori, Pablo Prigioni, Elston Turner, Kevin Hanson, Corliss Williamson
Assistant Coach/Director of Player Development	Joe Boylan
Assistant Coach/Quality Control Coach	Jeff Newton
Player Development Coaches	Chris Hines, Max LeFevre
Player Development Assistants	James White, Moses Ehambe
Coaching Analyst	Somak Sarkar
Video Coordinator	Addison Walters
Assistant Video Coordinator	Johnathan Mesmacque
Player Development Associate	Alex Stephenson
Manager of Basketball Analytics	Aaron Blackshear
Senior Analyst	Cole Fisher
Data Scientist	Daniel Martens
Quantitative Analyst	Madeline Schemel
Strategy Analyst	Dapo Adegbile
Senior Player Personal Scout	Zarko Durisic
Scout	Ed Tapscott III
Manager of Scouting	Andrew Novak
Director of Basketball Logistics	Steve Blevins
Manager of Basketball Operations	Sharod Wright
Manager of Basketball Administration	Christin Hinton
Manager of Player Services	Cydney Billups
Basketball Operations Assistant	Alonzo Gee
Video Associate	Kareem Maddox
Security Director	Tony Adams
Security	Pierre Felix
Security Advisor	Bob Goedderz
Equipment Manager	Byron Endres
Assistant Equipment Manager	Jordan Bowden
Vice President, Team Medical Services	Dr. Sheldon Burns, M.D.
Vice President, Sports Science and Performance	Javair Gillett
Vice President, Player Health/Head Athletic Trainer	Gregg Farnam
Assistant Athletic Trainers	Erin Sierer, Jesse Geffon
Athletic Performance Coach	Scott Thom
Athletic Training Assistant	Charles Hooks
Nutritionist	Jenna Stangland
Custodian	Rob Burnett
Communications Director	Sara Perez
Sr. Communications and Broadcast Manager	Aaron Freeman
Communications Coordinator	Derek Ahnsbrak

BROADCAST INFORMATION

TelevisionBally Sports North (Cable); Broadcasters: Michael Grady, Jim Petersen, Katie Storm
 RadioWCCO-AM 830; Broadcaster: Alan Horton

2022-23 RESULTS

11/19/22 H L 109-112
 3/7/23 A W117-94

ALL-TIME SERIES RESULTS

Overall33-31
 Home 19-13
 Away14-18

PLAYOFFS

ALL-TIME SERIES INFORMATION

76ers Largest Margin of Victory.....38, 11/25/94
 76ers Most Pts. Scored.....133, last 2/25/22
 76ers Fewest Pts. Scored.....74, 10/30/01

Timberwolves Largest Margin of Victory.....35, 12/8/04
 Timberwolves Most Pts. Scored.....126, 1/6/14
 Timberwolves Fewest Pts. Scored.....71, 11/25/94





MINNESOTA TIMBERWOLVES

ALL-TIME MEETINGS

DATE	PHI	OPP	DATE	PHI	OPP	DATE	PHI	OPP	DATE	PHI	OPP	DATE	PHI	OPP
11/10/89	A	L	118	125*	3/11/97	A	L	100	104	12/8/04	H	L	84	119
4/12/90	H	W	110	77	3/14/97	H	W	109	95	1/7/05	A	L	84	89
2/3/91	A	L	102	110**	12/17/97	H	L	90	94	12/12/05	H	W	90	89*
4/14/91	H	L	88	96	4/10/98	A	L	102	107	1/22/06	A	W	86	84
12/13/91	A	W	104	95	1/9/00	H	L	112	123	12/3/06	H	L	84	95
1/24/92	H	W	119	86	3/28/00	A	W	102	100	1/5/07	A	L	102	104*
3/8/93	A	W	92	83	11/9/00	A	W	84	82	12/12/07	H	W	98	94
4/18/93	H	W	106	79	12/11/00	H	L	91	96*	2/19/08	A	L	88	104
3/15/94	A	L	87	96	10/30/01	A	L	74	83	11/19/08	A	L	96	102
3/18/94	H	L	98	100	1/30/02	H	W	96	91	3/25/09	H	W	96	88
11/25/94	A	W	109	71	12/18/02	H	W	99	94	1/18/10	A	L	103	108*
2/15/95	H	L	97	101	2/2/03	A	L	91	99	2/9/10	H	W	119	97
12/17/95	A	W	101	99	2/1/04	A	L	101	106	2/12/11	A	W	107	87
3/6/96	H	L	90	103	2/29/04	H	W	81	74	3/4/11	H	W	111	100
										2/19/12	A	L	91	92
										12/4/12	H	L	88	105
										2/20/13	A	L	87	94
										12/11/13	A	L	99	106
										1/6/14	H	L	95	126
										12/3/14	A	W	85	77
										1/30/15	H	W	103	94
										11/23/15	A	L	95	100
										1/4/16	H	W	109	99
										11/17/16	A	L	86	110
										1/3/17	H	W	93	91
										12/12/17	A	W	118	112
										3/24/18	H	W	120	108
										1/15/19	H	W	149	107
										3/30/19	A	W	118	109
										10/30/19	H	W	117	95
										1/29/21	A	W	118	94
										4/3/21	H	W	122	113
										11/27/21	H	L	121	120**
										2/25/22	A	W	133	102
										11/19/22	H	L	109	112
										3/7/23	A	W	117	94

* overtime

** double-overtime



NEW ORLEANS PELICANS



GENERAL INFORMATION



Willie Green

Governor	Gayle Benson
President	Dennis Lauscha
Executive Vice President of Basketball Operations	David Griffin
General Manager	Trajan Langdon
Vice President of Basketball Operations/Team Development	Swin Cash
Head Coach	Willie Green
Associate Head Coach	James Borrego
Assistant Coaches	Jarron Collins, Casey Hill, Aaron Miles, Ryan Frazier, Fred Vinson
Coaching Advisor	Mike D'Antoni
Player Development Coaches	Corey Brewer, Darnell Lazare
Head Athletic Trainer	Tom Maystadt
Director of Performance & Sports Science	Daniel Bove
Director of Rehabilitation	Amy Atmore
Sr. VP of Communications & Broadcasting	Greg Bensel
Executive Director of Basketball Communications	Matt Ryan
Senior Manager, Basketball Communications & Broadcast	Chris Trahan
Basketball Communications Coordinator	Henry Valier
Basketball Communications Associate	Janelle Davis
Corporate Communications Manager	Sam Shannon
Home Court	Smoothie King Center (16,867; 2002)
Team Colors	Blue, Gold, Red

BROADCAST INFORMATION

Radio WRNO (99.5 FM) - Todd Graffagnini, John DeShazier, Joe Cardosi, Erin Summers
 Television Bally Sports New Orleans - Joel Meyers, Antonio Daniels, Jen Hale

2022-23 RESULTS

12/30/22 A L 116-127
 1/2/23 H W 120-111

ALL-TIME SERIES RESULTS

Overall 23-20
 Home 15-7
 Away 8-13

PLAYOFFS

Overall 4-2
 Home 2-1
 Away 2-1

ALL-TIME SERIES INFORMATION

76ers Largest Margin of Victory 21, 11/25/02
 76ers Most Pts. Scored 116, 12/13/19
 76ers Fewest Pts. Scored 72, 11/11/07
 Pelicans Largest Margin of Victory 37, 11/16/13

Pelicans Most Pts. Scored 135, 11/16/13
 Pelicans Fewest Pts. Scored 62, 11/7/12
 76ers Most Pts. Scored 120, 1/2/23



NEW ORLEANS PELICANS

ALL-TIME MEETINGS

DATE	PHI	OPP	DATE	PHI	OPP	DATE	PHI	OPP	DATE	PHI	OPP													
11/19/02	A	L	98	99	12/2/05	A	L	86	88	1/3/11	A	L	77	84	12/8/16	A	W	99	88	10/24/21	A	W	115	103
11/25/02	H	W	108	87	1/23/07	H	W	102	96	1/4/12	A	W	101	93	12/20/16	H	L	93	108	2/11/22	H	W	100	97
4/13/03	H	L	89	94	1/31/07	A	W	89	78	11/7/12	A	W	77	62	12/10/17	A	L	124	131	12/30/22	A	L	116	127
11/5/03	H	L	99	106	11/11/07	H	L	72	93	1/15/13	H	L	99	111	2/09/18	H	W	100	82	1/2/23	H	W	120	111
1/21/03	A	W	92	86	11/14/07	A	L	76	95	11/16/13	A	L	98	135	11/21/18	H	W	121	120					
1/30/04	H	W	85	82	1/26/09	A	L	86	101	11/29/13	H	L	105	121	2/25/19	A	W	111	110					
3/17/04	A	L	80	104	3/2/09	H	L	91	98	1/16/15	H	W	96	81	12/13/19	H	W	116	109					
1/17/05	H	W	95	91	1/11/10	H	W	96	92	1/26/15	A	L	74	99	4/9/21	A	L	94	101					
1/28/05	A	L	95	99	2/5/10	A	W	101	94	2/19/16	A	L	114	121	5/7/21	H	W	109	107					
11/21/05	H	W	103	91	12/12/10	H	W	88	70	4/5/16	H	W	107	93										

* overtime
 **double-overtime



NEW YORK KNICKS



GENERAL INFORMATION



Tom Thibodeau

Franchise Timeline (Established).....New York Knicks (1946-47)
 Address Two Pennsylvania Plaza; New York, NY 10121
 Executive Chairman.....James L. Dolan
 President.....Leon Rose
 General Manager.....Scott Perry
 Head Coach.....Tom Thibodeau
 Associate Head Coach.....Johnnie Bryant
 Assistant CoachesAndy Greer, Darren Erman, Larry Greer, Rick Brunson, Dice Yoshimoto
 Othella Harrington, Daniel Brady
 Head Athletic Trainer.....Roger Hinds
 Senior Director, Communications.....Derek Lapinski
 Home Court.....Madison Square Garden (19,812)

BROADCAST INFORMATION

Television.....MSG Network: Mike Breen, Walt Frazier
 Radio.....ESPN Radio (98.7 FM): Ed Cohen

2022-23 RESULTS

11/4/22 H L.....104-106
 12/25/22 A W.....119-112
 2/5/23 A L.....97-108
 2/10/23 H W.....119-108

ALL-TIME SERIES RESULTS

Overall.....264-205
 Home.....149-69
 Away.....99-125
 Neutral.....16-11

PLAYOFFS

Overall.....21-12
 Home.....14-2
 Away.....7-10

ALL-TIME SERIES INFORMATION

76ers Largest Margin of Victory.....62, 12/25/60
 76ers Most Pts. Scored.....162, 12/25/60
 76ers Fewest Pts. Scored.....60, 3/13/54

Knicks Largest Margin of Victory.....48, 2x last 4/21/94
 Knicks Most Pts. Scored.....152, 12/11/59
 Knicks Fewest Pts. Scored.....61, 2/17/52



OKLAHOMA CITY THUNDER



GENERAL INFORMATION



Mark Daigneault

Chairman	Clay Bennett
Executive Vice President and General Manager	Sam Presti
Vice President of Basketball Operations	Rob Hennigan
EVP/Chief Administrative Officer	Danny Barth
Head Coach	Mark Daigneault
Assistant Coaches	Dave Bliss, Mike Wilks, David Akinyooye, Grant Gibbs, Eric Maynor, Chip Engelland
Assistant Coach/Program Development	Connor Johnson
Vice President of Human & Player Performance	Donnie Strack, DPT, ATC
Senior Athletic Performance Coach	Andrew Paul
Vice President of Logistics & Engagement	Marc St. Yves
Vice President of Basketball Communications & Engagement	Matt Tumbleson
Senior Basketball Communications Leads	John Read, Laila Wani
Basketball Communications Coordinator	Cole Terlip
Team Colors	Thunder blue, Thunder navy, Thunder sunset, Thunder yellow
Home Court	Paycom Center (18,203)
First Game in Arena	October 29, 2008

BROADCAST INFORMATION

Television	Bally Sports Oklahoma (Cable)
Broadcasters	Michael Cage (analyst), Chris Fisher (play-by-play), Nick "Sparky" Gallo (sideline reporter) and Paris Lawson (sideline reporter)
Radio	WWLS 98.1 FM/640 AM
Broadcaster	Matt Pinto
Spanish Radio	WKY 930 AM
Broadcaster	Eleno Ornelas

2022-23 RESULTS

12/31/22 A W.....	115-96
1/12/23 H L.....	114-133

ALL-TIME SERIES RESULTS

Overall	71-72
Home	35-33
Away	32-38
Neutral	4-1

PLAYOFFS

ALL-TIME SERIES INFORMATION

76ers Largest Margin of Victory.....	38, 12/20/67
76ers Most Pts. Scored.....	160, 12/20/67
76ers Fewest Pts. Scored.....	73, 1/2/98

Thunder Largest Margin of Victory.....	56, 3/6/93
Thunder Most Pts. Scored.....	149, 3/6/93
Thunder Fewest Pts. Scored	77, 1/4/02



OKLAHOMA CITY THUNDER

ALL-TIME MEETINGS

DATE	PHI	OPP	DATE	PHI	OPP	DATE	PHI	OPP	DATE	PHI	OPP	DATE	PHI	OPP		
10/27/67	H	W	132	115	1/7/73	A	W	85	82	1/23/82	H	W	100	87		
12/1/67	N	W	133	109	3/10/73	H	L	96	106	1/21/83	H	W	130	117		
12/12/67	N	W	118	107	11/18/73	A	L	91	95	2/6/83	A	W	97	96		
12/17/67	A	W	139	124	12/12/73	H	L	93	100	12/30/83	A	L	93	97*		
12/20/67	A	W	160	122	1/18/74	H	L	104	116	3/9/84	H	W	92	84		
2/14/68	H	W	149	125	2/24/74	A	L	105	115	1/2/85	A	W	118	109		
2/20/68	H	W	140	108	11/10/74	A	L	95	109	3/8/85	H	W	128	114		
11/9/68	H	W	114	94	11/29/74	H	L	119	121*	12/8/85	H	L	100	105		
11/11/68	N	W	127	117	2/23/75	A	W	114	100	1/28/86	H	W	106	99		
12/18/68	A	W	115	111	2/28/75	H	W	112	111	11/11/86	A	W	121	114		
2/5/69	A	W	119	115	11/28/75	H	W	113	94	1/21/87	H	W	129	123*		
2/21/69	A	W	115	109	12/14/75	A	L	105	114	12/4/87	H	W	118	105		
3/19/69	H	W	136	115	2/20/76	A	L	92	111	1/2/88	A	L	114	116		
11/8/69	H	L	117	125	2/29/76	H	W	130	115	2/8/89	H	W	109	102		
11/15/69	A	L	136	146	11/7/76	A	L	91	98	3/4/89	A	L	104	118		
12/19/69	A	L	116	123	12/3/76	H	L	112	121	12/27/89	A	L	106	110		
1/9/70	H	L	132	135	2/27/77	A	W	93	85	2/16/90	H	W	100	96*		
1/14/70	N	L	110	122	3/11/77	H	W	126	122	1/2/91	A	L	99	127*		
2/8/70	A	L	117	118	11/16/77	H	W	101	96	2/19/91	H	W	107	104*		
11/7/70	H	W	134	128	1/25/78	A	W	128	125	12/14/91	H	W	104	95		
12/8/70	H	L	104	107	2/12/78	H	W	109	99	1/4/92	A	W	112	93		
12/17/70	A	W	125	117	2/26/78	A	L	97	99	12/9/92	H	W	115	104		
1/24/71	A	W	145	119	12/2/78	H	L	97	100	3/6/93	A	L	93	149		
2/21/71	A	L	128	135	12/22/78	A	W	103	95	11/30/93	H	L	80	92		
10/20/71	H	W	100	93	2/28/79	A	L	93	97	2/15/94	A	L	105	133		
11/21/71	A	L	117	127	3/14/79	H	L	96	99	12/28/94	A	L	102	121		
12/1/71	H	W	102	98	2/8/80	H	L	94	109*	1/30/95	H	L	104	109		
3/9/72	A	W	128	123	2/27/80	A	W	101	98*	11/14/95	H	L	107	115		
3/19/72	H	W	115	100	1/2/81	A	W	120	117*	3/23/96	A	L	89	129		
10/11/72	H	L	100	105	1/18/81	H	W	113	92	12/9/96	H	L	94	118		
11/17/72	A	L	92	105	12/30/81	A	W	102	99	1/2/97	A	L	82	96		
												11/9/97	H	L	105	112
												1/2/98	A	L	73	90
												3/22/99	A	L	76	92
												11/8/99	H	W	117	98
												12/26/99	A	W	92	86
												1/5/01	H	W	121	89
												3/19/01	A	L	89	93
												1/4/02	A	W	87	77
												1/21/02	H	L	98	109
												12/11/02	H	L	88	92
												3/7/03	A	W	108	99
												1/19/04	H	L	81	90
												2/19/04	A	W	112	101
												11/16/04	H	L	95	103
												12/28/04	A	W	114	107
												1/9/06	H	W	107	98
												3/16/06	A	L	98	102
												11/15/06	A	W	96	90
												3/7/07	H	W	92	89
												12/31/07	A	W	98	90
												3/7/08	H	W	117	83
												11/15/08	H	W	110	85
												3/8/09	A	L	74	89
												12/2/09	A	L	106	117
												3/30/10	H	L	93	111
												11/10/10	A	L	103	109
												3/9/11	H	L	105	110*
												2/29/12	H	L	88	92
												11/24/12	H	L	109	116*
												1/4/13	A	L	85	109
												1/25/14	H	L	91	103

* overtime
 ** double-overtime
 *** triple-overtime



ORLANDO MAGIC



GENERAL INFORMATION



Jamahl Mosley

Chairman/Governor	Dan DeVos
Board of Directors	Dick DeVos, Doug DeVos, Ryan DeVos, Ryan DeVos, Cole DeVos
Chief Executive Officer/Alternate Governor	Alex Martins
Alternate Governor/Senior VP, Treasurer and Secretary	Bob Schierback
President of Basketball Operations.....	Jeff Weltman
General Manager.....	Anthony Parker
Associate General Manager	Pete D'Alessandro
Assistant General Manager.....	David Bencs
Head Coach	Jamahl Mosley
Assistant Coaches	Nate Tibbetts, Jesse Mermuys, Dale Osbourne, Bret Brielmaier, Lionel Chalmers
High Performance Director.....	Arnie Kander
Head Athletic Trainer	Ernest Eugene
Head Strength and Conditioning Coach.....	Todor Pandov
Chief Communications Officer	Joel Glass
Vice President of Communications and Alumni Relations.....	George Galante
Senior Director of Communications.....	Trish Wingerson
Communications Specialist	Louis Axen
Arena (capacity).....	Amway Center (18,846)
First Magic Game in Arena.....	October 28, 2010

BROADCAST INFORMATION

Television.....	Bally Sports Florida, David Steele, Jeff Turner, Dante Marchitelli, Kendra Douglas
Radio.....	FM 96.9 The Game, Jake Chapman

2022-23 RESULTS

11/25/22 A W	107-99
11/27/22 A W	133-103
1/30/23 H L	109-119
2/1/23 H W	105-94

ALL-TIME SERIES RESULTS

Overall	49-80
Home	30-35
Away	19-45

PLAYOFFS

Overall	5-5
Home	3-2
Away.....	2-3

ALL-TIME SERIES INFORMATION

76ers Largest Margin of Victory.....	24, 1/31/92
76ers Most Pts. Scored.....	130, 11/25/17
76ers Fewest Pts. Scored.....	70, 1/14/95
Magic Largest Margin of Victory	46, 2/17/95
Magic Most Pts. Scored.....	130, 2/28/16
Magic Fewest Pts. Scored	61, 2/4/13

76ers Largest Margin of Victory.....	30, 11/27/22
76ers Most Pts. Scored.....	133, 11/27/22
76ers Fewest Pts. Scored	70, 1/14/95
Magic Largest Margin of Victory	46, 2/17/95
Magic Most Pts. Scored	130, 2/28/16
Magic Fewest Pts. Scored	61, 2/4/13



ORLANDO MAGIC

ALL-TIME MEETINGS

DATE	PHI	OPP	DATE	PHI	OPP	DATE	PHI	OPP	DATE	PHI	OPP	DATE	PHI	OPP	
11/18/89	A	L 103	116	2/20/96	A	L 104	123	10/29/02	A	L 88	95	10/28/09	A	L 106	120
1/24/90	H	W 125	103	3/4/96	H	L 97	110	1/12/03	H	L 105	107	3/1/10	H	L 105	126
2/8/90	A	L 99	101	4/19/96	H	L 92	112	2/14/03	H	W 99	98	3/22/10	H	L 93	109
2/26/90	H	W 129	110	11/29/96	H	W 100	91	3/31/03	A	W 118	113*	4/14/10	A	L 111	125
12/11/90	A	W 119	114	1/7/97	A	L 88	109	12/22/03	H	W 95	73	12/18/10	A	W 97	89
3/18/91	H	W 99	91	1/31/97	H	L 99	109	1/12/04	A	W 87	82	1/19/11	A	L 98	99*
11/2/91	H	L 115	122	4/1/97	A	W 105	93	1/23/04	H	L 93	98	2/9/11	H	L 95	99
11/13/91	A	W 121	100	11/22/97	H	L 94	108	4/14/04	A	L 89	98	4/11/11	H	L 85	95
1/31/92	H	W 112	88	12/8/97	A	L 86	95	11/14/04	H	W 96	87	1/30/12	H	W 74	69
2/26/92	A	L 89	95	3/9/98	H	L 78	88	11/27/04	A	L 99	105	2/15/12	A	L 87	103
4/15/92	A	L 99	102	4/6/98	A	L 92	113	1/22/05	A	L 111	115	4/7/12	H	L 82	88
11/18/92	H	L 110	120	2/6/99	H	W 95	75	2/12/05	H	W 112	99	4/16/12	A	L 100	113
12/15/92	A	L 107	119	3/15/99	A	L 73	74	1/26/06	H	L 115	119*	2/4/13	H	W 78	61
1/18/93	H	W 124	118*	4/25/99	H	W 103	86	1/29/06	A	W 89	81	2/26/13	H	L 84	98
4/6/93	A	L 90	116	11/10/99	A	L 105	110	3/24/06	H	L 86	102	3/10/13	A	L 91	99
4/15/93	H	W 101	85	1/14/00	H	W 102	100	4/15/06	A	L 97	102	11/27/13	A	L 94	105
11/6/93	A	L 89	114	3/19/00	H	W 89	85	11/3/06	A	W 105	103	12/3/13	H	W 126	125**
1/22/94	H	L 112	121	4/9/00	A	L 80	92	12/9/06	A	L 84	86	2/26/14	H	L 90	101
3/9/94	H	L 101	117	11/3/00	A	W 87	80	4/14/07	H	L 87	104	3/2/14	A	L 81	92
3/11/94	A	L 105	112	2/2/01	H	L 117	123**	2/1/08	H	L 106	108	11/5/14	H	L 89	91
11/5/94	A	L 107	122	3/28/01	H	L 95	96	2/22/08	A	L 99	115	12/21/14	A	W 96	88
1/12/94	H	L 103	116	4/12/01	A	L 77	101	2/27/08	H	W 101	89	2/22/15	A	L 98	103
1/14/95	A	L 70	91	1/9/02	H	L 91	102	3/21/08	A	L 95	113	11/7/15	H	L 97	105
2/17/95	A	L 83	129	2/23/02	A	L 87	105	11/6/08	A	L 88	98	1/20/16	A	W 96	87
4/8/95	H	W 109	99	3/17/02	H	L 103	105	11/26/08	H	L 94	96	2/23/16	H	L 115	124
1/23/96	A	L 90	105	4/14/02	A	W 95	89	2/28/09	H	L 100	106	2/28/16	A	L 116	130

* overtime

**double-overtime



PHOENIX SUNS



GENERAL INFORMATION



Frank Vogel

Governor	Mat Ishbia
Alternate Governor	Justin Ishbia
Alternate Governor	Sam Garvin
Alternate Governor	Jahm Najafi
Chief Executive Officer	Josh Bartelstein
President of Basketball Operations and General Manager	James Jones
Assistant General Manager	Trevor Bukstein
Assistant General Manager/VP, Basketball Strategy	Ryan Resch
Assistant General Manager/VP, Basketball Operations	Morgan Cato
Assistant General Manager/VP, of Personnel Evaluation	Gerald Madkins
Head Coach	Frank Vogel
Associate Head Coach	Kevin Young
Assistant Coaches	David Fizdale, Quinton Crawford, Miles Simon, Greg St. Jean, John Lucas III, Dru Anthrop, John Pastorek
Director, Medical Services/Head Athletic Trainer	David Crewe
Director, Performance and Rehabilitation	Adam Loiacono
Senior Vice President, Communications	Stacey Mitch
Director, Basketball Communication	Cole Mickelson
Manager, Basketball Communications	Palmer Black
Home Court	Footprint Center (17,071)

BROADCAST INFORMATION

Radio	Arizona Sports (98.7 FM), Jon Bloom, Tim Kempton
Spanish Radio	KSUN (1400 AM, 106.5 FM), Arturo Ochoa
Television	Arizona's Family, Kevin Ray, Eddie Johnson, Ann Meyers Drysdale

2022-23 RESULTS

11/7/22 H W	100-88
3/25/23 A L	105-125

ALL-TIME SERIES RESULTS

Overall	59-74
Home	36-26
Away	21-46
Neutral	2-2

PLAYOFFS

ALL-TIME SERIES INFORMATION

76ers Largest Margin of Victory.....	34, 2/15/70	Suns Largest Margin of Victory	30, 11/14/86
76ers Most Pts. Scored.....	159, 2/15/70	Suns Most Pts. Scored	143, 1/6/79
76ers Fewest Pts. Scored.....	71, 3/23/01	Suns Fewest Pts. Scored	81, 1/2/02



PHOENIX SUNS

ALL-TIME MEETINGS

DATE	PHI	OPP	DATE	PHI	OPP	DATE	PHI	OPP	DATE	PHI	OPP	DATE	PHI	OPP
11/19/68	N	W 126 110	3/15/74	N	W 108 101	11/23/84	A	W 119 117*	1/26/00	H	L 87 93	1/2/15	A	L 96 112
11/26/68	A	W 126 119	10/30/74	H	L 99 104	1/7/85	H	W 100 99	2/18/01	H	W 104 98	12/26/15	A	W 111 104
12/11/68	H	W 143 123	11/13/74	A	L 100 105	12/28/85	A	W 100 98	3/23/01	A	L 71 84	1/26/16	H	W 113 103
12/17/68	A	W 145 128	1/21/75	A	W 101 95	1/22/86	H	W 118 111	1/2/02	A	W 102 81	1/19/16	H	W 120 105
2/4/69	A	L 116 125	3/14/75	H	W 108 97	1/14/86	A	L 97 127	4/3/02	H	W 89 83*	12/23/16	A	L 116 123
2/26/69	H	W 104 97	11/7/75	H	W 103 99	1/19/87	H	W 107 104	12/13/02	H	L 91 99	12/4/17	H	L 101 115
10/22/69	H	W 122 119	12/11/75	A	W 110 106	12/28/87	A	L 101 117	1/2/03	A	L 78 96	12/31/17	A	W 123 110
11/13/69	A	W 124 110	1/31/76	A	L 105 119	1/4/88	H	W 122 114	12/28/03	A	L 92 100	1/2/19	A	W 132 127
12/16/69	A	W 141 119	3/10/76	H	W 125 108	2/24/89	A	L 95 120	3/24/04	H	W 99 94	11/4/19	A	L 109 114
1/10/70	N	L 117 119	12/15/76	H	W 97 87	3/6/89	H	L 106 110	11/5/04	H	L 98 108	8/11/20	H	L 117 130
2/3/70	A	L 123 131	1/27/77	A	L 94 111	2/24/90	A	L 99 126	3/30/05	A	L 87 116	2/13/21	A	L 111 120
2/15/70	H	W 159 125	2/18/77	H	L 96 102	4/1/90	H	W 141 112	1/4/06	A	L 85 105	4/21/21	H	L 113 116
11/21/70	H	L 119 125	12/21/77	H	W 125 119	12/28/90	A	L 96 115	1/31/06	H	L 99 123	2/8/22	H	L 109 114
12/22/70	A	W 133 129*	1/21/78	A	L 101 110	2/1/91	H	W 96 89	11/17/06	A	L 94 106	3/27/22	A	L 104 114
1/9/71	H	W 123 112	3/5/78	A	W 104 92	3/13/92	H	L 104 108	2/28/07	H	W 99 94	11/7/22	H	W 100 88
1/22/71	A	W 117 116	11/17/78	H	W 95 94	3/27/92	A	L 113 117	3/1/08	A	W 119 114	3/25/23	A	L 105 125
2/26/71	H	L 94 108	1/6/79	H	L 139 143*	3/3/93	A	L 115 125	3/28/08	H	L 93 107			
10/29/71	H	L 135 137**	1/24/79	A	L 94 101	3/28/93	H	L 100 110	2/9/09	H	W 108 91			
11/23/71	A	L 107 128	3/4/79	A	L 94 119	12/30/93	A	L 107 119	3/18/09	A	L 116 126			
12/21/71	A	L 119 124	12/8/79	H	W 117 96	1/28/94	H	L 103 108	11/9/09	H	L 115 119			
1/8/72	H	W 130 119	1/21/80	A	L 118 125	1/4/95	A	L 122 127	2/24/10	A	L 95 106			
2/8/72	A	L 108 120	1/25/81	H	W 98 93	1/27/95	H	L 107 108	12/29/10	A	W 123 110			
11/12/72	A	L 108 119	2/22/81	A	L 110 116	12/27/95	A	L 90 105	1/24/11	H	W 105 95			
12/17/72	N	L 102 117	12/27/81	A	L 96 99	3/15/96	H	L 102 128	12/28/11	A	W 103 83			
2/10/73	A	L 121 126	2/21/82	H	W 109 102	11/9/96	H	W 112 95	11/25/12	H	W 104 101			
3/14/73	H	L 114 120	12/2/82	A	W 116 108	2/26/97	A	L 104 111	1/2/13	A	L 89 95			
11/17/73	H	W 122 115	1/26/83	H	W 113 102	2/2/98	H	L 97 106	12/28/13	A	L 101 115			
11/15/73	A	L 94 116	3/1/84	A	L 100 112	2/24/98	A	W 85 84	1/27/14	H	L 113 124			
12/19/73	A	W 101 98	3/17/84	H	W 131 112	11/4/99	A	L 80 84	11/21/14	H	L 96 122			

* overtime

**double-overtime



PORTLAND TRAIL BLAZERS



GENERAL INFORMATION



Chauncey Billups

Chair	Jody Allen
Vice Chair	Bert Kolde
President of Business Operations	Dewayne Hankins
General Manager	Joe Cronin
Assistant General Managers	Andrae Patterson, Mike Schmitz, Sergi Oliva
Head Coach	Chauncey Billups
Assistant Coaches	Scott Brooks, Roy Rogers, Steve Hetzel, Jonah Herscu, Rodney Billups, Mark Tyndale
Player Development Coaches	Pooh Jeter, Gilbert Abraham, Ryan Gomes
Analytics Coach	Jacob Moallem
Head Video Coordinator	Eli Kell-Abrams
Assistant Video Coordinators	Ikenna Smart, Jason Luhnrow
Director of Player Health & Performance	Dr. Evan Ellis
Head Athletic Trainer	Courtney Watson
Assistant Athletic Trainer/Physical Therapist	Micah Smith
Head Strength Coach	Dale Boyd
Sports Performance Therapist	Charles Loftis
Sports Scientist/Physical Therapist	Cruz Romero
Director of Mind Health & Wellness	Dr. Chantelle Green
SVP, Communications & Public Affairs	Natalie King
Vice President, Basketball Communications	Rahsaan Gethers
Director, Basketball Communications	Maggie Yang
Basketball Communications Coordinator	Amanda Janczak
Home Court	Moda Center (19,393)
First Game in Arena	November 3, 1995

BROADCAST INFORMATION

Radio	Rip City Radio (620 AM)
Broadcasters	Kevin Calabro, Lamar Hurd, Brooke Olzendam
Television	ROOTS SPORTS

2022-23 RESULTS

1/19/23 A W	105-95
3/10/23 H W	120-119

ALL-TIME SERIES RESULTS

Overall	62-59
Home	36-19
Away	23-40
Neutral	3-0

PLAYOFFS

Overall	2-4
Home	2-1
Away	0-3

ALL-TIME SERIES INFORMATION

76ers Largest Margin of Victory	28, 3/6/03
76ers Most Pts. Scored	153, 2/19/86
76ers Fewest Pts. Scored	71, 3/25/96

Blazers Largest Margin of Victory	42, 11/5/76
Blazers Most Pts. Scored	146, 11/5/76
Blazers Fewest Pts. Scored	60, 3/6/03



PORTLAND TRAIL BLAZERS

ALL-TIME MEETINGS

DATE	PHI	OPP	DATE	PHI	OPP	DATE	PHI	OPP	DATE	PHI	OPP													
12/20/70	A	W	134	132*	12/11/76	H	W	108	107	11/28/86	H	W	116	112	12/30/99	A	L	90	108	3/18/13	H	W	101	100
2/20/71	A	W	118	105	3/1/77	A	L	107	108	12/9/87	H	W	94	86	12/8/00	A	W	107	94	12/14/13	H	L	105	139
2/23/71	H	W	119	113	3/27/77	H	W	128	116	1/1/88	A	L	125	127	1/10/01	H	L	75	93	1/4/14	A	W	101	99
3/3/71	N	W	120	104	10/28/77	A	L	94	98	11/30/88	H	W	114	106	1/5/02	A	L	88	96	11/24/14	H	L	104	114
11/27/71	H	W	116	93	12/7/77	H	W	122	100	3/3/89	A	L	121	129	2/25/02	H	L	83	88	12/26/14	A	L	93	114
12/17/71	A	L	126	127	2/28/78	A	L	92	113	2/18/90	A	W	110	109	3/6/03	A	W	88	60	1/16/16	H	W	114	89
1/21/72	N	W	136	122	3/26/78	H	W	116	100	3/9/90	H	L	100	104	3/14/03	H	W	90	79	3/26/16	A	L	105	108
2/11/72	A	L	106	110	1/14/79	H	W	112	106	2/12/91	A	L	106	121	11/3/03	A	W	94	83	1/20/17	H	W	93	92
11/25/72	H	L	106	117	1/28/79	A	L	94	116	3/1/91	H	W	121	111	4/1/04	H	L	82	88	3/9/17	A	L	108	114*
1/5/73	A	L	102	135	2/27/79	A	L	115	118	12/6/91	H	W	105	102*	12/27/04	A	W	111	104	11/22/17	H	W	101	81
2/9/73	A	L	105	116	1/16/80	H	W	121	110	1/5/92	A	L	102	115	1/10/05	H	L	100	109	12/28/17	A	L	110	114
2/25/73	H	W	115	111	2/26/80	A	W	98	96	12/26/92	A	L	115	121*	11/29/05	H	W	107	83	12/30/18	A	L	95	129
10/24/73	H	W	132	110	11/28/80	H	W	116	103	4/2/93	H	L	91	96	12/28/05	A	L	91	95	2/23/19	H	L	115	130
12/22/73	A	L	105	110	12/30/80	A	L	108	109	2/18/94	A	L	93	109	12/11/06	H	L	79	81	11/2/19	A	W	129	128
2/26/74	A	W	118	110	1/1/82	A	W	120	105	4/1/94	H	L	100	111	12/29/06	A	W	98	95	8/9/20	A	L	121	124
3/20/74	H	L	106	113	1/20/82	H	W	115	110	12/26/94	A	W	101	94	11/16/07	H	W	92	88	2/11/21	A	L	114	118
11/8/74	H	W	105	89	11/23/82	H	L	103	106	3/3/95	H	W	86	85	12/30/07	A	L	72	97	2/4/21	H	L	105	121
1/24/75	A	L	97	119	2/4/83	A	L	109	115	2/3/96	H	L	85	96	1/14/09	H	W	100	79	11/1/21	H	W	113	103
2/25/75	A	L	77	99	1/1/84	A	W	115	103	3/25/96	A	L	71	94	3/23/09	A	W	114	108*	11/20/21	A	L	111	118
3/12/75	H	W	91	88	2/24/84	H	L	114	119	2/22/97	H	W	97	80	12/28/09	A	W	104	93	1/19/23	A	W	105	95
11/21/75	H	W	131	111	11/30/84	H	W	126	116	3/2/97	A	L	95	112	1/20/10	H	L	90	98	3/10/23	H	W	120	119
12/16/75	A	W	105	98	1/1/85	A	W	111	106	12/30/97	A	L	86	96	11/30/10	H	W	88	79					
2/11/76	H	W	118	106	1/1/86	A	W	121	119*	1/23/98	H	W	98	87	3/19/11	A	L	101	110					
2/24/76	A	W	106	102	2/19/86	H	W	153	133	3/21/99	A	L	75	91	12/26/11	A	L	103	107					
11/5/76	A	L	104	146	11/9/86	A	W	125	119	11/19/99	H	L	91	97	12/29/12	A	L	85	89					

* overtime
 **double-overtime



SACRAMENTO KINGS



GENERAL INFORMATION



Mike Brown

Owner and Chairman	Vivek Ranadivé
Chief Operating Officer	Matina Kolokotronis
President, Business Operations	John Rinehart
General Manager	Monte McNair
Assistant General Manager	Wes Wilcox
Head Coach	Mike Brown
Associate Head Coach	Jordi Fernandez
Assistant Coaches	Jay Triano, Doug Christie, Luke Loucks, Leandro Barbosa
Assistant Coach/Director of Player Development	Dutch Gaitley
Assistant Coach/Player Development	Lindey Harding
Player Development Coaches	Deividas Dulkys, Jimmy Alapag, Jawad Williams
Senior Director, Coaching Analytics & Strategy	Robbie Lemons
Head Video Coordinator/Special Assistant to the Head Coach	Charles Allen
Assistant Video Coordinator	Dipesh Mistry
Vice President, Basketball Engagement	Alvin Gentry
Vice President, Player Personnel	Phil Jabour
Vice President, Player Development	Paul Johnson
Director, Pro Personnel	Saagar Sarin
Senior Director, Athlete Health	Jas Randhawa
Director of Performance	Cory Kennedy
Head Athletic Trainer	Joel Noland
Assistant Athletic Trainers	Crystal Lee, Oscar Garza
Head Strength & Conditioning Coach	Zac Howe
Assistant Strength & Conditioning Coach	Nicholas Taylor
Physical Therapist	Aisling Toolan
Senior Director, Team Operations	Melanie Stocking
Senior Director, Basketball Administration	Mark Toyoda
Director, Team Player Development	Penny Chatzis
Director, Basketball Analytics	Colin Montague
Head Equipment Manager	Miguel Lopez
SVP, Communications & External Affairs	Becky Beland McNaight
Director, Media Relations	Shannon Malone
Manager, Media Relations	Michael Martinez

BROADCAST INFORMATION

Radio SACTOWN 1140 (1140 AM): Gary Gerould, Jason Ross
 Television NBC Sports California: Mark Jones, Kayte Christensen, Kyle Draper

2022-23 RESULTS

12/13/22 H W 123-103
 1/21/23 A W 129-127

ALL-TIME SERIES RESULTS

Overall 172-128
 Home 93-41
 Away 62-73
 Neutral 17-14

PLAYOFFS

Overall 10-8
 Home 6-3
 Away 4-5

ALL-TIME SERIES INFORMATION

76ers Largest Margin of Victory.....37, 11/16/60
 76ers Most Pts. Scored.....147, 3/19/71
 76ers Fewest Pts. Scored.....63, 12/10/49

Kings Largest Margin of Victory.....56, 1/2/93
 Kings Most Pts. Scored.....154, 1/2/93
 Kings Fewest Pts. Scored.....63, 1/14/51



GENERAL INFORMATION



Gregg Popovich

Franchise Timeline (Established)	San Antonio Spurs (1973-74)
Address	One Frost Bank Center, San Antonio, TX 78219
Managing Partner	Peter J. Holt
President & CEO	RC Buford
President of Basketball Operations/Head Coach	Gregg Popovich
General Manager	Brian Wright
Vice President of Basketball Operations	Dave Telep
Assistant Coaches	Brett Brown, Mitch Johnson, Matt Nielsen, Darius Songaila
Player Development	Jimmy Barron, Josh Brannon, Candice Dupree, Greg Stiesma
Video Coordinator	Kenny Trevino
Director of Player Performance	Xavi Schelling
Head Athletic Trainer	Will Sevensing
Vice President of Communications	Tom James

BROADCAST INFORMATION

Radio	WOAI (1200 AM): Bill Schoening
Spanish Radio	KXTN (107.5FM): Paul Castro
Television	KENS (Channel 5)/KMYS (Channel 35), Bally's
Broadcasters	Bill Land, Sean Elliott, Dan Weiss, Michelle Beadle

2022-23 RESULTS

10/22/22 H L	105-114
2/3/23 A W	137-125

ALL-TIME SERIES RESULTS

Overall	44-59
Home	29-24
Away	15-35

PLAYOFFS

Overall	3-4
Home	2-1
Away	1-3

ALL-TIME SERIES INFORMATION

76ers Largest Margin of Victory	33, 1/7/81
76ers Most Pts. Scored	135, 2x last 3/24/89
76ers Fewest Pts. Scored	68, 12/7/15
Spurs Largest Margin of Victory	51, 12/7/15

Spurs Most Pts. Scored	131, 4/6/77
Spurs Fewest Pts. Scored	71, 2/11/11
76ers Most Pts. Scored	137, 2/3/23



SAN ANTONIO SPURS

ALL-TIME MEETINGS

DATE	PHI	OPP	DATE	PHI	OPP	DATE	PHI	OPP	DATE	PHI	OPP	DATE	PHI	OPP
10/22/76	H	L	118	121	12/26/82	A	W	124	122	12/4/93	H	L	82	90
12/28/76	A	L	116	127	4/6/83	H	L	109	112	1/4/94	A	L	84	107
3/25/77	H	W	113	110	11/23/83	A	W	113	105	3/10/95	H	L	94	100
4/6/77	A	L	109	131	12/21/83	H	W	122	121	3/16/95	A	L	86	112
11/29/77	A	W	129	117	12/19/84	H	W	123	118	1/21/96	H	L	88	118
12/19/77	H	W	120	116	3/4/85	A	L	103	109	3/2/96	A	L	101	115
2/11/78	H	W	125	116	11/8/85	H	L	95	107	12/4/96	A	L	103	113
4/2/78	A	L	107	111	1/6/86	A	W	108	102	2/5/97	H	W	113	97
11/17/78	H	W	116	115	11/7/86	H	W	114	97	2/28/98	A	L	88	100
11/29/78	A	W	120	114*	2/26/87	A	L	94	96	3/21/98	H	L	85	110
12/30/78	H	L	94	100	12/16/87	H	W	114	102	3/21/98	H	L	85	110
3/20/79	A	W	124	120	2/24/88	A	L	121	123*	2/12/99	H	L	94	98
11/16/79	H	L	105	106	1/5/89	A	L	104	119	11/2/99	A	L	76	89
11/20/79	A	W	118	114	3/5/89	A	L	104	119	11/22/99	H	L	91	94
12/5/79	H	W	132	120	11/17/89	H	W	108	101	11/25/00	A	L	76	96
12/27/79	A	W	118	114	1/3/90	A	L	94	103	1/13/01	H	W	100	83
3/9/80	A	W	134	118	1/7/91	H	L	102	111*	12/7/01	A	L	76	86
3/19/80	H	L	99	105	3/5/91	A	L	99	104	1/11/02	H	W	99	94
11/22/80	A	W	108	101	2/21/92	A	L	90	100	11/14/02	H	W	99	94
1/7/81	H	W	135	102	3/23/92	H	W	105	92	12/6/02	A	L	93	98
12/2/81	H	L	101	106	12/2/92	H	L	82	98	11/14/03	H	W	100	96
1/26/82	A	L	95	103	2/18/93	A	L	98	103	1/3/04	A	W	83	77
										11/18/04	H	L	80	88
										12/1/04	A	L	72	105
										12/3/05	A	L	91	100
										2/15/06	H	W	103	100*
										12/16/06	A	L	98	103
										1/21/07	H	L	85	99
										1/14/08	A	L	82	89
										3/15/08	H	W	103	96
										1/3/09	A	L	106	108
										1/16/09	H	W	109	87
										11/29/09	A	L	89	97
										2/19/10	H	W	106	94
										11/13/10	A	L	93	116
										2/11/11	H	W	77	71
										2/8/12	H	L	90	100
										3/25/12	A	L	76	93
										1/5/13	A	L	86	109
										1/21/13	H	L	85	90
										11/11/13	H	L	85	109
										3/24/14	A	L	91	113
										11/17/14	A	L	75	100
										12/1/14	H	L	103	109
										11/14/15	A	L	83	92

* overtime
 ** double-overtime



TORONTO RAPTORS



GENERAL INFORMATION



Darko Rajaković

Chairman of the Board, MLSE & Chairman, NBA Board of Governors.....	Lawrence M. Tanenbaum, O.C.
Vice-Chairman and President.....	Masai Ujiri
General Manager.....	Bobby Wester
Head Coach.....	Darko Rajaković
Assistant Coaches.....	Pat Delany, Jama Mahlalela, James Wade, Mike Batiste, Ivo Simović, Vin Bhavnani, Jim Sann, Mery Andrade, Drew Jones
Vice President, Player Health and Performance.....	Alex McKechnie
Head Athletic Trainer.....	Rayhan Malik
Strength & Conditioning.....	Jon Lee
Director, Communications.....	Jennifer Quinn
Senior Manager, Basketball Communications.....	Phil Summers
Manager, Communications.....	Josh Su
Coordinator, Communications.....	Justine Jones
Home Court.....	Scotiabank Arena (19,800)

BROADCAST INFORMATION

Television.....TSN, Sportsnet; Television Talent Matt Devlin, Jack Armstrong, Alvin Williams, Savanna Hamilton, Kayla Grey
 Radio.....TSN Radio 1050, Sportsnet 590; Radio Talent Paul Jones, Eric Smith, Jevohn Shepherd

2022-23 RESULTS

10/26/22 A L.....	109-119
10/28/22 A W.....	112-90
12/19/22 H W.....	104-101 OT
3/31/23 H W.....	117-110

ALL-TIME SERIES RESULTS

Overall.....	45-62
Home.....	26-28
Away.....	19-34

PLAYOFFS

Overall.....	11-9
Home.....	4-3
Away.....	7-6

ALL-TIME SERIES INFORMATION

76ers Largest Margin of Victory.....	35, 1/7/12
76ers Most Pts. Scored.....	126, 12/22/18
76ers Fewest Pts. Scored.....	70, 3/31/02

Raptors Largest Margin of Victory.....	34, 10/21/17
Raptors Most Pts. Scored.....	129, 10/30/18
Raptors Fewest Pts. Scored.....	62, 1/7/12



TORONTO RAPTORS

76ERS 2022-23 SEASON SERIES STATISTICS VS. RAPTORS

2022-2023 SEASON SERIES (3-1)

PHILADELPHIA 76ERS

VS. TORONTO

Table with columns for Player and various statistics: G, GS, MIN, FG, FGA, PCT, FT, FTA, PCT, OFF, DEF, TOT, AST, PF, DQ, STL, TO, BLK, PTS, AVG.

Table with columns for Player and various statistics: MIN, REB, AST, ST, TO, BLK, PTS, MIN, REB, AST, STL, TO, BLK, PTS, FG, FGA, FT, FTA, REB, AST, PTS, FT, FTA, REB, AST, PTS.

RAPTORS 2022-23 SEASON SERIES STATISTICS VS. 76ERS

2022-2023 SEASON SERIES (1-3)

TORONTO RAPTORS

VS. PHILADELPHIA

Table with columns for Player and various statistics: G, GS, MIN, FG, FGA, PCT, FT, FTA, PCT, OFF, DEF, TOT, AST, PF, DQ, STL, TO, BLK, PTS, AVG.





TORONTO RAPTORS

ALL-TIME MEETINGS

DATE	PHI	OPP	DATE	PHI	OPP	DATE	PHI	OPP	DATE	PHI	OPP
12/1/95	A	L 102 105	2/4/02	H	L 93 100	11/9/07	H	L 103 105	12/13/13	A	L 100 108
3/12/96	H	W 118 110	3/3/02	A	W 96 84	1/9/08	A	L 96 109	1/24/14	H	L 95 104
3/27/96	H	W 103 94	3/31/02	H	L 70 72	1/19/08	H	W 99 95	4/9/14	A	L 114 125
4/21/96	A	W 109 105*	11/22/02	H	W 90 80	10/29/08	H	L 84 95	11/9/14	A	L 88 120
11/13/96	A	L 98 110	11/24/02	A	W 94 84	11/12/08	A	W 106 96	1/14/15	A	L 84 100
1/29/97	H	W 101 99	3/23/03	A	W 112 95	3/11/09	H	W 115 106	1/23/15	H	L 86 91
3/18/97	A	L 105 117	11/19/03	A	W 81 75	4/12/09	A	L 104 111	3/2/15	H	L 103 114
4/2/97	H	L 90 112	12/2/03	H	L 88 95	1/8/10	H	L 106 108	11/11/15	H	L 103 119
12/10/97	H	L 97 104	1/28/04	A	L 84 94	2/10/10	A	L 93 104	12/13/15	A	L 76 96
1/26/98	A	L 87 91	2/3/04	H	L 80 93	3/7/10	A	W 114 101	1/9/16	H	L 95 108
4/5/98	H	W 116 104	3/25/05	H	W 106 96	4/3/10	H	L 123 128*	4/12/16	A	L 98 122
4/19/98	A	W 107 78	2/11/05	A	W 106 91	11/17/10	H	L 86 94	11/28/16	A	L 95 122
4/4/99	A	L 82 97	3/13/05	A	L 110 128	11/24/10	A	L 90 106	12/14/16	H	L 114 123
4/14/99	H	W 96 78	3/25/05	H	W 103 101	1/26/11	A	W 107 94	1/18/17	H	W 94 89
5/1/99	H	W 103 96	11/15/05	H	W 104 92	4/8/11	H	W 98 93	4/2/17	A	L 105 113
11/14/99	A	W 93 90	11/16/05	A	W 121 115	1/7/12	H	W 97 62	10/21/17	A	L 94 128
12/15/99	H	W 93 91	12/18/05	A	W 107 80	4/4/12	H	L 78 99	12/21/17	H	W 114 109
3/22/00	H	W 106 93	3/14/06	H	L 97 111	4/11/12	A	W 93 75	12/23/17	A	L 86 102
11/1/00	H	W 104 98	11/8/06	A	L 104 106	11/10/12	A	W 93 83	1/15/18	H	W 117 111
1/21/01	H	L 106 110*	1/15/07	H	L 86 104	11/20/12	H	W 106 98	10/21/17	A	L 94 128
1/30/01	A	L 89 96	4/6/07	H	L 85 94	1/9/13	A	L 72 90	12/21/17	H	L 109 114
4/3/01	A	L 85 100	4/18/07	A	W 122 119	1/18/13	H	W 108 101*	12/23/17	A	L 86 102
11/25/01	A	L 88 107	10/31/07	A	L 97 106	11/20/13	H	L 98 108	1/15/18	H	W 117 111

* overtime

**double-overtime



GENERAL INFORMATION



Will Hardy

Owner and Chairman	Ryan Smith
CEO of Basketball	Danny Ainge
General Manager	Justin Zanik
Vice President of Basketball Strategy	Steven Schwartz
Vice President of Pro Personnel	Bart Taylor
Vice President of Global Scouting	Luca Desta
Vice President of Analytics and Insight	Shane Fenske
Vice President of Player & Alumni Relations	Lindsay Twiss
Vice President of Family Affairs/Basketball Ops	Whitli Godderidge
Vice President of Player Wellness	Dr. Ron Kimmons
Vice President of Team Security	Steven Smith
Sr. Director of Basketball Intelligence	Charles Terrell
Head Coach	Will Hardy
Assistant Coaches	Evan Bradds, Chad Forcier, Rick Higgins, Chris Jones, Scott Morrison Sean Sheldon, Lamar Skeeter, Jason Terry and Mike Williams
VP of Game Strategy and Analytics	George Rodman
Video Coordinator	Anthony Beaumont
Assistant Video Coordinator	Matthew Temple, Andrew Warren, Brandon Robinson, Thomas Kithier
Director of Team Operations	Becca Ward
Coaching Consultant	Jeff Hornacek
VP of Performance Healthcare	Erik Phillips
Director of Rehabilitation/ Head Athletic Trainer	Jamal Cort
Director of Manual Therapy/Assistant Athletic Trainer	Kristin Farrell
Director of Performance Science	Barnett Frank
Assistant Athletic Trainer	Lionel Rice
Director of Strength & Conditioning Coach	Isaiah Wright
Assistant Strength and Conditioning Coach	Dantren Anderson
Chief Communications Officer	Caroline Klein
Senior Vice President, Basketball Communications	Derek Garduño
Vice President, Basketball Communications	Madeline Wehle Crandall
Senior Manager, Basketball Communications	Danny Franks and Olivia Hill
Coordinator, Stars/Jazz Basketball Communications	Megan Zipfel

BROADCAST INFORMATION

Cable TV	SEG Media/KJZZ: Craig Bolerjack, Thurl Bailey, Holly Rowe
Radio	The Zone SportsNet: David Locke, Ron Boone

2022-23 RESULTS

11/13/22 H W	105-98
1/14/23 A W	118-117

ALL-TIME SERIES RESULTS

Overall	49-58
Home	32-22
Away	17-36

PLAYOFFS

ALL-TIME SERIES INFORMATION

76ers Largest Margin of Victory.....	25, 2/5/90	Jazz Largest Margin of Victory	35, 11/16/21
76ers Most Pts. Scored.....	132, 2/19/82	Jazz Most Pts. Scored.....	126, 3/19/75
76ers Fewest Pts. Scored.....	69, 12/28/02	Jazz Fewest Pts. Scored	76, 1/16/77



UTAH JAZZ

ALL-TIME MEETINGS

DATE	PHI	OPP	DATE	PHI	OPP	DATE	PHI	OPP	DATE	PHI	OPP													
10/18/74	H	W	112	99	11/29/80	H	W	113	93	3/25/92	A	L	94	100	12/20/04	H	L	101	103	12/28/15	A	L	91	95
10/24/74	A	W	102	89	2/27/81	A	W	87	83	12/18/92	H	L	98	112	1/5/05	A	W	106	99	11/7/16	H	L	84	109
2/18/75	A	L	85	103	1/2/82	A	W	109	107	12/30/92	A	L	110	119	12/31/05	A	L	102	108	12/29/16	A	L	83	100
3/19/75	H	L	115	126	2/19/82	H	W	132	117	11/19/93	H	W	124	115	1/11/06	H	L	102	110	11/7/17	A	W	104	97
11/30/75	A	W	113	96	11/27/82	H	W	126	113	2/21/94	A	L	92	119	1/3/07	A	L	87	98	11/20/17	H	W	107	86
12/3/75	H	W	102	94	1/29/83	A	W	126	109	12/20/94	H	L	88	91	3/16/07	H	W	89	88	11/16/18	H	W	113	107
1/14/76	H	W	100	95	2/29/84	A	W	103	97	1/7/95	A	L	90	111	11/28/07	H	L	95	106	12/27/18	A	W	114	97
3/28/76	A	L	107	110	3/11/84	H	W	120	97	12/20/95	H	W	108	104	1/2/08	A	L	107	110	11/6/19	A	L	104	106
4/7/76	H	W	102	99	12/28/84	A	W	114	111	3/20/96	A	L	84	107	11/11/08	H	L	80	93	12/2/19	H	W	103	94
10/26/76	A	W	111	101	2/24/85	H	W	117	108	12/28/96	A	L	84	110	12/29/08	A	L	95	112	2/15/21	A	L	123	134
11/19/76	H	W	100	95	12/20/85	H	W	112	105	1/13/97	H	L	96	97*	11/13/09	H	L	90	112	3/3/21	H	W	131	123*
1/16/77	H	W	97	76	1/29/86	A	L	86	107	1/6/98	A	L	95	98*	12/26/09	A	L	76	97	11/16/21	A	L	85	120
4/5/77	A	W	119	109	12/22/86	H	L	111	114	3/20/98	H	L	79	91	1/22/11	H	W	96	85	12/9/21	H	L	96	118
10/22/77	H	L	103	104*	1/2/87	A	W	104	99	3/17/00	H	W	99	97	3/14/11	A	L	107	112*	11/13/22	H	W	105	98
11/30/77	A	W	117	114	11/30/87	A	W	106	100	3/29/00	A	L	84	98	12/30/11	A	L	99	102	1/14/23	A	W	118	117
2/8/78	H	W	117	104	1/6/88	H	W	116	93	12/20/00	H	L	89	91	3/9/12	H	W	104	91					
4/4/78	A	L	119	120	12/17/88	H	W	119	107	12/26/00	A	W	97	91	11/16/12	H	W	99	93					
10/21/78	H	W	130	111	12/30/88	A	L	95	102	12/29/01	A	L	81	89	3/25/13	A	L	91	107					
11/28/78	A	L	103	107	2/5/90	H	W	114	89	2/14/02	H	L	91	98	2/12/14	A	L	100	105					
1/10/79	H	W	123	112	2/19/90	A	L	102	115	12/28/02	A	L	69	98	3/8/14	H	L	92	104					
1/12/79	A	L	89	100	1/4/91	A	L	99	102	12/28/02	H	W	104	83	12/27/14	A	L	71	88					
1/28/80	A	L	101	107	3/3/91	H	L	92	95	12/14/03	H	L	86	94	3/6/15	H	L	83	89					
2/13/80	H	W	107	85	12/18/91	H	L	105	107	12/29/03	A	L	97	106	10/30/15	H	L	71	99					

*overtime

**double-overtime



WASHINGTON WIZARDS



GENERAL INFORMATION



Wes Unsled Jr.

Chairman & CEO	Ted Leonsis
President & General Manager.....	Tommy Sheppard
Chief of Athletic Care & Performance.....	Dr. Daniel Medina
Assistant General Manager/Strategy & Analytics.....	Brett Greenberg
Vice President of College Personnel.....	Frank Ross
Vice President of Pro Personnel.....	Johnny Rogers
Head Coach	Wes Unsled Jr.
Assistant Coaches	Pat Delany, Joseph Blair, Mike Miller, Zach Guthrie, Ryan Richman, James Posey
Assistant Coach/Director of Player Development.....	Alex McLean
Director of Coaching Administration.....	Eric Sebastian
Director of Player Health.....	Dr. Michael Ashton
Director of Physical Performance and Therapy	Dr. Michael Davis
Senior Director of Athletic Performance.....	Tyler Terrell
Senior Performance Therapist.....	Dr. Powell Bernhardt
Vice President of Communications	Scott Hall
Senior Director of Basketball Communications.....	Daren Jenkins
Communications Manager	Matt Quinn
Communications Manager.....	Kara Swirsky
Vice President of Strategic Communications, Basketball	Ketsia Colimon
Home Court	Capital One Arena (20,362)

BROADCAST INFORMATION

TV

Radio.....

NBC Sports Washington; Chris Miller, Drew Gooden
THE TEAM (980. FM)/WFED (1500 AM); Dave Johnson, Glen Consor

2022-23 RESULTS

10/31/22 A W	118-111
11/2/22 H L.....	111-121
12/27/22 A L.....	111-116
3/12/23 H W	112-93

ALL-TIME SERIES RESULTS

Overall	189-125
Home	102-40
Away	73-83
Neutral	14-4

PLAYOFFS

Overall	17-12
Home	11-4
Away.....	6-8

ALL-TIME SERIES INFORMATION

76ers Largest Margin of Victory.....39, 11/12/76
76ers Most Pts. Scored.....149, 2x last 2/24/67
76ers Fewest Pts. Scored.....75, 2/9/74

Wizards Largest Margin of Victory.....32, 1/24/88
Wizards Most Pts. Scored.....143, 3/14/65
Wizards Fewest Pts. Scored



WASHINGTON WIZARDS

ALL-TIME MEETINGS

DATE	PHI	OPP	DATE	PHI	OPP	DATE	PHI	OPP	DATE	PHI	OPP	DATE	PHI	OPP	
10/21/61	H	W 123	103	2/3/68	A	W 133	121	3/20/80	A	L 113	119*	3/23/91	A	L 99	102
12/2/61	H	W 132	118	3/20/68	H	W 122	115	10/11/80	H	W 126	120**	4/12/91	H	L 85	95
1/2/62	H	W 120	102	3/20/68	A	W 132	119	10/18/80	H	W 117	101**	11/5/91	A	W 107	106
1/6/62	H	W 120	102	10/19/68	A	W 124	121	12/12/80	H	W 95	79	1/18/92	A	W 105	101
1/18/62	N	W 118	111	11/22/68	H	W 121	110	1/22/81	A	W 128	116	1/20/92	H	W 99	91
1/27/62	A	W 107	102	12/26/68	H	W 125	120	2/13/81	H	L 102	104	2/29/92	A	W 101	92
2/6/62	N	W 121	126	1/4/69	A	L 112	117	2/19/81	A	L 108	129	4/18/92	H	W 111	104
2/15/62	A	L 121	126	1/31/69	A	L 105	108	11/3/81	A	W 112	99	1/8/93	A	W 119	117
2/16/62	N	W 132	106	3/22/69	A	W 116	108	1/6/82	H	W 126	112	1/29/93	H	W 92	86
2/17/62	N	W 136	127	10/29/69	H	L 130	105	1/12/82	A	W 95	92	3/17/93	H	L 89	94
2/20/62	H	W 130	112	11/5/69	H	L 130	139	2/3/82	H	W 122	96	4/17/93	A	W 98	90
11/18/62	N	W 110	107	12/25/69	A	L 113	121	3/17/82	A	W 102	93	11/5/93	H	W 94	82
11/29/62	N	W 112	85	1/23/70	H	W 133	118	4/16/82	H	W 100	96	11/12/93	A	L 93	105
12/7/62	N	W 149	129	1/24/70	A	L 111	112	11/14/82	H	W 102	93	2/4/94	H	L 95	102
1/6/63	H	W 114	102	3/17/70	H	W 104	99	12/18/82	A	L 97	100	3/1/94	H	L 103	109
1/23/63	A	L 94	104	3/18/70	A	W 119	113	1/7/83	A	W 106	89	3/13/94	A	W 114	97
1/14/63	H	W 136	117	10/30/70	H	L 110	123	3/12/83	A	W 95	86	11/9/94	H	W 98	97
2/19/63	N	W 118	110	11/11/70	A	W 119	107	3/13/83	H	W 95	93	1/20/95	A	L 98	102
2/21/63	A	91	108	11/30/70	H	W 104	98	4/1/83	H	L 76	95	2/9/95	H	W 98	98
3/12/63	A	W 130	106	2/4/71	N	L 103	112	10/28/83	H	W 117	114	2/28/95	A	W 106	102
10/30/63	A	W 110	106	3/20/71	H	L 112	124	12/3/83	A	L 98	103	4/12/95	A	90	106
11/9/63	A	100	116	3/21/71	H	L 105	108	1/11/84	H	L 91	99	11/3/95	H	W 105	103
11/26/63	H	W 115	113	11/13/71	A	L 105	111	1/21/84	A	L 91	94	11/15/95	A	L 95	127
1/4/64	A	W 123	113	12/25/71	H	114	117	3/22/84	H	W 106	101	1/10/96	H	L 93	98
1/21/64	N	L 121	124	2/19/72	H	L 105	121	3/28/84	H	W 109	103	3/30/96	A	L 105	107
1/22/64	H	L 116	124	2/21/72	A	L 102	102	11/20/84	H	L 105	120	11/22/96	A	L 76	88
1/26/64	H	L 115	121	12/12/72	A	L 102	123	11/27/84	A	W 93	89	3/4/97	H	L 106	107
2/12/64	A	W 135	122	1/19/73	N	L 94	110	1/13/85	H	W 115	114	3/9/97	H	W 99	93
2/19/64	H	W 130	122	1/21/73	A	L 97	108	2/6/85	H	W 116	107	1/20/14	A	L 97	104
3/14/64	N	W 128	122	2/28/73	H	W 102	95	3/27/85	H	W 115	97	4/14/97	H	L 110	131
3/14/64	N	W 128	122	3/17/73	H	L 115	120	4/12/85	A	L 106	118	11/19/97	H	W 97	86
10/22/64	H	L 135	138*	3/17/73	H	L 115	120	11/16/85	A	L 97	118	3/8/98	H	L 91	100
11/11/64	N	W 123	114	3/18/73	A	L 118	129	11/16/85	A	L 97	118	3/11/98	H	W 88	86
12/5/64	N	W 125	108	10/28/73	A	L 99	119	12/4/85	H	W 115	110	4/1/98	A	W 112	91
12/8/64	N	W 102	97	11/3/73	H	L 84	112	2/21/86	H	W 97	87*	3/1/99	A	W 104	91
12/16/64	A	L 120	140	2/9/74	A	L 75	108	3/21/86	A	W 112	105	3/7/99	H	L 95	103*
1/14/65	H	L 126	138	2/10/74	H	W 95	94	3/24/86	A	L 93	100	4/11/99	A	L 98	105
2/21/65	N	W 107	106	3/6/74	H	W 112	99	4/13/86	A	L 97	98	11/6/99	A	W 95	73
2/22/65	N	W 122	112	3/12/74	A	L 101	112	12/25/86	H	L 97	102	11/24/99	H	L 93	101
3/14/65	A	L 126	143	12/21/74	A	L 101	117	1/10/87	A	L 111	117	3/2/00	A	W 87	84
3/21/65	H	W 127	105	1/17/75	H	L 92	103	3/6/87	H	L 105	106	4/12/00	H	W 93	84
10/16/65	A	W 133	101	3/8/75	H	L 92	113	4/13/87	H	W 123	113	11/29/00	H	W 93	87
11/19/65	H	L 124	134	3/9/75	A	W 113	100	3/6/87	H	W 123	105	12/13/00	A	W 102	82
11/30/65	N	L 112	117	11/15/75	H	W 110	109***	4/19/87	A	W 108	102	1/12/01	H	W 86	82
12/8/65	A	L 127	129	1/3/76	A	L 104	119	1/20/88	H	L 98	110	3/2/01	H	W 107	102
1/6/66	N	W 133	127	1/17/76	A	L 103	105	1/24/88	A	L 99	131	11/3/01	A	L 76	90
1/18/66	H	W 128	117	3/2/76	A	L 111	128	1/25/88	H	W 117	118*	11/28/01	H	L 87	94
2/23/66	A	W 114	98	4/2/76	H	W 96	94	3/13/88	H	W 104	96	1/22/02	A	L 77	90
2/26/66	N	W 114	98	11/12/76	H	W 143	104	3/19/88	A	W 94	89	4/10/02	A	L 77	90
3/20/66	A	W 108	104	3/27/76	H	W 114	109	4/13/88	H	W 98	97*	4/12/02	H	W 100	91
10/22/66	A	W 141	112	4/9/77	H	W 125	93	11/22/88	A	W 130	103	11/17/02	H	W 100	84
10/25/66	H	W 130	110	4/10/77	A	L 121	131	12/25/88	H	W 125	110	11/30/02	A	W 95	94
11/25/66	A	W 129	115	11/12/77	A	L 98	116	1/21/89	H	W 105	107	1/18/03	A	W 88	80
12/3/66	A	W 137	120	12/30/77	H	W 126	119	2/1/89	A	L 114	123	4/16/03	H	W 107	87
1/6/67	H	W 121	115*	4/8/78	H	W 131	114	3/18/89	A	L 114	110	11/11/03	A	W 112	105
2/11/67	A	L 133	139*	4/9/78	H	L 113	123	4/23/89	H	W 115	106	1/10/04	A	L 87	94
2/24/67	N	W 144	118	10/18/78	H	L 111	121	11/24/89	H	W 121	108	2/11/04	H	L 113	88
3/19/67	A	W 132	129	11/10/78	A	W 121	122	12/1/89	A	L 90	107	4/9/04	H	L 80	83
11/1/67	H	W 136	111	2/11/79	H	W 107	99	12/20/89	H	W 118	111	11/26/04	H	W 116	114*
12/2/67	H	W 130	121	3/27/79	A	W 100	97	1/13/90	A	W 120	101	1/26/05	A	L 107	117
12/9/67	A	W 123	109	10/12/79	A	W 93	92	3/27/90	H	W 125	101	4/9/05	A	W 112	106
12/25/67	A	W 108	105	11/28/79	H	W 122	102	1/24/90	A	W 114	112*	1/16/06	A	L 76	104
1/12/68	H	W 133	116	12/25/79	A	W 95	92	11/16/90	H	W 115	102*	2/12/06	A	L 97	107
				1/11/80	H	W 119	106	12/26/90	A	W 106	105*	3/3/06	H	W 119	113
				3/12/80	H	W 105	98	2/6/91	H	W 108	100	4/10/06	H	W 105	97

* overtime
 ** double-overtime
 *** triple-overtime





HISTORY

HISTORICAL LOOK AT THE 76ERS

1940

Nov. 14, 1946: Danny Biasone (pictured to the left), the owner and founder of the Syracuse Nationals, sent a check for \$5,000 to the offices of the National Basketball League (NBL), thus creating the Syracuse Nationals franchise. Benny Borgmann was hired to coach the team. In the first professional game in Syracuse, N.Y., the Nationals defeated the Bears of Youngstown, Ohio, 67-64.



Nov. 3, 1949: The Nationals defeated Denver on Nov. 3, 1949, in the first NBA game in Syracuse, N.Y. The Nationals joined the NBA in 1949 when six teams from the Midwest-based National Basketball League joined the Basketball Association of America to form the 17-team National Basketball Association. The Nats posted a 51-13 record in their first season in the NBA under the direction of head coach Al Cervi.

Nov. 24, 1949: The Nationals defeated the Anderson Packers, 125-123, in five overtimes at Syracuse, N.Y. The game stands as the longest game in franchise history and the second longest game in NBA history.



1950

April 23, 1950: The Nationals lost to a George Mikan-led Minneapolis Lakers in Game 6 of the NBA Finals.

April 12, 1954: The Nationals, again returning to the finals, lost Game 7, and the series to the Minneapolis Lakers.

1954-55: Marked the first season the 24-second shot clock was implemented in the NBA. Nationals owner Danny Biasone and general manager Leo Ferris conceived the shot clock concept.

April 10, 1955: The Nationals defeated the Fort Wayne Pistons, 92-91, in Game 7 of the NBA Finals, capturing the franchise's first NBA Championship. The Nationals overcame a 17-point deficit.

Feb. 1, 1959: Dolph Schayes recorded the first 50-point game in franchise history when he scored a career-high 50 points (18-34 FG, 14-17 FT) in a 139-137 overtime loss to the Boston Celtics.

1960

Dec. 25, 1960: Demolishing the New York Knicks 162-100, the Sixers achieve their largest margin of victory in franchise history.

March 18, 1961: The Nationals, in a series against their future home and future star, defeat the Philadelphia Warriors and Wilt Chamberlain 106-103, completing a three game sweep in the 1960-61 Division Semifinals. The Nats would go on to lose in the Division Finals to Boston, four games to one.

Spring 1963: Ike Richman and Irv Kosloff purchased the

Syracuse Nationals from Danny Biasone. The franchise relocated from Syracuse, N.Y. to Philadelphia (May 22, 1963) The Nationals marked the return of professional basketball to Philadelphia after the Philadelphia Warriors franchise relocated to California at the conclusion of the 1961-62 season.

Aug. 6, 1963: The Nationals officially change their name to the Philadelphia 76ers. The name was chosen by Walter Stahlberg, of West Collingswood, N.J., who won a contest to name the club.

March 29, 1964: The Sixers finish their first season with a loss in the playoffs to Cincinnati. The season included many other firsts. Dolph Schayes was named to Sixers first coach and guard Hal Greer became the first Sixers All-Star.



Jan. 15, 1965: Halfway through the 1964-65 season the 76ers traded Paul Neumann, Connie Dierking, Lee Shaffer, and cash to the Warriors for Wilt Chamberlain. The trade was the start of something very good for Philadelphia's second NBA team. The 76ers finished the 1964-65 season at 40-40, good enough for third place in the division behind Cincinnati and Boston.

March 1966: Becoming the first Sixer to lead the NBA in scoring and rebounding, Wilt Chamberlain leads the Sixers to their first Eastern Division title.



Nov. 5, 1966: With a loss to Boston (105-87) the Sixers ended their longest win streak (spanning two seasons) in franchise history at 18 games.

April 24, 1967: After finishing the regular season with an astounding 68-13 record (a franchise record) and crushing Boston's hopes for a ninth straight title, the 76ers defeated San Francisco 125-122 in Game 6 of the NBA Finals, winning the franchise's second NBA Championship. During the NBA's 35th Anniversary in 1980, this team was voted the best in NBA history.

Oct. 18, 1967: Moving from the Philadelphia Civic Center, the Sixers play their first game in the Spectrum in front of 9,106 fans. The Sixers would finish the 1967-68 season with their third straight Eastern Division title.

Dec. 16, 1967: Wilt Chamberlain scores a franchise record, 68 points in a 143-123 win at Chicago.



Feb. 2, 1968: In a game against the Detroit Pistons, Wilt Chamberlain posts 22 pts., 25 rebs, and 21 asts, completing the only double triple-double in NBA history.

July 9, 1968: Wilt Chamberlain was traded to Los Angeles for Jerry Chambers, Archie Clark, and Darrall Imhoff.

HISTORICAL LOOK AT THE 76ERS

1970

May 1976: Fitz Dixon purchased the 76ers from Irv Kosloff.

Oct. 21, 1976: Julius Erving was purchased from the New York Nets. Erving went on to score 18,364 points and block a franchise record 1,293 shots in 11 seasons with the Sixers.

Nov. 19, 1976: Sixers retire Hal Greer's jersey No. 15. Greer played 15 seasons with the franchise, Greer scored a franchise record 21,586 points.



Dec. 17, 1976: Sixers retire Billy Cunningham's jersey No. 32. As a player, Cunningham played nine seasons with the Sixers and was named 1966 NBA Rookie of the Year and was a four-time All-NBA selection.

June 5, 1977: The Sixers fall to Portland, 109-107, in Game 6 of the 1977 NBA Finals. It marked the fifth NBA Finals appearance in franchise history.

Oct. 19, 1977: Coach Billy Cunningham coaches and wins his first game with the Sixers against Detroit (113-96). Cunningham went on to become the winningest coach in Sixers history (454-196, .698).

1980

May 16, 1980: In the first season of the three-point line in the NBA, the Sixers captured the 1980 Eastern Conference Championship, but lost to the L.A. Lakers in the NBA Finals (4-2).

July 1981: Harold Katz buys the 76ers from Fitz Dixon.

June 8, 1982: After defeating the Celtics in Game 7 of the Eastern Conference Finals, the Sixers go on to play the Lakers in the NBA Finals, losing the series in six games.

May 31, 1983: Led by Julius Erving, Moses Malone, and Maurice Cheeks, the 76ers defeat the L.A. Lakers 115-108, capturing the NBA Championship. The Sixers culminated a 65-17 regular season and a 12-1 run through the playoffs, with a sweep of the Lakers in the NBA Finals.

June 1984: Drafted Charles Barkley as the fifth overall pick. Barkley played eight seasons in Philadelphia, scoring 14,184 points in 610 games before being traded to Phoenix (June 17, 1992) for Jeff Hornacek, Andrew Lang and Tim Perry.

March 25, 1986: Sixers retire the microphone of David Zinkoff, the Sixers public address announcer for 22 seasons (1963-85).

Nov. 7, 1986: Sixers retire Bobby Jones jersey No. 24. A member of the 1983 NBA Championship 76ers, Jones played eight of his 10 seasons in the NBA with the Sixers and was named to the NBA All-Defensive First Team in eight consecutive seasons (1977-84).



April 18, 1988: Sixers retire Julius Erving's jersey No. 6. Erving played with the Sixers from 1976-87.

1990

March 18, 1991: Sixers retire Wilt Chamberlain's jersey No. 13. Chamberlain played with the Sixers from 1964-1968.

Dec. 13, 1994: The Sixers post the 2,000th franchise victory over the Miami Heat at the Spectrum.

Feb. 6, 1995: Sixers retire Maurice Cheeks' jersey No. 10. Cheeks played 15 seasons in the NBA, 11 with Philadelphia, and owns the franchise record for career assists (6,212).

April 24, 1996: Comcast-Spectacor purchased the 76ers from Harold Katz.

June 1996: With the first overall pick in the 1996 NBA Draft, the Sixers selected Allen Iverson. In his first season, Iverson set franchise records for rookies in points (1,787), assists (567), field goals (625) and 3-point field goals (155).

Nov. 1, 1996: The Sixers play their first game at the Center, and fall to the Milwaukee Bucks, 111-103.


Oct. 31, 1997: The Sixers unveil their first major logo change since becoming the 76ers in 1963. The logo modernized the old red and blue logo by adding silver, gold, and black.

April 17, 1998: 21,305 fans set the franchise record for home game attendance at the Center as the Sixers play the Chicago Bulls. The Bulls, led by a retiring Michael Jordan won the game 87-80.

2000

March 30, 2001: Sixers retire Charles Barkley's jersey No. 34. Barkley played with the Sixers from 1984-1992.

June 6, 2001: Once again, the Sixers and Lakers meet in the Finals, with L.A. as a heavy favorite. Philly shocked everyone by taking Game 1 in L.A. before losing the series in five. The Sixers became the first team to win four major awards in the same season (MVP: Allen Iverson, Sixth Man of the Year: Aaron McKie, Defensive Player of the Year: Dikembe Mutombo, Coach of the Year: Larry Brown).



May 18, 2005: Allen Iverson is named to All-NBA First Team for the third time in his career, and it is the sixth time he has received All-NBA honors. Iverson won the league's scoring title for the fourth time, joining Wilt Chamberlain (7), Michael Jordan (10) and George Gervin (4) as the only players to accomplish that feat four or more times.

Dec. 19, 2006: Allen Iverson is traded to the Denver Nuggets along with Ivan McFarlin in exchange for Andre Miller, Joe Smith and two first round draft choices.



HISTORY

HISTORICAL LOOK AT THE 76ERS

June 23, 2009: Sixers announce brand relaunch with official logo change.



2010

Sept. 18, 2011: NBA Board of Governors unanimously approves the sale of the Philadelphia 76ers to an investment group led by Joshua Harris and David Blitzer.

May 14, 2013: Sixers name Sam Hinkie President of Basketball Operations and General Manager.

August 14, 2013: Brett Brown is announced as head coach of the Sixers.

Mar. 1, 2014: Sixers retire Allen Iverson's No. 3. Iverson played 12 seasons in Philadelphia and scored the second-most points in franchise history.



May 12, 2015: Sixers introduce an updated brand identity, including a redesigned primary logo and a series of partial and secondary logo variations in addition to new uniforms which were introduced a few weeks later.

Mar. 12, 2016: Sixers retire Dolph Schayes' No. 4. Schayes played 15 NBA seasons, including 14 with the Syracuse Nationals before the team relocated to Philadelphia for the 1963-64 season.

Apr. 10, 2016: Sixers name Bryan Colangelo President of Basketball Operations.

June 23, 2016: With the first overall pick in the 2016 NBA Draft, the Sixers selected Ben Simmons. Simmons was the third Sixer to ever be chosen first overall (Iverson, 1996; Collins 1973).

June 19, 2017: With the first overall pick in the 2017 NBA Draft, the 76ers selected Markelle Fultz. Fultz became the fourth 76er ever to be chosen first overall (Collins (1973), Iverson (1996) and Simmons (2016)).

Feb. 18, 2018: Joel Embiid starts 67th NBA All-Star Game in Los Angeles. First 76er to be named an All-Star game starter since Iverson in 2009-10

June 25, 2018: Simmons named NBA Rookie of the Year joining Iverson (1996-97) and Michael-Carter Williams (2013-14) as the only other 76ers in franchise history to receive the award.

Feb. 8, 2019: Team retires Moses Malone's No. 2. Malone appeared in 357 games over five seasons with the 76ers, averaging 21.0 points, 12.0 rebounds and 1.3 blocks in 33.1

minutes per game and earning All-Star nods in four straight campaigns from 1982-86. He led the team to the 1983 NBA title.

Feb. 17, 2019: Joel Embiid and Ben Simmons play in the 68th NBA All-Star Game in Charlotte, NC, becoming the first 76er teammates selected to an All-Star Game since Hall of Famers Allen Iverson and Dikembe Mutombo were both selected in 2002.

March 12, 2019: Joel Embiid (58) and Ben Simmons (42) were the only teammates in the NBA each with 40 double-doubles. The duo was the first pair of 76er teammates each with 40-plus double-doubles in a season since Charles Barkley and Mike Gminski each did so in 1988-89 and just the sixth pair of teammates in franchise history.

April 10, 2019: With 51 wins in the 2018-19 season and 52 in 2017-18, this marked the first time the 76ers have won 50-plus games in back-to-back seasons since doing so in seven straight from 1979-86.

2020

Feb. 16, 2020: Joel Embiid and Ben Simmons play in the 69th NBA All-Star Game in Chicago, becoming the first 76er teammates to be selected to consecutive All-Star Games since Maurice Cheeks and Charles Barkley in 1987 and 1988.

March 11, 2020: The NBA suspends game play until further notice, due to the coronavirus pandemic.

Aug. 1, 2020: The 76ers resume their 2020-21 season with the first of eight "seeding" games played in Orlando, Florida.

Oct. 3, 2020: Doc Rivers is announced as Head Coach.

Nov. 2, 2020: Daryl Morey is hired as President of Basketball Operations.

2021

Feb. 18, 2021: Joel Embiid is named an Eastern Conference starter for the 2021 NBA All-Star Game. He became the first 76er to be named a starter in at least four straight games since Hall of Famer Allen Iverson started seven straight from 2000-06. Did not play in 2021 NBA All-Star Game due to Covid-19 contact tracing.

Feb. 19, 2021: In his first season as 76ers head coach, Doc Rivers and his staff were named the coaches for Team Durant in the 2021 NBA All-Star Game. Rivers was the first Philadelphia head coach in the All-Star Game since Larry Brown in 2001.

Feb. 23, 2021: Ben Simmons is named an Eastern Conference reserve for the 2021 NBA All-Star Game. It was Simmons' third consecutive All-Star Game selection as he became the 16th 76er ever to earn three All-Star nods. Did not play in 2021 NBA All-Star Game due to Covid-19 contact tracing.

May 14, 2021: With a win over the Orlando Magic, the 76ers clinched the No. 1 seed in the Eastern Conference playoffs for the first time since the 2000-01 season.

June 14, 2021: Ben Simmons was named to the All-Defensive First Team, while teammates Joel Embiid and Matisse Thybulle earned All-Defensive Second Team honors. It was the second time the 76ers have had three players named to All-Defensive teams in the same season after 1982-83 when Hall of Famers Maurice Cheeks, Bobby Jones and Moses Malone all did so.

2022

Jan. 23, 2022: Joel Embiid is named an Eastern Conference starter for the 2022 NBA All-Star Game, marking his fifth consecutive season as an All-Star selection.



HISTORY

HISTORICAL LOOK AT THE 76ERS

March 10, 2022: In his first month as a 76er, James Harden connected on the 2,561st three-point field goal of his 13-year career, moving him to third place on the NBA's all-time list. Harden finished the season with 2,593 career three-pointers.

April 10, 2022: Doc Rivers moved into sole possession for ninth place on the NBA's all-time wins list with his 1,043rd win as a head coach, surpassing Rick Adelman in the season finale.

May 20, 2022: Matisse Thybulle is named to 2021-22 NBA All-Defensive Second Team for the second consecutive season.

May 24, 2022: Joel Embiid is named to the 2021-22 All-NBA Second Team, marking the fourth time in five seasons that Embiid earned All-NBA honors.

Nov. 13, 2022: Joel Embiid scores a career-high 59 points in a win over Utah, the fifth-highest total in 76ers franchise history. Embiid adds 11 rebounds, eight assists and seven blocks to his stat line, becoming the first player to ever post such numbers in a game.

Dec. 23, 2022: James Harden ties the 76ers' single-game record with 21 assists against the LA Clippers. Harden tied Wilt Chamberlain (2/2/68 vs. Detroit) and Maurice Cheeks (10/30/82 vs. New Jersey).

2023

Feb. 2, 2023: Joel Embiid is selected to the 2023 NBA All-Star Game, his sixth All-Star selection in the past six seasons. Embiid becomes one of three players throughout the league to be named an All-Star in each of the past six seasons dating back to 2018.

May 2, 2023: Joel Embiid is named the 2022-23 Kia NBA Most Valuable Player. Embiid is the fifth 76er ever to capture league MVP honors, joining Hall of Famers Wilt Chamberlain, Julius Erving, Allen Iverson, and Moses Malone. The Cameroon native becomes the seventh international player to be named MVP since the award's inception.

May 10, 2023: Joel Embiid is named to the 2022-23 Kia All-NBA First Team. This represents the first career First Team honor for Embiid, and the fifth time he's been selected to an All-NBA team. This First Team honor represents the first by a 76er since Iverson in 2004-05. He is the ninth player in franchise history to be selected to the First Team.

June 1, 2023: Nick Nurse is named the team's head coach. Nurse, the 26th head coach in franchise history, joins Philadelphia after spending five seasons with Toronto (2018-23).

GOVERNORSHIP & GENERAL MANAGERS

OWNERSHIP TIMELINE

- Sept. 18, 2011** Investment group led by Josh Harris and David Blitzer purchased the 76ers from Comcast-Spectacor.
- April 24, 1996** Comcast-Spectacor purchased the 76ers from Harold Katz.
- July 1981** Harold Katz buys the 76ers from Fitz Dixon.
- May 1976** Fitz Dixon purchased the 76ers from Irv Kosloff.
- May 1963** Ike Richman and Irv Kosloff purchased the Syracuse Nationals from Danny Biasone. They moved the team from Syracuse to Philadelphia and changed the name.
- 1946** Danny Biasone, who later invented the NBA's 24-second shot clock, founded the Syracuse Nationals as part of the NBL (National Basketball League). After three seasons in the NBL, the Nationals joined the NBA in 1949.



Danny Biasone




Ike Richman



Fitz Dixon



Harold Katz



Ed Snider
Chairman,
Comcast Spectacor



Josh Harris
Managing Partner

HISTORY OF 76ERS GENERAL MANAGERS

The 76ers didn't have a general manager after the team debuted in Philadelphia in May 1963. Attorney Ike Richman performed some of the duties of the job between 1963 and 1966, but it wasn't until Jack Ramsay was named to the position in 1966-67 that the team had a GM.

GENERAL MANAGER	TENURE	GENERAL MANAGER	TENURE
Leo Ferris	1949-63	[No General Manager]	1997-98
Jack Ramsay	1966-67	Billy King	1998-2007
Don DeJardin	1970-74	Ed Stefanski	2007-2011
Pat Williams	1974-86	[No General Manager]	2011-12
John Nash	1986-90	Tony DiLeo	2012-13
Gene Shue	1990-92	Sam Hinkie	2013-16
Jim Lynam	1992-94	Bryan Colangelo (<i>Pres. Of Bball Operations</i>)	2016-18
John Lucas	1994-96	Elton Brand	2018-Present
Brad Greenburg	1996-97	Daryl Morey (<i>Pres. Of Bball Operations</i>)	2020-Present

CLUB NICKNAME

The late Walter Stahlberg, of West Collingswood, New Jersey, won a contest to name the club in 1963. The choice of the club's nickname was announced on Aug. 6, 1963. There were almost 500 different suggestions among the entries and Stahlberg was one of several who picked the 76ers. However his accompanying 25-word explanation was deemed the best by the judges, and he and his wife received an all-expense trip to the West Coast to see the 76ers play San Francisco.



HISTORY

HEAD COACHES YEARLY BREAKDOWN

ALL-TIME 76ERS HEAD COACHES

COACH	FIRST SEASON	LAST SEASON	NO. OF SEASONS	REGULAR SEASON			PLAYOFFS		
				W	L	PCT	W	L	PCT
Al Cervi ¹	1949-50	1956-57	8	294	201	.594	33	26	.559
Paul Seymour	1956-57	1959-60	4	155	124	.556	9	11	.450
Alex Hannum	1960-61	1962-63	3	127	112	.531	8	10	.444
Dolph Schayes	1963-64	1965-66	3	129	111	.538	9	12	.429
Alex Hannum	1966-67	1967-68	2	130	33	.798	18	10	.643
Jack Ramsay	1968-69	1971-72	4	174	154	.530	5	12	.294
Roy Rubin ²	1972-73	1972-73	1	4	47	.078	—	—	—
Kevin Loughery	1972-73	1972-73	1	5	26	.161	—	—	—
Gene Shue ³	1973-74	1977-78	5	157	177	.470	11	11	.500
Billy Cunningham	1977-78	1984-85	8	454	196	.698	66	39	.629
Matt Guokas ⁴	1985-86	1987-88	3	119	88	.575	8	9	.471
Jim Lynam	1987-88	1991-92	5	194	173	.529	8	13	.381
Doug Moe ⁵	1992-93	1992-93	1	19	37	.339	—	—	—
Fred Carter	1992-93	1993-94	2	32	76	.296	—	—	—
John Lucas	1994-95	1995-96	2	42	122	.256	—	—	—
Johnny Davis	1996-97	1996-97	1	22	60	.268	—	—	—
Larry Brown	1997-98	2002-03	6	255	205	.554	28	30	.483
Randy Ayers ⁶	2003-04	2003-04	1	21	31	.404	—	—	—
Chris Ford	2003-04	2003-04	1	12	18	.400	—	—	—
Jim O'Brien	2004-05	2004-05	1	43	39	.524	1	4	.200
Maurice Cheeks ⁷	2005-06	2008-09	4	122	147	.454	2	4	.333
Tony DiLeo	2008-09	2008-09	1	32	27	.542	2	4	.333
Eddie Jordan	2009-10	2009-10	1	27	55	.329	—	—	—
Doug Collins	2010-11	2012-13	3	110	120	.478	8	10	.444
Brett Brown	2013-14	2019-20	7	221	344	.391	12	14	.462
Doc Rivers	2020-21	2022-23	3	54	82	.653	20	15	.571

¹Cervi started 1956-57 with a 4-8 record before being replaced by Seymour.

²Rubin started the 1972-73 season and had a 4-47 record before being replaced by Loughery.

³Shue started 1977-78 with a 2-4 record before being replaced by Cunningham.

⁴Guokas started 1987-88 with a 20-23 record before being replaced by Lynam.

⁵Moe started 1992-93 with a 19-37 record before being replaced by Carter.

⁶Ayers started 2003-04 with a 21-31 record before being replaced by Ford (interim).

⁷Cheeks started 2008-09 with a 9-14 record before being replaced by DiLeo.



HISTORY

HEAD COACHES YEAR BY YEAR RESULTS

YEAR	HEAD COACH	REGULAR SEASON				PLAYOFFS		
		W	L	PCT.	FINISH	W	L	PCT.
1949-50	Al Cervi	51	13	.797	1st/Eastern	6	5	.545
1950-51	Al Cervi	32	34	.485	4th/Eastern	4	3	.571
1951-52	Al Cervi	40	26	.606	1st/Eastern	3	4	.429
1952-53	Al Cervi	47	24	.662	2nd/Eastern	0	2	.000
1953-54	Al Cervi	42	30	.583	T-2nd/Eastern	9	4	.692
1954-55	Al Cervi	43	29	.597	1st/Eastern	7	4	.636
1955-56	Al Cervi	35	37	.486	3rd/Eastern	4	4	.500
1956-57	Al Cervi	4	8	.333				
	Paul Seymour	34	26	.567	2nd/Eastern	2	3	.400
1957-58	Paul Seymour	41	31	.569	2nd/Eastern	1	2	.333
1958-59	Paul Seymour	35	37	.486	3rd/Eastern	5	4	.556
1959-60	Paul Seymour	45	30	.600	3rd/Eastern	1	2	.333
1960-61	Alex Hannum	38	41	.481	3rd/Eastern	4	4	.500
1961-62	Alex Hannum	41	39	.513	3rd/Eastern	2	3	.400
1962-63	Alex Hannum	48	32	.600	2nd/Eastern	2	3	.400
1963-64	Dolph Schayes	34	46	.425	3rd/Eastern	2	3	.400
1964-65	Dolph Schayes	40	40	.500	3rd/Eastern	6	5	.545
1965-66	Dolph Schayes	55	25	.688	1st/Eastern	1	4	.200
1966-67	Alex Hannum	68	13	.840	1st/Eastern	11	4	.733
1967-68	Alex Hannum	62	20	.756	1st/Eastern	7	6	.538
1968-69	Jack Ramsay	55	27	.671	2nd/Eastern	1	4	.200
1969-70	Jack Ramsay	42	40	.512	4th/Eastern	1	4	.200
1970-71	Jack Ramsay	47	35	.573	2nd/Atlantic	3	4	.429
1971-72	Jack Ramsay	30	52	.366	3rd/Atlantic	---	---	---
1972-73	Roy Rubin	4	47	.078				
	Kevin Loughery	5	26	.161	4th/Atlantic	---	---	---
1973-74	Gene Shue	25	57	.305	4th/Atlantic	---	---	---
1974-75	Gene Shue	34	48	.415	4th/Atlantic	---	---	---
1975-76	Gene Shue	46	36	.561	T-2nd/Atlantic	1	2	.333
1976-77	Gene Shue	50	32	.610	1st/Atlantic	10	9	.526
1977-78	Gene Shue	2	4	.333				
	Billy Cunningham	53	23	.697	1st/Atlantic	6	4	.600
1978-79	Billy Cunningham	47	35	.573	2nd/Atlantic	5	4	.556
1979-80	Billy Cunningham	59	23	.720	2nd/Atlantic	12	6	.667
1980-81	Billy Cunningham	62	20	.756	T-1st/Atlantic	9	7	.563
1981-82	Billy Cunningham	58	24	.707	2nd/Atlantic	12	9	.571
1982-83	Billy Cunningham	65	17	.793	1st/Atlantic	12	1	.923
1983-84	Billy Cunningham	52	30	.634	2nd/Atlantic	2	3	.400
1984-85	Billy Cunningham	58	24	.707	2nd/Atlantic	8	5	.615
1985-86	Matt Guokas	54	28	.659	2nd/Atlantic	6	6	.500
1986-87	Matt Guokas	45	37	.549	2nd/Atlantic	2	3	.400
1987-88	Matt Guokas	20	23	.465				
	Jim Lynam	16	23	.410	4th/Atlantic	---	---	---
1988-89	Jim Lynam	46	36	.561	2nd/Atlantic	0	3	.000
1989-90	Jim Lynam	53	29	.646	1st/Atlantic	4	6	.400
1990-91	Jim Lynam	44	38	.537	2nd/Atlantic	4	4	.500
1991-92	Jim Lynam	35	47	.427	5th/Atlantic	---	---	---
1992-93	Doug Moe	19	37	.339				
	Fred Carter	7	19	.269	6th/Atlantic	---	---	---
1993-94	Fred Carter	25	57	.305	6th/Atlantic	---	---	---
1994-95	John Lucas	24	58	.293	6th/Atlantic	---	---	---
1995-96	John Lucas	18	64	.220	7th/Atlantic	---	---	---
1996-97	Johnny Davis	22	60	.268	6th/Atlantic	---	---	---
1997-98	Larry Brown	31	51	.378	7th/Atlantic	---	---	---
1998-99	Larry Brown	28	22	.560	3rd/Atlantic	3	5	.375
1999-00	Larry Brown	49	33	.598	3rd/Atlantic	5	5	.500
2000-01	Larry Brown	56	26	.683	1st/Atlantic	12	11	.522
2001-02	Larry Brown	43	39	.524	6th/Atlantic	2	3	.400
2002-03	Larry Brown	48	34	.585	4th/Atlantic	6	6	.500
2003-04	Randy Ayers	21	31	.404				
	Chris Ford	12	18	.400	5th/Atlantic	---	---	---
2004-05	Jim O'Brien	43	39	.524	2nd/Atlantic	1	4	.200
2005-06	Maurice Cheeks	38	44	.463	2nd/Atlantic	---	---	---
2006-07	Maurice Cheeks	35	47	.427	3rd/Atlantic	---	---	---
2007-08	Maurice Cheeks	40	42	.488	3rd/Atlantic	2	4	.333
2008-09	Maurice Cheeks	9	14	.391		---	---	---
	Tony DiLeo	32	27	.542	2nd Atlantic	2	4	.333
2009-10	Eddie Jordan	27	55	.329	4th Atlantic	---	---	---



HISTORY

HEAD COACHES YEAR BY YEAR RESULTS

YEAR	HEAD COACH	REGULAR SEASON				PLAYOFFS		
		W	L	PCT.	FINISH	W	L	PCT.
2010-11	Doug Collins	41	41	.500	3rd Atlantic	1	4	.200
2011-12	Doug Collins	35	31	.530	3rd Atlantic	7	6	.538
2012-13	Doug Collins	34	48	.415	4th Atlantic	---	---	---
2013-14	Brett Brown	19	63	.232	5th Atlantic	---	---	---
2014-15	Brett Brown	18	64	.220	4th Atlantic	---	---	---
2015-16	Brett Brown	10	72	.122	5th Atlantic	---	---	---
2016-17	Brett Brown	28	54	.341	4th Atlantic	---	---	---
2017-18	Brett Brown	52	30	.634	3rd/Atlantic	5	5	.500
2018-19	Brett Brown	51	31	.622	2nd/Atlantic	7	5	.583
2019-20	Brett Brown	43	30	.589	3rd/Atlantic	0	4	.000
2020-21	Doc Rivers	49	23	.681	1st/Atlantic	7	5	.583
2021-22	Doc Rivers	51	31	.622	2nd/Atlantic	6	6	.500
2022-23	Doc Rivers	54	28	.659	2nd/Atlantic	7	4	.636
TOTALS		3054	2805	.521		248	234	.515

COACHING LEADERS

BY GAMES

Coach	Games
Billy Cunningham	650
Al Cervi	495
Brett Brown	492
Larry Brown	460
Alex Hannum	402
Jim Lynam	367
Gene Shue	334
Jack Ramsay	328
Paul Seymour	279
Maurice Cheeks	269

BY WINS

Coach	Wins
Billy Cunningham	454
Al Cervi	294
Alex Hannum	257
Larry Brown	255
Brett Brown	221
Jim Lynam	194
Jack Ramsay	174
Gene Shue	157
Paul Seymour	155
Doc Rivers	154


BY WINNING PERCENTAGE

Coach	Pct.
Billy Cunningham	.698
Doc Rivers	.653
Alex Hannum	.639
Al Cervi	.594
Matt Guokas	.575
Paul Seymour	.556
Larry Brown	.554
Tony DiLeo	.542
Dolph Schayes	.538
Jack Ramsay	.530

76ERS UNIFORM HISTORY



2009-2014



1997-2009



1994-1997



1991-1994



1978-1991

2017-PRESENT: 2017 brought on an updated look for the Philadelphia 76ers, with the unveiling of the team's new Icon Edition (Blue), Association Edition (White), Statement Edition (Red) uniforms. The new Icon and Association uniforms introduced a hard-red drop-shadow behind the iconic "PHILA" lettering and player numbers. The new designs also include the words "Brotherly Love" embroidered in gold on the bottom of each jersey, drawing inspiration from the Greek translation for "Philadelphia." The Statement uniform displays "Sixers" in cursive across the uniform's chest plate. The cursive writing serves as a salute to the signing of the Declaration of Independence.

2015-2017: On June 18, 2015, the Sixers revealed new home (white), road (blue) and alternate (red) uniforms which were designed using elements from different eras in franchise history. "PHILA" is emblazoned across the chest of the home and road jerseys as a homage to the 1966-67 Championship team. The alternate red jersey has "SIXERS" sprawled across the front, to honor the 1982-83 Championship team. All three uniforms are decorated with a column of stars down each side in the fashion of the 1976-77 uniforms. Each jersey also has the phrase "PHILA TOUGH" sewn into the waist-level hem, visible only to the players prior to being tucked in.

2009-2015: Prior to the 2009-10 season, the Sixers re-designed their uniform to feature the team's new primary "76ers basketball" logo with the red, white and blue color scheme. Trimmed in blue and red, the team will wear white uniforms with blue lettering and red numbers at home. On the road, the team will wear red uniforms, trimmed with blue and white, that feature white lettering and numbers. In the summer of 2010, the uniforms underwent some minor revisions, including blue piping added around the neck and shoulders among other aesthetic details. The Sixers also debuted an alternate blue uniform in the 2012-13 season opener.

2007-2009: Both the Sixers home and road jerseys underwent a bit of a facelift in the summer of 2007. Influenced by the secondary red road uniform, which was introduced the previous season, the home and road designs featured a refined red taping stretching from the jersey to the shorts. The material itself was also completely overhauled, as the new fabric was Adidas clima-cool flatback mesh on the front with open-holed metallic stretchchair fabrication on the back and in key venting zones through the front of the shoulders.

2007-2009: During the 2006-07 season, the 76ers unveiled a new second road uniform with red as the predominant color accented by the team's other official colors of white, blue, black, silver and gold. Produced by Adidas, the jerseys featured a new "PHILA" wordmark across the front in a design similar



Present Home Uniform

to the team's primary logo, as well as blue and white striping around the V-neck. The red shorts are adorned with the Sixers secondary logo above a blue accent on the side of the left leg.

1999-2006: Philadelphia added a new second road uniform during the 1999-00 season. The blue jersey sports a stylish new cut that's full of tradition from the great Sixers teams of the 1960's and 1970's. Trimmed in red and black, the jersey featured the "SIXERS" wordmark on the front with white numbers trimmed in red.

1997-2007: Prior to the 1997-98 season, the Sixers unveiled a completely new look including the first major logo change since becoming the Philadelphia 76ers in August of 1963. In keeping with the traditional red and blue, the logo was "modernized" by adding silver, gold and black. For the first time in franchise history, the Sixers wore black uniforms on the road. Trimmed in red and gold, the jersey that features the word "SIXERS" on the front with white numbers trimmed in red on the back. At home, a white jersey features black numbers trimmed in red.

1994-1997: This uniform was actually a throwback to the classic Sixers look. Designed by Lucy Loeb, the front featured

76ERS UNIFORM HISTORY



1977-1978



1976-1977



1971-1976



1966-1970



1965-1966

"SIXERS" in a more ornate block lettering. This garb was white with red and blue trim at home and red with white and blue trim on the road.

1991-94: The Sixers uniform was redesigned by Champion Products and was a departure from the classic Sixers uniform. The design featured multicolored stars against a royal blue field that curved up from shorts to the jersey. The background of the away uniform remained red.

1978-91: The NBA begins to regulate uniform changes more closely. A rule is installed by the league requiring teams to use an exclusive outfitter and alert the NBA one year in advance of a design change. This uniform becomes the Sixers' hallmark, with the numeral surrounded by stars on the shorts. The road color returned to red. The uniforms

were manufactured first by Wilson, then by Sand Knit. The 76ers played more games in this uniform (1,066) than any other in the history of the franchise.

1977-1978: The lettering on the jersey was readjusted, with home uniforms lettered in blue and outlined in white and red, while away uniforms were royal blue with white lettering in red trim.

1976-1977: Another one-shot uniform surfaced, this time with a theme. In honor of the Bicentennial, the team turned to the cursive lettering and trim numerals of the 1970-71 season. The new uniforms were designed by Pat Williams, Al Domenico, Billy Cunningham and Sonder Levitt Advertising.

1971-76: SonderLevitt Advertising designed a uniform that had a much longer lifespan than its predecessor. With the new art deco-like lettering, the uniforms retained the star-inset blue side stripe, a graphic element that remained a feature through the 70's. Away uniforms were royal blue with white side stripes and stars.

1970-71: With its red-in-blue and cursive lettering, the Sixers next official home uniform (the old red garb was retained for away games), did not please Sixers suppliers. Midseason trades meant impossible turnaround times for these custom-sewn, flowing script uniforms. In the middle of the season a switch is made and "Seventy Sixers", in script, replaces "PHILA" on the front of the uniform.

1966-70: The Sixers went to the straightforward look during their first championship run. Simple block letters with the traditional "PHILA" on the front replaced the star-spangled banner look. Road uniforms became red with blue lettering and white trim.

1965-66: A two-tone uniform with a high waistband and long, baggy trunks was introduced. The players considered it flashy and uncomfortable to play in and it was abandoned after one

season.

1963-65: The Sixers opened their run in Philadelphia with a Betsy Ross-inspired uniform (below). Adorned with a circle of stars on both the shorts and the back of the jersey surrounding the player's number, the stars quickly became a hallmark of the Sixers uniforms. The road uniform was dark blue with red lettering and numbers. Midway through the '64-65 season, the style of the letters and numbers was changed.





HISTORY

UNIFORM NUMBERS SINCE 1963-64

0		
Orlando Woolridge.....	93-94	
Alvin Jones.....	01-02	
Amal McCaskill.....	03-04	
Jeremy Pargo.....	12-13	
Darius Johnson-Odom.....	13-14	
Brandon Davies*.....	14-15	
Isaiah Canaan.....	14-16	
Jerryd Bayless.....	16-18	
Justin Patton.....	18-19	
Josh Richardson.....	19-20	
Tyrese Maxey.....	20-23	
00		
Eric Montross.....	97-98	
Benoit Benjamin.....	97-99	
Spencer Hawes.....	10-14	
Jacob Pullen.....	17-18	
Corey Brewer.....	18-19	
Willie Cauley-Stein.....	21-22	
1		
Wes Matthews.....	83-84	
Scott Brooks.....	88-90	
B.J. (Brandon Joe) Tyler.....	94-95	
Tim Thomas.....	97-99	
Samuel Dalembert.....	01-10	
Nick Young.....	12-13	
Michael Carter-Williams.....	13-15	
JaVale McGee.....	14-15	
Glenn Robinson III*.....	14-15	
Tony Wroten*.....	15-15	
Ish Smith.....	15-16	
T.J. McConnell*.....	16-17	
Justin Anderson*.....	17-18	
Landry Shamet*.....	18-19	
Mike Scott.....	18-21	
James Harden.....	22-23	
Andre Drummond.....	21-22	
2		
Moses Malone.....	82-86, 93-94	
3		
Fred Carter.....	71-77	
Bernard Toone.....	79-80	
Russ Schoenoz.....	82-83	
Sedale Threatt.....	83-87	
David Henderson.....	87-89	
Tony Harris.....	90-91	
Greg Grant.....	91-93	
Dana Barros.....	93-95	
Greg Grant.....	95-96	
Allen Iverson.....	96-07; 09-10	
4		
Dolph Schayes.....	63-64	
Marlon Redmond.....	78-79	
Clint Richardson.....	79-85	
Cliff Robinson.....	86-89	
Andre Turner.....	90-91	
Sharone Wright.....	94-96	
Michael Cage.....	96-97	
Rick Mahorn*.....	98-99	
Pepe Sanchez.....	00-01	
Keith Van Horn.....	02-03	
Andre Iguodala*.....	04-05	
Chris Webber.....	04-07	
Kareem Rush.....	08-09	
Tony Battie.....	10-12	
Dorell Wright.....	12-13	
Nerlens Noel.....	13-17	
5		
Paul Neumann.....	63-65	
Torn Van Arsdale.....	72-75	
Corey Gaines*.....	94-95	
Elmer Bennett.....	95-96	
Scott Skiles.....	95-96	
Kevin Ollie.....	99-00; 00-01	
Vonteeo Cummings.....	01-02	
Monty Williams.....	02-03	
Kedrick Brown.....	04-05	
Michael Bradley*.....	05-06	
Andres Nocioni.....	10-12	
Arnett Moultrie.....	12-14	
Ish Smith.....	14-15	
Ronald Roberts.....	14-15	
Kendall Marshall.....	15-16	
Alex Poythress.....	16-17	
Chasson Randle.....	16-17	
Amir Johnson.....	17-19	
Zhaire Smith*.....	19-20	
Mason Jones.....	20-21	
Myles Powell.....	21-22	
Montrezl Harrell.....	22-23	
6		
Perry Warbington.....	74-75	
Julius Erving.....	76-87	
7		
Toby Kimball.....	73-74	
Mitchell Anderson.....	82-83	
Lanard Copeland.....	90-91	
Sean Green.....	93-94	
Richard Dumas.....	95-96	
Mark Davis.....	96-98	
Toni Kukoc.....	99-01	
Roshown McLeod.....	00-01	
Ira Bowman*.....	01-02	
John Salmons.....	02-06	
Andre Miller.....	06-09	
Primoz Brezec.....	09-10	
Sam Young.....	11-12	
Royal Ivey*.....	12-13	
Darius Morris.....	13-14	
Lorenzo Brown.....	13-14	
Darius Thomas.....	13-14	
Larry Drew II.....	14-15	
Carl Landry.....	15-16	
Ersan Ilyasova.....	16-17	
Timothé Luwawu-Cabarrot*.....	17-18	
Haywood Highsmith.....	18-19	
Isaiah Joe.....	20-22	
Jalen McDaniels.....	22-23	
8		
Marc Iavaroni.....	82-85	
Michael Young.....	85-86	
Pete Myers.....	88-89	
Corey Gaines*.....	89-90	
Mario Elie.....	90-91	
Alfonso Ford.....	94-95	
Trevor Ruffin.....	95-96	
Aaron McKie.....	97-05	
Joe Smith.....	06-07	
Donyell Marshall.....	08-09	
Francisco Elson*.....	09-10	
Nik Vucevic.....	11-12	
Damien Wilkins.....	12-13	
Tony Wroten.....	13-15	
Jahlil Okafor.....	15-17	
James Young.....	17-18	
Zhaire Smith*.....	18-19	
Paul Millsap.....	21-22	
Tyler Johnson.....	21-22	
De'Anthony Melton.....	22-23	
9		
Lionel Hollins.....	79-82	
Perry Moss.....	85-86	
Willie Burton.....	94-95	
Sean Higgins.....	95-96	
Doug Overton*.....	96-97	
Joe Smith.....	97-98	
George Lynch.....	98-01	
Derrick McKey.....	01-02	
Mark Bryant.....	02-03	
Kenny Thomas.....	02-05	
Andre Iguodala*.....	05-12	
James Anderson.....	13-14	
JaKarr Sampson.....	14-16	
Sonny Weems.....	16-16	
Daric Saric.....	16-18	
Kyle O'Quinn.....	19-20	
Rayjon Tucker.....	20-21	
DeAndre Jordan.....	21-22	
Saben Lee.....	22-23	
Mac McClung.....	22-23	
10		
John Kerr.....	63-65	
Don Smith.....	74-75	
Mike Dunleavy.....	76-78	
Maurice Cheeks.....	78-89	
11		
Fred Crawford.....	70-71	
Fred Boyd.....	72-76	
Caldwell Jones.....	76-82	
Leo Rautins.....	83-84	
Voise Winters.....	85-86	
Bob McAdoo.....	85-86	
Jim Lampley.....	86-87	
Jim Rowinski.....	88-89	
Manute Bol.....	90-94	
Kevin Pritchard.....	94-95	
Vernon Maxwell.....	95-96; '00	
Doug Overton*.....	97-99	
Ira Bowman*.....	99-00	
Raja Bell.....	01-02	
Todd MacCulloch*.....	02-04	
Bobby Jones.....	06-07	
Gordan Giricek.....	07-08	
Jrue Holiday.....	09-13	
Eric Maynor.....	13-14	
Malcolm Thomas.....	14-15	
Malcolm Lee.....	14-15	
Nik Stauskas.....	15-17	
Demetrius Jackson.....	16-18	
James Ennis III.....	18-20	



HISTORY

UNIFORM NUMBERS SINCE 1963-64

Tony Bradley	20-21
Gary Clark	20-21
Jaden Springer	21-23

12

Bob Weiss	65-67
Jim Reid	67-68
John Green	67-69
Jim Washington	69-72
Ted McClain	77-78
George Johnson	84-85
Clarence Carter	85-86
Lloyd (World) Free*	86-87
Gerald Henderson	87-89
Johnny Dawkins	89-94
Anthony Parker	97-99
Bruce Bowen	99-00
Speedy Claxton	00-02
Kenny Satterfield	02-03
Kevin Ollie*	04-08
Royal Ivey*	08-10
Evan Turner	10-14
James Nunnally	13-14
Luc Mbah a Moute	14-15
T.J. McConnell*	15-19
Gerald Henderson	16-17
Tobias Harris*	19-23

13

Wilt Chamberlain	64-68
David Wohl	71-72

14

Ben Warley	63-66
Matt Goukas	66-71
Dexter Shouse	89-90
Larry Cannon	73-74
Henry Bibby	76-80
Franklin Edwards	81-84
Steve Colter	86-88
Dexter Shouse	89-90
Ricky Green	90-91
Jeff Hornacek	92-94
Jeff Grayer	94-95
Mark Hendrickson	96-97
Nazr Mohammed	98-01
Efthymios Rentzias	02-03
Corliss Williamson	04-05
Jason Smith	07-10
Justin Holiday	12-13
Shelvin Mack	12-13
K.J. McDaniels	14-15
Sergio Rodriguez	16-17
James Michael McAdoo	17-18
Jonathan Simmons	18-19
Norvel Pelle	19-20
Danny Green	20-22
Dewayne Dedmon	22-23

15

Hal Greer	63-73
-----------	-------	-------

16

George Wilson	68-70
Bailey Howell	70-71
Marrreese Speights	08-11
Francisco Elson*	11-12

Chris Johnson	14-15
Charlie Brown Jr.	21-22

17

Albert King	87-88
Charles Shackelford	91-93
Casper Ware	13-14
JJ Redick	17-19
Vince Poirier	20-21
Ignas Brazdzeikis	20-21
Braxton Key	21-22
P.J. Tucker	22-23

18

Darrell Imhoff	68-70
Ollie Johnson	80-82
Derek Smith	88-90
Maalik Wayns	12-13
Marco Belinelli	17-18
Shake Milton	18-23

19

Raja Bell*	00-01
Furkan Aldemir	14-15
Raul Neto	19-20

20

Dave Gambee	63-67
Ron Filippek	67-68
Craig Raymond	68-69
Fred Hetzel	69-70
Dennis Awtrey	70-73
Doug Collins	73-81
Leon Wood	84-86
Danny Vranes	86-88
Ron Anderson	88-93
Michael Curry	93-94
Greg Graham	93-96
Greg Sutton	95-96
Frank King	96-97
Marko Milic	97-98
Eric Snow	97-04
Louis Amundson	06-08
Jodie Meeks	09-12
Brandon Davies*	13-14
Tim Frazier	14-15
Timothé Luwawu-Cabarrot	16-17
Markelle Fultz	17-19
Alec Burks	19-20
Georges Niang	21-23

21

Larry Costello	63-65, 66-68
Archie Clark	68-71
Lloyd (World) Free*	75-78
Kenny Payne	89-93
Derrick Alston	94-96
Joe Courtney	96-97
Larry Hughes	98-00
Matt Harpring	01-02
Greg Buckner	02-04
Matt Barnes	05-06
Thaddeus Young	07-14
Joel Embiid	14-23

22

Jerry Greenspan	63-65
Lee Shaffer	63-64

Larry Jones	64-65
Jesse Branson	65-66
Kevin Loughery	71-73
Larry Jones	73-74
Coniel Norman	74-76
Eric Money	78-80
Andrew Toney	80-88
Jim Farmer	90-91
Jim Jackson	97-98
Brian Shaw	97-98
Antonio Daniels	10-11
Richaun Holmes	15-18
Wilson Chandler	18-19
Matisse Thybulle	19-23

23

Hubie White	63-64
Steve Courtin	64-65
Bill Bridges	71-73
Joe Bryant	75-79
Charles Jones	83-84
Bruce Kuczewski	83-84
Terry Catledge	85-86
Roy Hinson	86-88
Bob Thornton	87-91
Mitchell Wiggins	91-92
Tim Perry	92-96
Rex Walters	95-98
Rodney Buford	00-01
Tim James	01-02
Josh Davis	04-05
Louis Williams	05-12
Jason Richardson	12-15
Justin Anderson	16-17
Ersan Ilyasova*	17-18
Landry Shamet*	18-19
Jimmy Butler	18-19
Trey Burke	19-20
Terrance Ferguson	20-21
Charles Bassey	21-22
Louis King	22-23

24

Al Bianchi	63-66
Wali Jones	65-71, 75-76
Jerry Baskerville	75-76
Bobby Jones	78-86

25

Chet Walker	63-69
Dave Scholz	69-70
Fred Foster	70-72
Luther Green	72-73
Leroy Ellis	72-76
Earl Cureton	80-83
Kenny Green	85-87
David Wingate	86-89
Tharon Mayes	91-92
Jeff Malone	93-96
Don MacLean	96-97
Tom Chambers	97-98
Jerald Honeycutt	98-99
Damone Brown	01-02
Marc Jackson	03-05
Rodney Carney	06-08, 09-10
Darius Songaila	10-11
Xavier Silas	11-12



HISTORY

UNIFORM NUMBERS SINCE 1963-64

Elliot Williams.....	13-14	Jim Barnett.....	76-77	Luther Rackley.....	73-74
Ben Simmons.....	16-21	Reggie Johnson.....	82-83	Harvey Catchings.....	74-79
Danuel House Jr.....	22-23	Sam Williams.....	83-85	Mike Bantom.....	81-82
	26	Paul Thompson.....	85-86	Mike Gminski.....	87-91
Connie Dierking.....	63-65, 70-71	Hersey Hawkins.....	88-93	Jerry Stackhouse.....	95-97
Gerry Ward.....	65-66	Darrin Hancock.....	98-99	Zendon Hamilton*.....	03-04
Shaler Halimon.....	68-69	Jumaine Jones.....	99-01	Theo Ratliff*.....	97-01
Cliff Anderson.....	70-71	Willie Green.....	03-10	Shavlik Randolph.....	05-08
Al Henry.....	70-72	Craig Brackins.....	10-12	Elton Brand.....	08-12; 15-16
Manny Leaks.....	72-73	Andrew Bynum.....	12-13	Al Horford.....	19-20
Walt Wesley.....	74-75	Daniel Orton.....	13-14		43
John Tschogl.....	74-75	Robert Covington.....	14-18	Jeff Ruland.....	86-87, 91-92
Kyle Korver.....	03-07	Tobias Harris*.....	18-19	Warren Kidd.....	93-94
Phil Pressey.....	15-16	Dakota Mathias.....	20-21	Jonah Bolden.....	18-20
	27			Anthony Tolliver.....	20-21
Larry Drew II*.....	17-18				44
	28	John Block.....	72-73	Allen Bristow.....	73-75
Billy Melchionni.....	66-68	Don May.....	72-74	Ralph Simpson.....	78-79
Bud Ogden.....	69-71	Clyde Lee.....	74-76	Monti Davis.....	80-81
Rod Freeman.....	73-74	Glenn Mosley.....	77-78	Chris Welp.....	87-89
Andrew Lang.....	92-93	Jim Sparnakel.....	79-80	Rick Mahorn*.....	89-91
	30	Charles Barkley*.....	84-91	Lloyd Daniels.....	94-95
George McGinnis.....	75-78	Terry Cummings.....	97-98	Derrick Coleman.....	95-98, 01-04
Al Skinner.....	78-80			Harvey Grant.....	98-99
Vincent Askew.....	87-88			Alan Henderson.....	06-07
Lewis Lloyd.....	89-90			Paul Reed.....	20-23
Jaren Jackson.....	94-95				45
Trevor Wilson.....	95-96	Art Heyman.....	65-66	Bob Rule.....	71-73
Tony Massenburg.....	95-96	Dave Sorenson.....	72-73	Michael Ansley.....	91-92
Lucious Harris.....	96-97	Armon Gilliam.....	90-93	Eddie Lee Wilkins.....	92-93
Casey Shaw.....	98-99	Clarence Weatherspoon.....	92-98	Eric Leckner.....	93-94
Billy Owens.....	99-00	Art Long.....	02-03	Adrian Caldwell.....	96-97
Stevin Smith.....	06-07	Deng Gai.....	05-06	Steven Hunter.....	05-07
Reggie Evans.....	07-10	Herbert Hill.....	07-08		47
Dewayne Dedmon*.....	13-14	Henry Sims.....	13-15	Andrei Kirilenko.....	14-15
Byron Mullens.....	13-14	Christian Wood.....	15-16	Tiago Splitter.....	16-17
Drew Gordon.....	14-15	Trevor Booker.....	17-18		50
Ronny Turiaf.....	14-15	Marial Shayok.....	19-20	Lenny Chappell.....	63-64
Justin Harper.....	16-17	Michael Foster Jr.....	22-23	Steve Mix.....	73-82
Furkan Korkmaz.....	17-23			Robert Reid.....	90-91
	31			Issac Austin.....	93-94
Mel Counts.....	72-73	Jake Jones.....	71-72	Mark Bradtke.....	96-97
John Q. Trapp.....	72-73	Mike Price.....	72-73	Will Cunningham.....	97-98
Mark McNamara.....	82-83	Shawn Long.....	16-17	Todd MacCulloch*.....	99-01
Steve Hayes.....	84-85			Sam Clancy.....	02-03
Mark McNamara.....	86-88			Theo Ratliff*.....	08-09
Shelton Jones.....	88-89			Lavoy Allen.....	11-14
Jay Vincent.....	89-90			Aaron Henry.....	21-22
Brian Oliver.....	90-92				51
Glenn Robinson.....	03-04	Jerami Grant.....	14-17	Michael Ruffin.....	01-02
Michael Bradley*.....	04-05	Dwight Howard.....	20-21	Boban Marjanovic.....	18-19
Zendon Hamilton*.....	05-06				52
Ivan McFarlin.....	06-07	Tim McCormick.....	86-88	Wilson Washington.....	77-78
Charles Jenkins.....	12-13	Kurt Nimphius.....	89-90	Matt Geiger.....	98-01
Hollis Thompson.....	13-17	Dave Hoppen.....	90-92	Calvin Booth.....	07-08
Mike Muscala.....	18-19	Bill Edwards.....	93-94		53
Seth Curry.....	20-22	Jerome Harmon.....	94-95	Darryl Dawkins.....	75-82
	32	Mike Brown.....	95-96	Stanley Roberts.....	99-00
Billy Cunningham.....	65-72; 74-76	Tyrone Hill.....	98-01; 02-03		54
Charles Barkley*.....	91-92	Corie Blount.....	01-02	Luke Jackson.....	64-72
	33	Jarvis Varnado.....	13-14		
Ken Durrett.....	74-75	Glenn Robinson III*.....	19-20		
		Greg Stokes.....	85-86		
		LaSalle Thompson.....	95-96		
		Kebu Stewart.....	97-98		
		Antonio Lang.....	99-00		
		Jabari Smith.....	01-02		
		Thomas Robinson.....	14-15		
		Jeff Halliburton.....	72-73		



HISTORY

UNIFORM NUMBERS SINCE 1963-64

Dale Schleuter.....	72-73
Ben Coleman.....	87-89
Ed Pinckney.....	95-96
Brian Skinner.....	02-03; 04-05
Rodney Rogers.....	04-05
Lee Nailon.....	05-06
Kwame Brown.....	12-13

55

Jayson Williams.....	90-92
Thomas Jordan.....	92-93
Alaa Abdelnaby.....	94-95
Scott Williams.....	94-99
Dikembe Mutombo.....	01-02
Greg Monroe.....	18-19
Julian Champagne.....	22-23

72

Jason Kapono.....	09-11
-------------------	-------

76

Shawn Bradley.....	93-96
--------------------	-------

88

Alexey Shved.....	14-15
-------------------	-------

**Wore two different numbers*



HISTORY

DRAFT HISTORY

1950

Lou Arko Akron
 Gerry Calabrese St. John's
 Stan Christie USC
 Bob Healey Georgia
 Paul Hickey Denver
 Don Lofgran San Francisco
 Paul Merchant Oklahoma
 Bob Savage Syracuse
 Makc Suprunowicz Michigan
 Glenn Wilkes Mercer

1951

Glen Anderson Colorado A&M
 Bato Govedarica DePaul
 Paul Horvath North Carolina State
 Tom Jockle Syracuse
 Ray Kirkwasser Ithaca
 John McConathy NW Louisiana
 Roy Reardon St. Francis (N.Y.)
 Don Savage LeMoynes
 Bob Wheeler Idaho

1952

Jim Brasco New York University
 Bud Donnelly La Salle
 Jim Kennedy Duquesne
 Bob Luchmueller Louisville
 Ken McBride Maryland State
 Harry Moore West Virginia
 Bob Roche Syracuse

1953

Al Bailey Duquesne
 Garrett Beshear Murray State
 Glen Dille Tulsa
 Joe Hughes Denver
 Bill Hull Utah State
 Bill Jenkins LeMoynes
 Bill Kenville St. Bonaventure
 Dick Knostman Kansas State
 Andy McGowan Manhattan
 Gerald Nappy Georgetown
 James Neal Wofford
 Warren Shockleford Tulsa

1954

Mel Besdin Syracuse
 Jack Davidson UCLA
 Dick Farley Indiana
 Fletcher Johnson Duquesne
 John Kerr Illinois
 Gus Levett Franklin & Marshall
 Don McLane Duquesne
 Norman Pott Wheaton
 Paul Pottenburgh Siena
 Jim Tucker Duquesne

1955

Ed Conlin Fordham
 Mal Duffy St. Bonaventure
 Cliff Dwyer North Carolina State
 Frank Ehmann Northwestern
 Ed Galvin Loyola (La.)
 Stan Glowaski Seattle
 Russ Lawler Stanford
 Jack Sallee Dayton
 Marty Satalino St. John's
 Don Schlundt Indiana
 Ron Tomsic Stanford

1956

Forest Able Western Kentucky
 Willie Bergines West Virginia
 Milt Graham Colgate
 Harvey Halbrook Oregon State
 Joe Holup George Washington
 Bob Hopkins Grambling
 Paul Judson Illinois
 Dick Julio New Bedford State
 Dick Kenyon LeMoynes
 Jim McLaughlin St. Louis
 Jim Ray Toledo
 Jess Roh Idaho State
 Chuck Rolles Cornell
 Chester Webb .. Georgia St. Teachers

** Early draft records are incomplete, so until 1956 players are listed alphabetically.*

Beginning in 1957, the draft is recorded round-by-round. To enable teams to take advantage of the regional popularity of college stars, they were given the option of forfeiting their first-round pick and instead selecting, before the start of the draft, a player from the franchise's immediate geographical area. These "territorial picks," as they were known, are not factored in to the overall selection count of the draft. The territorial option was in effect through 1965.

RD	PICK	PLAYER	FROM
1957			
1	7	George Bon Salle	Illinois
2	15	Jim Morgan	Louisville
3	23	Vince Cohen	Syracuse
4	31	Jerry Mallett	Baylor
5	39	Frank Nimmo	Cincinnati
6	47	Lyndon Lee	Oklahoma City
7	54	Dick Gaines	Seton Hall
8	61	Cebe Prince	Marshall
9	68	Jim Brown	Syracuse
10	74	Jack Nichols	Colgate
12	81	Jim Weeks	New York Tech
1958			
1	6	Connie Dierking	Cincinnati
2	14	Hal Greer	Marshall
3	21	John Nacincik	Maryland
4	29	Tommy Kearns	North Carolina
5	37	Fred Grim	Arkansas
6	45	Jack Mimitz	St. Louis
7	53	Pete Tillotson	Michigan
8	61	Ruel Tucker	Rockhurst (Mo.)
1959			
1	4	Dick Barnett	Tennessee State

RD	PICK	PLAYER	FROM
2	11	Gene Tormohlen	Tennessee
3	19	Jon Cincebox	Syracuse
4	27	Paul Neumann	Stanford
5	35	Roger Taylor	Illinois
6	43	Bob Dalton	California
7	51	Darnell Haney	Navy
1960			
1	5	Lee Shaffer	North Carolina
2	13	Wilbur Trosch	St. Francis (Pa.)
3	21	Joe Roberts	Ohio State
4	29	Carl Cole	Eastern Kentucky
5	37	Jim Mudd	North Texas State
6	45	Herschell Turner	Nebraska
7	53	Bernie Kauffman	Kentucky
8	60	Don Lynch	LeMoynes
9	67	Bernie Findlay	San Diego State
1957			
1	6	Ben Warley	Tennessee State
2	14	Chris Smith	Virginia Tech
3	28	Charles Osborne	Western Kentucky
4	37	Henry Whitney	Iowa State
5	46	Don Jacobson	South Dakota
6	55	Billy Joe Price	New Mexico St.
7	64	Roger Newman	Kentucky



HISTORY

DRAFT HISTORY

RD	PICK	PLAYER	FROM
8	73	Dave Mills	Seattle
9	81	Rex Tippitt	Grambling
10	88	Pete Chudy	Syracuse
11	96	Dick Sammons	LeMoyn

1962

1	4	Len Chappell	Wake Forest
2	12	Chet Walker	Bradley
3	21	Porter Meriwether	Tennessee St.
4	30	Bob McCully	St. Bonaventure
5	39	John Windsor	Stanford
6	48	Larry Van Eman	Wichita State
7	57	Bob Sharpenter	Georgetown
8	65	Jerry Harkness	Loyola (Ill.)
9	74	Vince Brewer	Iowa State

1963

1	6	Tom Hoover	Villanova
2	15	Hershell West	Grambling
3	24	Jerry Greenspan	Maryland
4	33	Ray Flynn	Providence
5	42	Tony Cerkvenik	Arizona State
6	51	Vince Brewer	Iowa State
7	60	Bill Brown	Howard Payne

1964

1	4	Lucious Jackson	Pan Am.
2	11	Ira Harge	New Mexico
3	20	Larry Jones	Toledo
4	29	Frank Corace	LaSalle
5	38	Lou Skurcenski	Westminster
6	47	Rick Kaminski	Yale
7	56	Gordon Hatton	Dayton
8	65	Bob Pelkington	Xavier
9	73	Jim Brennan	Clemson
10	80	Wylie Briggs	NC A&T
11	87	Tom Lowry	West VA
12	91	Julius Myers	Morris-Brown

1965

1	4	Billy Cunningham	UNC
2	9	Jesse Branson	Elon
3	18	Bob Weiss	Penn State
4	27	Henry Finkel	Dayton
5	36	Richie Moore	Villanova
6	45	Mitch Edwards	Pan American
7	54	John Young	Midwestern
8	62	Bob Barnek	St. Bonaventure
9	69	Gene West	Drake
10	75	Dean Church	SW Louisiana
11	81	Curt Fromal	LaSalle
12	87	Dan Anderson	Augsburg
13	92	Rich Parks	Tulsa
14	97	Jack Morgenthal	Houston
15	101	James Pitts	Georgia
16	105	Larry Rafferty	Fairfield

1966

1	9	Matt Goukas	St. Joseph's
2	19	Bill Melchionni	Villanova
3	29	Don Freeman	Illinois
4	39	Ken Wilburn	Central State
5	49	Tom Duff	St. Joseph's
6	59	Austin Robbins	Tennessee
9	83	Pat Caldwell	Rockhurst
10	90	Bob Bedell	Stanford

1967

1	12	Craig Raymond	BYU
5	53	Jim Reid	Winston-Salem
6	65	Tim Powers	Creighton
7	77	Frank Card	S. Carolina State
8	89	Jim Connelly	Virginia
9	100	Ron Filipek	Tenn. Tech
10	111	Butch Erwin	Niagara
11	121	Ted Campbell	NC A&T
12	131	Hubie Marshall	LaSalle
13	139	George Mack	NC A&T
14	145	W. Brabender	Minn(Morris)
15	151	Sherman Dillard	Tulsa
16	156	Warren Chapman	W. Kentucky
17	159	Gary Paulk	Oklahoma State

1968

1	14	Shaler Halimon	Utah State
5	62	Larry Miller	North Carolina
6	76	Chuck Williams	Colorado
7	90	Bill Jones	Fairfield
8	104	Melvin Jones	Albany State
9	118	Clarence Brookins	Temple
10	132	Greg Cisson	Rider
11	145	Billy Soens	Miami
12	158	Ted Campbell	NC A&T
13	170	Earl Seyferth	Kansas State
14	181	Tom Youngdale	Davidson
15	189	George Mack	NC A&T
16	197	Joe Crews	Villanova
17	203	Nate Ware	Tennessee State

1969

1	13	Bud Ogden	Santa Clara
2	28	Willie Taylor	Lemoyn
3	42	Mike Grosso	Louisville
4	56	Dave Scholz	Illinois
5	70	Joe Cromer	Temple
6	84	John Jones	Villanova
7	98	Dave Hamilton	WV State
8	112	Jim Bowles	Trinity (Texas)
9	126	Larry Lewis	St. Francis (Pa.)
10	140	Bill Justus	Tennessee
11	154	Bruce Sloan	Kansas
12	167	Roland Taylor	LaSalle

1970

1	12	Al Henry	Wisconsin
3	46	Dennis Awtrey	Santa Clara
4	63	Dan Crenshaw	Ala. State
5	80	Perry Wallace	Vanderbilt
6	97	Jerry Venable	Kansas State
7	114	Carl Poole	Textile
8	112	Fran O'Hanlon	Villanova
9	148	Mike Hauer	St. Joseph's
10	165	Gordon Stiles	American
11	180	Dave Whittle	Tufts

1971

1	12	Dana Lewis	Tulsa
2	33	Marvin Stewart	Nebraska
3	46	Dave Wohl	Penn
4	63	Erwin Johnson	Augusta
5	80	Richard Hood	Phillips
6	97	Jake Jones	Assumption
7	114	Curtis Ford	NE Okla. State
8	131	Barry Yates	Maryland
9	147	Tom Lee	Arizona
10	163	Jim Dinwiddle	Kentucky
11	178	Dana Pagett	USC
12	191	Ken Kowall	Ohio
13	203	Hank Commodore	NW Okla.



HISTORY

DRAFT HISTORY

RD PICK PLAYER FROM

1972

1	5	Fred Boyd	Oregon State
3	36	Charlie Tharp	Bellhaven
4	52	Marshall Wingate	Niagara
5	69	Joe Bynes	Ark. A,M&N
6	85	John Glover	Wiley
7	103	Curtis Pritchett	St. Aug.
8	118	Jim Kopp	Rockhurst
9	135	Rod Murray	LA State
10	147	Gary Watson	Wisconsin

1973

1	1	Doug Collins	Illinois State
1	4	*Mike Bantom	St. Joseph's
1	18	Raymond Lewis	LA State
2	21	Allan Bristow	Va. Tech
2	22	George McGinnis	Indiana
2	32	Caldwell Jones	Albany St.
4	53	Darryl Minnifield	New Mexico
5	70	Reggie Royals	Fla. State
6	87	Sterling Wright	Lincoln
7	104	James Greene	KY Wesleyan
8	121	Dave Langston	Drake
9	138	Harold Catchings	Har-Sim
10	152	Abe Steward	Jacksonville
11	166	Rod Freeman	Vanderbilt
12	175	Connie Warren	Xavier
13	183	Jim Crawford	LaSalle
14	189	Ernie Johnson	Michigan
15	194	Lionel Harris	Cincinnati
16	199	Larry Robinson	Tennessee
17	203	Tony Prince	St. John's

* Disallowed

1974

1	2	Marvin Barnes	Providence
2	19	Don Smith	Dayton
3	37	Coniel Norman	Arizona
3	42	Harvey Catchings	Har-Sim
4	55	Lawyer Taylor	Jacksonville
5	73	Gary Crowthers	Har-Sim
6	91	Mike Westra	USC
7	109	Dave Stoczynski	Gannon
8	127	Jimmy Powell	MTSU
9	145	Perry Warbington	Ga. Southern
10	162	Larry Witherspoon	Towson

1975

1	5	Darryl Dawkins	Evans HS
2	23	Lloyd Free	Guilford
3	39	Jim Baker	Hawaii
3	41	Charles Cleveland	Alabama
4	59	Louis Dunbar	Houston
5	77	Ken Tyler	Gonzaga
6	95	Ken Alston	Valdosta State
7	113	Mike Flynn	Kentucky
8	131	Freeman Blade	E. Montana
9	148	Larry Haralson	Drake
10	164	Rick Reed	Azusa Pacific

1976

1	12	Terry Furlow	Mich. State
2	---	*Melvin Bennett	Pitt.
3	47	Ron Norwood	DePaul
4	64	Freeman Blade	E. Montana
5	81	Jeff Brown	Missouri Western
6	99	Mike Dunleavy	S. Carolina
7	117	Phil Walker	Millersville
8	135	Lee Dixon	Hardin-Simmons
9	152	James Williams	Austin-Peay

RD PICK PLAYER FROM

10 168 Ed Stefanski Penn

*Chosen in supplementary draft of ABA players

1977

1	20	Glenn Mosley	Seton Hall
2	25	Wilson Washington	Old Dominion
2	42	Robert Elliott	Arizona
2	43	Herman Harris	Arizona
3	65	Arnold Dugger	Oral Roberts
4	86	Jeff Jonas	Utah
5	108	Teko Wynder	Tulsa
6	129	George Gibson	Winston-Salem
7	49	Dennis Forrest	Nebraska
8	68	John Olive	Villanova

1978

2	36	Maurice Cheeks	W. Tex. St.
2	43	Glenn Hagan	St. Bon.
4	87	Brett Vroman	UNLV
5	107	Mark Haymore	UMass
6	130	Osborne Lockhart	Minnesota
7	151	Anthony Murray	Alabama
8	169	Allan Cunningham	Colorado St.
10	201	Dennis James	Widener

1979

1	16	Jim Spanarkel	Duke
2	36	Clint Richardson	Seattle
2	37	Bernard Toone	Marquette
3	58	Earl Cureton	Detroit
4	83	Mike Niles	CS (Fullerton)
5	103	Carl McPipe	Nebraska
6	136	Dan Hartshorne	Oregon
7	142	Bobby Willis	Penn
8	163	Rick Raivio	Portland
9	180	Coby Leavitt	Utah
10	198	Keith McCord	UAB

1980

1	8	Andrew Toney	SW Louisiana
1	21	Monti Davis	Tennessee State
2	44	Clyde Austin	NC State
3	67	Reggie Gaines	Winston-Sal. St.
4	85	Billy Bryant	W. Kentucky
4	90	Harold Hubbard	Savannah St.
5	113	Jim Swaney	Toledo
6	136	Donald Cooper	St. Augustine's
7	159	Richard Smith	Weber State
8	177	Martin Lemelle	Grambling
9	198	Luke Griffin	St. Joseph's
10	213	Joe Hand	King's (Pa.)

1981

1	22	Franklin Edwards	Cleveland St.
2	46	Vernon Smith	Texas A&M
3	68	Ernest Graham	Maryland
4	92	Rynn Wright	Texas A&M
5	114	Steve Craig	BYU
6	138	Mike Thomas	North Park
7	160	John Crawford	Kansas
8	183	Frank Gilroy	St. John's
9	202	Ron Wister	Temple
10	223	Pete Mullenberg	Delaware

1982

1	22	Mark McNamara	Cal
2	36	Mitchell Anderson	Bradley
2	45	Russ Schoene	Tenn.-Chattanooga
3	68	Dale Solomon	Va. Tech



HISTORY

DRAFT HISTORY

RD	PICK	PLAYER	FROM
4	74	Bruce Atkins	Duquesne
5	114	Donald Mason	Fresno State
6	137	Kevin Boyle	Iowa
7	160	Keith Hilliard	SW Missouri
8	183	Donald Seals	Jackson State
9	204	George Melton	Cheyney State
10	224	Randy Burkert	Drexel

1983

1	17	Leo Rautins	Syracuse
2	47	Ken Lyons	N. Texas State
3	64	Claude Riley	Texas A&M
3	70	Dan Ruland	James Madison
4	74	Kalpatrick Wells	Miss. State
4	93	Craig Robinson	Princeton
5	116	Mike Milligan	Tenn. State
6	139	Sedale Threatt	WV Tech
7	162	Tony Bruin	Syracuse
8	184	Gordon Austin	American
9	206	Charles Fischer	JMU
10	228	Norm Horvitz	Phila. Phar.

1984

1	5	Charles Barkley	Auburn
1	10	Leon Wood	Cal State (Full.)
1	22	Tom Sewell	Lamar
3	48	James Banks	Georgia
3	68	Earl "Butch" Graves	Yale
4	91	Earl Harrison	Morehead St.
5	114	Dan Federmann	Tennessee
6	137	Gary Springer	Iona
7	160	Richard Congo	Drexel
8	183	Frank Dobbs	Villanova
9	205	Mike Mitchell	Drexel
10	227	Martin Clark	Boston College

1985

1	21	Terry Catledge	South Alabama
2	33	Greg Stokes	Iowa
2	44	Voise Winters	Bradley
3	67	Steve Black	LaSalle
4	90	Derrick Gervin	Texas-SA
5	113	Carl Wright	SMU
6	136	Daryl Lloyd	Drake
7	159	Jaye Andrews	Bucknell

1986

2	44	David Wingate	Georgetown
3	56	Keith Colbert	Virginia Tech
3	67	Ron Rowan	St. John's
4	90	Wes Stallings	ETSU
5	113	Kevin Holmes	DePaul
6	136	Andre McCloud	Seton Hall
7	159	Dan Palombizio	Ball State

1987

1	16	Chris Welp	Washington
2	39	Vincent Askew	Memphis State
2	43	Andrew Kennedy	Virginia
3	57	Hansi Gnad	Alaska-Anchorage
3	62	Eric Riggins	Rutgers
4	85	Brian Rahilly	Tulsa
5	108	Frank Ross	American
6	131	Tracy Foster	UAB
7	154	Eric Semisch	West Virginia

1988

1	3	Charles Smith	Pittsburgh
2	31	Everette Stephens	Purdue
3	57	Herman Montenegro	LSU

RD	PICK	PLAYER	FROM
1989			

1	19	Kenny Payne	Louisville
2	44	Reggie Cross	Hawaii
2	54	Toney Mack	Georgia

1990

2	32	Brian Oliver	Georgia Tech.
2	47	Derek Strong	Xavier (Ohio)

1991

2	44	Alvaro Teheran	Houston
---	----	----------------	---------

1992

1	9	Clarence Weatherspoon	So. Miss.
---	---	-----------------------	-----------

1993

1	2	Shawn Bradley	Brigham Young
2	32	Alphonso Ford	Miss. Valley State

1994

1	6	Sharone Wright	Clemson
1	20	B.J. Tyler	Texas
2	33	Derrick Alston	Duquesne

1995

1	3	Jerry Stackhouse	North Carolina
---	---	------------------	----------------

1996

1	1	Allen Iverson	Georgetown
2	31	Ryan Minor	Oklahoma
2	32	Mark Hendrickson	Washington State
2	48	Jamie Feick	Michigan State

1997

1	2	Keith Van Horn	Utah
2	34	Marko Milic	Slovenia
2	36	Kebu Stewart	Cal-Bakersfield
2	37	James Collins	Florida State

NOTE: Traded Van Horn, Michael Cage, Lucious Harris and Don MacLean to New Jersey for Tim Thomas (7th overall), rights to Anthony Parker, Jim Jackson and Eric Montross.

1998

1	8	Larry Hughes	St. Louis
2	37	Casey Shaw	Toledo

NOTE: Acquired draft rights to Nazr Mohammed (29th overall) from Utah for a future first round pick.

1999

2	47	Todd MacCulloch	Washington
---	----	-----------------	------------

NOTE: Acquired draft rights to Jumaine Jones (27th overall) from Atlanta in exchange for a future first round pick.

2000

1	20	Craig 'Speedy' Claxton	Hofstra
2	48	Mark Karcher	Temple

2001

1	26	Samuel Dalembert	Seton Hall
2	37	Damone Brown	Syracuse
2	57	Alvin Jones	Georgia Tech

2002

1	16	Jiri Welsch	Slovenia
2	45	Sam Clancy	USC*

NOTE: Traded Welsch to Golden State in exchange for future



HISTORY

DRAFT HISTORY

RD PICK PLAYER

FROM

protected first round pick and regained 2005 first round pick. Also acquired John Salmons (26th overall), Mark Bryant and draft rights to Randy Holcomb from San Antonio for Speedy Claxton. Also traded their second round pick along with a 2006 second round pick to Atlanta for rights to Efthimos Rentziis (23rd pick in 1996).

2003

2	50	Paccelis Morlende	France*
---	----	-------------------	---------

NOTE: Traded Morlende and cash considerations to Seattle for Willie Green (41st overall). Also acquired Kyle Korver (51st overall) from New Jersey for cash considerations.

2004

1	9	Andre Iguodala	Arizona
---	---	----------------	---------

2005

2	45	Louis Williams	South Gwinnett HS (Ga.)
---	----	----------------	-------------------------

2006

1	13	Thabo Sefolosha	Switzerland*
---	----	-----------------	--------------

NOTE: Traded Sefolosha to Chicago for Rodney Carney (16th overall selection), a 2007 second round pick and cash considerations. Also acquired Bobby Jones (37th overall) from Minnesota in exchange for the 76ers second round pick in 2007 and cash considerations. Acquired Edin Bavcic (56th overall) from Toronto in exchange for cash considerations.

2007

1	12	Thaddeus Young	Georgia Tech
1	21	Daequan Cook	Ohio State*
1	30	Petteri Koponen	Finland*
2	38	Kyrylo Fesenko	Ukraine*

NOTE: Traded Cook, 2009 second round draft pick and cash to Miami Heat for Jason Smith (21st overall). Traded Koponen to Portland for Derrick Byars (42nd overall) and cash considerations. Traded Fesenko to Utah for Herbert Hill (55th overall) and draft considerations.

2008

1	16	Marreese Speights	Florida
---	----	-------------------	---------

2009

1	17	Jrue Holiday	UCLA
---	----	--------------	------

2010

1	2	Evan Turner	Ohio State
---	---	-------------	------------

2011

1	16	Nikola Vucevic	USC
2	50	Lavoy Allen	Temple

2012

1	15	Maurice Harkless	St. John's
2	45	Justin Hamilton	Louisiana State
2	54	Tornike Shengelia	Georgia

NOTE: Traded Hamilton and a protected future first round pick to Miami in exchange for the rights to Arnett Moultrie (27th overall). Traded Shengelia to Brooklyn in exchange for cash considerations.

2013

1	11	Michael Carter-Williams	Syracuse
2	35	Glen Rice, Jr.	NBADL/Georgia Tech
2	42	Pierre Jackson	Baylor

RD PICK PLAYER

FROM

NOTE: Acquired the rights to Nerlens Noel (6th overall) and a 2014 first round pick from New Orleans in exchange for Jrue Holiday and the rights to Pierre Jackson... Traded Rice, Jr. to Washington in exchange for the rights to Nate Wolters (38th overall) and Arsalan Kazemi (54th overall)... Traded Wolters to Milwaukee in exchange for the rights to Ricky Ledo (43rd overall) and a 2014 second round pick belonging to Houston... Traded Ledo to Dallas in exchange for a 2014 second round pick owned by Brooklyn.

2014

1	3	Joel Embiid	Kansas
1	10	Elfrid Payton	Louisiana-Lafayette
2	32	K.J. McDaniels	Clemson
2	39	Jerami Grant	Syracuse
2	47	Russ Smith	Louisville
2	52	Vasilije Mijic	Serbia
2	54	Nemanja Dangubic	Serbia

NOTE: Traded Payton to Orlando in exchange for Dario Šarić (12th overall), a second round pick in 2015 and a future first round pick...Traded Smith to New Orleans in exchange for the rights to Pierre Jackson... Traded Dangubic to San Antonio for Cory Jefferson (60th overall) and Jordan McRae (58th overall)... Traded Jefferson to Brooklyn for cash considerations.

2015

1	3	Jahlil Okafor	Duke
2	37	Richaun Holmes	Bowling Green
2	47	Arturas Gudaitis	Lithuania
2	58	J.P. Tokoto	North Carolina
2	60	Luka Mitrovic	Serbia

NOTE: Rights to Gudaitis and Mitrovic were traded to Sacramento on July 10 in exchange for Nik Stauskas, Carl Landry, Jason Thompson, a future first round pick and the rights to swap first round picks in 2016 and 2017.

2016

1	1	Ben Simmons	Louisiana State
1	24	Timothe Luwawu-Cabarrot	France
1	26	Furkan Korkmaz	Turkey

2017

1	1	Markelle Fultz	Washington
2	36	Jonah Bolden	Australia
2	39	Jawun Evans	Oklahoma State
2	49	Sterling Brown	SMU
2	50	Mathias Lessort	France

NOTE: Rights to Brown were traded to Milwaukee on July 6 for cash considerations...Rights to Evans were traded on July 6 to the Clippers for cash considerations

2018

1	10	Mikal Bridges	Villanova
1	26	Landry Shamet	Wichita State
2	38	Khyri Thomas	Creighton
2	39	Isaac Bonga	Germany
2	56	Ray Spalding	Louisville
2	60	Kostas Antetokounmpo	Dayton

NOTE: Rights to Bridges were traded to Phoenix on June 21 for the rights to Zhaire Smith and Miami's 2021 first round draft pick...Rights to Thomas were traded to Detroit on June 21 for 2021 second round draft pick and 2023 second round draft pick...Rights to Bonga were traded to L.A. Lakers on July 6 for cash considerations and Chicago's 2019 second round draft pick...Rights to Spalding and Antetokounmpo were traded to Dallas on June 22 for the rights to Shake Milton.



HISTORY

DRAFT HISTORY

RD PICK PLAYER FROM

2019

1	20	Matisse Thybulle	Washington
1	24	Ty Jerome	Virginia
2	33	Carsen Edwards	Purdue
2	34	Bruno Fernando	Maryland
2	42	Admiral Schofield	Tennessee
2	54	Marial Shayok	Iowa State

NOTE: The 76ers sent their 24th and 33rd overall picks to the Boston Celtics to move up to number 20 and select Thybulle on June 21. The 24th pick was then dealt to the Phoenix Suns by the Celtics after receiving that pick from the Sixers to draft Jerome. The Celtics used their 33rd overall pick and drafted Edwards. The rights to the 34th round pick was sent to the Atlanta Hawks for two second-round draft picks, which they used to draft Fernando. The Sixers also traded Schofield along with Jonathon Simmons to the Wizards in exchange for cash.

2020

1	21	Tyrese Maxey	Kentucky
2	34	Theo Maledon	ASVEL (France)
2	36	Tyler Bey	Colorado
2	49	Isaiah Joe	Arkansas
2	58	Paul Reed	DePaul

NOTE: The 76ers traded the draft rights to the Theo Maledon to Oklahoma City and the draft rights to Tyler Bey to Dallas.

2021

1	28	Jaden Springer	Tennessee
2	50	Filip Petrušev	Serbia
2	53	Charles Bassey	Western Kentucky

NOTE: The No. 53 pick was acquired in a trade with New Orleans prior to the 2021 NBA Draft in exchange for cash consideration. The pick originally belonged to Dallas and was acquired by the Pelicans on March 25, 2021.

2022

1	23	David Roddy	Colorado State
---	----	-------------	----------------

NOTE: The 76ers traded the draft rights of David Roddy and Danny Green to the Memphis Grizzlies for De'Anthony Melton.

2023



HISTORY

ALL-TIME SEASON-BY-SEASON STATISTICS

	G	W	L	FGM	FGA	FG%	3P	3PM	3P%	FTM	FTA	FT%
1949-50	64	51	13	1869	5276	.354	—	—	—	1691	2396	.706
1950-51	66	32	34	1884	5365	.351	—	—	—	1912	2634	.726
1951-52	66	40	26	1894	5207	.364	—	—	—	1933	2589	.747
1952-53	71	47	24	1942	5329	.364	—	—	—	2197	2950	.745
1953-54	72	42	30	2054	5579	.368	—	—	—	1905	2650	.719
1954-55	72	43	29	2360	6343	.372	—	—	—	1837	2450	.750
1955-56	72	35	37	2466	6661	.370	—	—	—	2044	2703	.756
1956-57	72	38	34	2550	6915	.369	—	—	—	2075	2613	.794
1957-58	72	41	31	2823	7336	.385	—	—	—	2075	2617	.793
1958-59	72	35	37	3050	7490	.407	—	—	—	2046	2642	.775
1959-60	75	45	30	3406	8135	.419	—	—	—	2105	2687	.783
1960-61	79	38	41	3654	8746	.418	—	—	—	2278	2948	.773
1961-62	80	41	39	3706	8885	.417	—	—	—	2246	2890	.777
1962-63	80	48	32	3690	8300	.445	—	—	—	2350	3005	.782
1963-64	80	34	46	3394	8116	.418	—	—	—	2184	2851	.766
1964-65	80	40	40	3391	8028	.422	—	—	—	2221	3011	.738
1965-66	80	55	25	3650	8189	.446	—	—	—	2087	3141	.664
1966-67	81	68	13	3912	8103	.483	—	—	—	2319	3411	.680
1967-68	82	62	20	3965	8414	.471	—	—	—	2121	3338	.635
1968-69	82	55	27	3754	8274	.454	—	—	—	2238	3087	.725
1969-70	82	42	40	3915	8345	.469	—	—	—	2168	2884	.752
1970-71	82	47	35	3608	8026	.450	—	—	—	2199	2967	.741
1971-72	82	30	52	3577	8057	.444	—	—	—	2049	2825	.725
1972-73	82	9	73	3471	8264	.420	—	—	—	1598	2130	.750
1973-74	82	25	57	3371	7702	.432	—	—	—	1633	2118	.771
1974-75	82	34	48	3325	7476	.445	—	—	—	1530	2043	.749
1975-76	82	46	36	3462	7752	.447	—	—	—	1811	2469	.733
1976-77	82	50	32	3511	7322	.480	—	—	—	2012	2732	.736
1977-78	82	55	27	3628	7471	.486	—	—	—	2153	2863	.752
1978-79	82	47	35	3584	7338	.488	—	—	—	1815	2411	.753
1979-80	82	59	23	3523	7156	.492	27	125	.216	1876	2431	.772
1980-81	82	62	20	3636	7073	.514	19	84	.226	1865	2427	.768
1981-82	82	58	24	3616	6974	.518	41	139	.295	1846	2471	.747
1982-83	82	65	17	3600	7212	.499	25	109	.229	1966	2650	.742
1983-84	82	52	30	3384	6833	.495	29	107	.271	2041	2706	.754
1984-85	82	58	24	3443	6992	.492	59	224	.263	2316	2883	.803
1985-86	82	54	28	3435	7058	.487	51	224	.228	2130	2810	.758
1986-87	82	45	37	3335	6792	.491	88	340	.259	1971	2617	.753
1987-88	82	36	46	3214	6785	.474	152	471	.325	2087	2731	.764
1988-89	82	46	36	3500	7201	.486	204	646	.316	1970	2504	.787
1989-90	82	53	29	3437	7028	.489	189	543	.348	1976	2509	.788
1990-91	82	44	38	3289	6925	.475	195	618	.316	1868	2366	.790
1991-92	82	35	47	3187	6761	.471	227	680	.334	1757	2267	.775
1992-93	82	26	56	3225	7075	.456	330	941	.351	1776	2259	.786
1993-94	82	25	57	3103	6819	.455	318	942	.338	1509	2112	.714
1994-95	82	24	58	2949	6577	.448	355	936	.379	1567	2125	.737
1995-96	82	18	64	2796	6418	.436	492	1438	.342	1662	2263	.734
1996-97	82	22	60	3003	6850	.438	433	1356	.319	1776	2450	.725
1997-98	82	31	51	2837	6409	.443	243	810	.300	1734	2352	.737
1998-99	50	28	22	1656	3883	.426	98	371	.264	1073	1486	.722
1999-00	82	49	33	2993	6776	.442	208	643	.323	1577	2226	.708
2000-01	82	56	26	2902	6487	.447	262	803	.326	1697	2277	.745
2001-02	82	43	39	2804	6436	.436	214	715	.299	1639	2104	.779



HISTORY

ALL-TIME SEASON-BY-SEASON STATISTICS

	G	W	L	FGM	FGA	FG%	3P	3PM	3P%	FTM	FTA	FT%
2002-03	82	48	34	2975	6640	.448	245	787	.311	1746	2256	.775
2003-04	82	33	49	2682	6260	.428	339	992	.342	1512	2009	.753
2004-05	82	43	39	2946	6736	.437	505	1453	.348	1731	2194	.789
2005-06	82	38	44	3001	6546	.458	375	1031	.364	1770	2330	.760
2006-07	82	35	47	2932	6408	.458	284	823	.345	1637	2135	.767
2007-08	82	40	42	3056	6648	.460	302	952	.317	1509	2137	.706
2008-09	82	41	41	2997	6532	.459	341	1072	.318	1652	1792	.745
2009-10	82	27	55	3087	6706	.460	474	1381	.343	1366	1808	.756
2010-11	82	41	41	3125	6776	.461	443	1248	.355	1426	1851	.770
2011-12	66	35	31	2471	5516	.448	349	963	.362	889	1198	.742
2012-13	82	34	48	3059	6895	.444	518	1438	.360	1004	1752	.760
2013-14	82	19	63	3108	7150	.435	577	1847	.312	1362	1918	.754
2014-15	82	18	64	2765	6777	.408	692	2160	.320	1320	1953	.676
2015-16	82	10	72	2970	6887	.431	764	2255	.339	1284	1850	.694
2016-17	82	28	54	3088	6992	.442	831	2443	.340	1393	1806	.771
2017-18	82	52	30	3349	7098	.472	901	2445	.369	1405	1868	.752
2018-19	82	51	31	3407	7233	.471	889	2474	.359	1742	2258	.771
2019-20	73	43	30	3000	6417	.468	848	2307	.368	1236	1638	.775
2020-21	72	49	23	2981	6257	.476	811	2169	.374	1409	1836	.767
2021-22	82	51	31	3230	6932	.466	950	2608	.364	1605	1955	.821
2022-23	82	54	28	3347	6870	.659	1035	2675	.387	1719	2058	.835



HISTORY

ALL-TIME SEASON-BY-SEASON STATISTICS

	Off.	Def.	REB	A	PF	DQ	STL	BS	TO	PTS	PPG	OPTS	OPPG
1949-50	—	—	—	1473	1833	—	—	—	—	5429	84.8	4907	76.7
1950-51	—	—	3259	1493	1995	64	—	—	—	5680	86.1	5644	85.5
1951-52	—	—	3603	1373	1970	49	—	—	—	5721	86.7	5427	82.2
1952-53	—	—	3472	1459	2132	49	—	—	—	6081	85.6	5775	81.3
1953-54	—	—	3652	1541	1852	28	—	—	—	6013	83.5	5660	78.6
1954-55	—	—	3933	1778	1658	20	—	—	—	6557	91.1	6457	89.7
1955-56	—	—	4060	1710	1783	32	—	—	—	6976	96.9	6975	96.9
1956-57	—	—	4350	1282	1809	34	—	—	—	7175	99.7	7277	101.1
1957-58	—	—	4895	1298	1820	28	—	—	—	7721	107.2	7564	105.1
1958-59	—	—	4900	1340	1961	44	—	—	—	8146	113.1	7855	109.1
1959-60	—	—	5404	1776	1940	39	—	—	—	8917	118.9	8730	116.4
1960-61	—	—	5726	1824	2279	43	—	—	—	9586	121.3	9416	119.2
1961-62	—	—	5759	1791	2344	53	—	—	—	9568	120.7	9473	118.4
1962-63	—	—	5511	1842	2179	33	—	—	—	9730	121.6	9247	117.8
1963-64	—	—	5132	1543	2251	38	—	—	—	8972	112.2	9821	116.5
1964-65	—	—	5246	1692	2096	53	—	—	—	9003	112.5	9015	112.7
1965-66	—	—	5652	1905	2094	39	—	—	—	9387	117.3	9103	112.7
1966-67	—	—	5701	2138	1906	30	—	—	—	10,143	125.2	9378	115.8
1967-68	—	—	5914	2197	1851	24	—	—	—	10,051	122.6	9346	114.0
1968-69	—	—	5216	1914	2145	43	—	—	—	9746	118.9	9332	113.8
1969-70	—	—	5200	2127	2196	47	—	—	—	9998	121.9	9718	118.5
1970-71	—	—	4437	1976	2168	34	—	—	—	9415	114.8	9288	113.3
1971-72	—	—	4318	1920	2203	50	—	—	—	9203	112.2	9504	115.9
1972-73	—	—	4174	1688	1984	28	—	—	—	8540	104.1	9531	116.2
1973-74	1182	2626	3808	1799	1964	25	756	220	1665	8295	101.2	8817	107.5
1974-75	1200	2706	3906	1709	1974	34	576	263	1591	8180	99.8	8431	102.8
1975-76	1385	2684	4069	1658	2187	35	809	367	1729	8735	106.5	8714	106.3
1976-77	1293	2752	4045	1966	2074	18	814	561	1915	9034	110.2	8711	106.2
1977-78	1299	2694	3993	2220	2188	20	800	548	1752	9409	114.7	8987	109.6
1978-79	1149	2712	3861	2253	2072	26	779	599	1771	8983	109.5	8831	107.7
1979-80	1187	2635	3822	2226	1860	17	792	652	1708	8949	109.1	8603	104.9
1980-81	1091	2618	3709	2369	2061	21	857	591	1702	9156	111.7	8512	103.8
1981-82	1031	2389	3420	2264	2183	18	856	622	1474	9119	111.2	8649	105.5
1982-83	1334	2596	3930	2016	4041	11	812	577	1627	9191	112.1	8562	104.4
1983-84	1181	2382	3563	2032	2040	13	807	653	1628	8838	107.8	8658	105.6
1984-85	1301	2364	3665	1999	1971	11	817	534	1575	9261	112.9	8925	108.8
1985-86	1326	2378	3704	2017	1798	13	862	490	1595	9051	110.4	8858	108.0
1986-87	1178	2327	3505	1943	1774	15	768	540	1519	8729	106.5	8745	106.6
1987-88	1219	2307	3526	1897	1866	20	672	465	1433	8667	105.7	8785	107.1
1988-89	1143	2356	3499	2110	1721	8	689	354	1214	9174	111.9	9051	110.4
1989-90	1111	2406	3517	1932	1697	10	687	365	1209	9039	110.2	8630	105.2
1990-91	984	2496	3480	1824	1629	11	678	479	1230	8641	105.4	8656	105.6
1991-92	1058	2309	3367	1755	1582	8	692	482	1238	8358	101.9	8462	103.2
1992-93	1031	2431	3462	2038	1604	9	672	566	1362	8556	104.3	9029	110.1
1993-94	1012	2394	3406	1827	1488	7	663	525	1368	8033	98.0	8568	105.6
1994-95	1105	2230	3335	1566	1835	34	643	576	1355	7820	95.4	8236	100.4
1995-96	1031	2161	3192	1629	1777	16	643	420	1414	7746	94.5	8566	104.5
1996-97	1267	2355	3622	1695	1733	24	683	394	1437	8215	100.2	8715	106.7
1997-98	1125	2294	3419	1729	1878	16	729	490	1354	7651	93.3	7847	95.7
1998-99	729	1428	2157	934	1152	18	542	271	822	4483	89.7	4380	87.6
1999-00	1147	2468	3615	1817	1939	17	791	386	1284	7771	94.8	7661	93.4
2000-01	1075	2600	3675	1692	1673	11	690	408	2927	763	94.7	7412	90.4
2001-02	1092	2534	3626	1638	1645	7	705	363	1256	7461	91.0	7330	89.4



HISTORY

ALL-TIME SEASON-BY-SEASON STATISTICS

	Off.	Def.	REB	A	PF	DQ	STL	BS	TO	PTS	PPG	OPTS	OPPG
2002-03	1042	2415	3457	1771	1804	19	844	284	1212	7941	96.8	7752	94.5
2003-04	941	2408	3349	1640	1701	11	654	358	1307	7215	88.0	7419	90.5
2004-05	909	2536	3445	1710	1878	19	756	321	1274	8128	99.1	8189	99.9
2005-06	873	2425	3298	1653	1712	18	651	404	1159	8147	99.4	8307	101.3
2006-07	899	2353	3252	1669	1671	14	590	390	1258	7785	94.9	8033	98.0
2007-08	1067	2370	3437	1673	1620	7	712	400	1172	7923	96.6	7889	96.2
2008-09	1039	2336	3375	1647	1650	5	658	415	1157	7987	97.4	7981	97.3
2009-10	941	2421	3362	1723	1677	10	667	439	1192	8014	97.7	8334	101.6
2010-11	850	2578	3428	1861	1592	10	621	355	1063	8119	99.0	7996	97.5
2011-12	704	2144	2848	1453	1157	7	526	340	738	6180	93.6	5900	89.4
2012-13	896	2493	3389	1867	1505	6	609	384	1070	7640	93.2	7914	96.5
2013-14	949	2556	3505	1791	1844	12	765	330	1384	8155	99.5	9012	109.9
2014-15	978	2536	3514	1683	1778	10	789	487	1453	7542	92.0	8278	101.0
2015-16	777	2605	3382	1765	1780	—	680	495	1343	7988	97.4	8827	107.6
2016-17	807	2706	3513	1949	1793	—	692	420	1366	8400	102.4	8867	108.1
2017-18	893	2996	3889	2221	1811	—	682		420	1353	9004	8635	109.8
2018-19	892	3025	3917	2207	1745	6	606	432	1223	9445	115.2	9224	112.5
2019-20	764	2553	3317	1884	1529	9	586	389	-	8084	110.7	7910	108.4
2020-21	722	2522	3244	1706	1456	5	655	447	1040	8182	113.6	7780	108.1
2021-22	700	2770	3470	1945	1590	7	633	435	1027	9015	109.9	8801	107.3
2022-23	715	2641	3356	2063	1675	7	635	389	1121	9448	115.2	9094	110.9



HISTORY

SEASON-BY-SEASON RECORD BREAKDOWN

YEAR	COACH	W-L	PCT.	HOME	AWAY	NEUTRAL	GB	POS
1949-50	Al Cervi	51-13	.797	31-1	15-12	5-0	--	1st
1950-51	Al Cervi	32-34	.485	24-9	8-25		8	4th
1951-52	Al Cervi	40-26	.606	26-7	12-18	2-1	--	1st
1952-53	Al Cervi	47-24	.662	32-2	10-19	5-3	--	2nd
1953-54	Al Cervi	42-30	.583	26-6	11-18	5-6	2	T-2nd
1954-55	Al Cervi	43-29	.597	25-7	10-16	8-6	--	1st*
1955-56	Al Cervi	35-37	.486	23-8	9-19	3-10	10	3rd
1956-57	Al Cervi-Paul Seymour	38-34	.528	22-9	12-19	4-6	6	2nd
1957-58	Paul Seymour	41-31	.569	26-5	9-21	6-5	8	2nd
1958-59	Paul Seymour	35-37	.486	19-12	12-17	4-8	17	3rd
1959-60	Paul Seymour	45-30	.600	26-4	11-19	8-7	14	3rd
1960-61	Alex Hannum	38-41	.481	19-9	8-21	11-11	19	3rd
1961-62	Alex Hannum	41-39	.512	18-10	11-19	12-10	19	3rd
1962-63	Alex Hannum	48-32	.600	23-5	13-19	12-8	10	2nd
1963-64	Dolph Schayes	34-46	.425	18-12	12-22	4-12	25	3rd
1964-65	Dolph Schayes	40-40	.500	13-12	9-21	18-7	22	3rd
1965-66	Dolph Schayes	55-25	.688	22-3	20-17	13-5	--	1st
1966-67	Alex Hannum	68-13	.840	28-2	26-8	14-3	--	1st*
1967-68	Alex Hannum	62-20	.756	27-8	25-12	10-0	--	1st
1968-69	Jack Ramsay	55-27	.671	26-8	24-16	5-3	2	2nd
1969-70	Jack Ramsay	42-40	.512	22-16	16-22	4-2	18	4th
1970-71	Jack Ramsay	47-35	.573	24-15	21-18	2-2	5	2nd
1971-72	Jack Ramsay	30-52	.366	14-23	14-26	2-3	26	3rd
1972-73	Roy Rubin-Kevin Loughery	9-73	.110	5-27	2-35	2-11	59	4th
1973-74	Gene Shue	25-57	.305	14-23	9-30	2-4	26	4th
1974-75	Gene Shue	34-48	.415	20-21	14-27	-	31	4th
1975-76	Gene Shue	46-36	.561	34-7	12-29	-	8	T-2nd
1976-77	Gene Shue	50-32	.610	32-9	18-23	-	-	1st
1977-78	Gene Shue-Billy Cunningham	55-27	.671	37-4	18-23	-	-	1st
1978-79	Billy Cunningham	47-35	.573	31-10	16-25	-	7	2nd
1979-80	Billy Cunningham	59-23	.720	36-5	23-18	-	2	2nd
1980-81	Billy Cunningham	62-20	.756	37-4	25-16	-	-	T-1st
1981-82	Billy Cunningham	58-24	.707	32-9	26-15	-	-	2nd
1982-83	Billy Cunningham	65-17	.793	35-6	30-11	-	-	1st*
1983-84	Billy Cunningham	52-30	.634	32-9	20-21	-	10	2nd
1984-85	Billy Cunningham	58-24	.707	34-7	24-17	-	5	2nd
1985-86	Matt Guokas	54-28	.659	31-10	23-18	-	13	2nd
1986-87	Matt Guokas	45-37	.549	28-13	17-24	-	14	2nd
1987-88	Matt Guokas-Jim Lynam	36-46	.439	27-14	9-32	-	21	4th
1988-89	Jim Lynam	46-36	.561	30-11	16-25	-	6	2nd
1989-90	Jim Lynam	53-29	.646	34-7	19-22	-	-	1st
1990-91	Jim Lynam	44-38	.537	29-12	15-26	-	12	2nd
1991-92	Jim Lynam	35-47	.427	23-18	12-29	-	16	5th
1992-93	Doug Moe-Fred Carter	26-56	.317	15-26	11-30	-	34	6th
1993-94	Fred Carter	25-57	.305	15-26	10-31	-	32	6th
1994-95	John Lucas	24-58	.293	14-27	10-31	-	33	6th
1995-96	John Lucas	18-64	.220	11-30	7-34	-	42	7th
1996-97	Johnny Davis	22-60	.268	11-30	11-30	-	39	6th
1997-98	Larry Brown	31-51	.378	19-22	12-29	-	24	7th
1998-99	Larry Brown	28-22	.560	17-8	11-14	-	5	3rd
1999-00	Larry Brown	49-33	.598	29-12	20-21	-	3	3rd
2000-01	Larry Brown	56-26	.683	29-12	27-14	-	-	1st
2001-02	Larry Brown	43-39	.524	22-19	21-20	-	9	6th
2002-03	Larry Brown	48-34	.585	25-16	23-18	-	2	4th



HISTORY

SEASON-BY-SEASON RECORD BREAKDOWN

YEAR	COACH	W-L	PCT.	HOME	AWAY	NEUTRAL	GB	POS
2003-04	Randy Ayers-Chris Ford	33-49	.402	21-20	12-29	-	14	5th
2004-05	Jim O'Brien	43-39	.524	25-16	18-23	-	2	3rd
2005-06	Maurice Cheeks	38-44	.463	23-18	15-26	-	11	2nd
2006-07	Maurice Cheeks	35-47	.427	21-20	14-27	-	12	3rd
2007-08	Maurice Cheeks	40-42	.488	22-19	18-23	-	26	3rd
2008-09	Maurice Cheeks-Tony DiLeo	41-41	.500	24-17	17-24	-	21	2nd
2009-10	Eddie Jordan	27-55	.329	12-29	15-26	-	23	4th
2010-11	Doug Collins	41-41	.500	26-15	15-26	-	15	3rd
2011-12	Doug Collins	35-31	.530	19-14	16-17	-	4	3rd
2012-13	Doug Collins	34-48	.415	23-18	11-30	-	20	4th
2013-14	Brett Brown	19-63	.232	10-31	9-32	-	29	5th
2014-15	Brett Brown	18-64	.220	12-29	6-35	-	31	4th
2015-16	Brett Brown	10-72	.122	7-34	3-38	-	46	5th
2016-17	Brett Brown	28-54	.341	17-24	11-30	-	25	4th
2017-18	Brett Brown	52-30	.634	30-11	22-19	-	7	3rd
2018-19	Brett Brown	51-31	.622	31-10	20-21	-	7	2nd
2019-20	Brett Brown	43-30	.589	31-4	12-26	-	10.5	3rd
2020-21	Doc Rivers	49-23	.681	29-7	20-16	-	-	1st
2021-22	Doc Rivers	51-31	.622	24-17	27-14	-	2	2nd
2022-23	Doc Rivers	54-28	.659	29-12	25-16	-	3	2nd
FRANCHISE TOTALS			3054-2805	1759-1012	1133-1658			
			(.521)	(.635)	(.406)			



HISTORY

SEASON-BY-SEASON MONTHLY RECORD BREAKDOWN

	OCT. W-L	NOV. W-L	DEC. W-L	JAN. W-L	FEB. W-L	MARCH W-L	APRIL W-L	MAY W-L	AUG* W-L	TOTAL W-L
1949-50	-	13-1	11-3	9-3	11-4	7-2	-	-	-	51-13
1950-51	-	7-7	7-7	7-7	7-7	4-6	-	-	-	32-34
1951-52	-	10-3	7-8	12-2	6-8	5-5	-	-	-	40-26
1952-53	-	9-4	9-7	11-4	10-6	8-3	-	-	-	47-24
1953-54	0-1	9-7	9-6	11-5	7-9	6-2	-	-	-	42-30
1954-55	0-1	9-3	8-9	8-8	12-5	6-3	-	-	-	43-29
1955-56	-	6-6	8-8	6-11	11-7	4-5	-	-	-	35-37
1956-57	2-0	2-10	6-7	13-7	11-6	4-4	-	-	-	38-34
1957-58	1-1	6-8	11-5	10-8	10-7	3-2	-	-	-	41-31
1958-59	1-1	6-9	7-7	11-7	6-10	4-3	-	-	-	35-37
1959-60	2-2	9-5	7-7	11-9	12-6	4-1	-	-	-	45-30
1960-61	1-3	5-7	8-8	10-9	12-6	2-8	-	-	-	38-41
1961-62	3-3	6-7	5-12	11-8	11-6	5-3	-	-	-	41-39
1962-63	4-1	9-5	6-9	9-8	14-6	6-3	-	-	-	48-32
1963-64	2-3	6-7	8-7	7-11	7-10	4-8	-	-	-	34-46
1964-65	3-4	8-6	8-8	8-7	9-7	4-8	-	-	-	40-40
1965-66	3-0	9-8	9-5	13-4	10-7	11-1	-	-	-	55-25
1966-67	5-0	15-2	15-1	12-3	11-4	10-3	-	-	-	68-13
1967-68	5-1	10-6	15-2	8-6	14-2	10-3	-	-	-	62-20
1968-69	3-2	9-4	14-4	9-7	12-5	8-5	-	-	-	55-27
1969-70	4-2	6-11	11-6	8-7	7-8	6-6	-	-	-	42-40
1970-71	6-4	9-8	9-6	10-6	7-6	6-5	-	-	-	47-35
1971-72	7-2	4-10	4-12	7-7	4-10	4-11	-	-	-	30-52
1972-73	0-9	2-13	1-13	1-16	5-9	0-13	-	-	-	9-73
1973-74	2-7	6-8	3-12	4-8	5-11	5-11	-	-	-	25-57
1974-75	3-3	4-10	7-8	6-9	7-7	7-8	0-3	-	-	34-48
1975-76	2-1	10-5	9-5	8-8	6-8	7-7	4-2	-	-	46-36
1976-77	3-2	8-6	7-6	11-3	7-5	11-6	3-4	-	-	50-32
1977-78	2-3	14-2	6-6	10-3	9-5	12-3	2-5	-	-	55-27
1978-79	5-1	9-5	9-5	6-7	6-8	9-8	3-1	-	-	47-35
1979-80	8-1	10-6	9-4	11-3	10-3	11-6	-	-	-	59-23
1980-81	8-2	15-1	10-4	11-3	10-3	8-7	-	-	-	62-20
1981-82	2-0	11-1	9-5	8-8	10-2	10-6	8-2	-	-	58-24
1982-83	2-0	11-3	11-2	14-1	11-1	11-5	5-5	-	-	65-17
1983-84	2-0	11-3	8-4	8-7	6-9	13-3	4-4	-	-	52-30
1984-85	3-0	9-4	12-2	12-3	10-4	8-7	4-4	-	-	58-24
1985-86	2-1	7-7	10-4	11-5	8-4	11-6	5-1	-	-	54-28
1986-87	1-0	9-4	6-10	10-5	5-7	9-6	5-5	-	-	45-37
1987-88	-	5-6	7-7	7-9	4-10	9-6	4-8	-	-	36-46
1988-89	-	10-5	5-9	9-5	6-5	9-7	7-5	-	-	46-36
1989-90	-	8-4	7-9	12-3	8-5	11-5	7-3	-	-	53-29
1990-91	-	10-6	9-4	4-9	8-5	9-8	4-6	-	-	44-38
1991-92	-	7-9	6-7	9-7	5-8	4-11	4-5	-	-	35-47
1992-93	-	3-8	5-9	9-7	2-9	2-15	5-8	-	-	26-56
1993-94	-	4-10	6-7	8-7	2-11	1-14	4-8	-	-	25-57
1994-95	-	4-8	6-10	2-13	4-9	4-10	4-8	-	-	24-58
1995-96	-	2-10	3-12	3-12	3-10	3-14	4-6	-	-	18-64
1996-97	-	7-8	1-12	2-14	5-7	5-9	2-10	-	-	22-60
1997-98	0-1	4-8	3-12	7-8	5-8	7-9	5-5	-	-	31-51
1998-99	-	-	-	-	8-5	7-9	11-6	2-2	-	28-22
1999-00	-	8-8	9-7	7-5	7-5	11-5	7-3	-	-	49-33



HISTORY

SEASON-BY-SEASON MONTHLY RECORD BREAKDOWN

	OCT. W-L	NOV. W-L	DEC. W-L	JAN. W-L	FEB. W-L	MARCH W-L	APRIL W-L	MAY W-L	AUG* W-L	TOTAL W-L
2000-01	1-0	11-2	9-6	13-3	9-5	7-6	6-4	-	-	56-16
2001-02	0-1	7-6	5-11	11-4	5-6	10-7	5-4	-	-	43-39
2002-03	1-1	13-3	5-8	6-10	8-2	11-5	4-5	-	-	48-34
2003-04	1-1	8-8	5-9	6-9	4-9	8-7	1-6	-	-	33-49
2004-05	-	6-7	7-8	8-8	5-6	9-7	8-3	-	-	43-39
2005-06	-	8-8	7-7	8-7	5-6	5-10	5-6	-	-	38-44
2006-07	-	5-9	3-13	7-10	5-6	9-6	6-3	-	-	35-47
2007-08	0-1	5-9	9-7	4-11	8-5	11-4	3-5	-	-	40-42
2008-09	1-1	6-9	6-8	10-5	6-6	9-6	3-6	-	-	41-41
2009-10	2-1	3-12	4-10	7-8	6-5	4-13	1-6	-	-	27-55
2010-11	0-3	5-10	8-7	8-6	9-3	9-7	2-5	-	-	41-41
2011-12			2-2	13-4	6-9	8-8	6-8	-	-	35-31
2012-13	1-0	9-6	4-11	5-9	3-8	8-9	4-5	-	-	34-48
2013-14	1-0	5-11	3-10	6-11	0-11	1-15	3-5	-	-	19-63
2014-15	0-2	0-14	4-10	6-12	3-7	5-12	0-7	--	-	18-64
2015-16	0-2	0-16	3-13	4-10	1-11	1-14	1-6	-	-	10-72
2016-17	0-2	4-12	4-10	10-5	4-8	6-11	0-6	--	-	28-54
2017-18	3-4	9-5	5-10	7-5	8-3	13-3	7-0	--	-	52-30
2018-19	4-4	12-4	7-6	11-4	6-4	9-5	2-4	--	-	51-31
2019-20	4-0	10-6	9-7	8-5	6-5	2-3	--	--	4-4	43-29
2020-21	-	-	4-1	11-5	7-6	10-3	10-6	7-2		49-23
2021-22	4-2	7-8	8-6	12-3	6-4	9-7	5-1	-		51-31
2022-23	4-4	8-6	9-4	11-3	7-4	12-5	3-2	-		54-28
TOTALS	124-91	531-484	516-532	623-499	530-474	522-497	196-220	9-4	4-4	3054-2805
	(.577)	(.523)	(.492)	(.555)	(.528)	(.512)	(.471)	(.692)	(.500)	(.521)

*denotes NBA Championship

*Games were played in August 2020 as the season was restarted at the Orlando campus as a result of the coronavirus pandemic



HISTORY

OPENING NIGHT STARTING LINEUPS (SINCE 1963-64)

SEASON	GUARD	GUARD	FORWARD	FORWARD	CENTER
1963-64	Greer	Costello	Shaffer	Walker	Kerr
1964-65	Greer	Neumann	Walker	Greenspan	Kerr
1965-66	Greer	Bianchi	Walker	Jackson	Chamberlain
1966-67	Greer	Costello	Costello	Walker	Chamberlain
1967-68	Greer	W. Jones	Jackson	Walker	Chamberlain
1968-69	Greer	W. Jones	Walker	Cunningham	Jackson
1969-70	Greer	Clark	Washington	Cunningham	Jackson
1970-71	Clark	W. Jones	Cunningham	Washington	Jackson
1971-72	Clark	Greer	Cunningham	Washington	Jackson
1972-73	Carter	Greer	Bridges	Block	Awtrey
1973-74	Carter	Boyd	Van Arsdale	Mix	Ellis
1974-75	Boyd	Collins	Mix	Van Arsdale	Ellis
1975-76	Carter	Collins	Cunningham	McGinnis	Catchings
1976-77	Collins	Free	McGinnis	Mix	Catchings
1977-78	Bibby	Collins	McGinnis	Mix	Dawkins
1978-79	Cheeks	Collins	Erving	B. Jones	C. Jones
1979-80	Collins	Cheeks	Erving	C. Jones	Dawkins
1980-81	Cheeks	Collins	Erving	C. Jones	Dawkins
1981-82	Cheeks	Hollins	Erving	C. Jones	D. Dawkins
1982-83	Cheeks	Toney	Erving	Iavaroni	Malone
1983-84	Cheeks	Toney	Erving	Iavaroni	Malone
1984-85	Cheeks	Toney	Erving	Iavaroni	Malone
1985-86	Cheeks	Thompson	Barkley	Erving	Malone
1986-87	Erving	Cheeks	Hinson	Barkley	Ruland
1987-88	Cheeks	Wingate	Hinson	Barkley	McCormick
1988-89	Cheeks	Hawkins	Robinson	Barkley	Gminski
1989-90	Hawkins	J. Dawkins	Barkley	Payne	Gminski
1990-91	J. Dawkins	Hawkins	Barkley	Mahorn	Gminski
1991-92	J. Dawkins	Hawkins	Anderson	Barkley	Gilliam
1992-93	Hornacek	Hawkins	Weatherspoon	Gilliam	Lang
1993-94	Dawkins	Hornacek	Weatherspoon	Kidd	Bradley
1994-95	Barros	Malone	Weatherspoon	Wright	Bradley
1995-96	Maxwell	Stackhouse	Dumas	Weatherspoon	Bradley
1996-97	Stackhouse	Iverson	Jim Jackson	Weatherspoon	Coleman
1997-98	Stackhouse	Iverson	Jim Jackson	Weatherspoon	Coleman
1998-99	Iverson	Snow	Lynch	Ratliff	Geiger
1999-00	Iverson	Snow	Lynch	Owens	Hill
2000-01	Iverson	Snow	Hill	Lynch	Ratliff
2001-02	Bell	Claxton	Coleman	Harpring	Mutombo
2002-03	Iverson	Snow	McKie	Van Horn	MacCulloch
2003-04	Iverson	Snow	Salmons	Thomas	Coleman
2004-05	Iverson	McKie	Iguodala	Thomas	Jackson
2005-06	Iverson	Iguodala	Korver	Webber	Hunter
2006-07	Ollie	Iverson	Iguodala	Webber	Dalembert
2007-08	Miller	Green	Iguodala	Evans	Dalembert
2008-09	Miller	Iguodala	Young	Brand	Dalembert
2009-10	Williams	Iguodala	Young	Brand	Dalembert
2010-11	Holiday	Iguodala	Kapono	Brand	Hawes
2011-12	Holiday	Meeks	Iguodala	Brand	Hawes
2012-13	Holiday	Richardson	Turner	T. Young	Allen
2013-14	Carter-Williams	Anderson	Turner	Young	Hawes
2014-15	Wroten	Thompson	Johnson	Noel	Sims
2015-16	Canaan	Sampson	Thompson	Noel	Okafor
2016-17	Rodriguez	Henderson	Covington	Saric	Embiid
2017-18	Bayless	Redick	Simmons	Covington	Embiid
2018-19	Fultz	Simmons	Saric	Covington	Embiid
2019-20	Simmons	Richardson	Harris	Horford	Embiid
2020-21	Simmons	Curry	Green	Harris	Embiid
2021-22	Maxey	Curry	Green	Harris	Embiid
2022-23	Harden	Maxey	Harris	Tucker	Embiid



HISTORY

ALL-TIME OPENING GAME RESULTS

FIRST HOME GAME OF SEASON

SYRACUSE NATIONALS				
1949-50	W	2,476	vs. Denver*	78-58
1950-51	W	3,476	vs. Fort Wayne*	92-77
1951-52	W	4,520	vs. Fort Wayne*	90-75
1952-53	W	4,026	vs. Philadelphia	117-91
1953-54	W	7,859	vs. Philadelphia	85-61
1954-55	L	3,783	vs. Minneapolis*	97-94
1955-56	W	3,789	vs. Fort Wayne* (OT)	114-113
1956-57	W	3,567	vs. Rochester*	91-75
1957-58	W	7,112	vs. Philadelphia*	103-95
1958-59	W	3,154	vs. Detroit*	103-94
1959-60	L	4,803	vs. Boston*	121-109
1960-61	L	4,677	vs. Philadelphia*	133-123
1961-62	W	3,665	vs. Chicago*	123-103
1962-63	W	5,611	vs. LA Lakers*	108-102
PHILADELPHIA 76ERS				
1963-64	L	6,850	vs. Detroit	124-121
1964-65	W	2,260	vs. Detroit*	125-113
1965-66	W	5,190	vs. Detroit	120-103
1966-67	W	8,402	vs. New York*	128-112
(SPECTRUM)				
1967-68	W	9,106	vs. LA Lakers*	103-87
1968-69	W	15,244	vs. LA Lakers*	114-96
1969-70	W	10,057	vs. LA Lakers*	131-126
1970-71	W	7,035	vs. Chicago*	100-97
1971-72	W	10,635	vs. Seattle	110-103
1972-73	L	6,257	vs. Seattle	105-100
1973-74	L	4,564	vs. Houston*	104-88
1974-75	W	8,939	vs. New Orleans*	112-99
1975-76	W	18,020	vs. LA Lakers	117-114
1976-77	L	17,196	vs. San Antonio*	121-118
1977-78	W	14,148	vs. Detroit*	113-96
1978-79	W	18,276	vs. LA Lakers*	110-102
1979-80	W	13,503	vs. Houston	113-105
1980-81	L	15,136	vs. Milwaukee*	106-103
1981-82	W	14,102	vs. Cleveland*	128-104
1982-83	W	18,482	vs. New Jersey*	110-99
1983-84	W	16,167	vs. Washington*	117-114
1984-85	W	11,892	vs. Cleveland*	111-101
1985-86	W	8,925	vs. Detroit (OT)	132-125
1986-87	W	10,247	vs. Indiana*	108-104
1987-88	W	12,287	vs. Indiana*	108-95
1988-89	W	13,468	vs. LA Clippers*	125-110
1989-90	L	13,893	vs. Milwaukee*	102-96
1990-91	W	15,678	vs. New Jersey (OT)	112-110
1991-92	L	13,170	vs. Orlando	122-115
1992-93	L	12,608	vs. New Jersey*	114-111
1993-94	W	14,531	vs. Washington*	94-82
1994-95	L	16,114	vs. Milwaukee*	91-86
1995-96	W	18,168	vs. Washington*	105-103
(THE CENTER)				
1996-97	L	20,444	vs. Milwaukee*	111-103
1997-98	L	12,199	vs. Milwaukee*	103-88
1998-99	W	20,143	vs. Orlando	95-75
1999-00	W	19,402	vs. Seattle	117-98
2000-01	W	19,817	vs. Toronto	104-98
2001-02	L	20,230	vs. Dallas	99-92
2002-03	W	19,569	vs. Milwaukee	95-93
2003-04	W	18,295	vs. Miami*	89-74
2004-05	L	19,385	vs. Phoenix	98-108
2005-06	L	17,705	vs. Milwaukee* (OT)	108-117
2006-07	W	17,119	vs. Atlanta*	88-75
2007-08	L	19,706	vs. New Jersey	88-93
2008-09	L	15,750	vs. Toronto*	84-95
2009-10	W	14,638	vs. Milwaukee	99-86
2010-11	L	20,389	vs. Miami*	87-97
2011-12	W	19,408	vs. Detroit	96-73
2012-13	W	19,101	vs. Denver*	84-75
2013-14	W	19,523	vs. Miami*	114-110
2014-15	L	19,753	vs. Miami	96-114
2015-16	L	17,122	vs. Utah	71-99
2016-17	L	17,122	vs. Oklahoma City	97-103
2017-18	L	20,816	vs. Boston	92-102
2018-19	W	20,302	vs. Chicago	127-108
2019-20	W	20,422	vs. Boston	107-93
2020-21	W	--	vs. Washington	113-107
2020-21	W	20,367	vs. Brooklyn	114-109
2022-23	L	20,060	vs. Milwaukee	88-90

FIRST ROAD GAME OF SEASON

SYRACUSE NATIONALS			
1949-50	L	at St. Louis	73-67
1950-51	L	at New York (OT)	74-72
1951-52	L	at Baltimore	91-82
1952-53	L	at Philadelphia* (OT)	86-84
1953-54	L	at Philadelphia*	79-73
1954-55	L	at Boston	107-84
1955-56	L	at Rochester	83-80
1956-57	W	at St. Louis	75-73
1957-58	L	at Cincinnati	110-100
1958-59	W	at Philadelphia	103-98
1959-60	L	at Detroit	117-102
1960-61	L	at St. Louis	123-100
1961-62	L	at St. Louis	110-107
1962-63	W	at New York	123-119
PHILADELPHIA 76ERS			
1963-64	W	at Detroit	117-115
1964-65	W	at St. Louis	126-86
1965-66	W	at Baltimore*	133-101
1966-67	W	at Baltimore	141-112
1967-68	W	Detroit at NY	124-102
1968-69	W	at Baltimore	124-121
1969-70	W	at Cincinnati	134-123
1970-71	W	at Cincinnati	123-105
1971-72	W	at Chicago*	114-100
1972-73	L	at Chicago*	95-89
1973-74	W	at Houston	106-101
1974-75	W	at New York	99-86
1975-76	W	at Chicago*	110-103
1976-77	L	at Buffalo	108-105
1977-78	L	at Portland	98-94
1978-79	W	at Detroit	126-117
1979-80	W	at Washington*	93-92
1980-81	W	at Washington	126-120
1981-82	W	at Atlanta	108-106
1982-83	W	at New York*	104-89
1983-84	W	at Indiana (OT)	124-112
1984-85	W	at Atlanta	111-108
1985-86	W	at New York*	99-89
1986-87	L	at Indiana (2OT)	125-121
1987-88	L	at Chicago	104-94
1988-89	W	at Milwaukee*	114-103
1989-90	L	at Minnesota (OT)	125-118
1990-91	W	at Chicago*	124-116
1991-92	L	at Chicago*	110-90
1992-93	L	at New York	89-85
1993-94	L	at Orlando	114-89
1994-95	L	at Orlando	122-107
1995-96	L	at Charlotte	119-108
1996-97	L	at Chicago	115-86
1997-98	L	at Chicago	94-74
1998-99	W	at Charlotte*	78-66
1999-00	L	at San Antonio*	89-76
2000-01	W	at New York*	101-72
2001-02	L	at Minnesota*	83-74
2002-03	L	at Orlando*	95-88
2003-04	L	at Sacramento	100-89
2004-05	W	at Boston*	98-95
2005-06	L	at Detroit	88-108
2006-07	W	at Orlando	105-103
2007-08	L	at Toronto*	97-106
2008-09	L	at Atlanta	88-95
2009-10	L	at Orlando*	106-120
2010-11	L	at Indiana	86-99
2011-12	L	at Portland*	103-107
2012-13	L	at New York	84-100
2013-14	W	at Washington	109-102
2014-15	L	at Indiana*	91-103
2015-16	L	at Boston	95-112
2016-17	L	at Charlotte	93-109
2017-18	L	at Washington	115-120
2018-19	L	at Boston	87-105
2019-20	W	at Detroit	117-111
2020-21	W	at New York	109-89
2021-22	L	vs. Brooklyn	109-114
2021-22	W	vs. New Orleans	117-97
2022-23	L	vs. Boston	117-126

FIRST GAME OF SEASON

	76ERS ONLY	NATIONALS ONLY	TOTAL
First Home Game:	37-23	11-3	48-26
First Away Game:	28-32	3-11	31-43
Season Opener:	35-25	9-5	44-30



HISTORY

BIGGEST WINS AND LOSSES

OPPONENT	BIGGEST WIN	POINT MARGIN	DATE	SITE
Tri/StL/Atlanta Hawks	132-85	47	12/08/82	at Philadelphia
Boston Celtics	138-96	42	10/29/66	at Philadelphia
New Jersey/Brooklyn Nets	142-107	35	02/05/86	at Philadelphia
Charlotte Bobcats/Hornets	121-82	39	03/17/23	at Charlotte
Chicago Bulls	121-80	41	11/11/80	at Chicago
Cleveland Cavaliers	141-87	54	11/02/70	at Philadelphia
Dallas Mavericks	116-74	42	03/17/17	at Philadelphia
Denver Nuggets	132-101	31	11/05/77	at Philadelphia
Fort Wayne/Detroit Pistons	114-75	39	03/25/81	at Philadelphia
S.F./G.S. Warriors	137-91	46	12/14/68	at Philadelphia
S.D./Houston Rockets	134-96	38*	8/14/20	at Houston
Indiana Pacers	130-103	27	11/13/80	at Indiana
Buf/S.D./L.A. Clippers	149-118	31	03/29/78	at Philadelphia
Minn./L.A.Lakers	98-67	31	11/02/51	at Syracuse
Vancouver/Memphis Grizzlies	120-101	19	4/10/10	at Memphis
Miami Heat	139-108	31	02/22/89	at Miami
Milwaukee Bucks	136-92	44	11/16/68	at Philadelphia
Minnesota Timberwolves	149-107	42	1/15/19	at Philadelphia
New Orleans Hornets/Pelicans	108-87	21	11/25/02	at Philadelphia
New York Knicks	162-100	62*	12/25/60	at Syracuse
Seattle SuperSonics/Oklahoma City	160-122	38	12/20/67	at Seattle
Orlando Magic	133-103	30	11/27/22	at Orlando
Phoenix Suns	159-125	34	02/15/70	at Philadelphia
Portland Trail Blazers	88-60	28	03/06/03	at Portland
Roch/Cin/K.C./Sacramento Kings	124-87	37	11/16/60	at Syracuse
San Antonio Spurs	134-99	35	03/14/21	at Philadelphia
Toronto Raptors	97-62	35	1/7/12	at Philadelphia
Utah Jazz	114-89	25	02/05/90	at Philadelphia
Chi/Balt/Washington Wizards	143-104	39	11/12/76	at Philadelphia

* denotes largest margin of victory in franchise history ^ Game played in Orlando, Florida as part of 2019-20 season restart

OPPONENT	WORST LOSS	POINT MARGIN	DATE	SITE
Tri/StL/Atlanta Hawks	93-105	42	04/05/89	at Atlanta
Boston Celtics	87-135	48	02/15/22	at Philadelphia
New Jersey/Brooklyn Nets	94-130	36	12/16/13	at Brooklyn
Charlotte Bobcats/Hornets	84-136	52	02/27/92	at Charlotte
Chicago Bulls	76-121	45	12/21/10	at Chicago
Cleveland Cavaliers	67-110	43	01/15/94	at Cleveland
Dallas Mavericks	70-123	53	11/13/14	at Dallas
Denver Nuggets	75-105	30	02/23/95	at Denver
Fort Wayne/Detroit Pistons	78-115	37	12/20/97	at Detroit
Phila/S.F./G.S. Warriors	51-108	43	11/09/61	at Philadelphia
	80-123	43	02/10/14	at Golden State
S.D./Houston Rockets	74-124	50	03/18/07	at Philadelphia
Indiana Pacers	88-133	45	04/22/94	at Indiana
Buf/S.D./L.A. Clippers	78-123	45	02/09/14	at Los Angeles
Minn./L.A.Lakers	103-143	40	11/10/71	at Philadelphia
	95-135	40	11/19/72	at Los Angeles
Memphis Grizzlies	91-126	35	12/13/21	at Memphis
Miami Heat	83-120	37	03/05/94	at Miami
Milwaukee Bucks	94-132	38	04/24/21	at Milwaukee
Minnesota Timberwolves	84-119	35	12/08/04	at Philadelphia
New Orleans Hornets/Pelicans	98-135	37	11/16/13	at New Orleans
New York Knicks	91-139	48	11/29/72	at Philadelphia
	82-130	48	04/21/94	at New York
Seattle SuperSonics/Oklahoma City	93-149	56**	03/06/93	at Seattle
Orlando Magic	83-129	46	02/17/95	at Orlando
Phoenix Suns	97-127	30	11/14/86	at Phoenix
Portland Trail Blazers	104-146	42	11/05/76	at Portland
Roch/Cin/K.C./Sacramento Kings	98-154	56**	01/02/93	at Sacramento
San Antonio Spurs	68-119	51	12/07/15	at Philadelphia
Toronto Raptors	88-120	32	11/09/14	at Toronto
Utah Jazz	85-120	35	11/16/21	at Utah
Chi/Balt/Washington Wizards	76-111	35	01/19/15	at Washington

** denotes largest margin of defeat in franchise history



HISTORY

RECORD BREAKDOWN

All-Time Record by Division

The NBA divided into four divisions - Atlantic, Central, Midwest and Pacific - beginning in 1970-71 until 2003-04

1970-71		1982-83		1994-95		2005-06		2014-15	
Atlantic.....	10-6	Atlantic.....	15-9	Atlantic.....	12-16	Atlantic.....	10-6	Atlantic.....	2-14
Central.....	13-9	Central.....	29-5	Central.....	4-24	Central.....	6-12	Central.....	5-13
Midwest.....	9-11	Midwest.....	11-1	Midwest.....	2-10	Southeast.....	6-12	Southeast.....	5-13
Pacific.....	15-9	Pacific.....	10-2	Pacific.....	6-8	Northwest.....	5-5	Southwest.....	1-9
						Pacific.....	5-5	Northwest.....	4-6
						Southwest.....	6-4	Pacific.....	1-9
1971-72		1983-84		1995-96		2006-07		2015-16	
Atlantic.....	6-12	Atlantic.....	15-9	Atlantic.....	5-19	Atlantic.....	9-7	Atlantic.....	2-14
Central.....	9-11	Central.....	20-14	Central.....	7-23	Central.....	6-12	Central.....	0-18
Midwest.....	7-13	Midwest.....	10-2	Midwest.....	5-9	Southeast.....	9-9	Southeast.....	1-17
Pacific.....	8-16	Pacific.....	7-5	Pacific.....	1-13	Northwest.....	5-5	Southwest.....	1-9
						Pacific.....	3-7	Northwest.....	2-8
						Southwest.....	3-7	Pacific.....	4-6
1972-73		1984-85		1996-97		2007-08		2016-17	
Atlantic.....	2-20	Atlantic.....	15-9	Atlantic.....	11-14	Atlantic.....	7-9	Atlantic.....	7-9
Central.....	2-22	Central.....	25-9	Central.....	11-14	Central.....	9-9	Central.....	5-13
Midwest.....	3-13	Midwest.....	7-5	Midwest.....	5-9	Southeast.....	9-9	Southeast.....	7-11
Pacific.....	2-18	Pacific.....	11-1	Midwest.....	3-26	Northwest.....	5-5	Southwest.....	2-8
				Pacific.....	5-9	Pacific.....	4-6	Northwest.....	3-7
				Pacific.....	3-11	Southwest.....	6-4	Pacific.....	4-6
1973-74		1985-86		1997-98		2008-09		2017-18	
Atlantic.....	5-17	Atlantic.....	15-9	Atlantic.....	7-17	Atlantic.....	6-10	Atlantic.....	9-7
Central.....	8-16	Central.....	23-11	Central.....	9-21	Central.....	10-8	Central.....	11-7
Midwest.....	6-10	Midwest.....	8-4	Midwest.....	7-7	Southeast.....	9-9	Southeast.....	14-4
Pacific.....	6-14	Pacific.....	8-4	Midwest.....	8-6	Northwest.....	4-6	Southwest.....	7-3
				Pacific.....	7-7	Pacific.....	7-3	Southwest.....	7-3
						Southwest.....	5-5	Pacific.....	4-6
1974-75		1986-87		1998-99		2009-10		2018-19	
Atlantic.....	11-15	Atlantic.....	12-12	Atlantic.....	9-10	Atlantic.....	7-9	Atlantic.....	8-8
Central.....	8-12	Central.....	17-17	Central.....	16-9	Central.....	5-13	Central.....	12-6
Midwest.....	7-9	Midwest.....	8-4	Midwest.....	1-1	Southeast.....	2-16	Southeast.....	11-7
Pacific.....	8-12	Pacific.....	8-4	Midwest.....	2-2	Southwest.....	6-4	Southwest.....	6-4
				Pacific.....	2-2	Northwest.....	3-7	Northwest.....	6-4
						Pacific.....	4-6	Pacific.....	8-2
1975-76		1987-88		1999-00		2010-11		2019-20	
Atlantic.....	9-12	Atlantic.....	12-12	Atlantic.....	13-11	Atlantic.....	9-7	Atlantic.....	11-5
Central.....	13-12	Central.....	13-21	Central.....	23-7	Central.....	9-9	Central.....	10-6
Midwest.....	12-4	Midwest.....	6-6	Midwest.....	7-7	Southeast.....	2-16	Southeast.....	7-7
Pacific.....	12-8	Pacific.....	5-7	Midwest.....	6-8	Southwest.....	6-4	Southwest.....	5-3
				Pacific.....	7-7	Northwest.....	4-6	Northwest.....	5-4
						Pacific.....	6-4	Pacific.....	5-5
1976-77		1988-89		2000-01		2011-12		2020-21	
Atlantic.....	11-5	Atlantic.....	19-11	Atlantic.....	18-6	Atlantic.....	7-6	Atlantic.....	10-2
Central.....	17-7	Central.....	12-14	Central.....	22-8	Central.....	11-6	Central.....	8-7
Midwest.....	14-9	Midwest.....	8-4	Central.....	8-6	Southeast.....	7-11	Southeast.....	13-2
Pacific.....	8-11	Pacific.....	7-7	Midwest.....	8-6	Southwest.....	4-6	Southwest.....	7-3
				Pacific.....	8-6	Northwest.....	5-1	Northwest.....	5-5
						Pacific.....	6-4	Pacific.....	6-4
1977-78		1989-90		2001-02		2012-13		2021-22	
Atlantic.....	14-2	Atlantic.....	19-7	Atlantic.....	14-11	Atlantic.....	7-9	Atlantic.....	6-10
Central.....	14-10	Central.....	18-10	Central.....	17-12	Central.....	7-11	Central.....	14-4
Midwest.....	15-8	Midwest.....	8-6	Midwest.....	5-9	Southeast.....	8-10	Southeast.....	12-6
Pacific.....	12-7	Pacific.....	8-6	Midwest.....	7-7	Southwest.....	4-6	Southwest.....	8-2
				Pacific.....	5-9	Northwest.....	3-7	Northwest.....	5-5
						Pacific.....	5-5	Pacific.....	6-4
1978-79		1990-91		2002-03		2013-14		2022-23	
Atlantic.....	9-7	Atlantic.....	14-12	Atlantic.....	17-7	Atlantic.....	5-11	Atlantic.....	10-6
Central.....	16-8	Central.....	18-10	Central.....	18-12	Central.....	4-14	Central.....	13-5
Midwest.....	12-7	Midwest.....	5-9	Midwest.....	7-7	Southeast.....	5-13	Southeast.....	11-7
Pacific.....	10-13	Pacific.....	7-7	Pacific.....	6-8	Southwest.....	3-7	Southwest.....	5-5
						Northwest.....	2-8	Northwest.....	7-3
						Pacific.....	2-8	Pacific.....	8-2
1979-80		1991-92		2003-04		2014-15		2023-24	
Atlantic.....	19-5	Atlantic.....	15-13	Atlantic.....	10-14	Atlantic.....	5-11	Atlantic.....	10-6
Central.....	25-11	Central.....	8-20	Central.....	13-17	Central.....	4-14	Central.....	13-5
Midwest.....	7-3	Midwest.....	6-6	Midwest.....	4-10	Southeast.....	5-13	Southeast.....	11-7
Pacific.....	8-4	Pacific.....	6-8	Midwest.....	6-8	Southwest.....	3-7	Southwest.....	5-5
				Pacific.....	6-8	Northwest.....	2-8	Northwest.....	7-3
						Pacific.....	2-8	Pacific.....	8-2
1980-81		1992-93		2004-05		2015-16		2024-25	
Atlantic.....	15-9	Atlantic.....	11-17	Atlantic.....	8-8	Atlantic.....	5-11	Atlantic.....	10-6
Central.....	27-7	Central.....	7-21	Central.....	13-5	Central.....	4-14	Central.....	13-5
Midwest.....	11-1	Midwest.....	4-8	Southeast.....	12-6	Southeast.....	5-13	Southeast.....	11-7
Pacific.....	9-3	Pacific.....	4-10	Northwest.....	4-6	Southwest.....	3-7	Southwest.....	5-5
				Pacific.....	4-6	Northwest.....	2-8	Northwest.....	7-3
				Southwest.....	1-8	Pacific.....	2-8	Pacific.....	8-2
1981-82		1993-94		2005-06		2016-17		2025-26	
Atlantic.....	16-8	Atlantic.....	7-21	Atlantic.....	12-16	Atlantic.....	10-6	Atlantic.....	10-6
Central.....	24-10	Central.....	10-18	Central.....	4-24	Central.....	5-13	Central.....	13-5
Midwest.....	8-4	Midwest.....	5-7	Midwest.....	2-10	Southeast.....	6-12	Southeast.....	11-7
Pacific.....	10-2	Pacific.....	3-11	Pacific.....	6-8	Northwest.....	5-5	Southwest.....	5-5
						Pacific.....	5-5	Northwest.....	7-3
						Southwest.....	6-4	Pacific.....	8-2



HISTORY

RECORD BREAKDOWN

ALL-TIME RECORD VERSUS THE EASTERN & WESTERN CONFERENCE

1970-71 East23-15 West24-20	1982-83 East44-14 West21-3	1994-95 East16-40 West8-18	2006-07 East24-28 West11-19	2018-19 East31-21 West20-10
1971-72 East15-23 West15-29	1983-84 East35-23 West17-7	1995-96 East12-42 West6-22	2007-08 East25-27 West15-15	2019-20 East28-18 West15-12
1972-73 East4-42 West5-31	1984-85 East40-18 West18-6	1996-97 East14-40 West8-20	2008-09 East25-27 West16-14	2020-21 East31-11 West18-12
1973-74 East13-33 West12-24	1985-86 East38-20 West16-8	1997-98 East16-38 West15-13	2009-10 East14-38 West13-17	2021-22 East32-20 West19-11
1974-75 East19-27 West15-21	1986-87 East29-29 West16-8	1998-99 East25-19 West3-3	2010-11 East25-27 West16-14	2022-23 East34-18 West20-10
1975-76 East22-24 West24-12	1987-88 East25-33 West11-13	1999-00 East36-18 West13-15	2011-12 East28-20 West7-11	
1976-77 East28-12 West22-20	1988-89 East31-25 West15-11	2000-01 East40-14 West16-12	2012-13 East22-30 West12-18	
1977-78 East28-12 West27-15	1989-90 East37-17 West16-12	2001-02 East31-23 West12-16	2013-14 East14-38 West5-25	
1978-79 East25-15 West22-20	1990-91 East32-22 West12-16	2002-03 East35-19 West13-15	2014-15 East12-40 West6-24	
1979-80 East44-16 West15-7	1991-92 East23-33 West12-14	2003-04 East23-31 West10-18	2015-16 East3-49 West7-23	
1980-81 East42-16 West20-4	1992-93 East18-38 West8-18	2004-05 East33-19 West10-20	2016-17 East19-33 West9-21	
1981-82 East40-18 West18-6	1993-94 East17-39 West8-18	2005-06 East22-30 West16-14	2017-18 East34-18 West18-12	



HISTORY

ALL-TIME HIGH AND LOW SCORES

	HIGH	DATE	SITE	LOW	DATE	SITE
Tri./Mil/StL/Atlanta Hawks	144	2/23/61	at Philadelphia	68	12/27/51	at Syracuse
				68	1/30/53	at Milwaukee
				68	2/23/54	vs. Milwaukee
				68	2/26/54	at Milwaukee
Boston Celtics	150	3/6/70	at Philadelphia	65	3/28/04	at Boston
New Jersey/Brooklyn Nets	142	2/5/86	at Philadelphia	67	4/5/09	at New Jersey
Charlotte Bobcats/Hornets	144	4/2/22	at Philadelphia	66	4/5/95	at Charlotte
Chicago Bulls	145	11/18/66	at Boston	74	11/1/97	at Chicago
		11/10/82	at Philadelphia			
Cleveland Cavaliers	148	1/2/72	at Cleveland	67	1/15/94	at Cleveland
Dallas Mavericks	133	2/23/83	at Philadelphia	70	11/13/14	at Dallas
Denver Nuggets	149	3/30/90	at Philadelphia	75	2/23/95	at Denver
Fort Wayne/Detroit Pistons	162	2/8/63	at Detroit	64	1/12/50	at Fort Wayne
S.F./Golden State Warriors	163	3/10/63	at San Francisco	64	12/29/49	at Oakland
S.D./Houston Rockets	159	1/25/70	at Philadelphia	66	11/17/03	at Philadelphia
Indiana Pacers	147	3/6/23	at Indiana	69	12/14/12	vs. Philadelphia
Buf/S/D/L.A. Clippers	149	3/29/78	at Philadelphia	72	3/20/13	at Los Angeles
Minneapolis/L.A. Lakers	158	3/18/68	at Philadelphia	65	11/5/53	at Syracuse
Vancouver/Memphis Grizzlies	122	1/31/22	at Philadelphia	76	2/21/12	at Memphis
Miami Heat	139	2/22/89	at Miami	57	2/21/96	at Philadelphia
Milwaukee Bucks	143	3/3/69	at Milwaukee	74	3/12/11	at Milwaukee
Minnesota Timberwolves	149	1/15/19	at Philadelphia	74	10/30/01	at Minnesota
New Orleans Hornets/Pelicans	124	12/10/17	at New Orleans	72	11/11/07	at Philadelphia
New York Knicks	162	12/25/60	at New York	60	3/13/54	at New York
Seattle SuperSonics/Oklahoma City	160	12/20/67	at Seattle	73	1/2/98	at Seattle
Orlando Magic	130	11/25/17	at Philadelphia	70	1/14/95	at Orlando
Phoenix Suns	159	2/15/70	at Philadelphia	71	3/23/01	at Phoenix
Portland Trail Blazers	153	2/19/86	at Philadelphia	71	3/25/96	at Portland
K.C./Cinn./Roch./Sacramento Kings	147	3/19/71	at Philadelphia	63	12/10/49	at Philadelphia
San Antonio Spurs	137	2/3/23	at San Antonio	68	12/7/15	at Philadelphia
		3/24/89	at Philadelphia			
Toronto Raptors	126	12/22/18	at Philadelphia	70	3/31/02	at Toronto
New Orleans/Utah Jazz	132	2/19/82	at Philadelphia	69	12/28/02	at Utah
Chi./Balt./Washington Wizards	149	12/7/62	vs. Chicago	75	2/9/74	at Capital
	149	2/24/67	at Pittsburgh			

76ERS HIGHEST SCORING GAMES

	DATE	W/L	SIXERS	OPP	SITE	OPP. CITY
1.	3/10/63	W	163	148	H	San Francisco
2.	2/8/63	W	162	135	A	Detroit
3.	12/25/60	W	162	100	H	New York
4.	12/20/67	W	160	122	A	Seattle
5.	1/25/70	W	159	131	H	San Diego
6.	2/15/70	W	159	125	H	Phoenix
7.	3/18/68	W	158	128	H	Los Angeles
8.	2/19/86	W	153	133	H	Portland
9.	3/2/63	W	152	128	H	Detroit
10.	3/6/70	W	150	134	H	Boston
11.	2/21/62	W	150	109	H	Philadelphia
12.	12/13/59	W	150	121	H	Philadelphia

76ERS LOWEST SCORING GAMES

(includes only games since the shot clock was installed in 1954-55)

	DATE	W/L	SIXERS	OPP	SITE	OPP. CITY
1.	2/21/96	L	57	66	H	Miami
2.	3/28/04	L	65	89	A	Boston
3.	1/25/55	L	66	69	H	Fort Wayne
4.	4/5/95	L	66	84	A	Charlotte
5.	11/17/03	L	66	74	H	Houston
6.	2/23/04	L	66	76	H	Detroit
7.	1/15/94	L	67	110	A	Cleveland
8.	2/19/99	L	67	78	H	New York
9.	4/5/09	L	67	96	A	New Jersey
10.	12/7/15	L	68	119	H	San Antonio

OPPONENTS ALL-TIME HIGH AND LOW SCORES

	HIGH	DATE	SITE	LOW	DATE	SITE
Tri./Mil./StL./Atlanta Hawks	149	1/30/93	at Atlanta	59	11/10/53	at Milwaukee
Boston Celtics	148	1/19/63	at Philadelphia	65	2/17/53	at Syracuse
New Jersey/Brooklyn Nets	141	4/4/17	at Philadelphia	77	12/14/10	at Philadelphia
Charlotte Bobcats/Hornets	132	11/9/18	at Philadelphia	63	11/7/07	at Philadelphia
Chicago Bulls	148	11/19/71	at Philadelphia	67	3/14/01	at Chicago
Cleveland Cavaliers	131	3/20/73	at Cleveland	68	11/23/01	at Philadelphia
Dallas Mavericks	133	3/2/23	at Philadelphia	74	3/17/17	at Philadelphia
Denver Nuggets	134	2/27/82	at Denver	71	12/16/02	at Philadelphia
Fort Wayne/Detroit Pistons	146	1/12/63	at Syracuse	60	1/5/54	at Fort Wayne
S.F./Golden State Warriors	151	11/9/61	at Philadelphia	61	11/1/53	at Philadelphia
S.D./Houston Rockets	149	2/16/93	at Houston	73	12/8/99	at Philadelphia
Indiana Pacers	143	3/6/23	at Indiana	75	11/3/10	at Philadelphia
Buf./S./D./L.A. Clippers	136	3/1/20	at Los Angeles	75	12/31/02	at Los Angeles
Minneapolis/L.A. Lakers	154	12/19/71	at Los Angeles	65	1/29/53	at Minneapolis
Vancouver/Memphis Grizzlies	126	12/13/21	at Memphis	79	12/9/00	at Vancouver
Miami Heat	137	2/3/20	at Miami	66	2/21/96	at Philadelphia
Milwaukee Bucks	142	1/29/71	at Philadelphia	69	1/30/08	at Philadelphia
Minnesota Timberwolves	126	1/6/14	at Philadelphia	71	11/25/94	at Minnesota
Charlotte/New Orleans	136	2/27/92	at Charlotte	62	11/7/12	at New Orleans
New York Knicks	152	12/11/59	at New York	61	2/17/52	at Syracuse
Orlando Magic	129	2/17/95	at Orlando	61	2/4/13	at Philadelphia
Phoenix Suns	143	1/6/79	at Philadelphia (OT)	81	1/2/02	at Phoenix
Portland Trail Blazers	146	11/5/76	at Portland	60	3/6/03	at Portland
K.C./Cinn./Roch./Sacramento Kings	154	1/2/93	at Sacramento	63	1/14/51	at Syracuse
San Antonio Spurs	131	4/6/77	at San Antonio	71	2/11/11	at Philadelphia
Seattle/Oklahoma City	149	3/6/93	at Seattle	77	1/4/02	at Seattle
Toronto Raptors	129	10/30/18	at Toronto	62	11/7/12	at Philadelphia
New Orleans/Utah Jazz	126	3/19/75	at Philadelphia	76	1/16/77	at Philadelphia
Chi./Balt./Washington Wizards	143	3/14/65	at Baltimore	73	11/16/99	at Washington

TOP 10 OPPONENTS HIGHEST SCORING GAMES

	DATE	W/L	SIXERS	OPP	SITE	OPPONENT
1.	12/19/71	L	132	154	A	Los Angeles
	1/2/93	L	98	154	A	Sacramento
2.	12/11/59	L	121	152	A	New York
	11/9/61	L	108	151	A	Philadelphia
3.	2/13/70	L	106	151	H	New York (N.B.A.)
	1/30/93	L	123	149	A	Atlanta
	2/16/93	L	111	149	A	Houston
4.	3/6/93	L	93	149	A	Seattle
	3/10/63	W	163	148	H	San Francisco
	1/19/63	W (OT)	149	148	H	Boston
	11/19/71	L	104	148	H	Chicago

TOP 10 OPPONENTS LOWEST SCORING GAMES

(includes only games since the shot clock was installed in 1954-55)

	DATE	W/L	SIXERS	OPP	SITE	OPPONENT
1.	3/6/03	W	88	60	A	Portland
	2/4/13	W	78	61	H	Orlando
2.	1/7/12	W	97	62	H	Toronto
	11/7/12	W	77	62	A	New Orleans
3.	11/7/07	W	94	63	H	Charlotte
	2/15/55	W	92	66	H	Milwaukee
4.	2/5/99	W	78	66	A	Charlotte
	2/21/96	L	57	66	H	Miami
5.	3/14/01	W	85	67	A	Chicago
	4/9/99	W	83	67	A	Boston
	11/24/00	W	76	67	A	Atlanta
	4/19/99	W	72	67	H	New York



HISTORY

LONGEST WINNING & LOSING STREAK

LONGEST SINGLE-SEASON WINNING STREAKS

STREAK	WIN STREAK / OVERALL	
	BEGIN	END
16	3/15/18	4/11/18
14	12/21/1982	01/21/1983
13	12/22/1984	01/16/1985
12	11/12/1949	12/08/1949
12	10/15/1980	11/11/1980
12	01/13/1990	02/05/1990
11	03/03/1966	03/20/1966
11	11/24/1966	12/10/1966
11	12/13/1966	01/04/1967
10	11/15/1977	11/30/1977
10	11/13/1980	11/29/1980
10	12/03/1980	12/26/1980
10	12/03/1982	02/23/1982
10	11/10/1981	12/01/1981
10	02/06/1983	03/01/1983
10	10/31/2000	11/20/2000

STREAK	WIN STREAK / HOME GAMES	
	BEGIN	END
25	12/17/1977	04/05/1978
24	11/27/1982	03/23/1983
22	10/15/1966	01/20/1967
22	11/15/1980	02/11/1981
20	11/02/1952	01/22/1953

STREAK	WIN STREAK / ROAD GAMES	
	BEGIN	END
13	12/08/2000	01/28/2001
11	10/15/1980	11/26/1980
10	12/14/1984	01/15/1985
8	12/13/1966	01/18/1967
7	10/31/1981	12/01/1981
7	12/26/1982	01/18/1983
7	3/11/18	4/10/18
8	12/31/2022	02/03/2023
7	03/04/2023	03/22/2023

LONGEST SINGLE-SEASON LOSING STREAKS

STREAK	LOSING STREAK / OVERALL	
	BEGIN	END
26	01/31/2014	03/27/2014
20	01/09/1973	02/11/1973
18	10/28/2015	11/29/2015
17	10/29/2014	12/01/2014
15	10/10/1972	11/10/1972
15	02/09/1994	03/11/1994
14	12/07/1972	01/06/1973
13	02/08/2016	03/09/2016
13	03/02/1973	03/25/1973
13	12/28/1996	01/20/1997
12	3/12/2016	04/02/2016
12	12/02/2015	12/23/2015
12	11/20/2009	12/11/2009
12	11/25/2006	12/20/2006
11	11/14/1995	12/05/1995
10	03/27/2015	04/15/2015
10	03/15/1994	04/03/1994
10	12/04/1996	12/21/1996

STREAK	LOSING STREAKS / HOME GAMES	
	BEGIN	END
18	01/17/2014	03/21/2014
14	11/01/2014	12/19/2014
12	12/09/1996	01/24/1997
11	02/09/1994	04/03/1994
10	11/17/2006	12/16/2006
10	10/11/1972	12/01/1972
10	12/08/1972	02/03/1973

STREAK	LOSING STREAKS/ ROAD GAMES	
	BEGIN	END
20	12/28/1987	03/04/1988
16	01/14/2015	03/24/2015
15	01/09/1973	03/20/1973
15	01/02/2013	03/21/2013
13	02/01/2014	03/31/2014
13	11/09/2013	12/28/2013
12	10/10/1972	11/19/1972
11	12/21/1973	02/09/1974

LONGEST 76ERS WINNING STREAKS

Overall 2-season	(18) 3/3/66 to 11/4/66;
..... last 11 games in 1965-66 and first 7 games in 1966-67	
Same Season	(16) 3/15/18 to 4/11/18
Home	(36) 1/14/66 to 1/20/67
Road	(13) 12/8/00 to 1/28/01
Neutral	(14) 3/3/67 to 12/8/68
Start of Season	(10) 10/31/00 to 11/20/00
End of Season	(16) 3/15/18 to 4/11/18

LONGEST 76ERS LOSING STREAKS

Overall 2-season	(28) 03/27/15 to 11/29/15;
..... last 10 games in 2014-15 and first 18 games in 2015-16	
Overall	(26) 1/31/14 to 3/27/14
Home	(18) 1/17/14 to 3/21/14
Road	(20) 12/28/87 to 3/4/88
Neutral	(8) 11/24/72 to 2/23/73
Start of Season	(18) 10/28/15 to 11/29/15
End of Season	(13) 3/2/73 to 3/25/73



HISTORY

YEAR-BY-YEAR TOTAL ATTENDANCE

SEASON.....	REGULAR SEASON			PLAYOFFS		OVERALL	HOME
	GP	TOTAL	AVG.	GP	TOTAL	TOTAL	CROWD
1963-64.....	80	352,813	4,410	5	30,087	382,900	6,850
1964-65.....	80	478,728	5,984	11	111,884	590,612	11,182
1965-66.....	80	632,493	7,906	5	53,458	685,951	10,834
1966-67.....	81	714,344	8,819	15	159,495	873,829	13,007
1967-68.....	82	788,482	9,616	13	171,191	959,673	15,332
1968-69.....	82	715,325	8,723	5	66,407	781,732	15,244
1969-70.....	82	647,177	7,899	5	61,690	708,867	15,244
1970-71.....	82	669,620	8,166	7	56,563	726,183	15,244
1971-72.....	82	674,382	8,224	—	—	674,382	15,304
1972-73.....	82	522,795	6,376	—	—	522,795	10,052
1973-74.....	82	508,288	6,198	—	—	508,288	8,988
1974-75.....	82	664,051	8,098	—	—	664,051	12,237
1975-76.....	82	955,864	11,657	3	39,488	999,352	18,516
1976-77.....	82	1,265,943	15,438	19	305,050	1,570,993	18,276
1977-78.....	82	1,244,053	15,171	10	171,233	1,415,286	18,276
1978-79.....	82	1,100,983	13,427	9	120,522	1,221,505	18,276
1979-80.....	82	1,057,224	12,893	18	299,164	1,356,388	18,276
1980-81.....	82	1,031,692	12,582	16	212,547	1,244,239	18,276
1981-82.....	82	1,082,222	13,198	21	318,558	1,400,780	18,364
1982-83.....	82	1,268,425	15,469	13	216,641	1,485,066	18,482
1983-84.....	82	1,197,350	14,602	5	77,005	1,274,355	17,921
1984-85.....	82	1,204,455	14,688	13	171,371	1,375,826	17,921
1985-86.....	82	1,104,429	13,469	12	155,189	1,259,568	17,941
1986-87.....	82	1,266,995	15,451	5	62,981	1,329,976	17,967
1987-88.....	82	1,098,116	13,392	—	—	1,098,116	18,168
1988-89.....	82	1,213,533	14,799	3	55,418	1,268,951	18,168
1989-90.....	82	1,242,986	15,158	10	177,442	1,420,428	18,168
1990-91.....	82	1,294,624	15,788	8	137,159	1,431,783	18,168
1991-92.....	82	1,248,972	15,231	—	—	1,248,972	18,168
1992-93.....	82	1,159,652	14,142	—	—	1,159,652	18,168
1993-94.....	82	1,176,196	14,344	—	—	1,176,196	18,168
1994-95.....	82	1,173,665	14,313	—	—	1,173,665	18,168
1995-96.....	82	1,213,440	14,798	—	—	1,213,440	18,168
1996-97.....	82	1,349,085	16,452	—	—	1,349,085	21,061
1997-98.....	82	1,368,957	16,695	—	—	1,368,957	21,305
1998-99.....	50	894,843	17,897	8	148,328	1,043,171	20,930
1999-00.....	82	1,467,532	17,897	10	185,772	1,653,304	21,060
2000-01.....	82	1,567,588	19,117	23	463,716	2,031,304	21,087
2001-02.....	82	1,610,514	19,640	5	97,465	1,707,979	20,797
2002-03.....	82	1,561,842	19,047	12	239,884	1,801,726	20,254
2003-04.....	82	1,512,708	18,448	—	—	1,512,708	20,804
2004-05.....	82	1,467,971	17,902	5	99,029	1,567,000	21,068
2005-06.....	82	1,440,987	17,573	—	—	1,440,987	20,652
2006-07.....	82	1,340,443	16,347	—	—	1,340,443	20,577
2007-08.....	82	1,316,181	16,051	6	117,510	1,433,691	20,730
2008-09.....	82	1,358,729	16,567	4	102,030	1,460,759	20,484
2009-10.....	82	1,275,669	15,557	—	—	1,275,669	20,809



HISTORY

YEAR-BY-YEAR TOTAL ATTENDANCE

SEASON.....	REGULAR SEASON			PLAYOFFS		OVERALL	HOME
	GP	TOTAL	AVG.	GP	TOTAL	TOTAL	CROWD
2010-11.....	82	1,308,217	15,954	5	99,152	1,407,369	20,614
2011-12.....	66	1,130,832	17,134	13	262,919	1,393,751	20,694
2012-13.....	82	1,395,663	17,020	—	—	1,395,663	20,665
2013-14.....	82	1,283,725	15,655	—	—	1,283,725	20,856
2014-15.....	82	1,295,614	15,800	—	—	1,295,614	19,523
2015-16.....	82	1,327,291	16,186	—	—	1,327,291	20,798
2016-17.....	82	1,416,126	17,269	—	—	1,416,126	20,698
2017-18.....	82	1,570,701	19,154	10	199,723	1,770,424	20,848
2018-19.....	82	1,572,263	19,174	12	239,713	1,811,976	20,704
2019-20.....	65*	1,243,487	19,131	4	-	1,243,487	21,109 72*
2020-21.....	72*	108,400	3,497	12	183,213	291,613	18,624
2021-22.....	82	1,527,045	18,623	12	244,057	1,771,102	20,655
2022-23.....	82	1,573,607	19,190	11	218,333	1,791,940	21,255

*The 76ers played just 73 total games in 2019-20 due to the coronavirus pandemic. The team's final eight regular-season games and all playoff games were played on the NBA Campus in Orlando, Florida without fans in attendance.

*Though the 76ers played 72 regular season games in 2020-21, only 31 of those dates featured a live attendance. During the postseason, attendance numbers dramatically increased as the Covid-19 vaccine was rolled out.

TOP 5 LARGEST HOME CROWDS AT THE CENTER

ALL-GAMES			REGULAR SEASON ONLY			PLAYOFFS ONLY		
21,337	Boston	05/11/23	21,305	Chicago	04/17/98	21,337	Boston	05/11/23
21,305	Chicago	04/17/98	21,255	Denver	01/28/23	21,290	Boston	05/05/23
21,290	Boston	05/05/23	21,220	Washington	03/12/23	21,264	Boston	05/07/23
21,264	Boston	05/07/23	21,205	Memphis	02/23/23	21,087	Milwaukee	05/30/01
21,255	Denver	01/28/23	21,178	Miami	04/06/23	21,046	Milwaukee	06/03/01



HISTORY

ATTENDANCE FIGURES (HOME/ROAD BREAKDOWN)

HOME GAMES						ROAD GAMES						
HOME	GP	TOTAL	AVG.	PO	PO TOTAL	ALL GP	GP	TOTAL	AVG.	PO	PO TOTAL	ALL GP
1963-64	30	108,271	3,609	2	8,765	117,036	43	221,746	5,157	3	21,322	243,068
1964-65	25	108,729	4,349	5	43,517	152,246	48	334,403	6,967	6	68,367	402,770
1965-66	25	145,372	5,804	3	25,640	171,012	48	438,354	9,132	2	27,818	466,172
1966-67	30	246,275	8,224	8	78,275	324,550	43	403,889	9,393	7	81,220	485,109
1967-68	35	304,631	8,704	7	78,941	383,572	47	483,851	10,295	6	92,250	576,101
1968-69	34	361,161	10,622	3	38,639	399,800	45	339,152	7,537	2	27,768	366,920
1969-70	38	311,976	8,210	2	29,450	341,426	44	335,201	7,618	3	32,240	367,441
1970-71	39	336,815	8,636	3	26,607	363,422	43	332,805	7,739	4	29,956	362,761
1971-72	37	326,493	8,824	—	—	326,493	41	321,043	7,830	—	—	321,043
1972-73	31	182,921	5,901	—	—	182,921	41	305,142	7,442	—	—	305,142
1973-74	37	171,159	4,626	—	—	171,159	41	321,233	7,835	—	—	321,233
1974-75	41	296,721	7,237	—	—	296,721	41	367,330	8,959	—	—	367,330
1975-76	41	509,699	12,432	2	27,439	537,138	41	446,165	10,882	1	12,049	458,214
1976-77	41	632,949	15,438	0	174,115	807,064	41	632,994	15,438	9	130,935	763,929
1977-78	41	644,456	15,718	5	79,124	723,580	41	599,597	14,624	5	92,109	691,706
1978-79	41	506,485	12,353	4	52,324	558,809	41	594,488	14,500	5	68,198	662,728
1979-80	41	479,727	11,701	9	151,060	630,787	41	577,497	14,085	9	148,104	725,601
1980-81	41	469,355	11,448	8	109,190	578,545	41	562,337	13,715	8	103,357	665,694
1981-82	41	506,847	12,362	10	162,904	669,751	41	575,375	14,034	11	155,654	731,029
1982-83	41	646,788	15,775	7	22,615	769,403	41	621,637	15,162	6	91,026	712,663
1983-84	41	588,139	14,345	3	44,457	632,596	41	609,211	14,859	2	32,548	745,211
1984-85	41	572,569	13,965	6	81,256	653,825	41	631,886	15,412	7	90,115	722,001
1985-86	41	513,459	12,523	6	81,206	594,665	41	590,970	14,414	6	73,933	664,903
1986-87	41	587,748	14,335	2	29,825	617,573	41	679,247	16,567	3	33,156	712,403
1987-88	41	513,113	12,515	—	—	513,113	41	585,003	14,268	—	—	585,003
1988-89	41	558,292	13,617	1	16,236	576,460	41	655,241	15,981	2	39,182	694,423
1989-90	41	574,710	14,017	5	87,991	662,701	41	668,276	16,299	5	89,451	757,727
1990-91	41	634,210	15,469	3	51,921	686,131	41	660,414	16,108	5	85,238	745,652
1991-92	41	574,128	14,003	—	—	574,128	41	674,844	16,460	—	—	674,844
1992-93	41	515,284	12,568	—	—	515,284	41	644,368	15,716	—	—	644,368
1993-94	41	509,444	12,425	—	—	509,444	41	666,752	16,262	—	—	666,752
1994-95	41	507,809	12,386	—	—	507,809	41	665,856	16,240	—	—	665,856
1995-96	41	489,327	11,935	—	—	489,327	41	724,113	17,661	—	—	724,113
1996-97	41	626,478	15,280	—	—	626,478	41	722,607	17,265	—	—	722,607
1997-98	41	655,417	15,986	—	—	655,417	41	713,540	17,403	—	—	713,540
1998-99	25	436,444	17,458	4	83,198	519,642	25	458,399	18,336	4	65,130	523,529
1999-00	41	756,929	18,462	5	104,028	860,957	41	710,603	17,332	5	81,744	792,347
2000-01	41	805,692	19,651	13	271,595	1,077,287	41	761,896	18,583	10	192,121	954,017
2001-02	41	842,976	20,560	2	41,593	884,569	41	767,538	18,720	3	55,872	823,410
2002-03	41	807,097	19,685	6	121,523	928,620	41	754,745	18,408	6	118,361	873,106
2003-04	41	788,128	19,223	—	—	788,128	41	724,580	17,673	—	—	724,580
2004-05	41	732,686	17,870	2	32,801	765,487	41	735,285	17,934	3	66,228	801,513
2005-06	41	677,278	16,519	—	—	677,278	41	763,709	18,627	—	—	763,709
2006-07	41	608,603	14,844	—	—	608,603	41	731,840	17,850	—	—	731,840
2007-08	41	609,675	14,870	3	51,282	660,957	41	609,675	14,870	3	66,228	675,903
2008-09	41	647,898	15,802	3	49,647	697,545	41	710,831	17,337	3	52,383	763,214
2009-10	41	583,219	14,225	—	—	583,219	41	692,450	16,889	—	—	692,450
2010-11	41	604,823	14,752	2	39,452	644,275	41	703,394	17,156	3	59,700	763,094
2011-12	33	577,597	17,503	6	122,320	699,917	33	553,235	16,765	7	140,599	693,834



HISTORY

ATTENDANCE FIGURES (HOME/ROAD BREAKDOWN)

HOME	HOME GAMES						ROAD GAMES					
	GP	TOTAL	AVG.	PO	PO TOTAL	ALL GP	GP	TOTAL	AVG.	PO	PO TOTAL	ALL GP
2012-13.....	41	685,412	16,717	—	—	685,412	41	710,251	17,323	—	—	710,251
2013-14.....	41	568,632	13,869	—	—	568,632	41	715,093	17,441	—	—	715,093
2014-15.....	41	571,342	13,935	—	—	571,342	41	724,272	17,665	—	—	724,272
2015-16.....	41	610,121	14,881	—	—	610,121	41	717,170	17,492	—	—	717,170
2016-17.....	41	710,557	17,331	—	—	710,557	41	705,569	17,209	—	—	705,569
2017-18.....	41	833,503	20,329	5	104,235	937,738	41	737,198	17,980	5	95,488	832,686
2018-19.....	41	838,564	20,453	6	123,445	962,009	41	733,699	17,895	6	116,268	849,967
2019-20.....	31*	639,491	20,629	2	-	639,491	34*	603,996	17,765	2	-	603,996
2020-21.....	36*	68,583	4,034	7	112,339	16,048	36*	39,817	2,844	5	70,874	291,613
2021-22.....	41	846,867	20,655	6	125,410	20,902	41	680,178	16,590	6	118,647	19,775
2022-23.....	41	839,261	20,470	5	105,762	945,023	41	734,346	17,911	6	112,571	846,917

*The 76ers played just 73 total games in 2019-20 due to the coronavirus pandemic. The team's final eight regular-season games and all playoff games were played on the NBA Campus in Orlando, Florida without fans in attendance.

*Though the 76ers played 72 regular season games in 2020-21, only 31 (17 home, 14 road) of those dates featured a live attendance. During the postseason, attendance numbers dramatically increased as the Covid-19 vaccine was rolled out.

BIGGEST & SMALLEST CROWDS

Biggest 76ers home crowd, ever.....	21,337	- 76ers vs. Boston, May 11, 2023
Biggest 76ers home crowd, playoffs.....	21,337	- 76ers vs. Boston, May 11, 2023
Smallest crowd, playoffs.....	4,255	- 76ers vs. Cincinnati, March 28, 1964
Biggest 76ers crowd anywhere.....	52,745	- Pontiac, Michigan, February 14, 1987
Smallest Spectrum crowd.....	2,058	- 76ers vs. Buffalo, February 6, 1974
Smallest Center crowd.....	9,317	- 76ers vs. Charlotte, November 7, 2007



HISTORY

TRIPLE-DOUBLES (SINCE 1979-80)

PLAYER	DATE	OPPONENT	STATISTICS
James Harden.....	3/17/23.....	Charlotte Hornets.....	11 points, 11 rebounds, 10 assists
James Harden.....	1/19/23.....	Portland Trail Blazers.....	16 points, 10 rebounds, 14 assists
James Harden.....	1/10/23.....	Detroit Pistons.....	16 points, 12 rebounds, 15 assists
James Harden.....	1/8/23.....	Detroit Pistons.....	20 points, 11 rebounds, 11 assists
Joel Embiid.....	12/31/22.....	Oklahoma City Thunder.....	16 points, 13 rebounds, 10 assists
James Harden.....	12/23/22.....	LA Clippers.....	20 points, 11 rebounds, 21 assists
James Harden.....	4/3/22.....	Cleveland Cavaliers.....	21 points, 10 rebounds, 10 assists
James Harden.....	2/27/22.....	New York Knicks.....	29 points, 10 rebounds, 16 assists
Joel Embiid.....	2/12/22.....	Cleveland Cavaliers.....	40 points, 14 rebounds, 10 assists
Joel Embiid.....	1/3/22.....	Houston Rockets.....	31 points, 15 rebounds, 10 assists
Tobias Harris.....	12/28/21.....	Toronto.....	19 points, 12 rebounds, 10 assists
Ben Simmons.....	3/17/21.....	Milwaukee Bucks.....	13 points, 10 rebounds, 12 assists
Ben Simmons.....	1/27/21.....	L.A. Lakers.....	17 points, 11 rebounds, 10 assists
Ben Simmons.....	1/14/21.....	Miami Heat.....	10 points, 10 rebounds, 12 assists
Ben Simmons.....	1/2/21.....	Charlotte Hornets.....	15 points, 12 rebounds, 11 assists
Ben Simmons.....	2/11/20.....	L.A. Clippers.....	26 points, 12 rebounds, 10 assists
Ben Simmons.....	2/9/20.....	Chicago Bulls.....	19 points, 10 rebounds, 10 assists
Ben Simmons.....	1/20/20.....	Brooklyn Nets.....	34 points, 12 rebounds, 12 assists
Ben Simmons.....	1/3/20.....	Houston Rockets.....	29 points, 13 rebounds, 11 assists
Ben Simmons.....	12/23/19.....	Detroit Pistons.....	16 points, 13 rebounds, 17 assists
Ben Simmons.....	11/22/19.....	San Antonio Spurs.....	10 points, 10 rebounds, 13 assists
Joel Embiid.....	4/4/19.....	Milwaukee Bucks.....	34 points, 13 rebounds, 13 assists
Ben Simmons.....	3/2/19.....	Golden State Warriors.....	25 points, 15 rebounds, 11 assists
Ben Simmons.....	2/28/19.....	Oklahoma City Thunder.....	11 points, 13 rebounds, 11 assists
Ben Simmons.....	1/23/19.....	San Antonio Spurs.....	21 points, 10 rebounds, 15 assists
Ben Simmons.....	1/11/19.....	Atlanta Hawks.....	23 points, 10 rebounds, 15 assists
Ben Simmons.....	1/5/19.....	Dallas Mavericks.....	20 points, 13 rebounds, 11 assists
Ben Simmons.....	12/27/18.....	Utah Jazz.....	13 points, 14 rebounds, 12 assists
Ben Simmons.....	12/19/18.....	New York Knicks.....	13 points, 12 rebounds, 10 assists
Ben Simmons.....	12/16/18.....	Cleveland Cavaliers.....	22 points, 11 rebounds, 14 assists
Joel Embiid.....	11/14/18.....	Orlando Magic.....	19 points, 13 rebounds, 10 assists
Ben Simmons.....	10/24/18.....	Milwaukee Bucks.....	14 points, 13 rebounds, 11 assists
Ben Simmons.....	10/18/18.....	Chicago Bulls.....	13 points, 13 rebounds, 11 assists
Markelle Fultz.....	4/11/18.....	vs. Milwaukee.....	13 points, 10 rebounds, 10 assists
Ben Simmons.....	4/6/18.....	vs. Cleveland.....	27 points, 15 rebounds, 13 assists
Ben Simmons.....	3/30/18.....	at Atlanta.....	13 points, 12 rebounds, 11 assists
Ben Simmons.....	3/24/18.....	vs. Minnesota.....	15 points, 12 rebounds, 13 assists
Ben Simmons.....	3/19/18.....	vs. Charlotte.....	11 points, 12 rebounds, 15 assists
Ben Simmons.....	3/15/18.....	at New York.....	13 points, 10 rebounds, 12 assists
Ben Simmons.....	3/13/18.....	vs. Indiana.....	10 points, 13 rebounds, 10 assists
Ben Simmons.....	2/14/18.....	vs. Miami.....	18 points, 12 rebounds, 10 assists
T.J. McConnell.....	2/12/18.....	vs. New York.....	10 points, 10 rebounds, 11 assists
Ben Simmons.....	1/24/18.....	vs. Chicago.....	19 points, 17 rebounds, 14 assists
Ben Simmons.....	12/18/17.....	at Chicago.....	19 points, 11 rebounds, 10 assists
Ben Simmons.....	12/7/17.....	vs. L.A. Lakers.....	12 points, 12 rebounds, 15 assists
Ben Simmons.....	11/3/17.....	vs. Indiana.....	14 points, 11 rebounds, 11 assists
Ben Simmons.....	10/23/17.....	at Detroit.....	21 points, 12 rebounds, 10 assists
Michael Carter-Williams.....	1/30/15.....	vs. Minnesota.....	17 points, 10 rebounds, 10 assists
Michael Carter-Williams.....	11/29/14.....	vs. Dallas.....	18 points, 10 rebounds, 16 assists
Michael Carter-Williams.....	12/13/14.....	vs. Memphis.....	16 points, 11 rebounds, 11 assists
Michael Carter-Williams.....	3/10/14.....	at New York.....	23 points, 13 rebounds, 10 assists
Tony Wroten.....	11/13/13.....	vs. Houston.....	18 points, 10 rebounds, 11 assists
Michael Carter-Williams.....	12/3/13.....	vs. Orlando.....	27 points, 13 rebounds, 10 assists
Jrue Holiday.....	1/2/13.....	at Phoenix.....	16 points, 10 rebounds, 10 assists



HISTORY

TRIPLE-DOUBLES (SINCE 1979-80)

PLAYER	DATE	OPPONENT	STATISTICS
Andre Iguodala	1/28/12	vs. Detroit	10 points, 10 rebounds, 10 assists
Andre Iguodala	3/6/11	vs. Golden State	15 points, 11 rebounds, 10 assists
Andre Iguodala	3/4/11	vs. Minnesota	22 points, 13 assists, 10 rebounds
Andre Iguodala	2/16/11	at Houston	13 points, 12 rebounds, 10 assists
Jrue Holiday	2/2/11	at New Jersey	11 points, 11 assists, 10 rebounds
Andre Miller	4/4/09	vs. Detroit	21 points, 12 assists, 10 rebounds
Andre Miller	12/20/08	vs. Indiana	14 points, 12 assists, 10 rebounds
Andre Iguodala	3/7/07	vs. Seattle	25 points, 11 rebounds, 10 assists
Andre Iguodala	2/2/07	vs. Golden State	25 points, 10 rebounds, 13 assists
Andre Miller	1/26/07	vs. Cleveland	12 points, 12 rebounds, 13 assists
Andre Iguodala	11/22/06	vs. Milwaukee	10 points, 10 rebounds, 10 assists
Andre Iguodala	3/23/05	vs. Detroit	10 points, 10 rebounds, 10 assists
Eric Snow	2/26/03	vs. Memphis	22 points, 10 rebounds, 11 assists
Allen Iverson	1/7/02	vs. LA Clippers	30 points, 10 rebounds, 11 assists
Dikembe Mutombo	12/1/01	at Chicago	16 points, 19 rebounds, 10 blocks
Aaron McKie	1/3/01	vs. Atlanta	11 points, 10 rebounds, 10 assists
Aaron McKie	12/30/00	at Sacramento	19 points, 10 rebounds, 14 assists
Toni Kukoc	3/26/00	at Indiana	19 points, 10 rebounds, 10 assists
Dana Barros	4/8/95	vs. Orlando	25 points, 10 rebounds, 15 assists
Clarence Weatherspoon	2/7/94	vs. Charlotte	15 points, 15 rebounds, 13 assists
Hersey Hawkins	1/27/93	vs. Indiana	25 points, 13 rebounds, 10 assists
Charles Barkley	3/19/90	at New Jersey	29 points, 15 rebounds, 12 assists
Charles Barkley	3/7/90	vs. New York	15 points, 12 rebounds, 11 assists
Charles Barkley	4/23/89	vs. Washington	31 points, 16 rebounds, 11 assists
Charles Barkley	3/1/89	at Sacramento	30 points, 15 rebounds, 11 assists
Maurice Cheeks	1/6/88	vs. Utah	17 points, 10 rebounds, 12 assists
Charles Barkley	3/27/87	vs. New Jersey	28 points, 15 rebounds, 10 assists
Charles Barkley	3/14/87	at Detroit	30 points, 14 rebounds, 10 assists
Charles Barkley	2/26/87	at San Antonio	18 points, 17 rebounds, 10 assists

ALL-TIME TRIPLE-DOUBLE LEADERS (FRANCHISE HISTORY)

RANK	PLAYER	YEARS	TOTAL
1	Wilt Chamberlain	1966-1968	62
2	Ben Simmons	2018-2021	32
3	Billy Cunningham	1971-1975	13
4	Charles Barkley	1986-1990	10
5	Andre Iguodala	2005-2012	8
6	James Harden	2022-2023	7
7t	George McGinnis	1976-1976	5
7t	Michael Carter-Williams	2014-2015	5
7t	Joel Embiid	2016-2023	5
10t	Dolph Schayes	1951-1961	3
10t	Larry Costello	1958-1962	3
10t	Andre Miller	2007-2009	3





HONORS

ALL-NBA TEAM SELECTIONS

FIRST TEAM ALL-NBA SELECTIONS

2022-23	Joel Embiid
2004-05	Allen Iverson
2000-01	Allen Iverson
1998-99	Allen Iverson
1990-91	Charles Barkley
1989-90	Charles Barkley
1988-89	Charles Barkley
1987-88	Charles Barkley
1984-85	Moses Malone
1982-83	Moses Malone
1982-83	Julius Erving
1981-82	Julius Erving
1980-81	Julius Erving
1979-80	Julius Erving
1977-78	Julius Erving
1975-76	George McGinnis
1970-71	Billy Cunningham
1969-70	Billy Cunningham
1968-69	Billy Cunningham
1967-68	Wilt Chamberlain
1966-67	Wilt Chamberlain
1965-66	Wilt Chamberlain
1957-58	Dolph Schayes
1956-57	Dolph Schayes
1954-55	Dolph Schayes
1953-54	Dolph Schayes
1952-53	Dolph Schayes
1951-52	Dolph Schayes

SECOND TEAM ALL-NBA SELECTIONS

2021-22	Joel Embiid
2020-21	Joel Embiid
2018-19	Joel Embiid
2017-18	Joel Embiid
2002-03	Allen Iverson
2001-02	Allen Iverson
2000-01	Dikembe Mutombo
1999-00	Allen Iverson
1991-92	Charles Barkley
1986-87	Charles Barkley
1985-86	Charles Barkley
1983-84	Moses Malone
1983-84	Julius Erving
1976-77	Julius Erving
1976-77	George McGinnis
1971-72	Billy Cunningham
1968-69	Hal Greer
1967-68	Hal Greer
1966-67	Hal Greer
1965-66	Hal Greer
1964-65	Hal Greer
1963-64	Hal Greer
1962-63	Hal Greer
1960-61	Larry Costello
1960-61	Dolph Schayes
1959-60	Dolph Schayes
1958-59	Dolph Schayes
1955-56	Dolph Schayes
1954-55	Paul Seymour
1953-54	Paul Seymour
1950-51	Dolph Schayes
1949-50	Dolph Schayes
1949-50	Al Cervi

THIRD TEAM ALL-NBA SELECTIONS

2019-20	Ben Simmons
2005-06	Allen Iverson
2001-02	Dikembe Mutombo

All-NBA teams selected by writers and broadcasters

NBA MOST VALUABLE PLAYER

(Maurice Podoloff Trophy)

Selected by NBA players until 1979-80; by writers and broadcasters since 1980-81

2022-23	Joel Embiid
2000-01	Allen Iverson
1982-83	Moses Malone
1980-81	Julius Erving
1967-68	Wilt Chamberlain

1966-67	Wilt Chamberlain
1965-66	Wilt Chamberlain

NBA COACH OF THE YEAR

(Red Auerbach Trophy)

Selected by writers and broadcasters

2000-01	Larry Brown
1965-66	Dolph Schayes

NBA ROOKIE OF THE YEAR

(Eddie Gottlieb Trophy)

Selected by writers and broadcasters

2017-18	Ben Simmons
2013-14	Michael Carter-Williams
1996-97	Allen Iverson

NBA ALL-DEFENSIVE PERFORMERS

Selected by NBA coaches

FIRST TEAM SELECTIONS

2021-22	Matisse Thybulle
2020-21	Ben Simmons
2019-20	Ben Simmons
2017-18	Robert Covington
2000-01	Dikembe Mutombo
1985-86	Maurice Cheeks
1984-85	Maurice Cheeks
1983-84	Maurice Cheeks
1982-83	Maurice Cheeks
1982-83	Bobby Jones
1982-83	Moses Malone
1981-82	Bobby Jones
1981-82	Caldwell Jones
1980-81	Bobby Jones
1980-81	Caldwell Jones
1979-80	Bobby Jones
1978-79	Bobby Jones

SECOND TEAM SELECTIONS

2020-21	Matisse Thybulle
2020-21	Joel Embiid
2018-19	Joel Embiid
2017-18	Joel Embiid
2010-11	Andre Iguodala
2002-03	Eric Snow
2001-02	Dikembe Mutombo
1998-99	Theo Ratliff
1989-90	Rick Mahorn
1986-87	Maurice Cheeks
1984-85	Bobby Jones

NBA ALL-ROOKIE PERFORMERS

Selected by NBA coaches

FIRST TEAM SELECTIONS

2017-18	Ben Simmons
2016-17	Dario Saric
2016-17	Joel Embiid
2015-16	Jahlil Okafor
2014-15	Nerlens Noel
2013-14	Michael Carter-Williams
2004-05	Andre Iguodala
1996-97	Allen Iverson
1995-96	Jerry Stackhouse
1988-89	Hersey Hawkins
1984-85	Charles Barkley*
1972-73	Fred Boyd*
1965-66	Billy Cunningham*
1964-65	Lucious Jackson*
1962-63	Chet Walker*

SECOND TEAM SELECTIONS

1997-98	Tim Thomas
1994-95	Sharonne Wright
1993-94	Shawn Bradley
1992-93	Clarence Weatherspoon

* NOTE: The first and second NBA All-Rookie Team selections began in 1988-89.

NBA MOST IMPROVED PLAYER

Selected by writers and broadcasters

1994-95	Dana Barros
---------	-------------



HONORS

MISCELLANEOUS AWARD WINNERS

NBA DEFENSIVE PLAYER OF THE YEAR

Selected by writers and broadcasters

2000-01..... Dikembe Mutombo

NBA SIXTH MAN AWARD

Selected by writers and broadcasters

2000-01..... Aaron McKie

1982-83..... Bobby Jones

IBM AWARD

Determined by computer formula

1987-88..... Charles Barkley

1986-87..... Charles Barkley

1985-86..... Charles Barkley

J. WALTER KENNEDY CITIZENSHIP AWARD

Selected by the Pro Basketball Writers Association

2009-10..... Samuel Dalembert

2000-01..... Dikembe Mutombo

1982-83..... Julius Erving

NBA SPORTSMANSHIP AWARD

Selected by writers and broadcasters

1999-00..... Eric Snow

1998-99..... Eric Snow (Atlantic Division Winner)

ALL-TIME TEAM USA OLYMPIC PARTICIPANTS

Player	Yr(S)	Yrs. with 76ERS
Andre Iguodala20122004-12
Allen Iverson20041996-2006; 2009-10
Larry Brown1964, 2004*1997-03
Charles Barkley1992, 19961984-92
Jeff Grayer19881994-95
Hersey Hawkins19881988-93
Leon Wood19841984-86
Danny Vranes19801986-88
Mike Bantom19721981-82
Doug Collins19721973-81
Bobby Jones19721978-86
Melvin Counts19641972-73
Luke Jackson19641964-72
George Wilson19641968-70
Darrall Inoff19601968-70

*denotes head coach

NBA COMMUNITY ASSIST AWARD

Tyrese MaxeyNovember, 2022
Tobias HarrisOctober, 2021
Joel EmbiidMarch, 2021
Samuel DalembertJanuary, 2010
Samuel DalembertFebruary, 2009
Chris WebberDecember, 2005
Allen Iverson \$August, 2004
Allen IversonJuly, 2004
Marc Jackson, Aaron McKieNovember, 2003
Todd MacCullochOctober, 2002
Eric SnowDecember, 2001
George LynchFebruary, 2001

\$ - shared with USA Basketball team members

NBA PLAYER OF THE MONTH

Joel EmbiidMarch, 2023
Joel EmbiidJanuary, 2023
Joel EmbiidDecember, 2022
Joel EmbiidJanuary, 2022
Joel EmbiidDecember, 2021
Joel EmbiidDecember 2020/January 2021
Joel EmbiidJanuary, 2019
Allen IversonApril, 2005

Allen IversonJanuary, 2002
Allen IversonJanuary, 2001
Allen IversonFebruary, 1999
Charles BarkleyNovember, 1988
Charles BarkleyJanuary, 1987
Moses MaloneFebruary, 1983
Moses Malone*December, 1982
Julius ErvingNovember, 1981
Julius ErvingNovember, 1980
Julius ErvingMarch, 1980

* - shared with Larry Drew

NBA COACH OF THE MONTH

Doc RiversJanuary, 2023
Doc RiversMarch, 2023
Doc RiversDecember, 2020
Doc RiversJanuary, 2021
Brett BrownMarch, 2018
Doug CollinsFebruary, 2011
Larry BrownFebruary/March, 2003
Larry BrownNovember, 2000
Jim LynamJanuary, 1990
Billy CunninghamDecember, 1982

NBA ROOKIE OF THE MONTH

Ben SimmonsMarch, 2018
Ben SimmonsFebruary, 2018
Ben SimmonsJanuary, 2018
Ben SimmonsNovember, 2017
Dario ŠarićMarch, 2017
Dario ŠarićFebruary, 2017
Joel EmbiidJanuary, 2017
Joel EmbiidDecember, 2016
Joel EmbiidNovember, 2016
Michael Carter-WilliamsApril, 2014
Michael Carter-WilliamsMarch, 2014
Michael Carter-WilliamsJanuary, 2014
Michael Carter-WilliamsOctober/November, 2013
Allen IversonApril, 1997
Allen IversonNovember, 1996
Jerry StackhouseMarch, 1996

NBA PLAYER OF THE WEEK

Allen Iverson20 times
<i>2006-07: 1 (1/16/06); 2005-06: 3 (3/15/06, 1/17/06, 12/13/05); 2004-05: 4 (3/28/05, 3/7/05, 2/14/05, 12/27/04); 2003-04: 1 (1/16/03); 2002-03: 3 (3/17/03, 12/2/02, 11/25/02); 2001-02: 4 (3/3/02, 1/27/02, 1/20/02, 11/19/01); 2000-01: 2 (2/20/01, 1/8/01); 1998-99: --; 1997-98: 1 (1/18/98); 1996-97: 1 (4/13/97)</i>	
Joel Embiid11 times
<i>2022-23: 4 (1/14/22, 12/12/22, 3/13/23, 3/20/23); 2021-22: 2 (1/31/22, 4/11/22); 2020-21: 3 (1/25/21, 1/31/22, 4/11/22); 2018-19: 1 (1/7/19); 2017-18: 2 (1/22/18, 2/12/18); 2016-17: 1 (1/23/17)</i>	
Charles Barkley6 times
<i>1999-98: 1 (1/25/90); 1989-90: 1 (4/8/90); 1987-88: 1 (3/20/88); 1985-86: 3 (3/30/86, 3/2/86, 1/26/86)</i>	
Julius Erving3 times
<i>1986-97: 1 (4/19/87); 1980-81: 1 (1/18/81); 1979-80: 1 (10/21/79)</i>	
Ben Simmons3 times
<i>2019-20: 1 (1/20/20); 2018-19: 1 (3/4/19); 2017-18: 1 (4/9/18)</i>	
Moses Malone3 times
<i>1984-85: 1 (1/18/84); 1983-84: 1 (3/25/84); 1982-83: 1 (2/6/83)</i>	
Andre Miller2 times
<i>2007-08: 2 (2/4-2/10/08, 2/25-3/2/08)</i>	
Caldwell Jones1 time
<i>1980-81: 1 (2/8/81)</i>	
Andrew Toney1 time
<i>1982-83: 1 (3/20/83)</i>	
Aaron McKie1 time
<i>2000-01: 1 (1/2/01)</i>	
Eric Snow1 time
<i>2001-02: 1 (4/14/02)</i>	
Michael Carter-Williams1 time
<i>2013-14: 1 (11/3/13)</i>	
Thaddeus Young1 time
<i>2013-14: 1 (1/6/14)</i>	
Josh Richardson1 time
<i>2019-20: 1 (1/13/20)</i>	
Tobias Harris1 time
<i>2020-21: 1 (4/21)</i>	



HONORS

ALL-STAR WEEKEND PARTICIPANTS

ALL-STAR GAME SELECTIONS

Since the first NBA All-Star game (1950-51), 29 different players have earned 100 All-Star selections:

Dolph Schayes.....	12
1951, 1952*, 1953, 1954, 1955, 1956, 1957, 1958, 1959, 1960, 1961, 1962	
Julius Erving.....	11
1977, 1978, 1979, 1980, 1981, 1982, 1983, 1984, 1985, 1986, 1987	
Hal Greer.....	10
1961, 1962, 1963, 1964, 1965, 1966, 1967, 1968, 1969, 1970	
Allen Iverson.....	7
2000, 2001, 2002, 2003, 2004, 2005, 2006	
Charles Barkley.....	6
1987, 1988, 1989, 1990, 1991, 1992	
Larry Costello.....	6
1958, 1959, 1960, 1961, 1962*, 1965	
Joel Embiid.....	6
2018, 2019, 2020, 2021, 2022, 2023	
Maurice Cheeks.....	4
1983, 1986, 1987, 1988	
Doug Collins.....	4
1976, 1977, 1978, 1979*	
Billy Cunningham.....	4
1969, 1970, 1971, 1972	
Moses Malone.....	4
1983, 1984*, 1985, 1986	
Wilt Chamberlain.....	3
1966, 1967, 1968	
John "Red" Kerr.....	3
1956, 1959, 1963	
Paul Seymour.....	3
1953, 1954, 1955	
Chet Walker.....	3
1964, 1966, 1967	
Ben Simmons.....	3
2019, 2020, 2021	
Bobby Jones.....	2
1981, 1982	
George McGinnis.....	2
1976, 1977	
Andrew Toney.....	2
1983, 1984	
Jrue Holiday.....	1
2013	
Andre Iguodala.....	1
2012	
Dikembe Mutombo.....	1
2002	
Theo Ratliff.....	1
2001*	
Dana Barros.....	1
1995	
Hersey Hawkins.....	1
1991	
Steve Mix.....	1
1975	
John Block.....	1
1973	
Luke Jackson.....	1
1965	
Lee Shaffer III.....	1
1963	
George Yardley.....	1
1960	
Billy Gabor.....	1
1953	
Red Rocha.....	1
1952	

*denotes injured and did not participate

ALL-STAR GAME MVP

Allen Iverson.....	2005
Allen Iverson.....	2001
Charles Barkley.....	1991
Julius Erving.....	1983
Julius Erving.....	1977
Hal Greer.....	1968

ROOKIE CHALLENGE MVP

Andre Iguodala (Sophomore Team).....	2006
Allen Iverson.....	1997

ALL-STAR COACHES

Billy Cunningham.....	4-0.....	1978, 1980, 1981, 1983
Al Cervi.....	2-0.....	1955, 1952
Larry Brown.....	1-0.....	2001
Alex Hannum.....	1-0.....	1968
Gene Shue.....	0-1.....	1977
Doc Rivers.....	0-1.....	2021

ALL-STAR SATURDAY PARTICIPANTS

ROOKIE CHALLENGE

Matt McClung.....	2023
Tyrese Maxey.....	2022
Ben Simmons.....	2019
Joel Embiid.....	2018
Dario Šarić.....	2018
Ben Simmons.....	2018
Jahlil Okafor.....	2017
Dario Šarić.....	2017
Nerlens Noel.....	2016
Jahlil Okafor.....	2016
Michael Carter-Williams.....	2015
Robert Covington.....	2015
Nerlens Noel.....	2015
Michael Carter-Williams.....	2014
Evan Turner.....	2012
Jrue Holiday.....	2011
Thaddeus Young.....	2009
Andre Iguodala (MVP).....	2006
Andre Iguodala.....	2005
Kyle Korver.....	2005
Todd MacCulloch.....	2000
Tim Thomas.....	1998
Allen Iverson (MVP).....	1997
Jerry Stackhouse.....	1996
Sharone Wright.....	1995
Shawn Bradley.....	1994

THREE-POINT SHOOTOUT

Kyle Korver.....	2005
Kyle Korver.....	2004
Allen Iverson.....	2000
Dana Barros.....	1995
Dana Barros.....	1994
Hersey Hawkins.....	1991
Gerald Henderson.....	1989

SLAM DUNK CONTEST

Mac McClung.....	2023
Andre Iguodala.....	2006
Larry Hughes.....	2000
Jerry Stackhouse.....	1996
Tim Perry.....	1995
Tim Perry.....	1993
Julius Erving.....	1985
Julius Erving.....	1984

BASKETBALL HALL OF FAMERS



Charles Barkley
Enshrined as a contributor on
Sept. 8, 2006
1984-92: 76ers player



Hal Greer
Enshrined as a player on
May 3, 1982
1958-73: 76ers/Nationals player



Dikembe Mutombo
Enshrined as a player on
Sept. 12, 2021
2001-2002: 76ers player



Danny Biasone
Enshrined as a contributor on
Oct. 13, 2000
1949-63: Nationals President
& Founder



Alex Hannum
Enshrined as a coach on
Oct. 2, 1998
1949-51: Nationals player
1960-68: 76ers/Nationals Coach



Jack Ramsay
Enshrined as a coach on
May 11, 1992
1968-72: 76ers head coach



Larry Brown
Enshrined as a coach on
Sept. 27, 2002
1997-03: 76ers head coach



Toni Kukoc
Enshrined as a coach on
Sept. 11, 2021
1949-51: Nationals player
2000-01: 76ers player



Dolph Schayes
Enshrined as a player on
April 26, 1998
1949-64: 76ers/Nationals player
1963-66: 76ers head coach



Al Cervi
Enshrined as a player on
July 1, 1985
1949-53: Nationals player
1949-56: Nationals head coach



George McGinnis
Enshrined as a player on
April 1, 2017
1975-1978: 76ers player



Chet Walker
Enshrined as a player on
Sept. 7, 2012
1962-69: 76ers/Nationals player



Wilt Chamberlain
Enshrined as a player on
April 28, 1979
1965-68: 76ers player



Bailey Howell
Enshrined as a player on
Sept. 29, 1997
1970-71: 76ers player



Chris Webber
Enshrined as a player on
Sept. 11, 2021
2005-06: 76ers player



Maurice Cheeks
Enshrined as a player on
Sept. 7, 2018
1978-89: 76ers player



Allen Iverson
Enshrined as a player on
Sept. 9, 2016
1996-2007, 2009-10: 76ers player



George Yardley
Enshrined as a player on
May 6, 1996
1959-60: Nationals player



Billy Cunningham
Enshrined as a player on
May 6, 1986
1965-72, 1974-76: 76ers player
1977-85: 76ers head coach




Moses Malone
Enshrined as a player on
Oct. 5, 2001
1982-86, 1993-94: 76ers player



Bobby Jones
Enshrined as a player on
Sept. 6, 2019
1978-86: 76ers player



Julius Erving
Enshrined as a player on
May 10, 1993
1976-87: 76ers player



Bob McAdoo
Enshrined as a player on
Oct. 13, 2000
1985-86: 76ers player

OTHER HALL OF FAME AWARDS/HONORS

JOHN BUNN AWARD

Presented for outstanding lifetime achievement to basketball. It is the highest single honor the Basketball Hall of Fame awards outside of actual Enshrinement.

Harvey Pollack (Awarded on July 18, 2002)

CURT GOWDY MEDIA AWARD

Awarded annually to one member of print and electronic media whose efforts have made significant contribution to the game of basketball.

Bill Campbell (Awarded on June 16, 2005)

HONORS

RETIRED NUMBERS



#34 Charles Barkley

Jersey Retired: March 30, 2001
Seasons with Franchise: 8 (1984-92)

Despite measuring a shade under 6-foot-5, “Sir Charles” established himself as a force under the basket in two gold medal-winning Olympics and 16 NBA seasons. Barkley averaged 22.1 points and 11.7 rebounds per game in 16 NBA seasons and appeared in nine All-Star Games, capturing MVP honors in 1991 after scoring 17 points and 22 rebounds. Selected by Philadelphia with the fifth overall pick in the 1984 NBA Draft, Barkley averaged 23.3 points and 11.6 rebounds in eight seasons with the 76ers. He also played four seasons with Phoenix (1992-96) and spent the final three seasons of his career in Houston (1996-99).

HIGHLIGHTS: NBA Most Valuable Player (1993)...elected to Naismith Memorial Basketball Hall of Fame (2006)...IBM Award, for all-around contributions to team’s success (1986, 1987, 1988)...All-NBA first team (1988, 1989, 1990, 1991, 1993)...All-NBA second team (1986, 1987, 1992, 1994, 1995)...All-NBA third team (1996)...NBA All-Rookie Team (1995)...NBA All-Star selection (1987, 1988, 1989, 1990, 1991, 1992, 1993, 1994, 1995, 1996, 1997)...NBA All-Star Game Most Valuable Player (1991)...NBA 50th Anniversary All-Time Team (1996).




#13 Wilt Chamberlain

Jersey Retired: March 18, 1991
Seasons with Franchise: 4 (1964-68)

A Philadelphia native, Wilt Chamberlain was one of the most dominant players the NBA has ever seen. He finished his 14-year career with a 30.1 scoring average and a 22.9 rebound average. The four-time league MVP is the only player to score 100 points in a single game and holds the NBA record for most games with 50 or more points, a feat he accomplished an astounding 118 times. On a league-record nine occasions “The Big Dipper” led the league in field goal percentage and seven seasons he was the league’s top scorer. He ranks as the Sixers all-time leader in both scoring average and field goal percentage. Chamberlain totaled 31,419 points and 23,924 rebounds during his NBA career and was selected to play in the NBA All-Star Game 13 times. Chamberlain helped the Sixers claim the NBA championship in 1967 and guided the Los Angeles Lakers to an NBA crown in 1972.

HIGHLIGHTS: NBA Most Valuable Player (1960, 1966, 1967, 1968)...NBA Rookie of the Year (1960)...All-NBA first team (1960, 1961, 1962, 1964, 1966, 1967, 1968)...All-NBA second team (1963, 1965, 1972)...NBA All-Defensive first team (1972, 1973)...elected to Naismith Memorial Basketball Hall of Fame (1978)...NBA 35th Anniversary All-Time Team (1980)...NBA 50th Anniversary All-Time Team (1996)...member of the NBA Championship team (1967, 1972)...NBA Finals Most Valuable Player (1972)...NBA All-Star Game Most Valuable Player (1960).



#10 Maurice Cheeks

Jersey Retired: Feb. 6, 1995
Seasons with Franchise: 21 - Player, 11 (1978-89);
Assistant Coach, 7 (1994-01); Head Coach, 4 (2005-2009)

Maurice Cheeks, the consummate point guard, played 15 seasons in the NBA, 11 in Philadelphia, after being selected in the second round (36th overall) of the 1978 NBA Draft. He is the Sixers all-time leader in both steals and assists. In each of his 11 seasons in Philadelphia, Cheeks led the Sixers in assists and each of his first 10 seasons he also led the team in steals. Four times as a member of the 76ers he played in the NBA All-Star Game and was instrumental in the Sixers 1983 NBA championship. Additionally, Cheeks shares single-game records for most steals in an NBA Finals game and an NBA playoff game. During his stellar NBA career, Cheeks tallied 12,195 points, 7,392 assists and 2,310 steals. He served as an assistant coach with the Sixers for seven seasons (1994-01) and returned to Philadelphia for his first season as a head coach with the 76ers in 2005-06.

HIGHLIGHTS: Member of the 1983 NBA Championship team...NBA All-Defensive first team (1983, 1984, 1985, 1986)...NBA All-Defensive second team (1987)...NBA All-Star selection (1983, 1986, 1987, 1988)...elected to Naismith Memorial Basketball Hall of Fame (2018).

RETIRED NUMBERS



#32 Billy Cunningham

Jersey Retired: Dec. 17, 1976
Seasons with Franchise: 17 - Player, 9 (1965-72, 1974-76);
Head Coach, 8 (1977-85)

Billy Cunningham, the 76ers first round draft choice in the 1965 NBA Draft (7th overall), played nine seasons for the Sixers and served as their head coach for eight years. The 1966 NBA Rookie of the Year scored 13,626 points during his career with the 76ers and made four consecutive All-Star Game appearances. Cunningham also played two seasons for the Carolina Cougars of the ABA and was the league's MVP and a first-team ABA All-Star in 1973. He compiled a 454-196 record as the Sixers head coach and guided the team to three division titles. Cunningham is the only member of the organization to capture an NBA championship as both a player (1967) and as a head coach (1983).

HIGHLIGHTS: All-NBA first team (1969, 1970, 1971)...All-NBA second team (1972)... NBA All-Rookie Team (1965)...elected to Naismith Memorial Basketball Hall of Fame (1986)...One of the 50 Greatest Players in NBA History (1996)...member of the NBA Championship team (1967)...winningest coach (454-196) in franchise history.




#6 Julius Erving

Jersey Retired: April 18, 1988
Seasons with Franchise: 11 (1976-87)

One of the most popular athletes in Philadelphia sports history, Julius Erving played 11 seasons as a member of the 76ers after being acquired from the New York Nets in 1976. "Dr. J" was selected to play in the NBA All-Star Game in each of his 11 seasons in the league and became the first Sixers player to be chosen MVP of the All-Star Game on two occasions (1977, 1983). Erving was a member of the 76ers 1983 championship team and is the franchise's all-time leader in blocked shots. Prior to his entry into the NBA, Erving played five seasons in the ABA where he was named the league's MVP twice (1974, 1976) and the co-MVP in 1975. He guided the New York Nets to a pair of ABA titles and appeared in the ABA All-Star Game in each of his five seasons.

HIGHLIGHTS: NBA Most Valuable Player (1981)...All-NBA first team (1978, 1980, 1981, 1982, 1983)...All-NBA second team (1977, 1984)...J. Walter Kennedy Citizenship Award (1983)...elected to the Naismith Memorial Basketball Hall of Fame (1993)... NBA 35th Anniversary All-Time Team...One of the 50 Greatest Players in NBA History (1996)...member of NBA Championship team (1983)...All-Star Game Most Valuable Player (1977, 1983).



#15 Hal Greer

Jersey Retired: Nov. 19, 1976
Seasons with Franchise: 14 - Nationals, 5 (1958-63); 76ers, 9 (1963-73)

Hal Greer was the first player to have his number retired by the 76ers organization. Greer, who represented the 76ers in the NBA All-Star Game for 10-straight years (1961-70), is the only Sixers player to wear number 15. He was selected by the Syracuse Nationals in the second round (14th overall) of the 1958 NBA Draft. He played five seasons for Syracuse before the franchise moved to Philadelphia in 1963. Greer totaled 21,586 points during his 15-year career and helped lead the Sixers to the 1967 NBA championship. He currently ranks as the 76ers all-time leader in points scored, minutes played, field goals made, field goals attempted, games played and personal fouls.

HIGHLIGHTS: All-NBA second team (1963, 1964, 1965, 1966, 1967, 1968, 1969)...elected to Naismith Memorial Basketball Hall of Fame (1982)...One of the 50 Greatest Players in NBA History (1996)...member of NBA Championship team (1967)...NBA All-Star Game Most Valuable Player (1968).

RETIRED NUMBERS



#3 Allen Iverson

Jersey Retired: Mar. 1, 2014

Seasons with Franchise: 12 (1996-2007, 2009-10)

Allen Iverson was the first overall pick by Philadelphia in the 1996 NBA Draft and played his first 10-plus seasons with the franchise. Considered by many to be the pound-for-pound toughest player in league history, Iverson was also one of the most iconic athletes of his generation. The crowning achievement in Iverson's career came in 2000-01 when he was named MVP of the league while leading the Sixers to the NBA Finals. Iverson has the seventh-highest scoring average in league history (26.7 ppg) and scored the second-most points in franchise history. He also owns the second-highest scoring average in playoff history (29.7 ppg), trailing only Michael Jordan. Iverson led the NBA in steals in three consecutive seasons from 2000-01 through 2002-03 and ranks eighth in the league history in steals per game (2.17).

HIGHLIGHTS: Selected to Naismith Memorial Basketball Hall of Fame (2016); NBA Most Valuable Player (2001); NBA Rookie of the Year (1997), 11-time NBA All-Star and two-time All-Star Game MVP; four-time NBA scoring champion; three-time NBA steals leader; three-time All-NBA First Team; three time All-NBA Second Team.



#24 Bobby Jones

Jersey Retired: Nov. 7, 1986

Seasons with Franchise: 8 (1978-86)

One of the greatest defenders in NBA history, Bobby Jones played eight of his 10 NBA seasons for the 76ers. He was named to the NBA's All-Defensive first team eight consecutive seasons from 1977-84 and was a second team selection in 1985. In 1983, he captured the NBA Sixth Man Award and helped lead the Sixers to the NBA championship. A first round draft choice (15th overall) of the Houston Rockets in the 1974 NBA Draft, Jones began his professional career as a member of the ABA's Denver Nuggets. He was a member of the ABA All-Rookie team in 1985, an ABA All-Star in 1976 and a member of the ABA's All-Defensive Team in both 1975 and 1976. With the 76ers, he totaled 6,585 points and 2,942 rebounds.

HIGHLIGHTS:NBA Sixth Man Award (1983)...NBA All-Defensive first team (1977, 1978, 1979, 1980, 1981, 1982, 1983, 1984)...NBA All-Defensive second team (1985)...elected to Naismith Memorial Basketball Hall of Fame (2019)...member of NBA Championship team (1983)...member of silver-medal winning U.S. Olympic team (1972)...NBA All-Star Game (1977, 1978, 1981, 1982).



#4 Dolph Schayes

Jersey Retired: Mar. 12, 2016

Seasons with Franchise: 18 - Player, 15 (1950-64);

Head Coach, 3 (1963-66)

Dolph Schayes played 14 seasons with the Syracuse Nationals (1949-63), before accompanying the team to Philadelphia and suiting up for the Sixers in his final NBA campaign, 1963-64. Schayes served as player-coach during the 1963-64 season and would coach the Sixers for the next two seasons. As a coach, he registered a .538 winning percentage (129-111). In 996 career games with the Nationals/Sixers, Schayes averaged 18.5 points and 12.1 rebounds in 34.4 minutes per game. In 1954-55, Schayes led the Nationals to the franchise's first NBA title in a seven-game series against the Fort Wayne Pistons. A 12-time all-star, Hall of Fame inductee, and member of the NBA's 50 Greatest Players, Schayes was the NBA's all-time leading scorer (18,348 points) at the time of his retirement.

HIGHLIGHTS: Selected to Naismith Memorial Basketball Hall of Fame (1973); One of NBA's 50 Greatest Players (1996); 12-time NBA All-Star; Six-time All-NBA First Team; Six-time All-NBA Second Team; 1955 NBA Champion (Syracuse Nationals); NBA Coach of the Year (1966).

RETIRED NUMBERS



#2 Moses Malone

Jersey Retired: Feb. 8, 2019

Seasons with Franchise: 5 (1982-86, 1993-94)

Malone, a three-time NBA MVP, 13-time All-Star (12 times in NBA, once in ABA), Hall of Fame inductee and member of the 50 Greatest Players in NBA History, passed away on Sept. 13, 2015 at the age of 60. He was originally acquired by the 76ers in a trade with Houston on Sept. 15, 1982. In his first season with Philadelphia, he posted averages of 24.5 points, a league-best 15.3 rebounds and 2.0 blocks in 37.5 minutes per game as he led the team to a 65-17 regular-season record; the second-most wins in franchise history. Malone famously declared that the 76ers would sweep the postseason by winning four straight games in three consecutive series en route to a championship. "Fo', fo', fo', fo'," Malone said. Philadelphia went 12-1 in 13 playoff games, including a four-game sweep of the L.A. Lakers, as it captured its third NBA title and first since 1967. Malone paced the team with playoff averages of 26.0 points and 15.8 rebounds per contest as he earned Finals MVP honors.

HIGHLIGHTS: Three-time NBA MVP, Naismith Memorial Basketball Hall of Fame (2001), 50 Greatest Players in NBA History, 13-time All-Star, fifth-all time in rebounding, six-time NBA rebounding leader, All-NBA selection eight times (First Team four times, Second Team four times)

HONOREE

David Zinkoff

Microphone Retired: March 25, 1986

Seasons with Franchise: 22 (1963-1985)

The only non-player to be recognized with a banner in the rafters of The Center, Dave Zinkoff was the Sixers legendary public address announcer from their inception in 1963 until his passing on Christmas Day in 1985. Zinkoff also served as the public address announcer for the Philadelphia Warriors from 1946 through 1962 and at numerous college basketball games at Convention Hall. He also served in the same capacity for boxing and wrestling at Convention Hall and for the first-ever Sugar Bowl. In addition to having his microphone retired, Zinkoff Boulevard was dedicated on June 19, 1986.





RECORDS





RECORDS

TEAM SINGLE-GAME RECORDS

MOST POINTS	Game	163	vs. San Francisco	03/10/63	
	1st Half	86	vs. Detroit	02/12/61	
	2nd Half	95	at Seattle	12/20/67	
	1st Quarter	50	at San Francisco	12/16/62	
	2nd Quarter	49	vs. Washington	1/6/21	
		49	at Indiana	4/5/22	
	3rd Quarter	51	vs. Detroit	03/02/63	
	4th Quarter	53	at Seattle	12/20/67	
	OT	22	vs. Miami	04/14/05	
MOST FGM	Game	69	vs. San Francisco	03/10/63	
	Half	40	vs. Detroit	01/13/63	
	Quarter	21	at San Francisco	12/16/62	
MOST FGA	Game	140	vs. Philadelphia	03/01/61	
		140	at Philadelphia	02/17/60	
	Half	78	vs. Philadelphia	03/02/61	
	Quarter	40	vs. Philadelphia	03/03/61	
BEST FG PCT	Game	.686 (48-70)	vs. New Jersey	03/22/86	
	Half	.769 (30-39)	vs. Toronto	03/31/23	
	Quarter	.938 (15-16)	vs. LA Lakers	12/02/66	
MOST 3-PT PCT	Game	23	at Indiana	4/5/22	
MOST 3-PT FGA	Game	47	vs. Atlanta	10/29/18	
		47	vs. New York	11/4/22	
MOST FTM	Game (5OT)	59	vs. Anderson	11/24/49	
	Game	51	vs. Rochester	01/15/53	
MOST FTA	Game (5OT)	68	vs. New York	02/15/53	
	Game	67	vs. Tri-Cities	11/17/49	
		67	vs. Chicago	12/07/62	
	Half	42	at San Francisco	12/18/65	
	Quarter	27	at San Diego	11/08/67	
		27	vs. Detroit	12/22/90	
BEST FT PCT	Game	1.000	Several times; most without a miss: at Boston (29-29)	11/2/57	
MOST REBOUNDS	Game	97	vs. Philadelphia	02/21/57	
		97	at Philadelphia	03/04/61	
	Quarter	35	vs. New York	11/11/61	
MOST OFF. REBOUNDS	Game	32	at Detroit (OT)	12/19/75	
		32	vs. L.A. Lakers	01/08/75	
	Half	19	vs. LA Clippers	01/08/86	
MOST DEF. REBOUNDS	Game	54	vs. Washington (OT)	11/15/75	
	Half	34	vs. Washington	11/16/75	
MOST ASSISTS	Game	45	vs. Denver	12/07/88	
	Half	25	vs. Cincinnati	03/19/71	
		25	vs. Boston	11/05/77	
		25	vs. Detroit	03/25/81	
		25	vs. Cleveland	12/07/19	
	Quarter	16	vs. Houston	11/21/82	
	MOST PERSONAL FOULS	Game (OT)	59	at Baltimore	11/15/52
		Game	50	vs. New York	02/15/53
Half		28	at Boston	12/26/50	
Quarter		16	at Boston	12/26/50	
	16	vs. San Diego	11/19/69		
MOST STEALS	Game	24	vs. Detroit	11/11/78	
	Half	14	vs. New York	02/20/08	
	Quarter	10	vs. Phoenix	03/17/84	
MOST TURNOVERS	Game (2OT)	39	at Detroit	11/07/69	
	Game	38	vs. San Antonio	10/22/76	
		38	vs. Atlanta	01/19/77	
		38	at Phoenix	03/04/79	



RECORDS

TEAM SINGLE-GAME RECORDS

MOST TURNOVERS (CONT.)	Half	20	at Phoenix	01/27/78
		20	vs. Atlanta	12/14/79
	Quarter	13	vs. Atlanta	12/14/79
MOST BLOCKED SHOTS		13	vs. Denver	02/16/83
	Game	20	vs. Seattle	03/09/84
	Quarter	9	vs. Orlando	01/31/92
		9	vs. New York	01/22/93
LONGEST WIN STREAK	Overall	18	03/03/66 to 11/04/66	
	Single-Season	16	(3/15/18-4/11/18)	
	Home (Overall)	36	01/14/66 to 01/20/67	
	Home (Single-Season)	25	12/17/77 to 04/08/78	
	Road	13	12/08/00 to 01/28/01	
LONGEST LOSING STREAK	Overall	28	(3/27/15-11/29/15)	
	Season	26	01/31/14 to 03/27/14	
	Home	18	01/17/14 to 03/21/14	
	Road	23	(1/27/16-12/6/16)	
	Road	23	(3/29/15-12/23/15)	
LARGEST MARGIN OF VICTORY	Home	62	vs. New York	12/25/60
	Road	41	at Chicago	11/11/80

TEAM SINGLE-SEASON RECORDS

Field Goals	3965	1967-68
Field Goals Attempted.....	8875	1961-62
Field Goal Percentage.....	51.8	1981-82
3-Pt. Field Goals	1035	2022-23
3-Pt. Field Goals Attempted	2,675	2022-23
3-Pt. Field Goal Percentage.....	38.7	2022-23
Free Throws	2350	1962-63
Free Throws Attempted	3411	*1966-67
Free Throw Percentage.....	83.5	2022-23
Rebounds	5914	1967-68
Offensive.....	1385	1975-76
Defensive	3,025	2018-19
Assists.....	2369	1980-81
Personal Fouls.....	2344	1961-62
Disqualifications	64	1950-51
Points.....	10143	1966-67
Average Points	125.2	1966-67
Steals.....	862	1985-86
Blocked Shots	653	1983-84
Turnovers	1915	1976-77
Most Road Wins.....	30	1982-83
Most 100-point games	80	1966-67
	80	1969-70
Most Victories	68	1966-67
Best Percentage.....	.840 (68-13)	1966-67
Worst Percentage110 (9-73)	*1972-73
Most Consecutive 100-point Games	73	1961-62
	73	1966-67

* - League Record

** - includes Neutral Court Wins



RECORDS

INDIVIDUAL SINGLE-GAME RECORDS

Most Points	Game	68	Wilt Chamberlain	at Chicago	12/16/67
	1st Half	39	Wilt Chamberlain	vs. LA Lakers	02/07/66
	2nd Half	39	Hal Greer	vs. Philadelphia (at Boston)	02/14/59
		39	Wilt Chamberlain	at Chicago	12/16/67
		39	Allen Iverson	at Cleveland	04/12/97
	1st Quarter	23	Seth Curry	at Oklahoma City	10/24/21
	2nd Quarter	25	Joel Embiid	vs. Portland	02/04/21
	3rd Quarter	23	Joel Embiid	vs. Orlando	01/19/22
4th Quarter	26	Joel Embiid	vs. Utah	11/13/22	
Most FGM	Game	30	Wilt Chamberlain	at Chicago	12/16/67
	Half	18	Hal Greer	vs. Philadelphia (at Boston)	02/14/59
	Quarter	10	Wilt Chamberlain	vs. LA Lakers	02/07/66
		10	Wilt Chamberlain	at Chicago	12/16/67
	10	Archie Clark	at Chicago	11/18/69	
Most FGA	Game	43	Wilt Chamberlain	vs. LA Lakers	02/07/66
	Half	23	Hal Greer	vs. Boston	02/21/64
		23	Wilt Chamberlain	vs. San Francisco	03/03/66
	23	Wilt Chamberlain	at Chicago	12/16/67	
	23	Allen Iverson	vs. Minnesota	01/09/00	
	23	Allen Iverson	vs. Indiana	01/06/03	
Most 3-Pt. FGM	Game	9	Dana Barros	vs. Phoenix	01/27/95
	9	Tyrese Maxey	at Toronto	10/28/22	
Most 3-Pt. FGA	Game	17	Robert Covington	vs. Milwaukee	04/10/16
	17	Vernon Maxwell	vs. New Jersey	04/08/96	
Most Consecutive FG	Single-Game	*18	Wilt Chamberlain	vs. Baltimore (at Pittsburgh)	02/24/67
	Multiple Games	*35	Wilt Chamberlain	4 Games 2/17/67 to 2/28/67	
Most FTM	Game	24	Willie Burton	vs. Miami	12/13/94
		24	Allen Iverson	vs. Orlando	02/12/05
	Half	18	Willie Burton	vs. Miami	12/13/94
	Quarter	13	Willie Burton	vs. Miami	12/13/94
Most FTA	Game	30	Wilt Chamberlain	vs. Seattle	12/01/67
	Half	22	Willie Burton	vs. Miami	12/13/94
	Quarter	16	Willie Burton	vs. Miami	12/13/94
Most FTM w/o a miss	19 of 19	Joel Embiid	at Indianapolis	03/06/23	
Most Rebounds	Game	43	Wilt Chamberlain	vs. Boston	03/06/65
	Half	25	Wilt Chamberlain	vs. Boston	04/05/67
	Quarter	16	Wilt Chamberlain	vs. San Francisco	03/02/67
Most Off. Rebounds	Game	16	Charles Barkley	vs. New York	03/04/87
		16	Charles Barkley	vs. Denver	03/20/87
	Half	13	Charles Barkley	vs. New York	03/04/87
	Quarter	11	Charles Barkley	vs. New York	03/04/87
Most Def. Rebounds	Game	22	Caldwell Jones	vs. Milwaukee	02/18/79
	Half	13	Billy Cunningham	vs. LA Lakers	02/05/75
	Quarter	10	Caldwell Jones	vs. Golden State	01/22/78
		10	Moses Malone	vs. Portland	01/23/82
		10	Moses Malone	vs. Cleveland	02/15/85
		10	Dikembe Mutombo	vs. Chicago	12/01/02
Most Assists	Game	21	Wilt Chamberlain	vs. Detroit	02/02/68
		21	Maurice Cheeks	vs. New Jersey	10/30/82
		21	James Harden	vs. LA Clippers	12/23/22
	Half	13	Maurice Cheeks	vs. San Diego	03/03/82
	Quarter	9	Maurice Cheeks	vs. Indiana	04/11/86
		9	Darryl Dawkins	vs. Cleveland	05/05/90
		9	Eric Snow	vs. Atlanta	01/29/03
		9	Andre Iguodala	vs. New York	02/04/11
Most Personal Fouls	Game	16	Dolph Schayes	vs. Boston	11/19/60
	Half	6	Connie Dierking	vs. Cincinnati (at New York)	11/17/59
		6	Charles Barkley	vs. Boston	12/22/87
		6	Hal Greer	vs. Milwaukee	02/10/70
		6	Bud Ogden	vs. Phoenix	02/15/70
		6	Doug Collins	vs. Cleveland	01/08/75
		6	Clyde Lee	vs. Portland	03/12/75
	Quarter	6	Connie Dierking	vs. Cincinnati (at New York)	11/17/59
		6	Bud Ogden	vs. Phoenix	02/15/70

INDIVIDUAL SINGLE-GAME RECORDS

Most Steals	Game	9	Maurice Cheeks	vs. LA Clippers	01/05/87	
		9	Hersey Hawkins	vs. Boston	01/25/91	
	Half	9	Allen Iverson	vs. Orlando	03/19/00	
		9	Allen Iverson	vs. L.A. Lakers (OT)	12/20/02	
	Quarter	9	Michael Carter-Williams	vs. Miami	10/30/14	
		7	Maurice Cheeks	vs. Phoenix	03/17/84	
	Most Turnovers	Game	7	Maurice Cheeks	vs. LA Clippers	01/05/87
			7	Allen Iverson	vs. Orlando	03/19/00
		Half	6	George McGinnis	vs. Denver	12/01/76
			12	George McGinnis	at Denver	1/30/77
Quarter		12	Allen Iverson	vs. Golden State	03/08/05	
		7	Julius Erving	at Atlanta	11/15/77	
Most Blocked Shots		Game	7	George McGinnis	vs. New Jersey	02/19/78
			7	Charles Barkley	vs. Portland	02/19/86
		Half	7	Charles Barkley	vs. Dallas	03/30/86
			7	Charles Barkley	vs. Sacramento	03/11/88
	Quarter	7	Cliff Robinson	vs. New York	04/05/88	
		7	Allen Iverson	vs. Vancouver	11/30/96	
	Most Consec. Pts.	Game	7	Allen Iverson	vs. Washington	11/28/01
			7	Allen Iverson	vs. Golden State	03/08/05
		Half	7	Joel Embiid	at Golden State	01/31/19
			7	Ben Simmons	at Washington	01/09/19
Quarter		7	Ben Simmons	at Toronto	10/30/18	
		6	George McGinnis	vs. New Jersey	02/19/78	
Most Consec. Pts.		Single-Game	6	Bobby Jones	vs. Indiana	10/24/79
			6	Cliff Robinson	vs. Cleveland	11/24/87
		Without a Miss	6	Charles Barkley	vs. Sacramento	03/11/88
			6	Allen Iverson	vs. Atlanta	12/09/96
	Single-Game	6	Allen Iverson	vs. Atlanta	01/17/97	
		10	Harvey Catchings	vs. Atlanta	3/21/75	
	Half	10	Manute Bol	at Sacramento	02/14/91	
		10	Dikembe Mutombo	at Chicago	12/01/02	
	Quarter	10	Harvey Catchings	vs. Atlanta	03/21/75	
		8	Dikembe Mutombo	at Chicago	12/01/02	
Single-Game	32	Larry Costello (13 FG, 6 FT)	at Boston	12/08/61		
	31	Charles Barkley (10 FG, 2 3FG, 9 FT)	vs. San Antonio	03/24/89		



RECORDS

76ERS ALL-TIME TOP PERFORMANCES: 50+ POINT CLUB

PTS	PLAYER	OPP	DATE	FGM-A	3PM-A	FTM-A	W/L	SCORE
68	Wilt Chamberlain	at CHI	12/16/67	30-40	---	8-22	W	143-123
65	Wilt Chamberlain	vs LA	02/07/66	28-43	---	9-20	W	132-125
62	Wilt Chamberlain	vs SF	03/03/66	26-39	---	10-19	W	135-125
60	Allen Iverson	vs ORL	02/12/05	17-36	2-5	24-27	W	112-99
59	Joel Embiid	vs UTA	11/13/22	19-28	1-5	---	W	105-98
58	Allen Iverson	vs HOU	01/15/02	21-42	2-3	14-14	W	112-106 (OT)
58	Wilt Chamberlain	vs CIN	02/13/67	26-34	---	6-14	W	131-123
54	Allen Iverson	at MIL	12/18/04	17-29	4-7	16-21	W	116-97
54	Allen Iverson	at CLE	01/06/01	20-30	4-7	10-13	W	107-103
53	Allen Iverson	at ATL	12/23/05	17-31	0-1	19-21	L	108-111
53	Willie Burton	vs MIA	12/13/94	12-19	5-8	24-28	W	105-90
53	Wilt Chamberlain	vs LA	03/18/68	24-29	---	5-10	W	158-128
53	Wilt Chamberlain	at SEA	12/20/67	20-23	---	13-26	W	160-122
53	Wilt Chamberlain	vs LA	01/25/66	21-41	---	11-13	W	110-106
53	Wilt Chamberlain	vs DET	10/23/65	21-25	---	11-15	W	120-103
53	Joel Embiid	vs. CHA	12/11/22	20-32	2-3	---	W	131-113
52	Wilt Chamberlain	vs SEA	12/01/67	22-29	---	8-30	W	133-109
52	Joel Embiid	vs. BOS	04/04/23	20-25	0-1	---	W	103-101
51	Allen Iverson	vs UTA	12/20/04	18-31	4-6	11-17	L	101-103
51	Allen Iverson	vs TOR	01/21/01	20-40	4-8	7-8	L	106-110 (OT)
51	Moses Malone	vs DET	11/14/84	18-32	0-0	15-18	L	133-137 (OT)
51	Wilt Chamberlain	at BAL	03/14/65	23-35	---	5-9	L	126-143
50	Allen Iverson	vs ATL	11/29/03	20-34	4-7	6-8	W	98-86
50	Allen Iverson	vs SAC	02/06/00	20-40	1-7	9-11	W	119-108
50	Allen Iverson	at CLE	04/12/97	17-32	5-9	11-18	L	118-125
50	Dana Barros	vs HOU	03/14/95	21-26	6-8	2-2	L	107-136
50	Wilt Chamberlain	vs NY	01/02/66	22-38	---	6-11	W	133-122
50	Hal Greer	vs BOS	02/21/64	19-39	---	12-14	W	144-119
50	Dolph Schayes	at BOS	02/01/59	18-34	---	14-17	L	137-139 (OT)
50	Joel Embiid	vs. CHI	02/19/21	17-26	1-2	15-17	W	112-105
50	Joel Embiid	vs. ORL	1/19/22	17-23	1-4	15-17	W	123-110

76ERS ALL-TIME 40+ POINT CLUB

PTS	PLAYER	OPP	DATE	W/L	PTS	PLAYER	OPP	DATE	W/L
49	Wilt Chamberlain	vs LA	01/07/66	L	45	Julius Erving	vs BOS	11/01/80	W*
49	Joel Embiid	vs. ATL	02/24/20	W	45	Charles Barkley	at PHO	12/28/90	L
49	Allen Iverson	at MIL	02/13/01	W	45	Allen Iverson	vs MIL	01/03/00	W*
48	Wilt Chamberlain	at CIN	03/05/65	W	45	Allen Iverson	vs UTA	12/20/00	L
48	Hal Greer	at SEA	02/05/69	W	45	Allen Iverson	vs MIA	01/24/05	W
48	Allen Iverson	at MIL	03/01/05	W	45	Allen Iverson	at MIL	11/23/05	L
48	Allen Iverson	vs CHA	04/06/05	W	45	Allen Iverson	at MIL	11/27/06	L
48	Joel Embiid	at WAS	12/27/22	L	45	Joel Embiid	vs. MIA	01/12/21	W
47	Dolph Schayes	vs PHI	03/03/57	W	45	Joel Embiid	at IND	04/05/22	W
47	George Yardley	vs BOS	01/12/60	W	44	Hal Greer	vs PHI	01/21/62	L*
47	Wilt Chamberlain	at SEA	12/17/67	W	44	Wilt Chamberlain	vs BAL	01/18/66	W
47	Billy Cunningham	at POR	12/17/71	L	44	Billy Cunningham	vs NYK	01/22/69	W**
47	Charles Barkley	at ATL	02/09/88	L	44	Julius Erving	vs HOU	10/13/79	W
47	Allen Iverson	vs ORL	02/02/01	L**	44	Julius Erving	vs DET	12/11/82	W
47	Allen Iverson	at CHA	02/24/01	L	44	Allen Iverson	at CHI	04/07/97	L
47	Allen Iverson	vs ATL	03/09/01	W	44	Allen Iverson	at MIL	04/11/97	L
47	Allen Iverson	at BOS	01/25/02	W	44	Allen Iverson	vs TOR	03/22/00	W
47	Allen Iverson	vs WAS	03/03/06	W	44	Allen Iverson	vs DET	01/26/01	W
47	Allen Iverson	at NY	03/31/06	W	44	Joel Embiid	at CLE	04/03/22	W
47	Joel Embiid	vs. DEN	01/28/23	W	44	Joel Embiid	vs. LAC	12/23/22	W
46	Wilt Chamberlain	at CIN	11/17/65	L	44	Tyrese Maxey	at TOR	12/28/22	W
46	Wilt Chamberlain	at BAL	12/08/65	L	43	Hal Greer	at NY	11/30/63	W
46	Billy Cunningham	vs SEA	11/08/69	L	43	Wilt Chamberlain	vs CIN	01/28/66	W
46	Andrew Toney	vs LA	03/07/82	W	43	Wilt Chamberlain	at BAL	02/11/67	L
46	Charles Barkley	vs MIL	02/11/88	W*	43	Hal Greer	at BOS	03/03/68	W
46	Allen Iverson	vs SA	02/12/99	L	43	Julius Erving	at CLE	01/19/78	W
46	Allen Iverson	at ORL	11/10/99	L	43	Andrew Toney	at CLE	02/18/85	L
46	Allen Iverson	at SAC	12/30/00	W*	43	Charles Barkley	at UTA	11/30/87	W
46	Allen Iverson	vs GS	02/20/02	46	43	Charles Barkley	vs NJ	02/19/88	W
46	Allen Iverson	vs CLE	03/06/02	W	43	Charles Barkley	at NY	03/16/89	W
46	Allen Iverson	vs UTA	01/11/06	L	43	Hersey Hawkins	at ORL	11/13/91	W
46	Allen Iverson	vs CHI	11/24/06	W	43	Allen Iverson	at MIN	04/10/98	L
46	Joel Embiid	at LAL	11/15/17	W	43	Allen Iverson	at MIN	03/28/00	W
46	Joel Embiid	at GSW	03/24/23	L	43	Allen Iverson	vs CHI	01/17/01	W
45	Hal Greer	at BOS	02/14/59	L	48	Joel Embiid	at WAS	12/27/22	L
45	Wilt Chamberlain	at SF	12/20/65	L	47	Joel Embiid	vs. DEN	01/28/23	W
45	Billy Cunningham	at ATL	01/16/72	L	46	Joel Embiid	at GSW	03/24/23	L



RECORDS

76ERS ALL-TIME 40+ POINT CLUB

PTS	PLAYER	OPP	DATE	W/L
44	Joel Embiid	vs. LAC	12/23/22	W
44	Tyrese Maxey	at TOR	12/28/22	W
43	Allen Iverson	at DET	02/23/01	W
43	Allen Iverson	vs NJ	03/01/02	W
43	Allen Iverson	at IND	04/15/05	W
43	Allen Iverson	vs CHA	12/09/05	W
43	Joel Embiid	at CINA	12/06/21	W
43	Joel Embiid	vs. CHI	03/07/22	W
42	Dolph Schayes	vs BOS	12/09/56	W
42	Johnny Kerr	at CIN	12/20/57	W
42	Lee Shaffer	vs CIN	11/28/63	L
42	Hal Greer	at DET	12/01/63	W
42	Hal Greer	at STL	03/11/64	W
42	Wilt Chamberlain	at LA	11/24/65	L
42	Wilt Chamberlain	vs BAL	02/24/67	W
42	Andrew Toney	at IND	03/15/83	W
42	Julius Erving	vs HOU	02/08/84	W
42	Moses Malone	at CHI	02/25/86	W
42	Charles Barkley	vs WAS	03/13/88	W
42	Charles Barkley	vs CHI	11/16/88	W
42	Charles Barkley	vs MIL	12/04/90	W*
42	Allen Iverson	at NJ	12/23/99	L
42	Allen Iverson	vs LAC	02/16/01	W
42	Allen Iverson	at TOR	03/03/02	W
42	Allen Iverson	at ORL	03/31/03	W*
42	Allen Iverson	at CHI	04/15/03	L
42	Allen Iverson	vs SA	02/15/06	W
42	Allen Iverson	at TOR	11/16/05	W
42	Allen Iverson	at NJ	12/10/05	W
42	Joel Embiid	vs CHA	11/9/18	W
42	Joel Embiid	at PHO	1/2/19	W
42	Joel Embiid	vs. BOS	01/20/21	W
42	Joel Embiid	vs. CLE	02/27/21	L
42	Ben Simmons	at UTA	02/15/21	L
42	Joel Embiid	vs. MIN	11/27/21	L
42	Joel Embiid	vs. NOP	01/25/22	W
42	Joel Embiid	at MIL	02/17/22	W
42	Joel Embiid	vs. ATL	11/12/22	W
42	Joel Embiid	vs. NOP	01/02/23	W
42	Joel Embiid	at IND	03/06/23	W
41	Dolph Schayes	vs MIN	01/17/52	W***
41	Lee Shaffer	vs CHI	02/19/63	W
41	Hal Greer	vs SF	01/28/64	L
41	Wilt Chamberlain	vs BAL	11/30/65	L
41	Wilt Chamberlain	vs BAL	01/06/66	W
41	Wilt Chamberlain	at STL	01/09/66	W
41	Wilt Chamberlain	at DET	01/12/66	L
41	Wilt Chamberlain	vs DET	02/14/66	W
41	Wilt Chamberlain	vs DET	11/25/66	W
41	Hal Greer	vs DET	10/21/67	W
41	Billy Cunningham	at SF	02/22/69	W
41	Billy Cunningham	at BAL	12/25/69	L
41	Billy Cunningham	at HOU	10/14/71	W
41	Billy Cunningham	at BOS	01/30/72	L
41	Fred Carter	at MIL	02/18/72	W
41	Julius Erving	vs HOU	11/23/79	W
41	Julius Erving	at CLE	03/16/80	L
41	Charles Barkley	at CLE	12/13/86	L
41	Charles Barkley	vs POR	11/30/88	W
41	Charles Barkley	at DEN	01/05/91	W
41	Dana Barros	vs LAL	01/21/95	W*
41	Vernon Maxwell	vs NJ	04/08/96	W
41	Allen Iverson	vs LAL	03/19/99	W
41	Allen Iverson	vs NJ	02/09/00	W
41	Allen Iverson	vs SEA	01/05/01	W
41	Allen Iverson	vs WAS	03/02/01	W
41	Allen Iverson	at MIA	04/10/01	L
41	Allen Iverson	vs IND	03/08/02	W
41	Allen Iverson	vs MIN	12/18/02	W
41	Allen Iverson	at CLE	02/23/03	W
41	Allen Iverson	vs SEA	01/09/06	W
41	Allen Iverson	vs SAC	01/24/06	W
41	Joel Embiid	vs. LAC	11/1/18	W
41	Joel Embiid	at IND	08/01/20	L
41	Joel Embiid	at BOS	12/20/21	W
41	Joel Embiid	vs. IND	04/09/22	L
41	Joel Embiid	vs LAC	01/17/23	W
41	Joel Embiid	vs. BOS	02/25/23	L
40	Dolph Schayes	vs MIN	01/06/55	L
40	Dolph Schayes	vs MIN	01/10/57	L
40	Dolph Schayes	at BOS	12/07/60	W
40	Hal Greer	vs NY	01/14/62	W
40	Wilt Chamberlain	vs LA	02/18/65	L
40	Wilt Chamberlain	at BAL	02/21/65	W
40	Wilt Chamberlain	vs DET	12/10/65	L
40	Hal Greer	vs LAL	10/17/69	W
40	Billy Cunningham	at CIN	10/18/69	W
40	Billy Cunningham	at PHO	02/03/70	L

PTS	PLAYER	OPP	DATE	W/L
40	Fred Carter	vs CLE	01/12/73	L**
40	Julius Erving	vs WAS	04/09/77	W
40	Julius Erving	vs WAS	03/12/80	W
40	Andrew Toney	vs NY	04/10/83	W
40	Andrew Toney	at CLE	01/07/84	L
40	Charles Barkley	vs CHI	01/30/87	W
40	Charles Barkley	at NY	12/17/87	W
40	Charles Barkley	vs BOS	12/22/87	L
40	Charles Barkley	vs DEN	12/07/90	W
40	Charles Barkley	at GS	02/16/91	L
40	Hersey Hawkins	at MIA	04/10/93	L
40	Allen Iverson	vs ATL	04/09/97	L
40	Allen Iverson	vs WAS	04/14/97	L
40	Allen Iverson	at HOU	02/03/00	L
40	Allen Iverson	vs WAS	11/28/01	L
40	Allen Iverson	at CLE	12/15/01	W
40	Allen Iverson	vs SA	01/13/01	W
40	Allen Iverson	vs LAL	02/14/01	W
40	Allen Iverson	at WAS	11/11/03	W
40	Allen Iverson	at SEA	03/07/03	W
40	Allen Iverson	vs MIL	12/12/04	W
40	Allen Iverson	at IND	12/22/04	W
40	Allen Iverson	at SEA	02/19/04	W
40	Allen Iverson	at NY	11/26/05	L
40	Allen Iverson	at BOS	11/30/05	L
40	Allen Iverson	at HOU	03/01/06	W
40	Allen Iverson	at NJ	04/12/06	W
40	Joel Embiid	vs. IND	12/14/18	L
40	Joel Embiid	at MIL	3/17/19	W
40	Joel Embiid	vs. UTA	03/03/21	W
40	Joel Embiid	vs. LAC	01/21/22	L
40	Joel Embiid	at CHI	02/06/22	W
40	Joel Embiid	vs. CLE	02/12/22	W
40	Joel Embiid	vs. SAS	10/22/22	L

* Denotes number of overtimes.

ALL-TIME TOP PERFORMANCES

Since the 1949-50 season, the Syracuse Nationals first season in the NBA, there have been 189 40-plus point games recorded in franchise history, by 18 different players. Additionally, there have been 26 50-plus point games recorded, by seven different players:

ALL-TIME 40-POINT GAMES

Allen Iverson	76
Joel Embiid	34
Wilt Chamberlain	31
Charles Barkley	17
Hal Greer	12
Billy Cunningham	10
Julius Erving	9
Dolph Schayes	7
Andrew Toney	5
Moses Malone	2
Dana Barros	2
Hersey Hawkins	2
Fred Carter	2
Lee Shaffer	2
George Yardley	1
Johnny Kerr	1
Vernon Maxwell	1
Willie Burton	1
Ben Simmons	1
Tyrese Maxey	1
TOTAL	217 (146-71)

ALL-TIME 50-POINT GAMES

Wilt Chamberlain	11
Allen Iverson	10
Joel Embiid	5
Dana Barros	1
Willie Burton	1
Hal Greer	1
Moses Malone	1
Dolph Schayes	1
TOTAL	31 (25-6)



RECORDS

76ERS ALL-TIME BEST SINGLE-GAME PERFORMANCES

MOST FIELD GOALS MADE

FGM	PLAYER	OPP	DATE
30	Wilt Chamberlain	at CHI	12/16/67
28	Wilt Chamberlain	vs. LAL	02/07/66
26	Wilt Chamberlain	vs. SF	03/03/66
26	Wilt Chamberlain	vs. CIN	02/13/67
24	Wilt Chamberlain	vs. LAL	03/18/68
23	Wilt Chamberlain	at BAL	03/14/65
22	Wilt Chamberlain	vs. NY	01/02/66
22	Wilt Chamberlain	vs. SEA at BOS	12/01/67
21	George Yardley	vs. BOS	01/12/60
21	Wilt Chamberlain	vs. DET	10/23/65
21	Wilt Chamberlain	vs. LAL at MEM	01/25/66
21	Andrew Toney	vs. LAL	03/07/82
21	Dana Barros	vs. HOU	03/14/95
21	Allen Iverson	vs. HOU	01/15/02
21	Allen Iverson	vs. NOH	04/20/03

THREE-POINT FIELD GOALS

3FG	PLAYER	OPP	DATE
9	Dana Barros	vs PHO	01/27/95
9	Danny Green	vs. MIA	01/12/21
9	Tyrese Maxey	at TOR	10/28/22
8	Willie Burton	vs MIL	01/25/95
8	Isaiah Canaan	at OKC (OT)	03/04/15
8	JJ Redick	vs. IND	11/03/17
8	JJ Redick	vs. ORL	11/25/17
8	JJ Redick	vs. ORL	10/20/18
8	Landry Shamet	vs. WAS	01/08/19
8	Danny Green	at LAL	03/25/21
8	Tyrese Maxey	at IND	04/05/22
8	De'Anthony Melton	vs. LAL	12/09/22
7	Tim Perry	vs CHA	02/07/94
7	Dana Barros	vs LAL (OT)	01/21/95
7	Trevor Ruffin	vs UTA	12/20/95
7	Vernon Maxwell	vs NJ	04/08/96
7	Kyle Korver	vs IND (OT)	11/12/04
7	Jodie Meeks	vs. CHA	12/04/10
7	Jodie Meeks	vs. CLE	03/27/12
7	Dorell Wright	at DAL	12/18/12
7	Robert Covington	vs. SAC	02/10/16
7	Robert Covington	vs. NYK	04/08/16
7	Robert Covington	at WAS	10/18/17
7	JJ Redick	at CHA	03/09/19
7	Furkan Korkmaz	vs. MEM	02/07/20
7	Shake Milton	at LAC	03/01/20
7	Seth Curry	at OKC	10/24/21
7	Furkan Korkmaz	at CHI	11/06/21
7	Georges Niang	vs. PHO	11/07/22
7	Tobias Harris	at HOU	12/05/22
7	Tyrese Maxey	at PHO	03/25/23

MOST FREE THROWS

FTM	PLAYER	OPP	DATE
24 (of 28)	Willie Burton	vs. MIA	12/13/94
24 (of 27)	Allen Iverson	vs ORL	02/12/05
23 (of 27)	Dolph Schayes	vs. MIN	01/17/52
23 (of 27)	Joel Embiid	at NYK	02/27/22
21 (of 25)	Dolph Schayes	vs. NY	02/15/53
21 (of 23)	Moses Malone	vs. NY	02/13/85
21 (of 26)	Charles Barkley	at ATL	02/09/88
20 (of 21)	Joel Embiid	vs. BOS	03/20/19
20 (of 22)	Dolph Schayes	at CIN	10/26/57
20 (of 22)	Moses Malone	vs. GSW	02/20/85
20 (of 24)	Charles Barkley	vs. NY	03/16/88
20 (of 24)	Allen Iverson	vs. HOU	02/06/06
20 (of 24)	Joel Embiid	vs. UTA	11/13/22
19 (of 24)	Dolph Schayes	vs. BOS	03/11/54
19 (of 20)	Dolph Schayes	vs. STL	01/19/57
19 (of 22)	Dolph Schayes	at MIN	12/07/57
19 (of 22)	Joel Embiid	vs. CHA	11/09/18
19 (of 20)	Julius Erving	vs. CHI	03/28/79
19 (of 22)	Moses Malone	vs. UTA	12/20/85
19 (of 21)	Allen Iverson	at ATL	12/23/05
19 (of 19)	Joel Embiid	at IND	03/06/23
19 (of 22)	Joel Embiid	at GSW	03/24/23

MOST REBOUNDS

REB	PLAYER	OPP	DATE
43	Wilt Chamberlain	vs BOS	03/06/65
42	Wilt Chamberlain	vs BOS	01/14/66
40	Wilt Chamberlain	vs BOS	12/28/65
38	Wilt Chamberlain	vs SF	03/02/67
38	Wilt Chamberlain	at SEA	12/20/67
37	Wilt Chamberlain	vs SF	03/03/66
37	Wilt Chamberlain	vs SEA	12/01/67
36	Wilt Chamberlain	vs BOS	03/05/66
36	Wilt Chamberlain	vs STL	03/09/66
36	Wilt Chamberlain	vs CIN	02/28/67

MOST ASSISTS

AST	PLAYER	OPP	DATE
21	Wilt Chamberlain	vs DET	02/02/68
21	Maurice Cheeks	vs NJ	10/30/82
21	James Harden	vs. LAC	12/23/22
20	James Harden	at IND	03/06/23
19	Wilt Chamberlain	vs CIN (OT)	03/19/68
19	Maurice Cheeks	vs WAS	04/13/87
19	Dana Barros	at PHO	01/04/95
18	Paul Seymour	at PHI	01/26/55
18	Larry Costello	vs BOS	03/03/60
18	Maurice Cheeks	vs SA	11/07/86
18	Andre Miller	vs CHI	03/26/08
17	Wilt Chamberlain	at CIN	02/17/67
17	Maurice Cheeks	vs HOU	11/21/81
17	Maurice Cheeks	vs SD	03/03/82



RECORDS

76ERS ALL-TIME BEST SINGLE-GAME PERFORMANCES (CONT.)

17	Maurice Cheeks	vs WAS	11/14/82
17	T.J. McConnell	at BOS	01/06/17
17	Ben Simmons	at DET	12/23/19
17	James Harden	at WAS	10/31/22

MOST STEALS

STL	PLAYER	OPP	DATE
9	Maurice Cheeks	vs LAC	01/05/87
9	Hersey Hawkins	vs BOS	01/25/91
9	Allen Iverson	vs ORL	03/19/00
9	Allen Iverson	vs LAL (OT)	12/20/02
9	Michael Carter-Williams	vs MIA	10/30/14
8	Julius Erving	vs WAS	11/12/76
8	Henry Bibby	at POR	03/01/77
8	Maurice Cheeks	vs PHO	03/17/84
8	Maurice Cheeks	vs SA	11/07/86
8	Hersey Hawkins	vs MIL (OT)	12/04/90
8	Allen Iverson	at ATL	03/29/03
8	Allen Iverson	at CHI	11/07/03
8	Robert Covington	at HOU	11/27/15

MOST BLOCKS

BLK	PLAYER	OPP	DATE
10	Harvey Catchings	vs ATL	03/21/75
10	Manute Bol	at SAC	02/14/91
10	Dikembe Mutombo	at CHI	12/01/01
9	Moses Malone	vs SD (OT)	11/13/83
9	Manute Bol	vs BOS	04/18/91
9	Manute Bol	at LAL (OT)	03/05/93
9	Shawn Bradley	at DAL	01/07/94
9	Shawn Bradley	vs LAC	11/18/94
9	Theo Ratliff	at VAN (OT)	03/24/99
9	Theo Ratliff	vs WAS	11/29/00
9	Dikembe Mutombo	vs ATL	03/09/01
9	Dikembe Mutombo	vs MEM	12/02/01
9	Samuel Dalembert	vs NY	04/03/04
9	Samuel Dalembert	vs. MIN	12/12/07
9	Nerlens Noel	vs. IND	02/20/15

MOST TURNOVERS

TO	PLAYER	OPP	DATE
12	Allen Iverson	vs. GSW	03/08/05
11	Allen Iverson	vs. CHI	03/19/05
11	Ben Simmons	at TOR	10/30/18
10	Julius Erving	at ATL	11/15/77
10	Darryl Dawkins	at PHO	03/04/79
10	Charles Barkley	vs NJ	03/27/87
10	Cliff Robinson	vs NY	04/05/88
10	Allen Iverson	vs VAN	11/30/96
10	Clarence Weatherspoon	at BOS (OT)	01/22/97
10	Allen Iverson	vs ORL	03/28/01
10	Robert Covington	vs. MEM	12/13/14



RECORDS

OPPONENTS 50-POINT CLUB

PTS	PLAYER	OPP	DATE	FGM-A	3PM-A	FTM-A	W/L	Score
70	Wilt Chamberlain	vs. SF	03/10/1963	27-38	---	16-22	W	163-148
63	Wilt Chamberlain	vs. SF	11/26/1964	27-58	---	9-20	W	128-117
62	Wilt Chamberlain	vs. PHI	01/21/1962	25-42	---	12-17	L	132-139
61	Wilt Chamberlain	at SF	12/11/1962	27-57	---	7-11	L	124-136
60	Kemba Walker	at CHA	11/17/18	21-34	6-14	12-12	L	119-122 (OT)
60	Bradley Beal	at PHI	01/06/21	20-35	7-10	13-15	L	141-136
59	Wilt Chamberlain	vs. SF	01/28/1964	24-36	---	11-20	L	117-139
57	Richie Guerin	at NY	12/11/1959	18-31	---	21-26	L	121-152
56	Wilt Chamberlain	at PHI	01/05/1961	20-32	---	16-22	L	127-139
56	Elgin Baylor	at LAL	01/24/1961	19-30	---	18-20	L	107-116
56	Wilt Chamberlain	vs. PHI	03/01/1961	22-44	---	12-20	W	149-128
56	Michael Jordan	at CHI	03/24/1987	22-32	0-1	12-15	L	91-93
55	Wilt Chamberlain	at PHI	10/27/1961	21-45	---	13-21	W	126-122
55	Wilt Chamberlain	at PHI	11/09/1961	20-38	---	15-27	L	108-151
55	Rick Barry	at GS	01/23/1975	23-49	---	9-10	L	100-108
53	Kareem Abdul-Jabbar	at MIL	02/18/1972	18-28	---	17-22	W	132-126
53	Jimmy Butler	vs. CHI	01/14/2016	15-30	2-4	21-25	L	111-115 (OT)
53	T.J. Warren	vs. IND	08/01/20	20-29	9-12	4-4	W	127-121
52	George Yardley	at DET	02/04/1958	18-31	---	16-16	L	113-118
52	Michael Jordan	vs. CHI	11/16/1988	24-29	0-1	4- 4	W	123-110
52	Giannis Antetokounmpo	vs. MIL	3/17/2019	15-26	3-8	19-21	L	130-125
51	Bob Pettit	vs. STL	12/21/1957	18-27	---	15-20	L	136-146
51	Wilt Chamberlain	at PHI	12/26/1961	21-53	---	9-15	L	111-118
51	Rick Barry	at GS	02/23/1974	22-40	---	7- 8	L	106-125
51	Rick Barry	at GS	10/29/1977	22-38	---	7- 8	L	110-113
51	James Harden	vs. HOU	01/27/2017	16-28	6-11	13-14	L	118-123
51	Damian Lillard	vs. POR	08/09/20	16-28	4-12	15-16	W	124-121
50	Neil Johnston	vs. PHI	02/16/1954	18-30	---	14-16	L	77-95
50	Elgin Baylor	at LAL	12/04/1961	17-34	---	16-22	L	120-131
50	Wilt Chamberlain	at PHI	02/04/1962	19-35	---	12-18	L	117-128
50	Elgin Baylor	at LA	12/12/1962	20-29	---	10-13	L	120-126
50	Oscar Robertson	vs. CIN	02/06/1965	17-32	---	16-16	W	127-122
50	Pete Maravich	at ATL	01/16/1972	18-29	---	14-16	L	116-124
50	Bernard King	at GS	01/03/1981	20-25	0-0	10-11	W	119-105
50	James Harden	at HOU	11/27/2015	14-28	6-12	16-20	L	116-114
50	Blake Griffin	at DET	10/23/2018	20-35	5-10	5-11	W	132-133
50	James Harden	vs. HOU	1/27/2017	16-28	6-11	13-14	L	118-123



RECORDS

OPPONENTS ALL-TIME BEST SINGLE-GAME PERFORMANCES

MOST REBOUNDS

REB	PLAYER	OPP	DATE
51	Bill Russell	at BOS	02/05/60
45	Wilt Chamberlain	at PHI	02/06/60
41	Bill Russell	at BOS	02/12/58
40	Wilt Chamberlain	at PHI	11/04/59
40	Jerry Lucas	vs. CIN	02/29/64

MOST ASSISTS

AST	PLAYER	OPP	DATE
23	Jerry West	at LAL	02/01/67
22	Oscar Robertson	at CIN	10/29/61
22	John Stockton	vs. UTA	12/18/92
22	Sherman Douglas	vs. BOS	04/03/94
22	Andre Miller	at CLE	12/15/01

MOST STEALS

STL	PLAYER	OPP	DATE
10	Fred Brown	vs. SEA	12/03/76
10	Eddie Jordan	vs. NJ	03/23/79
10	Ron Harper	at CLE	03/10/87
10	Mookie Blaylock	at ATL	04/14/98
10	Michael Finley	at DAL	01/23/01

MOST BLOCKED SHOTS

BLK	PLAYER	OPP	DATE
13	Darryl Dawkins	at NJ	11/05/83
11	Mark Eaton	at UTA	12/30/88
11	Manute Bol	vs. GS	01/27/89
11	Greg Ostertag	at UTA (OT)	01/06/98
11	Joakim Noah	at CHI	02/28/12

MOST FREE THROWS

FTM	PLAYER	OPP	DATE
21	Richie Guerin	at NY	12/11/59
21	Lenny Wilkens	vs. SEA	11/08/69
21	Jimmy Butler	vs. CHI (OT)	01/14/16
20	Jerry West	at LAL	12/21/66
19	Bob Pettit	at STL	12/27/56
19	Jerry West	vs. LAL	12/17/65
19	Bob Rule	at SEA	11/15/69
19	Giannis Antetokounmpo	vs. MIL	3/17/19

MOST FIELD GOALS

FGM	PLAYER	OPP	DATE
27	Wilt Chamberlain	at SF	12/11/62
27	Wilt Chamberlain	vs. SF	03/10/63
27	Wilt Chamberlain	vs. SF	11/26/64
25	Wilt Chamberlain	vs. PHI (OT)	01/21/62
24	Wilt Chamberlain	vs. SF	01/28/64
24	Michael Jordan	vs. CHI	11/16/88



RECORDS

ALL-TIME INDIVIDUAL HIGHS (SINGLE-SEASON)

MOST GAMES PLAYED

Wilt Chamberlain	1967-68	82
Matt Guokas	1967-68	82
Luke Jackson	1967-68	82
Hal Greer, Chet Walker	1967-68	82
Hal Greer, Chet Walker, Darrall Imhoff	1968-69	82
Archie Clark, Billy Cunningham	1968-69	82
Bailey Howell	1970-71	82
Fred Boyd, Manny Leaks	1972-73	82
Steve Mix	1973-74	82
Leroy Ellis	1974-75	82
Fred Carter	1975-76	82
Caldwell Jones, Julius Erving	1976-77	82
Henry Bibby, Steve Mix	1977-78	82
Henry Bibby, Maurice Cheeks	1978-79	82
Henry Bibby	1979-80	82
Julius Erving, Lionel Hollins	1980-81	82
Charles Barkley, Sedale Threatt	1984-85	82
Maurice Cheeks	1985-86	82
Mike Gminski, Ron Anderson, Brooks	1988-89	82
Hersey Hawkins	1989-90	82
Ron Anderson, Manute Bol	1990-91	82
Ron Anderson, Johnny Dawkins	1991-92	82
Clarence Weatherspoon	1992-93	82
Clarence Weatherspoon	1993-94	82
Dana Barros, Shawn Bradley	1994-95	82
Clarence Weatherspoon, Michael Cage	1996-97	82
Aaron McKie, Eric Snow	1999-00	82
George Lynch	2000-01	82
Allen Iverson, Eric Snow	2002-03	82
Samuel Dalembert, Eric Snow	2003-04	82
Kyle Korver, Andre Iguodala	2004-05	82
Kyle Korver, Andre Iguodala, John Salmons	2005-06	82
Samuel Dalembert	2006-07	82
Dalembert, A. Iguodala, A. Miller	2007-08	82
S. Dalembert, A. Iguodala, A. Miller	2008-09	82
Samuel Dalembert, Andre Iguodala	2009-10	82
Jrue Holiday, Thaddeus Young	2010-11	82
Spencer Hawes, Evan Turner	2012-13	82

MOST POINTS

1. Wilt Chamberlain	1965-66	2649
2. Allen Iverson	2005-06	2377
3. Allen Iverson	2004-05	2302
4. Charles Barkley	1987-88	2264
5. Allen Iverson	2002-03	2262
6. Allen Iverson	2000-01	2207
7. Billy Cunningham	1969-70	2114
8. Julius Erving	1979-80	2100
9. Joel Embiid	2021-22	2079
10. Charles Barkley	1988-89	2037
11. Joel Embiid	2022-23	2183

BEST SCORING AVERAGE

Min. 20 Games Played

1. Wilt Chamberlain	1965-66	33.5
2. Joel Embiid	2022-23	33.1
3. Allen Iverson	2005-06	33.0
4. Allen Iverson	2001-02	31.4
5. Allen Iverson	2000-01	31.1
6. Allen Iverson	2004-05	30.7
7. Joel Embiid	2021-22	30.6
8. Wilt Chamberlain	1964-65	30.1
9. Joel Embiid	2020-21	28.5
10. Allen Iverson	1999-00	28.4
11. Charles Barkley	1987-88	28.3

MOST MINUTES

1. Wilt Chamberlain	1967-68	3836
2. Wilt Chamberlain	1965-66	3737
3. Wilt Chamberlain	1966-67	3682
4. Allen Iverson	2002-03	3485
5. Billy Cunningham	1968-69	3345
6. Hal Greer	1965-66	3326
7. Dana Barros	1994-95	3318
8. Hal Greer	1968-69	3311
9. Maurice Cheeks	1985-86	3270
10. Andre Iguodala	2008-09	3269

ALL-TIME TOP PERFORMANCES

Total Points	2649	Wilt Chamberlain.....	1965-66
Average Points per Game	33.5	Wilt Chamberlain.....	1965-66
Minutes Played	3836	Wilt Chamberlain.....	1967-68
FG	1074	Wilt Chamberlain.....	1965-66
FGA	1990	Wilt Chamberlain.....	1965-66
FG Percentage	.683	Wilt Chamberlain.....	1966-67
3-PT FG	240	JJ Redick.....	2018-19
3-PT FG Attempted	605	JJ Redick.....	2018-19
3-PT FG Percentage	.464	Dana Barros.....	1994-95
FT Made	737	Moses Malone.....	1984-85
FT Attempted	976	Wilt Chamberlain.....	1965-66
FT Percentage	.938	Mike Gminski.....	1987-88
Rebounds	1957	Wilt Chamberlain.....	1966-67
Rebounds Offensive	445	Moses Malone.....	1982-83
Rebounds Defensive	749	Moses Malone.....	1982-83
Assists	753	Maurice Cheeks.....	1985-86
Personal Fouls	338	Shawn Bradley.....	1994-95
Disqualifications	18	Shawn Bradley.....	1994-95
Steals	225	Allen Iverson.....	2002-03
Blocked Shots	274	Shawn Bradley.....	1994-95
Turnovers	350	Charles Barkley.....	1985-86



RECORDS

ALL-TIME INDIVIDUAL HIGHS (SINGLE-SEASON)

MOST FIELD GOALS

1.	Wilt Chamberlain	1965-66	1074
2.	Julius Erving	1979-80	838
3.	Wilt Chamberlain	1967-68	819
4.	Allen Iverson	2005-06	815
5.	Allen Iverson	2002-03	804
6.	Billy Cunningham	1969-70	802
7.	Julius Erving	1980-81	794
8.	Wilt Chamberlain	1966-67	785
9.	Julius Erving	1981-82	780
10.	Hal Greer	1967-68	777

MOST FIELD GOALS ATTEMPTED

1.	Wilt Chamberlain	1965-66	1990
2.	Allen Iverson	2002-03	1940
3.	Allen Iverson	2005-06	1822
4.	Allen Iverson	2004-05	1818
5.	Allen Iverson	2000-01	1813
6.	Billy Cunningham	1968-69	1736
7.	Allen Iverson	1999-00	1733
8.	Billy Cunningham	1969-70	1710
9.	Allen Iverson	2001-02	1669
10.	Fred Carter	1973-74	1641

BEST FIELD GOAL PERCENTAGE

Min. 100 FGM

1.	Wilt Chamberlain	1966-67	.683
2.	Darryl Dawkins	1976-77	.628
3.	Darryl Dawkins	1980-81	.607
4.	Steven Hunter	2005-06	.601
5.	Charles Barkley	1989-90	.600
6.	Montrezl Harrell	2022-23	.598
7.	Wilt Chamberlain	1967-68	.595
8.	Charles Barkley	1986-87	.594
9.	Paul Reed	2022-23	.593
10.	Warren Kidd	1993-94	.592

THREE POINT FIELD GOALS

3-Pt. FG have been compiled since 1979-80

1.	JJ Redick	2018-19	240
2.	Kyle Korver	2004-05	226
3.	Robert Covington	2017-18	203
4.	Dana Barros	1994-95	197
5.	JJ Redick	2017-18	193
6.	Kyle Korver	2005-06	184
7.	Isaiah Canaan	2015-16	176
8.	Danny Green	2020-21	175
9.	Robert Covington	2015-16	170
10.	Robert Covington	2014-15	167

THREE POINT FIELD GOAL ATTEMPTS

3-Pt. FGA have been compiled since 1979-80

1.	JJ Redick	2018-19	605
2.	Kyle Korver	2004-05	558
3.	Robert Covington	2017-18	550
4.	Isaiah Canaan	2015-16	485
5.	Robert Covington	2015-16	482
6t.	JJ Redick	2017-18	460
6t.	Vernon Maxwell	1995-96	460
7.	Allen Iverson	1996-97	455
8.	Robert Covington	2014-15	446
9.	Kyle Korver	2005-06	438
10.	Dana Barros	1994-95	425

THREE POINT FIELD GOAL PERCENTAGE

3-Pt. FG PCT. has been compiled since 1979-80

1.	Dana Barros	1994-95	.464
2.	Seth Curry	2020-21	.450
3.	Aaron McKie	2003-04	.436
4.	Tyrese Maxey	2022-23	.434
5t.	Kyle Korver	2006-07	.430
5t.	Shake Milton	2019-20	.430
6.	Hersey Hawkins	1988-89	.428
7.	Tyrese Maxey	2021-22	.427
8.	Gerald Henderson	1987-88	.421
9t.	JJ Redick	2017-18	.420
9t.	Kyle Korver	2005-06	.420
9t.	Hersey Hawkins	1989-90	.420
10t.	Danny Green	2004-05	.405
10t.	Kyle Korver	2004-05	.405
11.	Georges Niang	2021-22	.403

MOST FREE THROWS

1.	Moses Malone	1984-85	737
2.	Charles Barkley	1987-88	714
3.	Dolph Schayes	1960-61	680
4.	Allen Iverson	2005-06	675
5.	Joel Embiid	2022-23	661
6.	Allen Iverson	2004-05	656
7.	Joel Embiid	2021-22	654
8.	Dolph Schayes	1957-58	629
9.	Dolph Schayes	1956-57	625
10.	Moses Malone	1985-86	617
11.	Charles Barkley	1988-89	602

MOST FREE THROWS ATTEMPTED

1.	Wilt Chamberlain	1965-66	976
2.	Charles Barkley	1987-88	951
3.	Wilt Chamberlain	1967-68	932
4.	Moses Malone	1984-85	904
5.	Wilt Chamberlain	1966-67	875
6.	Allen Iverson	2005-06	829
7.	Joel Embiid	2021-22	803
8.	Charles Barkley	1988-89	799
9.	Moses Malone	1982-83	788
10.	Allen Iverson	2004-05	786
11.	Moses Malone	1985-86	784

FREE THROW PERCENTAGE

Min. of 50 FTM

1.	Mike Gminski	1987-88	.938
2.	Kyle Korver	2006-07	.914
3.	Doug Collins	1979-80	.911
4.	Jodie Meeks	2011-12	.906
5t.	Dolph Schayes	1956-57	.904
5t.	Dolph Schayes	1957-58	.904
5t.	JJ Redick	2017-18	.904
8.	Larry Costello	1966-67	.902
9.	Dana Barros	1994-95	.899
10.	Dolph Schayes	1961-62	.897

MOST REBOUNDS

Rebounds have been compiled since 1950-51

1.	Wilt Chamberlain	1966-67	1957
2.	Wilt Chamberlain	1967-68	1952
3.	Wilt Chamberlain	1965-66	1943
4.	Moses Malone	1982-83	1194
5.	John (Red) Kerr	1961-62	1176
6.	Billy Cunningham	1969-70	1101
7.	Dolph Schayes	1950-51	1080
8.	Billy Cunningham	1968-69	1050
9.	John (Red) Kerr	1962-63	1039
10.	Moses Malone	1984-85	1031

ALL-TIME INDIVIDUAL HIGHS (SINGLE-SEASON)

MOST OFFENSIVE REBOUNDS

Offensive rebounds have been compiled since 1973-74

1.	Moses Malone	1982-83	445
2.	Charles Barkley	1988-89	403
3.	Charles Barkley	1986-87	390
4.	Moses Malone	1984-85	385
5.	Charles Barkley	1987-88	385
6.	Charles Barkley	1989-90	361
7.	Charles Barkley	1985-86	354
8.	Moses Malone	1983-84	352
9.	Moses Malone	1985-86	339
10.	George McGinnis	1976-77	324

MOST DEFENSIVE REBOUNDS

Defensive rebounds have been compiled since 1973-74

1.	Moses Malone	1982-83	749
2.	Caldwell Jones	1979-80	731
3.	Joel Embiid	2018-19	711
4.	George McGinnis	1975-76	707
5.	Charles Barkley	1985-86	672
6.	Joel Embiid	2021-22	650
6.	Moses Malone	1984-85	646
7.	Caldwell Jones	1980-81	613
8.	Dikembe Mutombo	2001-02	609
9.	Charles Barkley	1986-87	604
10.	Moses Malone	1983-84	598

MOST ASSISTS

1.	Maurice Cheeks	1985-86	753
2.	Wilt Chamberlain	1967-68	702
3.	Maurice Cheeks	1981-82	667
4.	Ben Simmons	2017-18	661
5.	Maurice Cheeks	1987-88	635
6.	Wilt Chamberlain	1966-67	630
7.	Jrue Holiday	2012-13	625
8.	Eric Snow	1999-00	624
9.	Dana Barros	1994-95	619
10.	James Harden	2022-23	618

MOST PERSONAL FOULS

1.	Shawn Bradley	1994-95	338
2.	George McGinnis	1975-76	334
3.	Charles Barkley	1985-86	333
4.	Billy Cunningham	1969-70	331
5.	Billy Cunningham	1968-69	329
6.	Billy Cunningham	1970-71	328
7.	Darryl Dawkins	1979-80	328
8.	Darryl Dawkins	1980-81	316
9.	Hal Greer	1965-66	315
10.	Darrall Imhoff	1968-69	310

MOST DISQUALIFICATIONS

Disqualifications have been compiled since 1950-51

1.	Shawn Bradley	1994-95	18
2.	Alex Hannum	1950-51	16
3.	Billy Cunningham	1969-70	15
4.	George McGinnis	1975-76	13
5t.	Darrall Imhoff	1968-69	12
5t.	Earl Lloyd	1953-54	12
5t.	Billy Cunningham	1965-66	12
5t.	Billy Cunningham	1971-72	12
9t.	Billy Gabor	1952-53	11
9t.	George Ratkovicz	1950-51	11

MOST STEALS

Steals have been compiled since 1973-74

1.	Allen Iverson	2002-03	225
2.	Steve Mix	1973-74	212
3.	Maurice Cheeks	1981-82	209
4.	Maurice Cheeks	1985-86	207
5.	George McGinnis	1975-76	198
6.	Maurice Cheeks	1980-81	193
7.	Maurice Cheeks	1982-83	184
8.	Maurice Cheeks	1979-80	183
9t.	Maurice Cheeks	1986-87	180
9t.	Allen Iverson	2004-05	180

MOST BLOCKED SHOTS

Blocked shots have been compiled since 1973-74

1.	Shawn Bradley	1994-95	274
2.	Manute Bol	1990-91	247
3.	Manute Bol	1991-92	205
4.	Theo Ratliff	1997-98	203
5.	Caldwell Jones	1976-77	200
6.	Samuel Dalembert	2007-08	192
7.	Dikembe Mutombo	2001-02	190
8.	Samuel Dalembert	2003-04	189
9.	Theo Ratliff	2000-01	187
10.	Theo Ratliff	1999-00	171

TURNOVERS

Turnovers have been compiled since 1977-78

1.	Charles Barkley	1985-86	350
2.	Allen Iverson	2004-05	344
3.	Allen Iverson	1996-97	337
4.	Charles Barkley	1986-87	322
5.	Jerry Stackhouse	1996-97	316
6.	Julius Erving	1978-79	315
7.	George McGinnis	1977-78	312
8.	Charles Barkley	1987-88	304
9.	Andrew Toney	1983-84	297
10.	Jrue Holiday	2012-13	292



Manute Bol, the tallest player ever to suit up for the Sixers at 7-foot-7, posted back-to-back seasons with 200-plus blocked shots (1990-91, 1991-92).



RECORDS

ALL-TIME INDIVIDUAL HIGHS (CAREER)

MOST SEASONS WITH FRANCHISE

1.	Dolph Schayes	15
1t.	Hal Greer	15
3.	Allen Iverson	12
4t.	Maurice Cheeks	11
4t.	Julius Erving	11
4t.	Paul Seymour	11
4t.	John (Red) Kerr	11
8t.	Al Bianchi	10
8t.	Larry Costello	10
10t.	Billy Cunningham	9
10t.	Steve Mix	9

MOST GAMES PLAYED

1.	Hal Greer	1122
2.	Dolph Schayes	996
3.	Maurice Cheeks	853
4.	Julius Erving	836
5.	John (Red) Kerr	834
6.	Allen Iverson	722
7.	Al Bianchi	687
8.	Steve Mix	668
9.	Billy Cunningham	654
10.	Bobby Jones	617

MOST POINTS

1.	Hal Greer	21586
2.	Allen Iverson	19931
3.	Dolph Schayes	18438
4.	Julius Erving	18364
5.	Charles Barkley	14184
6.	Billy Cunningham	13626
7.	John (Red) Kerr	11699
8.	Joel Embiid	10718
9.	Maurice Cheeks	10429
10.	Andre Iguodala	9422

SCORING AVERAGE

Min. of 100 games played

1.	Wilt Chamberlain	27.6
2.	Allen Iverson	27.6
3.	Joel Embiid	27.2
4.	Charles Barkley	23.3
5.	Julius Erving	22.0
6.	George McGinnis	21.6
7.	Moses Malone	21.0
8.	Billy Cunningham	20.8
9.	Jerry Stackhouse	19.5
10.	Hal Greer	19.2

MOST MINUTES PLAYED

Minutes have been compiled since 1950-51

1.	Hal Greer	39788
2.	Allen Iverson	29879
3.	Dolph Schayes	29800
4.	Julius Erving	28677
5.	Maurice Cheeks	28583
6.	John (Red) Kerr	26014
7.	Andre Iguodala	23216
8.	Charles Barkley	22761
9.	Billy Cunningham	22406
10.	Larry Costello	18624

MOST FIELD GOALS

1.	Hal Greer	8504
2.	Julius Erving	7237
3.	Allen Iverson	6962
4.	Dolph Schayes	5863
5.	Billy Cunningham	5116
6.	Charles Barkley	5025
7.	John (Red) Kerr	4623
8.	Maurice Cheeks	4192
9.	Chet Walker	3318
10.	Andre Iguodala	3301

76ERS INDIVIDUAL CAREER RECORDS

Most Seasons With Franchise	15	Dolph Schayes, Hal Greer	1949-64, 1958-73
Most Games Played	1122	Hal Greer	1958-73
Most Points	21586	Hal Greer	1958-73
Scoring Average	27.6	Wilt Chamberlain	1965-68
Most Minutes Played	39788	Hal Greer	1958-73
Most Field Goals	8504	Hal Greer	1958-73
Most Field Goals Attempted	18811	Hal Greer	1958-73
Field Goal Percentage	.583	Wilt Chamberlain	1965-68
Three-Point Field Goals Made	885	Allen Iverson	1996-07, 2009-10
Three-Point Field Goals Attempted	2864	Allen Iverson	1996-07, 2009-10
Three-Point Field Goal Percentage	.426	Dana Barros	1993-95
Most Free Throws	6712	Dolph Schayes	1949-64
Most Free Throws Attempted	7904	Dolph Schayes	1949-64
Free Throw Percentage	.886	Jodie Meeks	2009-12
Most Rebounds	11256	Dolph Schayes	1949-64
Most Offensive Rebounds	2688	Charles Barkley	1984-92
Most Defensive Rebounds	4391	Charles Barkley	1984-92
Most Assists	6212	Maurice Cheeks	1978-89
Most Personal Fouls	3855	Hal Greer	1958-73
Most Disqualifications	90	Dolph Schayes	1949-64
Most Steals	1942	Maurice Cheeks	1978-89
Most Blocked Shots	1293	Julius Erving	1976-87
Turnovers	2662	Allen Iverson	1996-07, 2009-10

ALL-TIME INDIVIDUAL HIGHS (CAREER)

MOST FIELD GOALS ATTEMPTED

1.	Hal Greer.....	18811
2.	Allen Iverson.....	16543
3.	Dolph Schayes.....	15427
4.	Julius Erving.....	14276
5.	Billy Cunningham.....	11467
6.	John (Red) Kerr.....	11059
7.	Charles Barkley.....	8722
8.	Maurice Cheeks.....	7940
9.	Fred Carter.....	7539
10.	Chet Walker.....	7254

FIELD GOAL PERCENTAGE

Min. of 500 FGM

1.	Wilt Chamberlain.....	.583
2.	Charles Barkley.....	.576
3.	Ben Simmons.....	.560
4.	Darryl Dawkins.....	.555
5.	Bobby Jones.....	.542
6.	Maurice Cheeks.....	.528
7.	Samuel Dalembert.....	.527
8t.	Darrall Imhoff.....	.510
8t.	Jahlil Okafor.....	.510
10.	Julius Erving.....	.507

THREE POINT FIELD GOALS

3-PT field goals have been compiled since 1979-80

1.	Allen Iverson.....	885
2.	Robert Covington.....	707
3.	Kyle Korver.....	661
4.	Andre Iguodala.....	563
5.	Tobias Harris.....	484
6.	Hersey Hawkins.....	476
7.	Joel Embiid.....	455
8.	JJ Redick.....	433
9.	Furkan Korkmaz.....	391
10.	Lou Williams.....	373

THREE POINT FIELD GOALS ATTEMPTED

3-PT FGA have been compiled since 1979-80

1.	Allen Iverson.....	2864
2.	Robert Covington.....	1967
3.	Andre Iguodala.....	1700
4.	Kyle Korver.....	1618
5.	Joel Embiid.....	1352
6.	Tobias Harris.....	1299
7.	Hersey Hawkins.....	1172
8.	Lou Williams.....	1107
9.	Furkan Korkmaz.....	1098
10.	JJ Redick.....	1065

THREE POINT FIELD GOAL PERCENTAGE

3-PT FG PCT has been compiled since 1979-80

Min. 60 3FGM

1.	Dana Barros.....	.426
2.	Seth Curry.....	.426
3.	Tyrese Maxey.....	.414
4.	Kyle Korver.....	.409
5.	JJ Redick.....	.407
6.	Hersey Hawkins.....	.406
7.	Landry Shamet.....	.404
8.	Georges Niang.....	.402
9.	Danny Green.....	.395
10.	De'Anthony Melton.....	.390

MOST FREE THROWS

1.	Dolph Schayes.....	6979
2.	Allen Iverson.....	5024
3.	Hal Greer.....	4578
4.	Charles Barkley.....	3920
5.	Julius Erving.....	3844
6.	Billy Cunningham.....	3394
7.	Joel Embiid.....	3209
8.	Moses Malone.....	2589
9.	John (Red) Kerr.....	2453
10.	Chet Walker.....	2407


MOST FREE THROWS ATTEMPTED

1.	Dolph Schayes.....	8274
2.	Allen Iverson.....	6457
3.	Hal Greer.....	5717
4.	Charles Barkley.....	5347
5.	Julius Erving.....	4950
6.	Billy Cunningham.....	4717
7.	Joel Embiid.....	3917
8.	John (Red) Kerr.....	3410
9.	Moses Malone.....	3320
10.	Chet Walker.....	3255

FREE THROW PERCENTAGE

Min. of 200 FTM

1.	JJ Redick.....	.899
2.	Jodie Meeks.....	.886
3.	Kyle Korver.....	.880
4.	James Harden.....	.876
5.	Mike Gminski.....	.873
6.	Dana Barros.....	.872
7t.	Jeff Hornacek.....	.868
7t.	Jimmy Butler.....	.868
9.	Hersey Hawkins.....	.867
10.	Tyrese Maxey.....	.858



Dana Barros connected on a franchise-record 42.6 percent from three-point range in two seasons with the 76ers (1993-95).

ALL-TIME INDIVIDUAL HIGHS (CAREER)

MOST REBOUNDS

Rebounds have been compiled since 1950-51

1.	Dolph Schayes	11256
2.	John (Red) Kerr	9506
3.	Charles Barkley	7079
4.	Billy Cunningham	6638
5.	Wilt Chamberlain	6632
6.	Hal Greer	5665
7.	Julius Erving	5601
8t.	Samuel Dalembert	4844
8t.	Luke Jackson	4613
10.	Caldwell Jones	4454

OFFENSIVE REBOUNDS

Offensive rebounds have been compiled since 1973-74

1.	Charles Barkley	2688
2.	Julius Erving	2067
3.	Moses Malone	1627
4.	Samuel Dalembert	1561
5.	Steve Mix	1318
6.	Clarence Weatherspoon	1142
7.	Caldwell Jones	1115
8.	Thaddeus Young	1027
9.	Bobby Jones	950
10.	Joel Embiid	877

DEFENSIVE REBOUNDS

Defensive rebounds have been compiled since 1973-74

1.	Charles Barkley	4391
2.	Julius Erving	3534
3.	Joel Embiid	3525
4.	Caldwell Jones	3339
5.	Samuel Dalembert	3283
6.	Andre Iguodala	2934
7.	Moses Malone	2646
8.	Clarence Weatherspoon	2573
9.	Steve Mix	2453
10.	Darryl Dawkins	2323

MOST ASSISTS

1.	Maurice Cheeks	6212
2.	Hal Greer	4540
3.	Allen Iverson	4385
4.	Julius Erving	3224
5.	Dolph Schayes	3072
6.	Andre Iguodala	2991
7.	Eric Snow	2965
8.	Larry Costello	2901
9.	Billy Cunningham	2625
10.	Paul Seymour	2335

MOST PERSONAL FOULS

1.	Hal Greer	3855
2.	Dolph Schayes	3664
3.	Billy Cunningham	2431
4.	Julius Erving	2286
5.	John (Red) Kerr	2139
6.	Larry Costello	2107
7.	Al Bianchi	2069
8.	Charles Barkley	2045
9.	Maurice Cheeks	1934
10.	Samuel Dalembert	1844

MOST DISQUALIFICATIONS

Disqualifications have been compiled since 1950-51

1.	Dolph Schayes	90
2.	Hal Greer	72
3.	Billy Cunningham	64
4.	Al Bianchi	54
5.	Larry Costello	47
6.	Earl Lloyd	41
7.	Dave Gambee	39
8t.	John (Red) Kerr	34
8t.	Darryl Dawkins	34
10.	Charles Barkley	33

MOST STEALS

Steals have been compiled since 1973-74

1.	Maurice Cheeks	1942
2.	Allen Iverson	1644
3.	Julius Erving	1508
4.	Andre Iguodala	1076
5.	Charles Barkley	1007
6.	Steve Mix	851
7.	Bobby Jones	727
8.	Hersey Hawkins	722
9.	Thaddeus Young	708
10.	Eric Snow	702

BLOCKED SHOTS

Blocked Shots have been compiled since 1973-74

1.	Julius Erving	1293
2.	Samuel Dalembert	1131
3.	Caldwell Jones	926
4.	Theo Ratliff	710
5.	Bobby Jones	694
6.	Joel Embiid	654
7.	Darryl Dawkins	635
8.	Charles Barkley	606
9.	Manute Bol	580
10.	Clarence Weatherspoon	496

TURNOVERS

Turnovers have been compiled since 1977-78

1.	Allen Iverson	2662
2.	Julius Erving	2323
3.	Charles Barkley	2127
4.	Maurice Cheeks	1970
5.	Andre Iguodala	1460
6.	Andrew Toney	1394
7.	Joel Embiid	1335
8.	Moses Malone	1120
9.	Bobby Jones	1023
10.	Eric Snow	967

ALL-TIME ROOKIE LEADERS (SEASON)

POINTS

Player	Year	PTS
1. Allen Iverson	1996-97	1787
2. Jerry Stackhouse	1995-96	1384
3. Clarence Weatherspoon	1992-93	1280
4. Ben Simmons	2017-18	1279
5. Lee Shaffer	1961-62	1267
6. Hersey Hawkins	1988-89	1196
7. Michael Carter-Williams	2013-14	1167
8. Charles Barkley	1984-85	1148
9. Billy Cunningham	1965-66	1143
10. Luke Jackson	1964-65	1126

MOST FIELD GOALS

Player	Year	FG
1. Allen Iverson	1996-97	625
2. Ben Simmons	2017-18	544
3. Lee Shaffer	1961-62	514
4. Clarence Weatherspoon	1992-93	494
5. Jerry Stackhouse	1995-96	452

MOST FIELD GOALS ATTEMPTED

Player	Year	FGA
1. Allen Iverson	1996-97	1504
2. Lee Shaffer	1961-62	1180
3. Jerry Stackhouse	1995-96	1091
4. Michael Carter-Williams	2013-14	1054
5. Clarence Weatherspoon	1992-93	1053

MOST THREE-POINT FIELD GOALS

Player	Year	3FGM
1. Allen Iverson	1996-97	155
2. Dario Šarić	2016-17	106
3. Landry Shamet	2018-19	99
4. Jerry Stackhouse	1995-96	93
5. Kyle Korver	2003-04	81

MOST THREE-POINT FIELD GOAL ATTEMPTS

Player	Year	3FGA
1. Allen Iverson	1996-97	455
2. Dario Šarić	2016-17	341
3. Jerry Stackhouse	1995-96	292
4. Landry Shamet	2018-19	245
5. Michael Carter-Williams	2013-14	208

MOST FREE THROWS MADE

Player	Year	FTM
1. Jerry Stackhouse	1995-96	387
2. Allen Iverson	1996-97	382
3. Dolph Schayes	1949-50	376
4. Charles Barkley	1984-85	293
5. Clarence Weatherspoon	1992-93	291

MOST FREE THROW ATTEMPTS

Player	Year	FTA
1. Allen Iverson	1996-97	544
2. Jerry Stackhouse	1995-96	518
3. Dolph Schayes	1949-50	486
4. Billy Cunningham	1965-66	443
5. Clarence Weatherspoon	1992-93	408

MOST REBOUNDS

Player	Year	REB
1. Luke Jackson	1964-65	980
2. Charles Barkley	1984-85	703
3. Ben Simmons	2017-18	659
4. Nerlens Noel	2014-15	611
5. Billy Cunningham	1965-66	599



Allen Iverson set a franchise record with 1,787 points during his rookie season in 1996-97.

MOST ASSISTS

Player	Year	AST
1. Ben Simmons	2017-18	661
2. Allen Iverson	1996-97	567
3. Michael Carter-Williams	2013-14	441
4. Maurice Cheeks	1978-79	431
5. T.J. McConnell	2015-16	367

MOST STEALS

Player	Year	STL
1. Maurice Cheeks	1978-79	174
2. Allen Iverson	1996-97	157
3. Ben Simmons	2017-18	140
4. Andre Iguodala	2004-05	138
5. Nerlens Noel	2014-15	133

MOST TURNOVERS

Player	Year	TO
1. Allen Iverson	1996-97	337
2. Ben Simmons	2017-18	278
3. Jerry Stackhouse	1995-96	252
4. Michael Carter-Williams	2013-14	247
5. Andrew Toney	1980-81	219

MOST BLOCKED SHOTS

Player	Year	BLK
1. Shawn Bradley	1993-94	147
2. Nerlens Noel	2014-15	142
3. Sharone Wright	1994-95	104
4. Charles Barkley	1984-85	80
5. Jerry Stackhouse	1995-96	79



RECORDS

FRANCHISE SCORING LEADERS (CAREER)

PLAYERS	Years	G	FG	3FG	FT	PTS	AVG
1. Hal Greer	1958-73	1122	8504	---	4578	21586	19.2
2. Allen Iverson	1996-07/2009-10	722	6962	885	5122	19931	27.6
3. Dolph Schayes	1949-64	1059	6134	---	6979	19247	18.2
4. Julius Erving	1976-87	836	7237	46	3844	18364	22.0
5. Charles Barkley	1984-92	610	5025	214	3920	14184	23.3
6. Billy Cunningham	1965-72/1974-76	654	5116	---	3394	13626	20.8
7. John (Red) Kerr	1954-65	834	4623	---	2453	11699	14.0
8. Joel Embiid	2016-23	394	3527	455	3209	10718	27.2
9. Andre Iguodala	2004-2012	615	3301	563	2257	9422	15.3
10. Chet Walker	1962-69	558	3318	---	2407	9043	16.2
11. Larry Costello	1957-68	615	2863	---	2231	7957	12.9
12. Fred Carter	1971-77	409	3248	---	1177	7673	18.8
13. Hersey Hawkins	1988-93	403	2626	476	1929	7657	19.0
14. Wilt Chamberlain	1964-68	277	3105	---	1441	7651	27.6
15. Steve Mix	1974-82	668	2893	5	1768	7559	11.3
16. Moses Malone	1982-94/1993-94	357	2461	0	2589	7511	21.0
17. Andrew Toney	1980-88	468	2859	138	1602	7458	15.9
18. Doug Collins	1973-81	415	2927	0	1573	7427	17.9
19. Thaddeus Young	2007-2014	516	3018	208	834	7078	13.7
20. Clarence Weatherspoon	1992-98	448	2669	10	1519	6867	15.3
21. Bobby Jones	1978-86	617	2471	0	1643	6585	10.7
22. Joel Embiid	2016-22	328	2799	389	2548	8535	26.0
23. Paul Seymour	1949-60	693	2211	---	1853	6275	9.1
24. Al Bianchi	1956-66	687	2212	---	1126	5550	8.1
25. Tobias Harris	2018-23	308	2129	484	713	5455	17.7
26. Wali Jones	1965-71	454	2117	---	995	5229	11.5
27. Luke Jackson	1965-72	522	2004	---	1162	5170	9.9
28. Lou Williams	2005-12	455	1730	373	1325	5158	11.3
29. Ron Anderson	1988-93	393	2151	95	741	5138	13.1
30. George McGinnis	1975-78	234	1894	---	1258	5046	21.6
31. Darryl Dawkins	1975-82	448	2062	0	885	5009	11.2
32. Joel Embiid	2016-19	158	1290	181	1072	3833	24.3
33. Samuel Dalembert	2001-11	582	1934	0	842	4710	8.1
34. Ben Simmons	2017-21	275	1784	5	809	4382	15.9
35. Eric Snow	1997-04	452	1589	35	1162	4375	9.7
36. Aaron McKie	1997-05	536	1605	295	638	4143	7.3
37. Jrue Holiday	2009-2013	298	1591	299	513	3994	13.4
38. Willie Green	2003-11	422	1596	259	503	3954	9.4
39. Derrick Coleman	1995-98/2001-04	283	1429	123	962	3943	13.9
40. Robert Covington	2015-18	284	1210	677	577	3674	12.9
41. George King, Jr.	1951-56	348	1282	---	1045	3609	10.4
42. Mike Gminski	1987-91	240	1413	4	755	3585	14.9
43. Kyle Korver	2003-2007	337	1221	661	424	3527	10.5
44. Ben Simmons	2018-20	217	1459	2	633	3553	16.4
45. Andre Miller	2007-2009	221	1368	19	755	3510	15.9
46. Caldwell Jones	1977-82	482	1367	0	732	3466	7.2
47. Earl Lloyd	1952-58	413	1279	---	874	3432	8.3
48. Jerry Stackhouse	1995-98	175	1113	211	979	3416	19.5
50. Elton Brand	2008-16	263	1395	0	551	3341	12.7



RECORDS

YEARLY LEADERS

MINUTES PLAYED - COMPILED SINCE 1950-51

1951-52	Red Rocha	2543
1952-53	Paul Seymour	2684
1953-54	Paul Seymour	2727
1954-55	Paul Seymour	2950
1955-56	Dolph Schayes	2517
1956-57	Dolph Schayes	2851
1957-58	Dolph Schayes	2318
1958-59	Larry Costello	2750
1959-60	Dolph Schayes	2741
1960-61	Dolph Schayes	3007
1961-62	John Kerr	2768
1962-63	Hal Greer	2631
1963-64	Hal Greer	3157
1964-65	Hal Greer	2600
1965-66	Wilt Chamberlain	3737
1966-67	Wilt Chamberlain	3682
1967-68	Wilt Chamberlain	3836
1968-69	Billy Cunningham	3345
1969-70	Billy Cunningham	3194
1970-71	Archie Clark	3245
1971-72	Billy Cunningham	2900
1972-73	Fred Carter	2993
1973-74	Fred Carter	3044
1974-75	Fred Carter	3046
1975-76	Steve Mix	3039
1976-77	Julius Erving	2940
1977-78	Doug Collins	2770
1978-79	Julius Erving	2802
1979-80	Julius Erving	2812
1980-81	Julius Erving	2874
1981-82	Julius Erving	2789
1982-83	Moses Malone	2922
1983-84	Julius Erving	2683
1984-85	Moses Malone	2957
1985-86	Maurice Cheeks	3270
1986-87	Tim McCormick	2817
1987-88	Charles Barkley	3170
1988-89	Charles Barkley	3088
1989-90	Charles Barkley	3085
1990-91	Hersey Hawkins	3110
1991-92	Hersey Hawkins	3013
1992-93	Hersey Hawkins	2977
1993-94	Clarence Weatherspoon	3147
1994-95	Dana Barros	3318
1995-96	Clarence Weatherspoon	3096
1996-97	Jerry Stackhouse	3166
1997-98	Allen Iverson	3150
1998-99	Allen Iverson	1990
1999-00	Allen Iverson	2853
2000-01	Allen Iverson	2979
2001-02	Dikembe Mutombo	2907
2002-03	Allen Iverson	3485
2003-04	Eric Snow	2966
2004-05	Allen Iverson	3174
2005-06	Allen Iverson	3103
2006-07	Andre Iguodala	3062
2007-08	Andre Iguodala	3242
2008-09	Andre Iguodala	3269
2009-10	Andre Iguodala	3193
2010-11	Jrue Holiday	2901
2011-12	Andre Iguodala	2209
2012-13	Jrue Holiday	2926
2013-14	Thaddeus Young	2718
2014-15	Nerlens Noel	2311
2015-16	Hollis Thompson	2154
2016-17	Nik Stauskas	2188
2017-18	Ben Simmons	2732
2019-20	Tobias Harris	2469
2020-21	Tobias Harris	2014
2021-22	Tyrese Maxey	2650
2022-23	Tobias Harris	2436

TOTAL POINTS

1949-50	Dolph Schayes	1072
1950-51	Dolph Schayes	1121
1951-52	Dolph Schayes	868
1952-53	Dolph Schayes	1262
1953-54	Dolph Schayes	1228
1954-55	Dolph Schayes	1333
1955-56	Dolph Schayes	1472
1956-57	Dolph Schayes	1617
1957-58	Dolph Schayes	1791
1958-59	Dolph Schayes	1534
1959-60	Dolph Schayes	1689
1960-61	Dolph Schayes	1868
1961-62	Hal Greer	1619
1962-63	Hal Greer	1562
1963-64	Hal Greer	1865
1964-65	Hal Greer	1413
1965-66	Wilt Chamberlain	2649
1966-67	Wilt Chamberlain	1956
1967-68	Wilt Chamberlain	1992
1968-69	Billy Cunningham	2034
1969-70	Billy Cunningham	2114
1970-71	Billy Cunningham	1859
1971-72	Billy Cunningham	1744
1972-73	Fred Carter	1617
1973-74	Fred Carter	1666
1974-75	Fred Carter	1686
1975-76	George McGinnis	1769
1976-77	Julius Erving	1770
1977-78	George McGinnis	1587
1978-79	Julius Erving	1803
1979-80	Julius Erving	2100
1980-81	Julius Erving	2014
1981-82	Julius Erving	1974
1982-83	Moses Malone	1908
1983-84	Julius Erving	1727
1984-85	Moses Malone	1941
1985-86	Moses Malone	1759
1986-87	Charles Barkley	1564
1987-88	Charles Barkley	2264
1988-89	Charles Barkley	2037
1989-90	Charles Barkley	1989
1990-91	Charles Barkley	1849
1991-92	Charles Barkley	1730
1992-93	Hersey Hawkins	1643
1993-94	Clarence Weatherspoon	1506
1994-95	Dana Barros	1686
1995-96	Jerry Stackhouse	1384
1996-97	Allen Iverson	1787
1997-98	Allen Iverson	1758
1998-99	Allen Iverson	1284
1999-00	Allen Iverson	1989
2000-01	Allen Iverson	2207
2001-02	Allen Iverson	1883
2002-03	Allen Iverson	2262
2003-04	Allen Iverson	1266
2004-05	Allen Iverson	2302
2005-06	Allen Iverson	2377
2006-07	Andre Iguodala	1386
2007-08	Andre Iguodala	1630
2008-09	Andre Iguodala	1541
2009-10	Andre Iguodala	1401
2010-11	Elton Brand	1217
2011-12	Andre Iguodala	2209
2012-13	Jrue Holiday	1383
2013-14	Thaddeus Young	1417
2014-15	Robert Covington	943
2015-16	Jahlil Okafor	928
2016-17	Dario Šarić	1040

YEARLY LEADERS



Julius Erving, one of the most prolific players in Sixers history, led the team in scoring average in six-straight seasons (1976-82).

TOTAL POINTS CONT.

2017-18	Joel Embiid	1445
2018-19	Joel Embiid	1761
2019-20	Tobias Harris	1411
2020-21	Joel Embiid	1451
2021-22	Joel Embiid	2079
2022-23	Joel Embiid	2183

AVERAGE POINTS - MINIMUM OF 20

1949-50	Dolph Schayes	16.8
1950-51	Dolph Schayes	17.0
1951-52	Dolph Schayes	13.8
1952-53	Dolph Schayes	17.8
1953-54	Dolph Schayes	17.1
1954-55	Dolph Schayes	18.5
1955-56	Dolph Schayes	20.4
1956-57	Dolph Schayes	22.5
1957-58	Dolph Schayes	24.9
1958-59	Dolph Schayes	21.3
1959-60	Dolph Schayes	22.5
1960-61	Dolph Schayes	23.6
1961-62	Hal Greer	22.8
1962-63	Hal Greer	19.5
1963-64	Hal Greer	23.3
1964-65	Wilt Chamberlain	30.1
1965-66	Wilt Chamberlain	33.5
1966-67	Wilt Chamberlain	24.1
1967-68	Wilt Chamberlain	24.3
1968-69	Billy Cunningham	24.8
1969-70	Billy Cunningham	26.1
1970-71	Billy Cunningham	23.0
1971-72	Billy Cunningham	23.3
1972-73	Fred Carter	20.0
1973-74	Fred Carter	21.4
1974-75	Fred Carter	21.9
1975-76	George McGinnis	23.0
1976-77	Julius Erving	21.6
1977-78	Julius Erving	20.6
1978-79	Julius Erving	23.1
1979-80	Julius Erving	26.9
1980-81	Julius Erving	24.6
1981-82	Julius Erving	24.4
1982-83	Moses Malone	24.5
1983-84	Moses Malone	22.7
1984-85	Moses Malone	24.6
1985-86	Moses Malone	23.8
1986-87	Charles Barkley	23.0

1987-88	Charles Barkley	28.3
1988-89	Charles Barkley	25.8
1989-90	Charles Barkley	25.2
1990-91	Charles Barkley	27.6
1991-92	Charles Barkley	23.1
1992-93	Hersey Hawkins	20.3
1993-94	Clarence Weatherspoon	18.4
1994-95	Dana Barros	20.6
1995-96	Jerry Stackhouse	19.2
1996-97	Allen Iverson	23.5
1997-98	Allen Iverson	22.0
1998-99	Allen Iverson	26.8
1999-00	Allen Iverson	28.4
2000-01	Allen Iverson	31.1
2001-02	Allen Iverson	31.4
2002-03	Allen Iverson	27.6
2003-04	Allen Iverson	26.4
2004-05	Allen Iverson	30.7
2005-06	Allen Iverson	33.0
2006-07	Andre Iguodala	18.2
2007-08	Andre Iguodala	19.9
2008-09	Andre Iguodala	18.8
2009-10	Andre Iguodala	17.1
2010-11	Elton Brand	15.0
2011-12	Lou Williams	14.9
2012-13	Jrue Holiday	17.7
2013-14	Thaddeus Young	17.9
2014-15	Tony Wroten	16.9
2015-16	Jahlil Okafor	17.5
2016-17	Joel Embiid	20.2
2017-18	Joel Embiid	22.9
2018-19	Joel Embiid	27.5
2019-20	Joel Embiid	23.0
2020-21	Joel Embiid	28.5
2021-22	Joel Embiid	30.6
2022-23	Joel Embiid	33.1

FIELD GOALS MADE

1949-50	Dolph Schayes	348
1950-51	Dolph Schayes	332
1951-52	Red Rocha	300
1952-53	Dolph Schayes	375
1953-54	Dolph Schayes	370
1954-55	Dolph Schayes	422
1955-56	Dolph Schayes	465
1956-57	Dolph Schayes	496
1957-58	Dolph Schayes	581
1958-59	Dolph Schayes	504
1959-60	Dolph Schayes	578
1960-61	Hal Greer	623
1961-62	Hal Greer	644
1962-63	Hal Greer	600
1963-64	Hal Greer	715
1964-65	Hal Greer	540
1965-66	Wilt Chamberlain	1074
1966-67	Wilt Chamberlain	785
1967-68	Wilt Chamberlain	819
1968-69	Billy Cunningham	739
1969-70	Billy Cunningham	802
1970-71	Billy Cunningham	702
1971-72	Billy Cunningham	658
1972-73	Fred Carter	679
1973-74	Fred Carter	706
1974-75	Fred Carter	715
1975-76	Fred Carter	665
1976-77	Julius Erving	685
1977-78	Doug Collins	643
1978-79	Julius Erving	715
1979-80	Julius Erving	838



RECORDS

YEARLY LEADERS

FIELD GOALS MADE CONT.

1980-81	Julius Erving.....	794
1981-82	Julius Erving.....	780
1982-83	Moses Malone.....	654
1983-84	Julius Erving.....	678
1984-85	Julius Erving.....	610
1985-86	Charles Barkley.....	595
1986-87	Charles Barkley.....	557
1987-88	Charles Barkley.....	753
1988-89	Charles Barkley.....	700
1989-90	Charles Barkley.....	706
1990-91	Charles Barkley.....	665
1991-92	Charles Barkley.....	622
1992-93	Jeff Hornacek.....	582
1993-94	Clarence Weatherspoon.....	602
1994-95	Dana Barros.....	571
1995-96	Clarence Weatherspoon.....	491
1996-97	Allen Iverson.....	625
1997-98	Allen Iverson.....	649
1998-99	Allen Iverson.....	435
1999-00	Allen Iverson.....	729
2000-01	Allen Iverson.....	762
2001-02	Allen Iverson.....	665
2002-03	Allen Iverson.....	804
2003-04	Allen Iverson.....	435
2004-05	Allen Iverson.....	771
2005-06	Allen Iverson.....	815
2006-07	Andre Iguodala.....	443
2007-08	Andre Iguodala.....	582
2008-09	Andre Iguodala.....	542
2009-10	Andre Iguodala.....	496
2010-11	Elton Brand.....	502
2011-12	Jrue Holiday.....	360
2012-13	Jrue Holiday.....	555
2013-14	Thaddeus Young.....	582
2014-15	Nerlens Noel.....	302
2015-16	Jahlil Okafor.....	397
2015-16	Jahlil Okafor.....	397
2016-17	Dario Šarić.....	381
2017-18	Ben Simmons.....	544
2018-19	Joel Embiid.....	580
2019-20	Tobias Harris.....	553
2020-21	Tobias Harris.....	473
2021-22	Joel Embiid.....	666
2022-23	Joel Embiid.....	728

FIELD GOAL ATTEMPTS

1949-50	Dolph Schayes.....	903
1950-51	Dolph Schayes.....	930
1951-52	Red Rocha.....	749
1952-53	Dolph Schayes.....	1022
1953-54	Dolph Schayes.....	973
1954-55	Dolph Schayes.....	1103
1955-56	Dolph Schayes.....	1202
1956-57	Dolph Schayes.....	1308
1957-58	Dolph Schayes.....	1458
1958-59	Dolph Schayes.....	1304
1959-60	Dolph Schayes.....	1440
1960-61	Dolph Schayes.....	1595
1961-62	Hal Greer.....	1442
1962-63	Lee Shaffer.....	1393
1963-64	Hal Greer.....	1611
1964-65	Hal Greer.....	1245
1965-66	Wilt Chamberlain.....	1990
1966-67	Hal Greer.....	1524
1967-68	Hal Greer.....	1626
1968-69	Billy Cunningham.....	1736
1969-70	Billy Cunningham.....	1710
1970-71	Billy Cunningham.....	1519

1971-72	Billy Cunningham.....	1428
1972-73	Fred Carter.....	1614
1973-74	Fred Carter.....	1641
1974-75	Fred Carter.....	1598
1975-76	Fred Carter.....	1594
1976-77	George McGinnis.....	1439
1977-78	George McGinnis.....	1270
1978-79	Julius Erving.....	1455
1979-80	Julius Erving.....	1614
1980-81	Julius Erving.....	1524
1981-82	Julius Erving.....	1428
1982-83	Moses Malone.....	1305
1983-84	Julius Erving.....	1324
1984-85	Moses Malone.....	1284
1985-86	Moses Malone.....	1246
1986-87	Charles Barkley.....	937
1987-88	Charles Barkley.....	1283
1988-89	Charles Barkley.....	1208
1989-90	Charles Barkley.....	1177
1990-91	Charles Barkley.....	1251
1991-92	Hersey Hawkins.....	1126
1992-93	Jeff Hornacek.....	1239
1993-94	Clarence Weatherspoon.....	1246
1994-95	Clarence Weatherspoon.....	1238
1995-96	Jerry Stackhouse.....	1091
1996-97	Allen Iverson.....	1504
1997-98	Allen Iverson.....	1407
1998-99	Allen Iverson.....	1056
1999-00	Allen Iverson.....	1733
2000-01	Allen Iverson.....	1813
2001-02	Allen Iverson.....	1669
2002-03	Allen Iverson.....	1940
2003-04	Allen Iverson.....	1125
2004-05	Allen Iverson.....	1818
2005-06	Allen Iverson.....	1822
2006-07	Andre Iguodala.....	991
2007-08	Andre Iguodala.....	1277
2008-09	Andre Iguodala.....	1147
2009-10	Andre Iguodala.....	1120
2010-11	Jrue Holiday.....	999
2011-12	Lou Williams.....	782
2012-13	Jrue Holiday.....	1299
2013-14	Thaddeus Young.....	1283
2014-15	Robert Covington.....	756
2015-16	Jahlil Okafor.....	781
2016-17	Dario Šarić.....	927
2017-18	Joel Embiid.....	1056
2018-19	Joel Embiid.....	1199
2019-20	Tobias Harris.....	1173
2020-21	Tobias Harris.....	924
2021-22	Joel Embiid.....	1334
2022-23	Joel Embiid.....	1328

FIELD GOAL PERCENTAGE - MINIMUM OF 100

149-50	Ed Peterson.....	42.8
1950-51	George Ratkovicz.....	41.5
1951-52	George King.....	40.6
1952-53	George King.....	40.2
1953-54	Billy Kenville.....	38.4
1954-55	John Kerr.....	41.9
1955-56	John Kerr.....	40.3
1956-57	John Kerr.....	40.3
1957-58	Larry Costello.....	42.6
1958-59	Hal Greer.....	45.4
1959-60	Hal Greer.....	47.6
1960-61	Larry Costello.....	48.2
1961-62	Hal Greer.....	44.7
1962-63	John Kerr.....	47.4
1963-64	Hal Greer.....	44.4



RECORDS

YEARLY LEADERS



In 2004-05, Kyle Korver set the single-season franchise record and tied for the NBA lead with 226 three-point field goals made.

FIELD GOAL PERCENTAGE CONT.

1964-65	Wilt Chamberlain.....	52.8
1965-66	Wilt Chamberlain.....	54.0
1966-67	Wilt Chamberlain.....	68.3
1967-68	Wilt Chamberlain.....	59.5
1968-69	Johnny Green.....	51.8
1969-70	Darall Imhoff.....	54.0
1970-71	Archie Clark.....	49.6
1971-72	Bill Bridges.....	50.9
1972-73	Dale Schlueter.....	52.4
1973-74	Steve Mix.....	47.5
1974-75	Doug Collins.....	48.8
1975-76	Doug Collins.....	51.3
1976-77	Darryl Dawkins.....	62.8
1977-78	Darryl Dawkins.....	57.5
1978-79	Eric Money.....	54.8
1979-80	Maurice Cheeks.....	54.0
1980-81	Darryl Dawkins.....	60.7
1981-82	Bobby Jones, Darryl Dawkins.....	56.4
1982-83	Bobby Jones.....	54.3
1983-84	Maurice Cheeks.....	55.0
1984-85	Maurice Cheeks.....	57.0
1985-86	Charles Barkley.....	57.2
1986-87	Charles Barkley.....	59.4
1987-88	Charles Barkley.....	58.7
1988-89	Charles Barkley.....	57.9
1989-90	Charles Barkley.....	60.0
1990-91	Charles Barkley.....	57.0
1991-92	Charles Barkley.....	55.2
1992-93	Hersey Hawkins, Jeff Hornacek.....	47.0
1993-94	Warren Kidd.....	59.2
1994-95	Jeff Malone.....	50.7
1995-96	Derrick Alston.....	51.2
1996-97	Scott Williams.....	50.9
1997-98	Theo Ratliff.....	51.2
1998-99	Matt Geiger.....	47.9
1999-00	Theo Ratliff.....	50.3
2000-01	Todd MacCulloch.....	58.9
2001-02	Dikembe Mutombo.....	50.1
2002-03	Brian Skinner.....	55.0
2003-04	Samuel Dalembert.....	54.1
2004-05	Samuel Dalembert.....	52.4
2005-06	Steven Hunter.....	60.1
2006-07	Steven Hunter.....	60.7
2007-08	Thaddeus Young.....	53.9

2008-09	Marreese Speights.....	50.2
2009-10	Samuel Dalembert.....	54.5
2010-11	Thaddeus Young.....	54.1
2011-12	Thaddeus Young.....	50.7
2012-13	Thaddeus Young.....	53.1
2013-14	Henry Sims.....	48.9
2014-15	Henry Sims.....	47.4
2015-16	Carl Landry.....	55.6
2016-17	Nerlens Noel.....	61.1
2017-18	Richaun Holmes.....	56.0
2018-19	Boban Marjanović.....	62.5
2019-20	Ben Simmons.....	58.0
2020-21	Dwight Howard.....	58.7
2021-22	Andre Drummond.....	53.8
2022-23	Montrezl Harrell.....	59.8

3-PT FIELD GOALS MADE - compiled since 1979-80

1979-80	Henry Bibby.....	11
1980-81	Andrew Toney.....	9
1981-82	Andrew Toney.....	25
1982-83	Andrew Toney.....	22
1983-84	Andrew Toney.....	12
1984-85	Andrew Toney.....	39
1985-86	Charles Barkley.....	17
1986-87	Andrew Toney.....	22
1987-88	Gerald Henderson.....	67
1988-89	Hersey Hawkins.....	71
1989-90	Hersey Hawkins.....	84
1990-91	Hersey Hawkins.....	108
1991-92	Hersey Hawkins.....	91
1992-93	Hersey Hawkins.....	122
1993-94	Dana Barros.....	135
1994-95	Dana Barros.....	197
1995-96	Vernon Maxwell.....	146
1996-97	Allen Iverson.....	155
1997-98	Allen Iverson.....	70
1998-99	Allen Iverson.....	58
1999-00	Allen Iverson.....	89
2000-01	Allen Iverson.....	98
2001-02	Allen Iverson.....	78
2002-03	Allen Iverson.....	84
2003-04	Kyle Korver.....	81
2004-05	Kyle Korver.....	226
2005-06	Kyle Korver.....	184
2006-07	Kyle Korver.....	132
2007-08	Andre Iguodala.....	101
2008-09	Andre Iguodala.....	80
2009-10	Andre Iguodala.....	94
2010-11	Jodie Meeks.....	138
2011-12	Jodie Meeks.....	97
2012-13	Dorell Wright.....	135
2013-14	James Anderson.....	115
2014-15	Robert Covington.....	167
2015-16	Isaiah Canaan.....	176
2016-17	Robert Covington.....	137
2017-18	Robert Covington.....	203
2018-19	JJ Redick.....	240
2019-20	Furkan Korkmaz.....	143
2020-21	Danny Green.....	175
2021-22	Georges Niang.....	156
2022-23	James Harden.....	161

3-PT FIELD GOAL ATTEMPTS - compiled since 1979-80

1979-80	Henry Bibby.....	52
1980-81	Andrew Toney.....	29
1981-82	Andrew Toney.....	59
1982-83	Andrew Toney.....	76
1983-84	Andrew Toney.....	38
1984-85	Andrew Toney.....	105

YEARLY LEADERS


3-PT FIELD GOAL ATTEMPTS CONT.

1985-86	Charles Barkley.....	75
1986-87	Charles Barkley.....	104
1987-88	Gerald Henderson.....	159
1988-89	Hersey Hawkins.....	166
1989-90	Hersey Hawkins.....	200
1990-91	Hersey Hawkins.....	270
1991-92	Hersey Hawkins.....	229
1992-93	Hersey Hawkins.....	307
1993-94	Dana Barros.....	354
1994-95	Dana Barros.....	425
1995-96	Vernon Maxwell.....	460
1996-97	Allen Iverson.....	455
1997-98	Allen Iverson.....	235
1998-99	Allen Iverson.....	199
1999-00	Allen Iverson.....	261
2000-01	Allen Iverson.....	306
2001-02	Allen Iverson.....	268
2002-03	Allen Iverson.....	303
2003-04	Kyle Korver.....	207
2004-05	Kyle Korver.....	558
2005-06	Kyle Korver.....	438
2006-07	Kyle Korver.....	307
2007-08	Andre Iguodala.....	307
2008-09	Andre Iguodala.....	261
2009-10	Andre Iguodala.....	303
2010-11	Jodie Meeks.....	348
2011-12	Jodie Meeks.....	266
2012-13	Dorell Wright.....	361
2013-14	James Anderson.....	351
2014-15	Robert Covington.....	446
2015-16	Isaiah Canaan.....	485
2016-17	Robert Covington.....	412
2017-18	Robert Covington.....	550
2018-19	JJ Redick.....	605
2019-20	Tobias Harris.....	357
2020-21	Danny Green.....	432
2021-22	Georges Niang.....	387
2022-23	James Harden.....	418

3-PT FIELD GOAL PERCENTAGE

Compiled since 1979-80 - Minimum of 20

1979-80	Henry Bibby.....	21.2
1980-81	Andrew Toney.....	31.0
1981-82	Andrew Toney.....	42.4
1982-83	Andrew Toney.....	28.9
1983-84	Maurice Cheeks.....	40.0
1984-85	Andrew Toney.....	37.1
1985-86	Leon Wood.....	44.8
1986-87	Andrew Toney.....	32.8
1987-88	Gerald Henderson.....	42.1
1988-89	Hersey Hawkins.....	42.8
1989-90	Hersey Hawkins.....	42.0
1990-91	Hersey Hawkins.....	40.0
1991-92	Hersey Hawkins.....	39.7
1992-93	Hersey Hawkins.....	39.7
1993-94	Dana Barros.....	38.1
1994-95	Dana Barros.....	46.4
1995-96	Scott Skiles.....	44.1
1996-97	Rex Walters.....	38.5
1997-98	Tim Thomas.....	36.3
1998-99	George Lynch.....	39.1
1999-00	Aaron McKie.....	36.4
2000-01	Toni Kukoc.....	41.0
2001-02	Aaron McKie.....	39.8
2002-03	Keith Van Horn.....	36.9
2003-04	Aaron McKie.....	43.6
2004-05	Kyle Korver.....	40.5
2005-06	Kyle Korver.....	42.0



Billy Cunningham (No. 32) led the Sixers in free throws made in four consecutive seasons (1968-72).

2006-07	Kyle Korver.....	43.0
2007-08	Lou Williams.....	35.9
2008-09	Thaddeus Young.....	34.1
2009-10	Jrue Holiday.....	39.0
2010-11	Jodie Meeks.....	39.7
2011-12	Andre Iguodala.....	39.4
2012-13	Dorell Wright.....	37.4
2013-14	Hollis Thompson.....	40.1
2014-15	Hollis Thompson.....	40.1
2015-16	Hollis Thompson.....	38.0
2016-17	Nik Stauskas.....	36.8
2017-18	T.J. McConnell.....	43.5
2018-19	Mike Scott.....	41.2
2019-20	Shake Milton.....	43.0
2020-21	Seth Curry.....	45.0
2021-22	Tyrese Maxey.....	42.7
2022-23	Tyrese Maxey.....	43.4

FREE THROWS MADE

1949-50	Dolph Schayes.....	376
1950-51	Dolph Schayes.....	457
1951-52	Dolph Schayes.....	342
1952-53	Dolph Schayes.....	512
1953-54	Dolph Schayes.....	488
1954-55	Dolph Schayes.....	489
1955-56	Dolph Schayes.....	542
1956-57	Dolph Schayes.....	625
1957-58	Dolph Schayes.....	629
1958-59	Dolph Schayes.....	526
1959-60	Dolph Schayes.....	533
1960-61	Dolph Schayes.....	680
1961-62	Dave Gambee.....	384
1962-63	Hal Greer.....	362
1963-64	Hal Greer.....	435
1964-65	Hal Greer.....	335
1965-66	Wilt Chamberlain.....	501
1966-67	Chet Walker.....	445
1967-68	Hal Greer.....	422
1968-69	Billy Cunningham.....	556
1969-70	Billy Cunningham.....	510
1970-71	Billy Cunningham.....	455

YEARLY LEADERS



Wilt Chamberlain set franchise records in total points (2,649), scoring (33.5 ppg), field goals made (1074), field goal attempts (1990) and free throws attempted (976) during the 1965-66 season.

1971-72	Billy Cunningham.....	428
1972-73	Fred Carter.....	259
1973-74	Tom Van Arsdale.....	298
1974-75	Bill Cunningham.....	345
1975-76	George McGinnis.....	475
1976-77	Julius Erving.....	400

FREE THROWS MADE CONT.

1977-78	Lloyd Free & McGinnis.....	411
1978-79	Julius Erving.....	373
1979-80	Julius Erving.....	420
1980-81	Julius Erving.....	422
1981-82	Julius Erving.....	411
1982-83	Moses Malone.....	600
1983-84	Moses Malone.....	545
1984-85	Moses Malone.....	737
1985-86	Moses Malone.....	617
1986-87	Charles Barkley.....	429
1987-88	Charles Barkley.....	714
1988-89	Charles Barkley.....	602
1989-90	Charles Barkley.....	557
1990-91	Charles Barkley.....	475
1991-92	Charles Barkley.....	454
1992-93	Hersey Hawkins.....	419
1993-94	Clarence Weatherspoon.....	298
1994-95	Dana Barros.....	347
1995-96	Jerry Stackhouse.....	387
1996-97	Jerry Stackhouse.....	511
1997-98	Allen Iverson.....	390
1998-99	Allen Iverson.....	356
1999-00	Allen Iverson.....	442
2000-01	Allen Iverson.....	585
2001-02	Allen Iverson.....	475
2002-03	Allen Iverson.....	570
2003-04	Allen Iverson.....	339
2004-05	Allen Iverson.....	656
2005-06	Allen Iverson.....	675
2006-07	Andre Iguodala.....	452
2007-08	Andre Iguodala.....	365
2008-09	Andre Iguodala.....	377

2009-10	Andre Iguodala.....	315
2010-11	Lou Williams.....	293
2011-12	Lou Williams.....	237
2012-13	Jrue Holiday.....	182
2013-14	Michael Carter-Williams.....	258
2014-15	Robert Covington.....	178
2015-16	Jerami Grant.....	212
2016-17	Joel Embiid.....	191
2017-18	Joel Embiid.....	359
2018-19	Joel Embiid.....	522
2019-20	Joel Embiid.....	351
2020-21	Joel Embiid.....	471
2021-22	Joel Embiid.....	654
2022-23	Joel Embiid.....	661

FREE THROWS ATTEMPTED

1949-50	Dolph Schayes.....	486
1950-51	Dolph Schayes.....	608
1951-52	Dolph Schayes.....	424
1952-53	Dolph Schayes.....	619
1953-54	Dolph Schayes.....	590
1954-55	Dolph Schayes.....	587
1955-56	Dolph Schayes.....	632
1956-57	Dolph Schayes.....	691
1957-58	Dolph Schayes.....	696
1958-59	Dolph Schayes.....	609
1959-60	Dolph Schayes.....	597
1960-61	Dolph Schayes.....	783
1961-62	Dolph Schayes.....	470
1962-63	Hal Greer.....	434
1963-64	Hal Greer.....	525
1964-65	Hal Greer.....	413
1965-66	Wilt Chamberlain.....	976
1966-67	Wilt Chamberlain.....	875
1967-68	Wilt Chamberlain.....	932
1968-69	Billy Cunningham.....	754
1969-70	Billy Cunningham.....	700
1970-71	Billy Cunningham.....	620
1971-72	Billy Cunningham.....	601
1972-73	Fred Carter.....	368
1973-74	Fred Carter.....	358
1974-75	Billy Cunningham.....	444
1975-76	George McGinnis.....	642
1976-77	George McGinnis.....	546
1977-78	George McGinnis.....	574
1978-79	Julius Erving.....	501
1979-80	Julius Erving.....	534
1980-81	Julius Erving.....	536
1981-82	Julius Erving.....	539
1982-83	Moses Malone.....	788
1983-84	Moses Malone.....	727
1984-85	Moses Malone.....	904
1985-86	Moses Malone.....	784
1986-87	Charles Barkley.....	564
1987-88	Charles Barkley.....	951
1988-89	Charles Barkley.....	799
1989-90	Charles Barkley.....	744
1990-91	Charles Barkley.....	658
1991-92	Charles Barkley.....	653
1992-93	Hersey Hawkins.....	487
1993-94	Clarence Weatherspoon.....	430
1994-95	Dana Barros.....	386
1995-96	Jerry Stackhouse.....	518
1996-97	Jerry Stackhouse.....	667
1997-98	Allen Iverson.....	535
1998-99	Allen Iverson.....	474
1999-00	Allen Iverson.....	620
2000-01	Allen Iverson.....	719
2001-02	Allen Iverson.....	585

YEARLY LEADERS

2002-03	Allen Iverson	736
2003-04	Allen Iverson	455
2004-05	Allen Iverson	786
2005-06	Allen Iverson	829
2006-07	Andre Iguodala	551
2007-08	Andre Iguodala	506
2008-09	Andre Iguodala	521
2009-10	Andre Iguodala	430
2010-11	Lou Williams	356
2011-12	Lou Williams	292
2012-13	Jrue Holiday	242
2013-14	Michael Carter-Williams	367
2014-15	Robert Covington	217
2015-16	Jerami Grant	322
2016-17	Joel Embiid	244
2017-18	Joel Embiid	467
2018-19	Joel Embiid	649
2019-20	Joel Embiid	435
2020-21	Joel Embiid	548
2021-22	Joel Embiid	803
2022-23	Joel Embiid	771

FREE THROW PERCENTAGE - Minimum of 50

1949-50	Al Cervi	89.2
1950-51	Fred Scolari	84.3
1951-52	Al Cervi	88.3
1952-53	Dolph Schayes	82.7
1953-54	Dolph Schayes	82.7
1954-55	Dolph Schayes	83.3
1955-56	Dolph Schayes	85.8
1956-57	Dolph Schayes	90.4
1957-58	Dolph Schayes	90.4
1958-59	Dolph Schayes	86.4
1959-60	Dolph Schayes	89.3
1960-61	Dolph Schayes	86.8
1961-62	Dolph Schayes	89.7
1962-63	Larry Costello	88.1
1963-64	Larry Costello	86.5
1964-65	Larry Costello	87.7
1965-66	Dave Gambee	85.0
1966-67	Wali Jones	83.8
1967-68	Larry Costello	82.7
1968-69	Wali Jones	80.9
1969-70	Wali Jones	84.1
1970-71	Hal Greer	80.5
1971-72	Kevin Loughery	82.7
1972-73	Don May	85.5
1973-74	Don May	87.3
1974-75	Doug Collins	84.4
1975-76	Doug Collins	83.6
1976-77	Doug Collins	84.0
1977-78	Julius Erving	84.5
1978-79	Doug Collins	81.4
1979-80	Doug Collins	91.1
1980-81	Steve Mix	83.3
1981-82	Caldwell Jones	81.7
1982-83	Bobby Jones	79.3
1983-84	Andrew Toney	83.9
1984-85	Maurice Cheeks	87.9
1985-86	Maurice Cheeks	84.2
1986-87	Julius Erving	81.3
1987-88	Mike Gminski	93.8
1988-89	Scott Brooks	88.4
1989-90	Hersey Hawkins	88.8
1990-91	Hersey Hawkins	87.1
1991-92	Johnny Dawkins	88.2
1992-93	Jeff Hornacek	86.5
1993-94	Jeff Hornacek	87.3
1994-95	Dana Barros	89.9



Charles Barkley played eight seasons with the 76ers (1984-92).

1995-96	Trevor Ruffin	81.3
1996-97	Rex Walters	79.0
1997-98	Jimmy Jackson	81.8
1998-99	Matt Geiger	79.7
1999-00	Aaron McKie	82.9
2000-01	Allen Iverson	81.4
2001-02	Speedy Claxton	83.8
2002-03	Eric Snow	85.8
2003-04	Glenn Robinson	83.2
2004-05	Kyle Korver	85.4
2005-06	Kyle Korver	84.9
2006-07	Kyle Korver	91.4
2007-08	Lou Williams	78.3
2008-09	Andre Miller	82.6
2009-10	Rodney Carney	82.5
2010-11	Jodie Meeks	89.4
2011-12	Jodie Meeks	90.6
2012-13	Dorell Wright	85.1
2013-14	Evan Turner	82.9
2014-15	Alexey Shved	84.2
2015-16	Isaiah Canaan	83.3
2016-17	Timothe Luwawu- Cabarrot	85.4
2017-18	JJ Redick	90.4
2018-19	JJ Redick	89.4
2019-20	Josh Richardson	80.9
2020-21	Seth Curry	89.6
2021-22	James Harden	89.2
2022-23	Tobias Harris	87.6

TOTAL REBOUNDS - compiled since 1950-51

1950-51	Dolph Schayes	1080
1951-52	Dolph Schayes	773
1952-53	Dolph Schayes	920
1953-54	Dolph Schayes	870
1954-55	Dolph Schayes	887
1955-56	Dolph Schayes	891
1956-57	Dolph Schayes	1008
1957-58	Dolph Schayes	1022
1958-59	John Kerr	1008
1959-60	Dolph Schayes	959
1960-61	Dolph Schayes	960



RECORDS

YEARLY LEADERS

TOTAL REBOUNDS CONT.

1961-62	John Kerr	1176
1962-63	John Kerr	1039
1963-64	John Kerr	1018
1964-65	Luke Jackson	980
1965-66	Wilt Chamberlain	1943
1966-67	Wilt Chamberlain	1957
1967-68	Wilt Chamberlain	1952
1968-69	Billy Cunningham	1050
1969-70	Billy Cunningham	1101
1970-71	Billy Cunningham	946
1971-72	Billy Cunningham	918
1972-73	LeRoy Ellis	744
1973-74	LeRoy Ellis	890
1974-75	Bill Cunningham	726
1975-76	George McGinnis	967
1976-77	George McGinnis	911
1977-78	George McGinnis	810
1978-79	Caldwell Jones	747
1979-80	Caldwell Jones	950
1980-81	Caldwell Jones	813
1981-82	Caldwell Jones	708
1982-83	Moses Malone	1194
1983-84	Moses Malone	950
1984-85	Moses Malone	1031
1985-86	Charles Barkley	1026
1986-87	Charles Barkley	994
1987-88	Charles Barkley	951
1988-89	Charles Barkley	986
1989-90	Charles Barkley	909
1990-91	Charles Barkley	680
1991-92	Charles Barkley	830
1992-93	Clarence Weatherspoon	589
1993-94	Clarence Weatherspoon	832
1994-95	Shawn Bradley	659
1995-96	Clarence Weatherspoon	753
1996-97	Clarence Weatherspoon	679
1997-98	Derrick Coleman	587
1998-99	Theo Ratliff	407
1999-00	Tyrone Hill	625
2000-01	Tyrone Hill	687
2001-02	Dikembe Mutombo	863
2002-03	Keith Van Horn	524
2003-04	Kenny Thomas	750
2004-05	Samuel Dalembert	542
2005-06	Chris Webber	741
2006-07	Samuel Dalembert	773
2007-08	Samuel Dalembert	849
2008-09	Samuel Dalembert	701
2009-10	Samuel Dalembert	784
2010-11	Elton Brand	676
2011-12	Elton Brand	429
2012-13	Spencer Hawes	590
2013-14	Thaddeus Young	476
2014-15	Nerlens Noel	611
2015-16	Nerlens Noel	542
2016-17	Dario Šarić	513
2017-18	Joel Embiid	690
2018-19	Joel Embiid	871
2019-20	Joel Embiid	593
2020-21	Dwight Howard	580
2021-22	Joel Embiid	796
2022-23	Joel Embiid	670
OFFENSIVE REBOUNDS - compiled since 1973-74		
1973-74	Steve Mix	305
1974-75	Clyde Lee	264
1975-76	George McGinnis	260
1976-77	George McGinnis	324

1977-78	George McGinnis	282
1978-79	Bobby Jones	199
1979-80	Caldwell Jones	219
1980-81	Julius Erving	244
1981-82	Julius Erving	220
1982-83	Moses Malone	445
1983-84	Moses Malone	352
1984-85	Moses Malone	385
1985-86	Charles Barkley	354
1986-87	Charles Barkley	390
1987-88	Charles Barkley	385
1988-89	Charles Barkley	403
1989-90	Charles Barkley	361
1990-91	Charles Barkley	258
1991-92	Charles Barkley	271
1992-93	Clarence Weatherspoon	179
1993-94	Clarence Weatherspoon	254
1994-95	Shawn Bradley	243
1995-96	Clarence Weatherspoon	237
1996-97	Clarence Weatherspoon	219
1997-98	Theo Ratliff	175
1998-99	Theo Ratliff	139
1999-00	Tyrone Hill	220
2000-01	Tyrone Hill	239
2001-02	Dikembe Mutombo	254
2002-03	Keith Van Horn	159
2003-04	Kenny Thomas	261
2004-05	Samuel Dalembert	187
2005-06	Chris Webber	184
2006-07	Samuel Dalembert	239
2007-08	Samuel Dalembert	304
2008-09	Samuel Dalembert	214
2009-10	Samuel Dalembert	239
2010-11	Elton Brand	237
2011-12	Elton Brand	145
2012-13	Thaddeus Young	182
2013-14	Thaddeus Young	166
2014-15	Nerlens Noel	185
2015-16	Nerlens Noel	154
2016-17	Dario Šarić	112
2017-18	Dario Šarić	154
2018-19	Ben Simmons	172
2019-20	Joel Embiid	141
2020-21	Dwight Howard	190
2021-22	Joel Embiid	146
2022-23	Joel Embiid	113

DEFENSIVE REBOUNDS - compiled since 1973-74

1973-74	LeRoy Ellis	598
1974-75	Bill Cunningham	596
1975-76	George McGinnis	707
1976-77	George McGinnis	587
1977-78	George McGinnis	528
1978-79	Caldwell Jones	570
1979-80	Caldwell Jones	731
1980-81	Caldwell Jones	613
1981-82	Caldwell Jones	544
1982-83	Moses Malone	749
1983-84	Moses Malone	598
1984-85	Moses Malone	646
1985-86	Charles Barkley	672
1986-87	Charles Barkley	604
1987-88	Charles Barkley	566
1988-89	Charles Barkley	583
1989-90	Charles Barkley	548
1990-91	Rick Mahorn	470
1991-92	Charles Barkley	559
1992-93	Clarence Weatherspoon	410
1993-94	Clarence Weatherspoon	578



RECORDS

YEARLY LEADERS

1994-95	Shawn Bradley	416
1995-96	Clarence Weatherspoon	516
1996-97	Clarence Weatherspoon	460
1997-98	Derrick Coleman	438
1998-99	Theo Ratliff	268
1999-00	Tyrone Hill	405
2000-01	Tyrone Hill	448
2001-02	Dikembe Mutombo	609
2002-03	Keith Van Horn	365
2003-04	Kenny Thomas	489
2004-05	Andre Iguodala	375
2005-06	Chris Webber	557
2006-07	Samuel Dalembert	494
2007-08	Samuel Dalembert	545
2008-09	Samuel Dalembert	487
2009-10	Samuel Dalembert	545
2010-11	Elton Brand	439
2011-12	Evan Turner	349
2012-13	Thaddeus Young	182
2013-14	Spencer Hawes	364
2014-15	Nerlens Noel	426
2015-16	Nerlens Noel	388
2016-17	Dario Šarić	401
2017-18	Joel Embiid	547
2018-19	Joel Embiid	711
2019-20	Joel Embiid	452
2020-21	Joel Embiid	426
2021-22	Joel Embiid	650
2022-23	Joel Embiid	557

ASSISTS

1949-50	Al Cervi	264
1950-51	Fred Scolari	255
1951-52	George King	244
1952-53	George King	364
1953-54	Paul Seymour	364
1954-55	Paul Seymour	483
1955-56	George King	410
1956-57	Dolph Schayes	229
1957-58	Larry Costello	317
1958-59	Larry Costello	379
1959-60	Larry Costello	449
1960-61	Larry Costello	413
1961-62	Larry Costello	359
1962-63	Larry Costello	334
1963-64	Hal Greer	374
1964-65	Hal Greer	313
1965-66	Wilt Chamberlain	414
1966-67	Wilt Chamberlain	630
1967-68	Wilt Chamberlain	702
1968-69	Hal Greer	414
1969-70	Hal Greer	405
1970-71	Archie Clark	440
1971-72	Billy Cunningham	443
1972-73	Fred Carter	349
1973-74	Fred Carter	443
1974-75	Billy Cunningham	442
1975-76	Fred Carter	372
1976-77	Henry Bibby	356
1977-78	Henry Bibby	464
1978-79	Maurice Cheeks	431
1979-80	Maurice Cheeks	556
1980-81	Maurice Cheeks	560
1981-82	Maurice Cheeks	667
1982-83	Maurice Cheeks	543
1983-84	Maurice Cheeks	478
1984-85	Maurice Cheeks	497
1985-86	Maurice Cheeks	753
1986-87	Maurice Cheeks	538

1987-88	Maurice Cheeks	635
1988-89	Maurice Cheeks	554
1989-90	Johnny Dawkins	603
1990-91	Rickey Green	411
1991-92	Johnny Dawkins	567
1992-93	Jeff Hornacek	548
1993-94	Dana Barros	424
1994-95	Dana Barros	619
1995-96	Vern Maxwell	330
1996-97	Allen Iverson	567
1997-98	Allen Iverson	494
1998-99	Eric Snow	301
1999-00	Eric Snow	624
2000-01	Aaron McKie	377
2001-02	Eric Snow	400
2002-03	Eric Snow	544
2003-04	Eric Snow	563
2004-05	Allen Iverson	596
2005-06	Allen Iverson	532
2006-07	Andre Iguodala	432
2007-08	Andre Miller	391
2008-09	Andre Miller	534
2009-10	Andre Iguodala	472
2010-11	Jrue Holiday	531
2011-12	Andre Iguodala	339
2012-13	Evan Turner	461
2013-14	Michael Carter-Williams	441
2014-15	Michael Carter-Williams	302
2015-16	T.J. McConnell	367
2016-17	T.J. McConnell	534
2017-18	Ben Simmons	661
2018-19	Ben Simmons	610
2019-20	Ben Simmons	455
2019-20	Ben Simmons	401
2021-22	Tyrese Maxey	321
2022-23	James Harden	618

PERSONAL FOULS

1949-50	Alex Hannum	264
1950-51	Dolph Schayes & Alex Hannum	271
1951-52	Red Rocha	249
1952-53	Dolph Schayes	271
1953-54	Earl Loyd	303
1954-55	Earl Loyd	283
1955-56	Earl Loyd	267
1956-57	Earl Loyd	282
1957-58	Larry Costello	246
1958-59	Dolph Schayes	280
1959-60	Dolph Schayes	263
1960-61	Dolph Schayes	296
1961-62	Dave Gambee	275
1962-63	Hal Greer	286
1963-64	Hal Greer	291
1964-65	Dave Gambee	277
1965-66	Hal Greer	315
1966-67	Hal Greer	302
1967-68	Hal Greer	289
1968-69	Billy Cunningham	329
1969-70	Billy Cunningham	331
1970-71	Billy Cunningham	328
1971-72	Billy Cunningham	295
1972-73	Fred Carter	252
1973-74	Steve Mix	305
1974-75	Doug Collins	291
1975-76	George McGinnis	334
1976-77	Caldwell Jones	301
1977-78	George McGinnis	287
1978-79	Caldwell Jones	303
1979-80	Darryl Dawkins	328

YEARLY LEADERS



Shawn Bradley, the second overall pick by Philadelphia in the 1993 NBA Draft, recorded a franchise-high 274 blocks during his second season in 1994-95

PERSONAL FOULS CONT.

1980-81	Darryl Dawkins.....	316
1981-82	Caldwell Jones.....	301
1982-83	Andrew Toney.....	255
1983-84	Andrew Toney.....	251
1984-85	Charles Barkley.....	301
1985-86	Charles Barkley.....	333
1986-87	Roy Hinson.....	281
1987-88	Charles Barkley.....	278
1988-89	Charles Barkley.....	262
1989-90	Rick Mahorn.....	251
1990-91	Rick Mahorn.....	276
1991-92	Charles Shackleford.....	205
1992-93	Andrew Lang.....	261
1993-94	Eric Leckner.....	190
1994-95	Shawn Bradley.....	338
1995-96	Clarence Weatherspoon.....	214
1996-97	Allen Iverson.....	233
1997-98	Theo Ratliff.....	209
1998-99	Theo Ratliff.....	180
1999-00	Tyrone Hill, Eric Snow.....	243
2000-01	Tyrone Hill.....	242
2001-02	Dikembe Mutombo.....	242
2002-03	Keith Van Horn.....	251
2003-04	Samuel Dalembert.....	273
2004-05	Kyle Korver.....	265
2005-06	Samuel Dalembert.....	244
2006-07	Samuel Dalembert.....	287
2007-08	Samuel Dalembert.....	269
2008-09	Samuel Dalembert.....	248
2009-10	Samuel Dalembert.....	252
2010-11	Elton Brand.....	244
2011-12	Elton Brand.....	176
2012-13	Spencer Hawes.....	233
2013-14	Carter-Williams/T. Young.....	213
2014-15	Nerlens Noel.....	208
2015-16	Robert Covington.....	232
2016-17	Robert Covington.....	203
2017-18	Robert Covington.....	238
2018-19	Joel Embiid.....	211
2019-20	Ben Simmons.....	186
2020-21	Dwight Howard.....	200
2021-22	Georges Niang.....	190
2022-23	Joel Embiid.....	205
DISQUALIFICATIONS - compiled since 1950-51		
1950-51	Alex Hannum.....	16
1951-52	George Ratkovicz, Wally Osterkorn.....	8
1952-53	Bill Gabor.....	11
1953-54	Earl Loyd.....	12
1954-55	Dolph Schayes.....	6
1955-56	Dolph Schayes.....	9

1956-57	Earl Loyd.....	10
1957-58	Dolph Schayes.....	6
1958-59	Dolph Schayes.....	9
1959-60	Dolph Schayes.....	10
1960-61	Schayes, L. Costello, Swede Halbrook.....	9
1961-62	Dave Gambee.....	10
1962-63	Lee Schaffer, Paul Neumann.....	5
1963-64	Hal Greer, Dave Gambee, Al Bianchi.....	6
1964-65	Larry Costello & Al Bianchi.....	10
1965-66	Bill Cunningham.....	12
1966-67	Wali Jones, Luke Jackson.....	6
1967-68	Hal Greer.....	7
1968-69	Darrall Imhoff.....	12
1969-70	Bill Cunningham.....	15
1970-71	Dennis Awtrey.....	7
1971-72	Bill Cunningham.....	12
1972-73	Fred Carter.....	8
1973-74	Steve Mix.....	9
1974-75	Clyde Lee.....	9
1975-76	George McGinnis.....	13
1976-77	George McGinnis.....	4
1977-78	George McGinnis.....	6
1978-79	Caldwell Jones.....	10
1979-80	Darryl Dawkins.....	8
1980-81	Darryl Dawkins.....	9
1981-82	Darryl Dawkins, Andrew Toney.....	5
1982-83	Bobby Jones.....	4
1983-84	Julius Erving, Sam Williams.....	3
1984-85	Charles Barkley.....	5
1985-86	Charles Barkley.....	8
1986-87	Charles Barkley.....	5
1987-88	Charles Barkley.....	6
1988-89	Charles Barkley, Derek Smith.....	3
1989-90	Barkley, Mahorn, Smith, Hawkins.....	2
1990-91	Rick Mahorn.....	6
1991-92	Charles Shackleford.....	3
1992-93	Andrew Lang.....	4
1993-94	Shawn Bradley.....	3
1994-95	Shawn Bradley.....	18
1995-96	LaSalle Thompson.....	5
1996-97	Mark Davis.....	7
1997-98	Theo Ratliff.....	6
1998-99	Theo Ratliff.....	8
1999-00	Theo Ratliff.....	4
2000-01	Aaron McKie, Theo Ratliff.....	3
2001-02	Dikembe Mutombo.....	2
2002-03	Keith Van Horn.....	7
2003-04	Samuel Dalembert.....	4
2004-05	Samuel Dalembert.....	4
2005-06	Samuel Dalembert.....	9
2006-07	Samuel Dalembert.....	9
2007-08	Samuel Dalembert.....	3
2008-09	Samuel Dalembert.....	2
2009-10	Samuel Dalembert.....	5
2010-11	Elton Brand, Jrue Holiday.....	3
2011-12	Thaddeus Young.....	3
2012-13	Jrue Holiday.....	2
2013-14	Evan Turner.....	3
2014-15	Jerami Grant, Nerlens Noel.....	2
2015-16	Robert Covington.....	4
2016-17	Gerald Henderson.....	1
2017-18	Richaun Holmes.....	3
2018-19	Simmons, Scott, Redick Johnson, Embiid, Bolden.....	1
2019-20	Tobias Harris.....	3
2020-21	Ben Simmons.....	2
2021-22	Georges Niang.....	3
2022-23	Joel Embiid.....	2

STEALS - compiled since 1973-74



RECORDS

YEARLY LEADERS

1973-74	Steve Mix	212
1974-75	Doug Collins	108
1975-76	George McGinnis	198
1976-77	George McGinnis	163
1977-78	George McGinnis	137
1978-79	Maurice Cheeks	174
1979-80	Maurice Cheeks	183
1980-81	Maurice Cheeks	193
1981-82	Maurice Cheeks	209
1982-83	Maurice Cheeks	184
1983-84	Maurice Cheeks	171
1984-85	Maurice Cheeks	169
1985-86	Maurice Cheeks	207
1986-87	Maurice Cheeks	180
1987-88	Maurice Cheeks	167
1988-89	Charles Barkley	126
1989-90	Charles Barkley	148
1990-91	Hersey Hawkins	178
1991-92	Hersey Hawkins	157
1992-93	Hersey Hawkins	137
1993-94	Dana Barros	107
1994-95	Dana Barros	149
1995-96	Clarence Weatherspoon	112
1996-97	Allen Iverson	157
1997-98	Allen Iverson	176
1998-99	Allen Iverson	110
1999-00	Allen Iverson	144
2000-01	Allen Iverson	178
2001-02	Allen Iverson	168
2002-03	Allen Iverson	225
2003-04	Allen Iverson	115
2004-05	Allen Iverson	180
2005-06	Allen Iverson	140
2006-07	Andre Iguodala	152
2007-08	Andre Iguodala	171
2008-09	Andre Iguodala	131
2009-10	Andre Iguodala	141
2010-11	Jrue Holiday	120
2011-12	Andre Iguodala	107
2012-13	Thaddeus Young	133
2013-14	Thaddeus Young	167
2014-15	Nerlens Noel	133
2015-16	Nerlens Noel	118
2016-17	T.J. McConnell	134
2017-18	Ben Simmons	140
2018-19	Ben Simmons	112
2019-20	Ben Simmons	119
2020-21	Matisse Thybulle	105
2021-22	Matisse Thybulle	115
2022-23	DeAnthony Melton	126

BLOCKED SHOTS - compiled since 1973-74

1973-74	LeRoy Ellis	87
1974-75	Harvey Catchings	60
1975-76	Harvey Catchings	164
1976-77	Caldwell Jones	200
1977-78	Caldwell Jones	127
1978-79	Caldwell Jones	157
1979-80	Caldwell Jones	162
1980-81	Julius Erving	147
1981-82	Caldwell Jones	146
1982-83	Moses Malone	157
1983-84	Julius Erving	139
1984-85	Moses Malone	123
1985-86	Charles Barkley	125
1986-87	Roy Hinson	161
1987-88	Charles Barkley	103
1988-89	Mike Gminski	106
1989-90	Rick Mahorn	103
1990-91	Manute Bol	247
1991-92	Manute Bol	205
1992-93	Andrew Lang	141
1993-94	Shawn Bradley	147
1994-95	Shawn Bradley	274
1995-96	Clarence Weatherspoon	108

1996-97	Clarence Weatherspoon	86
1997-98	Theo Ratliff	203
1998-99	Theo Ratliff	149
1999-00	Theo Ratliff	171
2000-01	Theo Ratliff	187
2001-02	Dikembe Mutombo	190
2002-03	Derrick Coleman	69
2003-04	Samuel Dalembert	193
2004-05	Samuel Dalembert	121
2005-06	Samuel Dalembert	160
2006-07	Samuel Dalembert	159
2007-08	Samuel Dalembert	192
2008-09	Samuel Dalembert	146
2009-10	Samuel Dalembert	151
2010-11	Elton Brand	106
2011-12	Elton Brand	97
2012-13	Spencer Hawes	113
2013-14	Spencer Hawes	67
2014-15	Nerlens Noel	142
2015-16	Jerami Grant	127
2016-17	Joel Embiid	76
2017-18	Joel Embiid	111
2018-19	Joel Embiid	122
2019-20	Joel Embiid	65
2020-21	Matisse Thybulle	71
2021-22	Joel Embiid	99
2022-23	Joel Embiid	112

TURNOVERS - compiled since 1977-78

1977-78	George McGinnis	312
1978-79	Julius Erving	315
1979-80	Julius Erving	284
1980-81	Julius Erving	266
1981-82	Erving, Toney	214
1982-83	Andrew Toney	271
1983-84	Andrew Toney	297
1984-85	Moses Malone	286
1985-86	Charles Barkley	350
1986-87	Charles Barkley	322
1987-88	Charles Barkley	304
1988-89	Charles Barkley	254
1989-90	Charles Barkley	243
1990-91	Hersey Hawkins	213
1991-92	Charles Barkley	235
1992-93	Jeff Hornacek	222
1993-94	Clarence Weatherspoon	195
1994-95	Dana Barros	242
1995-96	Jerry Stackhouse	252
1996-97	Allen Iverson	337
1997-98	Allen Iverson	244
1998-99	Allen Iverson	167
1999-00	Allen Iverson	230
2000-01	Allen Iverson	237
2001-02	Allen Iverson	237
2002-03	Allen Iverson	286
2003-04	Allen Iverson	209
2004-05	Allen Iverson	344
2005-06	Allen Iverson	248
2006-07	Andre Iguodala	261
2007-08	Andre Iguodala	214
2008-09	Andre Iguodala	222
2009-10	Andre Iguodala	218
2010-11	Jrue Holiday	218
2011-12	Jrue Holiday	135
2012-13	Jrue Holiday	292
2013-14	Michael Carter-Williams	247
2014-15	Nerlens Noel	208
2015-16	Nerlens Noel	158
2017-18	Ben Simmons	278
2018-19	Ben Simmons	274
2019-20	Ben Simmons	200
2020-21	Ben Simmons	173
2021-22	Joel Embiid	214
2022-23	Joel Embiid	226



RECORDS

THE CENTER RECORDS (INDIVIDUAL)

	76ers		OPPONENTS	
Most Points	60	Allen Iverson vs. ORL 2/12/05	60	Bradley Beal, WAS 1/6/21
Most Points, half	35	Joel Embiid vs. UTA (2nd) 11/13/22	36	James Harden, HOU (2nd) 1/27/17
Most Points, quarter	26	Joel Embiid vs. UTA (4th) 11/13/22	25	Bradley Beal, WAS (3rd) 1/6/21
Most FG made	21	Allen Iverson vs. HOU (OT) 1/15/02	20	Bradley Beal, WAS 1/6/21
Most FG attempted	42	Allen Iverson vs. HOU (OT) 1/15/02	36	Vince Carter, TOR (OT) 1/21/01
	24	Joel Embiid vs. UTA 11/13/22		
Most 3PT FG made	8	JJ Redick vs. IND 11/03/17	11	Zach LaVine, CHI 1/06/23
	8	JJ Redick vs. ORL 11/25/17		
	8	JJ Redick vs. ORL 10/20/18		
	8	Landry Shamet vs. WAS 01/08/19		
	8	DeAnthony Melton vs. LAL 12-09-22		
Most 3 PT FG attempted	21	Danny Green vs. MIA 1/2/21	18	Stephen Curry, GS 1/31/19
Most 3PT FG missed	12	Robert Covington vs. MIL 4/10/16	13	Kobe Bryant, LAL 12/1/15
Most FT made	24	Allen Iverson vs ORL (24-27) 2/12/05	21	Jimmy Butler, CHI (OT) 1/14/16
Most FT attempted	27	Allen Iverson vs ORL (24-27) 2/12/05	25	Jimmy Butler, CHI (OT) (21-25) 1/14/16
	24	Ben Simmons vs. WAS 11/29/17		
Best FG % (Min. 5 FGM)	1.000	DONE MULTIPLE TIMES Most without a miss: D. Mutombo vs. DEN (9-9) 2/18/02	1.000	DONE MULTIPLE TIMES Most without a miss: A. Varejao, CLE (10-10) 11/5/10
Best 3PT FG% (Min. 4 3FGM)	1.000	DONE MULTIPLE TIMES Most without a miss: Hollis Thompson vs. MEM (5-5)12/13/14	1.000	Allan Houston, NY (5-5) 2/19/99 Allan Houston, NY (5-5) 12/22/00 Dorell Wright, POR (5-5) 12/14/13 Isaiah Livers, DET (5-5) 4/10/22
Best FT% (Min. 10 Att.)	1.000	DONE MULTIPLE TIMES	1.000	DONE MULTIPLE TIMES
Most rebounds	25	Andre Drummond vs. NYK 11/08/21	25	Charles Barkley, HOU 1/10/97
Most OR	11	Dikembe Mutombo vs. MIL 3/26/01 Lavoy Allen vs. CHA 2/9/13	12	Elton Brand, CHI 1/17/01
Most DR	18	Chris Webber vs. MIN (OT) 12/12/05	21	Charles Barkley, HOU 1/10/97
Most assists	21	James Harden vs. LAC 12/23/22	20	Steve Nash, PHO 11/9/09
Most steals	9	Allen Iverson vs. ORL 3/19/00	8	DONE MULTIPLE TIMES
	9	Allen Iverson vs. LAL 12/20/02		
	9	Michael Carter-Williams vs. MIA10/30/13		
Most turnovers	12	Allen Iverson vs GSW 3/8/05	9	DONE MULTIPLE TIMES
Most blocked shots	9	Theo Ratliff vs. MIL 2/16/99	8	Dikembe Mutombo, ATL 11/5/97
	9	Dikembe Mutombo vs. ATL 3/9/01		
	9	Dikembe Mutombo vs. MEM 12/2/01		
	9	Samuel Dalembert vs. NYK 4/3/04		
	9	Samuel Dalembert vs. MIN 12/12/07		
	9	Nerlens Noel vs. IND 2/20/15		
Most minutes played	54:05	Allen Iverson vs. BOS (3OT) 1/13/06	57:15	Ricky Davis, BOS (3OT) 1/13/06
Fastest disqualification (minutes)	11	Kyle Korver vs. SAS 11/14/04	13	Danny Fortson, SEA 11/16/04



RECORDS

THE CENTER RECORDS (TEAM)

	76ers			OPPONENT		
Most Points	149	vs. MIN	01/15/19	143	vs. IND	3/6/23
Least Points	66	vs. HOU	11/17/03	61	vs. ORL	2/4/13
	66	vs. DET	2/23/04			
Most Points, quarter	49	vs. WAS (2nd)	1/6/21	46	vs. MIL (4th)	4/4/19
Least Points, quarter	6	vs. SA (1st)	11/18/04	46	vs. MIL (4th)	4/24/21
				6	vs. GSW (3rd)	3/30/04
Most Points, half	86	vs. CHA (2nd)	4/2/22	84	vs. MIL (2nd)	4/24/21
Least Points, half	22	vs. TOR (2nd)	4/4/12	22	vs. DEN (1st)	12/16/02
Widest margin of victory	44	vs. ATL	4/28/21	51	vs. SA	12/7/15
Most points, overtime	22	vs. MIA	4/14/05	21	vs. MIN	11/27/21
Least points, overtime	3	vs. CHI	3/11/15	2	vs. CHI	2/12/03
Most FG made	57	vs. CLE	12/7/19	54	vs. WAS	4/14/97
Least FG made	19	vs. UTA	10/30/15	54	vs. DET	3/4/17
				21	vs. NY	11/30/99
Most FG attempted	109	vs. MIL(OT)	3/17/21	110	vs. CHA	11/9/18
Least FG attempted	57	vs. NY	12/22/00	58	vs. NY	2/19/99
Best FG%	.630	vs. DAL (46-73)	2/29/00	.661	vs. SEA (41-62)	1/21/02
Worst FG%	.288	vs. BOS (23-80)	2/15/22	.300	vs. NY (21-70)	11/30/99
Most 3PT FG made	21	vs. MIN	1/15/19	25	vs. BOS	2/15/22
	21	vs. MIL	12/25/19	25	vs. BOS	3/2/23
	21	vs. CHA	4/2/22			
Least 3PT FG made	0	DONE MULTIPLE TIMES		0	DONE MULTIPLE TIMES	
Most 3PT FG attempted	47	vs. ATL	10/29/18	50	vs. GSW	3/24/23
	47	vs. UTA	11/13/22			
Least 3PT FG attempted	0	vs. MIL	3/4/98	3	vs. CLE	11/8/02
Best 3PT FG% (Min. 5)	.875	vs. NY (7-8)	2/21/07	.857	vs. UTA (6-7)	12/14/03
Worst 3PT FG%	.000	DONE MULTIPLE TIMES		.000	DONE MULTIPLE TIMES	
Most FT made	44	vs. DET	11/3/18	40	vs. BOS	4/12/05
Least FT made	3	vs. CLE	3/27/12	40	vs. SAC	3/12/14
	3	vs. ATL	12/21/12	1	vs. GS	1/30/16
	3	vs. ORL	2/4/13			
Most FT attempted	64	vs. WAS	11/29/17	51	vs. SA	2/12/99
Least FT attempted	5	vs. CLE	3/27/12	2	vs. GS	1/30/16
	5	vs. ORL	2/4/13			
Best FT% (Min. 15 Att.)	1.000	vs. PHO (18-18)	2/28/07	1.000	vs. IND (OT) (23-23)	11/12/04
Worst FT% (Min. 15 Att.)	.429	DONE MULTIPLE TIMES		.400	vs. CHI (6-15)	3/14/07
Most rebounds	64	vs. WAS	11/29/17	65	vs. BOS (2OT)	3/24/00
	64	vs. ATL	10/29/18			
Least rebounds	23	vs. CHA	3/27/09	26	vs. ORL	1/12/03
				26	vs. GS	12/14/09
				26	vs. ORL	11/27/22
Most OR	25	vs. GS	12/14/09	25	vs. NJ	1/15/03
Least OR	1	vs. WAS	1/6/21	25	vs. DET	1/10/14
				3	DONE MULTIPLE TIMES	
Most DR	50	vs. NO	2/09/18	55	vs. CHA	3/29/16
	50	vs. BOS	10/23/19			
Least DR	16	vs. CHA	3/27/09	16	vs. DAL	3/22/04
Biggest rebound adv.	33	vs. GS (59-26)	12/14/09	27	vs. OKC (63-36)	3/18/16
Most assists	43	vs. CLE	12/7/19	41	vs. POR	12/14/13
Least assists	9	vs. MIA	2/27/02	4	vs. NO	12/12/10
Most personal fouls	36	vs. SA	2/12/99	41	vs. NJ	11/10/04
Least personal fouls	8	vs. ATL	1/20/12	5	vs. ORL	2/4/13
	8	vs. GS	1/30/16			
Most steals	22	vs. OKC	4/26/21	23	vs. ATL	4/9/97
Least steals	1	vs. MIA	2/23/13	1	vs. CHA	4/2/14
				1	vs. WAS	2/2/22
Most turnovers	31	vs. IND	11/18/15	29	vs. CHA	11/7/07
Least turnovers	4	vs. LAL	2/6/12	5	vs. MIA	11/05/06
	4	vs. DET	11/14/12			
	4	vs. WAS	11/14/12			
			2/2/22			
Most blocked shots	15	vs. CHA	11/09/18	15	vs. SA	11/22/99
				15	vs. HOU	11/13/13
				15	vs. BKN	3/10/22





PLAYOFFS

FRANCHISE ALL-TIME SINGLE-GAME TEAM RECORDS

CATEGORY	OPPONENT	DATE	ROUND
Most Points 145	vs. Brooklyn	4/15/19	First Round
Most FGM 56	vs. Los Angeles	6/6/82	NBA Finals
Most FGA 122	at Boston	3/26/61	E.D. Finals
Highest FG Pct 603 (47-78)	vs. Toronto	5/16/01	E.C. Semifinals
Most 3-PT FGM 21	vs. Brooklyn	4/15/23	First Round
..... 18	vs. Miami	4/14/18	First Round
Most 3-PT FGA 43	vs. Brooklyn	4/15/23	First Round
Most 3-PT FGM without a miss ..1.000 (3-3)	at Boston	5/22/85	E.C. Finals
Most FTM 46	at Boston	3/27/56	E.D. Finals
Most FTA 66	at New York	3/30/68	E.D. Semifinals
Highest FT Pct 1.000 (16-16)	vs. Brooklyn	4/15/23	First Round
Highest FT Pct 1.000 (16-16)	vs. Toronto	5/16/01	E.C. Semifinals
Most Total Rebounds 93	vs. San Francisco	4/16/67	NBA Finals
Most Offensive Rebounds 26	at Washington	4/24/85	First Round
..... 26	vs. New York	4/16/78	E.C. Semifinals
Most Defensive Rebounds 49	vs. New York	4/16/78	E.C. Semifinals
Most Assists 38	vs. Washington	4/27/86	First Round
Most Blocked Shots 20	vs. Milwaukee	4/05/81	E.C. Semifinals
Most Steals 20	vs. Orlando	5/13/99	First Round
Most Turnovers 30	at Portland	5/31/77	NBA Finals
Most Personal Fouls 55	at Boston	3/21/53	E.D. Semifinals

OPPONENT ALL-TIME SINGLE-GAME TEAM RECORDS

CATEGORY	OPPONENT	DATE	ROUND
Most Points 156	vs. Milwaukee	3/30/70	E.D. Semifinals
Most FGM 67	vs. Milwaukee	3/30/70	E.D. Semifinals
Most FGA 140	vs. San Francisco	4/14/67 (OT)	NBA Finals
..... 140	at Boston	3/18/59	E.D. Finals
Highest FG Pct 610 (50-82)	at Milwaukee	4/29/86	E.C. Semifinals
Most 3-PT FGM 20	at BOS	5/3/23	E.C. Semifinals
Most 3-PT FGA 51	at BOS	5/3/23	E.C. Semifinals
Most 3-PT FGM 20	vs. Atlanta	6/6/21	E.C. Semifinals
Most 3-PT FGA 47	vs. Atlanta	6/6/21	E.C. Semifinals
Highest 3-PT FG Pct 1.000 (1-1)	at LA Lakers	6/1/82	NBA Finals
..... 1.000 (1-1)	vs. Milwaukee	5/5/82	E.C. Semifinals
Most FTM 57	at Boston	3/21/53	E.D. Semifinals
Most FTA 65	at Boston	3/21/53	E.D. Semifinals
Highest FT Pct 964 (27-28)	vs. Boston	4/17/77	E.C. Semifinals
Most Total Rebounds 95	at Boston	3/18/59	E.D. Finals
Most Offensive Rebounds 28	at Houston	5/11/77	E.C. Finals
Most Defensive Rebounds 48	vs. Portland	6/3/77	NBA Finals
Most Assists 46	vs. Milwaukee	3/30/70	E.D. Semifinals
Most Blocked Shots 13	at LA Lakers	6/8/01	NBA Finals
..... 13	at Washington	4/22/86	First Round
Most Steals 19	vs. Milwaukee	5/9/86	E.C. Semifinals
Most Turnovers 34	vs. Portland	5/22/77	NBA Finals

Bold indicates NBA single-game playoff record



PLAYOFFS

FRANCHISE ALL-TIME SINGLE-GAME INDIVIDUAL RECORDS

CATEGORY	PLAYER	OPPONENT	DATE	ROUND
Most Points	Allen Iverson	vs. New Orleans	4/20/03	First Round
Most FGM	Billy Cunningham	vs. Milwaukee	4/1/70	E.D. Semifinals
Most FGA	Allen Iverson	at LA Lakers	6/6/01 (OT)	NBA Finals
Most FGM without a miss	Kenny Thomas	at New Orleans	4/26/03	First Round
	Lavoy Allen	at Boston	5/21/12	E.C. Semifinals
Most 3-PT FGM	Allen Iverson	vs. Toronto	5/16/01	E.C. Semifinals
Most 3-PT FGA	James Harden	at Boston	5/1/23	E.C. Semifinals
Most 3-PT FGM without a miss	Ben Simmons	vs. Atlanta	6/6/21	E.C. Semifinals
Most FTM	Allen Iverson	vs. Boston	4/28/02	First Round
Most FTA	Wilt Chamberlain	vs. Boston	4/12/66	E.D. Finals
Most FTM without a miss	Dolph Schayes	vs. Boston	3/25/59	E.D. Finals
Most Total Rebounds	Wilt Chamberlain	vs. Boston	4/5/67	E.D. Finals
Most Offensive Rebounds	Charles Barkley	vs. Cleveland	4/26/90	First Round
	Charles Barkley	vs. Washington	4/18/86	First Round
Most defensive rebounds	Joel Embiid	at Atlanta	6/13/21	E.C. Semifinals
Most Assists	Wilt Chamberlain	vs. Cincinnati	3/24/67	E.D. Semifinals
Most Blocked Shots	Caldwell Jones	vs. Washington	5/3/78	E.C. Finals
	Darryl Dawkins	vs. Atlanta	4/21/82	First Round
Most Steals	Allen Iverson	vs. Orlando	5/13/99	First Round
Most Turnovers	Moses Malone	at New Jersey	4/24/84	First Round
Minutes Played	Paul Seymour	at Boston	3/21/53 (4OT)	E.D. Semifinals
	Red Rocha	at Boston	3/21/53 (4OT)	E.D. Semifinals

OPPONENT ALL-TIME SINGLE-GAME INDIVIDUAL RECORDS

CATEGORY	PLAYER	OPPONENT	DATE	ROUND
Most Points	Wilt Chamberlain	at Philadelphia	3/22/62	E.D. Semifinals
Most FGM	Wilt Chamberlain	at Philadelphia	3/14/60	E.D. Semifinals
Most FGA	Rick Barry	at San Francisco	4/18/67	NBA Finals
	Wilt Chamberlain	at Philadelphia	3/22/62	E.D. Semifinals
Most FGM without a miss	Mehmet Okur	at Detroit	5/6/03	E.C. Semifinals
	James Johnson	vs. Miami	4/16/18	First Round
Most 3-PT FGM	Vince Carter*	at Toronto	5/11/01	E.C. Semifinals
	Ray Allen*	at Milwaukee	6/1/01	E.C. Finals
Most 3-PT FGA	Fred VanVleet	vs. Toronto	4/18/22	First Round
Most 3-PT FGM without a miss	Austin Croshere	at Indiana	5/8/00	E.C. Semifinals
Most FTM	Bob Cousy	at Boston	3/21/53 (4OT)	E.D. Semifinals
Most FTA	Bob Cousy	at Boston	3/21/53 (4OT)	E.D. Semifinals
Most FTM without a miss	Neil Johnston	vs. Philadelphia	3/25/56	E.D. Finals
Most Total Rebounds	Bill Russell	at Boston	3/23/61	E.D. Finals
Most Offensive Rebounds	Moses Malone	at Houston	5/11/77	E.C. Finals
Most Defensive Rebounds	Bill Walton	at Portland	6/5/77	NBA Finals
	Bill Walton	vs. Portland	6/3/77	NBA Finals
	Dave Cowens	vs. Boston	5/1/77	E.C. Semifinals
Most Assists	Trae Young	at Atlanta	6/14/21	E.C. Semifinals
	Oscar Robertson	at Cincinnati	3/29/64	E.D. Semifinals
	Mark Price	at Cincinnati	5/3/90	E.D. Semifinals
Most Blocked Shots	Manute Bol	vs. Washington	4/18/86	First Round
Most Steals	Craig Hodges	vs. Milwaukee	5/9/86	E.C. Semifinals
Most Turnovers	John Williamson	vs. New Jersey	4/11/79	First Round
Minutes Played	Bob Cousy	at Boston	3/21/53 (4OT)	E.D. Semifinals

Bold indicates NBA single-game playoff record

TOP 10 PLAYOFF CAREER LEADERS

GAMES PLAYED

1.	Julius Erving	141
2.	Maurice Cheeks	115
3.	Bobby Jones	106
4.	Dolph Schayes	103
5.	Caldwell Jones	93
6t.	Hal Greer	92
6t.	Darryl Dawkins	92
8.	Steve Mix	81
9.	Paul Seymour	75
10.	John (Red) Kerr	73

MINUTES PLAYED

1.	Julius Erving	5288
2.	Maurice Cheeks	4277
3.	Hal Greer	3642
4.	Caldwell Jones	3032
5.	Bobby Jones	2854
6.	Allen Iverson	2822
7.	Dolph Schayes	2687
8.	Darryl Dawkins	2254
9.	John (Red) Kerr	2226
10.	Andrew Toney	2146

POINTS

1.	Julius Erving	3088
2.	Dolph Schayes	1973
3.	Allen Iverson	1899
4.	Hal Greer	1876
5.	Maurice Cheeks	1730
6.	Joel Embiid	1271
7.	Andrew Toney	1254
8.	Bobby Jones	1215
9.	Charles Barkley	1144
10.	Darryl Dawkins	1102

SCORING AVERAGE

Min. of five games played

1.	Allen Iverson	30.6
2.	Wilt Chamberlain	24.9
3.	Joel Embiid	24.0
4.	Moses Malone	22.8
5.	Charles Barkley	22.4
6.	Julius Erving	21.9
7.	Doug Collins	21.5
8.	Hal Greer	20.4
9.	Hersey Hawkins	19.5
10t.	Archie Clark	19.4
10t.	Billy Cunningham	19.4

FIELD GOALS MADE

1.	Julius Erving	1187
2.	Hal Greer	705
3.	Maurice Cheeks	697
4.	Allen Iverson	677
5.	Dolph Schayes	609
6.	Andrew Toney	485
7.	Bobby Jones	456
8.	Darryl Dawkins	444
9.	Wilt Chamberlain	435
10.	Charles Barkley	413

FIELD GOALS ATTEMPTED

1.	Julius Erving	2441
2.	Allen Iverson	1685
3.	Hal Greer	1657
4.	Dolph Schayes	1491
5.	Maurice Cheeks	1359
6.	Andrew Toney	1015
7.	John (Red) Kerr	948
8.	Joel Embiid	882
9.	Chet Walker	866
9.	Bobby Jones	854

FIELD GOAL PERCENTAGE

Min. of 75 attempts

1.	Johnny Green	.578
3.	Ben Simmons	.571
4.	Charles Barkley	.569
5.	Paul Reed	.551
6.	Wilt Chamberlain	.542
7.	Darryl Dawkins	.539
8.	Kenny Thomas	.535
9.	Bobby Jones	.534
10.	Doug Collins	.526

THREE-POINT FIELD GOALS MADE

1.	Allen Iverson	115
2.	Tobias Harris	77
3.	Tyrese Maxey	64
4.	J.J. Redick	62
5.	James Harden	59
6.	Joel Embiid	52
7.	Aaron McKie	51
8.	Danny Green	45
9.	Seth Curry	41
10.	Andre Iguodala	38

THREE-POINT FIELD GOALS ATTEMPTED



Andrew Toney, known as the "Boston Strangler," played in 72 career playoff games with the 76ers and was a member of the 1982-83 NBA Championship team.



PLAYOFFS

TOP 10 PLAYOFF CAREER LEADERS

1. Allen Iverson	345
2. Tobias Harris	219
3. Joel Embiid	186
4. Tyrese Maxey	166
5. JJ Redick	162
6. James Harden	158
7. Aaron McKie	128
8. Andre Iguodala	114
9. Danny Green	113
10. Lou Williams	93

THREE-POINT FIELD GOAL PERCENTAGE

Min. of 20 attempts

1. Seth Curry	506
2. Jrue Holiday	443
3. Keith Van Horn	438
4. Shake Milton	433
5. Hersey Hawkins	418
6. Georges Niang	406
7. Aaron McKie	398
8. Danny Green	398
9. De'Anthony Melton	388
10. Tyrese Maxey	386

FREE THROWS MADE

1. Dolph Schayes	755
2. Julius Erving	707
3. Hal Greer	466
4. Allen Iverson	430
5. Joel Embiid	405
6. Maurice Cheeks	333
7. Chet Walker	318
8t. Bobby Jones	303
8t. Charles Barkley	303
9. Andrew Toney	272
10. Paul Seymour	234

FREE THROWS ATTEMPTED

1. Dolph Schayes	918
2. Julius Erving	908
3. Hal Greer	574
4. Allen Iverson	562
5. Wilt Chamberlain	522
6. Joel Embiid	492
7. Charles Barkley	453
8. Maurice Cheeks	432
9. Chet Walker	425
10. Bobby Jones	366

FREE THROW PERCENTAGE

Min. of 75 attempts

1. Hersey Hawkins	938
2. James Harden	885
3. Al Cervi	866
4. Tyrese Maxey	864
5. Steve Mix	862
6. Larry Costello	856
7. George Yardley	854
8. Tobias Harris	852
9. Dave Gambee	834
10. Bobby Jones	828

OFFENSIVE REBOUNDS

1. Julius Erving	360
2. Charles Barkley	244
3. Caldwell Jones	236
4. Bobby Jones	172
5. Darryl Dawkins	131
6. Dikembe Mutombo	127
7. Moses Malone	126
8. Tyrone Hill	121
9. Joel Embiid	108
10. Mo Cheeks	96

DEFENSIVE REBOUNDS

1. Caldwell Jones	670
2. Julius Erving	634
3. Joel Embiid	468
4. Darryl Dawkins	439
5. Charles Barkley	426
6. Tobias Harris	357
7. Bobby Jones	305
8. Maurice Cheeks	303
9. Moses Malone	287
10. Dikembe Mutombo	242

MOST REBOUNDS

1. Wilt Chamberlain	1208
2. Dolph Schayes	1051*
3. Julius Erving	994
4. Caldwell Jones	906
5. John (Red) Kerr	810
6. Charles Barkley	670
7. Joel Embiid	576
8. Darryl Dawkins	570
9. Luke Jackson	508
10. Hal Greer	505

** Schayes also appeared in the 1949-50 playoffs, but rebounds were not recorded*

ASSISTS

1. Maurice Cheeks	807
2. Julius Erving	594
3. Hal Greer	393
4. Allen Iverson	378
5. Andrew Toney	323
6. Eric Snow	290
7. Wilt Chamberlain	283
8t. Dolph Schayes	257
8t. Paul Seymour	257
9. Ben Simmons	255
10. Bobby Jones	228

PERSONAL FOULS

1. Julius Erving	403
2. Dolph Schayes	397
3. Darryl Dawkins	362
4. Caldwell Jones	358
5. Hal Greer	357
6. Bobby Jones	333
7. Maurice Cheeks	291
8. Andrew Toney	265
9. P Larry Costello	207
10. Al Bianchi	193



PLAYOFFS

TOP 10 PLAYOFF CAREER LEADERS

STEALS

1.	Maurice Cheeks	269
2.	Julius Erving	235
3.	Allen Iverson	136
4.	Bobby Jones	99
5.	Charles Barkley	82
6.	Aaron McKie	66
7.	Steve Mix	65
8.	Eric Snow	63
9.	Andre Iguodala	62
10.	Andrew Toney	58

TURNOVERS

1.	Julius Erving	396
2.	Maurice Cheeks	284
3.	Andrew Toney	257
4.	Allen Iverson	199
5.	Joel Embiid	193
6.	Charles Barkley	188
7.	Bobby Jones	163
8.	Darryl Dawkins	151
9.	Caldwell Jones	139
10.	Eric Snow	122

BLOCKED SHOTS

1.	Julius Erving	239
2.	Caldwell Jones	200
3.	Darryl Dawkins	142
4.	Bobby Jones	135
5.	Joel Embiid	93
6.	Dikembe Mutombo	81
7.	Moses Malone	58
8.	Theo Ratliff	52
9.	Charles Barkley	50
10.	Maurice Cheeks	41



PLAYOFFS

ROOKIE GAME RECORDS

CATEGORY	PLAYER	OPPONENT	DATE
Most Points	Andrew Toney	at Boston	4/22/81
Most Rebounds	Charles Barkley	vs. Boston	5/19/85
Most Assists	Ben Simmons	vs. Miami	4/14/18
Most Steals	Maurice Cheeks	vs. New Jersey	4/11/79
Most Blocks	Tyrese Maxey	vs. Washington	5/26/21
Most FGM	Lee Shaffer	at Philadelphia	3/19/62
.....	Terry Catledge	vs. Washington	4/27/86
Most FGA	Lee Shaffer	at Philadelphia	3/19/62
.....	Lee Shaffer	at Philadelphia	3/22/62
Most FTM	Andrew Toney	at Boston	4/22/81
Most FTA	Lee Shaffer	at Philadelphia	3/22/62
Most 3-PT FGM	Charles Barkley	at Boston	5/22/85
.....	Evan Turner	at Miami	4/18/11
Most 3-PT FGA	Andrew Toney	vs. Milwaukee	4/7/81



PLAYOFFS

PLAYOFF YEAR-BY-YEAR BREAKDOWN

ALL-TIME PLAYOFF RESULTS

YEAR.....	RESULT
1949-50.....	Reached championship finals
1950-51.....	Reached Eastern finals
1951-52.....	Reached Eastern finals
1952-53.....	Reached Eastern semifinals
1953-54.....	Reached championship finals
1954-55.....	Won title
1955-56.....	Reached Eastern finals
1956-57.....	Reached Eastern finals
1957-58.....	Reached Eastern semifinals
1958-59.....	Reached Eastern finals
1959-60.....	Reached Eastern semifinals
1960-61.....	Reached Eastern finals
1961-62.....	Reached Eastern semifinals
1962-63.....	Reached Eastern semifinals
1963-64.....	Reached Eastern semifinals
1964-65.....	Reached Eastern finals
1965-66.....	Reached Eastern finals
1966-67.....	Won title
1967-68.....	Reached Eastern finals
1968-69.....	Reached Eastern semifinals
1969-70.....	Reached Eastern semifinals
1970-71.....	Reached Eastern semifinals
1975-76.....	Reached Eastern first round
1976-77.....	Reached championship finals
1977-78.....	Reached Eastern finals
1978-79.....	Reached Eastern semifinals
1979-80.....	Reached championship finals
1980-81.....	Reached Eastern finals
1981-82.....	Reached championship finals
1982-83.....	Won title
1983-84.....	Reached Eastern first round
1984-85.....	Reached Eastern finals
1985-86.....	Reached Eastern semifinals
1986-87.....	Reached Eastern first round
1988-89.....	Reached Eastern first round
1989-90.....	Reached Eastern semifinals
1990-91.....	Reached Eastern semifinals
1998-99.....	Reached Eastern semifinals
1999-00.....	Reached Eastern semifinals
2000-01.....	Reached championship finals
2001-02.....	Reached Eastern first round
2002-03.....	Reached Eastern semifinals
2004-05.....	Reached Eastern first round
2007-08.....	Reached Eastern first round
2008-09.....	Reached Eastern first round
2010-11.....	Reached Eastern first round
2011-12.....	Reached Eastern semifinals
2017-18.....	Reached Eastern semifinals
2018-19.....	Reached Eastern semifinals
2019-20.....	Reached Eastern first round
2020-21.....	Reached Eastern semifinals
2021-22.....	Reached Eastern semifinals

ALL-TIME PLAYOFF RECORD

YEAR.....	RESULT
1949-50.....	6-5
1950-51.....	4-3
1951-52.....	3-4
1952-53.....	0-2
1953-54.....	9-4
1954-55.....	7-4
1955-56.....	4-4
1956-57.....	2-3
1957-58.....	1-2
1958-59.....	5-4
1959-60.....	1-2
1960-61.....	4-4
1961-62.....	2-3
1962-63.....	2-3
1963-64.....	2-3
1964-65.....	6-5
1965-66.....	1-4
1966-67.....	11-4
1967-68.....	7-6
1968-69.....	1-4
1969-70.....	1-4
1970-71.....	3-4
1975-76.....	1-2
1976-77.....	10-9
1977-78.....	6-4
1978-79.....	5-4
1979-80.....	12-6
1980-81.....	9-7
1981-82.....	12-9
1982-83.....	12-1
1983-84.....	2-3
1984-85.....	8-5
1985-86.....	6-6
1986-87.....	2-3
1988-89.....	0-3
1989-90.....	4-6
1990-91.....	4-4
1998-99.....	3-5
1999-00.....	5-5
2000-01.....	12-11
2001-02.....	2-3
2002-03.....	6-6
2004-05.....	1-4
2007-08.....	2-4
2008-09.....	2-4
2010-11.....	1-4
2011-12.....	7-6
2017-18.....	5-5
2018-19.....	7-5
2019-20.....	0-4
2020-21.....	7-5
2021-22.....	6-6
2022-23.....	7-4
Totals.....	248-235
WINNING PCT513



PLAYOFFS

ALL-TIME PLAYOFF RESULTS

1949-50

EASTERN DIVISION SEMIFINALS

(Syracuse 2, Philadelphia 0)

3/22/50	@ Syracuse	W	93-76
3/23/50	@ Philadelphia	W	59-53

EASTERN DIVISION FINALS

(Syracuse 2, New York 1)

3/26/50	@ Syracuse	W	91-83 (OT)
3/30/50	@ New York	L	76-80
4/2/50	@ Syracuse	W	91-80

NBA FINALS

(Minneapolis 4, Syracuse 2)

4/8/50	@ Syracuse	L	66-68
4/9/50	@ Syracuse	W	91-85
4/14/50	@ Minneapolis	L	76-91
4/16/50	@ Minneapolis	L	69-77
4/20/50	@ Syracuse	W	83-77
4/23/50	@ Minneapolis	L	95-110

1950-51

EASTERN DIVISION SEMIFINALS

(Syracuse 2, Philadelphia 0)

3/20/51	@ Philadelphia	W	91-81 (OT)
3/22/51	@ Syracuse	W	90-78

EASTERN DIVISION FINALS

(New York 3, Syracuse 2)

3/28/51	@ New York	L	92-103
3/29/51	@ Syracuse	W	102-80
3/31/51	@ New York	L	75-97
4/1/51	@ Syracuse	W	90-83
4/4/51	@ New York	L	81-83

1951-52

EASTERN DIVISION SEMIFINALS

(Syracuse 2, Philadelphia 1)

3/20/52	@ Syracuse	W	102-83
3/22/52	@ Philadelphia	L	95-100
3/23/52	@ Syracuse	W	84-73

EASTERN DIVISION FINALS

(New York 3, Syracuse 1)

4/2/52	@ Syracuse	L	85-87
4/3/52	@ Syracuse	W	102-92
4/4/52	@ New York	L	92-99
4/8/52	@ New York	L	93-100

1952-53

EASTERN DIVISION SEMIFINALS

(Boston 2, Syracuse 0)

3/19/53	@ Syracuse	L	81-87
3/21/53	@ Boston	L	105-111 (4 OT)

1953-54

EASTERN DIVISION ROUND ROBIN

3/17/54	Syracuse @ Boston	W	96-95 (OT)
3/18/54	New York @ Syracuse	W	75-68
3/21/54	Syracuse @ New York	W	103-99
3/22/54	Boston @ Syracuse	W	98-85

EASTERN DIVISION FINALS

(Syracuse 2, Boston 0)

3/25/54	@ Syracuse	W	109-94
3/27/54	@ Boston	W	83-76

NBA FINALS

(Minneapolis 4, Syracuse 3)

3/31/54	@ Minneapolis	L	68-79
4/3/54	@ Minneapolis	W	62-60

4/4/54	@ Syracuse	L	67-81
4/8/54	@ Syracuse	W	80-69
4/10/54	@ Syracuse	L	73-84
4/11/54	@ Minneapolis	W	65-63
4/12/54	@ Minneapolis	L	80-87

1954-55

EASTERN DIVISION SEMIFINALS

(received bye in semifinals)

EASTERN DIVISION FINALS

(Syracuse 3, Boston 1)

3/22/55	@ Syracuse	W	110-100
3/24/55	@ Syracuse	W	116-110
3/26/55	@ Boston	L	97-100 (OT)
3/27/55	@ Boston	W	110-94

NBA FINALS

(Syracuse 4, Fort Wayne 3)

3/31/55	@ Syracuse	W	86-82
4/2/55	@ Syracuse	W	87-84
4/3/55	@ Fort Wayne	L	89-96
4/5/55	@ Fort Wayne	L	102-109
4/7/55	@ Fort Wayne	L	71-74
4/9/55	@ Syracuse	W	109-104
4/10/55	@ Syracuse	W	92-91

1955-56

Third Place Game

Syracuse defeated New York, 82-77, on March 15, 1956, in Syracuse, N.Y., in a third-place "play-in" game. The win does not affect the franchise playoff record.

EASTERN DIVISION SEMIFINALS

(Syracuse 2, Boston 1)

3/17/56	@ Boston	L	93-110
3/19/56	@ Syracuse	W	101-98
3/21/56	@ Boston	W	102-97

EASTERN DIVISION FINALS

(Philadelphia 3, Syracuse 2)

3/23/56	@ Philadelphia	L	87-109
3/25/56	@ Syracuse	W	122-118
3/27/56	@ Philadelphia	L	96-119
3/28/56	@ Syracuse	W	108-104
3/29/56	@ Philadelphia	L	104-109

1956-57

EASTERN DIVISION SEMIFINALS

(Syracuse 2, Philadelphia 0)

3/16/57	@ Philadelphia	W	103-96
3/18/57	@ Syracuse	W	91-80

EASTERN DIVISION FINALS

(Boston 3, Syracuse 0)

3/21/57	@ Boston	L	90-108
3/23/57	@ Syracuse	L	105-120
3/24/57	@ Boston	L	80-83

1957-58

EASTERN DIVISION SEMIFINALS

(Philadelphia 2, Syracuse 1)

3/15/58	@ Syracuse	W	86-82
3/16/58	@ Philadelphia	L	93-95
3/18/58	@ Syracuse	L	88-101

1958-59

EASTERN DIVISION SEMIFINALS

(Syracuse 2, New York 0)

3/13/59	@ New York	W	129-123
3/15/59	@ Syracuse	W	131-115



PLAYOFFS

ALL-TIME PLAYOFF RESULTS

EASTERN DIVISION FINALS

(Boston 4, Syracuse 3)

3/18/59	@ Boston	L	109-131
3/21/59	@ Syracuse	W	120-118
3/22/59	@ Boston	L	111-133
3/25/59	@ Syracuse	W	119-107
3/28/59	@ Boston	L	108-129
3/29/59	@ Syracuse	W	133-121
4/1/59	@ Boston	L	125-130

1959-60

EASTERN DIVISION SEMIFINALS

(Philadelphia 2, Syracuse 1)

3/11/60	@ Philadelphia	L	92-115
3/13/60	@ Syracuse	W	125-119
3/14/60	@ Philadelphia	L	112-132

1960-61

EASTERN DIVISION SEMIFINALS

(Syracuse 3, Philadelphia 0)

3/14/61	@ Philadelphia	W	115-107
3/16/61	@ Syracuse	W	115-114
3/18/61	@ Philadelphia	W	106-103

EASTERN DIVISION FINALS

(Boston 4, Syracuse 1)

3/19/61	@ Boston	L	115-128
3/21/61	@ Syracuse	W	115-98
3/23/61	@ Boston	L	110-133
3/25/61	@ Syracuse	L	107-120
3/26/61	@ Boston	L	101-123

1961-62

EASTERN DIVISION SEMIFINALS

(Philadelphia 3, Syracuse 2)

3/16/62	@ Philadelphia	L	103-110
3/18/62	@ Syracuse	L	82-97
3/19/62	@ Philadelphia	W	101-100
3/20/62	@ Syracuse	W	106-99
3/22/62	@ Philadelphia	L	104-121

1962-63

EASTERN DIVISION SEMIFINALS

(Cincinnati 3, Syracuse 2)

3/19/63	@ Syracuse	W	123-120
3/21/63	@ Cincinnati	L	115-133
3/23/63	@ Syracuse	W	121-117
3/24/63	@ Cincinnati	L	118-125
3/26/63	@ Syracuse	L	127-131 (OT)

1963-64

EASTERN DIVISION SEMIFINALS

(Cincinnati 3, Philadelphia 2)

3/22/64	@ Cincinnati	L	102-127
3/24/64	@ Philadelphia	W	122-114
3/25/64	@ Cincinnati	L	89-101
3/28/64	@ Philadelphia	W	129-120
3/29/64	@ Cincinnati	L	124-130

1964-65

EASTERN DIVISION SEMIFINALS

(Philadelphia 3, Cincinnati 1)

3/24/65	@ Cincinnati	W	119-117
3/26/65	@ Philadelphia	L	120-121
3/28/65	@ Cincinnati	W	108-94
3/31/65	@ Philadelphia	W	119-112

EASTERN DIVISION FINALS

(Boston 4, Philadelphia 3)

4/4/65	@ Boston	L	98-108
--------	----------	---	--------

4/6/65	@ Philadelphia	W	109-103
4/8/65	@ Boston	L	94-112
4/9/65	@ Philadelphia	W	134-131 (OT)
4/11/65	@ Boston	L	108-114
4/13/65	@ Philadelphia	W	112-106
4/15/65	@ Boston	L	109-110

1965-66

EASTERN DIVISION SEMIFINALS

(received bye in semifinals)

EASTERN DIVISION FINALS

(Boston 4, Philadelphia 1)

4/3/66	@ Philadelphia	L	96-115
4/6/66	@ Boston	L	93-114
4/7/66	@ Philadelphia	W	111-105
4/10/66	@ Boston	L	108-114 (OT)
4/12/66	@ Philadelphia	L	112-120

1966-67

EASTERN DIVISION SEMIFINALS

(Philadelphia 3, Cincinnati 1)

3/21/67	@ Philadelphia	L	116-120
3/22/67	@ Cincinnati	W	123-102
3/24/67	@ Philadelphia	W	121-106
3/25/67	@ Cincinnati	W	112-94

EASTERN DIVISION FINALS

(Philadelphia 4, Boston 1)

3/31/67	@ Philadelphia	W	127-113
4/2/67	@ Boston	W	107-102
4/5/67	@ Philadelphia	W	115-104
4/9/67	@ Boston	L	117-121
4/11/67	@ Philadelphia	W	140-116

NBA FINALS

(Philadelphia 4, San Francisco 2)

4/14/67	@ Philadelphia	W	141-135 (OT)
4/16/67	@ Philadelphia	W	126-95
4/18/67	@ San Francisco	L	124-130
4/20/67	@ San Francisco	W	122-108
4/23/67	@ Philadelphia	L	109-117
4/24/67	@ San Francisco	W	125-122

1967-68

EASTERN DIVISION SEMIFINALS

(Philadelphia 4, New York 2)

3/22/68	@ Philadelphia	W	118-110
3/23/68	@ New York	L	117-128
3/27/68	@ Philadelphia	W	138-132 (2OT)
3/30/68	@ New York	L	98-1078
3/31/68	@ Philadelphia	W	123-107
4/1/68	@ New York	W	113-97

EASTERN DIVISION FINALS

(Boston 4, Philadelphia 3)

4/5/68	@ Philadelphia	L	118-127
4/10/68	@ Boston	W	115-106
4/11/68	@ Philadelphia	W	122-114
4/14/68	@ Boston	W	110-105
4/15/68	@ Philadelphia	L	104-122
4/17/68	@ Boston	L	106-114
4/19/68	@ Philadelphia	L	96-100

1968-69

EASTERN DIVISION SEMIFINALS

(Boston 4, Philadelphia 1)

3/26/69	@ Philadelphia	L	100-114
3/28/69	@ Boston	L	103-134
3/30/69	@ Philadelphia	L	118-125



PLAYOFFS

ALL-TIME PLAYOFF RESULTS

4/1/69 @ Boston W 119-116
 4/4/69 @ Philadelphia L 90-93

4/20/78 @ New York W 137-126
 4/23/78 @ New York W 112-107

1969-70

EASTERN DIVISION SEMIFINALS

(Milwaukee 4, Philadelphia 1)

3/25/70 @ Milwaukee L 118-125
 3/27/70 @ Milwaukee W 112-105
 3/30/70 @ Philadelphia L 120-156
 4/1/70 @ Philadelphia L 111-118
 4/3/70 @ Milwaukee L 106-115

4/30/78 @ Philadelphia L 117-122
 5/3/78 @ Philadelphia W 110-104
 5/5/78 @ Washington L 108-123
 5/7/78 @ Washington L 105-121
 5/10/78 @ Philadelphia W 107-94
 5/12/78 @ Washington L 99-101

1970-71

EASTERN CONFERENCE SEMIFINALS

(Baltimore 4, Philadelphia 3)

3/24/71 @ Baltimore W 126-112
 3/26/71 @ Philadelphia L 107-119
 3/28/71 @ Baltimore L 103-111
 3/30/71 @ Philadelphia L 105-120
 4/1/71 @ Baltimore W 104-103
 4/3/71 @ Philadelphia W 98-94
 4/4/71 @ Baltimore L 120-128

4/11/79 (Philadelphia 2, New Jersey 0) W 122-114
 4/13/79 @ New Jersey W 111-101

1975-76

FIRST ROUND

(Buffalo 2, Philadelphia 1)

4/15/76 @ Philadelphia L 89-95
 4/16/76 @ Buffalo W 131-106
 4/18/76 @ Philadelphia L 123-124 (OT)

4/15/79 @ San Antonio L 106-119
 4/17/79 @ San Antonio L 120-121
 4/20/79 @ Philadelphia W 123-115
 4/22/79 @ Philadelphia L 112-115 (OT)
 4/26/79 @ San Antonio W 120-97
 4/29/79 @ Philadelphia W 92-90
 5/2/79 @ San Antonio L 108-111

1976-77

FIRST ROUND

(Received first round bye)

EASTERN CONFERENCE SEMIFINALS

(Philadelphia 4, Boston 3)

4/17/77 @ Philadelphia L 111-113
 4/20/77 @ Philadelphia W 113-101
 4/22/77 @ Boston W 109-100
 4/24/77 @ Boston L 119-124
 4/27/77 @ Philadelphia W 110-91
 4/29/77 @ Boston L 108-113
 5/1/77 @ Philadelphia W 83-77

4/2/80 @ Philadelphia W 111-96
 4/4/80 @ Washington W 112-104

EASTERN CONFERENCE SEMIFINALS

(Philadelphia 4, Atlanta 1)

4/6/80 @ Philadelphia W 107-104
 4/9/80 @ Philadelphia W 99-92
 4/10/80 @ Atlanta L 93-105
 4/13/80 @ Atlanta W 107-83
 4/15/80 @ Philadelphia W 105-100

EASTERN CONFERENCE FINALS

(Philadelphia 4, Boston 1)

4/18/80 @ Boston W 96-93
 4/20/80 @ Boston L 90-96
 4/23/80 @ Philadelphia W 99-97
 4/24/80 @ Philadelphia W 102-90
 4/27/80 @ Boston W 105-94

EASTERN CONFERENCE FINALS

(Philadelphia 4, Houston 2)

5/5/77 @ Philadelphia W 128-117
 5/8/77 @ Philadelphia W 106-97
 5/11/77 @ Houston L 94-118
 5/13/77 @ Houston W 107-95
 5/15/77 @ Philadelphia L 115-118
 5/17/77 @ Houston W 112-109

NBA FINALS

(Los Angeles 4, Philadelphia 2)

5/4/80 @ Los Angeles L 102-109
 5/7/80 @ Los Angeles W 107-104
 5/10/80 @ Philadelphia L 101-111
 5/11/80 @ Philadelphia W 105-102
 5/14/80 @ Los Angeles L 103-108
 5/16/80 @ Philadelphia L 107-123

NBA FINALS

(Portland 4, Philadelphia 2)

5/22/77 @ Philadelphia W 107-101
 5/26/77 @ Philadelphia W 107-89
 5/29/77 @ Portland L 107-129
 5/31/77 @ Portland L 98-130
 6/3/77 @ Philadelphia L 104-110
 6/5/77 @ Portland L 107-109

1980-81

FIRST ROUND

(Philadelphia 2, Indiana 0)

5/31/81 @ Philadelphia W 124-108
 4/2/81 @ Indiana W 96-85

FIRST ROUND

(received bye in first round)

EASTERN CONFERENCE SEMIFINALS

(Philadelphia 4, New York 0)

4/16/78 @ Philadelphia W 130-90
 4/18/78 @ Philadelphia W 119-100

EASTERN CONFERENCE SEMIFINALS

(Philadelphia 4, Milwaukee 3)

4/5/81 @ Philadelphia W 125-122
 4/7/81 @ Philadelphia L 99-109
 4/10/81 @ Milwaukee W 108-103
 4/12/81 @ Milwaukee L 98-109



PLAYOFFS

ALL-TIME PLAYOFF RESULTS

4/15/81	@ Philadelphia	W	116-99
4/17/81	@ Milwaukee	L	86-109
4/19/81	@ Philadelphia	W	99-98

EASTERN CONFERENCE FINALS

(Boston 4, Philadelphia 3)

4/21/81	@ Boston	W	105-104
4/22/81	@ Boston	L	99-118
4/24/81	@ Philadelphia	W	110-100
4/26/81	@ Philadelphia	W	107-105
4/29/81	@ Boston	L	109-111
5/1/81	@ Philadelphia	L	98-100
5/3/81	@ Boston	L	90-91

1981-82

FIRST ROUND

(Philadelphia 2, Atlanta 0)

4/21/82	@ Philadelphia	W	111-76
4/23/82	@ Atlanta	W	98-95 (OT)

EASTERN CONFERENCE SEMIFINALS

(Philadelphia 4, Milwaukee 2)

4/25/82	@ Philadelphia	W	125-122
4/28/82	@ Philadelphia	W	120-108
5/1/82	@ Milwaukee	L	91-92
5/2/82	@ Milwaukee	W	100-93
5/5/82	@ Philadelphia	L	98-110
5/7/82	@ Milwaukee	W	102-90

EASTERN CONFERENCE FINALS

(Philadelphia 4, Boston 3)

5/9/82	@ Boston	L	81-121
5/12/82	@ Boston	W	121-113
5/15/82	@ Philadelphia	W	99-97
5/16/82	@ Philadelphia	W	119-94
5/19/82	@ Boston	L	85-114
5/21/82	@ Philadelphia	L	75-88
5/23/82	@ Boston	W	120-106

NBA FINALS

(Los Angeles 4, Philadelphia 2)

5/27/82	@ Philadelphia	L	117-124
5/30/82	@ Philadelphia	W	110-94
6/1/82	@ Los Angeles	L	108-129
6/3/82	@ Los Angeles	L	101-111
6/6/82	@ Philadelphia	W	135-102
6/8/82	@ Los Angeles	L	104-114

1982-83

FIRST ROUND

(Received a bye in first round)

EASTERN CONFERENCE SEMIFINALS

(Philadelphia 4, New York 0)

4/24/83	@ Philadelphia	W	112-102
4/27/83	@ Philadelphia	W	98-91
4/30/83	@ New York	W	107-105
5/1/83	@ New York	W	105-102

EASTERN CONFERENCE FINALS

(Philadelphia 4, Milwaukee 1)

5/8/83	@ Philadelphia	W	111-109 (OT)
5/11/83	@ Philadelphia	W	87-81
5/14/83	@ Milwaukee	W	104-96
5/15/83	@ Milwaukee	L	94-100
5/18/83	@ Philadelphia	W	115-103

NBA FINALS

(Philadelphia 4, Los Angeles 0)

5/22/83	@ Philadelphia	W	113-107
5/26/83	@ Philadelphia	W	103-93

5/29/83	@ Los Angeles	W	111-94
5/31/83	@ Los Angeles	W	115-108

1983-84

FIRST ROUND

(New Jersey 3, Philadelphia 2)

4/18/84	@ Philadelphia	L	101-116
4/20/84	@ Philadelphia	L	102-116
4/22/84	@ New Jersey	W	108-100
4/24/84	@ New Jersey	W	110-102
4/26/84	@ Philadelphia	L	98-101

1984-85

FIRST ROUND

(Philadelphia 3, Washington 1)

4/17/85	@ Philadelphia	W	104-97
4/21/85	@ Philadelphia	W	113-94
4/24/85	@ Washington	L	100-118
4/26/85	@ Washington	W	106-98

EASTERN CONFERENCE SEMIFINALS

(Philadelphia 4, Milwaukee 0)

4/28/85	@ Milwaukee	W	127-105
4/30/85	@ Milwaukee	W	112-108
5/3/85	@ Philadelphia	W	109-104
5/5/85	@ Philadelphia	W	121-112

EASTERN CONFERENCE FINALS

(Boston 4, Philadelphia 1)

5/12/85	@ Boston	L	93-108
5/14/85	@ Boston	L	98-106
5/18/85	@ Philadelphia	L	94-105
5/19/85	@ Philadelphia	W	115-104
5/22/85	@ Boston	L	100-102

1985-86

FIRST ROUND

(Philadelphia 3, Washington 2)

4/18/86	@ Philadelphia	L	94-95
4/20/86	@ Philadelphia	W	102-97
4/22/86	@ Washington	W	91-86
4/24/86	@ Washington	L	111-116
4/27/86	@ Philadelphia	W	134-109

EASTERN CONFERENCE SEMIFINALS

(Milwaukee 4, Philadelphia 3)

4/29/86	@ Milwaukee	W	118-112
5/1/86	@ Milwaukee	L	107-119
5/3/86	@ Philadelphia	W	107-103
5/5/86	@ Philadelphia	L	104-109
5/7/86	@ Milwaukee	L	108-113
5/9/86	@ Philadelphia	W	126-108
5/11/86	@ Milwaukee	L	112-113

1986-87

FIRST ROUND

(Milwaukee 3, Philadelphia 2)

4/24/87	@ Milwaukee	L	104-107
4/26/87	@ Milwaukee	W	125-122 (OT)
4/29/87	@ Philadelphia	L	120-121
5/1/87	@ Philadelphia	W	124-118
5/3/87	@ Milwaukee	L	89-102

1988-89

FIRST ROUND

(New York 3, Philadelphia 0)

4/27/89	@ New York	L	96-102
4/29/89	@ New York	L	106-107
5/2/89	@ Philadelphia	L	115-116 (OT)



PLAYOFFS

ALL-TIME PLAYOFF RESULTS

1989-90

FIRST ROUND

(Philadelphia 3, Cleveland 2)

4/26/90	@ Philadelphia	W	111-106
4/29/90	@ Philadelphia	W	107-101
5/1/90	@ Cleveland	L	95-122
5/3/90	@ Cleveland	L	96-108
5/5/90	@ Philadelphia	W	113-97

EASTERN CONFERENCE SEMIFINALS

(Chicago 4, Philadelphia 1)

5/7/90	@ Chicago	L	85-96
5/9/90	@ Chicago	L	96-101
5/11/90	@ Philadelphia	W	118-112
5/13/90	@ Philadelphia	L	101-111
5/16/90	@ Chicago	L	99-117

1990-91

FIRST ROUND

(Philadelphia 3, Milwaukee 0)

4/25/91	@ Milwaukee	W	99-90
4/27/91	@ Milwaukee	W	116-112 (OT)
4/30/91	@ Philadelphia	W	121-100

EASTERN CONFERENCE SEMIFINALS

(Chicago 4, Philadelphia 1)

5/4/91	@ Chicago	L	92-105
5/6/91	@ Chicago	L	100-112
5/10/91	@ Philadelphia	W	99-97
5/12/91	@ Philadelphia	L	85-101
5/14/91	@ Chicago	L	95-100

1998-99

FIRST ROUND

(Philadelphia 3, Orlando 1)

5/9/99	@ Orlando	W	104-90
5/11/99	@ Orlando	L	68-79
5/13/99	@ Philadelphia	W	97-85
5/15/99	@ Philadelphia	W	101-91

EASTERN CONFERENCE SEMIFINALS

(Indiana 4, Philadelphia 0)

5/17/99	@ Indiana	L	90-94
5/19/99	@ Indiana	L	82-85
5/21/99	@ Philadelphia	L	86-97
5/23/99	@ Philadelphia	L	86-89

1999-00

FIRST ROUND

(Philadelphia 3, Charlotte 1)

4/22/00	@ Charlotte	W	92-82
4/24/00	@ Charlotte	L	98-108 (OT)
4/28/00	@ Philadelphia	W	81-76
5/1/00	@ Philadelphia	W	105-99

EASTERN CONFERENCE SEMIFINALS

(Indiana 4, Philadelphia 2)

5/6/00	@ Indiana	L	91-108
5/8/00	@ Indiana	L	97-103
5/10/00	@ Philadelphia	L	89-97
5/23/00	@ Philadelphia	W	92-90
5/15/00	@ Indiana	W	107-86
5/19/00	@ Philadelphia	L	90-106

2000-01

FIRST ROUND

(Philadelphia 3, Indiana 1)

4/21/01	@ Philadelphia	L	78-79
4/24/01	@ Philadelphia	W	116-98
4/28/01	@ Indiana	W	92-87

5/2/01	@ Indiana	W	88-85
--------	-----------	---	-------

EASTERN CONFERENCE SEMIFINALS

(Philadelphia 4, Toronto 3)

5/6/01	@ Philadelphia	L	93-96
5/9/01	@ Philadelphia	W	97-92
5/11/01	@ Toronto	L	78-102
5/13/01	@ Toronto	W	84-79
5/16/01	@ Philadelphia	W	121-88
5/18/01	@ Toronto	L	89-101
5/20/01	@ Philadelphia	W	88-87

EASTERN CONFERENCE FINALS

(Philadelphia 4, Milwaukee 3)

5/22/01	@ Philadelphia	W	93-85
5/24/01	@ Philadelphia	L	78-92
5/26/01	@ Milwaukee	L	74-80
5/28/01	@ Milwaukee	W	89-93
5/30/01	@ Philadelphia	W	89-88
6/1/01	@ Milwaukee	L	100-110
6/3/01	@ Philadelphia	W	108-91

NBA FINALS

(Los Angeles 4, Philadelphia 1)

6/6/01	@ Los Angeles	W	107-101 (OT)
6/8/01	@ Los Angeles	L	89-98
6/10/01	@ Philadelphia	L	91-96
6/13/01	@ Philadelphia	L	86-100
6/15/01	@ Philadelphia	L	96-108

2001-02

FIRST ROUND

(Boston 3, Philadelphia 2)

4/21/02	@ Boston	L	82-92
4/25/02	@ Boston	L	85-93
4/28/02	@ Philadelphia	W	108-103
5/1/02	@ Philadelphia	W	83-81
5/3/02	@ Boston	L	87-120

2002-03

FIRST ROUND

(Philadelphia 4, New Orleans 2)

4/20/03	@ Philadelphia	W	98-90
4/23/03	@ Philadelphia	W	90-85
4/26/03	@ New Orleans	L	85-99
4/28/03	@ New Orleans	L	87-96
4/30/03	@ Philadelphia	W	93-91
5/2/03	@ New Orleans	W	107-103

EASTERN CONFERENCE SEMIFINALS

(Detroit 4, Philadelphia 2)

5/6/03	@ Detroit	L	87-89
5/8/03	@ Detroit	L	97-104 (OT)
5/10/03	@ Philadelphia	W	93-83
5/11/03	@ Philadelphia	W	95-82
5/14/03	@ Detroit	L	77-78
5/16/03	@ Philadelphia	L	89-93 (OT)

2004-05

FIRST ROUND

(Detroit 4, Philadelphia 1)

4/23/05	@ Detroit	L	85-106
4/26/05	@ Detroit	L	84-99
4/29/05	@ Philadelphia	W	115-104
5/1/05	@ Philadelphia	L	92-97 (OT)
5/3/05	@ Detroit	L	78-88



PLAYOFFS

ALL-TIME PLAYOFF RESULTS

2007-08

FIRST ROUND

(Detroit 4, Philadelphia 2)

4/20/08	@ Detroit	W	90-86
4/23/08	@ Detroit	L	88-105
4/25/08	@ Philadelphia	W	95-75
4/27/08	@ Philadelphia	L	84-93
4/29/08	@ Detroit	L	81-98
5/1/08	@ Philadelphia	L	77-100

2008-09

FIRST ROUND

(Orlando 4, Philadelphia 2)

4/19/09	@ Orlando	W	100-98
4/22/09	@ Orlando	L	87-96
4/24/09	@ Philadelphia	W	96-94
4/26/09	@ Philadelphia	L	81-84
4/28/09	@ Orlando	L	78-91
4/30/09	@ Philadelphia	L	89-114

2010-11

FIRST ROUND

(Miami 4, Philadelphia 1)

4/16/11	@ Miami	L	89-97
4/18/11	@ Miami	L	73-94
4/21/11	@ Philadelphia	L	94-100
4/24/11	@ Philadelphia	W	86-82
4/27/11	@ Miami	L	91-97

2011-12

FIRST ROUND

(Philadelphia 4, Chicago 2)

4/28/12	@ Chicago	L	91-103
5/1/12	@ Chicago	W	109-92
5/4/12	@ Philadelphia	W	79-74
5/6/12	@ Philadelphia	W	89-82
5/8/12	@ Chicago	L	69-77
5/10/12	@ Philadelphia	W	79-78

EASTERN CONFERENCE SEMIFINALS

(Boston 4, Philadelphia 3)

5/12/12	@ Boston	L	91-92
5/14/12	@ Boston	W	82-81
5/16/12	@ Philadelphia	L	91-107
5/18/12	@ Philadelphia	W	92-83
5/21/12	@ Boston	L	85-101
5/23/12	@ Philadelphia	W	82-75
5/26/12	@ Boston	L	75-85

2017-18

FIRST ROUND

(Philadelphia 4, Miami 1)

4/14/18	@ Philadelphia	W	130-103
4/16/18	@ Philadelphia	L	103-113
4/19/18	@ Miami	W	128-108
4/21/18	@ Miami	W	106-102
4/24/18	@ Philadelphia	W	104-91

EASTERN CONFERENCE SEMIFINALS

(Boston 4, Philadelphia 1)

4/30/18	@ Boston	L	101-117
5/3/18	@ Boston	L	103-108
5/5/18	@ Philadelphia	L	98-101 (OT)
5/7/18	@ Philadelphia	W	103-92
5/9/18	@ Boston	L	112-114

2018-19

FIRST ROUND

(Philadelphia 4, Brooklyn 1)

4/13/19	@ Philadelphia	L	102-111
4/15/19	@ Philadelphia	W	145-123
4/18/19	@ Brooklyn	W	131-115
4/20/19	@ Brooklyn	W	112-108
4/23/19	@ Philadelphia	W	122-100

EASTERN CONFERENCE SEMIFINALS

(Toronto 4, Philadelphia 3)

4/27/19	@ Toronto	L	95-108
4/29/19	@ Toronto	W	94-89
5/02/19	@ Philadelphia	W	116-95
5/05/19	@ Philadelphia	L	96-101
5/07/19	@ Toronto	L	89-125
5/09/19	@ Philadelphia	W	112-101
5/12/19	@ Toronto	L	90-92

2019-20

FIRST ROUND

(Boston 4, Philadelphia 0)

8/17/20	at Boston	L	101-109
8/19/20	at Boston	L	101-128
8/21/20	vs. Boston	L	94-102
8/23/20	vs. Boston	L	106-110

Note: Due to the coronavirus pandemic, all games were played in Orlando, Florida on the NBA Campus.

2020-21

FIRST ROUND

(Philadelphia 4, Washington 1)

5/23/21	vs. Washington	W	125-118
5/26/21	vs. Washington	W	120-95
5/29/21	@ Washington	W	132-103
5/31/21	@ Washington	L	114-122
6/2/21	vs. Washington	W	129-112

EASTERN CONFERENCE SEMIFINALS

(Atlanta 4, Philadelphia 3)

6/6/21	vs. Atlanta	L	124-128
6/8/21	vs. Atlanta	W	118-102
6/11/21	@ Atlanta	W	127-111
6/14/21	@ Atlanta	L	100-103
6/16/21	vs. Atlanta	L	106-109
6/18/21	@ Atlanta	W	104-99
6/20/21	vs. Atlanta	L	96-103

2021-22

FIRST ROUND

(Philadelphia 4, Toronto 2)

4/16/22	vs. Toronto	W	131-111
4/18/22	vs. Toronto	W	112-97
4/20/22	at Toronto	W	104-101
4/23/22	at Toronto	L	102-110
4/25/22	vs. Toronto	L	88-103
4/28/22	at Toronto	W	132-97

EASTERN CONFERENCE SEMIFINALS

(Miami 4, Philadelphia 2)

5/2/22	at Miami	L	92-106
5/4/22	at Miami	L	103-119
5/6/22	vs. Miami	W	99-79
5/8/22	vs. Miami	W	116-108
5/10/22	at Miami	L	85-120
5/12/22	vs. Miami	L	90-99



PLAYOFFS

ALL-TIME PLAYOFF RESULTS

2022-23

FIRST ROUND

(Philadelphia 4, Brooklyn 0)

4/15/23	vs. Brooklyn	W	121-101
4/17/23	vs. Brooklyn	W	96-84
4/20/23	at Brooklyn	W	102-97
4/22/23	at Brooklyn	W	96-88

EASTERN CONFERENCE SEMIFINALS

(Boston 4, Philadelphia 3)

5/1/23	at Boston	W	119-115
5/3/23	at Boston	L	87-121
5/5/23	vs. Boston	L	114-102
5/7/23	vs. Boston	W	116-115
5/9/23	at Boston	W	115-103
5/11/23	vs. Boston	L	86-95
5/14/23	at Boston	L	88-112



PLAYOFFS

7-GAME SERIES: FINAL GAME RESULTS

6-11 OVERALL (76ERS: 5-9; NATIONALS: 1-2)

DATE	ROUND	OPPONENT	RESULT/SCORE
04/12/54	NBA Finals	at Minneapolis	L, 80-87
04/10/55	NBA Finals	Fort Wayne	W, 92-91
04/01/59	Eastern Division Finals	at Boston	L, 125-130
04/15/65	Eastern Division Finals	at Boston	L, 109-110
04/19/68	Eastern Division Finals	Boston	L, 96-100
04/04/71	Eastern Conference Semifinals	at Baltimore	L, 120-128
05/01/77	Eastern Conference Semifinals	Boston	W, 83-77
05/02/79	Eastern Conference Semifinals	at San Antonio	L, 108-111
04/19/81	Eastern Conference Semifinals	Milwaukee	W, 99-98
05/03/81	Eastern Conference Finals	at Boston	L, 90-91
05/23/82	Eastern Conference Finals	at Boston	W, 120-106
05/11/86	Eastern Conference Semifinals	at Milwaukee	L, 112-113
05/20/01	Eastern Conference Semifinals	Toronto	W, 88-87
06/03/01	Eastern Conference Finals	Milwaukee	W, 108-91
05/26/12	Eastern Conference Semifinals	at Boston	L, 75-85
05/12/19	Eastern Conference Semifinals	at Toronto	L, 90-92
06/20/21	Eastern Conference Semifinals	vs. Atlanta	L, 96-103
05/14/23	Eastern Conference Semifinals	at Boston	L, 88-113

5-GAME SERIES: FINAL GAME RESULTS

2-8 OVERALL (76ERS: 2-4; NATIONALS: 0-4)

DATE	ROUND	OPPONENT	RESULT/SCORE
04/04/51	Eastern Division Finals	at New York	L, 81-83
03/29/56	Eastern Division Finals	at Philadelphia	L, 104-109
03/22/62	Eastern Division Semifinals	at Philadelphia	L, 104-121
03/26/63	Eastern Division Semifinals	Cincinnati	L, 127-131 (OT)
03/29/64	Eastern Division Semifinals	at Cincinnati	L, 124-130
04/26/84	First Round	New Jersey	L, 98-101
04/27/86	First Round	Washington	W, 134-109
05/03/87	First Round	at Milwaukee	L, 89-102
05/05/90	First Round	Cleveland	W, 113-97
05/03/02	First Round	at Boston	L, 87-120

3-GAME SERIES: FINAL GAME RESULTS

3-3 OVERALL (76ERS: 0-1; NATIONALS: 3-2)

DATE	ROUND	OPPONENT	RESULT/SCORE
04/02/50	Eastern Division Finals	New York	W, 91-80
03/23/52	Eastern Division Semifinals	Philadelphia	W, 84-73
03/21/56	Eastern Division Semifinals	at Boston	W, 102-97
03/18/58	Eastern Division Semifinals	Philadelphia	L, 88-101
03/14/60	Eastern Division Semifinals	at Philadelphia	L, 112-132
04/18/76	First Round	Buffalo	L, 123-124



PLAYOFFS

ALL-TIME PLAYOFF BREAKDOWN

FIRST ROUND

YEAR	RECORD
1975-76	1-2
1978-79	2-0
1979-80	2-0
1980-81	2-0
1981-82	2-0
1983-84	2-3
1984-85	3-1
1985-86	3-2
1986-87	2-3
1988-89	0-3
1989-90	3-2
1990-91	3-0
1998-99	3-1
1999-00	3-1
2000-01	3-1
2001-02	2-3
2002-03	4-2
2004-05	1-4
2007-08	2-4
2008-09	2-4
2010-11	1-4
2011-12	4-2
2017-18	4-1
2018-19	4-1
2019-20	0-4
2020-21	4-1
2021-22	4-2
2022-23	4-0
TOTALS	60-51

ROUND ROBIN

YEAR	RECORD
1953-54	4-0
TOTALS	4-0

EASTERN (DIVISION) CONFERENCE SEMIFINALS

YEAR	RECORD
1949-50	2-0
1950-51	2-0
1951-52	2-1
1952-53	0-2
1955-56	2-1
1956-57	2-0
1957-58	1-2
1958-59	2-0
1959-60	1-2
1960-61	3-0
1961-62	2-3
1962-63	2-3
1963-64	2-3
1964-65	3-1
1966-67	3-1
1967-68	4-2
1968-69	1-4
1969-70	1-4
1970-71	3-4
1976-77	4-3
1977-78	4-0
1978-79	3-4
1979-80	4-1
1980-81	4-3
1981-82	4-2
1982-83	4-0
1984-85	4-0
1985-86	3-4
1989-90	1-4
1990-91	1-4
1998-99	0-4
1999-00	2-4
2000-01	4-3
2002-03	4-2
2011-12	3-4
2017-18	1-4
2018-19	3-4
2020-21	3-4
2021-22	2-4
2022-23	3-4
TOTALS	97-97

EASTERN (DIVISION) CONFERENCE FINALS

YEAR	RECORD
1949-50	2-1
1950-51	2-3
1951-52	1-3
1953-54	2-0
1954-55	3-1
1955-56	2-3
1956-57	0-3
1958-59	3-4
1960-61	1-4
1964-65	3-4
1965-66	1-4
1966-67	4-1
1967-68	3-4
1976-77	4-2
1977-78	2-4
1979-80	4-1
1980-81	3-4
1981-82	4-3
1982-83	4-1
1984-85	1-4
2000-01	4-3
TOTALS	53-57


NBA FINALS

YEAR	RECORD
1949-50	2-4
1953-54	3-4
1954-55	4-3
1966-67	4-2
1976-77	2-4
1979-80	2-4
1981-82	2-4
1982-83	4-0
2000-01	1-4
TOTALS	24-29

ROUND-BY-ROUND IN THE NBA PLAYOFFS

First Round	60-51
Round Robin	4-0
Eastern Conference Semifinals	97-97
Eastern Conference Finals	53-57
NBA Finals	24-29
TOTALS	238-234

NOTE: The Third-Place "play-in" game is not recognized as a playoff game.



The 1982-83 Philadelphia 76ers won the NBA Championship.



PLAYOFFS

TOP SINGLE-GAME PERFORMANCES

76ERS/NATIONALS TOP-10 PLAYOFF PERFORMANCES

	POINTS			
PTS	PLAYER	OPP	DATE	
55	Allen Iverson	vs. NOH	4/20/03	
54	Allen Iverson	vs. TOR	5/09/01	
52	Allen Iverson	vs. TOR	5/16/01	
50	Billy Cunningham	vs. MIL	4/01/70	
48	Allen Iverson	at LAL (OT)	6/06/01	
46	Wilt Chamberlain	vs. BOS	4/12/66	
46	Allen Iverson	at MIL	6/01/01	
45	Lee Shaffer	vs. CIN (OT)	3/26/63	
45	Allen Iverson	vs. IND	4/24/01	
45	Allen Iverson	at NOH	5/02/03	

	REBOUNDS			
REBS	PLAYER	OPP	DATE	
41	Wilt Chamberlain	vs. BOS	4/05/67	
39	Wilt Chamberlain	vs. BOS	4/06/65	
38	Wilt Chamberlain	vs. SF	4/16/67	
37	Wilt Chamberlain	at BOS	4/08/65	
36	Wilt Chamberlain	vs. BOS	4/11/67	
34	Wilt Chamberlain	vs. BOS (OT)	4/09/65	
34	Wilt Chamberlain	vs. BOS	4/12/66	
34	Wilt Chamberlain	vs. BOS	4/19/68	
33	Wilt Chamberlain	at BOS (OT)	4/10/66	
33	Wilt Chamberlain	vs. SF (OT)	4/14/67	

	ASSISTS			
AST	PLAYER	OPP	DATE	
19	Wilt Chamberlain	vs. CIN	3/24/67	
16	Maurice Cheeks	at NYK	4/27/89	
16	Allen Iverson	vs. TOR	5/20/01	
15	George King	vs. PHI	3/28/56	
15	Johnny Dawkins	at CHI	5/16/90	
15	Allen Iverson	vs. DET	4/29/05	
14	Maurice Cheeks	at BOS	5/12/82	
14	Johnny Dawkins	vs. CLE	5/05/90	
14	Ben Simmons	vs. MIA	4/14/18	
13	George King	at PHI	3/29/56	
13	Wilt Chamberlain	vs. BOS	3/31/67	
13	Wilt Chamberlain	vs. BOS	4/11/67	
13	Maurice Cheeks	at SA	5/02/79	
13	Lionel Hollins	vs. LAL	5/11/80	
13	Maurice Cheeks	vs. MIL	5/09/86	
13	Johnny Dawkins	at CHI	5/09/90	
13	Eric Snow	at CHA (OT)	4/24/00	
13	Aaron McKie	vs. MIL	6/03/01	

OPPONENTS TOP-10 PLAYOFF PERFORMANCES

	POINTS			
PTS	PLAYER	OPP	DATE	
56	Wilt Chamberlain	at PHI	3/22/62	
55	Rick Barry	at SF	4/18/67	
53	Wilt Chamberlain	at PHI	3/14/60	
50	Bob Cousy	at BOS (4OT)	3/21/53	
50	Vince Carter	at TOR	5/11/01	
49	Michael Jordan	vs. CHI	5/11/90	
46	Wilt Chamberlain	at PHI	3/14/61	
46	Kareem Abdul-Jabbar	at MIL	4/03/70	
46	Michael Jordan	vs. CHI	5/10/91	
46	Paul Pierce	at BOS	5/03/02	

	REBOUNDS			
REBS	PLAYER	OPP	DATE	
39	Bill Russell	at BOS	3/23/61	
35	Wilt Chamberlain	at PHI	3/22/62	
34	Bill Russell	at BOS	3/19/61	
33	Bill Russell	at BOS	3/26/61	
32	Bill Russell	at BOS	3/18/59	
32	Bill Russell	at BOS	3/28/59	
32	Bill Russell	at BOS	4/01/59	
32	Wilt Chamberlain	at PHI	3/14/61	
32	Bill Russell	at BOS	4/04/65	
31	Bill Russell	at BOS	3/21/57	
31	Bill Russell	vs. BOS	4/12/66	
31	Nate Thurmond	vs. SF (OT)	4/14/67	
31	Bill Russell	at BOS	4/17/68	

	ASSISTS			
AST	PLAYER	OPP	DATE	
18	Trae Young	at ATL	6/14/21	
18	Oscar Robertson	at CIN	3/29/64	
18	Mark Price	at CLE	5/03/90	
17	Rajon Rondo	vs. BOS	3/23/12	
16	Oscar Robertson	at CIN	3/22/64	
16	Oscar Robertson	vs. CIN	3/21/67	
16	Paul Pressey	at MIL	4/30/85	
16	Paul Pressey	at MIL	5/07/86	
15	Bob Cousy	vs. BOS	3/24/55	
15	Bob Cousy	at BOS	3/18/59	
15	John Havlicek	at BOS	4/24/77	
15	Paul Pressey	at MIL	5/11/86	
15	Rajon Rondo	vs. BOS	5/18/12	



YEAR - BY - YEAR





YEAR BY YEAR RESULTS

1949-1950 SEASON STATISTICS

RECORD: 51-13 (.797)	HOME: 31-1	AWAY: 15-12	NEUTRAL: 5-0	1ST EASTERN DIVISION
----------------------	------------	-------------	--------------	----------------------

PLAYER	G	MIN	FG-FGA	PCT	FT-FTA	PCT	REB	AST	PF-DQ	PTS	AVG
Schayes	64	—	348-903	.385	376-486	.774	—	259	225	1072	16.8
Gabor	56	—	226-671	.337	157-228	.689	—	108	198	609	10.9
Cervi	56	—	143-431	.332	287-346	.829	—	264	223	573	10.2
Ratkovicz	62	—	162-439	.369	211-348	.606	—	124	201	535	8.6
Seymour	62	—	175-524	.334	126-176	.716	—	189	157	476	7.7
Hannum	64	—	177-488	.363	128-186	.688	—	129	264	482	7.5
Macknowski	59	—	154-463	.333	131-178	.736	—	65	128	439	7.4
Peterson	62	—	167-390	.428	111-185	.600	—	33	198	445	7.2
Levane	60	—	139-418	.333	54-85	.635	—	156	106	332	5.5
Corley	60	—	117-370	.316	75-122	.615	—	109	81	309	5.2
Chollet	49	—	61-179	.341	35-56	.625	—	37	52	157	3.2
NATIONALS	64	—	1869-5276	.354	1691-2396	.706	—	1473	1833	5429	84.8
OPPONENTS	64	—	—	—	—	—	—	—	—	4907	76.7

1949-1950 GAME-BY-GAME RESULTS

DATE	W/L	NATS	OPP	TEAM	DATE	W/L	NATS	OPP	TEAM
11/03	W	78	58	Denver	02/11	W	77	76	at Baltimore
11/04	W	84	51	vs. Denver	02/12	W	102	98	Waterloo
11/06	W	82	72	Philadelphia	02/16	W	105	74	Tri City
11/09	W	103	73	Indianapolis	02/19	W	82	78	Indianapolis
11/10	L	67	73	at St. Louis	02/21	L	78	89	at Denver
11/12	W	84	69	at Anderson	02/23	W	108	80	at Denver
11/13	W	80	66	New York	02/24	W	72	67	vs. Indianapolis
11/15	W	77	74	at New York	02/26	W	73	64	Chicago
11/17	W	79	76	Tri City	02/27	L	73	97	at Anderson
11/20	W	102	76	Denver	02/28	L	72	110	at Indianapolis
11/21	W	77	67	vs. Denver	03/01	W	93	72	at Waterloo
11/24	W	125	123	****Anderson	03/02	L	85	95	at Sheboygan
11/27	W	80	62	Waterloo	03/05	W	84	75	Minneapolis
11/30	W	87	71	at Boston	03/09	W	85	74	St. Louis
12/04	W	67	61	Indianapolis	03/12	W	96	72	Boston
12/07	W	77	69	at Tri City	03/14	L	65	68	at Indianapolis
12/08	W	86	72	at Sheboygan	03/16	W	88	75	at Sheboygan
12/10	L	63	69	at Rochester	03/18	W	89	88	*at Tri City
12/11	W	89	72	Sheboygan	03/19	W	72	67	Anderson
12/14	W	96	83	Fort Wayne					
12/15	L	88	100	at Anderson					
12/18	W	86	73	Chicago					
12/20	W	95	70	at Waterloo					
12/21	W	96	84	at Tri City					
12/22	W	83	74	at Sheboygan					
12/25	W	94	88	Anderson					
12/28	L	85	87	at Washington					
12/29	W	64	62	vs. Philadelphia					
01/01	W	79	73	Washington					
01/05	W	82	73	Tri City					
01/08	W	84	68	Waterloo					
01/10	L	84	86	*at Waterloo					
01/11	L	88	98	at Minneapolis					
01/12	W	64	62	at Fort Wayne					
01/15	W	82	69	Indianapolis					
01/19	W	107	86	Denver					
01/22	L	75	77	*Anderson					
01/26	W	76	72	Rochester					
01/29	W	85	70	Sheboygan					
01/30	W	91	75	vs. Indianapolis					
02/01	L	83	91	at Tri City					
02/02	W	73	67	at Indianapolis					
02/03	W	103	79	Waterloo					
02/05	W	96	87	Baltimore					
02/08	W	106	81	Sheboygan					

* denotes overtime
 ***** denotes five overtimes



YEAR BY YEAR RESULTS

1950-1951 SEASON STATISTICS

RECORD: 32-34 (.485)

HOME: 24-9

AWAY: 8-25

4TH EASTERN DIVISION

PLAYER	G	MIN	FG-FGA	PCT	FT-FTA	PCT	REB	AST	PF-DQ	PTS	AVG
Schayes	66	—	332-930	.357	457-608	.752	1080	251	271-9	1121	17.0
Scolari*	66	—	302-923	.327	279-331	.843	218	255	183-1	883	13.4
Ratkovicz	66	—	264-636	.415	321-439	.731	547	193	256-11	849	12.9
Smawley****	60	—	252-663	.380	227-267	.850	178	161	145-4	731	12.2
Gabor	61	—	255-745	.342	179-242	.740	150	125	213-7	689	11.3
Jorgensen**	63	—	223-600	.372	182-265	.687	338	91	237-8	628	10.0
Cervi	53	—	132-346	.382	194-237	.819	152	208	180-9	458	8.6
Hannum	63	—	182-494	.368	107-197	.543	301	119	271-16	471	7.5
Seymour	51	—	125-385	.325	117-159	.736	194	187	138-0	367	7.2
Peterson***	53	—	130-384	.339	99-150	.660	288	66	188-9	359	6.8
Macknowski	58	—	131-435	.301	122-170	.718	110	69	134-3	384	6.6
Calabrese	46	—	70-197	.355	61-88	.693	65	65	80-0	201	4.4
Lofgran****	61	—	79-270	.293	79-127	.622	157	36	132-4	237	3.9
Chollet	14	—	6-51	.118	12-19	.632	15	12	29-0	24	1.7
NATIONALS	66	—	1884-5365	.351	1912-2634	.726	3259	1493	1995-64	5680	86.1
OPPONENTS	66	—	—	—	—	—	—	—	—	5644	85.5

* Scolari played with Washington and Syracuse

** Jorgensen played with Tri-Cities and Syracuse

*** Peterson played with Tri-Cities and Syracuse

**** Lofgran played with Indianaopolis and Syracuse

***** Smawley played with Baltimore and Syracuse

1950-1951 GAME-BY-GAME RESULTS

DATE	W/L	NATS	OPP	TEAM	DATE	W/L	NATS	OPP	TEAM
11/02	W	92	77	Fort Wayne	02/07	L	82	102	at Baltimore
11/05	W	90	87	Minneapolis	02/08	W	96	83	New York
11/09	W	89	70	Tri-Cities	02/11	W	80	72	Baltimore
11/11	L	72	74	*at New York	02/14	L	75	77	at Fort Wayne
11/12	W	83	57	Baltimore	02/15	W	94	80	Boston
11/14	L	78	108	at Indianapolis	02/17	L	75	88	at New York
11/15	L	71	72	*at Minneapolis	02/18	W	91	80	Minneapolis
11/16	L	75	79	at Tri-Cities	02/20	W	81	79	at Indianapolis
11/19	W	96	83	New York	02/21	L	76	82	at Minneapolis
11/23	L	85	92	Indianapolis	02/25	W	98	83	New York
11/25	W	77	67	at Washington	02/27	L	72	86	at Philadelphia
11/26	W	90	76	Washington	03/01	W	108	86	Fort Wayne
11/28	L	84	108	at New York	03/03	L	78	97	at New York
11/30	L	78	81	at Philadelphia	03/04	W	85	79	Philadelphia
12/02	W	99	96	*at Baltimore	03/08	L	86	107	at Rochester
12/03	W	84	81	Indianapolis	03/10	W	121	97	Indianapolis
12/07	L	69	76	Rochester	03/11	L	91	95	Philadelphia
12/08	W	86	85	at Boston	03/13	L	93	98	at Indianapolis
12/10	L	76	86	Baltimore	03/14	L	76	100	at Minneapolis
12/14	L	69	78	Tri-Cities	03/17	L	86	100	at Philadelphia
12/16	W	79	75	*at Rochester	03/18	W	97	89	Boston
02/17	W	95	86	New York					
12/20	L	83	86	at Tri-Cities					
12/21	L	72	97	at Fort Wayne					
12/25	W	81	69	Fort Wayne					
12/26	L	100	102	at Boston					
12/28	L	88	91	*at Philadelphia					
12/30	W	90	80	*at Baltimore					
01/01	W	106	89	Boston					
01/04	L	77	80	Minneapolis					
01/06	W	87	85	*at New York					
01/07	W	73	65	Baltimore					
01/10	W	97	96	at Tri-Cities					
01/11	L	76	84	at Fort Wayne					
01/14	W	92	63	Rochester					
01/18	L	87	96	Rochester					
01/21	L	86	96	Philadelphia					
01/24	L	82	87	at Baltimore					
01/25	W	113	87	Tri-Cities					
01/27	L	83	85	at Rochester					
01/28	W	104	83	Boston					
01/30	L	87	96	at Boston					
02/01	L	90	93	New York					
02/02	L	90	96	*at Boston					
02/04	W	78	75	Philadelphia					

* denotes overtime



YEAR BY YEAR RESULTS

1951-1952 SEASON STATISTICS

RECORD: 40-26 (.606)

HOME: 26-7

AWAY: 12-18

NEUTRAL: 2-1

1ST EASTERN DIVISION

PLAYER	G	MIN	FG-FGA	PCT	FT-FTA	PCT	REB	AST	PF-DQ	PTS	AVG
Schayes	63	2004	263-740	.355	342-424	.807	773	182	213-5	868	13.8
Rocha	66	2543	300-749	.401	254-330	.770	549	128	249-4	854	12.9
King	66	1899	235-579	.406	188-264	.712	274	244	199-6	658	10.0
Seymour	66	2209	206-615	.335	186-245	.759	225	220	165-4	598	9.1
Gabor	57	1085	173-538	.322	142-183	.776	93	86	188-5	488	8.6
Jorgensen	66	1318	190-460	.413	149-187	.797	288	63	190-2	529	8.0
Cervi	55	850	99-280	.354	219-248	.883	87	148	176-7	417	7.6
Ratkovicz	66	1356	165-473	.349	163-242	.674	328	90	235-8	493	7.5
Osterkorn	66	1721	145-413	.351	199-335	.594	444	117	226-8	489	7.4
Calabrese	58	937	109-317	.344	73-103	.709	84	83	107-0	291	5.0
Savage	12	118	9-43	.209	18-28	.643	24	12	22-0	36	3.0
NATIONALS	66	—	1894-5207	.364	1933-2589	.747	3603	1373	1970-49	5721	86.7
OPPONENTS	66	—	—	—	—	—	—	—	—	5427	82.2

1951-1952 GAME-BY-GAME RESULTS

DATE	W/L	NATS	OPP	TEAM	DATE	W/L	NATS	OPP	TEAM
11/01	W	90	75	Fort Wayne	02/09	L	76	84	at Baltimore
11/02	W	98	67	Minneapolis	02/10	W	91	84	Philadelphia
11/10	L	82	91	at Baltimore	02/12	L	69	78	at New York
11/11	W	93	79	Indianapolis	02/14	L	76	78	Rochester
11/15	W	97	95	Boston	02/16	L	84	92	at Rochester
11/16	W	97	90	at Philadelphia	02/17	W	66	61	New York
11/17	W	79	72	at New York	02/21	W	88	80	Minneapolis
11/18	W	71	68	Baltimore	02/23	L	80	81	at Baltimore
11/22	W	96	72	at Fort Wayne	02/24	L	75	77	Boston
11/23	L	68	82	at Indianapolis	02/27	L	81	88	at Boston
11/25	W	100	73	New York	02/28	W	88	83	Fort Wayne
11/29	W	82	78	Fort Wayne	03/01	L	83	98	at Rochester
11/30	L	75	82	at Philadelphia	03/02	W	76	72	Rochester
12/02	L	79	81	Rochester	03/06	W	83	81	**at Fort Wayne
12/04	L	77	83	at Indianapolis	03/07	L	76	81	at Indianapolis
12/05	W	83	81	*at Minneapolis	03/08	L	83	92	at Philadelphia
12/06	L	70	73	vs. Milwaukee	03/09	W	99	82	Philadelphia
12/08	W	95	75	at Rochester	03/12	W	89	71	at Boston
12/09	W	93	74	Philadelphia	03/13	W	89	70	Boston
12/11	W	80	62	vs. Fort Wayne	03/15	L	90	97	at New York
12/13	W	89	82	Milwaukee	03/16	L	84	90	New York
12/16	L	92	96	Indianapolis					
12/19	L	97	103	at Boston					
12/22	L	73	92	at New York					
12/23	L	72	75	New York					
12/25	W	70	65	vs. Milwaukee					
12/27	L	68	69	Milwaukee					
12/30	W	108	91	Baltimore					
01/01	L	80	82	at Minneapolis					
01/03	W	107	81	Boston					
01/06	W	98	93	Philadelphia					
01/10	W	110	96	New York					
01/12	W	92	88	at Baltimore					
01/13	W	103	85	Indianapolis					
01/17	W	110	105	***Minneapolis					
01/20	W	99	80	Baltimore					
01/22	W	93	82	at Milwaukee					
01/23	W	99	97	*at Minneapolis					
01/25	L	94	95	*at Philadelphia					
01/26	W	78	73	at Baltimore					
01/27	W	91	86	Boston					
01/31	W	88	79	Milwaukee					
02/03	W	95	73	Baltimore					
02/06	L	88	99	at Boston					
02/08	W	96	87	at Philadelphia					

* denotes overtime

** denotes double-overtime

*** denotes triple-overtime



YEAR BY YEAR RESULTS

1952-1953 SEASON STATISTICS

RECORD: 47-24 (.662) HOME: 32-2 AWAY: 10-19 NEUTRAL: 5-3 2ND EASTERN DIVISION

PLAYER	G	MIN	FG-FGA	PCT	FT-FTA	PCT	REB	AST	PF-DQ	PTS	AVG
Schayes	71	2668	375-1022	.367	512-619	.827	920	227	271-9	1262	17.8
Seymour	67	2684	306-798	.383	340-416	.817	246	294	210-3	952	14.2
King	71	2519	255-635	.402	284-442	.643	281	364	244-2	794	11.2
Rocha	69	2454	268-690	.388	234-310	.755	510	137	257-5	770	11.2
Gabor	69	1337	215-614	.350	217-284	.764	104	134	262-11	647	9.4
Lloyd	64	1806	156-453	.344	160-231	.693	444	64	241-6	472	7.4
Jorgensen	70	1355	145-436	.333	146-199	.734	236	76	247-7	436	6.2
Osterkorn	49	1016	85-262	.324	106-168	.631	217	61	129-2	276	5.6
Cervi, Al	38	301	31-71	.437	81-100	.810	22	28	90-2	143	3.8
Lochmueller, Bob	62	802	79-245	.322	74-122	.607	162	47	143-1	232	3.7
Brasco, James	10	111	11-48	.229	11-14	.786	15	12	18-1	33	3.3
NATIONALS	71	—	1942-5329	.364	2197-2950	.745	3472	1459	2132-49	6081	85.6
OPPONENTS	71	—	—	—	—	—	—	—	—	5775	81.3

1952-1953 GAME-BY-GAME RESULTS

DATE	W/L	NATS	OPP	TEAM	DATE	W/L	NATS	OPP	TEAM
11/01	L	84	86	*at Philadelphia	02/02	W	98	77	vs. Baltimore
11/02	W	117	91	Philadelphia	02/04	L	92	105	at Boston
11/08	L	83	106	at Boston	02/05	W	83	79	*Rochester
11/09	W	96	89	Minneapolis	02/08	W	98	89	Philadelphia
11/13	W	96	81	Boston	02/11	L	78	96	at Fort Wayne
11/15	L	91	97	*at Baltimore	02/12	L	81	91	at Minneapolis
11/16	W	84	78	Indianapolis	02/13	W	89	86	**at Indianapolis
11/20	W	92	73	Milwaukee	02/15	L	81	85	New York
11/22	L	68	98	at New York	02/17	W	84	65	vs. Boston
11/23	W	76	73	New York	02/19	W	82	72	Milwaukee
11/27	W	86	79	Rochester	02/21	L	73	84	at Rochester
11/29	W	87	74	at Baltimore	02/22	W	86	73	Philadelphia
11/30	W	78	66	Boston	02/24	W	74	63	vs. Philadelphia
12/04	W	78	70	at Fort Wayne	02/26	W	89	77	Fort Wayne
12/06	W	82	74	at Philadelphia	02/28	L	74	77	at Baltimore
12/07	W	71	67	Milwaukee	03/01	W	79	64	New York
12/08	L	89	101	at Milwaukee	03/03	L	70	75	at Milwaukee
12/09	W	87	70	at Indianapolis	03/04	W	75	73	**at Fort Wayne
12/09	L	79	82	at Minneapolis	03/05	W	94	91	Minneapolis
12/11	W	102	83	Philadelphia	03/06	L	66	75	vs. New York
12/14	L	93	98	*at New York	03/07	L	87	88	vs. Philadelphia
12/16	L	83	88	vs. Boston	03/08	W	98	91	Baltimore
12/18	L	77	91	at Boston	03/12	W	84	70	Boston
12/20	W	90	86	Boston	03/14	W	95	81	at New York
12/21	W	102	92	Baltimore	03/15	W	84	68	Indianapolis
12/25	W	81	76	*at Baltimore	03/17	W	72	68	Boston
12/27	W	84	73	Indianapolis					
12/29	L	93	106	at Rochester					
12/31	L	87	97	at Boston					
01/01	W	92	78	Fort Wayne					
01/03	L	77	85	*at New York					
01/04	W	93	68	Baltimore					
01/07	W	114	93	vs. New York					
01/08	W	75	67	Minneapolis					
01/10	W	87	77	vs. Philadelphia					
01/11	W	76	72	Philadelphia					
01/15	W	109	85	Rochester					
01/18	W	103	84	Baltimore					
01/22	W	87	75	Fort Wayne					
01/24	W	107	82	at Rochester					
01/25	L	62	97	New York					
01/27	L	72	76	at Indianapolis					
01/29	W	83	65	at Minneapolis					
01/30	L	68	84	at Milwaukee					
02/01	W	94	79	Baltimore					

* denotes overtime

** denotes double-overtime



YEAR BY YEAR RESULTS

1953-1954 SEASON STATISTICS

RECORD: 42-30 (.583) HOME: 26-6 AWAY: 11-18 NEUTRAL: 5-6 3RD EASTERN DIVISION

PLAYER	G	MIN	FG-FGA	PCT	FT-FTA	PCT	REB	AST	PF-DQ	PTS	AVG
Schayes	72	2655	370-973	.380	488-590	.827	870	214	232-4	1228	17.1
Seymour	71	2727	316-838	.377	299-368	.813	291	364	187-2	931	13.1
King	72	2370	280-744	.376	257-410	.627	268	272	179-2	817	11.3
Lloyd	72	2206	249-666	.374	156-209	.746	529	115	303-12	654	9.1
Gabor	61	1211	204-551	.370	139-194	.716	96	162	183-4	547	9.0
Osterkorn	70	2164	203-586	.346	209-361	.579	487	151	209-1	615	8.8
Kenville	72	1405	149-388	.384	136-182	.747	247	122	138-0	434	6.0
Lavoy*	68	1277	135-356	.379	94-129	.729	317	78	215-2	364	5.4
Neal	67	899	117-369	.317	78-132	.591	257	24	139-0	312	4.7
Govedarica	23	258	25-79	.316	25-37	.676	18	24	44-1	75	3.3
Masino**	27	181	26-62	.419	30-49	.612	28	22	44-0	82	3.0
Knostman	5	47	3-10	.300	7-11	.636	17	6	9-0	13	2.6
Earle	2	12	1-2	.500	2-4	.500	2	0	0-0	4	2.0
Novak	5	24	0-7	.000	1-2	.500	2	2	9-0	1	0.2
NATIONALS	72	—	2054-5579	.368	1905-2650	.719	3652	1541	1852-28	6013	83.5
OPPONENTS	72	—	—	—	—	—	—	—	—	5660	78.6

* Lavoy played with Milwaukee and Syracuse

** Masino played with Rochester and Syracuse

1953-1954 GAME-BY-GAME RESULTS

DATE	W/L	NATS	OPP	TEAM	DATE	W/L	NATS	OPP	TEAM
10/31	L	73	79	at Philadelphia	01/28	W	70	66	New York
11/01	W	85	61	Philadelphia	01/30	L	65	66	at New York
11/05	L	65	77	Minneapolis	01/31	W	114	70	New York
11/07	W	88	77	vs. Baltimore	02/03	L	70	82	vs. Philadelphia
11/08	W	85	66	Rochester	02/04	W	90	82	vs. New York
11/10	W	74	59	at Milwaukee	02/06	W	93	87	*Fort Wayne
11/12	L	74	78	at Fort Wayne	02/07	W	88	73	Milwaukee
11/14	L	66	77	at Boston	02/10	L	79	94	at Boston
11/15	W	69	61	Milwaukee	02/11	L	74	76	**at Philadelphia
11/19	W	79	76	Fort Wayne	02/13	L	78	81	at Rochester
11/21	L	67	68	at New York	02/14	W	111	91	Baltimore
11/22	L	80	84	*New York	02/16	L	77	95	vs. Philadelphia
11/24	W	89	80	at Rochester	02/18	W	91	77	Fort Wayne
11/25	L	58	66	vs. Baltimore	02/20	L	68	83	at Minneapolis
11/26	W	93	86	Boston	02/21	W	100	73	Minneapolis
11/28	L	80	91	vs. Boston	02/23	L	68	70	vs. Milwaukee
11/29	W	101	82	Baltimore	02/25	L	96	101	Boston
12/01	W	76	69	*at Milwaukee	02/26	W	68	62	at Milwaukee
12/03	L	74	87	vs. Minneapolis	02/28	L	85	91	Rochester
12/05	L	80	90	at Minneapolis	03/02	L	87	91	at Minneapolis
12/06	L	77	78	at Fort Wayne	03/04	W	86	63	at Fort Wayne
12/09	L	77	92	at Baltimore	03/06	W	88	77	Philadelphia
12/10	W	96	76	Milwaukee	03/07	W	103	77	Baltimore
12/12	L	85	90	at Rochester	03/10	W	85	77	at Baltimore
12/13	W	108	74	Boston	03/11	W	97	95	*Boston
12/19	W	90	83	at Boston	03/13	L	60	67	at New York
12/20	W	81	76	Minneapolis	03/14	W	113	83	New York
12/23	W	76	72	at Baltimore					
12/25	L	80	89	at New York					
12/27	W	96	75	Milwaukee					
12/30	W	96	89	vs. Boston					
12/31	W	86	81	Rochester					
01/01	L	92	95	at Boston					
01/02	W	74	66	at Philadelphia					
01/03	L	77	90	Philadelphia					
01/05	W	72	60	at Fort Wayne					
01/07	W	70	67	Fort Wayne					
01/10	W	77	73	Baltimore					
01/13	W	93	72	vs. New York					
01/14	W	96	71	Minneapolis					
01/16	W	95	93	***at Rochester					
01/17	W	84	81	Rochester					
01/23	L	91	98	at Baltimore					
01/24	L	78	80	Philadelphia					
01/26	W	79	75	vs. Philadelphia					

* denotes overtime

** denotes double-overtime

*** denotes triple-overtime



YEAR BY YEAR RESULTS

1954-1955 SEASON STATISTICS

RECORD: 43-29 (.597) HOME: 25-7 AWAY: 10-16 NEUTRAL: 8-6 1ST EASTERN DIVISION

PLAYER	G	MIN	FG-FGA	PCT	FT-FTA	PCT	REB	AST	PF-DQ	PTS	AVG
Schayes	72	2526	422-1103	.383	489-587	.833	887	213	247-6	1333	18.5
Seymour	72	2950	375-1036	.362	300-370	.811	300	483	167-0	1050	14.6
Rocha	72	2473	295-801	.368	222-284	.782	489	178	242-5	812	11.3
Kerr	72	1529	301-718	.419	152-223	.682	474	80	165-2	754	10.5
Lloyd	72	2212	286-784	.365	159-212	.750	553	151	283-4	731	10.2
Simmons*	36	862	137-384	.357	72-114	.632	220	61	109-2	346	9.6
King	67	2015	228-605	.377	140-229	.611	227	331	148-0	596	8.9
Kenville	70	1380	172-482	.357	154-201	.766	247	150	132-1	498	7.1
Farley	69	1113	136-353	.385	136-201	.677	167	111	145-1	408	5.9
Gabor	3	47	7-22	.318	3-5	.600	5	11	6-0	17	5.7
Tucker, Jim	20	287	39-116	.336	27-38	.711	97	12	50-0	105	5.3
Osterkorn, Wally	19	286	20-97	.206	16-32	.500	70	17	32-0	56	2.9
NATIONALS	72	—	2360-6343	.372	1837-2450	.750	3933	1778	1658-20	6557	91.1
OPPONENTS	72	—	—	—	—	—	—	—	—	6457	89.7

* Simmons played with Baltimore and Syracuse

1954-1955 GAME-BY-GAME RESULTS

DATE	W/L	NATS	OPP	TEAM	DATE	W/L	NATS	OPP	TEAM
10/31	L	94	97	Minneapolis	01/30	L	83	93	Philadelphia
11/06	L	84	107	at Boston	02/03	L	85	104	at Fort Wayne
11/07	W	97	80	Milwaukee	02/04	L	88	114	at Boston
11/11	W	88	86	at Fort Wayne	02/06	W	94	88	at Rochester
11/13	L	72	85	at Milwaukee	02/07	W	77	75	New York
11/14	L	92	99	at Minneapolis	02/08	W	115	88	vs. Boston
11/16	W	86	85	vs. Philadelphia	01/29	L	94	104	at Boston
11/18	W	91	82	Fort Wayne	02/10	W	85	81	Minneapolis
11/20	W	80	79	at Rochester	02/12	W	92	66	Milwaukee
11/21	W	110	104	Boston	02/13	W	88	87	Rochester
11/25	W	91	85	Milwaukee	02/14	W	82	81	vs. Milwaukee
11/27	W	80	74	at New York	02/17	W	107	93	Boston
11/28	W	79	77	New York	02/18	L	86	110	at Philadelphia
12/01	L	86	88	vs. New York	02/19	W	80	78	at New York
12/02	W	82	78	Rochester	02/20	W	104	84	New York
12/04	L	73	79	at Philadelphia	02/22	L	95	97	vs. Boston
12/05	W	89	72	Philadelphia	02/24	W	97	83	Rochester
12/07	W	88	81	vs. Philadelphia	02/27	W	105	77	Philadelphia
12/08	L	78	105	at Rochester	03/01	W	105	102	at New York
12/09	W	120	107	Boston	03/02	W	103	90	vs. Fort Wayne
12/11	L	90	94	at Boston	03/03	W	83	81	at Fort Wayne
12/12	L	87	96	Philadelphia	03/04	W	99	96	at Milwaukee
12/14	W	91	82	at New York	03/06	W	107	101	Philadelphia
12/15	L	81	88	vs. New York	03/09	L	97	100	at Rochester
12/18	L	83	86	at Minneapolis	03/10	L	93	96	vs. Minneapolis
12/19	W	108	93	Minneapolis	03/12	W	112	92	Fort Wayne
12/25	L	101	109	at New York	03/13	L	76	77	Milwaukee
12/26	W	97	92	*New York					
12/28	W	84	82	vs. Rochester					
12/29	L	70	72	at Philadelphia					
01/01	W	108	102	Boston					
01/02	L	79	91	Milwaukee					
01/06	L	106	117	Minneapolis					
01/08	W	100	97	at Minneapolis					
01/09	L	72	77	at Milwaukee					
01/11	L	82	93	Minneapolis					
01/13	W	100	83	Fort Wayne					
01/16	W	90	85	Rochester					
01/19	W	98	97	*vs. Philadelphia					
01/20	W	92	87	Boston					
01/23	L	89	98	New York					
01/25	L	66	69	vs. Fort Wayne					
01/26	W	107	99	vs. Philadelphia					
01/27	W	94	79	Fort Wayne					
01/28	L	90	101	at Boston					

* denotes overtime



YEAR BY YEAR RESULTS

1955-1956 SEASON STATISTICS

RECORD: 35-37 (.486)

HOME: 23-8

AWAY: 9-19

NEUTRAL: 3-10

3RD EASTERN DIVISION

PLAYER	G	MIN	FG-FGA	PCT	FT-FTA	PCT	REB	AST	PF-DQ	PTS	AVG
Schayes	72	2517	465-1202	.387	542-632	.858	891	200	251-9	1472	20.4
Kerr	72	2114	377-935	.403	207-316	.655	607	84	168-3	961	13.3
Seymour	57	1826	227-670	.339	188-233	.807	152	276	130-1	642	11.3
King	72	2343	284-763	.372	176-275	.640	250	410	150-2	744	10.3
Rocha	72	1883	250-692	.361	220-281	.783	416	131	244-6	720	10.0
Lloyd	72	1837	213-636	.335	186-241	.772	492	116	267-6	612	8.5
Conlin	66	1423	211-574	.368	121-178	.680	326	145	121-1	543	8.2
Kenville	72	1278	170-448	.379	195-257	.759	215	159	132-0	535	7.4
Farley	72	1429	168-451	.373	143-207	.691	165	151	154-2	479	6.7
Tucker	70	895	101-290	.348	66-83	.795	232	38	166-2	268	3.8
NATIONALS	72	—	2466-6661	.370	2044-2703	.756	4060	1710	1783-32	6976	96.9
OPPONENTS	72	—	—	—	—	—	—	—	—	6975	96.9

1955-1956 GAME-BY-GAME RESULTS

DATE	W/L	NATS	OPP	TEAM	DATE	W/L	NATS	OPP	TEAM
11/05	W	114	113	*Fort Wayne	02/01	L	77	83	at Rochester
11/06	L	80	83	at Rochester	02/02	W	97	89	Rochester
11/12	W	91	81	at St. Louis	02/04	W	103	94	at New York
11/13	L	79	93	at Fort Wayne	02/05	W	90	85	Fort Wayne
11/17	W	105	91	Minneapolis	02/06	L	98	99	at Fort Wayne
11/19	L	94	102	at Philadelphia	02/07	L	95	128	vs. Philadelphia
11/20	W	84	80	St. Louis	02/09	L	97	98	Boston
11/23	L	101	104	vs. Philadelphia	02/10	W	94	88	vs. New York
11/24	W	111	103	Boston	02/12	W	101	74	Rochester
11/26	L	99	100	at New York	02/17	W	91	86	vs. New York
11/27	W	85	74	New York	02/18	W	85	84	Fort Wayne
11/29	L	97	105	vs. Boston	02/19	W	118	98	New York
12/03	W	114	103	Minneapolis	02/21	W	108	107	**at New York
12/04	W	102	96	at Minneapolis	02/23	W	94	92	Fort Wayne
12/06	L	88	90	vs. Fort Wayne	02/24	L	103	116	vs. St. Louis
12/08	L	94	105	at Fort Wayne	02/26	L	85	87	Philadelphia
12/09	L	92	101	at Philadelphia	02/27	W	98	95	*at Fort Wayne
12/11	W	101	89	Boston	02/27	L	94	98	vs. Minneapolis
12/15	L	133	135	***Minneapolis	03/01	W	111	100	Boston
12/17	W	110	104	at Boston	03/03	L	96	102	at Philadelphia
12/18	W	99	79	Philadelphia	03/04	L	111	118	**New York
12/20	W	98	91	at New York	03/07	L	98	111	at Boston
12/25	W	111	96	Rochester	03/08	W	92	88	St. Louis
12/26	L	91	93	at Rochester	03/10	L	84	104	at New York
12/27	L	80	91	vs. Rochester	03/11	W	99	88	Philadelphia
12/29	L	83	112	at Philadelphia	03/12	W	97	92	vs. St. Louis
12/30	L	103	110	vs. Boston	03/14	L	103	122	at Boston
12/31	W	101	92	New York					
01/01	W	85	80	at Minneapolis					
01/02	W	84	82	at St. Louis					
01/04	L	87	88	Philadelphia					
01/07	L	99	105	*Boston					
01/08	L	91	99	at Minneapolis					
01/10	L	79	90	vs. Minneapolis					
01/12	W	93	78	St. Louis					
01/13	L	104	119	at Boston					
01/14	L	93	102	at Rochester					
01/15	W	99	88	Rochester					
01/19	W	122	100	Minneapolis					
01/21	L	96	100	vs. Boston					
01/22	L	105	109	St. Louis					
01/25	L	100	112	at Philadelphia					
01/26	W	100	89	Philadelphia					
01/28	L	85	93	at St. Louis					
01/29	L	95	99	*New York					

* denotes overtime

** denotes double-overtime

*** denotes triple-overtime



YEAR BY YEAR RESULTS

1956-1957 SEASON STATISTICS

RECORD: 38-34 (.528) HOME: 22-9 AWAY: 12-19 NEUTRAL: 4-6 2ND EASTERN DIVISION

PLAYER	G	MIN	FG-FGA	PCT	FT-FTA	PCT	REB	AST	PF-DQ	PTS	AVG
Schayes	72	2851	496-1308	.379	625-691	.904	1008	229	219-5	1617	22.5
Conlin	71	2250	335-896	.374	283-368	.769	430	205	170-0	953	13.4
Kerr	72	2191	333-827	.403	225-313	.719	807	90	190-3	891	12.4
Lloyd	72	1965	256-687	.373	134-179	.749	435	114	282-10	646	9.0
Palazzi*	63	1013	210-571	.368	136-175	.777	262	49	117-1	556	8.8
Harrison	66	1810	243-629	.386	93-130	.715	156	161	220-5	579	8.8
Bianchi	68	1577	199-567	.351	165-239	.690	227	106	198-5	563	8.3
Holup, Joe	71	1284	160-487	.329	204-253	.806	279	84	177-5	524	7.4
Hennessy, Larry	21	373	56-175	.320	23-32	.719	45	27	28-0	135	6.4
Seymour, Paul	65	1235	143-442	.324	101-123	.821	130	193	91-0	387	6.0
Hopkins, Bob	62	764	130-343	.379	94-126	.746	233	22	106-0	354	5.7
Schafer, Bob	11	167	19-66	.288	11-13	.846	11	15	16-0	49	4.5
Tucker, Jim	9	110	17-44	.386	0-1	.000	20	2	26-0	34	3.8
Savage, Don	5	55	6-19	.316	6-7	.857	7	2	7-0	18	3.6
Ray, Jim	4	43	2-11	.182	3-5	.600	5	3	4-0	7	1.8
Able, Forest	1	1	0-2	.000	0-0	.000	1	1	1-0	0	0.0
NATIONALS	72	—	2550-6915	.369	2075-2613	.794	4350	1282	1809-34	7175	99.7
OPPONENTS	72	—	—	—	—	—	—	—	—	7277	101.1

* Palazzi played with Boston and Syracuse

1956-1957 GAME-BY-GAME RESULTS

DATE	W/L	NATS	OPP	TEAM	DATE	W/L	NATS	OPP	TEAM
10/27	W	109	103	**vs. Philadelphia	01/30	W	119	116	at Boston
10/28	W	91	75	Rochester	01/31	W	105	104	Boston
11/03	W	75	73	at St. Louis	02/02	L	100	107	at Philadelphia
11/04	L	76	78	St. Louis	02/03	W	104	95	Ft. Wayne
11/10	L	76	90	at Rochester	02/05	L	101	105	vs. Boston
11/11	L	83	94	Boston	02/06	L	100	119	vs. New York
11/15	L	96	103	Minneapolis	02/07	W	112	110	St. Louis
11/17	L	96	109	at Philadelphia	02/09	W	101	89	at New York
11/18	W	99	97	Philadelphia	02/10	W	102	100	New York
11/20	L	81	104	at St. Louis	02/11	L	101	107	at St. Louis
11/22	L	78	111	at Minneapolis	02/14	L	95	104	Rochester
11/24	L	99	114	at Boston	02/17	W	116	106	Boston
11/27	L	82	90	vs. Rochester	02/21	W	92	86	Philadelphia
11/29	L	87	92	Ft. Wayne	02/23	W	103	101	at Minneapolis
12/01	L	100	117	at New York	02/24	W	109	93	Rochester
12/02	W	110	100	New York	02/25	L	102	108	at Ft. Wayne
12/04	W	97	96	*at Fort Wayne	02/26	W	120	108	at Minneapolis
12/06	L	92	104	at Ft. Wayne	02/27	W	108	93	vs. St. Louis
12/07	L	97	105	vs. Ft. Wayne	02/28	W	123	112	Ft. Wayne
12/09	W	116	110	Boston	03/02	L	85	98	at Philadelphia
12/15	L	108	117	Philadelphia	03/03	W	112	86	Philadelphia
12/16	W	101	91	St. Louis	03/05	W	99	92	at New York
12/23	W	107	97	Minneapolis	03/06	L	93	100	New York
12/25	L	93	98	at Rochester	03/07	L	94	99	vs. New York
12/27	L	95	102	at St. Louis	03/09	W	104	102	Boston
12/29	W	104	103	*at Philadelphia	03/10	W	94	92	at Boston
12/30	L	92	105	at Boston	03/13	L	81	114	at Ft. Wayne
01/01	W	106	102	New York					
01/03	L	111	126	at New York					
01/04	W	116	106	vs. Boston					
01/06	W	128	123	Philadelphia					
01/09	L	86	93	at Minneapolis					
01/10	L	110	118	Minneapolis					
01/12	W	97	88	at Rochester					
01/13	W	91	85	Rochester					
01/17	W	108	103	at Philadelphia					
01/18	L	94	96	vs. Philadelphia					
01/19	L	96	104	St. Louis					
01/20	W	101	98	Ft. Wayne					
01/22	L	88	90	at New York					
01/23	L	108	140	at Boston					
01/24	W	115	97	New York					
01/26	W	99	95	at Rochester					
01/27	W	94	93	Minneapolis					
01/28	W	112	96	vs. Minneapolis					

* denotes overtime
** denotes double-overtime



YEAR BY YEAR RESULTS

1957-1958 SEASON STATISTICS

RECORD: 41-31 (.569)

HOME: 26-5

AWAY: 9-21

NEUTRAL: 6-5

2ND EASTERN DIVISION

PLAYER	G	MIN	FG-FGA	PCT	FT-FTA	PCT	REB	AST	PF-DQ	PTS	AVG
Schayes	72	2918	581-1458	.398	629-696	.904	1022	224	244-6	1791	24.9
Kerr	72	2384	407-1020	.399	280-422	.664	963	88	197-4	1094	15.2
Conlin	60	1871	343-877	.391	215-270	.796	436	133	168-2	901	15.0
Costello	72	2746	378-888	.426	320-378	.847	378	317	246-3	1076	14.9
Palazzi	67	1001	228-579	.394	123-171	.719	243	42	125-0	579	8.6
Bianchi	69	1421	215-625	.344	140-205	.683	221	114	188-4	570	8.3
Hopkins	69	1224	221-554	.399	123-161	.764	392	45	162-5	565	8.2
Harrison	72	1799	210-604	.348	97-122	.795	166	169	200-1	517	7.2
Lloyd	61	1045	119-359	.331	79-106	.745	287	60	179-3	317	5.2
Holup*	53	740	91-278	.327	71-94	.755	221	36	99-2	253	4.8
Seymour	64	763	107-315	.340	53-63	.841	107	93	88-0	267	4.2
NATIONALS	72	—	2823-7336	.385	2075-2617	.793	4895	1298	1820-28	7721	107.2
OPPONENTS	72	—	—	—	—	—	—	—	—	7564	105.1

* Holup played with Syracuse (16 games) and Detroit (37 games)

1957-1958 GAME-BY-GAME RESULTS

DATE	W/L	NATS	OPP	TEAM	DATE	W/L	NATS	OPP	TEAM
10/25	W	103	85	Philadelphia	01/23	W	101	88	at Philadelphia
10/26	L	100	110	at Cincinnati	01/25	W	112	100	Boston
11/01	W	113	100	Minneapolis	01/26	L	95	118	at Boston
11/02	L	83	107	at Boston	01/28	W	110	102	at New York
11/03	L	95	113	vs. Boston	01/30	L	83	87	vs. Detroit
11/05	L	101	115	at St. Louis	02/01	W	97	91	at Minneapolis
11/08	L	99	104	New York	02/02	W	102	100	at St. Louis
11/14	W	97	94	at Philadelphia	02/04	L	113	118	at Detroit
11/15	W	91	86	St. Louis	02/07	W	105	102	vs. New York
11/16	L	101	118	at St. Louis	02/08	L	102	103	St. Louis
11/17	W	110	98	at Minneapolis	02/09	W	123	98	Boston
11/22	L	98	102	Cincinnati	02/11	W	84	76	vs. Boston
11/23	W	119	115	at New York	02/12	L	101	119	at Boston
11/27	W	92	87	Philadelphia	02/13	W	108	98	Philadelphia
11/28	L	98	102	at Philadelphia	02/16	W	113	105	Cincinnati
11/30	L	112	118	at Boston	02/18	L	98	120	at Detroit
12/01	W	118	109	Boston	02/19	W	116	110	New York
12/03	W	119	96	vs. Philadelphia	02/20	L	97	110	vs. Philadelphia
12/06	W	118	91	Detroit	02/22	L	112	115	at New York
12/07	L	113	121	at Minneapolis	02/23	W	101	92	St. Louis
12/10	W	114	104	vs. Minneapolis	02/26	W	119	90	Minneapolis
12/11	L	95	110	at Minneapolis	02/27	L	91	97	at Philadelphia
12/14	W	104	100	vs. Cincinnati	03/02	L	100	107	Boston
12/15	W	109	83	Cincinnati	03/05	W	102	91	New York
12/17	L	117	123	at New York	03/07	L	100	102	at St. Louis
12/20	W	122	113	at Cincinnati	03/09	W	111	90	Detroit
12/21	L	136	146	vs. St. Louis	03/12	W	110	99	Philadelphia
12/22	W	119	93	Detroit					
12/25	W	134	130	*New York					
12/26	W	104	100	vs. Cincinnati					
12/28	L	111	117	at Detroit					
12/29	W	105	97	Philadelphia					
01/01	W	120	109	Minneapolis					
01/02	L	98	131	vs. New York					
01/04	W	115	106	Boston					
01/05	W	111	96	at Philadelphia					
01/08	L	107	109	at Detroit					
01/09	W	127	122	Minneapolis					
01/11	L	100	105	at Cincinnati					
01/12	W	135	109	Detroit					
01/16	W	112	96	St. Louis					
01/17	L	99	120	at Boston					
01/18	L	120	123	at New York					
01/19	W	112	108	New York					
01/22	L	109	115	Cincinnati					

* denotes overtime



YEAR BY YEAR RESULTS

1958-1959 SEASON STATISTICS

RECORD: 35-37 (.486) HOME: 19-12 AWAY: 12-17 NEUTRAL: 4-8 3RD EASTERN DIVISION

PLAYER	G	MIN	FG-FGA	PCT	FT-FTA	PCT	REB	AST	PF-DQ	PTS	AVG
Schayes	72	2645	504-1304	.387	526-609	.864	962	178	280-9	1534	21.3
Yardley*	61	1839	446-1042	.428	317-407	.779	431	65	159-2	1209	19.8
Kerr	72	2671	502-1139	.441	281-367	.766	1008	142	183-1	1285	17.8
Costello	70	2750	414-948	.437	280-349	.802	365	379	263-7	1108	15.8
Conlin**	72	1955	329-891	.369	197-274	.719	394	132	188-6	855	11.9
Greer	68	1625	308-679	.454	137-176	.778	196	101	189-1	753	11.1
Bianchi	72	1779	285-756	.377	149-206	.723	199	159	260-8	719	10.0
Hopkins	67	1518	246-611	.403	176-234	.752	436	67	181-5	668	10.0
Palazzi	71	1053	240-612	.392	115-158	.728	266	67	174-5	595	8.4
Dempsey***	57	694	92-215	.428	81-106	.764	160	68	95-0	265	4.6
Dierking, Connie	64	726	105-260	.404	83-140	.593	233	34	148-2	293	4.6
Seymour	21	266	32-98	.327	26-29	.897	39	36	25-0	90	4.3
Kearns	1	7	1-1	1.000	0-0	.000	0	0	1-0	2	2.0
NATIONALS	72	—	3050-7490	.407	2046-2642	.774	4900	1340	1961-44	8146	113.1
OPPONENTS	72	—	—	—	—	—	—	—	—	7855	109.1

* Yardley played with Detroit (46 games) and Syracuse (15 games)

** Conlin played with Detroit (15 games) and Syracuse (57 games)

*** Dempsey played with Philadelphia (23 games) and Syracuse (34 games)

1958-1959 GAME-BY-GAME RESULTS

DATE	W/L	NATS	OPP	TEAM	DATE	W/L	NATS	OPP	TEAM
10/19	W	103	94	Detroit	01/27	W	121	107	at Detroit
10/25	L	109	110	Philadelphia	01/28	L	109	112	at Minneapolis
11/01	W	130	108	Cincinnati	01/29	W	117	91	vs. Minneapolis
11/05	L	115	117	Boston	01/31	L	117	119	vs. New York
11/08	W	103	98	at Philadelphia	02/01	L	137	139	*at Boston
11/09	W	101	97	Minneapolis	02/03	L	114	115	at New York
11/12	W	116	115	at Cincinnati	02/04	L	11	113	St. Louis
11/14	W	111	109	at Detroit	02/05	L	98	111	vs. New York
11/15	L	92	96	New York	02/06	W	122	103	vs. Detroit
11/18	W	120	94	at St. Louis	02/08	W	113	104	New York
11/20	L	102	121	at Minneapolis	02/09	L	94	99	vs. St. Louis
11/22	L	99	114	at New York	02/11	L	114	118	*Detroit
11/23	L	107	110	at Philadelphia	02/14	L	121	124	at Boston
11/26	L	107	112	St. Louis	02/15	W	121	101	Philadelphia
11/27	L	98	107	at St. Louis	02/19	W	113	105	Boston
11/28	L	93	101	at Detroit	02/21	L	112	113	at Philadelphia
11/29	L	105	108	Minneapolis	02/22	W	139	108	Detroit
12/04	L	114	116	vs. Boston	02/24	L	109	113	vs. Cincinnati
12/06	W	101	92	at Boston	02/26	W	130	111	St. Louis
12/07	W	108	104	Boston	02/27	L	113	128	at St. Louis
12/09	W	106	90	vs. Philadelphia	03/01	W	140	115	New York
12/10	W	97	94	at Cincinnati	03/03	W	127	120	at New York
12/11	W	101	99	*at Minneapolis	03/04	L	114	120	at Boston
12/13	W	115	110	Philadelphia	03/05	W	142	118	Boston
12/14	W	101	95	at Detroit	03/06	L	114	118	vs. Philadelphia
12/16	L	104	108	vs. Boston	03/08	W	133	103	Philadelphia
12/20	L	120	121	*Cincinnati	03/11	L	130	132	*St. Louis
12/21	L	94	108	at New York					
12/27	L	102	106	New York					
12/29	L	105	107	at Boston					
12/30	L	113	118	vs. Minneapolis					
01/01	L	105	106	Minneapolis					
01/02	W	117	107	at Philadelphia					
01/04	W	118	94	Detroit					
01/06	L	108	118	at New York					
01/07	W	111	99	Philadelphia					
01/08	W	145	138	***at Cincinnati					
01/11	W	127	110	Cincinnati					
01/14	W	119	104	vs. Philadelphia					
01/15	W	111	105	Minneapolis					
01/16	L	89	102	at St. Louis					
01/18	L	118	120	New York					
01/21	W	134	112	Boston					
01/24	W	123	102	Cincinnati					
01/25	L	104	109	at Cincinnati					

* denotes overtime

*** denotes double-overtime



YEAR BY YEAR RESULTS

1959-1960 SEASON STATISTICS

RECORD: 45-30 (.600) HOME: 26-4 AWAY: 11-19 NEUTRAL: 8-7 3RD EASTERN DIVISION

PLAYER	G	MIN	FG-FGA	PCT	FT-FTA	PCT	REB	AST	PF-DQ	PTS	AVG
Schayes	75	2741	578-1440	.401	533-597	.893	959	256	263-10	1689	22.5
Yardley	73	2402	546-1205	.453	381-467	.816	579	122	227-3	1473	20.2
Kerr	75	2372	436-1111	.392	233-310	.752	913	167	207-4	1105	14.7
Costello	71	2469	372-822	.453	249-289	.862	388	449	234-4	993	14.0
Greer	70	1979	388-815	.476	148-189	.783	303	188	208-4	924	13.2
Barnett	57	1235	289-701	.412	128-180	.711	155	160	98-0	706	12.4
Selvy*	62	1308	205-521	.393	153-208	.736	175	111	101-1	563	9.1
Hopkins	75	1616	257-660	.389	136-174	.782	465	55	193-4	650	8.7
Bianchi	69	1256	211-576	.366	109-155	.703	179	169	231-5	531	7.7
Dierking	71	1119	192-526	.365	108-188	.574	456	54	168-4	492	6.9
Cable*	57	715	109-290	.376	44-67	.657	225	39	93-1	262	4.6
Palazzi	7	70	13-41	.317	4-8	.500	14	3	7-0	30	4.3
Ray	4	21	1-6	.167	0-0	.000	0	2	3-0	2	0.5
Seymour	4	7	0-4	.000	0-0	.000	1	0	1-0	0	0.0
NATIONALS	75	—	3406-8135	.419	2105-2687	.783	5404	1776	1940-39	8917	118.9
OPPONENTS	75	—	—	—	—	—	—	—	—	8730	116.4

* Selvy played with Minneapolis (43 games) and Syracuse (19 games)

** Cable played with Detroit (7 games) and Syracuse (50 games)

1959-1960 GAME-BY-GAME RESULTS

DATE	W/L	NATS	OPP	TEAM	DATE	W/L	NATS	OPP	TEAM
10/24	L	109	121	Boston	01/20	L	123	129	Philadelphia
10/28	L	102	117	at Detroit	01/23	L	121	130	at Boston
10/30	W	136	127	at Cincinnati	01/24	L	110	131	Boston
10/31	W	117	108	Minneapolis	01/26	L	114	121	vs. Detroit
11/04	L	113	124	at Philadelphia	01/27	W	144	108	at Detroit
11/07	L	101	103	vs. Cincinnati	01/29	W	119	112	at Minneapolis
11/08	W	118	107	Detroit	01/31	L	110	117	at St. Louis
11/12	W	113	104	at New York	02/02	W	119	102	at New York
11/14	W	116	108	New York	02/04	W	137	110	Philadelphia
11/17	W	121	116	vs. Cincinnati	02/05	L	100	124	at Boston
11/18	W	138	103	Boston	02/06	L	126	129	at Philadelphia
11/20	L	101	114	at Boston	02/07	W	135	112	Cincinnati
11/21	W	116	107	Philadelphia	02/09	W	117	111	vs. Cincinnati
11/22	L	103	114	vs. Philadelphia	02/10	W	110	109	vs. Minneapolis
11/24	W	120	107	at New York	02/11	W	116	109	New York
11/25	W	100	93	at Minneapolis	02/14	W	121	119	Minneapolis
11/26	L	95	112	at St. Louis	02/16	L	116	125	at New York
11/28	W	111	105	at Cincinnati	02/17	L	116	123	at Philadelphia
12/01	L	101	106	vs. St. Louis	02/18	W	136	122	Philadelphia
12/02	W	130	121	St. Louis	02/20	W	126	121	vs. New York
12/05	W	108	95	Minneapolis	02/21	W	122	120	Detroit
12/09	W	93	89	vs. Minneapolis	02/23	L	133	135	at Cincinnati
12/10	L	86	96	vs. Minneapolis	02/24	L	110	128	at Detroit
12/11	L	121	152	at New York	02/25	W	110	105	St. Louis
12/13	W	150	121	Philadelphia	02/27	W	114	111	New York
12/16	W	116	113	New York	03/01	W	124	121	at New York
12/19	L	112	120	at Detroit	03/03	W	149	108	Boston
12/20	L	127	132	Boston	03/05	W	132	115	New York
12/25	L	121	129	vs. Philadelphia	03/06	L	117	126	at Boston
12/26	W	117	104	St. Louis	03/09	W	137	126	Philadelphia
12/28	L	106	120	at St. Louis					
12/30	W	131	127	at Cincinnati					
01/01	W	109	98	at Minneapolis					
01/03	W	114	113	Boston					
01/04	L	120	127	at Boston					
01/05	W	145	143	*vs. Boston					
01/07	W	132	114	Cincinnati					
01/08	W	118	107	vs. Detroit					
01/09	L	112	119	at Philadelphia					
01/10	W	108	103	Detroit					
01/12	W	127	120	vs. Boston					
01/13	L	131	132	*vs. Philadelphia					
01/14	W	119	112	St. Louis					
01/15	L	140	141	*at St. Louis					
01/17	W	129	117	New York					

* denotes overtime



YEAR BY YEAR RESULTS

1960-1961 SEASON STATISTICS

RECORD: 38-41 (.481)

HOME: 19-9

AWAY: 8-21

NEUTRAL: 11-11

3RD EASTERN DIVISION

PLAYER	G	MIN	FG-FGA	PCT	FT-FTA	PCT	REB	AST	PF-DQ	PTS	AVG
Schayes	79	3007	594-1595	.372	680-783	.868	960	296	296-9	1868	23.6
Greer	79	2763	623-1381	.451	305-394	.774	455	302	242-0	1551	19.6
Barnett	78	2070	540-1194	.452	240-337	.712	283	218	169-0	1320	16.9
Costello	75	2167	407-844	.482	270-338	.799	292	413	286-9	1084	14.5
Gambee	79	2090	397-947	.419	291-352	.827	581	101	276-6	1085	13.7
Kerr	79	2676	419-1056	.397	218-299	.729	951	199	230-4	1056	13.4
Cable	75	1642	266-574	.463	73-108	.676	469	85	246-1	605	8.1
Bianchi	52	667	118-342	.345	60-87	.690	105	93	137-5	296	5.7
Halbrook	79	1131	155-463	.335	76-140	.543	550	31	262-9	386	4.9
Roberts	68	800	130-351	.370	62-104	.596	243	43	125-0	322	4.7
Ramsey, Cal	2	27	2-11	.182	2-4	.500	7	3	7-0	6	3.0
Beck, Ernie *	10	82	10-29	.345	6-7	.857	23	15	10-0	26	2.6
NATIONALS	79	—	3654-8746	.418	2278-2948	.773	5726	1824	2279-43	9586	121.3
OPPONENTS	79	—	—	—	—	—	—	—	—	9416	119.2

* Beck played with St. Louis (7 games) and Syracuse (3 games)

1960-1961 GAME-BY-GAME RESULTS

DATE	W/L	NATS	OPP	TEAM	DATE	W/L	NATS	OPP	TEAM
10/22	L	123	133	Philadelphia	01/22	W	112	109	vs. Los Angeles
10/25	L	100	123	at St. Louis	01/24	L	107	116	at Los Angeles
10/27	L	140	143	*at Cincinnati	01/25	L	112	117	at Los Angeles
10/29	W	125	118	Los Angeles	01/27	W	138	126	at Cincinnati
11/05	L	110	112	at Los Angeles	01/29	L	108	125	at St. Louis
11/06	L	113	119	vs. Los Angeles	01/31	W	122	106	at New York
11/11	L	108	112	at New York	02/01	L	113	122	Philadelphia
11/12	W	128	117	New York	02/03	L	118	121	at Detroit
11/16	W	124	87	Cincinnati	02/04	L	104	111	vs. Detroit
11/17	W	106	105	at Philadelphia	02/05	W	129	115	Cincinnati
11/19	L	94	114	Boston	02/08	W	130	108	Boston
11/23	L	115	122	at Detroit	02/09	W	136	126	at Philadelphia
11/24	L	97	132	at St. Louis	02/11	W	141	111	vs. Detroit
11/26	L	110	129	at Boston	02/12	W	148	122	Detroit
11/29	W	129	105	vs. Cincinnati	02/15	L	127	129	*at New York
11/30	W	135	126	vs. St. Louis	02/16	W	132	120	New York
12/01	W	137	126	at Cincinnati	02/17	W	115	113	vs. Detroit
12/03	W	130	113	New York	02/18	W	129	110	vs. Philadelphia
12/06	L	107	113	vs. Philadelphia	02/19	L	106	116	Boston
12/07	W	142	134	at Boston	02/20	W	126	121	vs. Los Angeles
12/09	L	118	131	vs. St. Louis	02/21	W	123	118	vs. Detroit
12/10	W	117	107	at Detroit	02/23	W	144	116	St. Louis
12/11	W	132	121	Philadelphia	02/24	L	128	144	at Boston
12/13	W	107	105	vs. Cincinnati	02/26	W	126	110	New York
12/15	L	105	115	vs. Boston	03/01	W	149	128	Philadelphia
12/18	L	103	104	at St. Louis	03/02	L	110	114	vs. Los Angeles
12/20	L	112	122	at New York	03/03	L	116	123	vs. Philadelphia
12/25	W	162	100	New York	03/04	L	115	116	at Philadelphia
12/26	L	112	133	at St. Louis	03/05	L	114	125	Los Angeles
12/27	L	124	129	at Cincinnati	03/07	L	113	114	at New York
12/28	W	115	113	Los Angeles	03/08	L	127	136	at Boston
12/30	L	112	121	vs. Detroit	03/09	W	129	119	St. Louis
01/01	L	96	113	Boston	03/11	L	116	126	at Boston
01/02	L	125	126	vs. Cincinnati	03/12	L	134	136	*Boston
01/03	W	129	104	New York					
01/04	L	126	134	Cincinnati					
01/05	L	127	139	at Philadelphia					
01/07	L	117	120	vs. New York					
01/08	W	128	115	Detroit					
01/11	W	133	128	St. Louis					
01/12	L	118	124	*vs. Boston					
01/13	W	106	105	vs. New York					
01/15	W	116	113	Philadelphia					
01/18	W	129	118	vs. Philadelphia					
01/21	W	127	124	Boston					

* denotes overtime



YEAR BY YEAR RESULTS

1961-1962 SEASON STATISTICS

RECORD: 41-39 (.513) HOME: 18-10 AWAY: 11-19 NEUTRAL: 12-10 3RD EASTERN DIVISION

PLAYER	G	MIN	FG-FGA	PCT	FT-FTA	PCT	REB	AST	PF-DQ	PTS	AVG
Greer	71	2705	644-1442	.447	331-404	.819	524	313	252-2	1619	22.8
Shaffer	75	2083	514-1180	.436	239-310	.771	511	99	266-6	1267	16.9
Gambee	80	2301	477-1126	.424	384-470	.817	631	114	275-10	1338	16.7
Kerr	80	2768	541-1220	.443	222-302	.735	1176	243	272-7	1304	16.3
Schayes	56	1480	268-751	.357	286-319	.897	439	120	167-4	822	14.7
Costello	63	1854	310-726	.427	247-295	.837	245	359	220-5	867	13.8
Bianchi	80	1925	336-847	.397	154-221	.697	281	263	232-5	826	10.3
Roberts	80	1642	243-619	.393	129-194	.665	538	50	230-4	615	7.7
Halbrook	64	908	152-422	.360	96-151	.636	399	33	179-7	400	6.3
Neumann	77	1265	172-401	.429	133-172	.773	194	176	203-3	477	6.2
Graboski*	38	468	77-221	.348	39-65	.600	154	28	62-0	193	5.1
Osborne	4	21	1-8	.125	3-4	.750	9	1	3-0	5	1.3
NATIONALS	80	—	3706-8885	.417	2246-2890	.777	5759	1791	2344-53	9568	119.6
OPPONENTS	80	—	—	—	—	—	—	—	—	9473	118.4

* Graboski played with St. Louis (3 games), Chicago (12 games) and Syracuse (23 games)

1961-1962 GAME-BY-GAME RESULTS

DATE	W/L	NATS	OPP	TEAM	DATE	W/L	NATS	OPP	TEAM
10/21	W	123	103	Chicago	01/18	W	118	111	vs. Chicago
10/26	L	107	110	vs. St. Louis	01/19	L	103	128	at Boston
10/27	W	126	122	at Philadelphia	01/20	L	101	107	Boston
10/28	L	113	119	Philadelphia	01/21	L	132	139	*vs. Philadelphia
10/29	L	132	139	at Cincinnati	01/23	L	107	115	at St. Louis
10/31	W	107	99	at St. Louis	01/24	L	102	111	at Detroit
11/03	L	94	106	St. Louis	01/25	L	100	101	vs. Detroit
11/04	L	107	127	at Boston	01/27	W	107	102	at Chicago
11/09	L	108	151	at Philadelphia	01/28	L	131	139	at Cincinnati
11/11	W	135	109	New York	01/31	W	138	109	New York
11/14	L	115	119	vs. Cincinnati	02/02	W	135	101	vs. St. Louis
11/15	W	114	102	vs. New York	02/03	W	134	112	Philadelphia
11/18	W	148	130	Philadelphia	02/04	L	117	128	at Philadelphia
11/22	L	109	110	vs. New York	02/06	W	127	123	vs. Chicago
11/23	W	117	99	vs. Cincinnati	02/08	W	122	110	Boston
11/24	L	125	127	Cincinnati	02/09	L	111	120	at New York
11/25	L	108	141	at St. Louis	02/11	W	132	116	Detroit
11/28	W	121	111	vs. Los Angeles	02/15	L	121	126	at Chicago
11/29	W	136	122	at Cincinnati	02/16	W	132	106	vs. Chicago
12/01	L	100	118	at New York	02/17	W	136	127	vs. Chicago
12/02	W	132	118	Chicago	02/18	W	141	126	New York
12/04	L	120	131	at Los Angeles	02/21	W	150	109	Philadelphia
12/05	L	120	125	vs. Los Angeles	02/22	L	106	134	vs. Boston
12/06	L	121	123	*at Los Angeles	02/23	L	107	121	at Boston
12/08	L	111	123	at Boston	02/24	W	120	117	vs. New York
12/09	L	102	106	Boston	02/25	L	106	110	Boston
12/12	W	126	124	at New York	02/27	W	130	120	at New York
12/13	L	126	136	Cincinnati	03/01	W	137	108	Cincinnati
12/14	L	125	136	at Philadelphia	03/03	W	128	114	at Detroit
12/16	W	128	123	vs. Los Angeles	03/04	L	115	124	Los Angeles
12/19	W	124	111	vs. Detroit	03/07	W	129	126	St. Louis
12/25	L	122	127	Boston	03/10	W	128	111	Detroit
12/26	L	111	118	vs. Philadelphia	03/11	W	149	130	Philadelphia
12/27	L	111	119	vs. Los Angeles	03/13	L	110	142	at Boston
12/28	L	114	121	Los Angeles	03/14	L	102	105	at Detroit
12/30	W	109	108	Detroit					
01/01	W	110	106	at Cincinnati					
01/02	W	127	102	at Chicago					
01/05	L	135	138	*vs. Detroit					
01/06	W	120	102	Chicago					
01/07	W	123	116	at New York					
01/09	W	129	120	at Philadelphia					
01/10	W	134	122	St. Louis					
01/13	W	127	117	vs. Boston					
01/14	W	141	118	New York					

* denotes overtime



YEAR BY YEAR RESULTS

1962-1963 SEASON STATISTICS

RECORD: 45-30 (.600) HOME: 26-4 AWAY: 11-19 NEUTRAL: 12-8 2ND EASTERN DIVISION

PLAYER	G	MIN	FG-FGA	PCT	FT-FTA	PCT	REB	AST	PF-DQ	PTS	AVG
Greer, Hal	80	2631	600-1293	.464	362-434	.834	457	275	286-4	1562	19.5
Shaffer, Lee	80	2392	597-1393	.429	294-375	.784	524	97	249-5	1488	18.6
Kerr, Red	80	2561	507-1069	.474	241-320	.753	1039	214	208-3	1255	15.7
Walker, Chet	78	1992	352-751	.469	253-362	.699	561	83	220-3	957	12.3
Gambee, Dave	60	1234	235-537	.438	199-238	.836	289	48	190-2	669	11.2
Costello, Larry	78	2066	285-660	.432	288-327	.881	237	334	263-4	858	11.0
Shayes, Dolph	66	1438	223-575	.388	181-206	.879	375	175	177-2	627	9.5
Chappell, Len	80	1241	281-604	.465	148-238	.622	461	56	171-1	710	8.9
Bianchi, Al	61	1159	202-476	.424	120-164	.732	134	170	165-2	524	8.6
Neumann, Paul	80	1581	237-503	.471	181-222	.815	200	227	221-5	655	8.2
Roberts, Joe	33	466	73-196	.372	35-51	.686	155	16	66-1	181	5.5
Warley, Ben	26	206	50-111	.450	25-35	.714	86	4	42-1	125	4.8
Meriwether, Porter	31	268	48-122	.393	23-33	.697	29	43	19-0	119	3.8
NATIONALS	80	—	3690-8300	.445	2350-3005	.782	5511	1842	2179-33	9730	121.6
OPPONENTS	80	—	—	—	—	—	—	—	—	9247	115.6

* Beck played with St. Louis (7 games) and Syracuse (3 games)

1962-1963 GAME-BY-GAME RESULTS

DATE	W/L	NATS	OPP	TEAM	DATE	W/L	NATS	OPP	TEAM
10/20	W	108	102	Los Angeles	01/23	L	94	104	at Chicago
10/23	W	123	119	at New York	01/25	L	114	122	vs. Los Angeles
10/26	W	130	112	Chicago	01/26	W	116	110	at San Francisco
10/27	L	98	118	at Boston	01/27	W	119	110	at San Francisco
10/31	W	126	108	vs. St. Louis	01/29	L	105	123	at St. Louis
11/03	W	130	111	Cincinnati	01/31	W	112	100	St. Louis
11/09	W	101	93	St. Louis	02/01	W	125	111	at Boston
11/14	L	120	125	at Cincinnati	02/02	W	117	113	vs. Cincinnati
11/15	W	120	98	vs. Los Angeles	02/03	L	115	125	Cincinnati
11/16	W	113	105	Boston	02/05	W	120	100	at New York
11/17	L	107	113	at St. Louis	02/06	W	126	109	Boston
11/18	W	110	107	vs. Chicago	02/08	W	162	135	at Detroit
11/21	W	122	120	at Detroit	02/09	W	122	116	vs. New York
11/22	W	130	120	vs. Boston	02/10	W	139	115	San Francisco
11/23	L	110	116	at New York	02/12	L	100	128	at St. Louis
11/24	W	137	126	New York	02/13	L	122	124	vs. Cincinnati
11/27	L	105	120	at St. Louis	02/14	W	136	117	Chicago
11/29	W	112	85	at Chicago	02/15	L	114	123	vs. Boston
11/30	L	117	130	at Cincinnati	02/17	W	143	124	Detroit
12/01	L	110	129	at Boston	02/19	W	118	110	vs. Chicago
12/04	L	129	130	vs. Detroit	02/20	W	128	109	Cincinnati
12/07	W	149	129	vs. Chicago	02/21	L	91	108	at Chicago
12/08	W	102	97	Boston	02/22	L	117	126	at Detroit
12/09	W	117	114	vs. Los Angeles	02/24	W	143	126	New York
12/11	L	124	136	at San Francisco	02/27	W	122	111	Los Angeles
12/12	L	120	126	at Los Angeles	02/28	W	132	124	vs. New York
12/16	W	144	137	at San Francisco	03/02	W	152	128	Detroit
12/17	L	114	121	at Los Angeles	03/03	W	127	123	at Detroit
12/19	L	120	129	at Cincinnati	03/05	W	131	121	at New York
12/22	L	118	123	San Francisco	03/07	W	129	118	New York
12/25	W	123	111	at New York	03/10	W	163	148	San Francisco
12/27	W	128	92	New York	03/12	W	130	106	at Chicago
12/28	L	117	124	vs. San Francisco	03/13	L	114	128	at Cincinnati
12/29	L	123	132	Los Angeles	03/16	L	121	125	Boston
01/02	W	120	95	St. Louis	03/17	L	116	125	at Boston
01/03	L	115	123	vs. New York					
01/05	W	136	117	vs. Cincinnati					
01/06	W	114	102	Chicago					
01/08	W	119	116	vs. Cincinnati					
01/09	L	112	116	Cincinnati					
01/11	L	117	134	at Boston					
01/12	L	115	146	vs. Detroit					
01/13	W	148	114	Detroit					
01/19	W	149	148	*Boston					
01/22	L	93	113	vs. St. Louis					

* denotes overtime



YEAR BY YEAR RESULTS

1963-1964 SEASON STATISTICS

RECORD 34-46 (.425) HOME: 18-12 AWAY 12-22 NEUTRAL: 4-12 3RD EASTERN DIVISION

PLAYER	G	MIN	FG-FGA	PCT	FT-FTA	PCT	REB	AST	PF-DQ	PTS	AVG
Greer	80	3157	715-1611	.444	435-525	.829	484	374	291-6	1865	23.3
Walker	76	2775	492-1118	.440	330-464	.711	784	124	232-3	1314	17.3
Kerr	80	2938	536-1250	.429	268-357	.751	1017	275	187-2	1340	16.8
Shaffer	41	1013	217-587	.370	102-133	.767	205	36	116-1	536	13.1
Costello	45	1137	191-408	.468	147-170	.865	105	167	150-3	529	11.8
Neumann	74	1973	324-732	.443	210-266	.789	246	291	211-1	858	11.6
Gambee	41	927	149-378	.394	151-185	.816	256	35	161-6	449	11.0
Warley	79	1740	215-494	.435	220-305	.721	619	71	274-5	650	8.2
Bianchi	78	1437	257-684	.376	109-141	.773	147	149	248-6	623	8.0
Dierking	76	1286	191-514	.372	114-169	.675	422	50	221-3	496	6.5
Schayes	24	350	44-143	.308	46-57	.807	110	48	76-3	134	5.6
Greenspan	20	280	32-90	.356	34-50	.680	72	11	54-0	98	4.9
White	23	196	31-105	.295	17-28	.607	42	12	28-0	79	3.4
Chappell	1	16	0-2	.000	1-1	1.000	4	0	2-0	1	1.0
76ERS	80	19225	3394-8116	.418	2184-2851	.766	4513	1643	2251-39	8972	112.2
OPPONENTS	80	19217	3590-8138	.441	2143-2969	.722	5328	1844	2237-36	9323	116.5

1963-1964 GAME-BY-GAME RESULTS

DATE	W/L	PHI	OPP	TEAM	DATE	W/L	PHI	OPP	TEAM
10/16	W	117	115	at Detroit	01/24	W	134	111	Cincinnati
10/19	L	121	124	Detroit	01/25	W	131	129	at New York
10/25	L	112	136	New York	01/26	L	120	131	Baltimore
10/26	L	101	109	at New York	01/28	L	117	139	San Francisco
10/30	W	111	108	at Baltimore	01/29	W	102	97	L.A. at Boston
11/01	L	102	119	Boston	01/31	L	97	114	at Boston
11/02	L	99	128	at St. Louis	02/01	L	111	119	Boston
11/03	L	93	95	Cincinnati at Dayton	02/06	W	128	117	New York
11/06	L	101	119	at Detroit	02/07	L	114	126	at Cincinnati
11/08	W	108	106	St. Louis	02/08	W	109	101	Los Angeles
11/09	L	100	116	at Baltimore	02/09	L	109	120	at Boston
11/12	W	106	102	*San Francisco	02/12	L	115	121	at Baltimore
11/15	W	99	97	Los Angeles	02/14	W	130	123	Detroit
11/20	W	118	101	New York	02/15	L	110	118	at St. Louis
11/26	W	115	113	Baltimore	02/16	L	97	114	at Cincinnati
11/28	L	110	125	Cincinnati	02/18	L	93	103	Boston at Pitt.
11/29	L	78	112	Boston at Prov.	02/19	W	130	122	Baltimore
11/30	W	132	125	at New York	02/21	W	144	119	Boston
12/01	W	132	121	Detroit at Cleveland	02/23	W	114	105	at New York
12/05	L	103	106	St. Louis	02/25	L	107	115	St. Louis at NY
12/07	L	120	129	at St. Louis	02/26	W	130	122	at Detroit
12/08	W	126	116	at Cincinnati	02/28	L	132	134	Cincinnati at Scranton
12/10	L	103	113	St. Louis at N.Y.	02/29	L	114	117	Cincinnati
12/11	W	113	103	New York	03/01	L	93	108	at Boston
12/13	L	84	111	Boston	03/03	L	94	108	Boston at Syracuse
12/14	W	123	119	at New York	03/07	W	130	115	New York
12/18	L	96	116	at Los Angeles	03/08	L	108	140	at New York
12/20	W	114	112	at San Francisco	03/11	W	124	111	at St. Louis
12/21	L	113	126	at Los Angeles	03/12	L	111	128	at Cincinnati
12/22	L	104	118	at San Francisco	03/13	L	122	133	Detroit at Scranton
12/26	W	118	112	San Francisco	03/14	W	128	122	Baltimore at Yardley
12/27	W	119	107	Detroit at Hershey	03/15	L	95	120	at Los Angeles
12/28	W	114	100	Los Angeles	03/16	W	111	110	at San Francisco
01/03	W	132	110	Cincinnati	03/17	L	97	121	at Los Angeles
01/04	W	123	113	at Baltimore	03/18	L	85	89	at San Francisco
01/05	L	118	142	New York					
01/07	L	110	130	Cincinnati at Colum.					
01/08	L	110	126	Cincinnati at Syra.					
01/09	W	122	115	St. Louis					
01/11	W	115	108	Boston					
01/12	L	112	123	at Boston					
01/17	L	91	112	San Francisco					
01/18	L	111	115	L.A. at Syracuse					
01/21	L	121	124	Baltimore at NY					
01/22	L	116	124	at Baltimore					

* denotes overtime



YEAR BY YEAR RESULTS

1964-1965 SEASON STATISTICS

RECORD 40-40 (.500)	HOME: 13-12	AWAY 9-21	NEUTRAL: 18-7	3RD EASTERN DIVISION							
PLAYER	G	MIN	FG-FGA	PCT	FT-FTA	PCT	REB	AST	PF-DQ	PTS	AVG
Chamberlain	35	1558	427-808	.528	200-380	.526	780	133	70-0	1054	30.1
Greer	70	2600	539-1245	.433	335-413	.811	355	313	254-7	1413	20.2
Jackson	76	2590	419-1013	.414	288-404	.713	980	93	251-4	1126	14.8
Neumann	40	1100	213-434	.491	148-184	.804	102	139	119-1	574	14.4
Costello	64	1967	309-695	.445	243-277	.877	169	275	242-10	861	13.5
Walker	79	2187	377-936	.403	288-388	.742	528	132	200-2	1042	13.2
Gambee	80	1993	356-864	.412	299-368	.813	468	113	277-7	1011	12.6
Kerr	80	1810	264-714	.370	126-181	.696	551	197	132-1	654	8.2
Dierking	38	729	121-311	.389	54-83	.651	239	42	101-3	296	7.8
Bianchi	60	1116	175-486	.360	54-76	.711	95	140	178-10	404	6.7
Jones	23	359	47-153	.307	37-52	.712	57	40	46-2	131	5.7
Warley	64	900	94-253	.372	124-176	.705	277	53	170-6	312	4.9
Greenspan	5	49	8-13	.615	8-8	1.000	11	0	12-0	24	4.8
Courtin	24	317	42-103	.408	17-21	.810	22	22	44-0	101	4.2
76ERS	80	19275	3391-8028	.422	2221-3011	.738	4634	1692	2096-53	9003	112.5
OPPONENTS	80	19275	3487-8045	.433	2041-2818	.724	4859	1727	2155-39	9015	112.7

1964-1965 GAME-BY-GAME RESULTS

DATE	W/L	PHI	OPP	TEAM	DATE	W/L	PHI	OPP	TEAM
10/16	W	125	113	Detroit	01/21	W	111	102	San Francisco
10/22	L	135	138	*Baltimore	01/22	W	109	103	*Detroit at Boston
10/24	L	86	126	at St. Louis	01/23	W	104	100	Boston at Syracuse
10/25	L	107	109	at Cincinnati	01/26	L	105	107	Detroit at New York
10/27	W	100	81	St. Louis at N. Y.	01/27	L	98	115	at Boston
10/30	L	90	94	at New York	01/29	W	118	105	Boston
10/31	W	116	105	New York	01/31	W	127	122	Cincinnati
11/07	W	105	103	Cincinnati	02/02	W	119	105	St. Louis at N.Y.
11/10	L	99	110	San Francisco	02/03	W	116	95	New York at Boston
11/11	W	123	114	at Baltimore	02/04	W	123	119	St. Louis
11/12	W	110	109	Boston at New York	02/06	W	127	122	Cinc. at Syracuse
11/14	L	102	113	Boston	02/08	L	98	117	at Los Angeles
11/17	L	107	114	at St. Louis	02/09	W	132	114	San Francisco at SJ
11/18	L	111	124	at Detroit	02/10	W	110	99	at Los Angeles
11/20	L	115	118	St. Louis	02/11	L	100	106	at San Francisco
11/21	W	108	96	Boston at Prov.	02/13	L	106	108	at Cincinnati
11/25	W	124	93	New York at Boston	02/18	L	110	117	Los Angeles
11/26	W	128	117	San Francisco	02/20	W	111	92	New York at Detroit
11/27	L	112	133	at Cincinnati	02/21	W	107	106	at Baltimore
11/28	W	101	93	at Detroit	02/22	W	122	112	Baltimore at Wash.
11/29	W	97	94	at St. Louis	02/23	L	104	132	at New York
12/01	L	117	118	Los Angeles	02/24	L	104	106	at Detroit
12/04	W	119	106	Detroit	02/28	L	118	122	L.A. at Syracuse
12/05	W	125	108	Baltimore at Detroit	03/02	L	117	126	Los Angeles at NY
12/06	L	104	109	L.A. at Minn.	03/03	L	110	124	at St. Louis
12/08	W	102	97	Baltimore at NY	03/05	W	110	109	at Cincinnati
12/11	L	109	118	Boston	03/06	W	103	98	Boston
12/12	L	106	133	at New York	03/07	L	111	133	at Boston
12/13	W	121	115	New York at Syra.	03/09	L	122	124	*at New York
12/14	W	119	112	San Francisco at Pitt.	03/10	L	123	134	New York
12/16	L	120	140	at Baltimore	03/13	W	131	116	Detroit
12/18	L	111	117	at San Francisco	03/14	L	126	143	at Baltimore
12/19	W	140	113	at Los Angeles	03/16	L	107	115	San Francisco
12/20	W	113	111	at San Francisco	03/20	L	122	125	Cincinnati
12/23	L	117	135	at Los Angeles	03/21	W	127	105	Baltimore
12/26	L	125	135	Cincinnati					
12/30	W	117	115	Los Angeles					
01/06	W	121	102	S.F. at Syracuse					
01/08	L	107	114	Cincinnati at Dayton					
01/09	W	104	102	at St. Louis					
01/11	L	90	100	St. Louis at Tulsa					
01/14	L	126	138	Baltimore					
01/15	L	95	104	at Boston					
01/18	W	109	95	Detroit at Cleveland					
01/19	L	97	103	Detroit at Toledo					

* denotes overtime



YEAR BY YEAR RESULTS

1965-1966 SEASON STATISTICS

RECORD: 55-25 (.688) HOME: 22-3 AWAY: 20-17 NEUTRAL: 13-5 1ST EASTERN DIVISION

PLAYER	G	MIN	FG-FGA	PCT	FT-FTA	PCT	REB	AST	PF-DQ	PTS	AVG
Chamberlain	79	3737	1074-1990	.540	501-976	.513	1943	414	171-0	2649	33.5
Greer	80	3326	703-1580	.445	413-514	.804	473	384	315-6	1819	22.7
Walker	80	2603	443-982	.451	335-468	.716	636	201	238-3	1221	15.3
Cunningham	80	2134	431-1011	.426	281-443	.634	599	207	301-12	1143	14.3
Jones	80	2196	296-799	.370	128-172	.744	169	273	250-6	720	9.0
Jackson	79	1966	246-614	.401	158-214	.738	676	132	216-2	650	8.2
Gambee	72	1068	168-437	.384	159-187	.850	273	71	189-3	495	6.9
Bianchi	78	1312	214-560	.382	66-98	.673	134	134	232-4	494	6.3
Heyman	6	20	3-9	.333	4-5	.800	4	4	4-0	10	1.7
Ward	66	838	67-189	.354	39-60	.650	89	80	163-3	173	2.6
Warley	1	6	1-3	.333	0-0	---	2	0	1-0	2	2.0
Branson	5	14	1-6	.167	3-4	.750	9	1	4-0	5	1.0
Weiss	7	30	3-9	.333	0-0	---	7	4	10-0	6	0.9
76ERS	80	19250	3650-8189	.446	2087-3141	.664	5014	1905	2094-39	9387	117.3
OPPONENTS	80	19250	3449-8162	.423	2115-2872	.736	4786	1786	2101-42	9013	112.7

1965-1966 GAME-BY-GAME RESULTS

DATE	W/L	PHI	OPP	TEAM	DATE	W/L	PHI	OPP	TEAM
10/16	W	133	101	at Baltimore	01/21	W	109	98	New York
10/23	W	120	103	Detroit	01/23	W	104	98	at St. Louis
10/30	W	134	114	Cincinnati	01/24	W	110	107	St. Louis at Memphis
11/03	L	100	110	at Detroit	01/25	W	110	106	Los Angeles at N.Y.
11/04	L	119	121	San Francisco at NY	01/28	W	125	103	Cincinnati
11/05	W	133	115	San Francisco	01/30	W	117	98	Detroit
11/06	L	91	101	at Boston	02/02	L	89	96	St. Louis at Greens.
11/09	W	118	110	Los Angeles	02/05	L	113	120	at New York
11/11	W	109	101	S.F. at Boston	02/06	L	99	100	at Boston
11/12	W	123	114	Boston	02/07	W	132	125	Los Angeles
11/13	W	127	119	at New York	02/08	L	123	136	at New York
11/16	W	107	98	St. Louis at NY	02/09	W	108	91	at Detroit
11/17	L	115	131	at Cincinnati	02/11	W	113	94	Cincinnati
11/19	L	124	134	Baltimore	02/12	L	83	85	Boston at Syracuse
11/20	L	112	117	at Baltimore	02/14	W	149	123	Detroit at Charlotte
11/21	W	110	104	at Los Angeles	02/15	W	121	109	St. Louis at Pitt.
11/24	L	124	127	at Los Angeles	02/17	W	136	121	at Los Angeles
11/26	W	132	120	at San Francisco	02/19	W	123	119	at San Francisco
11/27	W	124	117	at San Francisco	02/21	L	107	113	Cincinnati at Dayton
11/30	L	108	129	Baltimore at NY	02/22	W	117	112	Detroit at New York
12/03	W	119	103	at Boston	02/23	L	115	119	at Baltimore
12/06	W	116	107	L.A. at Charlotte	02/25	W	130	124	New York
12/08	L	127	129	at Baltimore	02/26	W	114	98	Baltimore at NY
12/10	L	114	116	Detroit	03/01	L	100	102	at Cincinnati
12/11	W	135	132	*Cincinnati at Syra.	03/03	W	135	125	San Francisco
12/14	L	109	112	at Cincinnati	03/04	W	107	103	at Cincinnati
12/15	W	122	108	at Los Angeles	03/05	W	102	85	Boston
12/17	W	127	117	at Los Angeles	03/06	W	113	110	at Boston
12/18	W	120	116	*at San Francisco	03/08	W	112	106	St. Louis at N.Y.
12/20	L	118	124	at San Francisco	03/09	W	123	115	St. Louis
12/26	W	121	107	San Francisco	03/12	W	134	126	New York
12/28	W	102	93	Boston	03/13	W	115	113	at New York
12/29	W	113	112	at Detroit	03/17	W	115	106	New York
12/30	L	113	130	at St. Louis	03/19	W	127	121	Cincinnati
01/02	W	133	122	New York	03/20	W	108	104	at Baltimore
01/04	W	129	127	at New York					
01/06	W	133	127	Baltimore at Syra.					
01/07	L	120	126	Los Angeles					
01/08	L	105	115	at St. Louis					
01/09	W	127	117	at St. Louis					
01/12	L	111	129	at Detroit					
01/14	W	112	100	Boston					
01/16	L	122	137	at Boston					
01/18	W	128	117	Baltimore					
01/19	W	110	93	Detroit at Boston					

* denotes overtime



YEAR BY YEAR RESULTS

1966-1967 SEASON STATISTICS

RECORD: 68-13 (.840) HOME: 28-2 AWAY: 27-9 NEUTRAL: 14-3 1ST EASTERN DIVISION

PLAYER	G	MIN	FG-FGA	PCT	FT-FTA	PCT	REB	AST	PF-DQ	PTS	AVG
Chamberlain	81	3682	785-1150	.683	386-875	.441	1957	630	143-0	1956	24.1
Greer	80	3086	699-1524	.459	367-466	.788	422	303	302-5	1765	22.1
Walker	81	2691	561-1150	.488	445-581	.766	660	188	232-4	1567	19.3
Cunningham	81	2168	556-1211	.459	383-558	.686	589	205	260-2	1495	18.5
Jones	81	2249	423-982	.431	223-266	.838	265	303	246-6	1069	13.2
Jackson	81	2377	386-882	.438	198-261	.759	724	114	276-6	970	12.0
Costello	49	976	130-293	.444	120-133	.902	103	140	141-2	380	7.8
Gambee	63	757	150-345	.435	107-125	.856	197	42	143-5	407	6.5
Melchionni	73	692	138-353	.391	39-60	.650	98	98	73-0	315	4.3
Guokas	69	808	79-203	.389	49-81	.605	83	105	82-0	207	3.0
Weiss	6	29	5-10	.500	2-5	.400	3	10	8-0	12	2.0
76ERS	81	19515	3912-8103	.483	2319-3411	.680	5101	2138	1906-30	10143	125.2
OPPONENTS	81	19515	3785-8929	.424	1808-2439	.741	4748	1878	2266-46	9378	115.8

1966-1967 GAME-BY-GAME RESULTS

DATE	W/L	PHI	OPP	TEAM	DATE	W/L	PHI	OPP	TEAM
10/15	W	128	112	New York	01/18	W	113	105	at Detroit
10/21	W	119	110	St. Louis	01/19	W	127	102	Chicago at Pitt.
10/22	W	141	112	at Baltimore	01/20	W	119	108	Los Angeles
10/25	W	130	110	Baltimore	01/23	W	112	105	St. Louis at Memphis
10/29	W	138	96	Boston	01/24	L	106	118	Boston
11/03	W	120	108	St. Louis at Pitt.	01/27	W	110	107	Cincinnati
11/04	W	134	129	San Francisco	01/29	L	108	114	at St. Louis
11/05	L	87	105	at Boston	02/01	L	133	143	at Los Angeles
11/08	W	118	100	Detroit at New York	02/02	L	120	137	S.F. at Oakland
11/11	W	126	113	Chicago	02/04	W	140	127	S.F. at Oakland
11/12	W	112	98	at Cincinnati	02/05	W	130	123	at Los Angeles
11/13	W	132	126	at Chicago	02/07	W	126	123	S.F. at Pitt.
11/15	W	113	109	at New York	02/08	W	118	106	at Cincinnati
11/16	W	117	108	New York	02/10	W	148	131	Los Angeles
11/18	W	145	120	Chicago at Boston	02/11	L	133	139	at Baltimore
11/19	W	134	110	Cincinnati	02/12	L	112	113	at Boston
11/23	L	106	111	at Cincinnati	02/13	W	131	123	Cincinnati
11/24	W	140	123	San Francisco	02/15	W	127	121	at Detroit
11/25	W	129	115	at Baltimore	02/17	W	127	118	Cincinnati at Cle.
11/26	W	131	123	Detroit	02/19	W	123	122	at St. Louis
11/29	W	137	116	St. Louis	02/24	W	149	118	Baltimore at Pitt.
11/30	W	128	119	at Detroit	02/28	W	127	107	Cincinnati at Syra.
12/02	W	138	130	Los Angeles	03/01	L	122	129	Chicago at Evans.
12/03	W	137	120	at Baltimore	03/02	W	136	128	San Francisco
12/06	W	129	119	Chicago	03/03	W	129	103	Detroit at Boston
12/07	W	117	103	at Chicago	03/05	W	131	106	Detroit
12/09	W	112	107	New York	03/06	W	119	117	Los Angeles at Pitt.
12/10	W	133	123	at St. Louis	03/08	W	115	113	*at Boston
12/11	L	103	117	at Boston	03/11	L	114	116	Boston
12/13	W	127	112	at New York	03/12	W	131	120	at New York
12/16	W	124	113	St. Louis	03/14	W	139	110	at San Francisco
12/17	W	120	105	Detroit at Syracuse	03/15	W	138	123	at Los Angeles
12/21	W	129	123	at Los Angeles	03/16	L	131	145	at San Francisco
12/22	W	116	114	at San Francisco	03/18	W	135	119	Baltimore
12/23	W	118	107	at Los Angeles	03/19	W	132	129	at Baltimore
12/26	W	134	118	Cincinnati					
12/28	W	113	108	Boston					
12/30	W	137	113	Detroit at Ft. Wayne					
01/03	W	148	142	*at New York					
01/04	W	136	115	Chicago					
01/05	L	104	112	New York at Pitt.					
01/06	W	121	115	*Baltimore					
01/08	W	117	108	at Chicago					
01/13	W	125	107	St. Louis					
01/15	W	110	95	at Boston					
01/17	W	119	111	New York					

* denotes overtime



YEAR BY YEAR RESULTS

1967-1968 SEASON STATISTICS

RECORD: 62-20 (.756) HOME: 27-8 AWAY: 25-12 NEUTRAL: 10-0 1ST EASTERN DIVISION

PLAYER	G	MIN	FG-FGA	PCT	FT-FTA	PCT	REB	AST	PF-DQ	PTS	AVG
Chamberlain	82	3836	819-1377	.595	354-932	.380	1952	702	160-0	1992	24.3
Greer	82	3263	777-1626	.478	422-549	.769	444	372	289-6	1976	24.1
Cunningham	74	2076	516-1178	.438	368-509	.723	562	187	260-3	1400	18.9
Walker	82	2623	539-1172	.460	387-533	.726	607	157	252-3	1465	17.9
Jones	77	2058	413-1040	.397	159-202	.787	219	245	225-5	985	12.8
Jackson	82	2570	401-927	.433	166-231	.719	872	139	287-6	968	11.8
Green	35	367	69-150	.460	39-83	.470	122	21	51-0	177	5.1
Costello	28	492	67-148	.453	67-81	.827	51	68	62-0	201	7.2
Guokas	82	1612	190-393	.483	118-152	.776	185	191	172-0	498	6.1
Melchionni	71	758	146-336	.435	33-47	.702	104	105	75-0	325	4.6
Filipek	19	73	18-47	.383	7-14	.500	25	7	12-0	43	2.3
76ERS	82	19780	3965-8414	.471	2121-3338	.635	5154	2197	1851-23	10051	122.6
OPPONENTS	82	19780	3815-8857	.431	1716-2338	.734	4815	2051	2201-36	9346	114.0

1967-1968 GAME-BY-GAME RESULTS

DATE	W/L	PHI	OPP	TEAM	DATE	W/L	PHI	OPP	TEAM
10/18	W	103	87	Los Angeles	01/19	L	120	131	at San Francisco
10/21	W	116	111	Detroit	01/20	W	135	111	at Chicago
10/24	W	124	102	Detroit at New York	01/25	W	123	108	at Detroit
10/25	W	117	114	New York	01/26	W	123	113	Cincinnati
10/27	W	132	115	Seattle	01/28	L	103	115	at Boston
10/28	L	95	104	at Boston	01/30	W	125	118	Boston
11/01	W	136	111	Baltimore	02/02	W	131	121	Detroit
11/04	W	117	110	San Francisco	02/03	W	133	121	at Baltimore
11/07	W	130	105	at San Diego	02/04	W	141	117	San Francisco
11/08	W	129	114	at San Diego	02/07	W	125	103	San Diego at Boston
11/10	L	104	123	at San Francisco	02/09	W	118	113	Chicago
11/11	W	115	111	at Los Angeles	02/10	L	97	115	at New York
11/14	W	122	102	Cincinnati	02/11	W	119	93	St. Louis at Miami
11/15	L	120	123	at Detroit	02/13	W	112	105	at San Francisco
11/17	W	125	117	St. Louis at Balt.	02/14	W	149	125	Seattle
11/18	L	111	116	Boston	02/16	W	124	108	at San Diego
11/22	L	113	115	at St. Louis	02/17	W	135	134	** at Los Angeles
11/23	W	128	117	San Diego	02/18	L	106	111	at San Diego
11/24	W	122	104	at Chicago	02/20	W	140	108	Seattle
11/25	L	114	119	Chicago	02/23	W	138	117	Detroit
11/28	W	110	108	at New York	02/25	W	126	119	at St. Louis
11/29	L	95	113	San Francisco	02/27	W	127	107	San Francisco
12/01	W	133	109	Seattle at Boston	03/03	W	133	127	at Boston
12/02	W	130	121	Baltimore	03/05	W	134	103	San Diego
12/05	L	122	128	*Los Angeles	03/06	L	106	108	at Cincinnati
12/06	W	108	107	at Cincinnati	03/07	W	125	117	Cincinnati at Clev.
12/08	W	117	109	New York	03/08	W	101	96	Boston
12/09	W	123	109	at Baltimore	03/10	W	119	108	at New York
12/12	W	118	107	Seattle at New York	03/12	W	139	115	Chicago at N.Y.
12/14	L	101	102	at Boston	03/13	L	120	130	New York
12/15	W	107	98	St. Louis	03/15	W	122	115	Baltimore
12/16	W	143	123	at Chicago	03/16	W	144	122	at Chicago
12/17	W	139	124	at Seattle	03/18	W	158	128	Los Angeles
12/20	W	160	122	at Seattle	03/19	L	130	131	*Cincinnati
12/25	W	108	105	at Baltimore	03/20	W	137	119	at Baltimore
12/26	W	126	121	Cincinnati					
12/27	W	114	105	at New York					
12/29	W	133	123	Boston					
12/30	W	122	107	Detroit at Syracuse					
01/03	L	115	129	New York					
01/05	W	125	113	Los Angeles					
01/06	W	107	96	at St. Louis					
01/07	L	118	134	at Cincinnati					
01/10	L	122	134	St. Louis					
01/12	W	133	116	Baltimore					
01/13	W	115	106	at Detroit					
01/17	L	116	125	at Los Angeles					

* denotes overtime
** denotes double-overtime



YEAR BY YEAR RESULTS

1968-1969 SEASON STATISTICS

RECORD: 55-27 (.671)

HOME: 26-8

AWAY: 24-16

NEUTRAL: 5-3

2ND EASTERN DIVISION

PLAYER	G	MIN	FG-FGA	PCT	FT-FTA	PCT	REB	AST	PF-DQ	PTS	AVG
Cunningham	82	3345	739-1736	.426	556-754	.737	1050	287	329-10	2034	24.8
Greer	82	3311	732-1595	.459	432-543	.796	435	414	294-8	1896	23.1
Walker	82	2753	554-1145	.484	369-459	.804	640	144	244-0	1477	18.0
Jackson	25	840	145-332	.437	69-97	.711	286	54	102-3	359	14.4
Clark	82	2144	444-928	.478	219-314	.697	265	296	188-1	1107	13.5
Jones	81	2340	432-1005	.430	207-256	.809	251	292	280-5	1071	13.2
Imhoff	82	2360	279-593	.470	194-325	.597	792	218	310-12	752	9.2
Wilson	38	552	81-182	.445	60-84	.714	216	32	87-1	222	5.8
Green	74	795	146-282	.518	57-125	.456	330	47	110-1	349	4.7
Halimon	50	350	88-196	.449	10-32	.313	86	18	34-0	186	3.7
Guokas	72	838	92-216	.426	54-81	.667	94	104	121-1	238	3.3
Raymond	27	177	22-64	.344	11-17	.647	68	8	46-2	55	2.0
76ERS	82	19805	3754-8274	.454	2238-3087	.725	4513	1914	2145-44	9746	118.9
OPPONENTS	82	19805	3629-7972	.455	2074-2957	.701	4714	2030	2145-40	9332	113.8

1968-1969 GAME-BY-GAME RESULTS

DATE	W/L	PHI	OPP	TEAM	DATE	W/L	PHI	OPP	TEAM
10/18	W	114	96	Los Angeles (NBA)	01/26	W	119	115	at Atlanta
10/19	W	124	121	at Baltimore	01/28	L	88	121	at New York (NBA)
10/22	L	114	117	at New York (NBA)	01/29	W	119	96	Atlanta
10/25	L	122	132	at Detroit	01/30	L	115	116	Cincinnati at Syra.
10/26	W	122	118	Chicago	01/31	L	105	108	Baltimore
11/01	L	99	118	at Boston	02/01	W	112	104	Chicago
11/02	L	113	119	Cincinnati	02/04	L	116	125	at Phoenix
11/09	W	114	94	Seattle	02/05	W	119	115	at Seattle
11/11	W	127	117	Seattle at Boston	02/07	W	109	106	at L.A. (NBA)
11/15	W	116	115	at Atlanta	02/09	L	117	122	*at Boston
11/16	W	136	92	Milwaukee	02/11	W	129	112	Cincinnati at Clev.
11/19	W	126	110	Phoenix at N.Y.	02/14	L	111	127	San Francisco
11/22	W	121	110	Baltimore	02/16	W	127	102	Boston
11/23	W	120	105	at Cincinnati	02/18	W	125	113	at San Diego
11/24	L	128	135	*at San Diego	02/19	L	117	134	at San Francisco
11/26	W	126	119	at Phoenix	02/21	W	115	109	at Seattle
11/28	W	122	107	Los Angeles (NBA)	02/22	W	129	122	at San Francisco
11/30	L	113	117	*Boston	02/23	W	125	121	at L.A. (NBA)
12/04	W	110	99	San Diego	02/25	W	120	119	at Cincinnati
12/05	W	109	92	at Chicago	02/26	W	104	97	Phoenix
12/06	W	121	112	at Milwaukee	02/27	L	123	126	Detroit at Syracuse
12/07	W	140	106	Detroit	02/28	W	123	102	Milwaukee at Boston
12/08	W	122	117	Milwaukee at Syr.	03/02	W	126	112	at Detroit
12/10	L	120	132	San Diego at NY	03/03	W	143	132	at Milwaukee
12/11	W	143	123	Phoenix	03/04	L	113	114	at Chicago
12/14	W	137	91	San Francisco	03/06	L	99	138	at Atlanta
12/15	W	110	104	New York (NBA)	03/07	W	131	113	Chicago
12/17	W	145	128	at Phoenix	03/09	W	100	101	New York (NBA)
12/18	W	115	111	at Seattle	03/11	L	101	121	at New York (NBA)
12/20	W	116	109	at San Diego	03/12	L	117	126	Boston
12/21	L	94	109	at San Francisco	03/13	W	113	106	at Chicago
12/22	L	99	102	at L.A. (NBA)	03/15	W	122	120	Atlanta
12/25	L	109	110	at New York (NBA)	03/19	W	136	115	Seattle
12/26	W	125	120	Baltimore	03/22	W	116	108	at Baltimore
12/28	W	128	123	at Cincinnati	03/24	L	119	125	Cincinnati
12/31	W	128	107	at Milwaukee					
01/03	W	130	101	Los Angeles (NBA)					
01/04	L	112	117	at Baltimore					
01/05	W	126	119	Detroit					
01/07	L	114	117	at Detroit					
01/08	W	112	111	Atlanta					
01/11	L	101	111	Boston					
01/17	W	129	124	San Diego					
01/19	L	97	98	San Francisco					
01/22	W	140	137	**New York (NBA)					
01/24	W	120	111	at Boston					
01/25	W	124	106	Detroit					

* denotes overtime

** denotes double-overtime



YEAR BY YEAR RESULTS

1969-1970 SEASON STATISTICS

RECORD: 42-40 (.512) HOME: 22-16 AWAY: 16-22 NEUTRAL: 4-2 4TH EASTERN DIVISION

PLAYER	G	MIN	FG-FGA	PCT	FT-FTA	PCT	REB	AST	PF-DQ	PTS	AVG
Cunningham	81	3194	802-1710	.469	510-700	.729	1101	352	331-15	2114	26.1
Greer	80	3024	705-1551	.455	352-432	.815	376	405	300-8	1762	22.0
Clark	76	2772	594-1198	.496	311-396	.785	301	380	201-2	1499	19.7
Imhoff	79	2474	430-796	.540	215-331	.650	754	211	294-7	1075	13.6
Washington	79	2459	401-842	.476	204-273	.747	734	104	262-5	1006	12.7
Jones	78	1740	366-851	.430	190-226	.841	173	276	210-2	922	11.8
Hetzell	63	757	156-323	.483	71-85	.835	207	44	110-3	383	6.1
Guokas	80	1558	189-416	.454	106-149	.711	216	222	201-0	484	6.1
Jackson	37	583	71-181	.392	60-81	.741	198	50	80-0	202	5.5
Wilson	67	836	118-304	.388	122-172	.709	317	52	145-3	358	5.3
Ogden	47	357	82-172	.477	27-39	.692	86	31	62-2	191	4.1
Scholz	1	1	1-1	1.000	0-0	---	0	0	0-0	2	2.0
76ERS	82	19755	3915-8345	.469	2168-2884	.752	4463	2127	2196-47	9998	121.9
OPPONENTS	82	19755	3679-8183	.450	2360-3185	.741	4544	2097	2106-40	9718	118.5

1969-1970 GAME-BY-GAME RESULTS

DATE	W/L	PHI	OPP	TEAM	DATE	W/L	PHI	OPP	TEAM
10/17	W	131	126	Los Angeles (NBA)	01/16	W	127	105	San Francisco
10/18	W	134	123	at Cincinnati	01/18	W	141	116	Cincinnati
10/22	W	122	119	Phoenix	01/23	W	133	118	Baltimore
10/25	L	98	109	Cincinnati	01/24	L	111	112	at Baltimore
10/29	W	129	105	at Baltimore	01/25	W	159	131	San Diego
10/31	L	125	129	*Milwaukee	01/26	W	122	103	at Milwaukee
11/01	L	123	131	Boston	01/28	L	100	112	at Boston
11/04	W	113	109	Chicago at Balt.	01/30	L	100	104	New York (NBA)
11/05	L	130	139	Baltimore	02/01	L	112	113	Los Angeles (NBA)
11/07	L	128	134	**at Detroit	02/03	L	123	131	at Phoenix
11/08	L	117	125	Seattle	02/06	W	129	124	at San Diego
11/11	L	107	124	at Atlanta	02/07	W	115	111	at San Francisco
11/13	W	124	110	at Phoenix	02/08	L	117	118	at Seattle
11/15	L	136	146	at Seattle	02/10	L	131	139	Milwaukee
11/16	L	125	138	at Los Angeles (NBA)	02/13	L	106	151	New York (NBA)
11/18	L	119	127	at Chicago	02/14	L	114	116	at New York (NBA)
11/19	L	116	125	San Diego	02/15	W	159	125	Phoenix
11/21	L	94	98	New York (NBA)	02/19	W	133	114	Detroit at Syracuse
11/22	W	132	116	at Atlanta	02/20	L	119	126	at Chicago
11/26	W	135	114	at Boston	02/21	W	112	110	at Detroit
11/28	W	110	91	Detroit	02/22	L	116	136	at Cincinnati
11/29	W	129	111	at Milwaukee	02/25	W	122	105	Detroit
11/30	L	107	115	at Cincinnati	02/27	W	125	111	San Diego
12/02	L	114	122	Milwaukee	03/01	W	104	99	Baltimore
12/05	W	105	104	at Boston	03/03	L	116	127	at Milwaukee
12/06	W	120	102	Cincinnati	03/06	W	150	134	Boston
12/09	W	123	99	Los Angeles (NBA)	03/07	L	104	111	New York (NBA)
12/10	L	121	122	at Cincinnati	03/08	W	133	116	at New York (NBA)
12/12	W	125	111	Detroit	03/09	W	131	112	San Diego at Houston
12/13	W	100	93	at New York (NBA)	03/13	L	117	128	at Los Angeles (NBA)
12/14	W	126	121	Chicago	03/15	L	128	137	at San Diego
12/16	W	141	119	at Phoenix	03/17	L	125	128	Atlanta
12/19	L	116	123	at Seattle	03/18	W	119	113	at Baltimore
12/20	W	122	109	at San Francisco	03/20	L	112	138	Milwaukee
12/21	L	117	133	at Los Angeles (NBA)	03/22	W	132	112	San Francisco
12/25	L	113	121	at Baltimore					
12/26	W	141	121	San Francisco					
12/27	L	107	112	at Atlanta					
12/28	W	138	112	San Fran. at Syra.					
12/31	W	129	109	Chicago					
01/02	W	121	117	Atlanta					
01/04	W	130	120	Boston					
01/09	L	132	135	Seattle					
01/10	L	117	119	Phoenix at Balt.					
01/12	L	113	117	at Chicago					
01/13	W	136	105	Atlanta					
01/14	L	110	122	Seattle at Boston					

* denotes overtime
 ** denotes double-overtime



YEAR BY YEAR RESULTS

1970-1971 SEASON STATISTICS

RECORD: 47-35 (.573) HOME: 24-15 AWAY: 21-18 NEUTRAL: 2-2 2ND ATLANTIC DIVISION

PLAYER	G	MIN	FG-FGA	PCT	FT-FTA	PCT	REB	AST	PF-DQ	PTS	AVG
Cunningham	81-80	3090	702-1519	.462	455-620	.734	946	395	328-5	1859	23.0
Clark	82-82	3245	662-1334	.496	422-536	.787	391	440	217-2	1746	21.3
Greer	81-69	3060	591-1371	.431	326-405	.805	364	369	289-4	1508	18.6
Washington	78-70	2501	395-829	.476	259-340	.762	747	97	258-6	1049	13.4
Howell	82-6	1589	324-686	.472	230-315	.730	441	115	234-2	878	10.7
Jones	41-13	962	168-418	.402	79-101	.782	64	128	110-1	415	10.1
Awtrey	70-38	1292	200-421	.475	104-157	.662	430	89	211-7	504	7.2
Jackson	79-40	1774	199-529	.376	131-189	.693	568	148	211-3	529	6.7
Dierking	53-5	714	122-306	.399	61-89	.685	227	59	109-1	305	5.8
Foster	66-6	888	145-360	.403	72-103	.699	147	61	113-3	362	5.5
Crawford	36-1	449	74-175	.423	32-72	.444	69	54	59-0	180	5.0
Anderson	5-0	27	1-6	.167	5-7	.714	11	4	7-0	7	1.4
Ogden	27-0	133	24-66	.364	18-26	.692	20	17	21-0	66	2.4
Henry	6-0	26	1-6	.167	5-7	.714	11	0	1-0	7	1.2
Guokas	1-0	5	0-0	---	0-0	---	1	0	0-0	0	0.0
76ERS	82	19755	3608-8026	.450	2199-2967	.741	4437	1976	2168-34	9415	114.8
OPPONENTS	82	19755	3514-7806	.450	2260-3076	.735	4372	1970	2089-39	9288	113.3

1970-1971 GAME-BY-GAME RESULTS

DATE	W/L	PHI	OPP	TEAM	DATE	W/L	PHI	OPP	TEAM
10/14	W	110	107	Chicago	01/14	L	103	108	at Chicago
10/16	W	127	119	San Diego	01/15	W	99	96	Chicago
10/17	W	123	105	at Cincinnati	01/16	W	115	96	Cleveland
10/20	W	98	89	at Buffalo	01/17	W	106	105	at San Diego
10/21	L	117	141	Los Angeles	01/19	L	114	134	at Los Angeles
10/23	W	127	122	at Los Angeles	01/22	W	117	116	at Phoenix
10/24	L	111	116	at San Diego	01/24	W	145	119	at Seattle
10/28	W	111	108	at San Francisco	01/26	W	129	122	Atlanta
10/30	L	110	123	Baltimore	01/29	L	118	142	Milwaukee
10/31	L	102	133	Boston	01/30	W	106	105	at New York (NBA)
11/02	W	141	87	Cleveland	01/31	L	126	132	at Boston
11/04	L	113	115	at Boston	02/02	W	108	105	Boston
11/06	W	118	112	Atlanta	02/05	L	102	114	at Chicago
11/07	W	134	128	Seattle	02/06	W	118	109	at Cincinnati
11/10	L	104	109	at Atlanta	02/07	W	127	99	New York (NBA)
11/11	W	119	107	at Baltimore	02/12	L	109	118	at Detroit
11/13	W	119	111	Buffalo	02/14	L	103	112	Baltimore
11/14	L	94	126	at New York (NBA)	02/17	L	114	119	Milwaukee at NY
11/17	W	113	91	at Detroit	02/19	W	118	104	at Los Angeles
11/18	W	113	106	New York (NBA)	02/20	W	118	105	at Portland
11/20	L	112	120	Detroit	02/21	L	128	135	at Seattle
11/21	L	119	125	Phoenix	02/23	W	119	113	Portland
11/22	L	115	125	at Atlanta	02/26	L	94	108	Phoenix
11/24	L	96	104	San Francisco	02/28	W	131	121	Cincinnati
11/25	W	99	92	Buffalo at Boston	03/01	L	103	127	at Milwaukee
11/27	L	109	113	Cincinnati	03/02	L	103	111	San Diego
11/30	W	104	98	Baltimore	03/03	W	120	104	Portland at Boston
12/01	L	91	107	at Chicago	03/05	W	121	116	New York (NBA)
12/04	L	122	128	*at Milwaukee	03/06	W	121	115	Detroit
12/05	W	131	106	at Cincinnati	03/09	W	124	113	at Cleveland
12/08	L	104	107	Seattle	03/14	L	101	108	at Atlanta
12/11	L	101	102	San Francisco	03/16	L	125	130	Atlanta
12/12	L	101	118	at New York (NBA)	03/19	W	147	127	Cincinnati
12/15	W	122	98	San Diego	03/20	L	112	124	at Baltimore
12/17	W	125	117	at Seattle	03/21	W	120	108	Baltimore
12/19	W	108	99	at San Francisco					
12/20	W	134	132	*at Portland					
12/22	W	133	129	*at Phoenix					
12/25	W	105	100	Detroit					
12/27	L	101	114	at Cleveland					
12/29	W	124	113	at Buffalo					
12/30	W	119	107	Milwaukee					
01/02	L	120	125	Boston					
01/05	W	97	92	San Francisco					
01/08	L	117	123	Los Angeles					
01/09	W	123	112	Phoenix					
01/10	W	115	107	at Boston					

* denotes overtime



YEAR BY YEAR RESULTS

1971-1972 SEASON STATISTICS

RECORD: 30-52 (.366) HOME: 14-23 AWAY: 14-26 NEUTRAL: 2-3 3RD ATLANTIC DIVISION

PLAYER	G	MIN	FG-FGA	PCT	FT-FTA	PCT	REB	AST	PF-DQ	PTS	AVG
Clark	1-1	42	11-16	.688	7-11	.636	3	7	3-0	29	29.0
Cunningham	75-75	2900	658-1428	.461	428-601	.712	918	443	295-12	1744	23.3
Rule	60-53	1987	416-934	.445	203-292	.695	479	110	162-4	1035	17.3
Carter	77-49	2147	440-991	.444	179-284	.630	307	199	235-4	1059	13.8
Bridges	64-62	2210	328-645	.509	191-272	.702	861	158	219-5	847	13.2
Loughery	74-29	1729	337-792	.426	258-312	.827	178	188	208-3	932	12.6
Foster	74-14	1699	347-837	.415	185-243	.761	276	90	184-3	879	11.9
Greer	81-53	2410	389-866	.449	181-234	.774	271	316	268-10	959	11.8
Washington	17-11	545	68-156	.436	55-67	.821	135	25	59-3	191	11.2
Wohl	79-32	1628	243-567	.429	156-206	.757	150	228	229-2	642	8.1
Jackson	63-22	1083	137-346	.396	92-133	.692	309	88	141-1	366	5.8
Henry	43-1	421	68-156	.436	51-73	.699	137	8	42-0	187	4.3
Awtrye	58-7	794	98-222	.441	49-76	.645	248	51	141-3	245	4.2
Jones	6-0	41	6-18	.333	7-10	.700	6	2	3-0	19	3.2
Yates	24-1	144	31-83	.373	7-11	.636	40	7	14-0	69	2.9
76ERS	82	19780	3577-8057	.444	2049-2825	.743	4318	1920	2203-50	9203	112.2
OPPONENTS	82	19780	3614-7882	.459	2276-3063	.743	4427	2005	2059-33	9504	115.9

1971-1972 GAME-BY-GAME RESULTS

DATE	W/L	PHI	OPP	TEAM	DATE	W/L	PHI	OPP	TEAM
10/12	W	114	100	at Chicago	01/16	L	116	124	at Atlanta
10/14	W	105	94	at Houston	01/21	W	136	122	Portland at Hershey
10/16	W	104	102	at Atlanta	01/22	L	106	113	Golden State
10/20	W	100	93	Seattle	01/26	W	113	102	Cincinnati
10/23	L	88	110	Milwaukee	01/28	L	118	127	Milwaukee
10/24	W	111	93	at Cleveland	01/30	L	114	130	at Boston
10/27	W	120	106	Cleveland	02/02	W	119	104	Buffalo
10/29	L	135	137	**Phoenix	02/04	L	113	118	Detroit
10/30	W	108	101	at New York (NBA)	02/05	L	104	112	at New York (NBA)
11/03	L	100	124	at Cincinnati	02/06	L	107	109	New York (NBA)
11/06	W	101	96	Atlanta	02/08	L	108	120	at Phoenix
11/10	L	103	143	Los Angeles	02/10	L	112	121	at Golden State
11/12	W	115	101	Detroit	02/11	L	106	110	at Portland
11/13	L	105	111	at Baltimore	02/14	L	116	130	Houston
11/14	L	114	125	Milwaukee at NY	02/16	W	126	116	Cleveland
11/17	L	112	118	Houston	02/18	W	132	126	at Milwaukee
11/19	L	104	148	Chicago	02/19	L	105	121	Baltimore
11/21	L	117	127	at Seattle	02/21	L	101	102	at Baltimore
11/23	L	107	128	at Phoenix	02/22	L	88	119	at Chicago
11/24	L	108	109	at Houston	02/25	W	114	110	Atlanta at Hershey
11/25	W	112	111	at Golden State	03/01	W	108	99	Buffalo
11/27	W	116	93	Portland	03/03	L	81	94	Milwaukee
11/28	L	120	124	at Cleveland	03/04	L	115	118	*at New York (NBA)
12/01	W	102	98	Seattle	03/05	W	100	98	New York (NBA)
12/03	L	116	131	Los Angeles	03/07	L	97	114	at Los Angeles
12/04	L	109	126	at Atlanta	03/09	W	128	123	at Seattle
12/08	W	115	109	at Cincinnati	03/12	L	112	121	at Houston
12/10	L	106	113	*Cincinnati	03/14	L	105	108	at Buffalo
12/11	W	118	111	at Detroit	03/15	L	115	120	Boston
12/14	L	110	117	at Buffalo	03/17	L	111	127	Boston at Hershey
12/16	L	93	113	at Golden State	03/19	W	115	100	Seattle
12/17	L	126	127	at Portland	03/21	L	111	117	Atlanta
12/19	L	132	154	at Los Angeles	03/22	L	106	113	at Boston
12/21	L	119	124	at Phoenix	03/24	L	99	116	Chicago
12/25	L	114	117	Baltimore	03/25	L	115	116	Golden State
12/27	W	121	112	at Buffalo					
12/28	L	116	120	Boston					
12/29	L	102	103	Cleveland at Hershey					
12/31	L	119	131	at Boston					
01/02	W	148	119	at Cleveland					
01/04	W	131	127	at Detroit					
01/05	L	107	139	Chicago					
01/07	W	117	113	New York (NBA)					
01/08	W	130	119	Phoenix					
01/12	L	109	111	Buffalo					
01/14	L	121	135	Los Angeles					
01/15	W	131	121	at Detroit					

* denotes overtime

** denotes double-overtime



YEAR BY YEAR RESULTS

1972-1973 SEASON STATISTICS

RECORD: 9-73 (110)

HOME: 5-26

AWAY: 2-35

NEUTRAL: 2-11

4TH ATLANTIC DIVISION

PLAYER	G	MIN	FG-FGA	PCT	FT-FTA	PCT	REB	AST	PF-DQ	PTS	AVG
Carter	81-75	2993	679-1614	.421	259-368	.704	485	349	252-8	1617	20.0
Block	48-48	1558	311-706	.441	236-302	.781	442	94	173-4	858	17.9
Van Arsdale	30-30	1029	195-496	.393	140-168	.833	185	62	101-1	530	17.7
Bridges	10-10	376	47-125	.376	46-65	.708	122	23	35-0	140	14.0
Loughery	32-21	955	169-427	.396	107-130	.823	113	148	104-0	445	13.9
Ellis	69-69	2444	410-929	.441	125-156	.801	744	136	186-2	945	13.7
Leaks	82-63	2530	377-933	.404	144-200	.720	677	95	191-5	898	11.0
Boyd	82-49	2351	362-923	.392	136-200	.680	210	301	184-1	860	10.5
Trapp	39-11	854	168-408	.412	83-112	.741	186	47	140-4	419	10.7
May	26-0	602	128-290	.441	53-62	.855	143	43	80-1	309	11.9
Halliburton	31-0	549	122-280	.436	50-66	.758	82	68	78-1	294	9.5
Greer	38-17	848	91-232	.392	32-39	.821	106	111	76-1	214	5.6
Sorenson	48-0	626	113-248	.456	59-79	.747	173	31	91-0	285	5.9
Schlueter	78-10	1136	166-317	.524	86-123	.699	354	103	166-0	418	5.4
Price	57-5	751	125-301	.415	38-47	.809	117	71	106-0	288	5.1
Awtry	3-2	37	3-7	.429	1-4	.250	14	2	8-0	7	2.3
Counts	7-0	47	5-16	.313	0-0	---	16	3	8-0	10	1.4
Green	5-0	32	0-11	.000	3-9	.333	3	0	3-0	3	0.6
Rule	3-0	12	0-1	.000	0-0	---	2	1	2-0	0	0.0
76ERS	82	19730	3471-8264	.420	1598-2130	.750	4174	1688	1984-28	8540	104.1
OPPONENTS	82	19730	3882-8215	.473	1767-2358	.749	4683	2239	1885-21	9531	116.2

1972-1973 GAME-BY-GAME RESULTS

DATE	W/L	PHI	OPP	TEAM	DATE	W/L	PHI	OPP	TEAM
10/10	L	89	95	at Chicago	01/15	L	108	135	at Kansas City
10/11	L	100	105	Seattle	01/16	L	92	108	at Milwaukee
10/13	L	101	104	Buffalo	01/17	L	105	122	Atlanta
10/17	L	114	122	at Buffalo	01/19	L	94	110	Baltimore at Hershey
10/21	L	88	111	at New York (NBA)	01/21	L	97	108	at Baltimore
10/23	L	85	105	at Boston	01/26	L	100	105	at Cleveland
10/25	L	108	113	Cleveland	01/28	L	96	101	Buffalo
10/28	L	92	96	Milwaukee	01/30	L	104	105	at Buffalo
10/31	L	116	126	at Cleveland	01/31	L	115	131	Golden State
11/01	L	104	108	Houston	02/02	L	104	114	at Detroit
11/03	L	101	114	Kansas City-Omaha	02/03	L	100	104	Boston
11/04	L	120	128	at Atlanta	02/04	L	115	123	at Boston
11/05	L	113	131	at Milwaukee	02/06	L	117	123	Houston at S.A.
11/08	L	107	125	at Kansas City	02/09	L	105	116	at Portland
11/10	L	106	125	New York (NBA)	02/10	L	121	126	at Phoenix
11/11	W	114	112	Houston at S.A.	02/11	L	90	108	at Los Angeles
11/12	L	108	119	at Phoenix	02/14	W	106	104	Milwaukee
11/16	L	106	128	at Golden State	02/16	W	119	106	Detroit
11/17	L	92	105	at Seattle	02/17	L	89	107	at New York (NBA)
11/19	L	95	135	at Los Angeles	02/18	W	114	98	New York (NBA)
11/24	L	96	105	Buffalo at Hershey	02/23	L	116	138	Houston at S.A.
11/25	L	106	117	Portland	02/25	W	115	111	Portland
11/28	W	101	94	at Buffalo	02/28	W	102	96	Baltimore
11/29	L	91	139	New York (NBA)	03/02	L	107	130	Atlanta
12/01	L	99	105	Boston	03/04	L	130	138	at Atlanta
12/02	L	120	131	at Boston	03/07	L	94	120	New York (NBA)
12/06	W	122	117	Kansas City-Omaha	03/09	L	84	104	Chicago at Hershey
12/07	L	102	117	Phoenix at Pitt.	03/10	L	96	106	Seattle
12/08	L	102	118	Chicago	03/11	L	93	97	Golden State at Pitt.
12/09	L	109	120	at New York (NBA)	03/14	L	114	120	Phoenix
12/12	L	102	123	at Baltimore	03/17	L	115	120	Baltimore
12/13	L	90	128	Los Angeles	03/18	L	118	129	at Baltimore
12/16	L	103	126	Buffalo	03/20	L	105	131	at Cleveland
12/20	L	113	141	at Detroit	03/21	L	109	112	Cleveland
12/22	L	103	116	at Houston	03/23	L	112	132	Houston
12/23	L	112	124	Atlanta at Pitt.	03/25	L	96	115	Detroit at Pitt.
12/27	L	120	121	Atlanta					
12/30	L	107	117	Boston at Prov.					
01/02	L	110	114	at Buffalo					
01/05	L	102	135	at Portland					
01/06	L	79	111	at Golden State					
01/07	W	85	82	at Seattle					
01/09	L	110	126	at Chicago					
01/10	L	96	120	Los Angeles					
01/12	L	109	113	**Cleveland at Pitt.					
01/13	L	95	111	Boston					

** denotes double-overtime



YEAR BY YEAR RESULTS

1973-1974 SEASON STATISTICS

RECORD: 25-57 (.305) HOME: 14-23 AWAY: 8-30 NEUTRAL: 2-4 4TH ATLANTIC DIVISION

PLAYER	G-GS	MIN	FG-FGA	PCT	FT-FTA	PCT	OFF	DEF	TOT	AST	PF-DQ	STL	BLK	PTS	AVG
Carter	78-78	3044	706-1641	.430	254-358	.709	82	289	371	443	276-4	113	23	1666	21.4
Van Arsdale	78-77	3041	614-1433	.428	298-350	.851	88	305	393	202	300-6	62	3	1526	19.6
Mix	82-82	2969	495-1042	.475	228-288	.792	305	559	864	152	305-9	212	37	1218	14.9
Jones	72-60	1876	263-622	.423	197-235	.838	71	113	184	230	116-0	85	18	723	10.0
Ellis	81-81	2831	326-722	.452	147-196	.750	292	598	890	189	224-2	86	87	799	9.9
Boyd	75-26	1818	286-712	.402	141-195	.723	16	77	93	249	173-1	60	9	713	9.5
Collins	25-0	436	72-194	.371	55-72	.764	7	39	46	40	65-1	13	2	199	8.0
Kimball	75-1	1592	216-456	.474	127-185	.686	185	367	552	73	199-1	49	23	559	7.5
May	56-5	812	152-367	.414	89-102	.873	25	111	136	63	137-0	25	8	393	7.0
Cannon	19-0	335	49-127	.386	19-28	.679	16	20	36	52	48-0	7	4	117	6.2
Bristow	55-0	643	108-270	.400	42-57	.737	68	99	167	92	68-1	29	1	258	4.7
Freeman	35-0	265	39-103	.379	28-41	.683	22	32	54	14	42-0	12	1	106	3.0
Rackley	9-0	68	5-13	.385	8-11	.727	5	17	22	0	11-0	3	4	18	2.0
76ERS	82	19730	3331-7702	.432	1633-2118	.771	1182	2626	3808	1799	1964-25	756	220	8295	101.2
OPPONENTS	82	19730	3600-7685	.468	1617-2066	.783	1311	3107	4418	1930	1991-23	755	446	8817	107.5

1973-1974 GAME-BY-GAME RESULTS

DATE	W/L	PHI	OPP	TEAM	DATE	W/L	PHI	OPP	TEAM
10/10	L	88	104	Houston	01/22	L	109	119	at Buffalo
10/13	L	106	111	Boston	01/25	L	97	112	at Boston
10/16	W	106	101	at Houston	01/26	L	98	122	at New York (NBA)
10/19	L	102	133	at Boston	02/01	L	105	106	Boston at Hershey
10/20	L	110	116	at Buffalo	02/02	L	89	105	Chicago
10/24	W	132	110	Portland	02/03	L	98	112	Buffalo at Toronto
10/26	L	92	98	Milwaukee	02/06	L	98	114	Buffalo
10/27	L	90	96	at New York (NBA)	02/08	W	104	84	Atlanta
10/28	L	99	119	at Capital	02/09	L	75	108	at Capital
11/03	L	84	112	Capital	02/10	W	95	94	Capital
11/07	W	122	115	Phoenix	02/11	W	116	95	at Atlanta
11/09	W	94	91	New York (NBA)	02/13	L	106	129	Buffalo
11/10	L	97	120	at Atlanta	02/15	W	92	89	Kansas City-Omaha
11/13	L	83	97	at Houston	02/17	L	107	118	Detroit
11/15	L	94	116	at Phoenix	02/20	L	98	115	at Houston
11/17	W	109	106	at Golden State	02/22	L	103	104	at Los Angeles
11/18	L	91	95	at Seattle	02/23	L	106	125	at Golden State
11/20	W	109	103	at Kansas City	02/24	L	105	115	at Seattle
11/21	W	103	90	at Kansas City	02/26	W	118	110	at Portland
11/23	L	106	111	Golden State	03/01	L	93	110	Cleveland
11/25	L	96	105	at Milwaukee	03/02	L	99	103	Buffalo
11/28	W	101	96	Chicago	03/06	W	112	99	Capital
11/30	L	110	112	at Cleveland	03/08	L	96	106	Golden State
12/01	W	108	106	*Houston	03/10	W	109	108	New York (NBA)
12/05	L	75	89	Cleveland	03/12	L	101	112	at Capital
12/06	L	98	103	at Chicago	03/13	L	100	121	Los Angeles
12/07	L	102	113	Kansas City-Omaha	03/15	W	108	101	Phoenix at Hershey
12/08	L	92	105	Milwaukee	03/16	L	127	146	Boston
12/12	L	93	100	Seattle	03/17	L	99	115	at Cleveland
12/14	W	96	93	at Detroit	03/19	L	94	103	at Chicago
12/15	L	89	99	Detroit	03/20	L	106	113	Portland
12/19	W	101	98	at Phoenix	03/22	L	106	107	Atlanta
12/21	L	107	116	at Los Angeles	03/23	W	97	89	at Detroit
12/22	L	105	110	at Portland	03/26	L	90	117	at New York (NBA)
12/26	L	118	145	at Atlanta	03/27	W	117	108	Boston
12/27	L	107	129	at Milwaukee					
12/29	L	92	112	at New York (NBA)					
12/31	L	97	106	at Boston					
01/02	L	99	101	Houston					
01/04	W	78	75	New York (NBA)					
01/05	L	102	108	*Boston at Prov.					
01/09	W	90	86	Cleveland					
01/11	W	121	100	Atlanta at Hershey					
01/12	L	101	108	Los Angeles					
01/13	L	94	96	at Cleveland					
01/18	L	104	116	Seattle					
01/20	W	129	112	Buffalo					

* denotes overtime



YEAR BY YEAR RESULTS

1974-1975 SEASON STATISTICS

RECORD: 34-48 (.415)

HOME: 20-21

AWAY: 13-24

4TH ATLANTIC DIVISION

PLAYER	G-GS	MIN	FG-FGA	PCT	FT-FTA	PCT	OFF	DEF	TOT	AST	PF-DQ	STL	TO	BLK	PTS	AVG
Carter	77-75	3046	715-1598	.447	256-347	.738	73	267	340	336	257-5	82	-	20	1686	21.9
Cunningham	80-73	2859	609-1423	.428	345-444	.777	130	596	726	442	270-4	91	-	35	1563	19.5
Collins	81-76	2820	561-1150	.488	331-392	.844	104	211	315	213	291-6	108	-	17	1453	17.9
Mix	46-46	1748	280-582	.481	159-205	.776	155	345	500	99	175-6	79	-	21	719	15.6
Van Arsdale	9-6	273	49-116	.422	28-41	.683	7	22	29	16	26-0	13	-	0	126	14.0
Ellis	82-69	2183	287-623	.461	72-99	.727	195	387	582	117	178-1	44	-	55	646	7.9
Boyd	66-13	1362	205-495	.414	55-115	.478	16	73	89	161	134-0	43	-	4	465	7.0
Bristow	72-3	1101	163-393	.415	121-153	.791	111	143	254	99	101-0	25	-	2	447	6.2
Lee	71-35	2279	164-391	.419	87-138	.630	264	423	687	97	260-9	29	-	16	415	5.8
Smith	54-0	538	131-321	.408	21-21	1.000	14	16	30	47	45-0	20	-	3	283	5.2
Norman	12-0	72	23-44	.523	2-3	.667	3	9	12	4	9-0	3	-	1	48	4.0
Durrett	27-0	270	35-88	.398	20-32	.625	21	41	62	10	42-0	4	-	4	90	3.3
Tschogl	39-14	623	53-148	.358	13-22	.591	52	59	111	30	80-2	25	-	25	119	3.1
Wesley	4-0	33	5-9	.556	2-4	.500	4	4	8	1	8-0	0	-	0	12	3.0
Catchings	37-0	528	41-74	.554	16-25	.640	49	104	153	21	82-1	10	-	60	98	2.6
Warbington	5-0	70	4-21	.190	2-2	1.000	2	6	8	16	16-0	0	-	0	10	2.0
76ERS	82	19805	3325-7476	.445	1530-2043	.749	1200	2706	3906	1709	1974-34	576	1593	263	8180	99.8
OPPONENTS	82	19805	3445-7466	.461	1541-1979	.779	1167	2748	3915	1959	2036-26	742	1577	343	8431	102.8

1974-1975 GAME-BY-GAME RESULTS

DATE	W/L	PHI	OPP	TEAM	DATE	W/L	PHI	OPP	TEAM
10/18	W	112	99	New Orleans	01/26	W	103	97	at Los Angeles
10/19	W	99	86	at New York (NBA)	01/29	W	98	92	New York (NBA)
10/22	L	92	125	at Atlanta	01/31	L	97	101	Milwaukee
10/24	W	102	89	at New Orleans	02/02	W	90	77	Houston
10/25	L	86	110	at Houston	02/03	L	87	100	at Kansas City
10/30	L	99	104	Phoenix	02/04	W	111	105	*at Buffalo
11/01	L	98	114	at Boston	02/05	L	110	113	**Los Angeles
11/02	L	94	100	Detroit	02/07	W	98	95	at Boston
11/06	W	105	90	Chicago	02/09	W	109	97	Chicago
11/08	W	105	89	Portland	02/12	L	102	105	Cleveland
11/10	L	95	109	at Seattle	02/14	W	103	101	Detroit
11/13	L	100	105	at Phoenix	02/15	L	101	108	Golden State
11/15	L	99	105	at Los Angeles	02/18	L	85	103	at New Orleans
11/16	W	106	102	at Golden State	02/21	L	85	103	at Houston
11/20	L	95	105	New York (NBA)	02/23	W	114	100	at Seattle
11/21	L	95	99	at Buffalo	02/25	L	77	99	at Portland
11/23	W	98	96	Boston	02/28	W	112	111	Seattle
11/26	L	99	103	Buffalo	03/01	W	100	94	at New York (NBA)
11/28	L	103	110	at Cleveland	03/02	W	91	87	New York (NBA)
11/29	L	119	121	*Seattle	03/05	L	107	116	Boston
12/01	L	112	117	at Milwaukee	03/08	L	92	113	Washington
12/04	W	109	105	Kansas City-Omaha	03/09	W	113	100	at Washington
12/06	L	88	96	New York (NBA)	03/12	W	91	88	Portland
12/07	W	116	112	Buffalo	03/14	W	108	97	Phoenix
12/10	L	91	101	at Buffalo	03/15	W	96	88	at Cleveland
12/11	W	103	96	Houston	03/18	L	96	111	at Chicago
12/13	W	93	89	*Milwaukee	03/19	L	115	126	New Orleans
12/14	L	93	100	at Detroit	03/21	W	114	103	Atlanta
12/17	W	113	109	at Boston	03/22	L	100	104	at Atlanta
12/18	L	99	131	Boston	03/25	L	103	118	at Buffalo
12/20	L	93	94	Golden State	03/26	L	98	128	New York (NBA)
12/21	L	101	117	at Washington	03/28	L	104	115	Buffalo
12/23	W	100	88	Atlanta	04/01	L	95	99	at New York (NBA)
12/25	W	104	97	at New York (NBA)	04/04	L	97	108	at Buffalo
12/26	L	91	92	at Chicago	04/05	L	97	111	Boston
01/03	W	107	95	at Kansas City					
01/04	L	82	89	at Detroit					
01/06	W	101	95	Buffalo					
01/08	L	98	106	Los Angeles					
01/10	W	102	94	Kansas City-Omaha					
01/12	L	88	99	at Milwaukee					
01/17	L	92	103	Washington					
01/18	L	106	108	Cleveland					
01/19	L	100	102	at Boston					
01/21	W	101	95	at Phoenix					
01/23	L	100	108	at Golden State					
01/24	L	97	119	at Portland					

* denotes overtime

** denotes double-overtime



YEAR BY YEAR RESULTS

1975-1976 SEASON STATISTICS

RECORD: 46-36 (.561)

HOME: 34-7

AWAY: 12-29

3RD ATLANTIC DIVISION

PLAYER	G-GS	MIN	FG-FGA	PCT	FT-FTA	PCT	OFF	DEF	TOT	AST	PF-DQ	STL	TO	BLK	PTS	AVG
McGinniss	77-77	2946	647-1552	.417	475-642	.740	260	707	967	359	334-13	198	-	41	1769	23.0
Collins	77-77	2995	614-1196	.513	372-445	.836	126	181	307	191	249-2	110	-	24	1600	20.8
Carter	82-81	2992	665-1594	.417	219-312	.702	113	186	299	372	286-5	137	-	13	1549	18.9
Mix	81-63	3039	421-844	.499	287-351	.818	215	447	662	216	288-6	158	-	29	1129	13.9
Cunningham	20-20	640	103-251	.410	68-88	.773	29	118	147	107	57-1	24	-	10	274	13.7
Free	71-5	1121	239-533	.448	112-186	.602	64	61	125	104	107-0	37	-	6	590	8.3
Bryant	75-3	1203	233-552	.422	92-147	.626	97	181	278	61	165-0	44	-	23	558	7.4
Norman	65-1	818	183-422	.434	20-24	.833	51	50	101	66	87-1	28	-	7	386	5.9
Ellis	29-13	489	61-132	.462	17-28	.607	47	75	122	21	62-0	16	-	9	139	4.8
Lee	79-0	1421	123-282	.436	63-95	.663	164	289	453	59	188-0	23	-	27	309	3.9
Catchings	75-68	1731	103-242	.426	58-96	.604	191	329	520	63	262-6	21	-	164	264	3.5
Jones	16-1	157	19-38	.500	9-13	.692	0	9	9	31	25-0	4	-	0	47	2.9
Dawkins	37-1	165	41-82	.500	8-24	.333	15	34	49	3	40-1	2	-	9	90	2.4
Baskerville	21-0	105	8-26	.308	10-16	.625	13	15	28	3	32-0	6	-	5	26	1.2
Boyd	6-0	33	2-6	.333	1-2	.500	0	2	2	2	5-0	1	-	0	5	0.8
76ERS	82	19855	3462-7752	.447	181-2469	.733	1385	2684	4069	1658	2187-35	809	1707	367	8735	106.5
OPPONENTS	82	19855	3467-7737	.448	1780-2334	.763	1435	2717	4152	1849	2151-37	730	1781	342	8714	106.3

1975-1976 GAME-BY-GAME RESULTS

DATE	W/L	PHI	OPP	TEAM	DATE	W/L	PHI	OPP	TEAM
10/24	W	110	103	at Chicago	01/31	L	105	119	at Phoenix
10/27	W	117	104	Los Angeles	02/01	L	82	103	at Los Angeles
10/31	L	87	92	Buffalo	02/06	L	87	92	Cleveland
11/01	L	98	110	at New York (NBA)	02/08	W	100	97	Buffalo
11/04	W	121	114	at Buffalo	02/10	W	85	84	at Chicago
11/05	W	115	82	Chicago	02/11	W	118	106	Portland
11/07	W	103	99	Phoenix	02/13	W	134	109	Houston
11/11	L	81	108	at Milwaukee	02/14	L	97	101	*at New York (NBA)
11/12	L	84	107	Milwaukee	02/15	L	82	88	New York (NBA)
11/14	W	119	109	at Boston	02/17	L	107	125	at Kansas City
11/15	W	110	109	***Washington	02/20	L	92	111	at Seattle
11/19	W	113	103	Kansas City	02/22	L	93	94	at Golden State
11/21	W	131	111	Portland	02/24	W	106	102	at Portland
11/23	L	111	115	at Atlanta	02/27	L	114	121	Golden State
11/25	W	109	108	Golden State	02/29	W	130	115	Seattle
11/28	W	113	94	Seattle	03/02	L	111	128	at Washington
11/29	L	98	99	at Houston	03/03	W	123	110	Boston
11/30	W	113	96	at New Orleans	03/05	W	123	112	Detroit
12/03	W	102	94	New Orleans	03/06	L	99	105	at Buffalo
12/05	W	99	97	New York (NBA)	03/10	W	125	108	Phoenix
12/06	W	98	84	at Kansas City	03/12	W	109	107	Atlanta
12/09	W	100	85	Cleveland	03/17	W	108	101	Chicago
12/11	W	110	106	at Phoenix	03/18	L	104	110	at Cleveland
12/12	L	102	114	at Los Angeles	03/20	L	96	103	*Boston
12/14	L	105	114	at Seattle	03/21	L	100	108	at Boston
12/16	W	105	98	at Portland	03/24	W	118	100	New York (NBA)
12/19	W	115	114	*at Detroit	03/27	L	95	109	at Houston
12/20	L	97	111	Boston	03/28	L	107	110	at New Orleans
12/25	L	103	111	at New York (NBA)	03/31	W	107	103	Buffalo
12/26	W	96	95	Buffalo	04/02	W	96	94	Washington
12/27	L	105	130	at Buffalo	04/04	L	97	101	at Detroit
12/30	W	114	108	Detroit	04/05	W	130	129	*Houston
01/02	W	112	101	Cleveland	04/07	W	102	99	New Orleans
01/03	L	104	119	at Washington	04/09	W	112	108	Kansas City
01/07	W	112	102	Milwaukee	04/10	L	109	123	at Atlanta
01/08	L	105	115	at Cleveland					
01/09	W	109	106	Los Angeles					
01/11	W	118	107	Boston					
01/14	W	100	95	New Orleans					
01/16	L	110	118	at Boston					
01/17	L	103	105	at Washington					
01/20	W	111	108	at Milwaukee					
01/23	L	92	104	at New York (NBA)					
01/24	W	130	116	Atlanta					
01/25	W	112	109	at Atlanta					
01/27	L	116	127	at Houston					
01/29	L	114	123	at Golden State					

* denotes overtime
*** denotes triple-overtime



YEAR BY YEAR RESULTS

1976-1977 SEASON STATISTICS

RECORD: 50-32 (.610)

HOME: 32-9

AWAY: 18-23

1ST ATLANTIC DIVISION

PLAYER	G-GS	MIN	FG-FGA	PCT	FT-FTA	PCT	OFF	DEF	TOT	AST	PF-DQ	STL	TO	BLK	PTS	AVG
Erving	82-77	2940	685-1373	.499	400-515	.777	192	503	695	306	251-1	159	-	113	1770	21.6
McGinniss	79-78	2769	659-1439	.458	372-546	.681	324	587	911	302	299-4	163	-	37	1690	21.4
Collins	58-47	2037	426-823	.518	210-250	.840	64	131	195	271	174-2	70	-	15	1062	18.3
Free	78-37	2253	467-1022	.457	334-464	.720	97	140	237	266	207-2	75	-	25	1268	16.3
Mix	75-9	1958	288-551	.523	215-263	.817	127	249	376	152	167-0	90	-	20	791	10.5
Bibby	81-80	2639	302-702	.430	221-282	.784	86	187	273	356	200-2	108	-	5	825	10.2
Carter	14-0	237	43-101	.426	10-19	.526	10	14	24	21	29-0	11	-	2	96	6.9
Jones	82-57	2023	215-424	.507	64-116	.552	190	476	666	92	301-3	43	-	200	494	6.0
Dawkins	59-0	684	135-215	.628	40-79	.506	59	171	230	24	129-1	12	-	49	310	5.3
Dunleavy	32-0	359	60-145	.414	34-45	.756	10	24	34	56	64-1	13	-	2	154	4.8
Bryant	61-0	612	107-240	.446	53-70	.757	45	72	117	48	84-1	36	-	13	267	4.4
Barnett	16-0	231	28-64	.438	10-18	.556	7	14	23	28-0	4	-	0	66	4.1	
Catchings	53-25	864	62-123	.504	33-47	.702	64	170	234	30	130-1	23	-	78	157	3.0
Furlow	32-0	174	34-100	.340	16-18	.889	18	21	39	19	11-0	7	-	2	84	2.6
76ERS	82	19780	3511-7322	.480	2012-2732	.736	1293	2752	4045	1966	2074-18	814	1915	561	9034	110.2
OPPONENTS	82	19780	3575-7920	.451	1561-2074	.753	1416	2448	3864	2012	2232-44	823	1769	371	8711	106.2

1976-1977 GAME-BY-GAME RESULTS

DATE	W/L	PHI	OPP	TEAM	DATE	W/L	PHI	OPP	TEAM
10/22	L	118	121	San Antonio	02/02	W	138	116	Detroit
10/23	L	105	108	at Buffalo	02/04	L	112	113	New York Nets
10/26	W	111	101	at New Orleans	02/06	W	102	97	Los Angeles
10/27	W	116	94	at Houston	02/08	L	89	99	at Buffalo
10/30	W	104	80	New York Nets	02/09	W	107	104	Milwaukee
11/04	W	101	96	at Golden State	02/11	W	118	109	Indiana
11/05	L	104	146	at Portland	02/16	W	117	113	Buffalo
11/07	L	91	98	at Seattle	02/18	L	96	102	Phoenix
11/10	W	103	88	Chicago	02/20	W	112	111	Cleveland
11/12	W	143	104	Washington	02/25	L	102	104	at Los Angeles
11/13	W	114	109	at Washington	02/27	W	93	85	at Seattle
11/17	L	117	123	Indiana	03/01	L	107	108	at Portland
11/19	W	100	95	New Orleans	03/03	L	119	121	*at Golden State
11/20	W	123	106	at Atlanta	03/05	W	117	114	at New York Knicks
11/23	W	116	102	Boston	03/06	L	102	110	New York Knicks
11/24	L	117	118	at Detroit	03/08	L	98	99	at Atlanta
11/26	W	114	103	New York Knicks	03/09	W	129	125	**Denver
11/27	L	104	111	at Cleveland	03/11	W	126	122	Seattle
11/28	L	89	101	at Kansas City	03/13	L	102	106	Chicago
12/01	W	114	102	Denver	03/15	W	133	102	at Cleveland
12/03	L	112	121	Seattle	03/16	W	109	100	Atlanta
12/08	W	123	102	Buffalo	03/18	W	124	104	Houston
12/11	W	108	107	Portland	03/20	W	111	104	at New York Nets
12/12	W	107	102	at Milwaukee	03/23	L	120	128	Golden State
12/14	L	88	101	at Chicago	03/25	W	113	110	San Antonio
12/15	W	97	87	Phoenix	03/27	W	128	116	Portland
12/17	L	114	117	Golden State	03/29	W	119	113	at Chicago
12/18	W	97	93	at Indiana	03/30	W	115	112	Detroit
12/21	L	94	108	at Denver	04/01	W	111	105	*Kansas City
12/25	W	105	104	at New York Knicks	04/03	L	90	96	at Boston
12/28	L	116	127	at San Antonio	04/05	W	119	109	at New Orleans
12/29	L	91	93	at Houston	04/06	L	109	131	at San Antonio
01/02	W	139	110	at New York Nets	04/08	L	112	116	at Detroit
01/05	W	117	94	Los Angeles	04/09	W	125	93	Washington
01/07	W	116	96	Cleveland	04/10	L	121	131	at Washington
01/08	L	106	111	at Milwaukee					
01/11	W	117	115	at Kansas City					
01/12	W	102	97	Houston					
01/14	W	111	106	Kansas City					
01/16	W	97	76	New Orleans					
01/19	W	114	94	Atlanta					
01/22	W	109	94	Boston					
01/23	W	91	83	at Boston					
01/27	L	94	111	at Phoenix					
01/28	L	104	117	at Los Angeles					
01/30	W	107	101	at Denver					
02/01	L	109	110	at Indiana					

* denotes overtime

** denotes double-overtime



YEAR BY YEAR RESULTS

1977-1978 SEASON STATISTICS

RECORD: 55-27 (.671)

HOME: 37-4

AWAY: 18-23

1ST ATLANTIC DIVISION

PLAYER	G-GS	MIN	FG-FGA	PCT	FT-FTA	PCT	OFF	DEF	TOT	AST	PF-DQ	STL	TO	BLK	PTS	AVG
Erving	74-68	2429	611-1217	.502	306-362	.845	179	302	481	279	207-0	135	238	97	1528	20.6
McGinniss	78-76	2533	588-1270	.463	411-574	.716	282	528	810	294	287-6	137	312	27	1587	20.3
Collins	79-77	2770	643-1223	.526	267-329	.812	87	143	230	320	228-2	128	250	25	1553	19.7
Free	76-5	2050	390-857	.455	411-562	.731	92	120	212	306	199-0	68	200	41	1191	15.7
Dawkins	70-11	1722	332-577	.575	156-220	.709	117	438	555	85	268-5	34	123	125	820	11.7
Mix	82-20	1819	291-560	.520	175-220	.795	96	201	297	174	158-1	87	131	3	757	9.2
Bibby	82-82	2518	286-659	.434	171-219	.781	62	189	251	464	207-0	91	153	6	743	9.1
Bryant	81-0	1236	190-436	.436	111-144	.771	103	177	280	129	185-1	56	115	24	491	6.1
Jones	80-69	1636	169-359	.471	96-153	.627	165	405	570	92	281-4	26	128	127	434	5.4
McClain	29-0	293	42-96	.438	7-10	.700	9	28	37	34	36-0	16	22	4	91	3.1
Catchings	61-2	748	70-178	.393	34-55	.618	105	145	250	34	124-1	20	44	67	174	2.9
Mosley	6-0	21	5-13	.385	3-7	.429	0	5	5	2	5-0	0	5	0	13	2.2
Dunleavy	4-0	17	3-7	.429	2-2	1.000	0	1	1	6	0-0	1	3	0	8	2.0
Washington	14-0	38	8-19	.421	3-6	.500	2	12	14	1	3-0	1	10	2	19	1.4
76ERS	82	19830	3628-7471	.486	2153-2863	.752	1299	2694	3993	2220	2188-20	800	1752	548	9409	114.7
OPPONENTS	82	19830	3592-7788	.461	1803-2435	.740	1363	2473	3836	2095	2287-50	823	1708	346	8987	109.6

1977-1978 GAME-BY-GAME RESULTS

DATE	W/L	PHI	OPP	TEAM	DATE	W/L	PHI	OPP	TEAM
10/19	W	113	96	Detroit	02/03	W	116	104	Indiana
10/22	L	103	104	*New Orleans	02/07	L	106	108	at Chicago
10/25	W	112	104	Kansas City	02/08	W	117	104	New Orleans
10/28	L	94	98	at Portland	02/10	L	110	116	at Buffalo
10/29	L	110	113	at Golden State	02/12	W	109	99	Seattle
11/02	L	102	103	Chicago	02/14	W	119	116	at Indiana
11/04	W	107	104	at New Jersey	02/15	W	116	113	at Detroit
11/05	W	132	101	Denver	02/17	W	125	116	San Antonio
11/09	W	130	107	New Jersey	02/19	W	120	110	New Jersey
11/11	W	127	119	New York	02/21	W	127	114	at Cleveland
11/12	L	98	116	at Washington	02/25	L	115	124	at Denver
11/15	W	114	93	at Atlanta	02/26	L	97	99	at Seattle
11/16	W	101	96	Seattle	02/28	L	92	113	at Portland
11/18	W	121	112	at Boston	03/01	W	125	119	at Golden State
11/19	W	111	100	Milwaukee	03/03	L	95	96	at Los Angeles
11/22	W	105	99	Houston	03/05	W	104	92	at Phoenix
11/23	W	106	105	at Detroit	03/08	W	108	97	Atlanta
11/25	W	125	119	*Golden State	03/10	W	120	109	Boston
11/26	W	112	107	at Buffalo	03/12	W	105	103	at Boston
11/29	W	129	117	at San Antonio	03/15	W	113	93	Los Angeles
11/30	W	117	114	at New Orleans	03/17	W	123	112	Kansas City
12/03	L	116	120	*at Houston	03/18	W	141	127	at New York
12/07	W	122	100	Portland	03/19	W	125	118	New York
12/09	W	120	116	San Antonio	03/22	L	108	120	at Kansas City
12/10	L	108	114	*at Indiana	03/24	W	131	122	Milwaukee
12/13	L	117	129	at Milwaukee	03/26	W	116	100	Portland
12/14	L	99	108	Atlanta	03/29	W	149	118	Buffalo
12/16	L	110	115	at Chicago	03/31	L	110	111	*at Atlanta
12/17	W	129	116	Cleveland	04/01	L	112	116	at Houston
12/21	W	125	119	Phoenix	04/02	L	107	111	at San Antonio
12/25	L	110	113	at New York	04/04	L	119	120	at New Orleans
12/28	W	129	125	*Chicago	04/05	W	126	115	Detroit
12/30	W	126	119	Washington	04/07	L	118	127	Indiana
01/04	W	108	93	Cleveland	04/08	W	131	114	Washington
01/06	W	123	110	Los Angeles	04/09	L	113	123	at Washington
01/08	W	94	91	Boston					
01/10	W	95	80	Houston					
01/13	W	118	93	Buffalo					
01/14	W	136	120	at New Jersey					
01/18	W	126	106	at Kansas City					
01/19	L	109	117	at Cleveland					
01/22	W	99	87	Golden State					
01/24	L	102	117	at Los Angeles					
01/25	W	128	125	at Seattle					
01/27	L	101	110	at Phoenix					
01/29	W	118	117	at Denver					
02/01	W	104	101	Denver					

* denotes overtime



YEAR BY YEAR RESULTS

1978-1979 SEASON STATISTICS

RECORD: 47-35 (.573)	HOME: 31-10	AWAY: 16-25	2ND ATLANTIC DIVISION
-----------------------------	--------------------	--------------------	------------------------------

PLAYER	G-GS	MIN	FG-FGA	PCT	FT-FTA	PCT	OFF	DEF	TOT	AST	PF-DQ	STL	TO	BLK	PTS	AVG
Erving	78-76	2802	715-1455	.491	373-501	.745	198	366	564	357	207-0	133	315	100	1803	23.1
Collins	47-44	1595	358-717	.499	201-247	.814	36	87	123	191	139-1	52	131	20	917	19.5
Money	23-0	545	119-217	.548	34-54	.630	15	22	37	82	70-2	13	69	2	272	11.8
Dawkins	78-12	2035	430-831	.517	158-235	.672	123	508	631	128	295-5	32	197	143	1018	13.1
Bibby	82-38	2538	368-869	.423	266-335	.794	72	172	244	371	199-0	72	197	7	1002	12.2
B. Jones	80-78	2304	378-704	.537	209-277	.755	199	332	531	201	245-2	107	165	96	965	12.1
Mix	74-1	1269	265-493	.538	161-201	.801	109	184	293	121	112-0	57	100	16	691	9.3
C. Jones	78-75	2171	302-637	.474	121-162	.747	177	570	747	151	303-10	39	156	157	725	9.3
Cheeks	82-82	2409	292-572	.510	101-140	.721	63	191	254	431	198-2	174	193	12	685	8.4
Bryant	70-0	1064	205-478	.429	123-170	.724	96	163	259	103	171-1	49	114	9	533	7.6
Redmond	4-0	23	1-12	.083	0-0	---	0	1	1	1	3-0	0	1	0	2	0.5
Skinner	22-0	309	36-89	.404	27-32	.844	15	29	44	40	61-2	18	34	1	99	4.5
Simpson	36-0	452	87-196	.444	28-40	.700	16	19	35	58	27-0	25	47	1	202	5.6
Catchings	25-4	289	28-68	.412	13-17	.765	30	68	98	18	42-1	8	37	35	69	2.8
76ERS	82	19805	3584-7338	.488	1815-2411	.753	1149	2712	3861	2253	2072-26	779	1771	599	8983	109.5
OPPONENTS	82	19805	3542-7626	.464	1747-2331	.749	1252	2506	3758	2094	2128-35	795	1627	353	8831	107.7

1978-1979 GAME-BY-GAME RESULTS

DATE	W/L	PHI	OPP	TEAM	DATE	W/L	PHI	OPP	TEAM
10/13	W	110	102	Los Angeles	02/01	W	128	105	at Chicago
10/18	L	111	121	Washington	02/02	L	101	105	New York
10/20	W	126	117	at Detroit	02/07	W	114	103	Detroit
10/21	W	130	111	New Orleans	02/09	W	117	106	San Diego
10/25	W	118	117	Atlanta	02/11	W	107	99	Washington
10/28	W	101	99	at Houston	02/14	L	106	108	Kansas City
11/01	W	116	115	San Antonio	02/15	L	100	113	at Cleveland
11/03	W	118	103	Milwaukee	02/16	L	104	119	at Kansas City
11/08	W	123	117	New Jersey	02/18	W	110	107	*Milwaukee
11/10	W	123	122	at Washington	02/21	L	99	106	*at Detroit
11/11	W	135	112	Detroit	02/23	L	116	117	at San Diego
11/14	L	108	124	at New Jersey	02/25	W	119	111	at Denver
11/15	W	109	103	*Denver	02/27	L	115	118	at Portland
11/17	W	95	94	Phoenix	02/28	L	93	97	at Seattle
11/18	L	116	124	at Atlanta	03/02	L	111	126	at Los Angeles
11/21	L	105	115	Golden State	03/04	L	94	119	at Phoenix
11/24	W	134	120	San Diego	03/06	L	91	94	at Atlanta
11/25	L	126	127	at Milwaukee	03/07	W	114	107	Boston
11/28	L	103	107	at New Orleans	03/09	L	113	119	at Milwaukee
11/29	W	120	114	*at San Antonio	03/11	L	103	104	at New Jersey
12/02	L	97	100	Seattle	03/14	L	96	99	Seattle
12/05	L	91	96	at Chicago	03/16	W	114	106	Indiana
12/06	W	114	106	at Kansas City	03/17	L	101	103	at New York
12/09	L	107	115	at Cleveland	03/18	W	106	90	New York
12/13	W	120	100	Kansas City	03/20	W	124	120	at San Antonio
12/15	W	91	84	Houston	03/21	W	114	108	at Houston
12/17	W	103	96	at Los Angeles	03/23	W	110	98	New Jersey
12/19	W	124	113	at San Diego	03/25	L	94	103	at Boston
12/20	L	81	85	at Golden State	03/27	W	100	97	at Washington
12/22	W	103	95	at Seattle	03/28	W	112	96	Chicago
12/25	W	109	94	at New York	03/30	W	129	93	Cleveland
12/27	W	122	110	Indiana	04/01	W	112	111	Los Angeles
12/29	W	113	107	Atlanta	04/04	W	121	120	Houston
12/30	L	94	100	San Antonio	04/06	L	118	136	at Indiana
01/03	W	111	98	Chicago	04/08	W	112	111	Denver
01/05	L	96	123	at Indiana					
01/06	L	139	143	*Phoenix					
01/10	W	123	112	New Orleans					
01/12	L	89	100	at New Orleans					
01/14	W	112	106	Portland					
01/17	W	107	94	Cleveland					
01/20	L	102	108	Boston					
01/21	W	91	87	at Boston					
01/24	L	94	101	at Phoenix					
01/26	W	105	96	at Golden State					
01/28	L	94	116	at Portland					
01/31	L	106	108	Golden State					

* denotes overtime



YEAR BY YEAR RESULTS

1979-1980 SEASON STATISTICS

RECORD: 59-23 (.720)

HOME: 36-5

AWAY: 23-18

2ND ATLANTIC DIVISION

PLAYER	G-GS	MIN	FG-FGA	PCT	FT-FTA	PCT	OFF	DEF	TOT	AST	PF-DQ	STL	TO	BLK	PTS	AVG
Erving	78-78	2812	838-1614	.519	420-534	.787	215	361	576	355	208-0	170	284	140	2100	26.9
Dawkins	80-80	2541	494-946	.522	190-291	.653	197	496	693	149	328-8	49	230	142	1178	14.7
Collins	36-17	963	191-410	.466	113-124	.911	29	65	94	100	76-0	30	82	7	495	13.8
B. Jones	81-3	2125	398-748	.532	257-329	.781	152	298	450	146	223-3	102	146	118	1053	13.0
Mix	81-5	1543	363-703	.516	207-249	.831	114	176	290	149	114-0	67	132	9	937	11.6
Cheeks	79-79	2623	357-661	.540	180-231	.779	75	199	274	556	197-1	183	216	32	898	11.4
Hollins	27-26	796	130-313	.415	67-87	.770	24	45	69	112	68-0	46	68	9	329	12.2
Bibby	82-8	2035	251-626	.401	226-286	.790	65	143	208	307	161-0	62	147	6	739	9.0
C. Jones	80-80	2771	232-532	.436	124-178	.697	219	731	950	164	298-5	43	218	162	588	7.4
Richardson	52-34	988	159-348	.457	28-45	.622	55	68	123	107	97-0	24	64	15	347	6.7
Money	6-0	82	14-36	.389	2-2	1.000	3	4	7	16	11-0	0	12	1	30	5.0
Spanarkel	40-0	442	72-153	.471	54-65	.831	27	27	54	51	58-0	12	57	6	198	5.0
Toone	23-0	124	23-64	.359	8-10	.800	12	22	34	12	20-0	4	16	5	55	2.4
Skinner	2-0	10	1-2	.500	0-0	---	0	0	0	2	1-0	0	2	0	2	1.0
76ERS	82	19855	3523-7156	.492	1876-2431	.772	1187	2635	3822	2226	1860-17	792	1708	652	8949	109.1
OPPONENTS	82	19855	3444-7561	.455	1640-2145	.765	1318	2352	3670	2089	2100-39	876	1561	388	8603	104.9

3-PT FG: 76ERS 27-125 (.216), Erving 4-20 (.200), Dawkins 0-6 (.000), Collins 0-1 (.000), B. Jones 0-3 (.000), Mix 4-10 (.400), Cheeks 4-9 (.444), Hollins 2-10 (.200), Bibby 11-52 (.212), C. Jones 0-2 (.000), Richardson 1-3 (.333), Spanarkel 0-2 (.000), Toone 1-7 (.143), OPPONENTS 75-277 (.271)

1979-1980 GAME-BY-GAME RESULTS

DATE	W/L	PHI	OPP	TEAM	DATE	W/L	PHI	OPP	TEAM
10/12	W	93	92	at Washington	01/25	L	103	124	at Los Angeles
10/13	W	113	105	Houston	01/27	L	118	125	at Phoenix
10/17	W	113	88	at New Jersey	01/28	L	101	107	at Utah
10/19	W	112	104	Detroit	01/30	W	121	108	Detroit
10/20	W	136	111	at New York	01/31	W	110	105	at Houston
10/24	W	132	110	Indiana	02/05	W	109	108	at Indiana
10/26	W	127	116	New York	02/06	L	110	129	at Boston
10/27	W	112	106	at Cleveland	02/08	L	94	109	Seattle
10/31	L	97	102	at Atlanta	02/10	W	105	104	Los Angeles
11/02	L	81	85	Atlanta	02/13	W	107	85	Utah
11/03	W	120	114	**at Indiana	02/15	W	114	104	at Detroit
11/06	W	118	117	*at Milwaukee	02/16	W	100	92	Chicago
11/07	W	110	102	Kansas City	02/17	W	115	100	Cleveland
11/09	L	98	106	at Detroit	02/21	L	99	104	at San Diego
11/10	W	95	94	Boston	02/24	W	103	100	at Golden State
11/13	L	103	110	at Kansas City	02/26	W	98	96	at Portland
11/16	L	105	106	San Antonio	02/27	W	101	98	*at Seattle
11/17	L	103	106	*at Chicago	02/29	W	104	103	Denver
11/20	W	118	114	at San Antonio	03/02	W	144	99	Golden State
11/21	L	94	97	at Houston	03/05	W	120	113	Indiana
11/23	W	113	102	Houston	03/07	L	92	111	at Boston
11/24	W	91	82	New Jersey	03/09	W	134	118	at San Antonio
11/26	W	113	112	Indiana	03/11	W	102	97	*at Atlanta
11/28	W	120	102	Washington	03/12	W	105	98	Washington
11/30	W	104	101	San Diego	03/14	L	94	104	at Indiana
12/01	W	117	105	Cleveland	03/16	L	109	123	at Cleveland
12/05	W	132	120	San Antonio	03/17	W	123	109	Detroit
12/08	W	117	96	Phoenix	03/19	L	99	105	San Antonio
12/12	W	112	91	Milwaukee	03/20	L	113	119	*at Washington
12/14	L	98	103	Atlanta	03/21	W	108	99	New Jersey
12/15	L	96	112	at Atlanta	03/23	W	112	108	New York
12/18	W	114	102	at Detroit	03/26	W	84	81	Atlanta
12/19	L	89	112	at Boston	03/27	W	103	101	at New York
12/21	W	117	106	Houston	03/28	L	92	99	at New Jersey
12/22	W	126	113	Boston	03/30	W	116	110	Boston
12/25	W	95	92	at Washington					
12/27	W	118	114	at San Antonio					
12/29	L	100	104	at Houston					
01/03	W	109	108	at Cleveland					
01/08	W	111	108	at New York					
01/09	W	108	105	New Jersey					
01/11	W	119	106	Washington					
01/13	W	126	112	New York					
01/16	W	121	110	Portland					
01/18	W	112	105	at New Jersey					
01/19	W	111	107	Cleveland					
01/23	W	118	93	at Denver					

* denotes overtime
** denotes double-overtime



YEAR BY YEAR RESULTS

1980-1981 SEASON STATISTICS

RECORD: 47-35 (.573)

HOME: 31-10

AWAY: 16-25

2ND ATLANTIC DIVISION

PLAYER	G-GS	MIN	FG-FGA	PCT	FT-FTA	PCT	OFF	DEF	TOT	AST	PF-DQ	STL	TO	BLK	PTS	AVG
Erving	82-82	2874	794-1524	.521	422-536	.787	244	413	657	364	233-0	173	266	147	2014	24.6
Dawkins	76-76	2088	423-697	.607	219-304	.720	106	439	545	109	316-9	38	220	112	1065	14.0
B. Jones	81-0	2046	407-755	.539	282-347	.813	142	293	435	226	226-2	95	149	74	1096	13.5
Toney	75-57	1768	399-806	.495	161-226	.712	32	111	143	273	234-5	59	219	10	968	12.9
Collins	12-12	329	62-126	.492	24-29	.828	6	23	29	42	23-0	7	22	4	148	12.3
Mix	72-1	1327	288-575	.501	200-240	.833	105	159	264	114	107-0	59	88	18	776	10.8
Hollins	82-13	2154	327-696	.470	125-171	.731	47	144	191	352	205-2	104	207	18	781	9.5
Cheeks	81-81	2415	310-581	.534	140-178	.787	67	178	245	560	231-1	193	174	39	763	9.4
C. Jones	81-81	2639	218-485	.449	148-193	.767	200	613	813	122	271-2	53	168	134	584	7.2
Richardson	77-1	1313	227-464	.489	84-108	.778	83	93	176	152	102-0	36	110	10	538	7.0
Johnson	40-0	372	87-158	.551	27-31	.871	8	47	55	30	45-0	20	25	2	202	5.1
Cureton	52-6	528	93-205	.454	33-64	.516	51	104	155	25	68-0	20	29	23	219	4.2
Davis	1-0	2	1-1	1.000	0-0	---	0	1	1	0	0-0	0	0	0	2	2.0
76ERS	82	19855	3636-7073	.514	1865-2427	.768	1091	2618	3709	2369	2061-21	857	1702	591	9156	11.7
OPPONENTS	82	19855	3307-7337	.451	1850-2487	.744	1286	2287	3573	2033	2044-32	818	1642	379	8512	103.8

3-PT FG: 76ERS 19-84 (.226), Erving 4-18 (.222), B. Jones 0-3 (.000), Toney 9-29 (.310), Mix 0-3 (.000), Hollins 2-15 (.133), Cheeks 3-8 (.375), Richardson 0-1 (.000), Johnson 1-6 (.167), Cureton 0-1 (.000). OPPONENTS 48-200 (.240).

1980-1981 GAME-BY-GAME RESULTS

DATE	W/L	PHI	OPP	TEAM	DATE	W/L	PHI	OPP	TEAM
10/10	L	103	106	Milwaukee	01/16	W	137	119	Cleveland
10/11	W	126	120	**at Washington	01/18	W	113	92	Seattle
10/14	L	93	113	at New York	01/20	L	75	83	at Detroit
10/15	W	119	111	at New Jersey	01/21	W	118	104	Indiana
10/18	W	117	101	Washington	01/22	W	128	116	at Washington
10/22	W	94	93	at Detroit	01/25	W	98	93	Phoenix
10/25	W	113	100	at Atlanta	01/28	L	101	104	at Boston
10/28	W	119	101	at Cleveland	02/03	W	97	93	at Atlanta
10/29	W	115	102	Chicago	02/04	W	107	104	Boston
10/31	W	107	96	Atlanta	02/06	W	129	113	San Diego
11/01	W	117	113	*Boston	02/08	W	102	99	Los Angeles
11/05	W	107	103	Detroit	02/11	W	122	120	*Cleveland
11/07	W	117	100	Kansas City	02/13	L	102	104	Washington
11/09	W	136	121	at Milwaukee	02/15	W	116	98	Atlanta
11/11	W	121	80	at Chicago	02/18	W	111	97	Detroit
11/12	L	113	125	New York	02/19	L	108	129	at Washington
11/13	W	130	103	at Indiana	02/20	W	117	109	Dallas
11/15	W	115	108	New Jersey	02/22	L	110	116	at Phoenix
11/18	W	113	99	at New York	02/25	W	107	95	at San Diego
11/19	W	110	101	Golden State	02/27	W	87	83	at Utah
11/21	W	97	88	Indiana	03/01	L	107	114	at Boston
11/22	W	108	101	at San Antonio	03/04	L	100	111	Chicago
11/25	W	108	92	at Dallas	03/06	W	131	112	Denver
11/26	W	101	100	at Houston	03/08	W	123	100	Milwaukee
11/28	W	116	103	Portland	03/10	W	103	102	at Indiana
11/29	W	113	93	Utah	03/11	W	115	95	New York
12/02	L	108	112	*at Atlanta	03/13	L	104	120	at Milwaukee
12/03	W	104	98	New York	03/15	L	109	120	at New York
12/05	W	104	100	Atlanta	03/17	L	120	126	*at New Jersey
12/09	W	96	83	at Cleveland	03/18	W	107	95	Indiana
12/10	W	113	100	Chicago	03/20	L	108	120	at Chicago
12/12	W	95	79	Washington	03/22	W	126	94	Boston
12/14	W	114	107	at New Jersey	03/25	W	114	75	Detroit
12/16	W	109	107	at Indiana	03/27	W	138	117	at Cleveland
12/17	W	103	79	Cleveland	03/29	L	94	98	at Boston
12/19	W	122	107	New Jersey					
12/26	W	113	103	at Kansas City					
12/27	L	121	125	at Denver					
12/28	L	116	122	at Los Angeles					
12/30	L	108	109	at Portland					
01/02	W	120	117	*at Seattle					
01/03	W	119	105	at Golden State					
01/07	W	135	102	San Antonio					
01/09	W	107	94	Houston					
01/10	W	117	102	at Chicago					
01/14	W	110	105	New Jersey					
01/15	L	110	113	at Milwaukee					

* denotes overtime

** denotes double-overtime



YEAR BY YEAR RESULTS

1981-1982 SEASON STATISTICS

RECORD: 58-24 (.707)

HOME: 32-9

AWAY: 26-15

2ND ATLANTIC DIVISION

PLAYER	G-GS	MIN	FG-FGA	PCT	FT-FTA	PCT	OFF	DEF	TOT	AST	PF-DQ	STL	TO	BLK	PTS	AVG
Erving	81-81	2789	780-1428	.546	411-539	.763	220	337	557	319	229-1	161	214	141	1974	24.4
Toney	77-1	1909	511-979	.522	227-306	.742	43	91	134	283	269-5	64	214	17	1274	16.5
B. Jones	76-73	2181	416-737	.564	263-333	.790	109	284	393	189	211-3	99	145	112	1095	14.4
Cheeks	79-79	2498	352-676	.521	171-220	.777	51	197	248	667	247-0	209	184	33	881	11.2
Hollins	81-81	2257	380-797	.477	132-188	.702	35	152	187	316	198-1	103	146	20	894	11.0
Dawkins	48-36	1124	207-367	.564	114-164	.695	68	237	305	55	193-5	19	96	55	528	11.0
Bantom	43-1	979	156-306	.510	67-114	.588	87	139	226	46	133-0	25	64	37	380	8.8
C. Jones	81-47	2446	231-465	.497	179-219	.817	164	544	708	100	301-3	38	155	146	641	7.9
Mix	75-0	1235	202-399	.506	136-172	.791	92	133	225	93	86-0	42	67	17	541	7.2
Curetton	66-8	956	149-306	.487	51-94	.543	90	180	270	32	142-0	31	44	27	349	5.3
Richardson	77-0	1040	140-310	.452	69-88	.784	55	63	118	109	109-0	36	79	9	351	4.6
Edwards	42-3	291	65-150	.433	20-27	.741	10	17	27	45	37-0	16	24	5	150	3.6
Johnson	26-0	150	27-54	.500	6-7	.857	7	15	22	10	28-0	13	13	3	61	2.3
76ERS	82	19855	3616-6974	.518	1846-2471	.747	1031	2344	3420	2264	2183-18	856	1474	622	9119	11.1
OPPONENTS	82	19855	3371-7083	.476	1852-2496	.742	1289	2344	3633	1965	2216-44	702	1615	470	8649	105.5

3-PT FG: 76ERS 41-139 (.295), Erving 3-11 (.273), Toney 25-59 (.424), B. Jones 0-3 (.000), Cheeks 6-22 (.273), Hollins 2-16 (.125), Dawkins 0-2 (.000), Bantom 1-3 (.333), C. Jones 0-3 (.000), Mix 1-4 (.250), Curetton 0-2 (.000), Richardson 2-2 (1.000), Edwards 0-9 (.000), Johnson 1-3 (.333), OPPONENTS 55-212 (.259).

1981-1982 GAME-BY-GAME RESULTS

DATE	W/L	PHI	OPP	TEAM	DATE	W/L	PHI	OPP	TEAM
10/30	W	128	104	Cleveland	02/10	W	102	96	Indiana
10/31	W	108	106	at Atlanta	02/13	W	114	107	at New York
11/03	W	112	99	at Washington	02/14	W	117	105	New York
11/04	W	107	99	Indiana	02/17	W	114	109	Dallas
11/06	L	99	106	Atlanta	02/19	W	132	117	Utah
11/10	W	95	93	at Detroit	02/21	W	109	102	Phoenix
11/11	W	117	90	Chicago	02/23	W	115	101	at San Diego
11/13	W	105	85	Kansas City	02/26	L	114	116	**at Los Angeles
11/14	W	109	102	at New York	02/27	L	125	134	at Denver
11/18	W	102	100	Milwaukee	03/02	L	109	112	at Chicago
11/20	W	99	94	at Cleveland	03/03	W	125	107	San Diego
11/21	W	135	106	Houston	03/05	W	89	80	Atlanta
11/27	W	124	112	*at Indiana	03/07	W	119	113	Los Angeles
11/28	W	116	103	Detroit	03/10	W	134	114	Golden State
12/01	W	107	98	at Atlanta	03/14	W	128	114	at Kansas City
12/02	L	101	106	San Antonio	03/16	L	91	106	at Milwaukee
12/04	L	103	111	at Boston	03/17	W	102	93	Washington
12/05	W	114	105	at New Jersey	03/19	W	112	95	Indiana
12/09	W	137	109	Denver	03/21	L	111	123	Boston
12/11	W	131	113	Cleveland	03/24	L	106	111	New Jersey
12/12	W	117	114	*at Chicago	03/25	L	98	100	at Detroit
12/13	L	108	127	at Milwaukee	03/26	W	115	111	at Cleveland
12/16	L	115	117	New York	03/28	W	116	98	at Boston
12/19	W	123	118	*Boston	03/30	L	114	116	*at Milwaukee
12/22	W	112	105	at New York	03/31	W	99	98	Chicago
12/27	L	96	99	at Phoenix	04/02	W	135	115	Cleveland
12/29	W	142	135	at Golden State	04/04	W	127	106	New York
12/30	W	102	99	at Seattle	04/06	W	117	104	at Chicago
01/01	W	120	105	at Portland	04/07	W	116	113	at New Jersey
01/02	W	109	107	at Utah	04/09	L	88	103	at Atlanta
01/05	L	101	124	at Detroit	04/11	L	109	110	*Boston
01/06	W	126	112	Washington	04/13	W	93	89	at Indiana
01/08	L	90	96	at Boston	04/14	W	119	111	Detroit
01/09	L	113	120	New Jersey	04/16	W	100	96	at Washington
01/12	W	95	92	at Washington	04/18	W	110	86	Milwaukee
01/13	L	107	111	Milwaukee					
01/15	L	90	96	Atlanta					
01/17	L	97	105	at New Jersey					
01/20	W	115	110	Portland					
01/22	W	112	105	at Indiana					
01/23	W	100	87	Seattle					
01/26	L	95	103	at San Antonio					
01/27	W	99	86	at Dallas					
01/28	L	101	109	at Houston					
02/03	W	122	96	Washington					
02/05	W	116	112	New Jersey					
02/07	W	123	107	Chicago					

* denotes overtime

** denotes double-overtime



YEAR BY YEAR RESULTS

1982-1983 SEASON STATISTICS

RECORD: 65-17 (.793)

HOME: 35-6

AWAY: 30-11

1ST ATLANTIC DIVISION

PLAYER	G-GS	MIN	FG-FGA	PCT	FT-FTA	PCT	OFF	DEF	TOT	AST	PF-DQ	STL	TO	BLK	PTS	AVG
Malone	78-78	2922	654-1305	.501	600-788	.761	445	749	1194	101	206-0	89	264	157	1908	24.5
Erving	72-72	2421	605-1170	.517	330-435	.759	173	318	491	263	202-1	112	196	131	1542	21.4
Toney	81-81	2474	626-1250	.501	324-411	.788	42	183	225	365	255-0	80	271	17	1598	19.7
Cheeks	79-79	2465	404-745	.542	181-240	.754	53	156	209	543	182-0	184	179	31	990	12.5
Jones	74-0	1749	250-460	.543	165-208	.793	102	242	344	142	199-4	85	109	91	665	9.0
C. Johnson	32-4	698	91-182	.500	34-58	.586	75	130	205	24	84-1	16	36	29	216	6.8
Richardson	77-1	1755	259-559	.463	71-111	.640	98	149	247	168	164-0	71	99	18	589	7.6
R. Johnson	29-8	549	69-154	.448	22-30	.733	32	58	90	23	82-1	8	35	17	160	5.5
Edwards	81-3	1266	228-483	.472	86-113	.761	23	62	85	221	119-0	81	110	6	542	6.7
Schoene	46-2	702	106-207	.512	21-28	.750	52	102	154	32	118-2	13	46	9	233	5.1
Iavaroni	80-77	1612	163-353	.462	78-113	.690	117	212	329	83	238-0	32	133	44	404	5.1
Cureton	73-3	987	108-258	.419	33-67	.493	84	185	269	43	144-1	37	76	24	249	3.4
McNamara	36-2	182	29-64	.453	20-45	.444	34	42	76	7	42-1	3	36	3	78	2.2
Anderson	13-0	48	8-22	.364	1-3	.333	4	8	12	1	6-0	1	5	0	17	1.3
76ERS	82	19830	3600-7212	.499	1966-2650	.742	1334	2596	3930	2016	2041-11	812	1627	577	9191	112.1
OPPONENTS	82	19830	3442-7470	.461	1964-2253	.721	1325	2263	3588	2089	2246-54	755	1650	511	8562	104.4

3-PT FG: 76ERS 25-109 (.229), Malone 0-1 (.000), Erving 2-7 (.286), Toney 22-76 (.289), Cheeks 1-6 (.167), Jones 0-1 (.000), Richardson 0-6 (.000), Edwards 0-8 (.000), Schoene 0-1 (.000), Iavaroni 0-2 (.000), Anderson 0-1 (.000). OPPONENTS 54-249 (.217)

1982-1983 GAME-BY-GAME RESULTS

DATE	W/L	PHI	OPP	TEAM	DATE	W/L	PHI	OPP	TEAM
10/29	W	104	89	at New York	02/06	W	97	96	at Seattle
10/30	W	110	99	New Jersey	02/09	W	106	93	Atlanta
11/03	W	130	111	San Diego	02/10	W	116	110	at Chicago
11/05	W	120	109	at Detroit	02/16	W	116	95	Denver
11/06	W	119	115	**Boston	02/18	W	127	98	Houston
11/10	W	145	108	Chicago	02/20	W	104	89	New York
11/12	L	108	117	Indiana	02/23	W	133	101	Dallas
11/13	W	110	100	at New Jersey	02/25	W	116	111	Chicago
11/14	W	102	93	Washington	02/27	W	115	104	Golden State
11/17	W	120	103	Detroit	03/01	W	106	94	at New York
11/19	W	121	109	Milwaukee	03/04	L	110	115	at Boston
11/23	L	103	106	Portland	03/06	L	106	112	at New Jersey
11/24	W	121	106	at Indiana	03/07	W	123	114	Detroit
11/26	W	120	102	at Cleveland	03/12	W	95	86	at Washington
11/27	W	126	113	Utah	03/13	W	97	93	Washington
11/30	L	97	111	at Atlanta	03/15	W	132	128	at Indiana
12/02	W	116	108	at Phoenix	03/16	W	105	100	Boston
12/03	W	127	110	at San Diego	03/19	W	105	97	at Milwaukee
12/05	W	114	104	at Los Angeles	03/20	W	121	119	at Detroit
12/08	W	132	85	Atlanta	03/22	L	76	89	at New York
12/10	L	97	123	at Boston	03/23	W	104	101	*Milwaukee
12/11	W	128	111	Detroit	03/25	L	92	101	New Jersey
12/15	W	99	93	Cleveland	03/27	W	94	80	Cleveland
12/17	W	109	95	New York	03/29	L	95	97	at Chicago
12/18	L	97	100	at Washington	03/30	W	120	113	Atlanta
12/21	W	122	105	Boston	04/01	L	104	111	New Jersey
12/26	W	124	122	at San Antonio	04/03	W	96	84	at Cleveland
12/28	W	104	93	at Houston	04/05	W	116	108	at Milwaukee
12/29	W	126	116	*at Dallas	04/06	L	109	112	San Antonio
01/05	W	122	120	*Los Angeles	04/08	W	126	118	*Indiana
01/07	W	106	89	at Washington	04/10	W	113	97	New York
01/08	W	125	113	Kansas City	04/12	L	97	102	at Atlanta
01/11	W	109	99	at Atlanta	04/13	L	76	95	Washington
01/12	W	122	121	Milwaukee	04/15	W	100	98	at New Jersey
01/14	W	115	105	at Detroit	04/17	L	101	114	at Boston
01/15	W	114	105	Indiana					
01/18	W	98	90	at Cleveland					
01/19	W	126	106	Chicago					
01/21	W	130	117	Seattle					
01/23	L	96	107	at Milwaukee					
01/25	W	116	99	at Chicago					
01/26	W	113	102	Phoenix					
01/28	W	114	99	at Kansas City					
01/29	W	126	109	at Utah					
02/01	W	133	124	at Denver					
02/03	W	117	111	at Golden State					
02/04	L	109	115	at Portland					

* denotes overtime
** denotes double-overtime



YEAR BY YEAR RESULTS

1983-1984 SEASON STATISTICS

RECORD: 52-30 (.634)

HOME: 32-9

AWAY: 20-21

2ND ATLANTIC DIVISION

PLAYER	G-GS	MIN	FG-FGA	PCT	FT-FTA	PCT	OFF	DEF	TOT	AST	PF-DQ	STL	TO	BLK	PTS	AVG
Malone	71-71	2613	532-1101	.483	545-727	.750	352	598	950	96	188-0	71	250	110	1609	22.7
Erving	77-77	2683	678-1324	.512	364-483	.754	190	342	532	309	217-3	141	230	139	1727	22.4
Toney	78-72	2556	593-1125	.527	390-465	.839	57	136	193	373	251-1	70	297	23	1588	20.4
Cheeks	75-75	2494	386-702	.550	170-232	.733	44	161	205	478	196-1	171	182	20	950	12.7
B. Jones	75-0	1761	226-432	.523	167-213	.784	92	231	323	187	199-1	107	101	103	619	8.3
Richardson	69-12	1571	221-473	.467	79-103	.767	62	103	165	155	145-0	49	100	23	521	7.6
Matthews	14-5	292	45-101	.446	9-14	.643	6	17	23	62	32-0	11	30	2	100	7.1
Williams	70-12	1375	193-405	.477	86-133	.647	117	209	326	60	203-3	62	96	103	472	6.7
Johnson	80-10	1721	193-412	.468	69-113	.611	131	267	398	55	205-1	35	95	65	455	5.7
Iavaroni	78-71	1532	149-322	.463	97-131	.740	91	219	310	95	222-1	36	124	55	395	5.1
Edwards	60-0	654	84-221	.380	34-48	.708	12	47	59	90	78-1	31	46	5	202	3.4
Threatt	45-0	464	62-148	.419	23-28	.821	17	23	40	41	65-1	13	33	2	148	3.3
Rautins	28-3	196	21-58	.362	6-10	.600	9	24	33	29	31-0	9	19	2	48	1.7
C. Jones	1-0	3	0-1	.000	1-4	.250	0	0	0	0	1-0	0	0	0	1	1.0
Kuczenski	3-2	40	1-8	.125	1-2	.500	1	5	6	2	7-0	1	5	1	3	1.0
76ERS	82	19955	3384-6833	.495	2041-2706	.754	1181	2382	3563	2032	2040-13	807	1628	653	8838	107.8
OPPONENTS	82	19955	3427-7136	.480	1757-2367	.742	1235	2237	3472	2062	2237-42	805	1559	483	8658	105.6

3-PT FG: 76ERS 29-107 (.271), Malone 0-4 (.000), Erving 7-21 (.333), Toney 12-38 (.316), Cheeks 8-20 (.400), B. Jones 0-1 (.000), Richardson 0-4 (.000), Matthews 1-7 (.143), Williams 0-1 (.000), Iavaroni 0-2 (.000), Edwards 0-1 (.000), Threatt 1-8 (.125). OPPONENTS 47-207 (.227).

1983-1984 GAME-BY-GAME RESULTS

DATE	W/L	PHI	OPP	TEAM	DATE	W/L	PHI	OPP	TEAM
10/28	W	117	114	Washington	02/08	W	118	107	Houston
10/29	W	124	112	*at Indiana	02/10	L	91	100	Chicago
11/01	W	99	91	Chicago	02/12	W	109	91	at Boston
11/04	L	94	104	Milwaukee	02/15	L	116	119	**at Dallas
11/05	W	119	112	at New Jersey	02/17	W	114	109	New Jersey
11/09	L	116	120	at Detroit	02/19	W	101	97	New York
11/11	W	108	100	Kansas City	02/21	L	116	119	*at New Jersey
11/13	W	124	116	*San Diego	02/23	L	109	116	*at Cleveland
11/16	W	102	97	New York	02/24	L	114	119	Portland
11/17	L	94	99	at Atlanta	02/26	L	99	101	Los Angeles
11/19	W	92	91	Boston	02/29	W	103	97	at Utah
11/22	W	112	108	Detroit	03/01	L	100	112	at Phoenix
11/23	W	113	105	at San Antonio	03/04	W	127	122	at San Diego
11/25	W	115	101	at Houston	03/07	W	113	105	at Los Angeles
11/29	W	98	96	at Indiana	03/09	W	92	84	Seattle
11/30	W	122	110	Atlanta	03/11	W	120	97	Utah
12/03	L	98	103	at Washington	03/13	W	121	106	at Indiana
12/04	W	121	114	*at Boston	03/14	W	92	91	Milwaukee
12/07	W	133	128	Denver	03/16	L	102	105	Atlanta
12/09	L	93	100	New Jersey	03/17	W	131	112	Phoenix
12/11	W	97	87	at Milwaukee	03/22	W	106	101	at Washington
12/14	W	115	93	Milwaukee	03/23	W	100	95	Cleveland
12/16	W	115	105	Cleveland	03/25	W	119	114	**Boston
12/21	W	122	121	San Antonio	03/27	L	78	97	at Atlanta
12/23	W	108	106	at Detroit	03/28	W	109	103	Washington
12/27	W	112	109	at Kansas City	03/30	W	118	110	Dallas
12/29	L	89	101	at Denver	03/31	W	111	104	at Chicago
12/30	L	93	97	*at Seattle	04/03	L	115	118	at Detroit
01/01	W	115	103	at Portland	04/05	L	103	113	at Milwaukee
01/03	L	106	115	at Golden State	04/06	W	112	106	Indiana
01/05	W	103	102	*at Milwaukee	04/08	W	109	108	New York
01/06	W	108	104	New Jersey	04/10	L	102	106	at New Jersey
01/07	L	98	106	at Cleveland	04/11	L	113	126	Detroit
01/09	L	73	111	at New York	04/14	W	103	100	at New York
01/11	W	121	99	Washington	04/15	W	129	115	Chicago
01/13	L	104	105	Boston					
01/14	W	129	103	Golden State					
01/17	W	128	117	Detroit					
01/18	W	109	107	at Cleveland					
01/20	W	109	106	Cleveland					
01/21	L	90	94	at Washington					
01/24	L	102	111	at New York					
01/25	L	98	102	at Boston					
02/01	W	111	103	Indiana					
02/03	L	88	99	Atlanta					
02/04	L	97	102	at Atlanta					
02/07	L	89	104	at Chicago					

* denotes overtime
 ** denotes double-overtime



YEAR BY YEAR RESULTS

1984-1985 SEASON STATISTICS

RECORD: 58-24 (.707)

HOME: 34-7

AWAY: 24-17

2ND ATLANTIC DIVISION

PLAYER	G-GS	MIN	FG-FGA	PCT	FT-FTA	PCT	OFF	DEF	TOT	AST	PF-DQ	STL	TO	BLK	PTS	AVG
Malone	79-79	2957	602-1284	.469	737-904	.815	385	646	1031	130	216-0	67	286	123	1941	24.6
Erving	78-78	2535	610-1236	.494	338-442	.765	172	242	414	233	199-0	135	208	109	1561	20.0
Toney	70-65	2237	450-914	.492	306-355	.862	35	142	177	363	211-1	65	224	24	1245	17.8
Barkley	82-60	2347	427-783	.545	293-400	.733	266	437	703	155	301-5	95	209	80	1148	14.0
Cheeks	78-78	2616	422-741	.570	175-199	.879	54	163	217	497	184-0	169	155	24	1025	13.1
Jones	80-8	1633	207-385	.538	186-216	.861	105	192	297	155	183-2	84	118	50	600	7.5
Richardson	74-20	1531	183-404	.453	76-89	.854	60	95	155	157	143-0	37	78	15	443	6.0
Threatt	82-0	1304	188-416	.452	66-90	.733	21	78	99	175	171-2	80	99	16	446	5.4
G. Johnson	55-3	756	107-263	.407	49-56	.875	48	116	164	38	99-0	31	49	16	264	4.8
C. Johnson	58-0	875	117-235	.498	36-49	.735	92	129	221	33	112-0	15	43	44	270	4.7
Wood	38-1	269	50-134	.373	18-26	.692	3	15	18	45	17-0	8	25	0	122	3.2
Williams	46-8	488	58-148	.392	28-47	.596	38	68	106	11	92-1	26	44	26	144	3.1
Iavaroni	12-10	156	12-31	.387	6-6	1.000	11	18	29	6	24-0	4	16	3	30	2.5
Hayes	11-0	101	10-18	.556	2-4	1.000	11	23	34	1	19-0	1	2	4	22	2.0
76ERS	82	19805	3443-6992	.492	2316-2883	.803	1301	2364	3665	1999	1971-11	817	1575	534	9261	112.9
OPPONENTS	82	19805	3494-7157	.488	1857-2397	.775	1183	2173	3356	2139	2209-32	753	1534	391	8925	108.8

3-PT FG: 76ERS 59-224 (.263), Malone 0-2 (.000), Erving 3-14 (.214), Toney 39-105 (.371), Barkley 1-6 (.167), Cheeks 6-26 (.231), Jones 0-4 (.000), Richardson 1-3 (.333), Threatt 4-22 (.182), G. Johnson 1-10 (.100), C. Johnson 0-1 (.000), Wood 4-30 (.133), Williams 0-1 (.000), OPPONENTS 80-311 (.257).

1984-1985 GAME-BY-GAME RESULTS

DATE	W/L	PHI	OPP	TEAM	DATE	W/L	PHI	OPP	TEAM
10/26	W	111	101	Cleveland	02/04	W	106	92	Atlanta
10/27	W	111	108	at Atlanta	02/06	W	116	111	Washington
10/30	W	118	96	at New Jersey	02/12	W	124	116	at Indiana
11/02	W	107	103	Dallas	02/13	W	131	129	New York
11/07	W	134	113	Indiana	02/15	L	107	112	Cleveland
11/09	L	119	130	at Boston	02/16	W	125	114	at Detroit
11/14	L	133	137	*Detroit	02/18	L	113	120	at Cleveland
11/16	W	101	90	at Detroit	02/20	W	137	116	Golden State
11/17	W	109	100	at Chicago	02/22	W	110	99	Detroit
11/20	L	105	120	Washington	02/24	W	117	108	Utah
11/21	W	112	107	at Indiana	02/26	L	97	116	at Milwaukee
11/23	W	119	117	*at Phoenix	02/28	W	127	119	at Kansas City
11/24	L	110	114	at Denver	03/03	L	90	99	at Houston
11/27	W	93	89	at Washington	03/04	L	103	109	at San Antonio
11/28	W	122	101	Indiana	03/06	W	96	86	Atlanta
11/30	W	126	116	Portland	03/08	W	128	114	Seattle
12/02	W	114	112	New Jersey	03/09	L	129	131	**at New York
12/05	W	112	111	Milwaukee	03/13	W	121	103	L.A. Clippers
12/07	W	122	116	L.A. Lakers	03/15	W	119	110	New York
12/09	W	110	94	New York	03/16	W	127	107	New Jersey
12/11	L	106	110	at New York	03/19	L	89	116	at Cleveland
12/12	W	110	107	Boston	03/20	L	117	118	*Kansas City
12/14	W	115	111	at Milwaukee	03/22	L	112	131	Milwaukee
12/15	W	114	102	at Chicago	03/24	W	124	103	Denver
12/19	W	123	118	San Antonio	03/27	W	115	97	Washington
12/21	L	101	104	Milwaukee	03/29	L	108	112	at Boston
12/22	W	107	93	New Jersey	03/30	W	122	117	at Chicago
12/25	W	109	108	at Detroit	04/02	W	102	91	at Atlanta
12/28	W	114	111	at Utah	04/03	L	110	113	Cleveland
12/29	W	109	95	at Golden State	04/05	W	116	113	Chicago
01/01	W	111	106	at Portland	04/06	L	117	121	at Indiana
01/02	W	118	109	at Seattle	04/09	W	113	104	Boston
01/05	W	110	106	at Milwaukee	04/10	L	100	125	at New Jersey
01/07	W	100	99	Phoenix	04/12	W	111	105	Indiana
01/09	W	126	122	Detroit	04/13	L	106	118	at Washington
01/11	W	115	108	Houston					
01/13	W	115	104	at Washington					
01/15	W	93	82	at New York					
01/16	W	122	99	Atlanta					
01/20	L	97	113	at Boston					
01/22	W	101	100	at Cleveland					
01/25	L	104	109	at L.A. Lakers					
01/26	W	120	113	at L.A. Clippers					
01/28	L	109	111	at Dallas					
01/30	W	122	104	Boston					
02/01	W	121	110	Chicago					
02/02	L	96	101	at New Jersey					

* denotes overtime
** denotes double-overtime



YEAR BY YEAR RESULTS

1985-1986 SEASON STATISTICS

RECORD: 54-28 (.659)

HOME: 31-10

AWAY: 23-18

2ND ATLANTIC DIVISION

PLAYER	G-GS	MIN	FG-FGA	PCT	FT-FTA	PCT	OFF	DEF	TOT	AST	PF-DQ	STL	TO	BLK	PTS	AVG
Malone	74-74	2706	571-1246	.458	617-784	.787	339	533	872	90	194-0	67	261	71	1759	23.8
Barkley	80-80	2952	595-1041	.572	396-578	.685	354	672	1026	312	333-8	173	350	125	1630	20.0
Erving	74-74	2474	521-1085	.480	289-368	.785	169	201	370	248	196-3	113	214	82	1340	18.1
Cheeks	82-82	3270	490-913	.537	282-335	.842	55	180	235	753	160-0	207	238	27	1266	15.4
McAdoo	29-0	609	116-251	.462	62-81	.765	25	78	103	35	64-0	10	49	18	294	10.1
Threatt	70-27	1754	310-684	.453	75-90	.833	21	100	121	193	157-1	93	102	5	696	9.9
Thompson	23-8	432	70-194	.361	37-43	.860	27	36	63	24	49-1	15	30	17	179	7.8
Catledge	64-7	1092	202-431	.469	90-139	.647	107	165	272	21	127-0	31	69	8	494	7.7
Jones	70-42	1519	189-338	.559	114-145	.786	49	120	169	126	159-0	48	90	50	492	7.0
Wood	29-1	455	57-136	.419	27-34	.794	9	18	27	75	24-0	14	20	0	154	5.3
Green	21-0	232	39-91	.429	14-23	.609	10	25	35	6	27-0	1	18	2	92	4.4
Moss	60-0	852	95-239	.397	54-74	.730	25	65	90	89	106-0	50	61	12	249	4.2
Toney	6-0	84	11-36	.306	3-8	.375	2	3	5	12	8-0	2	7	0	25	4.2
Stokes	31-13	350	56-119	.471	14-21	.667	27	30	57	17	56-0	14	19	11	126	4.1
Johnson	75-2	1069	105-223	.471	51-81	.630	106	149	255	15	129-0	23	38	62	261	3.5
Carter	4-0	36	5-16	.313	5-6	.833	0	1	1	1	8-0	0	1	0	15	3.8
Winters	4-0	17	3-13	.231	0-0	---	1	2	3	0	1-0	1	2	0	6	1.5
Young	2-0	2	0-2	.000	0-0	---	0	0	0	0	0-0	0	0	0	0	0.0
76ERS	82	19905	3435-7058	.487	2130-2810	.758	1326	2378	3704	2017	1798-13	862	1595	490	9051	110.4
OPPONENTS	82	19905	3615-7328	.493	1546-2041	.757	1189	2228	3417	2255	2187-41	802	1520	469	8858	108.0

3-PT FG: 76ERS 51-224 (.228), Malone 0-1 (.000), Barkley 17-75 (.227), Erving 9-32 (.281), Cheeks 4-17 (.235), Threatt 1-24 (.042), Thompson 2-12 (.167), Catledge 0-4 (.000), Jones 0-1 (.000), Wood 13-29 (.448), Moss 5-25 (.200), Toney 0-2 (.000), Stokes 0-1 (.000), Winters 0-1 (.000), OPPONENTS 82-282 (.291).

1985-1986 GAME-BY-GAME RESULTS

DATE	W/L	PHI	OPP	TEAM	DATE	W/L	PHI	OPP	TEAM
10/26	W	99	89	at New York	01/24	W	121	114	at Cleveland
10/29	L	117	119	at Milwaukee	01/26	L	103	105	at Boston
10/30	W	132	125	*Detroit	01/28	W	106	99	at Seattle
11/01	L	102	106	at New Jersey	01/29	L	86	107	at Utah
11/02	L	113	114	*at Atlanta	01/31	L	100	134	at L.A. Lakers
11/06	W	105	97	Indiana	02/01	L	121	125	at Golden State
11/08	L	95	107	San Antonio	02/05	W	142	107	New Jersey
11/10	W	105	97	Milwaukee	02/06	W	111	103	at Cleveland
11/13	W	110	106	Chicago	02/12	W	106	98	Chicago
11/16	L	97	118	at Washington	02/13	W	95	92	at New York
11/20	W	117	113	Golden State	02/15	L	133	134	*at Detroit
11/22	L	103	110	at Boston	02/17	L	106	111	Milwaukee
11/23	L	114	119	Detroit	02/19	W	153	133	Portland
11/26	L	91	98	Boston	02/21	W	97	87	Washington
11/27	W	111	100	at New Jersey	02/23	L	111	117	*L.A. Lakers
11/29	W	110	100	at Indiana	02/25	W	122	108	at Chicago
11/30	W	115	95	at New York	02/28	W	123	120	at Dallas
12/03	W	127	107	at Detroit	03/01	W	118	107	at Denver
12/04	W	115	110	*Washington	03/04	L	121	128	at Atlanta
12/06	L	121	123	Denver	03/05	L	114	122	*Atlanta
12/08	L	100	105	Seattle	03/07	L	95	125	at Milwaukee
12/11	W	125	110	Cleveland	03/09	W	120	102	Indiana
12/12	L	102	106	at Chicago	03/11	W	101	91	at Indiana
12/14	L	103	107	at Atlanta	03/12	W	105	95	New York
12/17	W	102	96	at Indiana	03/14	W	109	100	Cleveland
12/18	W	126	108	Houston	03/16	L	101	118	at Boston
12/20	W	112	105	Utah	03/17	W	118	112	*at Cleveland
12/21	W	108	102	Boston	03/19	W	118	112	Chicago
12/26	W	117	108	at L.A. Clippers	03/21	W	112	105	Washington
12/28	W	100	98	at Phoenix	03/22	W	123	115	New Jersey
12/30	W	87	84	at Sacramento	03/24	L	93	100	at Washington
01/01	W	121	119	*at Portland	03/26	W	112	103	Atlanta
01/04	L	100	115	at Houston	03/28	L	94	116	Milwaukee
01/06	W	108	102	at San Antonio	03/30	W	114	113	Dallas
01/08	W	116	114	L.A. Clippers	04/02	W	93	87	New York
01/10	W	113	102	Sacramento	04/04	W	122	102	Cleveland
01/11	W	102	101	at Detroit	04/06	W	95	94	Boston
01/14	W	123	105	at New Jersey	04/08	W	116	112	Detroit
01/15	L	89	123	New Jersey	04/11	W	130	122	Indiana
01/17	W	120	118	*at Chicago	04/13	L	97	98	at Washington
01/20	W	103	93	New York					
01/22	W	118	111	Phoenix					

* denotes overtime



YEAR BY YEAR RESULTS

1986-1987 SEASON STATISTICS

RECORD: 45-37 (.549)

HOME: 28-13

AWAY: 17-24

2ND ATLANTIC DIVISION

PLAYER	G-GS	MIN	FG-FGA	PCT	FT-FTA	PCT	OFF	DEF	TOT	AST	PF-DQ	STL	TO	BLK	PTS	AVG
Barkley	68-62	2740	557-937	.594	429-564	.761	390	604	994	331	252-5	119	322	104	1564	23.0
Erving	60-60	1918	400-850	.471	191-235	.813	115	149	264	191	137-0	76	158	94	1005	16.8
Cheeks	68-68	2624	415-788	.527	227-292	.777	47	168	215	538	109-0	180	173	15	1061	15.6
Robinson	55-30	1586	338-729	.464	139-184	.755	86	221	307	89	150-1	86	123	30	815	14.8
Hinson	76-58	2489	393-823	.478	273-360	.758	150	338	488	60	281-4	45	149	161	1059	13.9
McCormick	81-79	2817	391-718	.545	251-349	.719	180	431	611	114	270-4	36	153	64	1033	12.8
Toney	52-12	1058	197-437	.451	133-167	.796	16	69	85	188	78-0	18	112	8	549	10.6
Threatt	28-8	668	108-261	.414	42-53	.792	18	39	57	82	76-0	32	47	4	265	9.5
Ruland	5-2	116	19-28	.679	9-12	.750	12	16	28	10	13-0	0	10	4	47	9.4
Wingate	77-9	1612	259-602	.430	149-201	.741	70	86	156	155	169-1	93	128	19	680	8.8
Colter	43-13	849	120-255	.471	49-68	.721	14	52	66	116	61-0	37	38	6	293	6.8
Free	20-2	285	39-123	.317	36-47	.766	5	14	19	30	26-0	5	18	4	116	5.8
Green	19-0	172	25-70	.357	14-19	.737	6	22	28	7	8-0	4	15	2	64	3.4
McNamara	11-1	113	14-30	.467	7-19	.368	17	19	36	2	17-0	1	8	0	35	3.2
Lampley	1-0	16	1-3	.333	1-2	.500	1	4	5	0	0-0	1	1	0	3	3.0
Vranes	58-6	817	59-138	.428	21-45	.467	51	95	146	30	127-0	35	26	25	140	2.4
76ERS	82	19880	3335-6792	.491	1971-2617	.753	1178	2327	3505	1943	1774-15	768	1519	540	8729	106.5
OPPONENTS	82	19880	3537-7204	.491	1552-2049	.757	1214	2202	3416	2202	1982-30	813	1372	446	8745	106.6

3-PT FG: 76ERS 88-340 (.259), Barkley 21-104 (.202), Erving 14-53 (.264), Cheeks 4-17 (.235), Robinson 0-4 (.000), Hinson 0-1 (.000), McCormick 0-4 (.000), Toney 22-67 (.328), Threatt 7-16 (.438), Wingate 13-52 (.250), Colter 4-8 (.500), Free 2-9 (.222), Vranes 1-5 (.200). OPPONENTS 119-416 (.286).

1986-1987 GAME-BY-GAME RESULTS

DATE	W/L	PHI	OPP	TEAM	DATE	W/L	PHI	OPP	TEAM
10/31	W	108	104	Indiana	01/30	W	121	112	Chicago
11/02	L	113	122	Atlanta	01/31	L	105	106	at Washington
11/04	L	121	125	**at Indiana	02/03	W	99	94	at Indiana
11/05	W	107	101	Milwaukee	02/04	W	121	95	at New Jersey
11/07	W	114	97	San Antonio	02/10	L	99	104	at Chicago
11/09	W	125	119	at Portland	02/11	L	113	123	*Detroit
11/11	W	121	114	at Seattle	02/14	L	107	125	at Detroit
11/13	L	104	112	at Golden State	02/16	W	111	101	at New York
11/14	L	97	127	at Phoenix	02/18	W	114	103	Golden State
11/16	W	103	90	at L.A. Clippers	02/20	W	123	91	Sacramento
11/19	W	98	94	New York	02/22	L	110	112	*L.A. Lakers
11/21	L	110	120	Detroit	02/23	L	103	112	at Atlanta
11/23	W	114	104	Houston	02/26	L	94	96	at San Antonio
11/25	W	102	100	Boston	02/27	L	110	123	*Dallas
11/28	W	116	112	Portland	03/01	W	102	97	at Houston
12/03	W	115	110	*Milwaukee	03/04	L	99	102	New York
12/05	L	106	108	at Boston	03/06	W	123	113	Washington
12/06	W	105	100	New Jersey	03/07	L	102	114	New Jersey
12/10	W	122	112	Indiana	03/10	W	100	91	at Cleveland
12/12	L	90	123	at New Jersey	03/11	W	117	108	Chicago
12/13	L	120	123	at Cleveland	03/14	L	95	98	at Detroit
12/16	L	91	103	at Milwaukee	03/18	W	109	107	Atlanta
12/17	L	107	110	Cleveland	03/20	W	116	106	Denver
12/19	W	122	100	Boston	03/21	W	105	102	at Milwaukee
12/20	L	88	98	Detroit	03/23	L	100	103	Dallas
12/22	L	111	114	Utah	03/24	L	91	93	at Chicago
12/25	L	97	102	Washington	03/27	W	110	99	New Jersey
12/27	W	99	95	at Sacramento	03/29	L	100	118	at Boston
12/28	L	85	111	at L.A. Lakers	03/31	W	116	105	at Cleveland
12/30	W	111	108	at Denver	04/01	W	108	99	Cleveland
01/02	W	104	99	at Utah	04/03	L	109	113	at New Jersey
01/05	W	108	102	L.A. Clippers	04/05	W	106	104	*Boston
01/07	W	109	102	at Atlanta	04/06	L	101	108	at New York
01/09	L	84	94	New York	04/08	L	92	110	at Atlanta
01/10	L	111	117	at Washington	04/10	W	98	96	*Chicago
01/13	W	101	94	at Indiana	04/13	W	113	105	Washington
01/14	W	96	93	Atlanta	04/15	L	95	128	at Milwaukee
01/17	L	89	105	at Chicago	04/17	L	111	115	Indiana
01/19	W	107	104	Phoenix	04/19	W	108	102	at Washington
01/21	W	129	123	*Seattle					
01/25	L	96	111	at Boston					
01/27	W	108	103	at New York					
01/28	W	109	107	Cleveland					

* denotes overtime
 ** denotes double-overtime



YEAR BY YEAR RESULTS

1987-1988 SEASON STATISTICS

RECORD: 36-46 (.439)

HOME: 27-14

AWAY: 9-32

4TH ATLANTIC DIVISION

PLAYER	G-GS	MIN	FG-FGA	PCT	FT-FTA	PCT	OFF	DEF	TOT	AST	PF-DQ	STL	TO	BLK	PTS	AVG
Barkley	80-80	3170	753-1283	.587	714-951	.751	385	566	951	254	278-6	100	304	103	2264	28.3
Robinson	62-51	2110	483-1041	.464	210-293	.717	116	289	405	131	192-4	79	161	39	1178	19.0
Gminski	47-47	1767	290-652	.445	212-226	.938	163	331	494	84	98-0	36	94	85	792	16.9
Cheeks	79-79	2871	428-865	.495	227-275	.825	59	194	253	635	116-0	167	160	22	1086	13.7
Hinson	29-10	845	123-272	.452	89-124	.718	53	116	169	27	90-3	24	63	68	335	11.6
Wingate	61-22	1419	218-545	.400	99-132	.750	44	57	101	119	125-0	47	104	22	545	8.9
Coleman	43-14	841	110-213	.516	76-101	.752	58	119	177	23	120-1	15	55	25	296	6.9
G. Henderson	69-3	1436	189-439	.431	136-168	.810	26	71	97	218	173-0	67	125	5	581	8.4
McCormick	23-17	601	11-138	.514	37-53	.698	49	95	144	26	75-1	14	35	8	179	7.8
Toney	29-15	522	72-171	.421	58-72	.806	8	39	47	108	35-0	11	50	6	211	7.3
King	72-44	1593	211-540	.391	78-103	.757	71	145	216	109	219-4	39	93	18	517	7.2
D. Henderson	22-1	351	47-116	.405	32-47	.681	11	24	35	34	41-0	12	40	5	126	5.7
Welp	10-0	132	18-31	.581	12-18	.667	11	13	24	5	25-0	5	9	5	48	4.8
Askew	14-2	234	22-74	.297	8-11	.727	6	16	22	33	12-0	10	12	6	52	3.7
McNamara	42-18	581	52-133	.391	48-66	.727	66	91	157	18	67-0	4	26	12	152	3.6
Thornton	41-2	508	59-111	.532	29-47	.617	41	58	99	11	80-1	9	27	3	147	3.6
Colter	12-0	152	15-40	.375	7-9	.778	7	11	18	26	20-0	6	11	0	37	3.1
Vranes	57-5	772	53-121	.438	15-35	.429	45	72	117	36	100-0	27	25	33	121	2.1
76ERS	82	19905	3214-6785	.474	2087-2731	.764	1219	2307	3526	1897	1866-20	672	1433	465	8667	105.7
OPPONENTS	82	19905	3501-7063	.496	1640-2163	.758	11905	2225	3334	2217	2118-25	718	1280	441	8785	107.1

3-PT FG: 76ERS 152-471 (.323), Barkley 44-157 (.280), Robinson 2-9 (.222), Cheeks 3-22 (.136), Hinson 0-1 (.000), Wingate 10-40 (.250), Coleman 0-1 (.000), G. Henderson 67-159 (.421), Toney 9-27 (.333), King 17-49 (.347), D. Henderson 0-1 (.000), Thornton 0-2 (.000), Vranes 0-3 (.000). OPPONENTS 143-423 (.338).

1987-1988 GAME-BY-GAME RESULTS

DATE	W/L	PHI	OPP	TEAM	DATE	W/L	PHI	OPP	TEAM
11/06	W	108	95	Indiana	02/04	L	95	109	at Indiana
11/07	L	94	104	at Chicago	02/09	L	110	112	at Atlanta
11/13	L	94	113	Detroit	02/11	W	119	113	*Milwaukee
11/14	L	83	104	at Atlanta	02/14	L	105	109	at New Jersey
11/18	W	113	109	at Detroit	02/15	L	95	102	at Detroit
11/20	W	116	85	Boston	02/17	L	107	115	Cleveland
11/21	L	88	101	at Cleveland	02/19	W	115	100	New Jersey
11/24	W	108	104	Cleveland	02/21	L	115	120	*at Milwaukee
11/27	L	103	109	at Golden State	02/22	L	106	119	at Houston
11/28	L	114	115	*at Sacramento	02/24	L	121	123	*at San Antonio
11/30	W	106	100	at Utah	02/26	L	104	120	at Denver
12/02	L	85	88	at L.A. Clippers	02/27	L	91	100	at Dallas
12/04	W	118	105	Seattle	02/29	W	102	101	Chicago
12/08	W	109	96	at Chicago	03/03	L	93	97	at Chicago
12/09	W	94	86	Portland	03/04	L	108	110	*at New York
12/12	L	121	131	Denver	03/06	W	105	100	at Indiana
12/16	W	114	102	San Antonio	03/07	L	104	110	L.A. Lakers
12/17	W	106	96	at New York	03/11	W	124	118	Sacramento
12/19	W	95	90	Dallas	03/13	W	104	96	Washington
12/20	L	87	124	at Boston	03/15	L	90	104	at Atlanta
12/22	L	115	118	Boston	03/16	W	115	108	New York
12/23	W	110	106	at New Jersey	03/18	W	129	109	Indiana
12/25	L	100	106	Atlanta	03/19	W	94	89	at Washington
12/28	L	101	117	at Phoenix	03/22	L	90	102	at New Jersey
12/29	L	115	131	at L.A. Lakers	03/23	L	102	118	Chicago
01/01	L	125	127	at Portland	03/25	W	97	93	at Boston
01/02	L	114	116	at Seattle	03/28	W	108	98	Houston
01/04	W	122	114	Phoenix	03/30	W	134	109	Milwaukee
01/06	W	116	93	Utah	04/01	L	93	105	Atlanta
01/08	W	117	103	L.A. Clippers	04/05	L	119	136	New York
01/09	W	126	110	Cleveland	04/08	L	86	96	Detroit
01/12	L	103	106	at Milwaukee	04/10	L	108	117	Boston
01/13	W	104	95	New Jersey	04/11	W	115	102	at Milwaukee
01/15	W	119	104	New York	04/13	W	98	97	*Washington
01/16	L	96	110	at New York	04/15	L	101	103	*Atlanta
01/20	L	98	110	Washington	04/16	L	92	126	at Indiana
01/24	L	99	131	at Washington	04/19	W	115	102	Milwaukee
01/25	L	117	118	*at Washington	04/21	W	104	101	New Jersey
01/27	L	109	119	*Chicago	04/23	L	99	104	at Cleveland
01/29	W	94	89	Indiana	04/24	L	118	128	at Detroit
01/31	L	85	100	at Boston					
02/03	W	96	84	Golden State					

* denotes overtime



YEAR BY YEAR RESULTS

1988-1989 SEASON STATISTICS

RECORD: 46-36 (.561)

HOME: 30-11

AWAY: 16-25

2ND ATLANTIC DIVISION

PLAYER	G-GS	MIN	FG-FGA	PCT	FT-FTA	PCT	OFF	DEF	TOT	AST	PF-DQ	STL	TO	BLK	PTS	AVG
Barkley	79-79	3088	700-1208	.579	602-799	.753	403	583	986	325	262-3	126	254	67	2037	25.8
Gminski	82-82	2739	556-1166	.477	297-341	.871	213	556	769	138	142-0	46	129	106	1409	17.2
Anderson	82-12	2618	566-1152	.491	196-229	.856	167	239	406	139	166-1	71	126	23	1330	16.2
Robinson	14-13	416	90-187	.481	32-44	.727	19	56	75	32	37-0	17	34	2	212	15.1
Hawkins	79-79	2577	442-971	.455	241-290	.831	51	174	225	239	184-0	120	158	37	1196	15.1
Cheeks	71-70	2298	336-696	.483	151-195	.774	39	144	183	554	114-0	105	116	17	824	11.6
Smith	36-18	695	105-220	.477	65-93	.699	31	55	86	68	100-3	24	44	15	279	7.8
Henderson	65-0	986	144-348	.414	104-127	.819	17	51	68	140	121-1	42	73	3	425	6.5
Brooks	82-6	1372	156-371	.420	61-69	.884	19	75	94	306	116-0	69	65	3	428	5.2
Coleman	58-11	703	117-241	.485	61-77	.792	49	128	177	17	120-0	10	48	18	295	5.1
Jones	42-34	577	81-179	.453	50-67	.746	24	71	95	33	50-0	16	39	13	212	5.0
Wingate	33-6	372	54-115	.470	27-34	.794	12	25	37	73	43-0	9	35	2	137	4.2
Myers	4-0	40	6-12	.500	2-4	.500	3	7	10	2	3-0	3	4	0	14	3.5
Welp	72-0	843	99-222	.446	48-73	.658	59	134	193	29	176-0	23	42	41	246	3.4
Thornton	54-0	449	47-111	.423	32-60	.533	36	56	92	15	87-0	8	23	7	127	2.4
Rowinski	3-0	7	1-2	.500	1-2	.500	1	2	3	0	0-0	0	0	0	3	1.0
76ERS	82	19780	3500-7201	.486	1970-2504	.787	1143	2356	3499	2110	1721-8	689	1214	354	9174	111.9
OPPONENTS	82	19780	3658-7296	.501	1965-2023	.774	1149	2412	3361	2281	1984-26	640	1269	445	9051	110.4

3-PT FG: 76ERS 204-646 (.316), Barkley 35-162 (.216), Gminski 0-6 (.000), Anderson 2-11 (.182), Robinson 0-1 (.000), Hawkins 71-166 (.428), Cheeks 1-13 (.077), Smith 4-16 (.250), Henderson 33-107 (.308), Brooks 55-153 (.359), Jones 0-1 (.000), Wingate 2-6 (.333), Welp 0-1 (.000), Thornton 1-3 (.333). OPPONENTS 170-495 (.343).

1988-1989 GAME-BY-GAME RESULTS

DATE	W/L	PHI	OPP	TEAM	DATE	W/L	PHI	OPP	TEAM
11/04	W	129	110	L.A. Clippers	01/31	L	103	118	at Cleveland
11/05	W	129	115	Boston	02/01	W	114	110	*Washington
11/08	L	109	116	Detroit	02/03	L	106	124	Detroit
11/09	L	103	114	at Milwaukee	02/08	W	109	102	Seattle
11/11	W	107	105	Atlanta	02/14	W	113	108	at Indiana
11/15	L	107	120	at Chicago	02/15	W	113	98	Indiana
11/16	W	123	110	Chicago	02/17	L	127	129	*New Jersey
11/18	W	137	135	New York	02/18	L	100	118	at Cleveland
11/19	L	122	141	at New York	02/22	W	139	108	at Miami
11/22	W	130	103	at Washington	02/24	L	95	120	at Phoenix
11/23	W	104	91	Cleveland	02/26	L	115	122	at Denver
11/25	W	123	116	Charlotte	02/28	W	123	105	at L.A. Clippers
11/26	W	122	114	Indiana	03/01	W	114	111	at Sacramento
11/28	L	104	109	L.A. Lakers	03/03	L	121	129	at Portland
11/30	W	114	106	Portland	03/04	L	104	118	at Seattle
12/01	L	107	109	at Charlotte	03/06	L	106	110	Phoenix
12/03	W	107	100	at Indiana	03/07	W	90	88	at Chicago
12/07	W	134	109	Denver	03/09	W	106	96	Sacramento
12/09	L	107	121	at Boston	03/11	L	106	111	Detroit
12/10	L	100	106	at Detroit	03/15	W	100	96	New Jersey
12/13	L	91	109	Milwaukee	03/16	W	121	112	at New York
12/14	L	96	103	at Atlanta	03/18	L	114	123	at Washington
12/16	W	114	106	at New Jersey	03/20	L	109	129	New York
12/17	W	119	107	Utah	03/22	W	100	97	Cleveland
12/20	L	102	108	Dallas	03/24	W	135	122	San Antonio
12/25	W	125	110	Washington	03/26	L	103	105	at Boston
12/27	L	112	119	at Golden State	03/28	W	117	115	*Boston
12/28	L	123	128	at L.A. Lakers	03/31	W	114	93	Miami
12/30	L	95	102	at Utah	04/02	W	108	99	Houston
01/05	L	104	119	at San Antonio	04/04	W	124	113	at New York
01/07	W	96	95	at Houston	04/05	L	93	135	at Atlanta
01/09	W	121	103	at Dallas	04/07	W	118	108	at Charlotte
01/11	W	103	94	New Jersey	04/08	L	103	113	at Milwaukee
01/13	W	114	101	Atlanta	04/11	L	90	92	at Cleveland
01/15	W	116	109	at Charlotte	04/14	L	115	119	Charlotte
01/16	L	122	127	*Charlotte	04/16	W	115	112	New York
01/18	W	115	104	Boston	04/18	W	124	102	Milwaukee
01/20	L	109	117	at Boston	04/20	W	105	92	at New Jersey
01/21	L	105	107	at Washington	04/21	L	91	100	at Detroit
01/25	W	120	108	Chicago	04/23	W	115	106	Washington
01/27	W	113	112	Golden State					
01/28	W	123	105	at New Jersey					

* denotes overtime



YEAR BY YEAR RESULTS

1989-1990 SEASON STATISTICS

RECORD: 53-29 (.646)

HOME: 34-7

AWAY: 19-22

1ST ATLANTIC DIVISION

PLAYER	G-GS	MIN	FG-FGA	PCT	FT-FTA	PCT	OFF	DEF	TOT	AST	PF-DQ	STL	TO	BLK	PTS	AVG
Barkley	79-79	3085	706-1177	.600	557-744	.749	361	548	909	307	250-2	148	243	50	1989	25.2
Hawkins	82-82	2856	522-1136	.460	387-436	.888	85	219	304	261	217-2	130	185	28	1515	18.5
Dawkins	81-81	2865	465-950	.489	210-244	.861	48	199	247	601	159-1	121	214	9	1162	14.3
Gminski	81-81	2659	458-1002	.457	193-235	.821	196	491	687	128	136-0	43	98	102	1112	13.7
Anderson	78-3	2089	379-841	.451	165-197	.838	81	214	295	143	143-0	72	78	13	926	11.9
Mahorn	75-66	2271	313-630	.497	183-256	.715	167	401	568	98	251-2	44	104	103	811	10.8
Smith	75-7	1405	261-514	.508	130-186	.699	62	110	172	109	198-2	35	85	20	668	8.9
Vincent	17-5	259	45-105	.429	33-37	.892	13	23	36	8	23-0	10	14	2	124	7.3
Brooks	72-1	975	119-276	.431	50-57	.877	15	49	64	207	105-0	47	38	0	319	4.4
Payne	35-4	216	47-108	.435	16-18	.889	11	15	26	10	37-0	7	20	6	114	3.3
Copeland	23-0	110	31-68	.456	11-14	.786	4	6	10	9	12-0	1	19	1	74	3.2
Nimphius	38-1	314	38-91	.418	14-30	.467	22	39	61	6	45-0	4	12	18	90	2.4
Thornton	56-0	592	48-112	.429	26-51	.510	45	88	133	17	105-1	20	35	12	123	2.2
Gaines	9-0	81	4-12	.333	1-4	.250	1	4	5	26	11-0	4	10	0	10	1.1
Lloyd	2-0	10	1-2	.500	0-0	---	0	0	0	0	3-0	0	4	0	2	1.0
Shouse	3-0	18	0-4	.000	0-0	---	0	0	0	2	2-0	1	2	1	0	0.0
76ERS	82	19805	3437-7028	.489	1976-2509	.788	1111	2406	3517	1932	1697-10	687	1209	365	9039	110.2
OPPONENTS	82	19805	3417-7117	.480	1584-2054	.771	1113	2356	3469	2155	1945-16	636	1234	380	8630	105.2

3-PT FG: 76ERS 189-543 (.348), Barkley 20-92 (.217), Hawkins 84-200 (.420), Dawkins 22-66 (.333), Gminski 3-17 (.176), Anderson 3-21 (.143), Mahorn 2-9 (.222), Smith 16-36 (.444), Vincent 1-1 (.1000), Brooks 31-79 (.392), Payne 4-10 (.400), Copeland 1-5 (.200), Nimphius 0-1 (.000), Thornton 1-3 (.333), Gaines 1-2 (.500), Shouse 0-1 (.000). OPPONENTS 212-573 (.370).

1989-1990 GAME-BY-GAME RESULTS

DATE	W/L	PHI	OPP	TEAM	DATE	W/L	PHI	OPP	TEAM
11/04	L	96	102	Milwaukee	01/31	W	112	108	at Indiana
11/08	W	115	91	Miami	02/02	W	119	109	Milwaukee
11/10	L	118	125	*at Minnesota	02/04	W	105	102	at Milwaukee
11/11	W	104	96	at Milwaukee	02/05	W	114	89	Utah
11/14	L	94	96	at Boston	02/07	L	112	113	Golden State
11/15	W	109	96	Charlotte	02/08	L	99	101	at Orlando
11/17	W	108	101	San Antonio	02/14	W	122	112	New Jersey
11/18	L	103	116	at Orlando	02/16	W	100	96	*Seattle
11/22	W	113	103	at Miami	02/18	W	110	109	at Portland
11/24	W	121	108	Washington	02/19	L	102	115	at Utah
11/25	W	111	103	at Indiana	02/21	W	96	95	at Golden State
11/29	W	114	84	Cleveland	02/23	L	116	122	at L.A. Lakers
12/01	L	90	107	at Washington	02/24	L	99	126	at Phoenix
12/02	L	92	100	at Atlanta	02/26	W	129	110	Orlando
12/05	L	103	110	at New York	03/01	W	105	100	at New York
12/06	W	121	98	Miami	03/02	L	112	115	*at Detroit
12/08	W	107	101	Detroit	03/05	W	128	105	L.A. Clippers
12/09	L	105	125	at Chicago	03/07	W	110	93	New York
12/12	L	82	97	at New Jersey	03/09	L	100	104	Portland
12/13	W	112	103	Atlanta	03/11	L	105	107	at Boston
12/15	L	88	95	Dallas	03/13	L	102	119	at Cleveland
12/20	W	118	111	Washington	03/14	W	116	110	L.A. Lakers
12/22	W	89	88	at Boston	03/16	W	119	110	New Jersey
12/23	W	131	104	Chicago	03/17	L	109	114	at Chicago
12/26	L	111	114	at Denver	03/19	W	108	94	at New Jersey
12/27	L	106	110	at Seattle	03/21	W	118	97	Miami
12/29	L	95	105	at Sacramento	03/23	W	115	99	Sacramento
12/30	W	100	95	at L.A. Clippers	03/24	W	114	112	*at Washington
01/03	L	94	103	at San Antonio	03/28	W	122	104	Boston
01/05	W	104	79	at Dallas	03/30	W	149	131	Denver
01/06	L	119	124	*at Houston	04/01	W	141	112	Phoenix
01/08	W	120	116	Indiana	04/03	W	133	112	Houston
01/10	W	113	111	New York	04/06	L	104	114	at New York
01/12	L	102	113	Cleveland	04/07	W	112	108	at Atlanta
01/13	W	120	101	at Washington	04/10	L	111	123	Atlanta
01/17	W	112	108	Detroit	04/12	W	110	77	Minnesota
01/19	W	102	95	at Miami	04/14	W	109	102	at Charlotte
01/20	W	108	98	New Jersey	04/18	W	124	113	Indiana
01/23	W	103	88	at Cleveland	04/19	W	107	97	at Detroit
01/24	W	125	103	Orlando	04/22	L	98	118	Boston
01/26	W	120	109	Chicago					
01/27	W	125	101	Washington					

* denotes overtime



YEAR BY YEAR RESULTS

1990-1991 SEASON STATISTICS

RECORD: 44-38 (.537)

HOME: 29-12

AWAY: 15-26

2ND ATLANTIC DIVISION

PLAYER	G-GS	MIN	FG-FGA	PCT	FT-FTA	PCT	OFF	DEF	TOT	AST	PF-DQ	STL	TO	BLK	PTS	AVG
Barkley	67-67	2498	665-1167	.570	475-658	.722	258	422	680	284	173-2	110	210	33	1849	27.6
Hawkins	80-80	3110	590-1251	.472	479-550	.871	48	262	310	299	182-0	178	213	39	1767	22.1
Gilliam	50-50	1695	292-621	.470	164-201	.816	134	230	364	78	120-1	35	110	32	748	15.0
Dawkins	4-4	124	26-41	.634	10-11	.909	0	16	16	28	4-0	3	8	0	63	15.8
Anderson	82-13	2340	512-1055	.485	165-198	.833	103	264	367	115	163-1	65	100	13	1198	14.6
Green	79-75	2248	334-722	.463	117-141	.830	33	104	137	413	130-0	57	108	6	793	10.0
Gminski	30-29	791	109-284	.384	53-63	.841	71	130	201	33	41-0	16	31	34	272	9.1
Mahorn	80-74	2439	261-559	.467	189-240	.788	151	470	621	118	276-6	79	127	56	711	8.9
Turner	70-1	1407	168-383	.439	64-87	.736	36	116	152	311	124-0	63	95	0	412	5.9
Oliver	73-4	800	111-272	.408	52-71	.732	18	62	80	88	76-0	34	50	4	279	3.8
Payne	47-6	444	68-189	.360	26-29	.897	17	49	66	16	43-0	10	21	6	166	3.5
Williams	52-1	508	72-161	.447	37-56	.661	41	70	111	16	92-1	9	40	6	182	3.5
Farmer	2-0	13	2-7	.286	2-2	1.000	2	3	5	0	0-0	0	1	0	6	3.0
Hoppen	11-0	43	6-12	.500	8-12	.667	4	5	9	0	11-0	1	1	0	20	18.0
Elie	3-0	20	2-7	.286	1-2	.500	0	1	1	1	2-0	0	3	0	6	2.0
Bol	82-6	1522	65-164	.396	24-41	.585	66	284	350	20	184-0	16	63	247	155	1.9
Harris	6-0	41	4-16	.250	2-4	.500	0	1	1	0	5-0	1	3	0	10	1.7
Reid	3-0	37	2-14	.143	0-0	---	2	7	9	4	3-0	1	3	3	4	1.3
76ERS	82	20080	3289-6925	.475	1868-2366	.790	984	2496	3480	1824	1629-11	678	1230	479	8641	105.4
OPPONENTS	82	20080	3536-7432	.476	1388-1794	.774	1156	2519	3675	2220	1862-23	691	1177	391	8656	105.6

3-PT FG: 76ERS 195-618 (.316), Barkley 44-155 (.284), Hawkins 108-270 (.400), Gilliam 0-2 (.000), Dawkins 1-4 (.250), Anderson 9-43 (.209), Green 8-36 (.222), Gminski 1-8 (.125), Mahorn 0-9 (.000), Turner 12-33 (.364), Oliver 5-18 (.278), Payne 4-18 (.222), Williams 1-2 (.500), Farmer 0-1 (.000), Hoppen 0-1 (.000), Elie 1-2 (.500), Bol 1-14 (.071), Harris 0-2 (.000), OPPONENTS 196-660 (.297).

1990-1991 GAME-BY-GAME RESULTS

DATE	W/L	PHI	OPP	TEAM	DATE	W/L	PHI	OPP	TEAM
11/02	W	124	116	at Chicago	02/03	L	102	110	**at Minnesota
11/03	W	112	110	*New Jersey	02/05	L	98	107	at Detroit
11/07	L	101	104	Dallas	02/06	W	108	100	Washington
11/08	L	111	141	at Milwaukee	02/12	L	106	121	at Portland
11/10	L	88	104	at Cleveland	02/14	L	81	98	at Sacramento
11/13	W	108	100	at Indiana	02/16	L	124	133	at Golden State
11/14	W	112	104	Atlanta	02/17	W	114	104	at L.A. Clippers
11/16	W	115	102	*Washington	02/19	W	107	104	*Seattle
11/17	L	79	106	at New York	02/22	W	103	96	at Miami
11/19	W	109	101	Charlotte	02/23	W	103	90	at New Jersey
11/21	W	101	99	Sacramento	02/25	W	92	90	L.A. Lakers
11/23	W	111	105	Cleveland	02/27	W	107	103	Atlanta
11/24	W	124	121	at Atlanta	03/01	W	121	111	Portland
11/27	L	92	98	at New Jersey	03/03	L	92	95	Utah
11/28	W	116	106	Indiana	03/05	L	99	104	at San Antonio
11/30	L	94	96	at Detroit	03/06	W	97	92	at Dallas
12/01	W	116	110	Boston	03/09	L	80	97	at Houston
12/04	W	109	108	*Milwaukee	03/12	W	133	129	**at Atlanta
12/07	W	135	126	Denver	03/13	L	94	102	New York
12/11	W	119	114	at Orlando	03/15	W	105	103	*Miami
12/12	L	100	108	Houston	03/17	L	105	110	at Boston
12/14	W	95	92	Miami	03/18	W	99	91	Orlando
12/18	W	110	99	L.A. Clippers	03/20	W	107	103	Detroit
12/19	L	105	115	at Boston	03/22	W	95	90	Chicago
12/21	W	126	102	at Miami	03/23	L	99	102	at Washington
12/22	W	106	99	Detroit	03/26	L	95	98	*at New Jersey
12/26	W	106	105	*at Washington	03/28	L	90	94	at Charlotte
12/28	L	96	115	at Phoenix	03/29	W	124	107	Charlotte
12/30	L	107	115	at L.A. Lakers	03/31	W	110	101	Cleveland
01/02	L	99	127	at Seattle	04/02	L	104	121	Milwaukee
01/04	L	99	102	at Utah	04/03	W	107	104	at Indiana
01/05	W	120	104	at Denver	04/07	W	114	111	*at Chicago
01/07	L	102	111	*San Antonio	04/10	W	100	84	New York
01/09	L	99	107	Chicago	04/12	L	85	95	Washington
01/11	W	120	105	at Milwaukee	04/14	L	88	96	Minnesota
01/12	W	109	99	New Jersey	04/16	L	99	108	*at New York
01/18	L	138	141	*Golden State	04/18	W	122	97	Boston
01/19	L	97	112	New York	04/19	L	100	114	at Miami
01/21	L	116	117	*at New York	04/21	L	110	123	at Cleveland
01/23	L	109	110	Indiana					
01/25	W	116	94	Boston					
01/26	L	75	79	at Charlotte					
02/01	W	96	89	Phoenix					

* denotes overtime
 ** denotes double-overtime



YEAR BY YEAR RESULTS

1991-1992 SEASON STATISTICS

RECORD: 35-47 (.427)

HOME: 23-18

AWAY: 12-29

5TH ATLANTIC DIVISION

PLAYER	G-GS	MIN	FG-FGA	PCT	FT-FTA	PCT	OFF	DEF	TOT	AST	PF-DQ	STL	TO	BLK	PTS	AVG
Barkley	75-75	2881	622-1126	.552	454-653	.695	271	559	830	308	196-2	136	235	44	1730	23.1
Hawkins	81-81	2771	521-1127	.462	403-461	.874	53	218	271	248	174-0	157	189	43	1536	19.0
Gilliam	81-81	2771	512-1001	.511	343-425	.807	234	426	660	118	176-1	51	166	85	1367	16.9
Anderson	82-11	2432	469-1008	.465	143-163	.877	96	182	278	135	128-0	86	109	11	1123	13.7
Dawkins	82-82	2815	394-902	.437	164-186	.882	42	185	227	567	158-0	89	183	5	988	12.0
Shackelford	72-62	1399	205-422	.486	63-95	.663	145	270	415	46	205-3	38	62	51	473	6.6
Wiggins	49-0	569	88-229	.384	35-51	.686	43	51	94	22	67-0	20	25	1	211	4.3
Mays	21-0	215	28-94	.298	20-30	.667	3	12	15	32	32-0	14	28	1	90	4.3
Williams	50-8	646	75-206	.364	56-88	.636	62	83	145	12	110-1	20	44	20	206	4.1
Ruland	13-5	209	20-38	.526	11-16	.688	16	31	47	5	45-0	7	20	4	51	3.9
Grant	55-0	834	99-217	.456	19-22	.864	13	52	65	199	73-0	37	41	2	224	4.1
Payne	49-3	353	65-145	.448	9-13	.692	13	41	54	17	34-0	16	19	8	144	2.9
Oliver	34-0	279	33-100	.330	15-22	.682	10	20	30	20	33-0	10	24	2	81	2.4
Anslley	8-0	32	5-11	.455	5-6	.833	2	2	4	2	6-0	0	3	0	15	1.9
Bol	71-2	1267	49-128	.383	12-26	.462	54	168	222	22	139-1	11	41	205	110	1.5
Hoppen	11-0	40	2-7	.286	5-10	.500	1	9	10	2	6-0	0	3	0	9	0.8
76ERS	82	19755	3187-6761	.471	1757-2267	.775	1058	2309	3367	1755	1582-8	692	1238	482	8358	101.9
OPPONENTS	82	19755	3449-7145	.483	1375-1772	.776	1171	2365	3536	2226	1766-11	686	1184	454	8462	103.2

3-PT FG: 76ERS 227-680 (.334), Barkley 32-137 (.234), Hawkins 91-229 (.397), Gilliam 0-2 (.000), Anderson 42-127 (.331), Dawkins 36-101 (.356), Shackelford 0-1 (.000), Wiggins 0-1 (.000), Mays 14-39 (.359), Grant 7-18 (.389), Payne 5-12 (.417), Oliver 0-4 (.000), Bol 0-9 (.000). OPPONENTS 189-615 (.307).

1991-1992 GAME-BY-GAME RESULTS

DATE	W/L	PHI	OPP	TEAM	DATE	W/L	PHI	OPP	TEAM
11/01	L	90	110	at Chicago	01/28	L	109	110	at Atlanta
11/02	L	115	122	Orlando	01/29	L	90	115	Indiana
11/05	W	107	106	at Washington	01/31	W	112	88	Orlando
11/06	W	107	105	New Jersey	02/01	W	126	110	Boston
11/08	W	126	116	Golden State	02/05	L	108	110	*Cleveland
11/11	W	102	99	Milwaukee	02/11	W	114	102	at Miami
11/13	W	121	100	at Orlando	02/12	L	87	102	New Jersey
11/15	L	97	122	at Boston	02/14	L	99	107	at New Jersey
11/16	W	89	86	at Detroit	02/16	L	83	90	Detroit
11/20	W	114	107	Miami	02/18	W	94	90	at Dallas
11/22	L	92	99	Atlanta	02/20	L	101	110	at Houston
11/23	L	92	100	at New York	02/21	L	90	100	at San Antonio
11/26	L	91	95	Cleveland	02/24	W	108	96	Sacramento
11/27	L	97	107	at Cleveland	02/26	L	89	95	at Orlando
11/29	L	92	95	at Miami	02/27	L	84	136	at Charlotte
11/30	L	91	93	L.A. Lakers	02/29	W	101	92	at Washington
12/03	L	86	88	at New Jersey	03/04	W	107	102	Atlanta
12/06	W	105	102	*Portland	03/06	W	88	86	Dallas
12/07	W	103	100	Chicago	03/08	L	99	103	Chicago
12/11	L	88	98	Denver	03/09	L	99	111	New York
12/13	W	104	95	at Minnesota	03/11	W	111	93	Indiana
12/14	W	104	95	Seattle	03/13	L	104	108	Phoenix
12/18	L	105	107	Utah	03/14	L	105	110	at Milwaukee
12/20	W	127	99	Miami	03/18	L	85	91	at Detroit
12/21	L	97	110	at Milwaukee	03/19	L	116	123	*Charlotte
12/23	L	106	114	Charlotte	03/22	L	100	108	at Indiana
12/26	W	113	110	at Indiana	03/23	W	105	92	San Antonio
12/28	L	95	102	at L.A. Clippers	03/25	L	94	100	at Utah
12/30	L	93	109	at Denver	03/27	L	113	117	at Phoenix
01/02	L	110	114	at Sacramento	03/29	L	88	117	at L.A. Lakers
01/04	W	112	93	at Seattle	03/30	L	106	124	at Golden State
01/05	L	102	115	at Portland	04/01	W	108	91	Miami
01/08	W	114	104	Houston	04/04	W	126	121	at Atlanta
01/10	W	102	90	L.A. Clippers	04/08	L	71	89	Detroit
01/11	L	102	108	at Cleveland	04/10	L	99	115	at New York
01/14	L	80	103	at Chicago	04/12	L	90	94	Milwaukee
01/17	L	95	98	at Boston	04/14	L	94	99	Boston
01/18	W	105	101	at Washington	04/15	L	99	102	at Orlando
01/20	W	99	91	Washington	04/17	W	122	112	at Charlotte
01/22	W	119	109	New York	04/18	W	111	104	Washington
01/24	W	119	86	Minnesota					
01/25	W	115	94	New Jersey					

* denotes overtime



YEAR BY YEAR RESULTS

1992-1993 SEASON STATISTICS

RECORD: 26-56 (.317)

HOME: 15-26

AWAY: 11-30

6TH ATLANTIC DIVISION

PLAYER	G-GS	MIN	FG-FGA	PCT	FT-FTA	PCT	OFF	DEF	TOT	AST	PF-DQ	STL	TO	BLK	PTS	AVG
Hawkins	81-81	2977	551-1172	.470	419-487	.860	91	255	346	317	189-0	137	180	30	1643	20.3
Hornacek	79-78	2860	582-1239	.470	250-289	.865	84	258	342	548	203-2	131	222	21	1511	19.1
Weatherspoon	82-82	2654	494-1053	.469	291-408	.713	179	410	589	147	188-1	85	176	67	1280	15.6
Gilliam	80-26	1742	359-774	.464	274-325	.843	136	336	472	116	123-0	37	157	54	992	12.4
Jordan	4-0	106	18-41	.439	8-17	.471	5	14	19	3	14-0	3	12	5	44	11.0
Perry	81-51	2104	287-613	.468	147-207	.710	154	255	409	126	159-0	40	123	91	731	9.0
Dawkins	74-10	1598	258-590	.437	113-142	.796	33	103	136	339	91-0	80	121	4	655	8.9
Anderson	69-0	1263	225-544	.414	72-89	.809	62	122	184	93	75-0	31	63	5	561	8.1
Payne	13-0	154	38-90	.422	4-4	1.000	4	20	24	18	15-0	5	7	2	84	6.5
Wilkins	26-0	192	55-97	.567	48-78	.615	14	26	40	2	34-1	7	17	1	158	6.1
Lang	73-59	1861	149-351	.425	87-114	.763	136	300	436	79	261-4	46	89	141	386	5.3
Shackelford	48-0	568	80-164	.488	31-49	.633	65	140	205	26	92-1	13	36	25	191	4.0
Grant	72-0	996	77-220	.350	20-31	.645	24	43	67	206	73-0	43	54	1	194	2.7
Bol	85-23	855	52-127	.409	12-19	.632	44	149	193	18	87-0	14	50	119	126	2.2
76ERS	82	19930	3225-7075	.456	1776-2259	.786	1031	2431	3462	2038	1604-9	672	1362	566	8556	110.3
OPPONENTS	82	19930	3666-7548	.486	1417-1878	.755	1258	2634	3892	2406	1790-13	781	1290	491	9029	110.3

3-PT FG: 76ERS 330-941 (.351), Hawkins 122-307 (.397), Hornacek 97-249 (.390), Weatherspoon 1-4 (.250), Gilliam 0-1 (.000), Perry 10-49 (.204), Dawkins 26-84 (.310), Anderson 39-120 (.325), Payne 4-18 (.222), Wilkins 0-2 (.000), Lang 1-5 (.200), Shackelford 0-2 (.000), Grant 20-68 (.294), Bol 10-32 (.313).
 OPPONENTS 280-782 (.358).

1992-1993 GAME-BY-GAME RESULTS

DATE	W/L	PHI	OPP	TEAM	DATE	W/L	PHI	OPP	TEAM
11/06	L	111	114	New Jersey	02/08	L	115	120	*New York
11/07	L	85	89	at New York	02/10	L	90	98	Houston
11/11	L	114	120	at Indiana	02/12	L	122	126	at Denver
11/13	W	126	115	at Boston	02/13	W	119	96	at Dallas
11/18	L	110	120	Orlando	02/16	L	111	149	at Houston
11/20	W	129	128	***Miami	02/18	L	98	103	at San Antonio
11/21	W	104	95	at New Jersey	02/23	L	89	101	at Detroit
11/24	L	119	127	at Charlotte	02/24	L	107	132	Atlanta
11/25	L	105	111	Atlanta	02/26	W	114	111	Milwaukee
11/27	L	111	115	Milwaukee	03/01	L	118	131	at Golden State
11/28	L	109	117	Boston	03/03	L	115	125	at Phoenix
12/02	L	82	98	San Antonio	03/05	L	97	101	*at L.A. Lakers
12/04	L	99	101	Detroit	03/06	L	93	149	at Seattle
12/05	L	88	112	at Detroit	03/08	W	92	83	at Minnesota
12/09	W	115	104	Seattle	03/10	L	100	104	Boston
12/11	L	110	125	L.A. Clippers	03/12	L	95	101	L.A. Lakers
12/12	W	103	96	at Atlanta	03/16	L	98	110	at Cleveland
12/15	L	107	119	at Orlando	03/17	L	89	94	Washington
12/16	L	97	115	Cleveland	03/19	L	87	89	Dallas
12/18	L	98	112	Utah	03/20	L	86	112	at Milwaukee
12/19	W	98	96	at Chicago	03/23	W	88	80	Denver
12/21	W	113	101	Indiana	03/24	L	100	113	Chicago
12/26	L	115	121	*at Portland	03/26	L	84	103	Cleveland
12/27	W	110	106	at L.A. Clippers	03/28	L	100	110	Phoenix
12/30	L	110	119	at Utah	03/30	L	77	91	at New Jersey
01/02	L	98	154	at Sacramento	03/31	L	103	109	at Boston
01/06	W	132	106	New Jersey	04/02	L	91	96	Portland
01/08	W	119	117	at Washington	04/04	W	112	102	Sacramento
01/09	W	104	91	Chicago	04/06	L	90	116	at Orlando
01/12	L	93	112	at Indiana	04/07	W	98	90	at Washington
01/13	W	129	122	Golden State	04/09	L	113	122	Charlotte
01/15	L	105	110	*at New Jersey	04/10	L	114	119	at Miami
01/16	W	123	108	Detroit	04/12	L	101	120	at Charlotte
01/18	W	124	118	*Orlando	04/15	W	101	85	Orlando
01/20	W	115	112	*at Miami	04/18	W	106	79	Minnesota
01/22	L	91	109	New York	04/20	L	94	123	at Chicago
01/23	W	113	104	at Milwaukee	04/21	W	107	97	Miami
01/26	L	90	98	at New York	04/23	L	84	99	New York
01/27	L	125	127	*Indiana	04/25	L	103	107	at Cleveland
01/29	W	92	86	Washington					
01/30	L	123	149	at Atlanta					
02/03	L	118	129	Charlotte					
02/05	L	93	105	at Boston					

* denotes overtime
 *** denotes triple-overtime



YEAR BY YEAR RESULTS

1993-1994 SEASON STATISTICS

RECORD: 25-57 (.305)

HOME: 15-26

AWAY: 10-31

6TH ATLANTIC DIVISION

PLAYER	G-GS	MIN	FG-FGA	PCT	FT-FTA	PCT	OFF	DEF	TOT	AST	PF-DQ	STL	TO	BLK	PTS	AVG
Weatherspoon	82-82	3147	602-1246	.483	298-430	.693	254	578	832	192	152-0	100	195	116	1506	18.4
Hornacek	53-53	1994	325-715	.455	178-204	.873	41	171	212	315	115-0	95	138	10	880	16.6
J. Malone	27-23	903	187-389	.481	76-94	.809	23	61	84	59	46-0	14	28	0	454	16.8
Barros	81-70	2519	412-878	.469	116-145	.800	28	168	196	424	96-0	107	167	5	1075	13.3
Woolridge	74-1	1955	364-773	.471	208-302	.689	103	195	298	139	186-1	41	142	56	937	12.7
Bradley	49-45	1385	201-491	.409	102-168	.607	98	208	306	98	170-3	45	148	147	504	10.3
Perry	80-68	2336	272-625	.435	102-176	.580	117	287	404	94	154-1	60	80	82	719	9.0
Dawkins	72-12	1343	177-423	.418	84-100	.840	28	95	123	263	74-0	63	111	5	475	6.6
M. Malone	55-0	618	102-232	.440	90-117	.769	106	120	226	34	52-0	11	59	17	294	5.3
Austin	14-0	201	29-66	.439	14-23	.609	25	44	69	17	29-0	5	17	10	72	5.1
Leckner	71-36	1163	139-286	.486	84-130	.646	75	207	282	86	190-2	18	86	34	362	5.1
Graham	70-6	889	122-305	.400	92-110	.836	21	65	86	66	54-0	61	65	4	338	4.8
Green	35-0	332	63-182	.346	13-18	.722	10	24	34	16	21-0	18	27	6	149	4.3
Kidd	68-14	884	100-169	.592	47-86	.547	76	157	233	19	129-0	19	44	23	247	3.6
Edwards	3-0	44	2-18	.111	2-5	.400	5	9	14	4	6-0	3	4	1	6	2.0
Curry	10-0	43	3-14	.214	3-4	.750	0	1	1	1	6-0	1	3	0	9	0.9
Bol	4-0	49	3-7	.429	0-0	---	2	4	6	0	8-0	2	0	9	6	1.5
76ERS	82	19805	3103-6819	.455	1509-2112	.714	1012	2394	3406	1827	1488-7	663	1368	525	8033	98.0
OPPONENTS	82	19805	3549-7338	.484	1297-1744	.744	1202	2607	3809	2357	1729-10	806	1190	385	8658	105.6

3-PT FG: 76ERS 318-942 (.338), Weatherspoon 4-17 (.235), Hornacek 52-166 (.313), J. Malone 4-6 (.667), Barros 135-354 (.381), Woolridge 1-14 (.071), Bradley 0-3 (.000), Perry 73-200 (.365), Dawkins 37-105 (.352), M. Malone 0-1 (.000), Austin 0-1 (.000), Leckner 0-2 (.000), Graham 2-25 (.080), Green 10-41 (.244), Edwards 0-5 (.000), Curry 0-2 (.000), OPPONENTS 263-795 (.331).

1993-1994 GAME-BY-GAME RESULTS

DATE	W/L	PHI	OPP	TEAM	DATE	W/L	PHI	OPP	TEAM
11/05	W	94	82	Washington	02/02	L	97	105	Cleveland
11/06	L	89	114	at Orlando	02/04	L	95	102	Washington
11/09	L	86	95	at New York	02/05	W	96	94	at Miami
11/10	L	89	91	Boston	02/07	W	125	117	Charlotte
11/12	L	93	105	at Washington	02/09	L	79	114	New York
11/13	W	98	97	at New Jersey	02/15	L	105	133	at Seattle
11/15	L	84	88	Houston	02/16	L	92	94	*at Sacramento
11/17	L	90	92	Atlanta	02/18	L	93	109	at Portland
11/19	W	124	115	Utah	02/20	L	95	107	at L.A. Lakers
11/21	L	89	103	at Detroit	02/21	L	92	119	at Utah
11/24	W	108	97	at Indiana	02/23	L	102	106	New Jersey
11/26	L	88	100	Golden State	02/25	L	84	115	Miami
11/27	L	79	111	at Atlanta	02/26	L	102	118	Atlanta
11/30	L	80	92	Seattle	03/01	L	103	109	Washington
12/04	L	82	90	San Antonio	03/03	L	87	95	at Cleveland
12/08	W	95	88	*Chicago	03/05	L	83	120	at Miami
12/10	L	103	109	Sacramento	03/06	L	99	126	at New Jersey
12/11	W	99	86	at Milwaukee	03/09	L	101	117	Orlando
12/13	L	107	112	at Boston	03/11	L	105	112	at Orlando
12/15	W	101	93	Denver	03/13	W	114	97	at Washington
12/17	W	105	94	L.A. Lakers	03/15	L	87	96	at Minnesota
12/18	L	90	113	at Miami	03/18	L	98	100	Minnesota
12/20	W	121	92	Detroit	03/20	L	101	103	at Milwaukee
12/22	L	90	98	Miami	03/22	L	91	125	at Charlotte
12/27	L	86	96	at L.A. Clippers	03/23	L	87	99	Chicago
12/28	W	107	90	at Golden State	03/25	L	88	105	Cleveland
12/30	L	107	119	at Phoenix	03/27	L	122	124	*at Boston
01/02	W	96	80	at Denver	03/29	L	103	106	at Chicago
01/04	L	84	107	at San Antonio	04/01	L	100	111	Portland
01/07	W	103	93	at Dallas	04/03	L	112	135	Boston
01/08	L	93	100	at Houston	04/06	W	115	114	Milwaukee
01/10	W	99	94	Boston	04/08	W	100	97	New York
01/12	W	117	98	L.A. Clippers	04/09	L	122	127	*Charlotte
01/14	W	104	102	*Indiana	04/12	W	134	107	at Detroit
01/15	L	67	110	at Cleveland	04/13	L	87	115	Indiana
01/17	L	91	121	at Chicago	04/16	L	94	123	at Atlanta
01/19	L	103	115	at Charlotte	04/19	L	110	115	New Jersey
01/22	L	112	121	Orlando	04/21	L	82	130	at New York
01/23	W	99	92	at New York	04/22	L	88	133	at Indiana
01/26	W	104	90	Dallas	04/24	W	110	102	Detroit
01/28	L	103	108	Phoenix					
01/29	W	94	89	Milwaukee					

* denotes overtime



YEAR BY YEAR RESULTS

1994-1995 SEASON STATISTICS

RECORD: 26-56 (.317)

HOME: 15-26

AWAY: 11-30

6TH ATLANTIC DIVISION

PLAYER	G-GS	MIN	FG-FGA	PCT	FT-FTA	PCT	OFF	DEF	TOT	AST	PF-DQ	STL	TO	BLK	PTS	AVG
Hawkins	81-81	2977	551-1172	.470	419-487	.860	91	255	346	317	189-0	137	180	30	1643	20.3
Hornacek	79-78	2860	582-1239	.470	250-289	.865	84	258	342	548	203-2	131	222	21	1511	19.1
Weatherspoon	82-82	2654	494-1053	.469	291-408	.713	179	410	589	147	188-1	85	176	67	1280	15.6
Gilliam	80-26	1742	359-774	.464	274-325	.843	136	336	472	116	123-0	37	157	54	992	12.4
Jordan	4-0	106	18-41	.439	8-17	.471	5	14	19	3	14-0	3	12	5	44	11.0
Perry	81-51	2104	287-613	.468	147-207	.710	154	255	409	126	159-0	40	123	91	731	9.0
Dawkins	74-10	1598	258-590	.437	113-142	.796	33	103	136	339	91-0	80	121	4	655	8.9
Anderson	69-0	1263	225-544	.414	72-89	.809	62	122	184	93	75-0	31	63	5	561	8.1
Payne	13-0	154	38-90	.422	4-4	1.000	4	20	24	18	15-0	5	7	2	84	6.5
Wilkins	26-0	192	55-97	.567	48-78	.615	14	26	40	2	34-1	7	17	1	158	6.1
Lang	73-59	1861	149-351	.425	87-114	.763	136	300	436	79	261-4	46	89	141	386	5.3
Shackelford	48-0	568	80-164	.488	31-49	.633	65	140	205	26	92-1	13	36	25	191	4.0
Grant	72-0	996	77-220	.350	20-31	.645	24	43	67	206	73-0	43	54	1	194	2.7
Bol	85-23	855	52-127	.409	12-19	.632	44	149	193	18	87-0	14	50	119	126	2.2
76ERS	82	19930	3225-7075	.456	1776-2259	.786	1031	2431	3462	2038	1604-9	782	1362	566	8556	110.3
OPPONENTS	82	19930	3666-7548	.486	1417-1878	.755	1258	2634	3892	2406	1790-13	671	1290	491	9029	110.3

3-PT FG: 76ERS 330-941 (.351), Hawkins 122-307 (.397), Hornacek 97-249 (.390), Weatherspoon 1-4 (.250), Gilliam 0-1 (.000), Perry 10-49 (.204), Dawkins 26-84 (.310), Anderson 39-120 (.325), Payne 4-18 (.222), Wilkins 0-2 (.000), Lang 1-5 (.200), Shackelford 0-2 (.000), Grant 20-68 (.294), Bol 10-32 (.313).
 OPPONENTS 280-782 (.358).

1994-1995 GAME-BY-GAME RESULTS

DATE	W/L	PHI	OPP	TEAM	DATE	W/L	PHI	OPP	TEAM
11/06	L	111	114	New Jersey	02/08	L	115	120	*New York
11/07	L	85	89	at New York	02/10	L	90	98	Houston
11/11	L	114	120	at Indiana	02/12	L	122	126	at Denver
11/13	W	126	115	at Boston	02/13	W	119	96	at Dallas
11/18	L	110	120	Orlando	02/16	L	111	149	at Houston
11/20	W	129	128	***Miami	02/18	L	98	103	at San Antonio
11/21	W	104	95	at New Jersey	02/23	L	89	101	at Detroit
11/24	L	119	127	at Charlotte	02/24	L	107	132	Atlanta
11/25	L	105	111	Atlanta	02/26	W	114	111	Milwaukee
11/27	L	111	115	Milwaukee	03/01	L	118	131	at Golden State
11/28	L	109	117	Boston	03/03	L	115	125	at Phoenix
12/02	L	82	98	San Antonio	03/05	L	97	101	*at L.A. Lakers
12/04	L	99	101	Detroit	03/06	L	93	149	at Seattle
12/05	L	88	112	at Detroit	03/08	W	92	83	at Minnesota
12/09	W	115	104	Seattle	03/10	L	100	104	Boston
12/11	L	110	125	L.A. Clippers	03/12	L	95	101	L.A. Lakers
12/12	W	103	96	at Atlanta	03/16	L	98	110	at Cleveland
12/15	L	107	119	at Orlando	03/17	L	89	94	Washington
12/16	L	97	115	Cleveland	03/19	L	87	89	Dallas
12/18	L	98	112	Utah	03/20	L	86	112	at Milwaukee
12/19	W	98	96	at Chicago	03/23	W	88	80	Denver
12/21	W	113	101	Indiana	03/24	L	100	113	Chicago
12/26	L	115	121	*at Portland	03/26	L	84	103	Cleveland
12/27	W	110	106	at L.A. Clippers	03/28	L	100	110	Phoenix
12/30	L	110	119	at Utah	03/30	L	77	91	at New Jersey
01/02	L	98	154	at Sacramento	03/31	L	103	109	at Boston
01/06	W	132	106	New Jersey	04/02	L	91	96	Portland
01/08	W	119	117	at Washington	04/04	W	112	102	Sacramento
01/09	W	104	91	Chicago	04/06	L	90	116	at Orlando
01/12	L	93	112	at Indiana	04/07	W	98	90	at Washington
01/13	W	129	122	Golden State	04/09	L	113	122	Charlotte
01/15	L	105	110	*at New Jersey	04/10	L	114	119	at Miami
01/16	W	123	108	Detroit	04/12	L	101	120	at Charlotte
01/18	W	124	118	*Orlando	04/15	W	101	85	Orlando
01/20	W	115	112	*at Miami	04/18	W	106	79	Minnesota
01/22	L	91	109	New York	04/20	L	94	123	at Chicago
01/23	W	113	104	at Milwaukee	04/21	W	107	97	Miami
01/26	L	90	98	at New York	04/23	L	84	99	New York
01/27	L	125	127	*Indiana	04/25	L	103	107	at Cleveland
01/29	W	92	86	Washington					
01/30	L	123	149	at Atlanta					
02/03	L	118	129	Charlotte					
02/05	L	93	105	at Boston					

* denotes overtime
 *** denotes triple-overtime



YEAR BY YEAR RESULTS

1995-1996 SEASON STATISTICS

RECORD: 18-64 (.220)

HOME: 11-30

AWAY: 7-34

7TH ATLANTIC DIVISION

PLAYER	G-GS	MIN	FG-FGA	PCT	FT-FTA	PCT	OFF	DEF	TOT	AST	PF-DQ	STL	TO	BLK	PTS	AVG
Stackhouse	72-71	2701	452-1091	.414	387-518	.747	90	175	265	278	179-0	76	252	79	1384	19.2
Weatherspoon	78-75	3096	491-1015	.484	318-426	.746	237	516	753	158	214-3	112	179	108	1300	16.7
Maxwell	75-57	2467	410-1052	.390	251-332	.756	39	190	229	330	182-1	96	215	12	1217	16.2
Ruffin	61-23	1551	263-648	.406	148-182	.813	21	111	132	269	132-0	43	149	2	778	12.8
Coleman	11-11	294	48-118	.407	20-32	.625	13	59	72	31	30-0	4	28	10	123	11.2
Wright	46-32	1136	183-384	.477	117-186	.629	124	175	299	27	125-2	24	81	39	483	10.5
Massenburg	30-8	804	114-236	.483	68-92	.739	75	111	186	12	73-0	15	38	11	296	9.9
Bradley	12-11	334	43-97	.443	19-25	.760	34	72	106	8	42-0	8	31	38	105	8.8
Higgins	44-4	916	134-323	.415	35-37	.946	20	72	92	55	90-1	24	49	11	351	8.0
Graham	8-3	128	17-32	.531	15-17	.882	5	10	15	11	16-0	5	17	0	56	7.0
Pinckney	27-23	679	54-102	.529	42-55	.764	74	102	176	22	55-1	33	23	11	150	5.6
Skiles	10-9	236	20-57	.351	8-10	.800	1	15	16	38	21-0	7	16	0	63	6.3
Malone	25-3	407	63-160	.394	24-26	.923	8	24	32	19	19-0	13	19	0	155	6.2
Alston	73-41	1614	198-387	.512	55-112	.491	127	175	302	61	191-1	56	59	52	452	6.2
Dumas	39-14	739	95-203	.468	49-70	.700	42	57	99	44	79-1	42	49	6	241	6.2
Sutton	30-2	465	65-167	.389	20-27	.741	4	31	35	63	56-0	17	45	2	190	6.3
Walters	33-8	523	49-115	.426	36-46	.783	11	37	48	95	49-0	22	34	4	153	4.6
Grant	11-2	280	18-48	.375	5-6	.833	3	18	21	60	28-0	12	15	2	45	4.1
Wilson	6-0	79	10-20	.500	3-4	.750	7	7	14	4	9-0	3	1	0	23	3.8
Williams	13-1	193	15-29	.517	10-12	.833	13	33	46	5	27-0	6	8	7	40	3.1
Brown	9-1	162	9-16	.563	8-17	.471	14	23	37	3	24-1	3	6	2	26	2.9
Perry	8-0	87	8-18	.444	2-3	.667	6	7	13	2	5-0	2	3	3	19	2.4
Thompson	44-11	773	33-83	.398	19-24	.792	62	137	199	26	125-5	19	37	20	85	1.9
Bennett	8-0	66	4-17	.235	3-4	.750	1	4	5	8	6-0	1	7	1	11	1.4
76ERS	82	19730	2796-6418	.436	1662-2263	.734	1031	2161	3192	1629	1777-16	643	1414	420	7746	94.5
OPPONENTS	82	19730	3284-6796	.483	1472-1986	.741	1164	2478	3642	2109	1912-17	723	1288	469	8566	104.5

3-PT FG: 76ERS 492-1438 (.342), Stackhouse 93-292 (.318), Weatherspoon 0-2 (.000), Maxwell 146-460 (.317), Ruffin 104-284 (.366), Coleman 7-21 (.333), Massenburg 0-3 (.000), Higgins 48-129 (.372), Graham 7-14 (.500), Malone 5-16 (.313), Alston 1-3 (.333), Dumas 2-9 (.222), Sutton 40-96 (.417), Walters 19-54 (.352), Grant 4-18 (.222), Williams 0-2 (.000), Perry 1-1 (.1000), OPPONENTS 526-1421 (.370).

1995-1996 GAME-BY-GAME RESULTS

DATE	W/L	PHI	OPP	TEAM	DATE	W/L	PHI	OPP	TEAM
11/03	W	105	103	Washington	02/01	L	104	124	at Miami
11/04	L	108	119	at Charlotte	02/03	L	85	96	Portland
11/07	L	106	109	Sacramento	02/07	W	102	101	Indiana
11/10	W	104	90	Charlotte	02/13	W	104	101	at Milwaukee
11/14	L	107	115	Seattle	02/14	L	83	102	Detroit
11/15	L	95	127	at Washington	02/16	L	84	116	at New York
11/17	L	82	114	Cleveland	02/17	L	82	97	at Cleveland
11/18	L	79	95	at New Jersey	02/20	L	104	123	at Orlando
11/22	L	106	115	Houston	02/21	L	57	66	Miami
11/24	L	78	101	at Detroit	02/23	L	95	102	at Indiana
11/25	L	89	107	Golden State	02/25	L	101	108	at Miami
11/29	L	81	106	at Atlanta	02/27	W	121	115	at Dallas
12/01	L	102	105	at Toronto	02/29	L	95	109	at Houston
12/02	L	85	94	New York	03/02	L	101	115	at San Antonio
12/05	L	91	108	at Indiana	03/04	L	97	110	Orlando
12/06	W	108	87	Dallas	03/06	L	90	103	Minnesota
12/08	L	85	113	at Cleveland	03/08	W	100	92	New York
12/09	L	98	124	Boston	03/10	L	102	104	L.A. Clippers
12/11	L	91	104	Denver	03/12	W	118	110	Toronto
12/13	L	100	111	at Boston	03/13	L	100	110	at Boston
12/17	W	101	99	at Minnesota	03/15	L	102	128	Phoenix
12/20	W	108	104	Utah	03/16	L	88	94	at New York
12/22	L	94	99	Milwaukee	03/18	L	94	98	Chicago
12/23	L	85	98	New Jersey	03/20	L	84	107	at Utah
12/27	L	90	105	at Phoenix	03/22	L	93	107	at L.A. Clippers
12/29	L	97	117	at Sacramento	03/23	L	89	129	at Seattle
12/30	L	100	108	at Denver	03/25	L	71	94	at Portland
01/02	W	90	89	at L.A. Lakers	03/27	W	103	94	Toronto
01/03	L	111	122	at Golden State	03/29	L	95	101	Boston
01/05	L	102	103	*at Vancouver	03/30	L	105	107	at Washington
01/10	L	93	98	Washington	04/03	L	87	102	Indiana
01/12	W	107	80	at New Jersey	04/05	L	87	108	Detroit
01/13	L	93	120	Chicago	04/06	W	100	99	at Atlanta
01/16	L	104	116	at Chicago	04/08	W	82	79	New Jersey
01/17	L	100	111	Milwaukee	04/10	L	76	92	at Detroit
01/19	L	77	82	Atlanta	04/12	L	82	112	at Chicago
01/21	L	88	118	San Antonio	04/14	L	78	94	Charlotte
01/23	L	90	105	at Orlando	04/17	W	90	86	Miami
01/24	L	88	91	Cleveland	04/19	L	92	112	Orlando
01/26	L	88	100	L.A. Lakers	04/21	W	109	105	*at Toronto
01/27	L	105	110	at Charlotte					
01/29	W	103	92	Vancouver					

* denotes overtime



YEAR BY YEAR RESULTS

1996-1997 SEASON STATISTICS

RECORD: 22-60 (.268)

HOME: 11-30

AWAY: 11-30

6TH ATLANTIC DIVISION

PLAYER	G-GS	MIN	FG-FGA	PCT	FT-FTA	PCT	OFF	DEF	TOT	AST	PF-DQ	STL	TO	BLK	PTS	AVG
Iverson	76-74	3045	625-1504	.416	382-544	.702	115	197	312	567	233-5	157	337	24	1787	23.5
Stackhouse	81-81	3166	533-1308	.407	511-667	.766	156	182	338	253	219-2	93	316	63	1679	20.7
Coleman	57-54	2102	364-836	.435	272-365	.745	157	416	573	193	164-1	50	184	75	1032	18.1
Weatherspoon	82-82	2949	398-811	.491	206-279	.738	219	460	679	140	187-0	74	137	86	1003	12.2
MacLean	37-2	733	163-365	.447	64-97	.660	41	99	140	37	71-0	12	47	10	402	10.9
Davis	75-17	1705	251-535	.469	113-168	.673	138	185	323	135	230-7	85	118	31	639	8.5
Walters	59-16	1041	148-325	.455	49-62	.790	21	86	107	113	75-1	28	61	3	402	6.8
Williams	62-52	1317	162-318	.509	38-55	.691	155	242	397	41	206-5	44	50	41	362	5.8
Harris	54-3	813	112-294	.381	33-47	.702	27	44	71	50	45-0	41	34	3	293	5.4
Overton	61-4	634	81-190	.426	45-48	.938	18	50	68	101	44-0	24	39	0	217	3.6
Courtney	4-0	52	6-14	.429	0-0	---	5	4	9	0	8-1	0	1	0	12	3.0
Hendrickson	29-1	301	32-77	.416	18-26	.692	35	57	92	3	32-1	10	14	4	85	2.9
King	7-0	59	7-17	.412	5-5	1.000	4	10	14	5	7-0	4	3	0	20	2.9
Caldwell	27-0	365	30-57	.526	12-33	.364	38	73	111	7	60-1	8	16	7	72	2.7
Cage	82-24	1247	66-141	.468	19-41	.463	112	208	320	43	118-0	48	17	42	151	1.8
Bradtko	36-0	251	25-58	.431	9-13	.692	26	42	68	7	34-0	5	9	5	59	1.6
76ERS	82	19780	3003-6850	.438	176-2450	.725	1267	2355	3622	1695	1733-24	683	1437	394	8215	100.2
OPPONENTS	82	19780	3314-7045	.470	1565-2134	.733	1186	2453	3639	2066	2008-16	822	1278	494	8751	106.7

3-PT FG: 76ERS 433-1356 (.319), Iverson 155-455 (.341), Stackhouse 102-342 (.298), Coleman 32-119 (.269), Weatherspoon 1-6 (.167), MacLean 12-38 (.316), Davis 24-93 (.258), Walters 57-148 (.385), Williams 0-2 (.000), Harris 36-99 (.364), Overton 10-40 (.250), Hendrickson 3-12 (.250), King 1-2 (.500). OPPONENTS 558-1529 (.365).

1996-1997 GAME-BY-GAME RESULTS

DATE	W/L	PHI	OPP	TEAM	DATE	W/L	PHI	OPP	TEAM
11/01	L	103	111	Milwaukee	01/31	L	99	109	Orlando
11/02	L	86	115	at Chicago	02/01	W	109	100	at Milwaukee
11/05	L	81	83	Detroit	02/05	W	113	97	San Antonio
11/08	W	115	105	at Boston	02/11	L	94	105	at Cleveland
11/09	W	112	95	Phoenix	02/13	L	92	107	at New York
11/12	W	101	97	at New York	02/15	L	99	125	at Miami
11/13	L	98	110	at Toronto	02/16	L	97	112	Denver
11/15	L	89	105	Cleveland	02/18	L	83	111	Miami
11/16	W	91	89	at Miami	02/20	W	101	84	L.A. Clippers
11/20	L	92	103	Indiana	02/22	W	97	80	Portland
11/22	L	76	88	at Washington	02/25	L	93	98	at L.A. Clippers
11/23	W	109	92	New York	02/26	L	104	111	at Phoenix
11/26	L	88	100	L.A. Lakers	02/28	W	104	100	at Vancouver
11/29	W	100	91	Orlando	03/02	L	95	112	at Portland
11/30	W	96	90	Vancouver	03/04	L	106	107	Washington
12/04	L	103	113	at San Antonio	03/06	L	104	117	Atlanta
12/05	L	102	106	at Dallas	03/09	W	99	93	at Washington
12/07	L	108	123	at Houston	03/11	L	100	104	at Minnesota
12/09	L	94	118	Seattle	03/12	L	104	108	Chicago
12/11	L	79	84	Miami	03/14	W	109	95	Minnesota
12/13	L	75	84	at Charlotte	03/15	L	99	107	Charlotte
12/14	L	81	106	at Atlanta	03/18	L	105	117	at Toronto
12/17	L	84	93	Charlotte	03/19	L	100	111	New York
12/20	L	103	110	New York	03/21	W	112	110	New Jersey
12/21	L	105	111	Chicago	03/26	L	105	123	at New Jersey
12/26	W	118	89	at Denver	03/28	W	113	105	Boston
12/28	L	84	110	at Utah	03/30	W	96	92	at Detroit
12/29	L	102	115	at L.A. Lakers	04/01	W	105	93	at Orlando
01/02	L	82	96	at Seattle	04/02	L	90	112	Toronto
01/03	L	114	122	*at Golden State	04/04	L	103	114	Indiana
01/05	L	106	107	at Sacramento	04/05	L	113	115	at Charlotte
01/07	L	88	109	at Orlando	04/07	L	102	128	at Chicago
01/08	L	93	111	Dallas	04/09	L	101	116	Atlanta
01/10	L	99	120	Houston	04/11	L	118	126	at Milwaukee
01/13	L	96	97	*Utah	04/12	L	118	125	at Cleveland
01/15	L	111	128	Golden State	04/14	L	110	131	Washington
01/17	L	103	105	*New Jersey	04/16	W	113	105	at New Jersey
01/19	L	107	111	at Indiana	04/18	L	113	119	Boston
01/20	L	104	114	Milwaukee	04/19	L	104	136	at Atlanta
01/22	W	127	125	*at Boston					
01/24	L	92	107	Sacramento					
01/25	L	95	104	at Detroit					
01/29	W	101	99	Toronto					

* denotes overtime



YEAR BY YEAR RESULTS

1997-1998 SEASON STATISTICS

RECORD: 31-51 (.378)

HOME: 19-22

AWAY: 12-29

7TH ATLANTIC DIVISION

PLAYER	G-GS	MIN	FG-FGA	PCT	FT-FTA	PCT	OFF	DEF	TOT	AST	PF-DQ	STL	TO	BLK	PTS	AVG
Iverson	80-80	3150	649-1407	.461	390-535	.729	86	210	296	494	200-2	176	244	25	1758	22.0
Coleman	59-58	2135	356-867	.411	302-391	.772	149	438	587	145	144-1	46	157	68	1040	17.6
Stackhouse	22-22	748	128-283	.452	81-101	.802	28	48	76	67	56-1	31	74	21	353	16.0
Smith	30-6	699	121-270	.448	67-85	.788	58	75	133	27	94-0	18	52	13	309	10.3
Jackson	48-47	1788	246-535	.460	126-154	.818	69	158	227	223	112-0	41	145	6	657	13.7
Thomas	77-48	1779	306-684	.447	171-231	.740	107	181	288	90	185-2	54	118	17	845	11.0
Ratliff	58-55	1861	249-486	.512	154-218	.706	175	251	426	42	209-6	38	82	203	652	11.2
Weatherspoon	48-18	1290	141-331	.426	123-174	.707	109	227	336	40	108-1	43	69	52	405	8.4
Shaw	20-2	502	51-139	.367	12-19	.632	17	47	64	88	55-1	14	24	3	121	6.1
Chambers	1-0	10	2-2	1.000	2-2	1.000	0	2	2	0	2-0	2	1	0	6	6.0
Cummings	44-2	656	97-212	.458	39-58	.672	55	93	148	21	102-1	22	17	5	233	5.3
Benjamin	14-0	197	22-41	.537	19-30	.633	18	35	53	3	26-0	4	12	4	63	4.5
McKie	57-31	1341	96-277	.347	22-32	.688	34	129	163	137	117-0	78	52	12	223	3.9
Williams	58-7	801	93-213	.437	51-63	.810	87	124	211	29	132-0	17	30	21	237	4.1
Davis	71-12	906	109-244	.447	64-101	.634	64	94	158	73	95-1	49	91	18	282	4.0
Montross	20-20	337	30-76	.395	7-19	.368	28	64	92	7	61-0	7	15	12	67	3.4
Snow	47-0	844	69-161	.429	44-61	.721	19	58	77	164	99-0	60	51	4	184	3.9
Overton	23-2	277	24-63	.381	14-16	.875	2	12	14	37	34-0	8	23	1	62	2.7
Stewart	15-0	110	12-26	.462	16-25	.640	9	22	31	2	13-0	5	8	2	40	2.7
Walters	19-0	127	11-29	.379	17-17	1.000	3	6	9	21	17-0	5	17	0	42	2.2
Parker	37-0	196	25-63	.397	13-20	.650	8	18	26	19	17-0	11	11	3	72	1.9
Cunningham	1-0	1	0-0	---	0-0	---	0	2	2	0	0-0	0	0	0	0	0.0
76ERS	82	19755	2837-6409	.443	1734-2352	.737	1125	2294	3419	1729	1878-16	729	1356	490	7651	93.3
OPPONENTS	82	19755	2906-6440	.451	1651-2262	.730	1115	2341	3456	1927	1904-21	766	1318	508	7847	95.7

3-PT FG: 76ERS 243-810 (.300), Iverson 70-235 (.298), Coleman 26-98 (.265), Stackhouse 16-46 (.348), Smith 0-1 (.000), Jackson 39-112 (.348), Thomas 62-171 (.363), Shaw 7-28 (.250), Cummings 0-1 (.000), McKie 9-46 (.196), Williams 0-5 (.000), Davis 0-6 (.000), Snow 2-16 (.125), Overton 0-3 (.000), Walters 3-14 (.214), Parker 9-28 (.321), OPPONENTS 384-1115

1997-1998 GAME-BY-GAME RESULTS

DATE	W/L	PHI	OPP	TEAM	DATE	W/L	PHI	OPP	TEAM
10/31	L	88	103	Milwaukee	01/31	L	86	102	Houston
11/01	L	74	94	at Chicago	02/02	L	97	106	Phoenix
11/05	L	88	93	Atlanta	02/04	L	84	98	Miami
11/06	L	93	100	at Milwaukee	02/11	W	91	90	Dallas
11/09	L	105	112	Seattle	02/13	L	96	103	at Charlotte
11/12	W	114	100	at Houston	02/14	L	98	105	New Jersey
11/13	W	99	98	at Dallas	02/17	W	98	97	Cleveland
11/15	L	101	107	Boston	02/19	L	77	82	at Indiana
11/19	W	97	86	Washington	02/21	W	98	89	at New Jersey
11/22	L	94	108	Orlando	02/22	L	92	97	Indiana
11/26	L	89	95	Cleveland	02/24	W	85	84	at Phoenix
11/28	W	105	95	L.A. Lakers	02/25	L	108	117	at L.A. Clippers
11/30	L	89	101	at Indiana	02/27	W	79	78	at Denver
12/03	L	90	94	at Miami	02/28	L	88	100	at San Antonio
12/05	L	88	107	at New Jersey	03/04	W	87	80	Milwaukee
12/07	W	93	78	New York	03/06	W	80	71	New York
12/08	L	86	95	at Orlando	03/08	L	91	100	at Washington
12/10	L	97	104	Toronto	03/09	L	78	88	Orlando
12/12	W	106	91	Denver	03/11	W	88	86	Washington
12/13	L	83	95	at New York	03/13	W	107	86	Atlanta
12/15	L	83	100	at Boston	03/14	W	93	89	at Milwaukee
12/17	L	90	94	Minnesota	03/17	L	96	100	at New York
12/19	L	84	91	Miami	03/18	W	104	96	at Detroit
12/20	L	78	115	at Detroit	03/20	L	79	91	Utah
12/22	L	92	96	Detroit	03/22	L	90	108	at Boston
12/27	W	85	78	at Golden State	03/23	L	79	94	Detroit
12/28	L	90	92	at Sacramento	03/25	L	86	91	New Jersey
12/30	L	86	96	at Portland	03/27	L	85	110	San Antonio
01/01	W	115	104	at Vancouver	03/29	W	99	94	Boston
01/02	L	73	90	at Seattle	03/31	L	93	101	at Charlotte
01/04	W	113	107	at L.A. Lakers	04/01	W	112	91	at Washington
01/06	L	95	98	*at Utah	04/03	W	93	78	L.A. Clippers
01/13	W	107	89	Vancouver	04/05	W	116	104	Toronto
01/15	W	106	96	Chicago	04/06	L	92	113	at Orlando
01/17	W	112	84	Golden State	04/08	W	109	101	Charlotte
01/19	W	98	85	Sacramento	04/10	L	102	107	at Minnesota
01/21	L	87	92	at Miami	04/11	L	95	106	at Cleveland
01/23	W	98	87	Portland	04/14	L	94	95	at Atlanta
01/24	L	92	111	at Cleveland	04/17	L	80	87	Chicago
01/26	L	87	91	at Toronto	04/19	W	107	78	at Toronto
01/28	L	90	93	*Indiana					
01/29	L	99	109	*at Atlanta					

* denotes overtime



YEAR BY YEAR RESULTS

1998-1999 SEASON STATISTICS

RECORD: 28-22 (.560)

HOME: 17-8

AWAY: 11-14

3RD ATLANTIC DIVISION

PLAYER	G-GS	MIN	FG-FGA	PCT	FT-FTA	PCT	OFF	DEF	TOT	AST	PF-DQ	STL	TO	BLK	PTS	AVG
Iverson	48-48	1990	435-1056	.412	356-474	.751	66	170	236	223	98-0	110	167	7	1284	26.8
Geiger	50-40	1540	266-555	.479	141-177	.797	137	225	362	58	157-2	39	101	40	674	13.5
Ratliff	50-50	1627	197-419	.470	166-229	.725	139	268	407	30	180-8	45	92	149	560	11.2
Hughes	50-1	988	170-414	.411	107-151	.709	83	106	189	77	97-0	44	68	14	455	9.1
Snow	48-48	1716	149-348	.428	110-150	.733	25	137	162	301	149-2	100	111	1	413	8.6
Hill	21-6	587	72-150	.480	35-69	.507	64	89	153	18	77-2	16	35	8	179	8.5
Lynch	43-43	1315	147-349	.421	53-84	.631	110	169	279	76	142-2	85	79	22	356	8.3
McKie	50-4	959	95-237	.401	44-62	.710	27	113	140	100	90-1	63	57	3	240	4.8
Thomas	17-0	188	27-67	.403	19-24	.792	7	26	33	15	21-0	3	15	3	78	4.6
Overton	10-0	37	5-15	.333	0-0	---	0	2	2	4	2-0	1	2	0	10	1.0
Grant	47-10	798	62-168	.369	21-29	.724	36	74	110	23	73-1	20	21	16	146	3.1
Honeycutt	13-0	90	7-27	.259	6-8	.750	3	8	11	3	10-0	4	8	2	25	1.9
Mohammed	26-0	121	15-42	.357	12-21	.571	18	19	37	2	22-0	5	12	4	42	1.6
Parker	2-0	3	1-1	1.000	0-0	---	0	0	0	0	0-0	0	0	0	2	1.0
Mahorn	16-0	127	5-18	.278	3-8	.375	7	16	23	2	22-0	5	6	1	13	0.8
Benjamin	6-0	33	2-7	.286	0-0	---	3	5	8	1	6-0	0	3	0	4	0.7
Shaw	9-0	14	1-8	.125	0-0	---	3	0	3	0	2-0	0	2	0	2	0.2
Williams	2-0	17	0-2	.000	0-0	---	1	1	2	1	4-0	2	2	1	0	0.0
76ERS	50	12150	1656-3883	.426	1073-1486	.722	729	1428	2157	934	1152-18	542	822	271	4483	89.7
OPPONENTS	50	12150	1599-3784	.423	941-1288	.731	619	1402	2021	999	1185-13	435	896	263	4380	87.6

3-PT FG: 76ERS 98-371 (.264), Iverson 58-199 (.291), Geiger 1-5 (.200), Hughes 8-52 (.154), Snow 5-21 (.238), Lynch 9-23 (.391), McKie 6-31 (.194), Thomas 5-19 (.263), Overton 0-1 (.000), Grant 1-6 (.167), Honeycutt 5-14 (.357). OPPONENTS 241-716 (.337).

1998-1999 GAME-BY-GAME RESULTS

DATE	W/L	PHI	OPP	TEAM	DATE	W/L	PHI	OPP	TEAM
02/05	W	78	66	at Charlotte	04/25	W	103	86	Orlando
02/06	W	95	75	Orlando	04/27	W	80	71	Cleveland
02/09	W	90	86	Detroit	04/29	L	70	85	at New York
02/12	L	94	98	San Antonio	05/01	W	103	96	Toronto
02/14	W	78	70	Atlanta	05/02	L	96	100	at Detroit
02/16	L	92	93	Milwaukee	05/04	L	110	117	*at Charlotte
02/18	L	95	99	at Indiana	05/05	W	105	100	*Detroit
02/19	L	67	78	New York					
02/20	L	69	76	Atlanta					
02/22	W	106	97	at Cleveland					
02/24	W	94	81	Sacramento					
02/25	W	98	80	at Chicago					
02/28	W	87	76	at Milwaukee					
03/01	W	104	91	at Washington					
03/03	W	102	86	Chicago					
03/05	L	78	89	Miami					
03/07	L	95	103	*Washington					
03/08	L	89	91	at Miami					
03/10	W	85	70	Charlotte					
03/12	W	100	93	*New Jersey					
03/15	L	73	74	at Orlando					
03/17	W	114	110	Indiana					
03/19	W	105	90	L.A. Lakers					
03/21	L	75	91	at Portland					
03/22	L	76	92	at Seattle					
03/24	W	95	90	*at Vancouver					
03/26	L	84	90	Boston					
03/27	L	99	103	*at Atlanta					
03/30	L	81	91	at Chicago					
04/01	W	88	84	at Miami					
04/02	L	80	85	Cleveland					
04/04	L	82	97	at Toronto					
04/06	W	95	87	Milwaukee					
04/07	W	96	92	at New Jersey					
04/09	W	83	67	at Boston					
04/11	L	98	105	at Washington					
04/13	L	72	91	at New York					
04/14	W	96	78	Toronto					
04/16	W	93	83	Indiana					
04/18	L	79	86	at New Jersey					
04/19	W	72	67	New York					
04/21	W	80	78	at Boston					
04/22	W	104	96	at Detroit					

* denotes overtime



YEAR BY YEAR RESULTS

1999-2000 SEASON STATISTICS

RECORD: 49-33 (.598)

HOME: 29-12

AWAY: 20-21

3RD ATLANTIC DIVISION

PLAYER	G-GS	MIN	FG-FGA	PCT	FT-FTA	PCT	OFF	DEF	TOT	AST	PF-DQ	STL	TO	BLK	PTS	AVG
Iverson	70-70	2853	729-1733	.421	442-620	.713	71	196	267	328	162-1	144	230	5	1989	28.4
Kucoc	32-8	916	149-340	.438	74-110	.673	38	105	143	141	61-0	33	71	9	398	12.4
Hill	68-65	2155	318-656	.485	179-259	.691	220	405	625	52	243-3	64	124	27	815	12.0
Ratliff	57-56	1795	247-491	.503	182-236	.771	140	295	435	36	185-4	32	108	171	676	11.9
Hughes	50-5	1018	192-461	.416	106-142	.746	52	107	159	75	94-0	54	95	12	501	10.0
Geiger	65-20	1406	260-589	.441	109-140	.779	154	233	387	39	194-1	29	91	22	629	9.7
Lynch	75-75	2416	297-644	.461	113-183	.617	216	366	582	136	231-2	119	120	38	722	9.6
McKie	82-14	1952	244-593	.411	121-146	.829	47	199	246	240	194-3	108	113	18	653	8.0
Snow	82-80	2866	257-597	.430	126-177	.712	42	219	261	624	243-2	140	162	8	651	7.9
Owens	46-7	919	112-258	.434	38-64	.594	63	129	192	59	119-1	26	61	16	271	5.9
MacCulloch	56-6	528	89-161	.553	28-54	.519	48	98	146	13	94-0	11	26	37	206	3.7
Roberts	5-1	51	5-16	.313	0-3	.000	6	9	15	3	15-0	1	2	1	10	2.0
Mohammed	28-3	190	21-54	.389	12-22	.545	16	34	50	2	29-0	4	18	12	54	1.9
Ollie	40-0	290	22-49	.449	28-37	.757	4	27	31	46	27-0	10	10	0	72	1.8
Jones	33-0	138	22-58	.379	11-18	.611	16	22	38	5	10-0	6	14	5	57	1.7
Bowen	42-0	311	26-73	.356	6-12	.500	14	22	36	16	37-0	9	5	5	59	1.4
Lang	3-0	6	1-1	1.000	1-1	1.000	0	0	0	1	1-0	0	0	0	3	1.0
Bowman	11-0	20	2-2	1.000	1-2	.500	0	2	2	1	0-0	1	1	0	5	0.5
76ERS	82	19830	2993-6776	.442	1577-2226	.708	1147	2468	3615	1817	1939-17	791	1284	386	7771	94.8
OPPONENTS	82	19830	2867-6595	.435	1510-2001	.755	1065	2501	3656	1828	1977-29	631	1444	531	7661	93.4

3-Pt FG: 76ERS 208-643 (.323), Iverson 89-261 (.341), Kucoc 26-90 (.289), Hill 0-1 (.000), Hughes 11-51 (.216), Geiger 0-4 (.000), Lynch 15-36 (.417), McKie 44-121 (.364), Snow 11-45 (.244), Owens 9-27 (.333), Roberts 0-1 (.000), Jones 2-4 (.500), Bowen 1-2 (.500). OPPONENTS 417-1172 (.356).

1999-2000 GAME-BY-GAME RESULTS

DATE	W/L	PHI	OPP	TEAM	DATE	W/L	PHI	OPP	TEAM
11/02	L	76	89	at San Antonio	01/31	L	80	83	at Denver
11/04	L	80	84	at Phoenix	02/01	W	101	100	at Dallas
11/05	L	81	91	at L.A. Clippers	02/03	L	106	109	at Houston
11/08	W	117	98	Seattle	02/06	W	119	108	Sacramento
11/10	L	105	110	at Orlando	02/07	L	84	109	at Indiana
11/12	W	92	86	Chicago	02/09	W	92	90	New Jersey
11/14	W	93	90	at Toronto	02/15	L	93	95	Charlotte
11/16	W	95	73	at Washington	02/18	W	104	75	Cleveland
11/17	L	93	98	Miami	02/20	L	84	87	L.A. Lakers
11/19	L	91	97	Portland	02/23	W	94	78	L.A. Clippers
11/20	W	100	96	at New Jersey	02/25	W	97	83	at Milwaukee
11/22	L	91	94	San Antonio	02/27	L	88	89	at New York
11/24	L	93	101	Washington	02/29	W	106	87	Dallas
11/26	W	106	83	Cleveland	03/02	W	87	84	at Washington
11/27	W	82	79	at Milwaukee	03/04	W	95	84	at Chicago
11/30	W	74	70	New York	03/08	W	107	90	Vancouver
12/01	L	83	90	at Miami	03/10	L	77	82	New York
12/03	W	102	100	*at Cleveland	03/12	L	77	93	at Boston
12/04	W	77	74	Boston	03/14	W	98	97	*at Cleveland
12/06	L	77	94	Denver	03/16	L	77	92	at Miami
12/08	W	83	73	Houston	03/17	W	99	97	Utah
12/10	L	78	85	at New York	03/19	W	89	85	Orlando
12/11	L	84	106	Charlotte	03/20	W	102	96	at Charlotte
12/15	W	93	91	Toronto	03/22	W	106	93	Toronto
12/17	W	77	74	Chicago	03/24	W	117	115	**Boston
12/18	L	91	104	at Detroit	03/26	W	111	101	at Indiana
12/20	W	122	121	*Detroit	03/28	W	102	100	at Minnesota
12/23	L	94	99	at New Jersey	03/29	L	84	98	at Utah
12/26	W	92	86	at Seattle	03/31	L	88	100	at L.A. Lakers
12/27	W	100	93	at Vancouver	04/02	L	95	117	at Sacramento
12/29	W	97	94	at Golden State	04/05	W	107	86	Atlanta
12/30	L	90	108	at Portland	04/07	W	102	97	at Boston
01/03	W	124	120	*Milwaukee	04/09	L	80	92	at Orlando
01/05	W	113	92	Golden State	04/10	W	96	80	Miami
01/09	L	112	123	Minnesota	04/12	W	93	84	Washington
01/14	W	102	100	Orlando	04/14	W	104	92	at Atlanta
01/15	W	101	98	at Atlanta	04/15	W	100	94	Detroit
01/17	W	101	96	New Jersey	04/17	L	90	92	Indiana
01/19	W	107	89	Atlanta	04/18	W	93	89	at Chicago
01/20	L	100	109	at Charlotte					
01/22	W	103	97	Indiana					
01/26	L	87	93	Phoenix					
01/29	L	88	90	at Detroit					

* denotes overtime
** denotes double-overtime



YEAR BY YEAR RESULTS

2000-2001 SEASON STATISTICS

RECORD: 56-26 (.683)

HOME: 29-12

AWAY: 27-14

1ST ATLANTIC DIVISION

PLAYER	G-GS	MIN	FG-FGA	PCT	FT-FTA	PCT	OFF	DEF	TOT	AST	PF-DQ	STL	TO	BLK	PTS	AVG
Iverson	71-71	2979	762-1813	.420	585-719	.814	50	223	273	325	147-0	178	237	20	2207	31.1
Ratliff	50-50	1800	228-457	.499	165-217	.760	125	288	413	58	165-3	30	126	187	621	12.4
McKie	76-33	2394	338-714	.473	149-194	.768	33	278	311	377	178-3	106	203	8	878	11.6
Mutombo	26-26	875	100-202	.495	104-137	.759	119	203	322	22	65-0	9	52	66	304	11.7
Snow	50-50	1740	182-435	.418	122-154	.792	27	139	166	369	123-1	77	124	7	491	9.8
McLeod	1-0	15	1-2	.500	0-0	---	1	1	2	0	2-0	0	1	0	2	2.0
Hill	76-75	2363	278-587	.474	172-273	.630	239	448	687	48	242-2	37	127	27	728	9.6
Lynch	82-80	2649	274-616	.445	123-171	.719	200	390	590	139	222-2	99	109	30	686	8.4
Kukoc	48-5	979	151-330	.458	52-88	.591	47	115	162	93	62-0	35	60	6	386	8.0
Geiger	35-4	542	88-224	.393	37-54	.685	50	89	139	14	73-0	12	25	8	213	6.1
Buford	47-0	573	104-241	.432	24-29	.828	16	58	74	17	68-0	17	29	6	248	5.3
Maxwell	24-6	375	42-125	.336	15-22	.682	3	34	37	29	33-0	12	18	0	120	5.0
Jones	65-0	866	122-275	.444	40-53	.755	63	126	189	32	68-0	30	39	15	304	4.7
MacCulloch	63-3	597	109-185	.589	42-66	.636	69	99	168	10	96-0	7	27	19	260	4.1
Mohammed	30-3	196	41-88	.466	14-28	.500	18	37	55	2	40-0	6	9	7	96	3.2
Ollie	51-4	764	71-165	.430	51-70	.729	13	59	72	121	70-0	25	40	1	194	3.8
Bell	5-0	30	2-7	.286	0-0	---	0	1	1	0	1-0	1	2	0	5	1.0
Sanchez	24-0	116	9-21	.429	2-2	1.000	2	12	14	36	18-0	9	3	1	20	0.8
Miller	1-0	2	0-0	---	0-0	---	0	0	0	0	0-0	0	0	0	0	0.0
76ERS	82	19855	2902-6487	.447	1697-2277	.745	1075	2600	3675	1692	1673-11	690	1292	408	7763	94.7
OPPONENTS	82	19855	2871-6699	.429	1243-1660	.749	985	2366	3351	1771	1938-20	672	1261	458	7412	90.4

3-PT FG: 76ERS 262-803 (.326), Iverson 98-306 (.320), McKie 53-170 (.312), Snow 5-19 (.263), McLeod 0-1 (.000), Hill 0-1 (.000), Lynch 15-57 (.263), Kukoc 32-78 (.410), Geiger 0-2 (.000), Buford 16-38 (.421), Maxwell 21-64 (.328), Jones 20-60 (.333), Ollie 1-3 (.333), Bell 1-3 (.333), Sanchez 0-1 (.000), OPPONENTS 427-1248 (.342).

2000-2001 GAME-BY-GAME RESULTS

DATE	W/L	PHI	OPP	TEAM	DATE	W/L	PHI	OPP	TEAM
10/31	W	101	72	at New York	1/28	W	86	81	at Indiana
11/1	W	104	98	Toronto	1/30	L	89	96	at Toronto
11/3	W	87	80	at Orlando	2/1	W	87	80	at New York
11/4	W	84	82	at Miami	2/2	L	117	123	**Orlando
11/8	W	103	94	Detroit	2/4	L	89	96	at New Jersey
11/9	W	84	82	at Minnesota	2/5	W	99	80	Denver
11/11	W	85	83	Boston	2/7	L	87	112	Houston
11/15	W	107	98	Cleveland	2/13	W	107	104	at Milwaukee
11/17	W	94	73	Miami	2/14	W	112	97	L.A. Lakers
11/20	W	114	90	at Boston	2/16	W	108	93	L.A. Clippers
11/22	L	73	88	at Charlotte	2/18	W	104	98	Phoenix
11/24	W	76	67	at Atlanta	2/21	W	107	91	Vancouver
11/25	L	76	96	at San Antonio	2/23	W	99	78	at Detroit
11/29	W	93	87	Washington	2/24	L	85	86	at Charlotte
12/1	W	95	74	Charlotte	2/26	L	91	98	Milwaukee
12/2	W	112	78	at Cleveland	2/28	W	79	69	Miami
12/4	L	98	105	at Denver	3/2	W	107	102	Washington
12/5	L	85	96	at L.A. Lakers	3/7	W	102	94	New Jersey
12/8	W	107	94	at Portland	3/9	W	108	103	Atlanta
12/9	W	83	79	at Vancouver	3/11	W	97	91	at Boston
12/11	L	91	96	*Minnesota	3/14	W	85	67	at Chicago
12/13	W	102	82	at Washington	3/16	L	79	100	Sacramento
12/15	L	94	112	Dallas	3/17	L	78	87	at Milwaukee
12/16	W	99	91	at Chicago	3/19	L	89	93	at Seattle
12/20	L	89	91	Utah	3/20	L	77	88	at L.A. Clippers
12/22	L	71	91	New York	3/23	L	71	84	at Phoenix
12/26	W	97	91	at Utah	3/26	W	90	78	Milwaukee
12/27	W	118	110	at Golden State	3/28	L	95	96	Orlando
12/30	W	107	104	*at Sacramento	3/30	W	102	89	Golden State
1/3	W	98	80	Atlanta	4/1	W	104	93	Indiana
1/5	W	121	89	Seattle	4/3	L	85	100	at Toronto
1/6	W	107	103	at Cleveland	4/4	W	90	84	at Detroit
1/9	W	104	87	at New Jersey	4/6	W	96	88	Cleveland
1/10	L	75	93	Portland	4/9	W	108	95	Boston
1/12	W	86	82	at Washington	4/10	L	81	83	at Miami
1/13	W	100	83	San Antonio	4/12	L	77	101	at Orlando
1/15	W	84	79	Charlotte	4/15	W	89	82	New York
1/17	W	99	88	Chicago	4/17	W	111	105	*at Indiana
1/19	W	97	86	New Jersey	4/18	L	86	92	Chicago
1/21	L	106	110	*Toronto					
1/23	W	114	98	at Dallas					
1/24	W	85	84	*at Houston					
1/26	W	105	89	Detroit					

* denotes overtime
** denotes double-overtime



YEAR BY YEAR RESULTS

2001-2002 SEASON STATISTICS

RECORD: 43-39 (.524)

HOME: 22-19

AWAY: 21-20

4TH ATLANTIC DIVISION

PLAYER	G-GS	MIN	FG-FGA	PCT	FT-FTA	PCT	OFF	DEF	TOT	AST	PF-DQ	STL	TO	BLK	PTS	AVG
Iverson	60-59	2622	665-1669	.398	475-585	.812	44	225	269	331	102-0	168	237	13	1883	31.4
Coleman	58-58	2080	331-735	.450	185-227	.815	167	342	509	98	158-0	42	119	51	875	15.1
McKie	48-16	1471	220-490	.449	96-122	.787	26	166	192	179	74-0	56	93	14	587	12.2
Snow	61-61	2225	276-624	.442	183-227	.806	33	182	215	400	167-1	95	138	9	738	12.1
Harpring	81-81	2541	386-838	.461	165-222	.743	203	370	573	107	201-1	70	127	5	958	11.8
Mutombo	80-80	2907	321-641	.501	278-364	.764	254	609	863	83	242-2	29	156	190	920	11.5
Claxton	67-18	1528	181-452	.400	114-136	.838	46	114	160	198	145-1	95	95	6	480	7.2
Blount	72-21	1426	115-251	.458	29-45	.644	149	219	368	44	176-1	49	52	26	259	3.6
Bell	74-12	890	103-240	.429	36-48	.750	31	80	111	71	109-0	21	48	4	254	3.4
Bowman	3-0	29	5-7	.714	0-0	--	0	1	1	1	3-0	2	0	0	10	3.3
Cummings	58-1	501	78-187	.417	24-32	.750	14	38	52	60	53-0	18	36	5	192	3.3
Smith	11-0	110	20-42	.476	15-20	.750	6	8	14	5	19-1	4	3	2	55	5
McKey	41-1	784	52-122	.426	10-14	.714	48	79	127	45	90-0	41	22	4	119	2.9
Dalembert	34-0	177	22-50	.440	7-8	.389	25	43	68	5	30-0	6	14	13	51	1.5
Brown	17-0	67	8-21	.381	7-8	.875	2	2	4	2	11-0	1	9	1	23	1.4
James	9-0	41	5-13	.385	2-6	.333	5	2	7	1	5-0	0	3	1	12	1.3
Jones	23-2	126	8-20	.400	10-20	.500	13	23	36	3	35-0	3	11	9	26	1.1
Ruffin	15-0	169	7-26	.269	2-8	.250	23	28	51	5	23-0	5	11	8	16	1.1
Geiger	4-0	36	1-8	.125	1-2	.500	3	3	6	0	2-0	0	2	2	3	0.8
76ERS	82	19730	2804-6436	.436	1639-2104	.779	1092	2534	3626	1638	1645-7	705	1256	363	7461	91.0
OPPONENTS	82	19730	2771-6500	.426	1350-1798	.751	981	2348	3329	1768	1827-19	654	1208	458	7330	89.4

3-PT FG: 76ERS 214-799 (.299), Iverson 78-268 (.291), Coleman 28-83 (.337), McKie 51-128 (.398), Snow 3-27 (.111), Harpring 21-69 (.304), Claxton 4-33 (.121), Blount 0-1 (.000), Bell 12-44 (.273), Bowman 0-1 (.000), Cummings 12-46 (.261), Smith 0-2 (.000), McKey 5-12 (.417), Brown 0-1 (.000), OPPONENTS 438-1322 (.331).

2001-2002 GAME-BY-GAME RESULTS

DATE	W/L	PHI	OPP	TEAM	DATE	W/L	PHI	OPP	TEAM
10/30	L	74	83	at Minnesota	1/27	W	93	87	L.A. Lakers
11/1	L	92	99	Dallas	1/29	L	71	78	at New York
11/3	L	76	90	at Washington	1/30	W	96	91	Minnesota
11/6	L	77	87	Indiana	2/2	W	86	81	at Milwaukee
11/8	L	72	77	at Houston	2/4	L	93	100	Toronto
11/10	W	98	91	at Dallas	2/5	L	82	86	at Detroit
11/13	W	82	76	at Miami	2/7	W	100	93	at Charlotte
11/14	W	100	86	Charlotte	2/14	L	91	98	Utah
11/16	W	98	78	Atlanta	2/17	L	76	86	at Indiana
11/17	W	94	82	at New Jersey	2/18	W	110	83	Denver
11/21	W	94	89	Detroit	2/20	W	114	107	Golden State
11/23	W	79	68	Cleveland	2/23	L	87	105	at Orlando
11/25	L	88	107	at Toronto	2/25	L	83	88	Portland
11/28	L	87	94	Washington	2/27	W	82	72	Miami
12/1	W	93	76	at Chicago	3/1	W	110	102	New Jersey
12/2	L	87	93	Memphis	3/3	W	96	84	at Toronto
12/4	L	84	94	at Sacramento	3/4	L	94	100	Boston
12/5	L	87	93	at Golden State	3/6	W	85	76	Cleveland
12/7	L	76	86	at San Antonio	3/8	W	109	100	Indiana
12/8	L	83	92	at Memphis	3/9	W	112	91	at Atlanta
12/11	L	87	89	at Atlanta	3/12	W	104	96	at New York
12/14	L	80	96	Milwaukee	3/13	L	88	92	Sacramento
12/15	W	94	91	at Cleveland	3/17	L	103	105	Orlando
12/17	W	99	83	Boston	3/19	W	91	79	at Miami
12/19	L	85	94	Charlotte	3/20	L	77	82	Miami
12/21	W	94	83	Atlanta	3/22	W	96	91	at Boston
12/25	L	82	88	at L.A. Lakers	3/24	W	90	82	New York
12/26	W	100	86	at L.A. Clippers	3/27	L	80	88	New Jersey
12/28	L	90	93	at Denver	3/28	W	99	79	at Chicago
12/29	L	81	89	at Utah	3/30	L	92	102	at New Jersey
1/2	W	102	81	at Phoenix	3/31	L	70	72	Toronto
1/4	W	87	77	at Seattle	4/3	W	89	83	*Phoenix
1/5	L	88	96	at Portland	4/5	L	88	92	Detroit
1/7	W	116	92	L.A. Clippers	4/7	W	89	87	Milwaukee
1/9	L	91	102	Orlando	4/9	W	92	90	at Milwaukee
1/11	W	101	84	San Antonio	4/10	L	77	90	at Washington
1/15	W	112	106	*Houston	4/12	W	100	91	Washington
1/17	W	93	88	at Charlotte	4/14	W	95	89	at Orlando
1/19	W	97	89	New York	4/15	L	96	98	Chicago
1/21	L	98	109	Seattle	4/17	L	80	103	at Indiana
1/22	W	91	84	at Washington					
1/25	W	106	90	at Boston					

* denotes overtime



YEAR BY YEAR RESULTS

2002-2003 SEASON STATISTICS

RECORD: 48-34 (.585)

HOME: 25-16

AWAY: 23-18

4TH ATLANTIC DIVISION

PLAYER	G-GS	MIN	FG-FGA	PCT	FT-FTA	PCT	OFF	DEF	TOT	AST	PF-DQ	STL	TO	BLK	PTS	AVG
Iverson	82-82	3485	804-1940	.414	570-736	.774	68	276	344	454	149-2	225	286	13	2262	27.6
Van Horn	74-73	2337	459-952	.482	193-240	.804	159	365	524	93	251-7	63	150	30	1176	15.9
Snow	82-82	3108	361-799	.452	325-379	.858	71	230	301	544	235-2	133	194	11	1054	12.9
Thomas	46-28	1392	178-369	.482	114-152	.750	140	252	392	73	120-2	46	76	22	470	10.2
Coleman	64-35	1742	223-498	.448	134-171	.784	151	299	450	87	171-2	53	96	69	602	9.4
McKie	80-40	2374	286-666	.429	112-134	.836	61	289	350	278	177-2	131	109	9	721	9.0
MacCulloch	42-35	812	123-238	.517	53-79	.671	66	130	196	20	107-0	19	35	32	299	7.1
Buckner	75-5	1514	185-398	.465	65-81	.802	72	144	216	96	203-0	72	62	16	450	6.0
Skinner	77-9	1381	182-331	.550	97-161	.602	136	230	366	19	176-1	47	62	53	461	6.0
Hill	24-18	496	44-109	.404	21-35	.600	56	68	124	9	68-0	15	16	7	109	4.5
Williams	21-2	276	34-80	.425	24-32	.750	12	33	45	26	33-0	12	17	5	92	4.4
Satterfield	17-0	82	4-18	.222	1-2	.500	4	4	8	15	6-0	2	7	0	9	0.5
Long	19-0	131	19-50	.380	1-5	.200	13	27	40	2	22-0	2	9	8	40	2.1
Salmons	64-1	504	48-116	.414	26-35	.743	16	43	59	47	53-1	17	29	6	132	2.1
Rentzias	35-0	144	20-59	.339	8-9	.889	10	16	26	7	21-0	6	4	2	52	1.5
Bryant	11-0	77	5-17	.294	2-2	1.000	7	9	16	1	12-0	1	5	1	12	1.1
76ERS	82	19855	2975-6640	.448	1746-2253	.775	1042	2415	3457	1771	1804-19	844	1212	284	7941	96.8
OPPONENTS	82	19855	2876-6363	.512	1547-2035	.760	908	2400	3308	1809	1885-20	639	1405	521	7752	94.8

3-PT FG: 76ERS 245-787 (.311), Iverson 84-303 (.277), Van Horn 65-176 (.369), Snow 7-32 (.219), Coleman 22-67 (.328), McKie 37-112 (.330), Buckner 15-55 (.273), Williams 0-2 (.000), Long 1-1 (1.000), Salmons 10-31 (.323), Rentzias 4-8 (.500). OPPONENTS 453-1278 (.354).

2002-2003 GAME-BY-GAME RESULTS

DATE	W/L	PHI	OPP	TEAM	DATE	W/L	PHI	OPP	TEAM
10/29	L	88	95	at Orlando	01/25	W	97	91	at Miami
10/30	W	95	93	Milwaukee	01/28	W	108	81	at Milwaukee
11/01	W	98	86	New York	01/29	L	83	97	Atlanta
11/06	W	101	99	*L.A. Clippers	01/31	W	104	99	Miami
11/08	W	108	84	Cleveland	02/02	L	91	99	at Minnesota
11/09	L	105	110	*at Milwaukee	02/05	L	85	111	New Jersey
11/13	L	81	91	at Boston	02/12	W	119	111	*Chicago
11/14	W	99	94	San Antonio	02/14	W	99	98	Orlando
11/16	W	93	92	at New York	02/16	W	90	83	at New Jersey
11/17	W	100	84	Washington	02/19	W	110	82	at Chicago
11/19	L	98	99	at New Orleans	02/21	W	119	99	at Cleveland
11/20	W	95	88	at Memphis	02/23	W	116	103	Cleveland
11/22	W	90	80	Toronto	02/26	W	111	107	Memphis
11/24	W	94	84	at Toronto	02/28	W	104	83	Utah
11/25	W	108	87	New Orleans	03/02	W	100	94	at Denver
11/27	W	83	74	Miami	03/03	L	99	107	at Sacramento
11/29	W	106	99	at Cleveland	03/06	W	88	60	at Portland
11/30	W	95	94	at Washington	03/07	W	108	99	at Seattle
12/04	W	99	93	Boston	03/09	L	92	106	at L.A. Lakers
12/06	L	93	98	at San Antonio	03/12	W	96	93	Indiana
12/07	L	72	97	at Houston	03/14	W	90	79	Portland
12/11	L	88	92	Seattle	03/16	W	92	87	at New Jersey
12/13	L	91	99	Phoenix	03/18	W	103	83	at Miami
12/15	L	97	107	at Indiana	03/20	L	85	113	at Detroit
12/16	W	93	71	Denver	03/21	L	105	114	Atlanta
12/18	W	99	94	Minnesota	03/23	W	112	95	at Toronto
12/20	W	107	104	*L.A. Lakers	03/26	W	91	85	at Indiana
12/21	L	77	79	at Atlanta	03/28	L	98	102	Golden State
12/28	L	69	98	at Utah	03/29	W	110	89	at Atlanta
12/30	L	98	104	at Golden State	03/31	W	118	113	*at Orlando
12/31	W	83	75	at L.A. Clippers	04/02	W	108	101	Chicago
01/02	L	78	96	at Phoenix	04/04	L	79	88	Houston
01/04	L	83	102	at Dallas	04/06	L	81	97	Sacramento
01/06	L	104	105	*Indiana	04/08	W	91	74	Detroit
01/08	L	94	103	*Detroit	04/10	W	99	78	at Boston
01/10	L	112	114	New York	04/11	L	103	108	at New York
01/12	L	105	107	Orlando	04/13	L	89	94	New Orleans
01/15	W	108	107	New Jersey	04/15	L	106	115	at Chicago
01/17	L	95	99	Milwaukee	04/16	W	107	87	Washington
01/18	W	88	80	at Washington					
01/20	L	99	100	Boston					
01/22	W	92	83	at Detroit					
01/23	L	94	107	Dallas					

* denotes overtime



YEAR BY YEAR RESULTS

2003-2004 SEASON STATISTICS

RECORD: 33-49 (.402)

HOME: 21-20

AWAY: 12-29

5TH ATLANTIC DIVISION

PLAYER	G-GS	MIN	FG-FGA	PCT	FT-FTA	PCT	OFF	DEF	TOT	AST	PF-DQ	STL	TO	BLK	PTS	AVG
Iverson	48-47	2040	435-1125	.387	339-455	.745	34	144	178	324	87-0	115	209	5	1266	26.4
Robinson	42-42	1336	275-614	.448	114-137	.832	46	143	189	57	96-1	42	106	9	698	16.6
Thomas	74-72	2699	381-813	.469	243-323	.752	261	489	750	111	219-2	82	172	33	1006	13.6
Snow	82-82	2966	295-715	.413	252-316	.797	62	219	281	563	213-1	97	187	6	844	10.3
Jackson	22-13	598	71-171	.415	64-81	.790	45	81	126	18	45-0	12	24	6	206	9.4
McKie	75-41	2112	265-577	.459	84-111	.757	45	208	253	195	142-1	85	103	23	689	9.2
Coleman	34-30	843	107-259	.413	49-65	.754	45	147	192	46	79-0	23	57	26	271	8.0
Dalembert	82-53	2198	270-499	.541	112-174	.644	194	432	626	21	273-4	44	86	189	652	8.0
Green	53-0	767	143-357	.401	59-81	.728	16	49	65	53	83-0	26	59	5	364	6.9
Salmons	77-24	1603	161-416	.387	71-92	.772	38	158	196	134	122-0	62	77	16	443	5.8
Korver	74-0	882	115-327	.352	19-24	.792	30	81	111	40	102-2	25	41	8	330	4.5
Hamilton	45-0	472	51-95	.537	67-96	.698	49	97	146	13	74-0	8	27	8	169	3.8
Buckner	53-3	703	66-175	.377	20-27	.741	28	75	103	45	77-0	21	34	4	164	3.1
McCaskill	59-3	636	47-117	.402	19-27	.704	48	85	133	20	89-0	12	25	20	113	1.9
76ERS	82	19855	2682-6260	.428	1512-2009	.753	941	2408	3349	1640	1701-11	654	1307	358	7215	88.0
OPPONENTS	82	19855	2751-6369	.432	1474-1982	.744	996	2398	3394	1747	1757-21	678	1425	463	7419	90.5

3-PT FG: 76ERS 339-992 (.342), Iverson 57-199 (.286), Robinson 34-100 (.340), Thomas 1-5 (.200), Snow 2-18 (.111), Jackson 0-1 (.000), McKie 75-172 (.436), Coleman 8-36 (.222), Dalembert 0-1 (.000), Green 19-61 (.311), Salmons 50-147 (.340), Korver 81-207 (.391), Buckner 12-44 (.273), McCaskill 0-1 (.000).
 OPPONENTS 443-1329 (.333).

2003-2004 GAME-BY-GAME RESULTS

DATE	W/L	PHI	OPP	TEAM	DATE	W/L	PHI	OPP	TEAM
10/28	W	89	74	Miami	01/24	L	87	95	at Cleveland
10/31	L	89	100	at Sacramento	01/27	L	76	94	New Jersey
11/01	L	90	104	at Golden State	01/28	L	84	94	at Toronto
11/03	W	94	83	at Portland	01/30	W	85	82	New Orleans
11/05	L	99	106	*New Orleans	02/01	L	101	106	at Minnesota
11/07	W	106	85	at Chicago	01/23	L	80	93	Toronto
11/09	L	74	85	Indiana	02/05	W	96	73	L.A. Lakers
11/11	W	112	105	at Washington	02/07	L	80	110	Boston
11/14	W	100	96	San Antonio	02/08	L	87	99	at New Jersey
11/15	L	88	91	*at Cleveland	02/11	W	113	88	Washington
11/17	L	66	74	Houston	02/17	L	85	106	at Denver
11/19	W	81	75	at Toronto	02/19	W	112	101	at Seattle
11/21	W	87	85	Boston	02/20	L	88	116	at L.A. Lakers
11/22	L	88	99	at New York	02/23	L	66	76	Detroit
11/25	L	91	95	at Milwaukee	02/24	L	75	86	at Atlanta
11/26	W	90	86	Detroit	02/28	L	74	81	at Indiana
11/28	L	77	90	at Indiana	02/29	W	81	74	Minnesota
11/29	W	98	86	Atlanta	03/03	L	77	88	at New York
12/02	L	88	95	Toronto	03/04	L	105	114	Sacramento
12/04	W	83	82	Chicago	03/06	W	97	88	Chicago
12/05	W	93	90	at Miami	03/08	W	97	92	Milwaukee
12/09	W	78	76	at Detroit	03/09	W	89	81	at Chicago
12/12	L	77	86	Denver	03/12	W	99	94	**New York
12/14	L	86	94	Utah	03/14	L	69	85	at Detroit
12/17	W	87	76	Miami	03/16	L	79	82	at Memphis
12/19	L	81	88	Indiana	03/17	L	80	104	at New Orleans
12/21	L	84	87	at Boston	03/20	L	69	101	at Miami
12/22	W	95	73	Orlando	03/22	W	107	98	Dallas
12/26	L	98	101	at L.A. Clippers	03/24	W	99	94	Phoenix
12/28	L	92	100	at Phoenix	03/26	W	86	71	Cleveland
12/29	L	97	106	at Utah	03/28	L	65	89	at Boston
12/31	L	72	80	at Houston	03/30	W	95	71	Golden State
01/03	W	83	77	at San Antonio	04/01	L	82	88	Portland
01/05	L	76	88	Milwaukee	04/03	L	75	86	New York
01/07	W	100	80	L.A. Clippers	04/06	W	103	100	*at Atlanta
01/09	W	97	81	New Jersey	04/09	L	80	83	Washington
01/10	L	87	94	at Washington	04/11	L	75	89	at New Jersey
01/12	W	87	82	at Orlando	04/12	L	93	107	Indiana
01/14	L	122	125	**at Dallas	04/14	L	89	95	at Orlando
01/17	L	87	91	Memphis					
01/19	L	81	90	Seattle					
01/21	W	92	86	at New Orleans					
01/23	L	93	98	Orlando					

* denotes overtime
 ** denotes double-overtime



YEAR BY YEAR RESULTS

2004-2005 SEASON STATISTICS

RECORD: 43-39 (.524)**HOME:** 25-16**AWAY:** 18-23**2ND ATLANTIC DIVISION**

PLAYER	G-GS	MIN	FG-FGA	PCT	FT-FTA	PCT	OFF	DEF	TOT	AST	PF-DQ	STL	TO	BLK	PTS	AVG
Iverson	75-75	3174	771-1818	.424	656-786	.835	51	248	299	596	140-1	180	344	9	2302	30.7
Webber	21-21	702	143-366	.391	38-49	.776	36	129	165	66	70-3	26	49	19	328	15.6
Jackson	81-23	1976	340-731	.465	289-349	.828	184	222	406	81	171-0	32	131	18	969	12.0
Korver	82-57	2667	317-759	.418	82-96	.854	40	339	379	182	265-2	103	106	33	942	11.5
Thomas	47-43	1344	217-476	.456	95-119	.798	106	202	308	77	151-3	40	83	6	530	11.3
Williamson	48-5	1056	194-417	.465	130-165	.888	73	105	178	43	144-1	26	60	12	518	10.8
Iguodala	82-82	2686	269-546	.493	156-210	.743	89	375	464	246	204-2	138	139	48	741	9.0
Dalember	72-60	1785	250-477	.524	89-148	.601	187	355	542	35	241-4	46	114	121	589	8.2
Green	57-21	1066	155-423	.366	97-125	.776	22	111	133	100	121-0	34	75	6	437	7.7
Rogers	28-7	485	63-161	.391	20-28	.714	33	71	104	26	69-0	22	20	8	169	6.0
Salmons	58-8	993	85-210	.405	35-48	.729	12	109	121	114	92-1	40	51	13	236	4.1
Davis	42-5	328	42-111	.378	14-17	.824	29	50	79	12	45-0	8	15	4	117	2.8
McKie	68-3	1118	61-142	.430	10-16	.625	20	152	172	103	116-2	48	31	17	152	2.2
Skinner	24-0	246	22-57	.386	5-17	.294	23	39	62	5	29-0	5	13	6	49	2.0
Bradley	2-0	16	4-5	.800	1-2	.500	0	3	3	1	0-0	0	1	0	9	4.5
Brown	8-0	55	2-6	.333	8-10	.800	1	10	11	4	4-0	3	5	1	12	1.5
Ollie	26-0	158	11-31	.355	6-9	.667	3	16	19	19	16-0	5	6	0	28	1.1
Barnes																
76ERS	82	19855	2946-6736	.437	1731-2194	.789	909	2536	3445	1710	1878-19	756	1274	321	8128	99.1
OPPONENTS	82	19855	2930-6618	.443	1764-2299	.767	952	2663	3615	1878	1929-19	681	1394	383	8189	99.9

DID NOT APPEAR IN ANY GAMES

3-PT FG: 76ERS 505-1453 (.348), Iverson 104-338 (.308), Webber 4-15 (.267), Jackson 0-2 (.000), Korver 226-558 (.405), Thomas 1-4 (.250), Williamson 0-2 (.000), Iguodala 47-142 (.331), Green 30-105 (.286), Rogers 23-76 (.303), Salmons 31-91 (.341), Davis 19-53 (.358), McKie 20-62 (.323), Skinner 0-1 (.000), Bradley 0-1 (.000), Brown 0-3 (.000), OPPONENTS 565-1560 (.362).

2004-2005 GAME-BY-GAME RESULTS

DATE	W/L	PHI	OPP	TEAM	DATE	W/L	PHI	OPP	TEAM
11/03	W	98	95	at Boston	01/31	W	89	88	Indiana
11/05	L	98	108	Phoenix	02/02	L	95	118	Houston
11/06	L	91	99	at Detroit	02/04	W	103	85	Atlanta
11/09	L	88	96	at New York	02/06	W	106	104	L.A. Clippers
11/10	W	108	100	*New Jersey	02/07	L	97	107	*at New Jersey
11/12	W	106	104	*Indiana	02/09	L	95	98	Memphis
11/14	W	96	87	Orlando	02/11	W	106	91	at Toronto
11/16	L	95	103	Seattle	02/12	W	112	99	Orlando
11/18	L	80	88	San Antonio	02/14	W	106	105	New York
11/21	L	83	93	at Miami	02/16	L	75	93	Detroit
11/24	W	110	97	Boston	02/24	L	101	113	at New York
11/26	W	116	114	*Washington	02/26	L	99	101	Sacramento
11/27	L	99	105	at Orlando	03/01	W	118	111	at Milwaukee
12/01	L	72	105	at San Antonio	03/02	L	93	99	New Jersey
12/03	L	86	94	at Memphis	03/04	W	98	89	Cleveland
12/04	L	76	77	at Houston	03/05	W	89	97	at Atlanta
12/06	L	92	96	at Atlanta	03/07	L	100	108	at Miami
12/08	L	84	119	Minnesota	03/08	L	85	104	Golden State
12/10	W	93	88	at Chicago	03/11	W	112	80	Charlotte
12/12	W	107	101	Milwaukee	03/13	L	110	128	at Toronto
12/14	W	110	102	Denver	03/15	W	108	91	L.A. Lakers
12/17	L	107	113	*New York	03/18	W	93	81	at Cleveland
12/18	W	116	97	at Milwaukee	03/19	L	88	94	Chicago
12/20	L	101	103	Utah	03/23	W	107	84	Detroit
12/22	W	102	90	at Indiana	03/25	W	103	101	Toronto
12/27	W	111	104	at Portland	03/27	W	96	89	at L.A. Lakers
12/28	W	114	107	at Seattle	03/28	L	109	118	at Sacramento
12/31	L	92	97	at Denver	03/30	L	87	116	at Phoenix
01/02	L	83	89	at L.A. Clippers	04/01	L	83	100	Dallas
01/03	W	112	104	at Golden State	04/03	W	97	93	at Boston
01/05	W	106	99	at Utah	04/06	W	106	103	Charlotte
01/07	L	84	89	at Minnesota	04/08	W	103	98	Cleveland
01/10	L	100	109	Portland	04/09	W	112	106	at Washington
01/12	L	78	110	at Chicago	04/12	L	98	105	Boston
01/14	W	106	96	Toronto	04/14	W	126	119	*Miami
01/15	L	95	99	at Detroit	04/15	W	90	86	at Indiana
01/17	W	95	91	New Orleans	04/17	L	83	104	at New Jersey
01/19	W	107	105	at Charlotte	04/18	W	122	106	Milwaukee
01/22	L	111	115	at Orlando	04/20	W	110	86	Atlanta
01/24	W	106	98	Miami					
01/26	L	107	117	at Washington					
01/28	L	95	99	*at New Orleans					
01/29	W	93	89	at Dallas					

* denotes overtime



YEAR BY YEAR RESULTS

2005-2006 SEASON STATISTICS

RECORD: 38-44 (.463)

HOME: 23-18

AWAY: 15-26

2ND ATLANTIC DIVISION

PLAYER	G-GS	MIN	FG-FGA	PCT	FT-FTA	PCT	OFF	DEF	TOT	AST	PF-DQ	STL	TO	BLK	PTS	AVG
Iverson	72-72	3103	815-1822	.447	675-829	.814	44	188	232	532	121-0	140	248	10	2377	33.0
Webber	75-75	2893	617-1422	.434	263-348	.756	184	557	741	256	219-1	103	182	62	1518	20.2
Iguodala	82-82	3086	344-688	.500	263-349	.754	117	364	481	255	198-4	135	153	21	1007	12.3
Korver	82-43	2563	327-761	.430	101-119	.849	27	243	270	163	224-1	65	98	26	939	11.5
Salmons	82-24	2059	219-521	.420	155-200	.775	48	172	220	223	178-0	73	125	13	619	7.5
Dalembert	66-52	1761	196-369	.531	93-132	.705	159	382	541	25	244-9	34	107	160	485	7.3
Green	10-2	153	28-66	.424	4-5	.800	1	14	15	5	13-0	2	12	0	70	7.0
Hunter	69-35	1312	175-291	.601	71-138	.514	110	161	271	17	120-0	12	64	76	421	6.1
Nailon	22-0	237	40-80	.500	13-15	.867	23	19	42	7	32-0	8	10	4	93	4.2
Barnes	50-0	538	59-110	.536	29-43	.674	41	56	97	22	92-2	16	24	7	149	3.0
Ollie	70-23	1069	75-174	.431	41-49	.837	13	85	98	101	103-1	33	29	3	192	2.7
Randolph	57-1	487	44-97	.454	43-71	.606	55	78	133	19	83-0	19	21	12	131	2.3
Hamilton	1-0	3	0-1	.000	1-2	.500	0	0	0	0	1-0	1	0	0	1	1.0
Williams	30-0	145	23-52	.442	8-13	.615	3	16	19	10	13-0	5	13	0	56	1.9
Thomas	15-0	124	7-13	.538	8-14	.571	8	23	31	1	32-0	0	7	3	22	1.5
Bradley	46-1	367	32-79	.405	2-3	.667	40	67	107	17	39-0	5	19	7	67	1.5
Gai	2-0	5	0-0	---	0-0	---	0	0	0	0	0-0	0	0	0	0	0.0
76ERS	82	19905	3001-6546	.458	1770-2330	.760	873	2425	3298	1653	1712-18	651	1159	404	8147	99.4
OPPONENTS	82	19905	3100-6699	.463	1609-2111	.762	974	2533	3507	1882	1898-23	630	1269	386	8307	101.3

3-PT FG: 76ERS 375-1031 (.364), Iverson 72-223 (.323), Webber 21-77 (.273), Iguodala 56-158 (.354), Korver 184-438 (.420), Salmons 26-87 (.299), Dalembert 0-1 (.000), Green 10-19 (.526), Barnes 2-11 (.182), Ollie 1-3 (.333), Williams 2-9 (.222), Bradley 1-5 (.200), OPPONENTS: 498-1420 (.351).

2005-2006 GAME-BY-GAME RESULTS

DATE	W/L	PHI	OPP	TEAM	DATE	W/L	PHI	OPP	TEAM
11/01	L	108	117	*Milwaukee	01/29	W	89	81	at Orlando
11/02	L	88	108	at Detroit	01/31	L	99	123	Phoenix
11/04	L	93	110	Charlotte	02/03	L	80	87	Detroit
11/05	W	111	109	at Indiana	02/04	W	100	95	at Cleveland
11/09	W	112	97	Dallas	02/06	L	81	87	Houston
11/11	W	85	81	L.A. Lakers	02/08	L	92	100	at Charlotte
11/13	W	113	108	L.A. Clippers	02/12	L	97	107	at Washington
11/15	W	104	92	Toronto	02/15	W	103	100	*San Antonio
11/16	W	121	115	at Toronto	02/16	L	84	117	at Chicago
11/18	L	96	106	at Miami	02/22	W	116	107	Cleveland
11/19	L	120	123	Cleveland	02/24	W	116	111	at Milwaukee
11/21	W	103	91	NO/Okla City	02/25	W	108	102	Chicago
11/23	L	97	108	at Milwaukee	02/27	L	92	104	at Dallas
11/26	L	102	105	*at New York	03/01	W	106	101	at Houston
11/29	W	107	83	Portland	03/03	W	119	113	Washington
11/30	L	103	110	at Boston	03/05	L	93	94	Indiana
12/02	L	86	88	at NO/Okla. City	03/08	L	101	104	at Boston
12/03	L	91	100	at San Antonio	03/09	L	93	97	Denver
12/07	L	85	88	Milwaukee	03/12	W	94	91	at Memphis
12/09	W	119	115	Charlotte	03/14	L	97	111	Toronto
12/10	W	107	95	at New Jersey	03/16	L	98	102	at Seattle
12/12	W	90	89	*Minnesota	03/17	L	89	99	at L.A. Clippers
12/14	W	106	101	Atlanta	03/19	L	89	98	at Golden State
12/16	L	105	112	Miami	03/22	W	115	106	Atlanta
12/18	W	107	80	at Toronto	03/24	L	86	102	Orlando
12/21	W	111	100	Golden State	03/26	L	79	92	at Indiana
12/23	L	108	111	at Atlanta	03/29	L	91	101	Detroit
12/27	W	108	106	at Denver	03/31	W	117	112	at New York
12/28	L	91	95	at Portland	04/02	W	114	95	New York
12/31	L	102	108	at Utah	04/04	L	91	124	at Cleveland
01/03	W	111	98	at Sacramento	04/05	L	92	99	Chicago
01/04	L	85	105	at Phoenix	04/07	L	99	109	Boston
01/06	L	93	119	at L.A. Lakers	04/08	W	89	75	at Chicago
01/09	W	107	98	Seattle	04/10	W	105	97	Washington
01/11	L	102	110	Utah	04/12	W	116	96	at New Jersey
01/13	W	125	124	**Boston	04/14	L	85	104	at Miami
01/16	L	76	104	at Washington	04/15	L	97	102	at Orlando
01/18	L	90	101	New Jersey	04/18	W	91	88	New Jersey
01/20	W	89	86	*Memphis	04/19	L	86	96	at Charlotte
01/22	W	86	84	at Minnesota					
01/24	W	109	103	Sacramento					
01/26	L	115	119	*Orlando					
01/28	W	91	76	New York					

* denotes overtime
** denotes double-overtime



YEAR BY YEAR RESULTS

2006-2007 SEASON STATISTICS

RECORD: 35-47 (.427)

HOME: 21-20

AWAY: 14-27

3RD ATLANTIC DIVISION

PLAYER	G-GS	MIN	FG-FGA	PCT	FT-FTA	PCT	OFF	DEF	TOT	AST	PF-DQ	STL	TO	BLK	PTS	AVG
Iverson	15-15	640	151-366	.413	154-174	.885	7	34	41	109	21-0	33	66	1	468	31.2
Igoudala	76-76	3062	443-991	.447	452-551	.820	77	357	434	432	200-0	152	261	33	1386	18.2
Korver	74-1	2288	372-845	.440	191-209	.914	30	229	259	105	188-1	57	117	20	1067	14.4
Miller	57-56	2144	307-661	.464	160-198	.808	72	176	248	416	126-0	73	152	6	775	13.6
Green	74-36	1842	357-868	.411	74-111	.667	42	116	158	112	144-1	56	106	4	839	11.3
Webber	18-18	544	89-230	.387	18-28	.643	37	112	149	61	36-0	18	33	15	198	11.0
Dalembert	82-82	2535	356-658	.541	167-224	.746	239	494	733	64	287-9	47	161	159	879	10.7
J. Smith	54-11	1355	191-429	.445	115-136	.846	107	253	360	46	125-1	31	63	20	497	9.2
Carney	67-35	1169	182-392	.464	53-87	.609	39	89	128	26	118-0	38	43	23	442	6.6
Hunter	70-41	1605	188-326	.577	74-151	.490	114	221	335	26	137-1	13	65	76	450	6.4
Randolph	13-6	179	23-48	.479	12-22	.545	19	35	54	4	23-0	7	9	10	58	4.5
Williams	61-0	688	93-211	.441	64-92	.696	17	53	70	110	42-0	22	46	1	262	4.3
Ollie	53-23	919	81-187	.433	37-45	.822	8	66	74	130	76-0	21	47	1	199	3.8
Henderson	38-5	418	43-67	.642	33-47	.702	48	59	107	10	62-1	9	12	12	119	3.1
Jones	44-5	336	43-93	.462	23-41	.561	22	35	57	16	59-0	11	18	1	110	2.5
Amundson	10-0	87	6-15	.400	4-10	.400	13	15	28	1	15-0	1	5	8	16	1.6
McFarlin	11-0	41	5-13	.385	5-7	.714	7	4	11	1	8-0	0	1	0	15	1.4
S. Smith	8-0	28	2-8	.250	1-2	.500	1	5	6	0	4-0	1	2	0	5	0.6
76ERS	82	19880	2932-6408	.458	1637-2135	.767	899	2353	3252	1669	1671-14	590	1258	390	7785	94.9
OPPONENTS	82	19880	3039-6570	.463	1452-1926	.754	969	2404	3373	1825	1801-6	606	1280	320	8033	98.0

3-PT FG: 76ERS 284-823 (.345), Iverson 12-53 (.226), Igoudala 48-155 (.310), Korver 132-307 (.430), Miller 1-19 (.053), Green 51-157 (.325), Webber 2-5 (.400), Dalembert 0-2 (.000), Smith 0-4 (.000), Carney 25-72 (.347), Williams 12-37 (.324), Ollie 0-2 (.000), Jones 1-9 (.111), McFarlin 0-1 (.000). OPPONENTS: 503-1424 (.353).

2006-2007 GAME-BY-GAME RESULTS

DATE	W/L	PHI	OPP	TEAM	DATE	W/L	PHI	OPP	TEAM
11/01	W	88	75	Atlanta	01/26	L	97	105	Cleveland
11/03	W	105	103	at Orlando	01/27	W	104	89	at Atlanta
11/05	W	107	98	Miami	01/29	L	84	105	at Houston
11/07	L	86	97	at Indiana	01/31	W	89	78	at N.O./Okla. City
11/08	L	104	106	at Toronto	02/02	L	101	102	Golden State
11/10	L	101	108	vs. Denver	02/05	W	100	98	*New Jersey
11/15	W	96	90	at Seattle	02/07	W	92	83	Charlotte
11/17	L	94	106	at Phoenix	02/09	L	89	90	L.A. Clippers
11/18	L	97	103	*at L.A. Clippers	02/11	L	89	106	Dallas
11/21	L	87	97	Detroit	02/14	L	85	92	Washington
11/22	L	94	98	at Milwaukee	02/21	W	104	84	New York
11/24	W	123	108	Chicago	02/23	L	87	102	at Charlotte
11/25	L	95	108	at Cleveland	02/24	L	90	109	at Milwaukee
11/27	L	91	103	at Miami	02/26	W	89	82	Sacramento
12/02	L	107	112	at New Jersey	02/28	W	99	94	Phoenix
12/03	L	84	95	Minnesota	03/02	W	117	112	*Memphis
12/06	L	94	121	at Chicago	03/04	W	99	86	New Jersey
12/08	L	98	113	Washington	03/07	W	92	89	Seattle
12/09	L	84	86	at Orlando	03/09	W	108	92	L.A. Lakers
12/11	L	79	81	Portland	03/10	W	100	96	at Indiana
12/13	L	81	101	Boston	03/13	L	92	104	at Atlanta
12/15	L	79	93	at Dallas	03/14	L	87	88	Chicago
12/16	L	98	103	at San Antonio	03/16	W	89	88	Utah
12/20	L	93	101	Indiana	03/18	L	74	124	Houston
12/22	W	98	93	at Boston	03/20	L	75	96	at Detroit
12/23	W	98	77	New York	03/23	W	106	97	Charlotte
12/26	L	97	116	at Golden State	03/24	W	93	85	at Miami
12/27	L	76	101	at Sacramento	03/28	L	108	111	at Washington
12/29	W	98	95	at Portland	03/30	W	88	82	Boston
12/31	L	94	104	at L.A. Lakers	03/31	L	82	86	at New Jersey
01/02	W	108	97	at Denver	04/04	W	92	90	at New York
01/03	L	87	98	at Utah	04/06	L	85	94	Toronto
01/05	L	102	104	*at Minnesota	04/08	W	109	104	*Atlanta
01/09	L	89	98	Detroit	04/10	W	90	86	Indiana
01/10	L	99	106	at New York	04/11	W	102	94	at Boston
01/12	W	110	97	Milwaukee	04/14	L	87	104	Orlando
01/13	L	83	89	at Charlotte	04/15	W	102	91	at Detroit
01/15	L	86	104	Toronto	04/17	L	92	98	Cleveland
01/17	L	102	118	at Memphis	04/18	W	122	119	at Toronto
01/19	W	98	95	*Miami					
01/21	L	85	99	San Antonio					
01/23	W	102	96	N.O./Okla. City					
01/24	W	118	115	**at Cleveland					

* denotes overtime
** denotes double-overtime



YEAR BY YEAR RESULTS

2007-2008 SEASON STATISTICS

RECORD: 40-42 (.488)

HOME: 22-19

AWAY: 18-23

3RD ATLANTIC DIVISION

PLAYER	G-GS	MIN	FG-FGA	PCT	FT-FTA	PCT	OFF	DEF	TOT	AST	PF-DQ	STL	TO	BLK	PTS	AVG
Iguodala	82-82	3242	582-1277	.456	365-506	.721	85	361	446	391	187-1	171	214	49	1630	19.9
Miller	82-82	3016	569-1156	.492	257-333	.772	95	229	324	565	181-0	105	206	6	1398	17.0
Green	74-74	1970	379-870	.436	112-148	.757	32	150	182	151	119-0	54	109	22	921	12.4
Williams	80-0	1862	319-752	.424	227-290	.783	41	126	167	253	130-0	81	125	13	920	11.5
Dalembert	82-82	2724	339-661	.513	186-263	.707	304	545	849	45	269-3	40	155	192	864	10.5
Korver	25-0	657	90-227	.396	31-34	.912	12	61	73	33	67-1	20	28	6	249	10.0
Young	74-22	1554	264-490	.539	76-103	.738	120	192	312	58	126-1	73	64	8	610	8.2
Carney	70-6	1039	158-392	.403	55-81	.679	50	99	149	32	96-0	39	34	23	409	5.8
Evans	81-61	1879	152-346	.439	120-257	.467	224	387	611	65	213-0	86	108	8	425	5.2
Smith	76-1	1107	141-310	.455	54-82	.659	77	153	230	20	142-1	22	48	50	340	4.5
Giricek	12-0	110	13-41	.317	6-8	.750	1	13	14	11	9-0	3	8	1	37	3.1
Ollie	40-0	300	29-69	.420	12-15	.800	4	15	19	38	28-0	10	5	0	70	1.8
Amundson	16-0	64	8-16	.500	2-7	.286	7	5	12	0	13-0	1	2	1	18	1.1
Randolph	9-0	27	4-14	.286	0-0	---	9	2	11	3	5-0	1	2	3	8	0.9
Booth	31-0	204	9-27	.333	6-10	.600	6	32	38	8	35-0	6	4	18	24	0.6
76ERS	82	19755	3056-6648	.460	1509-2137	.706	1067	2370	3437	1673	1620-7	712	1172	400	7923	96.8
OPPONENTS	82	19755	3000-6504	.461	1332-1726	.772	923	2293	3216	1903	1708-4	550	1289	420	7889	96.2

3-PT FG: 76ERS 302-952 (.317), Iguodala 101-307 (.329), Miller 3-34 (.088), Green 51-179 (.285), Williams 55-153 (.359), Dalembert 0-1 (.000), Korver 38-108 (.352), Young 6-19 (.316), Carney 38-120 (.317), Evans 1-1 (.000), Smith 4-14 (.286), Giricek 5/5 (.333), Ollie 0-1 (.000). OPPONENTS: 557-1549 (.360).

2007-2008 GAME-BY-GAME RESULTS

DATE	W/L	PHI	OPP	TEAM	DATE	W/L	PHI	OPP	TEAM
10/31	L	97	106	at Toronto	01/25	L	81	89	at New York
11/02	W	96	85	at Chicago	01/26	W	103	96	at Charlotte
11/03	L	88	93	New Jersey	01/30	W	112	69	Milwaukee
11/07	W	94	63	Charlotte	02/01	L	106	108	Orlando
11/09	L	103	105	Toronto	02/04	L	91	96	at Atlanta
11/11	L	72	93	New Orleans	02/05	W	101	96	Washington
11/13	L	84	99	at Dallas	02/07	W	101	84	Miami
11/14	L	76	95	at New Orleans	02/09	W	101	80	L.A. Clippers
11/16	W	92	88	Portland	02/11	W	84	76	Dallas
11/20	L	101	116	at Washington	02/13	W	102	88	Memphis
11/23	L	78	83	at Detroit	02/19	L	88	104	at Minnesota
11/24	L	98	100	* Golden State	02/20	W	124	84	New York
11/27	W	114	99	at Milwaukee	02/22	L	99	115	at Orlando
11/28	L	95	106	Utah	02/23	W	101	96	* at Miami
11/30	W	85	84	Washington	02/27	W	101	89	Orlando
12/01	L	92	94	* at New Jersey	02/29	L	97	119	at Golden State
12/03	L	79	88	Atlanta	03/01	W	119	114	at Phoenix
12/05	L	103	113	Boston	03/03	W	106	80	at L.A. Clippers
12/07	W	101	90	New York	03/07	W	117	83	Seattle
12/08	W	105	77	at New York	03/09	W	119	97	at Milwaukee
12/10	W	100	88	Houston	03/10	L	86	100	Boston
12/12	W	98	94	Minnesota	03/12	W	83	82	at Detroit
12/14	L	99	109	Sacramento	03/14	W	110	106	at Chicago
12/15	W	92	86	at Cleveland	03/15	W	103	96	San Antonio
12/19	L	85	102	at Indiana	03/19	W	115	113	Denver
12/21	L	101	106	L.A. Lakers	03/21	L	95	113	at Orlando
12/22	W	99	97	at Memphis	03/22	W	91	87	New Jersey
12/26	W	96	85	Miami	03/24	W	95	90	at Boston
12/28	W	92	80	at Sacramento	03/26	W	121	99	Chicago
12/30	L	72	97	at Portland	03/28	L	93	107	Phoenix
12/31	W	98	90	at Seattle	03/30	L	88	91	at Cleveland
01/02	L	107	110	at Utah	04/01	W	108	99	at New Jersey
01/04	L	93	124	at L.A. Lakers	04/04	W	109	104	at Atlanta
01/06	L	96	109	at Denver	04/05	L	85	92	Atlanta
01/08	L	83	87	Milwaukee	04/09	W	101	94	Detroit
01/09	L	96	109	at Toronto	04/11	L	76	85	Indiana
01/11	L	97	100	Chicago	04/12	L	93	109	at Washington
01/14	L	82	89	at San Antonio	04/14	L	90	91	Cleveland
01/15	W	111	107	at Houston	04/16	L	109	115	at Charlotte
01/18	L	89	116	at Boston					
01/19	W	99	95	Toronto					
01/21	L	103	110	Indiana					
01/23	L	78	86	Detroit					

* denotes overtime



YEAR BY YEAR RESULTS

2008-2009 SEASON STATISTICS

RECORD: 41-41 (.500)

HOME: 24-17

AWAY: 17-24

2ND ATLANTIC DIVISION

PLAYER	G-GS	MIN	FG-FGA	PCT	FT-FTA	PCT	OFF	DEF	TOT	AST	PF-DQ	STL	TO	BLK	PTS	AVG
Iguodala	82-82	3269	542-1147	.473	377-521	.724	92	379	471	434	152-1	131	222	36	1541	18.8
Miller	82-82	2976	492-1041	.473	338-409	.826	123	245	368	534	196-1	109	199	14	1337	16.3
Young	75-71	2577	475-960	.495	139-189	.735	139	238	377	86	165-0	100	118	23	1145	15.3
Brand	29-23	920	163-365	.447	73-108	.676	77	177	254	37	78-1	17	68	45	399	13.8
Williams	81-0	1919	336-844	.398	304-385	.790	36	129	165	242	128-0	85	151	14	1039	12.8
Green	81-60	1828	286-658	.435	62-85	.729	29	97	126	158	154-0	53	64	13	685	8.5
Speights	79-2	1263	252-502	.502	102-132	.773	123	170	293	30	181-0	27	46	56	608	7.7
Dalembert	82-82	2036	216-434	.498	91-124	.734	214	487	701	18	248-2	33	117	146	523	6.4
Marshall	25-0	189	33-73	.452	3-6	.500	6	34	40	15	24-0	4	6	5	94	3.8
Evans	79-7	1140	79-178	.444	104-175	.594	135	226	361	26	161-0	41	69	8	262	3.3
Ivey	71-0	861	69-208	.332	34-43	.791	19	57	76	43	76-0	36	23	7	211	3.0
Rush	25-1	199	20-58	.345	4-4	1.000	0	15	15	15	10-0	5	10	1	54	2.2
Ratliff	46-0	579	34-64	.531	21-35	.600	46	82	128	9	77-0	17	14	47	89	1.9
76ERS	82	19755	2997-6532	.459	1652-2216	.745	1039	2336	3375	1647	1650-5	658	1157	415	7987	97.4
OPPONENTS	82	19755	2997-6489	.462	1402-1792	.782	935	2285	3220	1799	1786-10	575	1278	400	7981	97.3

3-PT FG: 76ERS 341-1072 (.318), Iguodala 80-261 (.307), Miller 15-53 (.283), Young 56-164 (.341), Williams 63-220 (.286), SI-161 (.317), Speights 2-8 (.250), Dalembert 0-2 (.000), Marshall 25-55 (.455), Evans 0-1 (.000), Ivey 39-114 (.342), Rush 10-33 (.303). OPPONENTS: 585-1595 (.367).

2008-2009 GAME-BY-GAME RESULTS

DATE	W/L	PHI	OPP	TEAM	DATE	W/L	PHI	OPP	TEAM
10/29	L	84	95	Toronto	1/28	W	95	93	at Houston
10/31	W	116	87	New York	1/30	W	104	94	Washington
11/01	L	88	95	at Atlanta	1/31	L	83	85	New Jersey
11/03	W	125	91	Sacramento	02/03	L	99	100	Boston
11/05	L	83	106	at Miami	02/05	W	99	94	Indiana
11/06	L	88	98	at Orlando	02/07	W	94	84	Miami
11/11	L	80	93	Utah	02/09	W	108	91	Phoenix
11/12	W	106	96	at Toronto	02/11	W	91	87	Memphis
11/14	W	94	92	at Indiana	02/17	L	91	100	at Indiana
11/15	W	110	85	Oklahoma City	02/18	L	89	101	Denver
11/19	L	96	102	at Minnesota	02/21	L	91	97	at Miami
11/21	W	89	88	L.A. Clippers	2/23	L	96	98	at New Jersey
11/23	W	89	81	Golden State	2/25	W	106	98	at Washington
11/24	L	84	93	at Charlotte	2/27	W	108	103	at New York
11/26	L	94	96	Orlando	2/28	L	100	106	Orlando
11/28	L	78	102	at Boston	03/02	L	91	98	New Orleans
11/30	L	92	103	Chicago	03/07	W	110	105	at Memphis
12/02	W	103	95	* at Chicago	03/08	L	74	89	at Oklahoma City
12/03	L	102	114	L.A. Lakers	03/11	W	115	106	Toronto
12/05	W	96	91	at Detroit	03/13	W	104	101	Chicago
12/06	L	84	95	New Jersey	03/15	W	85	77	Miami
12/10	L	93	101	Cleveland	03/17	W	94	93	at L.A. Lakers
12/12	L	72	88	at Cleveland	03/18	L	116	126	at Phoenix
12/13	W	104	89	Washington	03/20	L	111	119	at Golden State
12/17	W	93	88	Milwaukee	03/22	W	112	100	at Sacramento
12/19	W	109	103	at Washington	03/23	W	114	108	* at Portland
12/20	L	94	95	Indiana	03/25	W	96	88	Minnesota
12/23	L	91	110	at Boston	03/27	L	95	100	Charlotte
12/26	L	101	105	at Denver	03/29	L	97	101	at Detroit
12/29	L	95	112	at Utah	03/31	W	98	85	Atlanta
12/31	W	100	92	at L.A. Clippers	04/02	W	105	95	Milwaukee
01/02	L	86	96	at Dallas	04/04	W	95	90	Detroit
01/03	L	106	108	at San Antonio	04/05	L	67	96	at New Jersey
01/06	W	104	96	Houston	04/07	L	98	101	at Charlotte
01/07	W	110	105	at Milwaukee	04/09	L	99	113	at Chicago
01/09	W	93	87	Charlotte	04/10	L	92	102	Cleveland
01/11	W	109	94	at Atlanta	04/12	L	104	111	at Toronto
01/14	W	100	79	Portland	04/14	L	98	100	Boston
01/16	W	109	87	SAN ANTONIO	04/15	W	111	110	* at Cleveland
01/17	W	107	97	at New York					
01/19	L	93	95	Dallas					
01/24	W	116	110	New York					
01/26	L	86	101	at New Orleans					

* denotes overtime



YEAR BY YEAR RESULTS

2009-2010 SEASON STATISTICS

RECORD: 27-55 (.329)

HOME: 12-29

AWAY: 15-26

4TH ATLANTIC DIVISION

PLAYER	G-GS	MIN	FG-FGA	PCT	FT-FTA	PCT	OFF	DEF	TOT	AST	PF-DQ	STL	TO	BLK	PTS	AVG
Iguodala	82-82	3193	496-1120	.443	315-430	.733	82	447	529	472	145-0	141	218	55	1401	17.1
Williams	64-38	1912	318-677	.470	192-233	.824	25	162	187	268	110-1	80	106	15	898	14.0
Young	67-45	2145	382-813	.470	114-165	.691	130	220	350	97	133-0	81	126	15	926	13.8
Iverson	25-24	798	121-290	.417	98-119	.824	15	60	75	102	43-0	18	57	2	348	13.9
Brand	76-57	2297	412-858	.480	172-233	.738	179	282	461	109	232-1	82	131	80	996	13.1
Green	73-18	1553	248-543	.457	95-114	.833	20	109	129	152	135-0	32	67	11	638	8.7
Speights	62-1	1016	212-444	.477	108-145	.745	85	167	252	36	152-2	29	51	34	532	8.6
Dalembert	82-80	2124	285-523	.545	97-133	.729	239	545	784	64	252-5	42	123	151	667	8.1
Holiday	73-51	1767	230-520	.442	65-86	.756	135	191	280	153-0	79	156	18	587	8.0	
Kapono	57-12	976	126-301	.419	9-15	.600	14	52	66	39	80-0	21	34	6	324	5.7
Carney	68-0	857	113-282	.401	52-63	.825	26	111	137	37	79-0	25	21	20	319	4.7
Meeks	19-0	233	40-91	.440	13-18	.722	4	23	27	17	19-0	5	5	1	112	5.9
Smith	56-2	658	75-174	.431	29-42	.690	54	81	135	33	110-1	21	35	28	189	3.4
Ivey	26-0	236	26-55	.473	6-7	.857	5	21	26	17	25-0	10	5	2	70	2.7
Elson	1-0	4	1-2	.500	0-3	.000	1	0	1	0	0-0	0	0	0	2	2.0
Brezec	7-0	36	2-13	.154	1-2	.500	6	6	12	0	9-0	1	0	1	5	2.0
76ERS	82-2	19805	3087-6706	.460	1366-1808	.756	941	2421	3362	1723	1677-10	667	1192	439	8014	97.7
OPPONENTS	82	19805	3105-6573	.472	1518-1983	.766	888	2470	3358	1810	1534-4	621	1189	332	8334	91.6

3-PT FG: 76ERS 474-1381 (.343), Iguodala 94-303 (.310), Williams 70-206 (.340), Young 48-138 (.348), Iverson 8-24 (.333), Brand 0-1 (.000), Green 47-136 (.346), Speights 0-5 (.000), Holiday 62-159 (.390), Kapono 63-171 (.368), Carney 41-135 (.304), Meeks 19-50 (.380), Smith 10-29 (.345), Ivey 12-24 (.500)
 OPPONENTS: 606-1542 (.393).

2009-2010 GAME-BY-GAME RESULTS

DATE	W/L	PHI	OPP	TEAM	DATE	W/L	PHI	OPP	TEAM
10/28	L	106	120	at Orlando	01/25	L	98	109	INDIANA
10/30	W	99	86	MILWAUKEE	01/27	L	88	91	at Milwaukee
10/31	W	141	127	*at New York	01/29	L	91	99	L.A. LAKERS
11/03	L	74	105	BOSTON	01/31	W	83	79	at New Jersey
11/06	W	97	94	NEW JERSEY	02/03	W	106	103	*CHICAGO
11/08	L	81	88	at Detroit	02/05	W	101	94	at New Orleans
11/09	L	115	119	PHOENIX	02/06	W	102	95	at Houston
11/11	W	82	79	at New Jersey	02/09	W	119	97	MINNESOTA
11/13	L	90	112	UTAH	02/10	L	93	104	at Toronto
11/14	L	88	94	at Chicago	02/16	L	78	105	MIAMI
11/18	W	86	84	CHARLOTTE	02/19	W	106	94	SAN ANTONIO
11/20	L	97	102	MEMPHIS	02/20	L	90	122	at Chicago
11/21	L	91	97	at Cleveland	02/23	W	110	102	at Golden State
11/24	L	107	108	at Washington	02/24	L	95	106	at Phoenix
11/25	L	110	113	at Boston	02/26	L	90	99	at L.A. Lakers
11/27	L	86	100	ATLANTA	03/01	L	105	126	ORLANDO
11/29	L	89	97	at San Antonio	03/03	L	93	112	at Atlanta
11/30	L	102	104	at Dallas	03/05	L	86	96	BOSTON
12/02	L	106	117	at Oklahoma City	03/07	W	114	101	at Toronto
12/05	L	105	106	at Charlotte	03/09	L	96	107	at Indiana
12/07	L	83	93	DENVER	03/10	L	87	102	CHARLOTTE
12/09	L	86	90	DETROIT	03/12	L	95	100	CLEVELAND
12/11	L	91	96	HOUSTON	03/14	L	91	104	at Miami
12/14	W	117	101	GOLDEN STATE	03/15	L	84	94	NEW YORK
12/16	L	101	108	CLEVELAND	03/17	W	108	97	NEW JERSEY
12/18	W	98	97	at Boston	03/19	L	88	92	at New York
12/19	L	107	112	*L.A. CLIPPERS	03/20	L	84	98	CHICAGO
12/22	L	98	105	at Washington	03/22	L	93	109	ORLANDO
12/26	L	76	97	at Utah	03/24	W	101	86	at Milwaukee
12/28	W	104	93	at Portland	03/26	W	105	98	ATLANTA
12/30	W	116	106	at Sacramento	03/30	L	93	111	OKLAHOMA CITY
12/31	L	88	104	at L.A. Clipper	03/31	L	84	103	at Charlotte
01/03	W	108	105	at Denver	04/03	L	123	128	*TORONTO
01/05	L	97	104	WASHINGTON	04/06	L	103	124	TRENTON
01/08	L	106	108	TORONTO	04/07	L	95	99	at Miami
01/09	W	104	94	at Detroit	04/09	L	90	95	MILWAUKEE
01/11	W	96	92	NEW ORLEANS	04/10	W	120	101	at Memphis
01/13	L	92	93	NEW YORK	04/12	L	105	107	MIAMI
01/15	W	98	86	SACRAMENTO	04/14	L	111	125	at Orlando
01/18	L	103	108	*at Minnesota					
01/20	L	90	98	PORTLAND					
01/22	W	92	81	DALLAS					
01/23	W	107	97	at Indiana					

* denotes overtime

2010-2011 SEASON STATISTICS

RECORD: 41-41 (.500)

HOME: 26-15

AWAY: 15-26

3RD ATLANTIC DIVISION

PLAYER	G-GS	MIN	FG-FGA	PCT	FT-FTA	PCT	OFF	DEF	TOT	AST	PF-DQ	STL	TO	BLK	PTS	AVG
Brand	81-81	2809	502-981	.512	213-273	.780	237	439	676	120	244-3	92	101	106	1217	15.0
Iguodala	67-67	2469	338-759	.445	208-300	.693	61	326	387	422	109-0	101	138	38	945	14.1
Holiday	82-82	2901	446-999	.446	172-209	.823	68	264	332	531	203-3	120	218	29	1145	14.0
Williams	75-0	1747	323-795	.406	293-356	.823	32	117	149	252	128-1	47	102	17	1027	13.7
Young	82-1	2135	458-847	.541	123-174	.707	153	281	434	82	170-0	90	99	26	1045	12.7
Meeks	74-64	2062	242-570	.425	152-170	.894	21	150	171	78	97-0	63	60	4	774	10.5
Turner	78-14	1797	225-529	.425	101-125	.808	42	264	306	159	138-0	49	80	14	565	7.2
Hawes	81-81	1718	264-568	.465	47-88	.534	129	336	465	121	201-2	29	97	71	584	7.2
Nocioni	54-17	931	118-277	.426	49-61	.803	19	150	169	45	100-1	14	47	15	327	6.1
Speights	64-1	734	144-291	.495	55-73	.753	64	146	210	30	120-0	8	40	19	344	5.4
Brackins	3-0	33	4-16	.250	0-0	---	2	2	4	1	3-0	1	0	0	8	2.7
Battie	38-0	377	45-96	.469	8-14	.571	17	82	99	12	59-0	5	12	15	100	2.6
Songailla	10-0	71	7-15	.467	2-4	.500	2	8	10	2	16-0	0	4	0	16	1.6
Daniels	4-0	35	2-5	.400	2-2	1.000	0	5	5	2	0-0	0	1	0	6	1.5
Kapono	24-2	112	7-28	.250	1-2	.500	3	8	11	4	4-0	2	2	1	16	0.7
76ERS	82-19930	3125-6776	.461	1426-1851	.770	850	2578	3428	1861	1592-10	621	1063	355	8119	99.0	
OPPONENTS	82-19930	2996-6638	.451	1536-1987	.773	881	2608	3489	1762	1544-9	583	1168	376	7996	97.5	

3-PT FG: 76ERS 443-1248 (.355), Brand 0-1 (.000), Iguodala 61-181 (.337), Holiday 81-222 (.365), Williams 88-253 (.348), Young 6-22 (.273), Meeks 138-348 (.397), Turner 14-44 (.318), Hawes 9-37 (.243), Nocioni 42-118 (.356), Speights 1-4 (.250), Brackins 0-5 (.000), Battie 2-3 (.667), Daniels 0-2 (.000), Kapono 1-8 (.125). OPPONENTS: 468-1375 (.340).

2010-2011 GAME-BY-GAME RESULTS

DATE	W/L	PHI	OPP	TEAM	DATE	W/L	PHI	OPP	TEAM
10/29	L	84	95	Toronto	1/28	W	95	93	at Houston
10/31	W	116	87	New York	1/30	W	104	94	Washington
11/01	L	88	95	at Atlanta	1/31	L	83	85	New Jersey
11/03	W	125	91	Sacramento	02/03	L	99	100	Boston
11/05	L	83	106	at Miami	02/05	W	99	94	Indiana
11/06	L	88	98	at Orlando	02/07	W	94	84	Miami
11/11	L	80	93	Utah	02/09	W	108	91	Phoenix
11/12	W	106	96	at Toronto	02/11	W	91	87	Memphis
11/14	W	94	92	at Indiana	02/17	L	91	100	at Indiana
11/15	W	110	85	Oklahoma City	02/18	L	89	101	Denver
11/19	L	96	102	at Minnesota	02/21	L	91	97	at Miami
11/21	W	89	88	L.A. Clippers	2/23	L	96	98	at New Jersey
11/23	W	89	81	Golden State	2/25	W	106	98	at Washington
11/24	L	84	93	at Charlotte	2/27	W	108	103	at New York
11/26	L	94	96	Orlando	2/28	L	100	106	Orlando
11/28	L	78	102	at Boston	03/02	L	91	98	New Orleans
11/30	L	92	103	Chicago	03/07	W	110	105	at Memphis
12/02	W	103	95	* at Chicago	03/08	L	74	89	at Oklahoma City
12/03	L	102	114	L.A. Lakers	03/11	W	115	106	Toronto
12/05	W	96	91	at Detroit	03/13	W	104	101	Chicago
12/06	L	84	95	New Jersey	03/15	W	85	77	Miami
12/10	L	93	101	Cleveland	03/17	W	94	93	at L.A. Lakers
12/12	L	72	88	at Cleveland	03/18	L	116	126	at Phoenix
12/13	W	104	89	Washington	03/20	L	111	119	at Golden State
12/17	W	93	88	Milwaukee	03/22	W	112	100	at Sacramento
12/19	W	109	103	at Washington	03/23	W	114	108	* at Portland
12/20	L	94	95	Indiana	03/25	W	96	88	Minnesota
12/23	L	91	110	at Boston	03/27	L	95	100	Charlotte
12/26	L	101	105	at Denver	03/29	L	97	101	at Detroit
12/29	L	95	112	at Utah	03/31	W	98	85	Atlanta
12/31	W	100	92	at L.A. Clippers	04/02	W	105	95	Milwaukee
01/02	L	86	96	at Dallas	04/04	W	95	90	Detroit
01/03	L	106	108	at San Antonio	04/05	L	67	96	at New Jersey
01/06	W	104	96	Houston	04/07	L	98	101	at Charlotte
01/07	W	110	105	at Milwaukee	04/09	L	99	113	at Chicago
01/09	W	93	87	Charlotte	04/10	L	92	102	Cleveland
01/11	W	109	94	at Atlanta	04/12	L	104	111	at Toronto
01/14	W	100	79	Portland	04/14	L	98	100	Boston
01/16	W	109	87	SAN ANTONIO	04/15	W	111	110	* at Cleveland
01/17	W	107	97	at New York					
01/19	L	93	95	Dallas					
01/24	W	116	110	New York					
01/26	L	86	101	at New Orleans					

* denotes overtime



YEAR BY YEAR RESULTS

2011-2012 SEASON STATISTICS

RECORD: 35-31 (.530)

HOME: 19-14

AWAY: 16-17

3RD ATLANTIC DIVISION

PLAYER	G-GS	MIN	FG-FGA	PCT	FT-FTA	PCT	OFF	DEF	TOT	AST	PF-DQ	STL	TO	BLK	PTS	AVG
Williams	64-0	1682	318-782	.407	237-292	.812	30	125	155	221	90-0	53	71	18	956	14.9
Holiday	65-65	2196	360-834	.432	94-120	.783	57	155	212	290	137-2	103	135	18	879	13.5
T. Young	63-1	1755	348-687	.507	111-144	.771	137	188	325	74	127-3	64	55	41	808	12.8
Igoudala	62-62	2209	287-632	.454	121-196	.617	56	325	381	339	92-0	107	115	30	771	12.4
Brand	60-60	1732	287-581	.494	85-116	.733	145	284	429	97	176-1	58	65	97	659	11.0
Hawes	37-29	920	156-319	.489	40-55	.727	78	192	270	98	100-0	16	55	48	355	9.6
Turner	65-20	1713	263-590	.446	73-108	.676	27	349	376	180	117-1	40	105	20	610	9.4
Meeks	66-50	1644	191-467	.409	77-85	.906	17	144	161	54	82-0	40	29	3	556	8.4
Vucevic	51-15	812	131-291	.450	18-34	.529	88	158	246	31	111-0	20	33	34	283	5.5
Silas	2-0	39	4-15	.267	2-3	.667	2	2	4	3	5-0	0	3	0	11	5.5
Allen	41-15	624	79-167	.473	11-14	.786	47	124	171	34	73-0	13	20	18	169	4.1
S. Young	14-0	135	13-44	.295	9-14	.643	6	15	21	6	11-0	6	7	4	40	2.9
Brackins	14-1	88	9-33	.273	1-2	.500	5	10	15	8	6-0	0	4	1	22	1.6
Battie	27-11	295	19-51	.373	4-4	1.000	8	59	67	16	26-0	4	4	6	42	1.6
Nocioni	11-1	56	5-20	.250	6-11	.545	1	13	14	1	4-0	1	5	1	17	1.5
Elson	5-0	16	1-3	.333	0-0	---	0	1	1	1	0-0	1	1	1	2	0.4
76ERS	66	15915	2471-5516	.448	889-1198	.742	704	2144	2848	1453	1157-7	526	738	340	6180	93.6
OPPONENTS	66	15915	2263-5302	.427	1017-1352	.752	706	2181	2887	1293	1070-3	391	918	316	5900	89.4

3-PT FG: 76ERS 349-963 (.362), Williams 83-229 (.362), Holiday 65-171 (.380), T. Young 1-4 (.250), Igoudala 76-193 (.394), Brand 0-1 (.000), Hawes 3-12 (.250), Turner 11-49 (.224), Meeks 97-266 (.365), Vucevic 3-8 (.375), Silas 1-6 (.167), S. Young 5-8 (.625), Brackins 3-9 (.333), Battie 0-1 (.000), Nocioni 1-6 (.167). OPPONENTS: 357-1070 (.334).

2011-2012 GAME-BY-GAME RESULTS

DATE	W/L	PHI	OPP	TEAM	DATE	W/L	PHI	OPP	TEAM
12/26	L	103	107	at Portland	3/16	L	78	84	MIAMI
12/28	W	103	83	at Phoenix	3/17	L	80	89	at Chicago
12/30	L	99	102	at Utah	3/19	W	105	80	at Charlotte
12/31	W	107	79	at Golden State	3/21	L	79	82	NEW YORK
1/4	W	101	93	at New Orleans	3/23	W	99	86	BOSTON
1/6	W	96	73	DETROIT	3/25	L	76	93	at San Antonio
1/7	W	97	62	TORONTO	3/27	W	103	85	CLEVELAND
1/9	W	96	86	INDIANA	3/30	L	76	97	at Washington
1/10	W	112	85	SACRAMENTO	3/31	W	95	90	ATLANTA
1/11	L	79	85	at New York	4/3	L	93	99	at Miami
1/13	W	120	89	WASHINGTON	4/4	L	78	99	TORONTO
1/14	W	103	90	at Washington	4/7	L	82	88	ORLANDO
1/16	W	94	82	MILWAUKEE	4/8	L	79	103	at Boston
1/18	L	104	108	*DENVER	4/10	W	107	88	at New Jersey
1/20	W	90	76	ATLANTA	4/11	W	93	75	at Toronto
1/21	L	92	113	at Miami	4/13	L	89	95	NEW JERSEY
1/23	W	103	83	WASHINGTON	4/16	L	100	113	at Orlando
1/25	L	90	97	*NEW JERSEY	4/17	L	97	102	INDIANA
1/27	W	89	72	CHARLOTTE	4/18	W	103	87	at Cleveland
1/28	W	95	74	DETROIT	4/21	W	109	106	*at Indiana
1/30	W	74	69	ORLANDO	4/23	W	105	87	at New Jersey
2/1	W	98	82	CHICAGO	4/25	W	90	85	at Milwaukee
2/3	L	79	99	MIAMI	4/26	L	86	108	at Detroit
2/4	W	98	87	at Atlanta					
2/6	W	95	90	L.A. LAKERS					
2/8	L	90	100	SAN ANTONIO					
2/10	L	77	78	L.A. CLIPPERS					
2/11	W	99	84	at Cleveland					
2/13	W	98	89	at Charlotte					
2/15	L	87	103	at Orlando					
2/17	L	75	82	DALLAS					
2/19	L	91	92	at Minnesota					
2/21	L	76	89	at Memphis					
2/22	L	87	93	at Houston					
2/28	W	97	68	at Detroit					
2/29	L	88	92	OKLAHOMA CITY					
3/2	W	105	83	GOLDEN STATE					
3/4	L	91	96	CHICAGO					
3/5	L	93	97	at Milwaukee					
3/7	W	103	71	BOSTON					
3/9	W	104	91	UTAH					
3/11	W	106	94	at New York					
3/14	L	94	111	at Indiana					

* denotes overtime



YEAR BY YEAR RESULTS

2012-2013 SEASON STATISTICS

RECORD: 34-48 (.415)

HOME: 23-18

AWAY: 11-30

4TH ATLANTIC DIVISION

PLAYER	G-GS	MIN	FG-FGA	PCT	FT-FTA	PCT	OFF	DEF	TOT	AST	PF-DQ	STL	TO	BLK	PTS	AVG
Jr. Holiday	78-78	2926	555-1288	.431	182-242	.752	89	240	329	625	170-2	123	292	32	1383	17.7
T. Young	76-76	2629	509-958	.531	108-188	.574	182	389	571	125	191-1	133	90	55	1127	14.8
Turner	82-82	2892	441-1053	.419	154-208	.740	56	461	517	354	197-1	71	187	17	1094	13.3
Hawes	82-40	2233	376-811	.464	122-157	.777	173	417	590	183	233-1	24	131	113	905	11.0
N. Young	59-17	1411	224-542	.413	105-128	.820	24	106	130	84	84-0	36	50	14	628	10.6
Richardson	33-33	936	135-336	.402	20-33	.606	19	108	127	51	57-0	40	26	15	347	10.5
Wright	79-8	1783	237-599	.396	120-141	.851	42	260	302	150	98-0	62	64	35	729	9.2
Pargo	14-0	208	24-63	.381	14-21	.667	1	16	17	28	14-0	1	13	0	69	4.9
Wilkins	61-21	1095	145-316	.459	81-109	.743	32	73	105	91	98-0	37	49	18	388	6.4
Allen	79-37	1669	206-454	.454	43-60	.717	159	236	395	73	180-1	24	55	55	455	5.8
Ju. Holiday	9-0	142	16-48	.333	6-8	.750	0	14	14	15	7-0	3	9	6	42	4.7
Moultrie	47-0	542	78-134	.582	18-28	.643	76	69	145	10	43-0	17	19	10	174	3.7
Ivey	53-5	698	62-144	.431	9-16	.563	16	41	57	32	73-0	23	20	3	170	3.2
Wayns	21-1	165	19-72	.264	13-15	.867	1	4	5	20	18-0	3	13	0	56	2.7
Jenkins	12-1	150	14-38	.368	2-4	.500	3	8	11	16	4-0	6	2	1	30	2.5
Brown	22-11	269	17-37	.459	7-19	.368	23	51	74	9	37-0	6	8	10	41	1.9
Mack	4-0	7	1-2	.500	0-0	---	0	0	0	1	1-0	0	2	0	2	0.5
76ERS	82	19755	3059-6895	.444	1004-1377	.729	896	2493	3389	1867	1505-6	609	1070	384	7640	93.2
OPPONENTS	82	19755	3017-6643	.454	1331-1752	.760	903	2704	3607	1870	1331-4	590	1175	396	7914	96.5

3-PT FG: 76ERS 518-1438 (.360), Jr. Holiday 91-247 (.368), T. Young 1-8 (.125), Turner 58-159 (.365), Hawes 31-87 (.356), N. Young 75-210 (.357), Richardson 57-167 (.341), Wright 135-361 (.374), Pargo 7-17 (.412), Wilkins 17-51 (.333), Allen 0-1 (.000), Ju. Holiday 4-16 (.250), Ivey 37-88 (.420), Wayns 5-25 (.200), Mack 0-1 (.000). OPPONENTS: 549-1574 (.349).

2012-2013 GAME-BY-GAME RESULTS

DATE	W/L	PHI	OPP	TEAM	DATE	W/L	PHI	OPP	TEAM
10/31	W	84	75	DENVER	1/28	L	100	103	MEMPHIS
11/4	L	84	100	at New York	1/30	W	92	84	WASHINGTON
11/5	L	88	110	NEW YORK	2/1	W	89	80	SACRAMENTO
11/7	W	77	62	at New Orleans	2/4	W	78	61	ORLANDO
11/9	W	106	100	at Boston	2/6	L	69	88	INDIANA
11/10	W	93	83	at Toronto	2/9	W	87	76	CHARLOTTE
11/12	L	96	105	MILWAUKEE	2/11	L	9	107	L.A. CLIPPERS
11/14	L	76	94	DETROIT	2/13	L	92	94	at Milwaukee
11/16	W	99	93	UTAH	2/20	L	87	94	at Minnesota
11/18	W	86	79	CLEVELAND	2/23	L	90	114	MIAMI
11/20	W	106	98	TORONTO	2/24	L	93	99	at New York
11/21	L	83	92	at Cleveland	2/26	L	84	98	ORLANDO
11/24	L	109	116	*OKLAHOMA CITY	2/28	L	82	93	at Chicago
11/25	W	104	101	PHOENIX	3/2	W	104	97	GOLDEN STATE
11/27	W	100	98	DALLAS	3/3	L	87	90	at Washington
11/30	W	104	98	at Charlotte	3/5	L	101	109	BOSTON
12/1	L	88	93	at Chicago	3/6	L	96	107	at Atlanta
12/4	L	88	105	MINNESOTA	3/8	L	93	102	at Miami
12/7	W	95	94	*BOSTON	3/10	L	91	99	at Orlando
12/8	L	79	92	at Boston	3/11	W	106	97	BROOKLYN
12/10	W	104	97	DETROIT	3/13	L	94	98	MIAMI
12/12	L	89	96	CHICAGO	3/16	W	98	91	INDIANA
12/14	L	85	95	at Indiana	3/18	W	101	100	PORTLAND
12/16	L	98	111	L.A. LAKERS	3/20	L	72	101	at L.A. Clipper
12/18	L	100	107	at Dallas	3/21	L	100	101	at Denver
12/19	L	103	125	at Houston	3/24	W	117	103	at Sacramento
12/21	W	99	80	ATLANTA	3/25	L	91	107	at Utah
12/23	L	92	95	at Brooklyn	3/27	W	100	92	MILWAUKEE
12/26	W	99	89	at Memphis	3/29	W	97	87	at Cleveland
12/28	L	89	96	at Golden State	3/30	W	100	92	CHARLOTTE
12/29	L	85	89	at Portland	4/3	L	83	88	at Charlotte
1/1	W	103	99	at L.A. Lakers	4/5	W	101	90	at Atlanta
1/2	L	89	95	at Phoenix	4/6	L	87	106	at Miami
1/4	L	85	109	at Oklahoma City	4/9	L	83	104	at Brooklyn
1/5	L	86	109	at San Antonio	4/10	L	101	124	ATLANTA
1/8	L	89	109	BROOKLYN	4/12	W	97	86	at Washington
1/9	L	72	90	at Toronto	4/14	W	91	77	CLEVELAND
1/12	W	107	100	HOUSTON	4/15	L	101	109	at Detroit
1/15	L	99	111	NEW ORLEANS	4/17	W	105	95	at Indiana
1/18	W	108	101	*TORONTO					
1/21	L	85	90	SAN ANTONIO					
1/22	L	102	110	at Milwaukee					
1/26	W	97	80	NEW YORK					

* denotes overtime



YEAR BY YEAR RESULTS

2013-2014 SEASON STATISTICS

RECORD: 19-63 (.232) HOME: 10-31 AWAY: 9-32 5TH ATLANTIC DIVISION

PLAYER	G-GS	MIN	FG-FGA	PCT	FT-FTA	PCT	OFF	DEF	TOT	AST	PF-DQ	STL	TO	BLK	PTS	AVG
Young	79-78	2718	582-1283	.454	163-229	.712	166	310	476	182	213-1	167	165	36	1417	17.9
Turner	54-54	1886	356-831	.428	189-228	.829	50	272	322	198	147-3	56	155	5	939	17.4
Carter-Williams	70-70	2414	427-1054	.405	258-367	.703	101	336	437	441	213-2	130	247	43	1167	16.7
Wroten	72-16	1765	345-808	.427	209-326	.641	69	159	228	217	151-1	78	204	16	939	13.0
Hawes	53-53	1666	264-586	.451	79-101	.782	88	364	452	176	154-2	31	119	67	688	13.0
Anderson	80-62	2309	309-717	.431	77-106	.726	59	241	300	149	154-0	74	106	28	810	10.1
Sims	26-25	707	112-229	.489	82-107	.766	82	99	181	47	84-0	23	33	13	306	11.8
Morris	12-0	193	29-67	.433	15-21	.714	3	10	13	31	21-0	8	19	0	83	6.9
Williams	67-2	1157	140-337	.415	87-119	.731	30	100	130	72	126-0	35	68	3	404	6.0
Thompson	77-41	1742	171-372	.460	52-73	.712	73	174	247	73	144-0	53	60	12	461	6.0
Ware	9-0	116	18-42	.429	5-6	.833	0	9	9	10	11-0	8	5	0	48	5.3
Allen	51-2	960	117-266	.440	27-40	.675	106	171	277	65	115-1	22	40	27	263	5.2
Mullens	18-0	247	47-101	.465	8-14	.571	17	43	60	8	31-0	9	14	8	122	6.8
Varnado	23-0	337	36-60	.600	27-52	.519	19	44	63	13	61-0	10	29	99	4.3	
Nunnally	9-0	111	9-28	.321	3-5	.600	0	11	11	6	9-0	5	3	1	26	2.9
Dedmon	11-0	150	15-29	.517	7-13	.538	11	38	49	3	28-0	0	9	9	37	3.4
Multrise	12-2	187	16-38	.421	4-5	.800	11	24	35	2	22-0	8	7	4	36	3.0
Orton	22-4	251	21-47	.447	23-30	.767	16	45	61	15	38-0	6	18	16	65	3.0
Davies	51-0	575	54-128	.422	34-53	.642	38	71	109	28	92-1	24	35	8	144	2.8
Maynor	8-0	112	11-29	.379	4-8	.500	2	13	15	12	4-0	4	12	2	30	3.8
L. Brown	26-0	224	26-86	.302	9-13	.692	8	20	28	41	19-0	13	16	3	64	2.5
Thomas	2-1	13	3-5	.600	0-0	---	0	0	0	1	4-0	0	1	0	7	3.5
Johnson-Odom	3-0	15	0-7	.000	0-2	.000	0	2	2	1	3-0	1	2	0	0	0.0
76ERS	82-19	855	3108-7150	.435	1362-1918	.710	949	2556	3505	1791	1844-12	765	1384	330	8155	99.5
OPPONENTS	82-19	855	3284-6975	.471	1705-2261	.754	976	2871	3847	2144	1686-5	736	1391	558	9012	109.9

3-PT FG: 76ERS 577-1847 (.312), Young 90-292 (.308), Turner 38-132 (.288), Carter-Williams 55-208 (.264), Wroten 40-188 (.213), Hawes 81-203 (.399), Anderson 115-351 (.328), Sims 0-1 (.000), Morris 10-24 (.417), Williams 37-125 (.296), Thompson 67-167 (.401), Ware 7-21 (.333), Allen 2-13 (.154), Mullens 20-50 (.400), Nunnally 5-15 (.333), Davies 2-10 (.200), Maynor 4-12 (.333), Brown 3-30 (.100), Thoms 1-2 (.500), Johnson-Odom 0-3 (.000). OPPONENTS: 739-1998 (.370).

2013-2014 GAME-BY-GAME RESULTS

DATE	W/L	PHI	OPP	TEAM	DATE	W/L	PHI	OPP	TEAM
Oct 30	W	114	110	MIAMI	Jan 24	L	95	104	TORONTO
Nov 1	W	109	102	at Washington	Jan 25	L	91	103	OKLAHOMA CITY
Nov 2	W	107	104	CHICAGO	Jan 27	L	113	124	PHOENIX
Nov 4	L	90	110	GOLDEN STATE	Jan 29	W	95	94	at Boston
Nov 6	L	102	116	WASHINGTON	Jan 31	L	99	125	ATLANTA
Nov 8	W	94	79	CLEVELAND	Feb 1	L	96	113	at Detroit
Nov 9	L	125	127**	at Cleveland	Feb 3	L	102	108	at Brooklyn
Nov 11	L	85	109	SAN ANTONIO	Feb 5	L	108	114	BOSTON
Nov 13	W	123	117	* HOUSTON	Feb 7	L	98	112	L.A. LAKERS
Nov 15	L	103	113	at Atlanta	Feb 9	L	78	123	at L.A. Clippers
Nov 16	L	98	135*	at New Orleans	Feb 10	L	80	123	at Golden State
Nov 18	L	94	97*	at Dallas	Feb 12	L	100	105	at Utah
Nov 20	L	98	108	TORONTO	Feb 18	L	85	114	CLEVELAND
Nov 22	W	115	107*	MILWAUKEE	Feb 21	L	112	124	DALLAS
Nov 23	L	98	106	at Indiana	Feb 24	L	110	130	MILWAUKEE
Nov 27	L	94	105	at Orlando	Feb 26	L	90	101	ORLANDO
Nov 29	L	105	121	NEW ORLEANS	Mar 1	L	103	122	WASHINGTON
Dec 1	L	100	115	at Detroit	Mar 2	L	81	92	at Orlando
Dec 3	W	126	125**	ORLANDO	Mar 4	L	92	125	at Oklahoma City
Dec 6	L	88	105	at Charlotte	Mar 8	L	92	104	UTAH
Dec 7	L	92	103	DENVER	Mar 10	L	110	123	at New York
Dec 9	L	83	94	L.A. CLIPPERS	Mar 12	L	98	115	SACRAMENTO
Dec 11	L	99	106	at Minnesota	Mar 14	L	94	101	INDIANA
Dec 13	L	100	108	at Toronto	Mar 15	L	77	103	MEMPHIS
Dec 14	L	105	139	PORTLAND	Mar 17	L	90	99	at Indiana
Dec 16	L	94	130	at Brooklyn	Mar 19	L	94	102	CHICAGO
Dec 20	W	121	120*	BROOKLYN	Mar 21	L	92	93	NEW YORK
Dec 21	L	106	116	at Milwaukee	Mar 22	L	81	91	at Chicago
Dec 28	L	101	115	at Phoenix	Mar 24	L	91	113	at San Antonio
Dec 29	W	111	104	at L.A. Lakers	Mar 27	L	98	120	at Houston
Jan 1	W	114	102	at Denver	Mar 29	W	123	98	DETROIT
Jan 2	W	113	104	at Sacramento	Mar 31	L	95	103	at Atlanta
Jan 4	W	101	99	at Portland	Apr 2	L	93	123	CHARLOTTE
Jan 6	L	95	126	MINNESOTA	Apr 4	W	111	102	at Boston
Jan 7	L	93	111	at Cleveland	Apr 5	L	101	105	BROOKLYN
Jan 10	L	104	114	DETROIT	Apr 9	L	114	125	at Toronto
Jan 11	L	92	102	NEW YORK	Apr 11	L	95	117	at Memphis
Jan 15	W	95	92	CHARLOTTE	Apr 12	L	105	111	at Charlotte
Jan 17	L	86	101	MIAMI	Apr 14	W	113	108	BOSTON
Jan 18	L	78	103	at Chicago	Apr 16	W	100	87	at Miami
Jan 20	L	99	107	at Washington					
Jan 22	W	110	106	at New York					

* denotes overtime



YEAR BY YEAR RESULTS

2014-2015 SEASON STATISTICS

RECORD: 18-64 (.250)

HOME: 12-29

AWAY: 6-35

4TH ATLANTIC DIVISION

PLAYER	G-GS	MIN	FG-FGA	PCT	FT-FTA	PCT	OFF	DEF	TOT	AST	PF-DQ	STL	TO	BLK	PTS	AVG
Written	30-15	895	175-434	40.3	37-142	26.1	22	64	86	157	72-1	48	113	8	507	16.9
Carter-Williams	41-38	1391	232-611	38.0	32-125	25.6	43	211	254	302	103-1	60	174	18	613	15.0
Covington	70-49	1956	299-756	39.6	167-446	37.4	65	251	316	105	189-1	97	128	31	943	13.5
Shved	17-0	285	52-130	40.0	17-57	29.8	8	14	22	46	21-0	14	18	1	169	9.9
Noel	75-71	2311	302-653	46.2	0-0	---	185	426	611	128	208-2	133	146	142	744	9.9
Mbah a Moute	67-61	1916	251-636	39.5	62-202	30.7	82	246	328	106	104-0	81	99	21	660	9.9
Canaan	(TOT) 47-21	938	146-378	38.6	91-246	37.0	18	69	87	98	83-0	29	62	3	432	9.2
McDaniels	52-15	1319	167-419	39.9	43-147	29.3	64	131	195	70	121-0	44	104	68	476	9.2
Richardson	19-15	416	62-178	34.8	31-96	32.3	13	53	66	38	28-0	13	16	3	172	9.1
Thompson	71-23	1776	224-543	41.3	115-287	40.1	53	145	198	85	141-1	57	66	26	626	8.8
Sims	73-32	1399	238-502	47.4	4-22	18.2	121	238	359	79	135-0	39	99	30	586	8.0
Grant	65-11	1377	124-352	35.2	49-156	31.4	49	149	198	79	144-2	40	85	68	411	6.3
Davies	20-6	379	49-119	41.2	7-30	23.3	35	38	73	28	54-1	17	25	4	126	6.3
Smith (TOT)	55-14	831	143-367	39.0	18-60	30.0	15	85	100	180	10-0	36	78	6	338	6.1
Johnson	9-2	187	19-60	31.7	10-39	25.6	3	23	26	3	19-0	9	5	5	54	6.0
T. Robinson (TOT)	54-4	798	126-360	48.5	0-2	0.00	95	208	303	33	104-0	32	59	20	308	5.7
Frazier	6-3	171	13-43	30.2	3-11	27.3	4	15	19	43	16-0	6	18	0	34	5.7
Sampson	74-32	1131	146-346	42.2	31-127	24.4	35	128	163	77	135-0	38	76	26	386	5.2
McGehee (TOT)	23-0	256	42-79	53.2	0-0	---	18	43	61	3	30-0	2	18	20	106	4.6
Drew	12-1	219	20-58	34.5	4-26	15.4	1	14	15	45	13-0	6	25	0	46	3.8
Thomas	17-0	194	18-40	45.0	0-7	0.00	16	40	56	7	17-0	3	13	1	45	2.6
Aldemir	41-9	540	40-78	51.3	0-5	0.00	78	98	176	28	19-0	17	17	16	93	2.3
G. Robinson (TOT)	35-1	261	26-67	38.8	5-19	26.3	15	24	39	11	15-1	6	11	1	73	2.1
Gordon	9-0	71	8-19	42.1	0-3	0.00	7	11	18	2	7-0	1	8	0	17	1.9
Kirilenko (TOT)	7-0	36	0-5	0.00	0-0	---	2	6	8	1	1-0	1	1	0	3	0.4
Lee	1-0	2	0-1	0.00	0-0	---	0	0	0	0	0-0	0	0	0	0	0.0
Turiah (TOT)	2-0	19	0-0	---	0-0	---	0	1	1	2	0-0	0	0	0	0	0.0
76ERS	82	19805	2765-6777	.408	692-2160	.320	978	2536	3514	1683	1778-10	789	1453	487	7542	92.0
OPPONENTS	82	19805	3045-6785	.449	658-1879	.350	940	2853	3793	1942	1657-4	779	1374	454	8278	101.0

3-PT FG: 76ERS 692-2160 (.320), Thompson 115-287 (.401), Covington 167-446 (.374), Canaan 59-162 (.364), Richardson 31-96 (.323), Grant 49-156 (.314), Smith 17-55 (.309), Robinson 4-13 (.308), Mbah a Moute 62-202 (.307), Shved 17-57 (.298), McDaniels 43-147 (.293), Frazier 3-11 (.273), Wroten 37-142 (.261), Carter-Williams 32-125 (.256), Johnson 10-39 (.256), Sampson 31-127 (.244), Davis 7-30 (.233), Sims 4-22 (.182), Drew 4-26 (.154), Aldemir 0-5 (.000), Robinson 0-2 (.000), Thomas 0-7 (.000), Gordon 0-3 (.000).
OPPONENTS: 658-1879 (.350)

2014-2015 GAME-BY-GAME RESULTS

DATE	W/L	PHI	OPP	TEAM	DATE	W/L	PHI	OPP	TEAM
10/29	L	91	103	at Indiana	1/23	L	86	91	TORONTO
10/31	L	81	93	at Milwaukee	1/24	L	83	101	at Memphis
11/1	L	96	114	MIAMI	1/26	L	74	99	at New Orleans
11/3	L	93	104	HOUSTON	1/28	W	89	69	DETROIT
11/5	L	89	91	ORLANDO	1/30	W	103	94	MINNESOTA
11/7	L	115	118	CHICAGO	1/31	L	85	91	at Atlanta
11/9	L	88	120	at Toronto	2/2	L	84	97	at Cleveland
11/13	L	70	123	at Dallas	2/3	W	105	98	DENVER
11/14	L	87	88	at Houston	2/6	L	96	107	at Boston
11/17	L	75	100	at San Antonio	2/7	W	89	81	CHARLOTTE
11/19	L	90	101	BOSTON	2/9	L	84	89	GOLDEN STATE
11/21	L	96	122	PHOENIX	2/20	L	95	106	INDIANA
11/22	L	83	91	at New York	2/22	L	98	103	at Orlando
11/24	L	104	114	PORTLAND	2/23	L	108	119	at Miami
11/26	L	91	99	BROOKLYN	2/25	L	88	104	at Milwaukee
11/29	L	103	110	DALLAS	2/27	W	89	81	WASHINGTON
12/1	L	103	109	SAN ANTONIO	3/1	L	74	94	at Indiana
12/3	W	85	77	at Minnesota	3/2	L	103	114	TORONTO
12/5	L	91	103	OKLAHOMA CITY	3/4	L	118	123	*at Oklahoma City
12/6	W	108	101	*at Detroit	3/6	L	83	89	UTAH
12/10	L	79	95	at Atlanta	3/7	W	92	84	ATLANTA
12/12	L	70	88	at Brooklyn	3/11	L	95	104	*CHICAGO
12/13	L	115	120	*MEMPHIS	3/13	W	114	107	SACRAMENTO
12/15	L	87	105	BOSTON	3/14	L	87	94	BROOKLYN
12/19	L	91	109	CHARLOTTE	3/16	L	89	98	at Boston
12/21	W	96	88	at Orlando	3/18	W	94	83	DETROIT
12/23	W	91	87	at Miami	3/20	W	97	81	NEW YORK
12/26	W	93	114	at Portland	3/22	W	87	101	at L.A. Lakers
12/27	L	71	88	at Utah	3/24	L	106	107	at Sacramento
12/30	L	86	126	at Golden State	3/25	W	99	85	at Denver
1/2	L	96	112	at Phoenix	3/27	L	98	119	L.A. CLIPPERS
1/3	L	91	127	at L.A. Clippers	3/29	L	86	87	at Cleveland
1/5	W	95	92	CLEVELAND	3/30	L	111	113	*L.A. LAKERS
1/7	L	77	97	MILWAUKEE	4/1	L	93	106	at Washington
1/9	W	90	88	at Brooklyn	4/4	L	91	92	at Charlotte
1/10	W	93	92	INDIANA	4/5	L	91	101	at New York
1/13	L	87	105	ATLANTA	4/8	L	90	119	WASHINGTON
1/14	L	84	100	at Toronto	4/11	L	107	114	at Chicago
1/16	W	96	81	NEW ORLEANS	4/13	L	97	107	MILWAUKEE
1/17	L	89	107	at Detroit	4/15	L	101	105	MIAMI
1/19	L	76	111	at Washington					
1/21	L	91	98	NEW YORK					

* denotes overtime



YEAR BY YEAR RESULTS

2015-2016 SEASON STATISTICS

RECORD: 10-72 (.122)

HOME: 7-34

AWAY: 3-38

5TH ATLANTIC DIVISION

PLAYER	G-GS	MIN	FG-FGA	PCT	FT-FTA	PCT	OFF	DEF	TOT	AST	PF-DQ	STL	TO	BLK	PTS	AVG
Okafor	53-48	1591	397-781	.508	133-194	.686	122	251	373	65	140-1	22	124	61	928	17.5
Covington	67-49	1903	274-712	.385	140-177	.791	65	354	419	97	232-4	105	143	40	858	12.8
Smith (TOT)	77-53	2239	397-967	.411	122-176	.693	43	262	305	502	133-0	88	175	24	972	12.6
Smith (PHI)	50-50	1622	299-739	.405	89-133	.669	29	184	213	348	95-0	64	130	18	733	14.7
Noel	67-62	1965	306-587	.521	134-227	.590	154	388	542	122	192-1	118	158	100	747	11.1
Canaan	77-39	1966	260-722	.360	150-180	.833	20	154	174	137	133-0	56	91	12	846	11.0
H. Thompson	77-17	2154	270-680	.397	69-96	.719	54	218	272	99	187-2	36	76	24	758	9.8
Landry	36-12	569	139-250	.556	67-91	.736	49	97	146	32	69-0	12	22	9	351	9.8
Grant	77-52	2066	251-599	.419	212-322	.658	99	262	361	135	215-1	54	110	127	749	9.7
Stauskas	73-35	1809	210-545	.385	91-118	.771	23	160	183	138	115-0	44	94	20	617	8.5
Wroten	8-3	144	22-65	.338	20-37	.541	2	19	21	20	11-0	3	29	0	67	8.4
McConnell	81-17	1606	218-464	.470	26-41	.634	43	207	250	367	114-0	95	140	10	493	6.1
Holmes	51-1	702	114-222	.514	51-74	.689	62	73	135	33	92-0	19	32	40	287	5.6
Sampson	47-18	691	86-202	.426	62-97	.639	30	99	129	30	91-1	11	51	16	240	5.1
Brand	17-1	225	31-72	.431	8-9	.889	9	54	63	18	32-0	9	11	8	70	4.1
Pressey	14-0	170	21-55	.382	9-18	.500	0	23	23	46	14-0	11	19	1	55	3.9
Marshall	30-6	400	43-118	.364	9-13	.692	2	26	28	73	30-0	16	43	2	111	3.7
Wood	17-0	145	22-53	.415	13-21	.619	13	25	38	3	11-0	5	2	7	61	3.6
Weems (TOT)	43-0	498	42-110	.382	8-15	.533	7	46	53	49	47-0	10	41	1	107	2.5
Weems (PHI)	7-0	78	7-21	.333	1-2	.500	1	11	12	2	7-0	0	4	0	17	2.4
76ERS	82	19805	2970-6887	.431	1284-1850	.694	777	2605	3382	1765	1780-10	680	1343	495	7988	97.4
OPPONENTS	82	19805	3253-7005	.464	1683-2141	.786	913	2987	3900	1919	1571-9	711	1241	466	8827	107.6

3-PT FG: 76ERS 764-2255 (.339), Noel 1-2 (.500), Landry 6-13 (.462), Thompson 149-392 (.380), Wood 4-11 (.364), Canaan 176-485 (.363), Covington 170-482 (.353), McConnell 31-89 (.348), Smith 46-137 (.336), Marshall 16-49 (.327), Stauskas 106-325 (.326), Pressey 4-13 (.308), Grant 35-146 (.240), Weems 2-9 (.222), Holmes 8-44 (.182), Sampson 6-34 (.176), Wroten 3-17 (.176), Okafor 1-6 (.167), Brand 0-1 (.000). OPPONENTS: 638-1776 (.359).

2015-2016 GAME-BY-GAME RESULTS

DATE	W/L	PHI	OPP	TEAM	DATE	W/L	PHI	OPP	TEAM
Oct 28	L	95	112	at Boston	Jan 18	L	113	119	at New York
Oct 30	L	71	99	UTAH	Jan 20	W	96	87	at Orlando
Nov 2	L	100	107	CLEVELAND	Jan 24	L	92	112	BOSTON
Nov 4	L	87	91	at Milwaukee	Jan 26	W	113	103	PHOENIX
Nov 6	L	102	108	at Cleveland	Jan 27	L	97	110	at Detroit
Nov 7	L	97	105	ORLANDO	Jan 30	L	105	108	GOLDEN STATE
Nov 9	L	88	111	CHICAGO	Feb 3	L	86	124	at Atlanta
Nov 11	L	103	119	TORONTO	Feb 5	L	94	106	at Washington
Nov 13	L	85	102	at Oklahoma City	Feb 6	W	103	98	BROOKLYN
Nov 14	L	83	92	at San Antonio	Feb 8	L	92	98	*L.A. CLIPPERS
Nov 16	L	86	92	DALLAS	Feb 10	L	110	114	SACRAMENTO
Nov 18	L	85	112	INDIANA	Feb 19	L	114	121	at New Orleans
Nov 20	L	88	113	at Charlotte	Feb 21	L	103	129	at Dallas
Nov 21	L	91	96	at Miami	Feb 23	L	115	124	ORLANDO
Nov 23	L	95	100	at Minnesota	Feb 24	L	91	111	at Detroit
Nov 25	L	80	84	at Boston	Feb 26	L	94	103	WASHINGTON
Nov 27	L	114	116	at Houston	Feb 28	L	116	130	at Orlando
Nov 29	L	84	92	at Memphis	Feb 29	L	108	116	at Washington
Dec 1	W	103	91	L.A. LAKERS	Mar 2	L	99	119	CHARLOTTE
Dec 2	L	87	99	at New York	Mar 4	L	102	112	MIAMI
Dec 5	L	105	108	DENVER	Mar 6	L	98	103	at Miami
Dec 7	L	68	119	SAN ANTONIO	Mar 9	L	104	118	HOUSTON
Dec 10	L	91	100	at Brooklyn	Mar 11	W	95	89	BROOKLYN
Dec 11	L	95	107	DETROIT	Mar 12	L	111	125	DETROIT
Dec 13	L	76	96	at Toronto	Mar 15	L	114	131	at Brooklyn
Dec 14	L	96	115	at Chicago	Mar 17	L	94	99	WASHINGTON
Dec 16	L	106	127	at Atlanta	Mar 18	L	97	111	OKLAHOMA CITY
Dec 18	L	97	107	NEW YORK	Mar 20	L	105	120	BOSTON
Dec 20	L	86	108	at Cleveland	Mar 21	L	75	91	at Indiana
Dec 22	L	90	104	MEMPHIS	Mar 23	L	103	104	at Denver
Dec 23	L	100	113	at Milwaukee	Mar 26	L	105	108	at Portland
Dec 26	W	111	104	at Phoenix	Mar 27	L	105	117	at Golden State
Dec 28	L	91	95	at Utah	Mar 29	L	85	100	CHARLOTTE
Dec 30	W	110	105	at Sacramento	Apr 1	L	91	100	at Charlotte
Jan 1	L	84	93	at L.A. Lakers	Apr 2	L	102	115	INDIANA
Jan 2	L	99	130	at L.A. Clippers	Apr 5	W	107	93	NEW ORLEANS
Jan 4	W	109	99	MINNESOTA	Apr 8	L	102	109	NEW YORK
Jan 7	L	98	126	ATLANTA	Apr 10	L	108	109	*MILWAUKEE
Jan 9	L	95	108	TORONTO	Apr 12	L	98	122	at Toronto
Jan 10	L	85	95	CLEVELAND	Apr 13	L	105	115	at Chicago
Jan 14	L	111	115	*CHICAGO					
Jan 16	W	114	89	PORTLAND					

* denotes overtime



YEAR BY YEAR RESULTS

2016-2017 SEASON STATISTICS

RECORD: 28-54 (.341)

HOME: 17-24

AWAY: 11-30

4TH ATLANTIC DIVISION

PLAYER	G-GS	MIN	FG-FGA	PCT	FT-FTA	PCT	OFF	DEF	TOT	AST	PF-DQ	STL	TO	BLK	PTS	AVG
Embiid	31-31	786	200-429	.466	191-244	.783	61	182	243	66	112-2	27	117	76	627	20.2
Ilyasova	53-40	1447	285-648	.440	109-142	.768	71	243	314	97	133-2	33	78	14	786	14.8
Covington	67-67	2119	292-732	.399	143-174	.822	92	344	436	102	203-2	127	131	69	864	12.9
Saric	81-36	2129	381-927	.411	172-220	.782	112	401	513	182	162-1	57	183	30	1040	12.8
Okafor	50-33	1134	242-471	.514	106-158	.671	81	159	240	58	122-1	20	91	49	590	11.8
Bayless	3-1	71	11-32	.344	9-10	.900	3	9	12	13	4-0	0	9	0	33	11.0
Poythress	6-1	157	25-54	.463	8-10	.800	11	18	29	5	14-0	3	3	2	64	10.7
Holmes	57-17	1193	230-412	.558	122-103	.699	94	217	311	58	136-1	42	55	55	559	9.8
Stauskas	80-27	2188	251-634	.396	122-150	.813	21	205	226	188	144-0	45	128	32	756	9.5
Henderson	72-41	1667	234-553	.423	133-165	.806	34	151	185	112	129-0	40	62	15	662	9.2
Noel	29-7	564	107-175	.611	43-63	.683	46	98	144	30	71-0	43	29	26	257	8.9
Long	18-0	234	61-109	.560	19-35	.543	41	44	85	13	49-0	9	13	9	148	8.2
Grant	2-0	41	6-17	.353	4-8	.500	0	6	6	0	5-0	0	3	4	16	8.0
Rodriguez	68-30	1517	210-536	.392	18-27	.667	21	136	157	344	95-0	49	128	4	530	7.8
Anderson (TOT)	75-10	1227	186-439	.424	102-129	.791	69	176	245	66	109-0	41	66	23	532	7.1
Anderson (PHI)	24-8	518	75-162	.463	32-41	.780	30	66	96	34	45-0	13	26	7	203	8.5
McConnell	81-51	2133	326-512	.461	73-90	.811	39	212	251	534	139-0	134	159	10	556	6.9
Luwamu	69-19	1190	145-361	.402	105-123	.854	25	124	149	75	154-1	32	73	10	445	6.4
Thompson	31-1	561	66-159	.415	13-20	.650	15	69	84	26	55-0	14	9	6	171	5.5
Randle	8-0	74	12-26	.462	12-12	1.000	0	5	5	6	11-0	3	3	1	42	5.3
Splitter (TOT)	8-0	76	14-31	.452	9-11	.818	8	14	22	4	8-0	1	6	1	39	4.9
Splitter (PHI)	8-0	76	14-31	.452	9-11	.818	8	14	22	4	8-0	1	6	1	39	4.9
Harper	3-0	31	5-12	.417	0-0	---	2	3	5	2	2-0	0	0	0	12	4.0
76ERS	82	19830	3088-6992	.442	1393-1806	.771	807	2706	3513	1949	1793-10	692	1366	420	8400	102.4
OPPONENTS	82	19830	3244-7043	.461	1690-2135	.773	886	2802	3688	1859	1610-6	704	1241	446	8867	108.1

3-PT FG: 76ERS 831-2443 (.340), Embiid 36-98 (.500), Ilyasova 107-298 (.359), Saric 106-341 (.311), Bayless 2-5 (.400), Poythress 6-19 (.316), Covington 137-412 (.333), McConnell 11-55 (.200), Holmes 27-77 (.351), Henderson 61-173 (.353), Stauskas 132-359 (.368), Long 7-19 (.368), Grant 0-2 (.000), Splitter 2-6 (.333), Harper 2-7 (.286), Randle 6-15 (.400), Anderson 58-194 (.299), Luwamu 50-161 (.311), Thompson 6-15 (.400), Rodriguez 92-252 (.365), Noel 0-1 (.000) OPPONENTS: 729-2044 (.357).

2016-2017 GAME-BY-GAME RESULTS

DATE	W/L	PHI	OPP	TEAM	DATE	W/L	PHI	OPP	TEAM
Oct 26	L	97	103	OKC	Jan 24	W	121	111	L.A. CLIPPERS
Oct 29	L	72	104	ATLANTA	Jan 25	W	114	109	at Milwaukee
Nov 1	L	101	103	ORLANDO	Jan 27	L	118	123	HOUSTON
Nov 2	L	93	109	at Charlotte	Jan 29	L	108	121	at Chicago
Nov 5	L	101	102	CLEVELAND	Jan 30	W	122	119	SACRAMENTO
Nov 7	L	84	109	UTAH	Feb 1	L	95	113	at Dallas
Nov 9	L	115	122	*at Indiana	Feb 2	L	86	102	at San Antonio
Nov 11	W	109	105	*INDIANA	Feb 4	L	102	125	at Miami
Nov 12	L	96	117	at Atlanta	Feb 6	L	96	113	at Detroit
Nov 14	L	88	115	at Houston	Feb 8	L	103	111	SAN ANTONIO
Nov 16	W	109	102	WASHINGTON	Feb 9	W	112	111	at Orlando
Nov 17	L	86	110	@ Minnesota	Feb 11	W	117	109	MIAMI
Nov 19	W	120	105	PHOENIX	Feb 13	W	105	99	at Charlotte
Nov 21	W	101	94	MIAMI	Feb 15	L	108	116	at Boston
Nov 23	L	99	104	*MEMPHIS	Feb 24	W	120	112	WASHINGTON
Nov 25	L	89	105	CHICAGO	Feb 26	L	109	110	at New York
Nov 27	L	108	112	CLEVELAND	Feb 27	L	108	119	GOLDEN STATE
Nov 28	L	95	122	at Toronto	Mar 1	L	98	125	at Miami
Dec 2	L	88	105	ORLANDO	Mar 3	W	105	102	NEW YORK
Dec 3	L	106	107	BOSTON	Mar 4	L	106	136	DETROIT
Dec 5	L	98	106	DENVER	Mar 6	L	98	112	MILWAUKEE
Dec 6	L	91	96	at Memphis	Mar 9	L	108	114	*at Portland
Dec 8	W	99	88	at New Orleans	Mar 11	L	100	112	at L.A. Clippers
Dec 11	W	97	79	at Detroit	Mar 12	W	118	116	at L.A. Lakers
Dec 14	L	114	123	TORONTO	Mar 14	L	104	106	at Golden State
Dec 16	L	89	100	L.A. LAKERS	Mar 17	W	116	74	DALLAS
Dec 18	W	108	107	BROOKLYN	Mar 19	W	105	99	BOSTON
Dec 20	L	93	108	NEW ORLEANS	Mar 20	L	109	*112	at Orlando
Dec 23	L	116	123	at Phoenix	Mar 22	L	97	122	at Oklahoma City
Dec 26	L	100	102	at Sacramento	Mar 24	W	117	107	at Chicago
Dec 29	L	83	100	at Utah	Mar 26	L	94	107	at Indiana
Dec 30	W	124	122	at Denver	Mar 28	W	106	101	at Brooklyn
Jan 3	W	93	91	MINNESOTA	Mar 29	L	92	99	ATLANTA
Jan 6	L	106	110	at Boston	Mar 31	L	105	122	at Cleveland
Jan 8	W	105	95	at Brooklyn	Apr 2	L	105	113	at Toronto
Jan 11	W	98	97	NEW YORK	Apr 4	L	118	141	BROOKLYN
Jan 13	W	102	93	CHARLOTTE	Apr 6	L	90	102	CHICAGO
Jan 14	L	93	109	at Washington	Apr 8	L	82	90	MILWAUKEE
Jan 16	W	113	104	at Milwaukee	Apr 10	L	111	120	INDIANA
Jan 18	W	94	89	TORONTO	Apr 12	L	113	114	at New York
Jan 20	W	93	92	PORTLAND					
Jan 21	L	93	110	at Atlanta					

* denotes overtime



YEAR BY YEAR RESULTS

2017-18 SEASON STATISTICS

RECORD: 52-30 (.634) HOME: 30-11 AWAY: 22-19 3RD ATLANTIC DIVISION

PLAYER	G-GS	MIN	FG-FGA	PCT	FT-FTA	PCT	OFF	DEF	TOT	AST	PF-DQ	STL	TO	BLK	PTS	AVG	
Joel Embiid	63-63	1912	510-1056	0.483	359-467	0.769	143	547	690	199	209-1	40	234	111	1445	22.9	
JJ Redick	70-70	2116	404-879	0.46	197-218	0.904	9	169	178	210	123-0	35	103	6	1198	17.1	
Ben Simmons	81-81	2732	544-998	0.545	191-341	0.56	145	514	659	661	211-1	140	278	70	1279	15.8	
Dario Saric	78-73	2310	403-890	0.453	178-207	0.86	154	366	520	202	160-0	51	148	20	1141	14.6	
Robert Covington	80-80	2531	345-836	0.413	116-136	0.853	55	378	433	156	238-1	137	126	72	1009	12.6	
Marco Belinelli(*)	28-1	737	138-279	0.495	47-54	0.87	6	45	51	45	50-0	20	40	9	380	13.6	
Marco Belinelli(†)	80-2	1947	337-764	0.441	148-163	0.908	20	131	151	148	91-0	66	94	12	971	12.1	
Ersan Ilyasova(*)	23-3	554	93-212	0.439	33-45	0.733	44	110	154	39	65-1	17	29	9	249	10.8	
Ersan Ilyasova(†)	69-43	1730	277-613	0.452	105-135	0.778	118	287	405	90	157-1	61	72	26	750	10.9	
Jerryd Bayless	39-11	925	109-262	0.416	35-44	0.795	15	65	80	54	91-0	23	46	6	307	7.9	
Markelle Fultz	14-0	253	45-111	0.405	10-21	0.476	11	32	43	53	22-0	12	17	4	100	7.1	
Richaun Holmes	48-2	746	135-241	0.56	37-56	0.661	57	154	211	61	97-3	20	25	29	311	6.5	
T.J. McConnell	76-1	1706	210-421	0.499	31-39	0.795	37	189	226	303	122-0	92	112	13	478	6.3	
Justin Anderson	38-0	519	87-202	0.431	28-38	0.737	25	68	93	25	54-0	15	16	7	236	6.2	
Timothee Luwawu-Cabarot	52-7	807	100-267	0.375	46-58	0.793	14	58	72	54	97-0	12	38	5	299	5.8	
Jahlil Okafor(>)	2-0	25	4-9	0.444	2-4	0.5	4	5	9	1	7-0	0	3	2	10	5	
Trevor Booker(>)	33-0	494	61-109	0.56	32-39	0.821	47	75	122	27	50-1	16	20	11	156	4.7	
Amir Johnson	74-18	1170	140-260	0.538	52-85	0.612	123	207	330	118	192-4	45	55	44	342	4.6	
James Young	6-0	61	5-14	0.357	4-6	0.667	0	2	2	2	4-0	0	1	0	17	2.8	
James McAdoo	3-0	18	2-7	0.286	2-2	1	0	2	2	0	1-0	0	1	1	8	2.7	
Furkan Korkmaz	14-0	80	8-28	0.286	2-4	0.5	2	9	11	4	12-0	2	2	1	23	1.6	
Demetrius Jackson(*)	3-0	17	3-4	0.75	1-2	0.5	1	0	1	4	1-0	1	1	0	8	2.7	
Demetrius Jackson(†)	15-0	80	7-18	0.389	1-2	0.5	5	7	12	9	7-0	5	10	1	16	1.1	
Larry Drew II(>)	3-0	15	1-7	0.143	0-0	---	1	0	1	2	2-0	0	1	0	2	0.7	
Jacob Pullen	3-0	6	1-2	0.5	0-0	---	0	0	0	0	0-0	0	0	1	0	2	0.7
Nik Stauskas(>)	6-0	45	1-4	0.25	2-2	1	0	1	1	1	3-0	4	4	0	4	0.7	
76ERS	82	19780	3349-7098	0.472	1405-1868	0.752	893	2996	3889	2221-1811	9	682	1353	420	9004	109.8	
OPPONENTS	82	19780	3120-7185	0.434	1566-2102	0.745	818	2641	3459	1782-1670	15	697	1173	417	8635	105.3	

3-pt. FG: Philadelphia 901-2445 (.369), Embiid 66-214 (.308); Redick 193-460 (.420); Simmons 0-11 (0.00); Saric 157-399 (.393); Covington 203-550 (.369); Fultz 0-1 (0.00); Belinelli(*) 57-148 (.385); Belinelli(†) 149-395 (.377); Ilyasova(*) 30-83 (.361); Ilyasova(†) 91-253 (.360); Holmes 4-3 (.129); Bayless 54-146 (.370); McConnell 27-62 (.435); Anderson 34-103 (.330); Luwawu-Cabarot 53-158 (.335); Booker(>) 2-7 (.286); Bayless 54-146 (.370); McConnell 27-62 (.435); Anderson 34-103 (.330); Luwawu-Cabarot 53-158 (.335); Booker(>) 2-7 (.286); Drew(>) 0-3 (.000); Pullen 0-1 (0.00); Stauskas(>) 0-1 (0.00); Opponents 829-2427 (.342)

2017-18 GAME-BY-GAME RESULTS

DATE	W/L	PHI	OPP	TEAM	DATE	W/L	PHI	OPP	TEAM
Oct 18	L	115	120	at Washington	Jan 24	W	115	101	CHICAGO
Oct 20	L	92	102	BOSTON	Jan 26	W	97	78	at San Antonio
Oct 21	L	94	128	at Toronto	Jan 28	L	112	122	at Oklahoma City
Oct 23	W	97	86	at Detroit	Jan 29	L	95	107	at Milwaukee
Oct 25	L	104	105	HOUSTON	Jan 31	L	108	116	at Brooklyn
Oct 28	W	112	110	at Dallas	Feb 2	W	103	97	MIAMI
Oct 30	W	115	107	at Houston	Feb 3	L	92	100	at Indiana
Nov 1	W	119	109	ATLANTA	Feb 6	W	115	102	WASHINGTON
Nov 3	W	121	110	INDIANA	Feb 9	W	100	82	NEW ORLEANS
Nov 7	W	104	97	at Utah	Feb 10	W	112	98	L.A. CLIPPERS
Nov 9	L	108	109	at Sacramento	Feb 12	W	108	92	NEW YORK
Nov 11	L	114	135	at Golden State	Feb 14	W	104	102	MIAMI
Nov 13	W	109	105	at L.A. Clippers	Feb 22	W	116	115	at Chicago
Nov 15	W	115	109	at L.A. Lakers	Feb 24	W	116	105	ORLANDO
Nov 18	L	116	124	GOLDEN STATE	Feb 25	L	94	109	at Washington
Nov 20	W	107	86	UTAH	Feb 27	L	101	102	at Miami
Nov 22	W	101	81	PORTLAND	Mar 1	W	108	97	at Cleveland
Nov 25	W	130	111	ORLANDO	Mar 2	W	110	99	CHARLOTTE
Nov 27	L	91	113	CLEVELAND	Mar 4	L	110	118	at Milwaukee
Nov 29	W	118	113	WASHINGTON	Mar 6	W	128	114	at Charlotte
Nov 30	L	97	108	at Boston	Mar 8	L	99	108	at Miami
Dec 2	W	108	103	DETROIT	Mar 11	W	120	97	at Brooklyn
Dec 4	L	101	115	PHOENIX	Mar 13	L	98	101	INDIANA
Dec 7	L	104	107	L.A. LAKERS	Mar 15	W	118	110	at New York
Dec 9	L	98	105	at Cleveland	Mar 16	W	120	116	BROOKLYN
Dec 10	L	124	131	at New Orleans	Mar 19	W	108	94	CHARLOTTE
Dec 12	W	118	112	* at Minnesota	Mar 21	W	119	105	MEMPHIS
Dec 15	L	117	119	***OKLAHOMA CITY	Mar 22	W	118	98	at Orlando
Dec 18	L	115	117	at Chicago	Mar 24	W	120	108	MINNESOTA
Dec 19	L	95	101	SACRAMENTO	Mar 26	W	123	104	DENVER
Dec 21	L	109	114	TORONTO	Mar 28	W	118	101	NEW YORK
Dec 23	L	86	102	at Toronto	Mar 30	W	101	91	at Atlanta
Dec 25	W	105	98	at New York	Apr 1	W	119	102	at Charlotte
Dec 28	L	110	114	at Portland	Apr 3	W	121	95	BROOKLYN
Dec 30	W	107	102	at Denver	Apr 4	W	115	108	at Detroit
Dec 31	W	123	110	at Phoenix	Apr 6	W	132	130	CLEVELAND
Jan 3	W	112	106	SAN ANTONIO	Apr 8	W	109	97	at Dallas
Jan 5	W	114	78	DETROIT	Apr 10	W	121	113	at Atlanta
Jan 11	L	103	114	BOSTON	Apr 11	W	130	95	MILWAUKEE
Jan 15	W	117	111	TORONTO					
Jan 18	W	89	80	at Boston					
Jan 20	W	116	94	MILWAUKEE					
Jan 22	L	101	105	at Memphis					

* denotes overtime
*** denotes triple overtime



YEAR BY YEAR RESULTS

2019-20 SEASON STATISTICS

RECORD: 43-30

HOME: 31-4

AWAY: 12-26

3RD ATLANTIC DIVISION

PLAYER	G	GS	MIN	FIELD GOALS			3-PT FIELD GOALS			FREE THROWS			REBOUNDS		AST	PF	DQ	STL	TO	BLK	POINTS	AVG	
				MADE	ATT	PCT	MADE	ATT	PCT	MADE	ATT	PCT	OFF	DEF									TOT
Embiid	51	51	1506	382	801	47.7%	57	172	33.1%	351	435	80.7%	141	452	593	152	174	2	45	159	65	1172	23.0
Harris	72	72	2469	553	1173	47.1%	131	357	36.7%	174	216	80.6%	69	426	495	227	165	3	53	104	40	1411	19.6
Simmons	57	57	2017	375	647	58.0%	2	7	28.6%	185	298	62.1%	113	331	444	455	186	2	119	200	33	937	16.4
Burks (TOT)	66	19	1754	321	768	41.8%	116	301	38.5%	235	265	88.7%	48	234	282	189	128	1	62	91	17	993	15.0
Burks (PHI)	18	1	364	77	167	46.1%	32	77	41.6%	34	41	82.9%	11	45	56	38	21	0	12	15	0	220	12.2
Richardson	55	53	1693	278	646	43.0%	85	249	34.1%	114	141	80.9%	41	133	174	162	136	0	52	104	36	755	13.7
Horford	67	61	2026	319	709	45.0%	99	283	35.0%	61	80	75.3%	103	353	456	270	142	1	52	80	61	798	11.9
Robinson (TOT)	62	52	1786	288	592	48.6%	77	197	39.1%	74	86	86.0%	81	189	270	96	100	0	54	55	16	727	11.7
Robinson (PHI)	14	4	270	44	85	51.8%	9	27	33.3%	11	12	91.7%	15	29	44	11	18	0	9	5	2	108	7.7
Korkmaz	72	12	1559	242	563	43.0%	143	356	40.2%	77	102	75.5%	18	150	168	79	98	0	41	59	16	704	9.8
Milton	40	24	805	134	277	48.4%	58	135	43.0%	51	65	78.5%	15	73	88	104	92	0	20	47	7	377	9.4
Scott	68	11	1207	149	350	42.6%	80	217	36.9%	30	37	81.1%	65	183	248	56	96	0	22	26	5	408	6.0
Burke	25	0	329	59	127	46.5%	16	38	42.1%	13	18	72.2%	15	20	35	53	21	0	7	12	1	147	5.9
Ennis	49	0	776	100	226	44.2%	37	106	34.9%	48	61	78.7%	48	102	150	41	85	0	23	31	14	285	5.8
Neto	54	3	668	101	222	45.5%	34	88	38.6%	39	47	83.0%	11	50	61	95	50	0	24	47	6	275	5.1
Thybulle	65	14	1287	112	265	42.3%	56	157	35.7%	25	41	61.0%	44	63	107	79	141	0	93	51	47	305	4.7
O'Quinn	29	2	313	42	85	49.4%	7	27	25.9%	11	20	55.0%	34	82	116	51	37	0	7	20	24	102	3.5
Shayok	4	0	28	3	12	25.0%	2	6	33.3%	3	4	75.0%	1	6	7	1	4	0	0	3	1	11	2.8
Pelle	24	0	232	25	48	52.1%	0	1	0.0%	7	14	50.0%	20	52	72	8	55	1	3	18	31	57	2.4
Smith	7	0	32	3	11	27.3%	0	3	0.0%	2	4	50.0%	0	2	2	2	4	0	3	2	0	8	1.1
Bolden	4	0	14	2	3	66.7%	0	1	0.0%	0	2	0.0%	0	1	1	0	4	0	1	2	0	4	1.0
7EBERS	73	73	17595	3000	6417	46.8%	848	2307	36.8%	1236	1638	75.5%	784	2553	3317	1884	1529	9	586	1037	389	8084	110.7
OPPONENTS	73	73	17595	2905	6275	46.3%	759	2148	35.3%	1341	1786	75.1%	628	2428	3054	1661	1493	17	510	1009	294	7910	108.4

2019-20 GAME-BY-GAME RESULTS

DATE	W/L	PHI	OPP	TEAM	DATE	W/L	PHI	OPP	TEAM
Oct 23	W	107	93	BOSTON	Jan 25	W	108	91	L.A. LAKERS
Oct 26	W	117	111	at Detroit	Jan 28	W	115	104	GOLDEN STATE
Oct 28	W	105	103	at Atlanta	Jan 30	L	117	127	at Atlanta
Oct 30	W	117	95	MINNESOTA	Feb 1	L	95	116	at Boston
Nov 2	W	129	128	at Portland	Feb 3	L	106	137	at Miami
Nov 4	L	109	114	at Phoenix	Feb 6	L	101	112	at Milwaukee
Nov 6	L	104	106	at Utah	Feb 7	W	119	107	MEMPHIS
Nov 8	L	97	100	at Denver	Feb 9	W	118	111	CHICAGO
Nov 10	W	114	106	CHARLOTTE	Feb 11	W	110	103	L.A. CLIPPERS
Nov 12	W	98	97	CLEVELAND	Feb 20	W	112	104	*BROOKLYN
Nov 13	L	97	112	at Orlando	Feb 22	L	98	119	at Milwaukee
Nov 15	L	119	127	*at Oklahoma City	Feb 24	W	129	112	ATLANTA
Nov 17	W	114	95	at Cleveland	Feb 26	L	94	108	at Cleveland
Nov 20	W	109	104	NEW YORK	Feb 27	W	115	106	NEW YORK
Nov 22	W	115	104	SAN ANTONIO	Mar 1	L	130	136	at L.A. Clippers
Nov 23	W	113	86	MIAMI	Mar 3	L	107	120	at L.A. Lakers
Nov 25	L	96	101	at Toronto	Mar 5	W	125	108	at Sacramento
Nov 27	W	97	91	SACRAMENTO	Mar 7	L	114	118	at Golden State
Nov 29	W	101	95	at New York	Mar 11	W	124	106	DETROIT
Nov 30	W	119	116	INDIANA	Aug 1	L	121	127	at Indiana
Dec 2	W	103	94	UTAH	Aug 3	W	132	130	SAN ANTONIO
Dec 5	L	113	119	at Washington	Aug 5	W	107	98	at Washington
Dec 7	W	141	94	CLEVELAND	Aug 7	W	108	101	ORLANDO
Dec 8	W	110	104	TORONTO	Aug 9	L	121	124	at Portland
Dec 10	W	97	92	DENVER					
Dec 12	W	115	109	at Boston					
Dec 13	W	116	109	NEW ORLEANS					
Dec 15	L	89	109	at Brooklyn					
Dec 18	L	104	108	MIAMI					
Dec 20	L	98	117	DALLAS					
Dec 21	W	125	108	WASHINGTON					
Dec 23	W	125	109	at Detroit					
Dec 25	W	121	109	aMILWAUKEE					
Dec 27	W	97	98	at Orlando					
Dec 28	L	116	117	*at Miami					
Dec 31	L	97	115	at Indiana					
Jan 3	L	108	118	at Houston					
Jan 6	W	120	113	OKLAHOMA CITY					
Jan 9	W	109	98	BOSTON					
Jan 11	L	91	109	at Dallas					
Jan 13	L	95	101	at Indiana					
Jan 15	W	117	106	BROOKLYN					
Jan 17	W	100	89	CHICAGO					
Jan 18	W	90	87	at New York					
Jan 20	W	117	111	at Brooklyn					
Jan 22	L	95	107	at Toronto					

* denotes overtime -

(Due to the coronavirus pandemic, the team's final eight regular season games were played in Orlando, Florida on the NBA Campus)



YEAR BY YEAR RESULTS

2020-21 SEASON STATISTICS

RECORD: 49-23

HOME: 29-7

AWAY: 20-16

1ST ATLANTIC DIVISION

Through May 16 (49-23)		PHILADELPHIA 76ERS												2020-2021 REGULAR SEASON STATISTICS											
PLAYER	G	GS	MIN	-FIELD GOALS-			-3-POINT FG-			-FREE THROWS-			OFF	DEF	TOT	AST	PF	DQ	STL	TO	BLK	PTS	AVG	HI	
				FG	FGA	PCT	FG	FGA	PCT	FT	FTA	PCT													
Embiid	51	51	1585	461	899	.513	58	154	.377	471	548	.859	113	426	539	145	123	0	50	159	69	1451	28.5	58	
Harris	62	62	2014	473	924	.512	82	208	.394	182	204	.892	62	357	419	220	119	0	55	107	51	1210	19.5	36	
Simmons	58	58	1877	325	583	.557	3	10	.300	176	267	.653	93	324	417	401	171	2	93	173	35	829	14.3	42	
Milton	63	4	1461	300	667	.450	71	203	.350	146	176	.830	33	115	148	193	130	0	39	103	18	817	13.0	31	
Curry	57	57	1638	258	552	.467	126	280	.450	69	77	.896	10	126	136	155	96	0	44	65	8	711	12.5	28	
Green	69	69	1934	224	544	.412	175	432	.405	31	40	.775	55	205	260	118	125	1	92	67	56	654	9.5	29	
Korkmaz	55	11	1862	170	424	.401	101	269	.375	60	82	.732	17	96	113	82	64	0	49	46	9	501	9.1	28	
Hill (TOT)	30	17	672	95	197	.482	31	80	.388	40	50	.800	16	45	61	73	31	0	23	31	5	261	8.7	22	
Hill (PHI)	16	3	303	34	77	.442	9	23	.391	19	25	.760	8	24	32	30	19	0	11	19	3	96	6.0	14	
Maxey	61	8	935	198	429	.462	31	103	.301	61	70	.871	11	93	104	120	79	1	26	41	13	488	8.0	39	
Howard	69	6	1196	178	383	.587	5	20	.500	121	210	.576	190	390	580	61	200	1	30	112	62	482	7.0	19	
Mathias	8	4	123	19	48	.396	8	26	.308	2	6	.333	1	6	7	13	7	0	1	1	3	48	6.0	14	
Bradley	20	8	287	51	75	.680	0	1	.000	7	11	.636	39	65	104	17	28	0	6	6	13	109	5.5	18	
Jones (TOT)	32	1	334	52	123	.423	24	66	.364	40	64	.625	7	48	55	42	24	0	7	29	1	168	5.3	24	
Jones (PHI)	6	0	27	5	9	.556	1	2	-.714	3	4	.250	3	4	3	2	0	0	1	0	1	16	2.7	6	
Scott	51	12	852	76	211	.360	53	155	.342	8	12	.667	11	109	120	40	72	0	24	19	14	213	4.2	16	
Thybulle	65	8	1298	182	243	.420	43	143	.301	8	18	.444	30	94	124	63	127	0	105	32	71	255	3.9	13	
Joe	41	1	383	48	133	.361	39	106	.368	18	24	.750	6	30	36	20	34	0	12	11	4	153	3.7	18	
Reed	26	0	177	42	78	.538	0	6	.000	4	8	.500	30	31	61	12	29	0	10	12	13	88	3.4	17	
Clark (TOT)	39	11	654	40	132	.303	31	108	.287	8	10	.800	33	82	115	31	35	0	13	17	7	119	3.1	14	
Clark (PHI)	2	0	13	0	1	.000	0	0	-.000	0	0	---	2	2	1	1	0	0	1	0	0	0	0	0	
Tucker	14	0	68	9	18	.500	2	7	.286	14	19	.737	1	10	11	6	8	0	2	4	0	34	2.4	10	
Tolliver	13	0	99	4	17	.235	4	14	-.286	5	6	.833	3	7	10	2	7	0	3	2	17	1.9	9		
Poirier	10	0	39	3	12	.250	0	1	.000	2	6	.333	6	8	14	2	8	0	0	4	3	8	0.8	2	
Ferguson	13	0	49	1	7	.143	0	5	.000	0	0	---	0	1	1	2	7	0	1	4	0	2	0.2	2	
Bradzkeikis	1	0	8	0	3	.000	0	1	.000	0	0	---	0	2	2	0	0	0	0	0	0	0	0	0	
76ERS	72	0	17430	2981	6257	.476	811	2169	.374	1409	1836	.767	722	2522	3244	1786	1456	5	655	1040	447	8182	113.4	141	
OPPONENTS	72	0	17430	2835	6259	.453	857	2378	.360	1253	1640	.764	702	2388	3090	1694	1509	9	521	1122	335	7700	108.1	136	

2020-21 GAME-BY-GAME RESULTS

DATE	W/L	PHI	OPP	TEAM	DATE	W/L	PHI	OPP	TEAM
Dec. 23	W	113	107	WASHINGTON	Mar. 11	W	127	105	at Chicago
Dec. 26	W	109	89	at New York	Mar. 12	W	127	101	at Washington
Dec. 27	L	94	118	at Cleveland	Mar. 14	W	134	99	SAN ANTONIO
Dec. 29	W	100	93	TORONTO	Mar. 16	W	99	96	NEW YORK
Dec. 31	W	116	92	at Orlando	Mar. 17	L	105	109	*MILWAUKEE
Jan. 2	W	127	111	CHARLOTTE	Mar. 20	W	129	105	SACRAMENTO
Jan. 4	W	118	101	CHARLOTTE	Mar. 21	W	101	100	*at New York
Jan. 6	W	141	136	WASHINGTON	Mar. 23	W	108	98	at Golden State
Jan. 7	L	109	122	at Brooklyn	Mar. 25	W	109	101	at L.A. Lakers
Jan. 9	L	103	115	at Denver	Mar. 27	L	112	122	at L.A. Clippers
Jan. 11	L	94	112	at Atlanta	Mar. 30	L	95	104	at Denver
Jan. 12	W	137	134	*MIAMI	Apr. 1	W	114	94	at Cleveland
Jan. 14	W	125	108	MIAMI	Apr. 3	W	122	113	MINNESOTA
Jan. 16	L	104	106	at Memphis	Apr. 4	L	100	116	MEMPHIS
Jan. 20	W	117	109	BOSTON	Apr. 6	W	106	96	at Boston
Jan. 22	W	122	110	BOSTON	Apr. 9	L	94	101	at New Orleans
Jan. 23	W	114	110	at Detroit	Apr. 10	W	117	93	at Oklahoma City
Jan. 25	L	104	119	at Detroit	Apr. 12	W	113	95	at Dallas
Jan. 27	W	107	106	vs. L.A. Lakers	Apr. 14	W	123	117	BROOKLYN
Jan. 29	W	118	94	at Minnesota	Apr. 16	W	106	103	L.A. CLIPPERS
Jan. 31	W	119	110	at Indiana	Apr. 19	L	96	107	GOLDEN STATE
Feb. 3	W	118	111	at Charlotte	Apr. 21	L	113	116	PHOENIX
Feb. 4	L	105	121	PORTLAND	Apr. 22	L	117	124	at Milwaukee
Feb. 6	W	124	108	BROOKLYN	Apr. 24	L	94	132	at Milwaukee
Feb. 9	W	119	111	at Sacramento	Apr. 26	W	121	90	OKLAHOMA CITY
Feb. 11	L	114	118	at Portland	Apr. 28	W	127	83	ATLANTA
Feb. 13	L	111	120	at Phoenix	Apr. 30	W	126	104	ATLANTA
Feb. 15	L	123	134	at Utah	May 2	W	113	111	*at San Antonio
Feb. 17	W	118	113	HOUSTON	May 3	W	106	94	at Chicago
Feb. 19	W	112	105	CHICAGO	May 5	W	135	115	at Houston
Feb. 21	L	103	110	at Toronto (Tampa)	May 7	W	109	107	NEW ORLEANS
Feb. 23	W	109	102	at Toronto (Tampa)	May 8	W	118	104	DETROIT
Feb. 25	W	111	97	DALLAS	May 11	L	94	103	at Indiana
Feb. 27	L	109	112	*at Cleveland	May 13	L	94	106	at Miami
Mar. 1	W	130	114	INDIANA	May 14	W	122	97	ORLANDO
Mar. 3	W	131	123	*UTAH	May 16	W	128	117	ORLANDO





ALL TIME ROSTER





ALL-TIME ROSTER

76ERS ALL-TIME ROSTER

PLEASE NOTE THE FOLLOWING:

* Denotes that a player played for more than one team during that particular season and the team-by-team breakdown was not available. Each respective stat line is reflective of the entire season's statistics, which also affects the player's total stat lines.

(n) Denotes years played in the NBL with Syracuse, before the Nationals joined the NBA in 1949-50. NBL statistics are factored in to individual NBA totals, but do not affect team statistics/records.

ABELNABY, ALAA

Duke

Birthdate: June 24, 1968

#55

HT: 6-10

WT: 240

Drafted: 1990, 1st round (25th overall) by Portland

	G	GS	MIN	FG	FGA	PCT	FT	FTA	PCT	OFF	DEF	TOT	A	PF	D	ST	TO	BS	PTS	AVG
1994-95	3	0	30	1	11	.091	0	0	---	3	5	8	0	2	0	0	5	0	2	0.7

ABLE, FOREST

Western Kentucky; Louisville

Birthdate: July 27, 1932

Drafted: 1956, Syracuse

HT: 6-3

WT: 180

	G	GS	MIN	FG	FGA	PCT	FT	FTA	PCT	OFF	DEF	TOT	A	PF	D	ST	TO	BS	PTS	AVG
1956-57	1	--	1	0	2	.000	0	0	---	--	--	1	1	1	0	--	--	--	0	0.0

ALDEMIR, FURKAN

Turkey

Birthdate: Aug. 9, 1991

#19

HT: 6-10

WT: 240

Drafted: 2012, 2nd round (53rd overall) by L.A. Clippers

	G	GS	MIN	FG	FGA	PCT	FT	FTA	PCT	OFF	DEF	TOT	A	PF	D	ST	TO	BS	PTS	AVG
2014-15	41	9	540	40	78	.513	13	27	.481	78	98	176	28	96	1	17	17	16	93	2.3
3-PT. FG: 2014-15, 0-5 (.000)																				

ALLEN, LAVOY

Temple

Birthdate: Feb. 4, 1989

#50

HT: 6-9

WT: 255

Drafted: 2011, 2nd Round (50th overall) by 76ers

	G	GS	MIN	FG	FGA	PCT	FT	FTA	PCT	OFF	DEF	TOT	A	PF	D	ST	TO	BS	PTS	AVG
2011-12	41	15	624	79	167	.473	11	14	.786	47	124	171	34	73	0	13	20	18	169	4.1
2012-13	79	37	1669	206	454	.454	43	60	.717	159	236	395	73	180	1	24	55	55	455	5.8
2013-14	171	2	960	117	266	.440	27	40	.675	106	171	277	65	115	1	22	40	27	263	5.2
TOTALS	51	54	3253	402	887	.453	81	114	.711	312	531	843	172	59	2	100	115	368	887	5.2
3-PT. FG: 2012-13: 0-1 (.000); 2013-14, 2-13 (.154)																				

PLAYOFFS

	G	GS	MIN	FG	FGA	PCT	FT	FTA	PCT	OFF	DEF	TOT	A	PF	D	ST	TO	BS	PTS	AVG
2011-12	12	1	236	34	61	.557	7	12	.583	21	38	59	3	30	0	10	5	11	75	6.3

ALSTON, DERRICK

Duquesne

Birthdate: Aug. 20, 1972

#21

HT: 6-11

WT: 225

Drafted: 1994, 2nd Round (33rd overall) by 76ers

	G	GS	MIN	FG	FGA	PCT	FT	FTA	PCT	OFF	DEF	TOT	A	PF	D	ST	TO	BS	PTS	AVG
1994-95	64	1	1032	120	258	.465	59	120	.492	98	121	219	33	107	1	39	53	35	299	4.7
1995-96	73	41	1614	198	387	.512	55	112	.491	127	175	302	61	191	1	56	59	52	452	6.2
TOTALS	137	42	1746	318	645	.493	114	232	.491	225	296	521	94	298	2	95	112	87	751	5.5
3-PT. FG: 1994-95, 0-4 (.000); 1995-96 1-3 (.333); TOTALS, 1-7 (.143)																				

AMUNDSON, LOUIS

UNLV

Birthdate: Dec. 7, 1982

#20

HT: 6-9

WT: 225

Drafted: Undrafted

	G	GS	MIN	FG	FGA	PCT	FT	FTA	PCT	OFF	DEF	TOT	A	PF	D	ST	TO	BS	PTS	AVG
1994-95	64	1	1032	120	258	.465	59	120	.492	98	121	219	33	107	1	39	53	35	299	4.7
1995-96	73	41	1614	198	387	.512	55	112	.491	127	175	302	61	191	1	56	59	52	452	6.2
TOTALS	137	42	1746	318	645	.493	114	232	.491	225	296	521	94	298	2	95	112	87	751	5.5
3-PT. FG: 1994-95, 0-4 (.000); 1995-96 1-3 (.333); TOTALS, 1-7 (.143)																				

ANDERSON, CLIFF

St. Joseph's

Birthdate: Sept. 7, 1944

#26

HT: 6-5

WT: 200

Drafted: 1967, 4th round (35th overall) by L.A. Lakers

	G	GS	MIN	FG	FGA	PCT	FT	FTA	PCT	OFF	DEF	TOT	A	PF	D	ST	TO	BS	PTS	AVG
2013-14	80	62	2309	309	717	.431	77	106	.726	59	241	300	149	154	0	74	106	28	810	10.1
3-PT. FG: 2013-14, 115-351 (.328)																				

ANDERSON, JAMES

Oklahoma State

Birthdate: Mar. 25, 1989

#9

HT: 6-6

WT: 215

Drafted: 2010, 1st round (20th overall) by San Antonio

	G	GS	MIN	FG	FGA	PCT	FT	FTA	PCT	OFF	DEF	TOT	A	PF	D	ST	TO	BS	PTS	AVG
2013-14	80	62	2309	309	717	.431	77	106	.726	59	241	300	149	154	0	74	106	28	810	10.1
3-PT. FG: 2013-14, 115-351 (.328)																				

ANDERSON, JUSTIN

Virginia

Birthdate: Nov. 19, 1993

#23, #1

HT: 6-6

WT: 230

Drafted: 2015, 1st round (21st overall) by Dallas

	G	GS	MIN	FG	FGA	PCT	FT	FTA	PCT	OFF	DEF	TOT	A	PF	D	ST	TO	BS	PTS	AVG
2016-17	24	8	517	75	162	.463	32	41	.780	30	66	96	34	45	0	13	26	7	203	8.5
2017-18	38	0	519	87	202	.431	28	38	.737	25	68	93	25	54	0	15	16	7	236	6.2
TOTALS	62	8	1037	162	364	.445	60	79	.759	55	134	189	59	99	0	28	42	14	439	7.1
3-PT FG: 2016-17, 21-72 (.292); 2017-18, 34-103 (.330)																				



ALL-TIME ROSTER

PLAYOFFS

	G	GS	MIN	FG	FGA	PCT	FT	FTA	PCT	OFF	DEF	TOT	A	PF	D	ST	TO	BS	PTS	AVG
2017-18	7	0	33	3	8	0.375	0	0	.000	1	8	9	0	8	0	1	2	0	8	1.1
3-PT. FG: 2017-18, 2-7 (.286)																				

ANDERSON, MITCHELL

				Bradley				#7				HT: 6-7				WT: 195				
				Birthdate: Sept. 23, 1960				Drafted: 1982, 2nd round (36th overall) by 76ers												
G	GS	MIN	FG	FGA	PCT	FT	FTA	PCT	OFF	DEF	TOT	A	PF	D	ST	TO	BS	PTS	AVG	
1982-83	13	0	48	8	22	.364	1	3	.333	4	8	12	1	6	0	1	5	0	17	1.3
3-PT. FG: 1982-83, 0-1 (.000); TOTALS: 0-1 (.000)																				

ANDERSON, RON

				Fresno State				#20				HT: 6-7				WT: 215				
				Birthdate: Oct. 15, 1958				Drafted: 1984, 2nd round (27th overall) by Cleveland												
G	GS	MIN	FG	FGA	PCT	FT	FTA	PCT	OFF	DEF	TOT	A	PF	D	ST	TO	BS	PTS	AVG	
1988-89	82	12	2618	566	1152	.491	196	229	.856	167	239	406	139	166	1	71	126	23	1330	16.2
1989-90	78	3	2089	379	841	.451	165	197	.838	81	214	295	143	143	0	72	78	13	926	11.9
1990-91	82	13	2340	512	1055	.485	165	198	.833	103	264	367	115	163	1	65	100	13	1198	14.6
1991-92	82	11	2432	469	1008	.465	143	163	.877	96	182	278	135	128	0	86	109	11	1123	13.7
1992-93	69	0	1263	225	544	.414	72	89	.809	62	122	184	93	75	0	31	63	5	561	8.1
TOTALS	393	39	10742	2151	4600	.468	741	876	.846	509	1021	1530	625	675	2	325	476	65	5138	13.1
3-PT. FG: 1988-89, 2-11 (.182); 1989-90, 3-21 (.143); 1990-91, 9-43 (.209); 1991-92, 42-127 (.331); 1992-93, 39-120 (.325); TOTALS, 95-322 (.295)																				

PLAYOFFS

G	GS	MIN	FG	FGA	PCT	FT	FTA	PCT	OFF	DEF	TOT	A	PF	D	ST	TO	BS	PTS	AVG	
1988-89	3	—	109	29	51	.569	4	5	.800	7	9	16	13	10	0	1	2	2	62	20.7
1989-90	10	—	256	40	93	.430	29	30	.967	6	31	37	14	22	0	4	15	0	112	11.2
1990-91	8	—	223	35	88	.398	17	19	.895	9	12	21	19	24	0	6	12	0	88	11.0
TOTALS	21	—	588	104	232	.448	50	54	.926	22	52	74	46	56	0	11	29	2	262	12.5
3-PT. FG: 1988-89, 0-1 (.000); 1989-90, 3-5 (.600); 1990-91, 1-5 (.200); TOTALS, 4-11 (.364)																				

ANSLEY, MICHAEL

				Alabama				#45				HT: 6-7				WT: 225				
				Birthdate: Feb. 8, 1967				Drafted: 1989, 2nd round (37th overall) by Orlando												
G	GS	MIN	FG	FGA	PCT	FT	FTA	PCT	OFF	DEF	TOT	A	PF	D	ST	TO	BS	PTS	AVG	
1991-92	8	0	32	5	11	.455	5	6	.833	2	2	4	2	6	0	0	3	0	15	1.9

ASKEW, VINCENT

				Memphis State				#30				HT: 6-6				WT: 235				
				Birthdate: Feb. 28, 1966				Drafted: 1987, 2nd round (39th overall) by 76ers												
G	GS	MIN	FG	FGA	PCT	FT	FTA	PCT	OFF	DEF	TOT	A	PF	D	ST	TO	BS	PTS	AVG	
1987-88	14	2	234	22	74	.297	8	11	.727	6	16	22	33	12	0	10	12	6	52	3.7

AUSTIN, ISAAC

				Arizona State				#50				HT: 6-10				WT: 290				
				Birthdate: Aug. 18, 1969				Drafted: 1991, 2nd round (48th pick) by Utah												
G	GS	MIN	FG	FGA	PCT	FT	FTA	PCT	OFF	DEF	TOT	A	PF	D	ST	TO	BS	PTS	AVG	
1993-94	14	0	201	29	66	.439	14	23	.609	25	44	69	17	29	0	5	17	10	72	5.1

AWTREY, DENNIS

				Santa Clara				#20				HT: 6-10				WT: 250				
				Birthdate: Feb. 22, 1948				Drafted: 1970, 3rd round (46th overall) by 76ers												
G	GS	MIN	FG	FGA	PCT	FT	FTA	PCT	OFF	DEF	TOT	A	PF	D	ST	TO	BS	PTS	AVG	
1970-71	70	38	1292	200	421	.475	104	157	.662	—	—	430	89	211	7	—	—	—	504	7.2
1971-72	58	7	794	98	222	.441	49	76	.645	—	—	248	51	141	3	—	—	—	245	4.2
1972-73	3	2	37	3	7	.429	1	4	.250	—	—	14	2	8	0	—	—	—	7	2.3
TOTALS	131	47	2123	301	650	.463	154	237	.650	—	—	692	142	360	10	—	—	—	756	6.0

PLAYOFFS

G	GS	MIN	FG	FGA	PCT	FT	FTA	PCT	OFF	DEF	TOT	A	PF	D	ST	TO	BS	PTS	AVG	
1970-71	7	—	144	21	36	.583	11	15	.733	—	—	27	5	25	—	—	—	—	53	7.6

BANTOM, MIKE

				St. Joseph's				#42				HT: 6-9				WT: 200				
				Birthdate: Dec. 3, 1951				Drafted: 1973, 1st round (8th overall) by Phoenix												
G	GS	MIN	FG	FGA	PCT	FT	FTA	PCT	OFF	DEF	TOT	A	PF	D	ST	TO	BS	PTS	AVG	
1981-82	43	1	979	156	306	.510	67	114	.588	87	139	226	46	133	0	25	64	37	380	8.8
3-PT. FG: 1981-82, 1-3 (.333); TOTALS, 1-3 (.333)																				

PLAYOFFS

G	GS	MIN	FG	FGA	PCT	FT	FTA	PCT	OFF	DEF	TOT	A	PF	D	ST	TO	BS	PTS	AVG	
1981-82	21	—	399	36	91	.396	19	42	.452	39	38	77	24	60	1	15	24	9	91	4.3

BARKLEY, CHARLES

				Auburn				#34 and #32				HT: 6-5				WT: 250				
				Birthdate: Feb. 20, 1963				Drafted: 1984, 1st round (5th overall) by 76ers												
G	GS	MIN	FG	FGA	PCT	FT	FTA	PCT	OFF	DEF	TOT	A	PF	D	ST	TO	BS	PTS	AVG	
1984-85	82	60	2347	427	783	.545	293	400	.733	266	437	703	155	301	5	95	209	80	1148	14.0
1985-86	80	80	2952	595	1041	.572	396	578	.685	354	672	1026	312	333	8	173	350	125	1603	20.0
1986-87	68	62	2740	557	937	.594	429	564	.761	390	604	994	331	252	5	119	322	104	1564	23.0
1987-88	80	80	3170	753	1283	.587	714	951	.751	385	566	951	254	278	6	100	304	103	2264	28.3
1988-89	79	79	3088	700	1208	.579	602	799	.753	403	583	986	325	262	3	126	254	67	2037	25.8

BASSEY, CHARLES

 Western Kentucky **#23** HT: 6-9 WT: 230
 Birthdate: Oct. 28, 2000 Drafted: 2021, 2nd round (53rd overall) by Philadelphia

	G	GS	MIN	FG	FGA	PCT	FT	FTA	PCT	OFF	DEF	TOT	A	PF	D	ST	TO	BS	PTS	AVG
2021-22	23	0	168	30	47	.638	9	12	.750	22	42	62	7	32	0	5	8	17	69	3.0

3-PT. FG: 2021-22, 0-4 (.000)

PLAYOFFS

	G	GS	MIN	FG	FGA	PCT	FT	FTA	PCT	OFF	DEF	TOT	A	PF	D	ST	TO	BS	PTS	AVG
2021-22	3	0	12	1	2	.500	0	1	.000	1	4	5	1	1	0	0	0	1	2	10.7

3-PT. FG: 2022, 0-0 (.000)

BATTIE, TONY

 Texas Tech **#4** HT: 6-11 WT: 240
 Birthdate: Feb. 11, 1976 Drafted: 1997, 1st round (5th overall) by Denver

	G	GS	MIN	FG	FGA	PCT	FT	FTA	PCT	OFF	DEF	TOT	A	PF	D	ST	TO	BS	PTS	AVG
2010-11	38	0	377	45	96	.469	8	14	.571	17	82	99	12	59	0	5	12	15	100	2.6
2011-12	27	11	295	19	51	.373	4	4	1.000	8	59	67	16	26	0	4	4	6	42	1.6
TOTALS	65	11	672	64	147	.435	12	18	.667	25	141	166	28	85	0	9	16	21	142	2.2

3-PT. FG: 2010-11, 2-3 (.667); 2011-12, 0-1 (.000); TOTALS, 2-4 (.500)

PLAYOFFS

	G	GS	MIN	FG	FGA	PCT	FT	FTA	PCT	OFF	DEF	TOT	A	PF	D	ST	TO	BS	PTS	AVG
2010-11	5	0	38	3	7	.429	1	2	.500	2	8	10	0	5	0	0	1	3	7	1.4

DNP - COACH'S DECISION

BAYLESS, JERRYD

 Arizona **#0** HT: 6-3 WT: 200
 Birthdate: Aug. 20, 1988 Drafted: 2008, 1st round (11th overall) by Indiana

	G	GS	MIN	FG	FGA	PCT	FT	FTA	PCT	OFF	DEF	TOT	A	PF	D	ST	TO	BS	PTS	AVG
2016-17	3	1	71	11	32	.344	9	10	.900	3	9	12	13	4	0	0	9	0	33	11.0
2017-18	39	11	924	109	262	.416	35	44	.795	15	65	80	54	91	0	23	46	6	307	7.9
TOTALS	42	12	996	120	294	.408	44	54	.815	18	74	92	67	95	0	23	55	6	340	8.1

3-PT. FG: 2016-17, 2-5 (.400); 2017-18, 54-146 (.370); TOTALS, 56-151 (.371)

PLAYOFFS

	G	GS	MIN	FG	FGA	PCT	FT	FTA	PCT	OFF	DEF	TOT	A	PF	D	ST	TO	BS	PTS	AVG
2017-18	1	0	2	0	0	0.000	0	0	.000	0	0	0	0	0	0	0	0	0	0	0.0

3-PT. FG: 2017-18, 0-0 (.000)

BECK, ERNIE

 Pennsylvania **#11** HT: 6-4 WT: 190
 Birthdate: Dec. 11, 1931 Drafted: 1953, by Syracuse

	G	GS	MIN	FG	FGA	PCT	FT	FTA	PCT	OFF	DEF	TOT	A	PF	D	ST	TO	BS	PTS	AVG
1960-61*	10	—	82	10	29	.345	6	7	.857	—	—	23	15	10	0	—	—	—	26	2.6

BELL, RAJA

 Florida International **#11** HT: 6-5 WT: 204
 Birthdate: Sept. 19, 1976 Drafted: Undrafted

	G	GS	MIN	FG	FGA	PCT	FT	FTA	PCT	OFF	DEF	TOT	A	PF	D	ST	TO	BS	PTS	AVG
2000-01	5	0	30	2	7	.286	0	0	—	0	1	1	0	1	0	1	2	0	5	1.0
2001-02	74	12	890	103	240	.429	36	48	.750	31	80	111	71	109	0	21	48	4	254	3.4
TOTALS	79	12	920	105	247	.425	36	48	.750	31	81	112	71	110	0	22	50	4	259	4.4

3-PT. FG: 2000-01, 1-3 (.333); 2001-02, 12-44 (.273); TOTALS, 13-47 (.277)

PLAYOFFS

	G	GS	MIN	FG	FGA	PCT	FT	FTA	PCT	OFF	DEF	TOT	A	PF	D	ST	TO	BS	PTS	AVG
2000-01	15	0	124	12	27	.444	8	14	.250	4	9	13	7	20	0	15	5	0	43	2.3
2001-02	3	0	8	1	3	.333	0	0	---	1	0	1	0	0	0	0	0	0	2	0.7
TOTALS	18	0	132	13	30	.433	8	14	.571	5	9	14	7	20	0	15	5	0	45	2.5

3-PT. FG: 2000-01, 2-8 (.250); 2001-02, 0-2 (.000); TOTALS, 2-10 (.200)

BENJAMIN, BENOIT

 Creighton **#00** HT: 7-0 WT: 265
 Birthdate: Nov. 22, 1964 Drafted: 1985, 1st round (3rd overall) by LA Clippers

	G	GS	MIN	FG	FGA	PCT	FT	FTA	PCT	OFF	DEF	TOT	A	PF	D	ST	TO	BS	PTS	AVG
1997-98	14	0	197	22	41	.537	19	30	.633	18	35	53	3	26	0	4	12	4	63	4.5
1998-99	6	0	33	2	7	.286	0	0	---	3	5	8	1	6	0	0	3	0	4	0.7
TOTALS	20	0	230	24	48	.500	19	30	.633	21	40	61	4	32	0	4	15	4	67	3.4

BELINELLI, MARCO

 Italy **#18** HT: 6-5 WT: 210
 Birthdate: Mar. 25, 1986 Drafted: 2007, 1st round (18th overall) by Golden State

	G	GS	MIN	FG	FGA	PCT	FT	FTA	PCT	OFF	DEF	TOT	A	PF	D	ST	TO	BS	PTS	AVG
2017-18	28	1	737	138	279	.495	47	54	.870	6	45	51	45	50	0	20	40	9	380	13.6

3-PT. FG: 2017-18, 57-148 (.385)

PLAYOFFS

	G	GS	MIN	FG	FGA	PCT	FT	FTA	PCT	OFF	DEF	TOT	A	PF	D	ST	TO	BS	PTS	AVG
2017-18	10	0	273	43	106	0.406	27	31	.871	1	20	21	20	20	0	7	4	0	129	12.9

3-PT. FG: 2017-18, 16-46 (.348)

ALL-TIME ROSTER

BRADLEY, MICHAEL Villanova #31 HT: 6-10 WT: 245
 Birthdate: April 18, 1979 Drafted: 2001, 1st round (17th pick) by Toronto

	G	GS	MIN	FG	FGA	PCT	FT	FTA	PCT	OFF	DEF	TOT	A	PF	D	ST	TO	BS	PTS	AVG
2004-05	2	0	16	4	5	.800	1	2	.500	0	3	3	1	0	0	0	1	0	9	4.5
2005-06	46	1	367	32	79	.405	2	3	.667	40	67	107	17	39	0	5	19	7	67	1.5
TOTALS	48	1	383	36	84	.429	3	5	.600	40	70	110	18	39	0	5	20	7	76	1.6

3PT. FG: 2004-05, 0-1 (.000); 2005-06, 1-5 (.200); TOTALS, 1-6 (.167)

BRADLEY, SHAWN Brigham Young #76 HT: 7-6 WT: 248
 Birthdate: March 22, 1972 Drafted: 1993, 1st round (2nd overall) by 76ers

	G	GS	MIN	FG	FGA	PCT	FT	FTA	PCT	OFF	DEF	TOT	A	PF	D	ST	TO	BS	PTS	AVG
1993-94	49	45	1385	201	491	.409	102	168	.607	98	208	306	98	170	3	45	148	147	504	10.3
1994-95	82	59	2365	315	693	.455	148	232	.638	243	416	659	53	338	18	54	142	274	778	9.5
1995-96	12	11	334	43	97	.443	19	25	.760	34	72	106	8	42	0	8	31	38	105	8.8
TOTALS	143	115	4084	559	1281	.436	269	425	.633	375	696	1071	159	550	21	107	321	459	1387	9.7

3-PT FG: 1993-94, 0-3 (.000); 1994-95, 0-3 (.000); TOTALS, 0-6 (.000)

BRADLEY, TONY North Carolina #11 HT: 6-10 WT: 260
 Birthdate: Jan. 8, 1998 Drafted: 2017, 1st round (28th overall) by L.A. Lakers

	G	GS	MIN	FG	FGA	PCT	FT	FTA	PCT	OFF	DEF	TOT	A	PF	D	ST	TO	BS	PTS	AVG
2020-21	20	8	287	51	75	.680	7	11	.636	39	65	104	17	28	0	6	6	13	109	5.5
TOTALS	20	8	287	51	75	.680	7	11	.636	39	65	104	17	28	0	6	6	13	109	5.5

3-PT FG: 2020-21, 0-1 (.000)

BRADTKE, MARK Redcliffe H.S., Australia #50 HT: 6-10 WT: 265
 Birthdate: Sept. 27, 1968 Drafted: Undrafted

	G	GS	MIN	FG	FGA	PCT	FT	FTA	PCT	OFF	DEF	TOT	A	PF	D	ST	TO	BS	PTS	AVG
1996-97	36	0	251	25	58	.431	9	13	.692	26	42	68	7	34	0	5	9	5	59	1.6

BRAND, ELTON Duke #42 HT: 6-9 WT: 254
 Birthdate: March 11, 1979 Drafted: 1999, 1st round (1st overall) by Chicago

	G	GS	MIN	FG	FGA	PCT	FT	FTA	PCT	OFF	DEF	TOT	A	PF	D	ST	TO	BS	PTS	AVG
2008-09	29	23	920	163	365	.447	73	108	.676	77	177	254	37	78	1	17	68	45	399	13.8
2009-10	76	57	2297	412	858	.480	172	233	.738	179	282	461	109	232	1	82	131	80	996	13.1
2010-11	81	81	2809	502	981	.512	213	273	.780	237	439	676	120	244	3	92	101	106	1217	15.0
2011-12	60	60	1732	287	581	.494	85	116	.733	145	284	429	97	176	1	58	65	97	659	11.0
2015-16	17	1	225	31	72	.431	8	9	.889	9	54	63	18	32	0	9	11	8	70	4.1
TOTALS	263	222	7983	1395	2857	.488	551	739	.746	647	1236	1883	381	762	6	258	376	336	3341	12.7

3-PT FG: 2009-10, 0-1 (.000); 2010-11, 0-1 (.000); 2011-12 0-1 (.000); 2015-16 0-1 (0-1) TOTALS, 0-4 (.000)

PLAYOFFS

	G	GS	MIN	FG	FGA	PCT	FT	FTA	PCT	OFF	DEF	TOT	A	PF	D	ST	TO	BS	PTS	AVG
2008-09	INACTIVE - RIGHT SHOULDER INJURY																			
2010-11	5	5	185	34	62	.548	10	13	.769	12	30	42	3	21	1	2	4	6	78	15.6
2011-12	13	13	356	46	99	.465	20	32	.625	22	41	63	7	36	1	11	7	20	112	8.6
TOTALS	18	18	541	80	161	.497	30	45	.667	34	71	105	10	57	2	13	11	26	190	10.6

BRAZDEIKIS, IGNAS Michigan #17 HT: 6-6 WT: 220
 Birthdate: Jan. 8, 1999 Drafted: 2019, 2nd round (47th overall) by Sacramento

	G	GS	MIN	FG	FGA	PCT	FT	FTA	PCT	OFF	DEF	TOT	A	PF	D	ST	TO	BS	PTS	AVG
2020-21	1	0	8	0	3	.000	0	0	--	0	2	2	0	0	0	0	0	0	0	0.0
TOTALS	1	0	8	0	3	.000	0	0	--	0	2	2	0	0	0	0	0	0	0	0.0

3-PT FG: 2020-21, 0-1 (.000)

BREWER, COREY Florida #00 HT: 6-9 WT: 186
 Birthdate: March 5, 1986 Drafted: 2007, 1st round (7th overall) by Minnesota

	G	GS	MIN	FG	FGA	PCT	FT	FTA	PCT	OFF	DEF	TOT	A	PF	D	ST	TO	BS	PTS	AVG
2018-19	7	3	140	20	49	.408	9	13	.692	4	13	17	10	16	0	12	8	2	53	7.6
TOTALS	7	3	140	20	49	.408	9	13	.692	4	13	17	10	16	0	12	8	2	53	7.6

3-PT FG: 2018-19, 4-1 (.286)

BRANSON, JESSE Elon #22 HT: 6-7 WT: 200
 Birthdate: Jan. 7, 1942 Drafted: 1965, 2nd round (9th overall) by 76ers

	G	GS	MIN	FG	FGA	PCT	FT	FTA	PCT	OFF	DEF	TOT	A	PF	D	ST	TO	BS	PTS	AVG
1965-66	5	--	14	1	6	.167	3	4	.750	--	--	9	1	4	0	--	--	--	5	1.0

BRASCO, JAMES New York U. #1 HT: 6-1 WT: 170
 Birthdate: Feb. 3, 1931 Drafted: 1952, by Syracuse

	G	GS	MIN	FG	FGA	PCT	FT	FTA	PCT	OFF	DEF	TOT	A	PF	D	ST	TO	BS	PTS	AVG
1952-53	10	--	111	11	48	.229	11	14	.786	--	--	15	12	18	1	--	--	--	33	3.3

BREZEC, PRIMOZ Slovenia #7 HT: 7-1 WT: 255
 Birthdate: Oct. 2, 1979 Drafted: 2000, 1st round (27th overall) by Indiana

	G	GS	MIN	FG	FGA	PCT	FT	FTA	PCT	OFF	DEF	TOT	A	PF	D	ST	TO	BS	PTS	AVG
2009-10	7	0	36	2	13	.154	1	2	.500	6	6	12	0	9	0	1	0	1	5	0.7



ALL-TIME ROSTER

BRIDGES, BILL **Kansas** **#23** **HT: 6-4 1/2** **WT: 230**
Birthdate: Apr. 4, 1939 **Drafted: 1961, 3rd round (32nd overall) by Chicago**

	G	GS	MIN	FG	FGA	PCT	FT	FTA	PCT	OFF	DEF	TOT	A	PF	D	ST	TO	BS	PTS	AVG
1971-72	64	62	2210	328	645	.509	191	272	.702	—	—	861	158	219	5	—	—	—	847	13.2

BRISTOW, ALLAN **Virginia Tech** **#44** **HT: 6-7** **WT: 220**
Birthdate: Aug. 23, 1951 **Drafted: 1973, 2nd round (21st overall) by 76ers**

	G	GS	MIN	FG	FGA	PCT	FT	FTA	PCT	OFF	DEF	TOT	A	PF	D	ST	TO	BS	PTS	AVG
1973-74	55	0	643	108	270	.400	42	57	.737	68	99	167	92	68	1	29	—	1	258	4.7
1974-75	72	3	1101	163	393	.415	121	153	.791	111	143	254	99	101	0	25	—	2	447	6.2
TOTALS	127	3	1744	271	663	.409	163	210	.776	179	242	421	191	169	1	54	—	3	705	5.6

BROOKS, SCOTT **Cal-Irvine** **#1** **HT: 5-11** **WT: 165**
Birthdate: July 31, 1965 **Drafted: Undrafted**

	G	GS	MIN	FG	FGA	PCT	FT	FTA	PCT	OFF	DEF	TOT	A	PF	D	ST	TO	BS	PTS	AVG
1988-89	82	6	1372	156	371	.420	61	69	.884	19	75	94	306	116	0	69	65	3	428	5.2
1989-90	72	1	975	119	276	.431	50	57	.877	15	49	64	207	105	0	47	38	0	319	4.4
TOTALS	154	7	2347	275	647	.425	111	126	.881	34	124	158	513	221	0	116	103	3	747	4.9

3-PT. FG: 1988-89, 55-123 (.359); 1989-90, 31-79 (.392); TOTALS, 86-232 (.371)

PLAYOFFS

	G	GS	MIN	FG	FGA	PCT	FT	FTA	PCT	OFF	DEF	TOT	A	PF	D	ST	TO	BS	PTS	AVG
1988-89	3	0	21	1	6	.167	2	21.000	0	4	4	5	4	0	0	1	0	5	1.7	
1989-90	9	0	99	6	19	.316	6	9	.667	2	6	8	16	13	0	3	7	0	21	2.3
TOTALS	12	0	120	7	25	.280	8	11	.727	2	10	12	21	17	0	3	8	0	26	2.2

3-PT. FG: 1988-89, 1-2 (.500); 1989-90, 3-7 (.429); TOTALS, 4-9 (.444)

JR. BROWN, CHARLIE **Saint Josephs (PA)** **#16** **HT: 6-6** **WT: 199**
Birthdate: February 7, 1977 **Drafted: Undrafted**

	G	GS	MIN	FG	FGA	PCT	FT	FTA	PCT	OFF	DEF	TOT	A	PF	D	ST	TO	BS	PTS	AVG
2021-22	19	2	162	9	34	.265	9	10	.900	14	17	31	5	16	0	8	5	3	28	1.5

3-PT. FG: 2021-22, 1-9 (.111)

BROWN, DAMONE **Syracuse** **#31** **HT: 6-8** **WT: 202**
Birthdate: June 28, 1979 **Drafted: 2001, 2nd round (37th overall) by 76ers**

	G	GS	MIN	FG	FGA	PCT	FT	FTA	PCT	OFF	DEF	TOT	A	PF	D	ST	TO	BS	PTS	AVG
2001-02	17	0	67	8	21	.381	7	8	.875	2	2	4	2	11	0	1	9	1	23	1.4

3-PT. FG: 2001-02, 0-1 (.000)

BROWN, KEDRICK **Okaaloosa-Walton CC (Fla.)** **#5** **HT: 6-7** **WT: 222**
Birthdate: March 18, 1981 **Drafted: 2001, 1st round (11th overall)**

	G	GS	MIN	FG	FGA	PCT	FT	FTA	PCT	OFF	DEF	TOT	A	PF	D	ST	TO	BS	PTS	AVG
2004-05	8	0	55	2	6	.333	8	10	.800	1	10	11	4	4	0	3	5	1	12	1.5

3-PT. FG: 2004-05, 0-3 (.000)

BROWN, KWAME **Glynn Academy HS (Ga.)** **#54** **HT: 6-11** **WT: 290**
Birthdate: March, 10, 1982 **Drafted: 2001, 1st round (1st overall)**

	G	GS	MIN	FG	FGA	PCT	FT	FTA	PCT	OFF	DEF	TOT	A	PF	D	ST	TO	BS	PTS	AVG
2012-13	22	11	269	17	37	.459	7	19	.368	23	51	74	9	37	0	6	8	10	41	1.9
2013-14	INACTIVE - RIGHT HAMSTRING STRAIN																			

BROWN, LORENZO **North Carolina State** **#7** **HT: 6-5** **WT: 189**
Birthdate: Aug. 26, 1990 **Drafted: 2013, 2nd round (52 overall) by Minnesota**

	G	GS	MIN	FG	FGA	PCT	FT	FTA	PCT	OFF	DEF	TOT	A	PF	D	ST	TO	BS	PTS	AVG
2013-14	26	0	224	26	86	.302	9	13	.692	8	20	28	41	19	0	13	16	3	64	2.5

3-PT. FG: 2013-14, 3-30 (.100)

BROWN, MIKE **George Washington** **#40** **HT: 6-10** **WT: 260**
Birthdate: July 19, 1963 **Drafted: 1985, 3rd round (69th overall) by Chicago**

	G	GS	MIN	FG	FGA	PCT	FT	FTA	PCT	OFF	DEF	TOT	A	PF	D	ST	TO	BS	PTS	AVG
1995-96	9	1	162	9	16	.563	8	17	.471	14	23	37	3	24	1	3	6	2	26	2.9

BRYANT, JOE **La Salle** **#23** **HT: 6-9 1/2** **WT: 200**
Birthdate: Oct. 19, 1954 **Drafted: 1975, 1st round (14th overall) by Golden State**

	G	GS	MIN	FG	FGA	PCT	FT	FTA	PCT	OFF	DEF	TOT	A	PF	D	ST	TO	BS	PTS	AVG
1975-76	75	3	1203	233	552	.422	92	147	.626	97	181	278	61	165	0	44	—	23	558	7.4
1976-77	61	0	612	107	240	.446	53	70	.757	45	72	117	48	84	1	36	—	13	267	4.4
1977-78	81	0	1236	190	436	.436	111	144	.771	103	177	280	129	185	1	56	115	24	491	6.1
1978-79	70	0	1064	205	478	.429	123	170	.724	96	163	259	103	171	1	49	114	9	533	7.6
TOTALS	287	3	4115	735	1706	.431	379	531	.714	341	593	934	341	605	3	185	229	69	1849	6.4

PLAYOFFS

	G	GS	MIN	FG	FGA	PCT	FT	FTA	PCT	OFF	DEF	TOT	A	PF	D	ST	TO	BS	PTS	AVG
1975-76	3	—	43	9	12	.750	5	7	.714	3	10	13	1	11	1	—	1	—	23	7.7
1976-77	10	—	74	12	31	.387	5	8	.625	2	13	15	7	13	0	6	—	2	29	2.9



ALL-TIME ROSTER

1977-78	10	—	122	21	47	.447	8	11	.727	7	18	25	9	22	0	6	5	1	50	5.0
1978-79	7	—	35	10	26	.385	1	2	.500	0	1	4	8	0	1	2	0	21	3.0	
TOTALS	30	—	274	52	116	.448	19	28	.679	12	42	54	21	54	1	14	7	4	123	4.1

BRYANT, MARK			Seton Hall Birthdate: Apr. 25, 1965					#9	HT: 6-9					WT: 250					
								Drafted: 1988, 1st round (21st overall) by San Antonio											
G	GS	MIN	FG	FGA	PCT	FT	FTA	PCT	OFF	DEF	TOT	A	PF	D	ST	TO	BS	PTS	AVG
2002-03	11	0	77	5	17	.294	2	21.000	7	9	16	1	12	0	1	5	1	12	1.1

BUCKNER, GREG			Clemson Birthdate: Sept. 16, 1976					#21	HT: 6-4					WT: 210						
								Drafted: 1998, 2nd round (53rd overall) by Dallas												
G	GS	MIN	FG	FGA	PCT	FT	FTA	PCT	OFF	DEF	TOT	A	PF	D	ST	TO	BS	PTS	AVG	
2002-03	75	5	1514	185	398	.465	65	81	.802	72	144	216	96	203	0	72	62	16	450	6.0
2003-04	53	3	703	66	175	.377	20	27	.741	28	75	103	45	77	0	21	34	4	164	3.1
TOTALS	128	8	2217	251	573	.438	85	108	.787	100	219	319	141	280	0	93	96	20	614	4.8

3-PT. FG: 2002-03, 15-55 (.273); 2003-04, 12-44 (.273); TOTALS, 27-99 (.273)

PLAYOFFS																				
G	GS	MIN	FG	FGA	PCT	FT	FTA	PCT	OFF	DEF	TOT	A	PF	D	ST	TO	BS	PTS	AVG	
2002-03	10	0	112	10	31	.323	4	41.000	3	14	17	3	18	0	1	3	2	26	2.6	

3-PT. FG: 2002-03, 2-9 (.222)

BUFORD, RODNEY			Creighton Birthdate: Nov. 2, 1977					#23	HT: 6-5					WT: 189						
								Drafted: 1999, 2nd round (53rd overall) by Miami												
G	GS	MIN	FG	FGA	PCT	FT	FTA	PCT	OFF	DEF	TOT	A	PF	D	ST	TO	BS	PTS	AVG	
2000-01	47	0	573	104	241	.432	24	29	.828	16	58	74	17	68	0	17	29	6	248	5.3

3-PT. FG: 2000-01, 16-38 (.421)

PLAYOFFS																				
G	GS	MIN	FG	FGA	PCT	FT	FTA	PCT	OFF	DEF	TOT	A	PF	D	ST	TO	BS	PTS	AVG	
2000-01	15	0	72	8	24	.333	2	21.000	5	7	12	3	15	0	4	4	1	21	1.4	

3-PT. FG: 2000-01, 3-6 (.500)

BURKE, TREY			Michigan Birthdate: Nov. 12, 1992					#23	HT: 6-0					WT: 185						
								Drafted: 2013, 1st round (9th overall) by Minnesota												
G	GS	MIN	FG	FGA	PCT	FT	FTA	PCT	OFF	DEF	TOT	A	PF	D	ST	TO	BS	PTS	AVG	
2019-20	25	0	329	59	127	.465	13	18	.722	15	20	35	53	21	0	7	12	1	147	5.9

3-PT. FG: 2019-20, 16-38 (.421)

BURKS, ALEC			Colorado Birthdate: July 20, 1991					#20	HT: 6-6					WT: 214						
								Drafted: 2011, 1st round (12th overall) by Utah												
G	GS	MIN	FG	FGA	PCT	FT	FTA	PCT	OFF	DEF	TOT	A	PF	D	ST	TO	BS	PTS	AVG	
2019-20	18	1	364	77	167	.461	34	41	.829	11	45	56	38	21	-	12	15	0	220	12.2

3-PT. FG: 2019-20, 32-77 (.416)

PLAYOFFS																				
G	GS	MIN	FG	FGA	PCT	FT	FTA	PCT	OFF	DEF	TOT	A	PF	D	ST	TO	BS	PTS	AVG	
2019-20	4	0	95	16	49	.327	7	9	.778	7	8	15	7	7	-	1	3	3	42	10.5

3-PT. FG: 2019-20, 3-16 (.188)

BURTON, WILLIE			Minnesota Birthdate: May 26, 1968					#9	HT: 6-8					WT: 219						
								Drafted: 1990, 1st round (9th overall) by Miami												
G	GS	MIN	FG	FGA	PCT	FT	FTA	PCT	OFF	DEF	TOT	A	PF	D	ST	TO	BS	PTS	AVG	
1994-95	53	31	1564	243	606	.401	220	267	.824	49	115	164	96	167	3	32	122	19	812	15.3

3-PT. FG: 1994-95, 106-275 (.385)

BUTLER, JIMMY			Marquette Birthdate: Sept. 14, 1989					#23	HT: 6-8					WT: 232						
								Drafted: 2011, 1st round (30th overall) by Chicago												
G	GS	MIN	FG	FGA	PCT	FT	FTA	PCT	OFF	DEF	TOT	A	PF	D	ST	TO	BS	PTS	AVG	
2018-19	55	55	1824	344	747	.461	264	304	.868	105	185	290	220	93	0	99	81	29	1002	18.2
TOTALS	55	55	1824	344	747	.461	264	304	.868	105	185	290	220	93	0	99	81	29	1002	18.2

3-PT. FG: 2018-19, 50-148 (.338)

PLAYOFFS																				
G	GS	MIN	FG	FGA	PCT	FT	FTA	PCT	OFF	DEF	TOT	A	PF	D	ST	TO	BS	PTS	AVG	
2018-19	12	12	421	79	175	.451	63	72	.875	22	51	73	62	20	0	17	22	7	233	19.4
TOTALS	12	12	421	79	175	.451	63	72	.875	22	51	73	62	20	0	17	22	7	233	19.4

3-PT. FG: 2018-19, 12-45 (.267)

BYNUM, ANDREW			St. Joseph HS (NJ) Birthdate: October 27, 1987					#33	HT: 7-0					WT: 285						
								Drafted: 2005, 1st round (10th overall) by L.A. Lakers												
G	GS	MIN	FG	FGA	PCT	FT	FTA	PCT	OFF	DEF	TOT	A	PF	D	ST	TO	BS	PTS	AVG	
2012-13																				

INACTIVE - BILATERAL BONE BRUISES/BILATERAL ARTHROSCOPIC KNEE SURGERY



ALL-TIME ROSTER

3-PT. FG: 2001-02, 4-13 (.308); 2002-03, 4-10 (.400); TOTALS, 8-23 (.348)

COLLINS, DOUG			Illinois State				#20					HT: 6-6				WT: 180				
			Birthdate: July 28, 1951				Drafted: 1973, 1st round (1st overall) by 76ers													
G	GS	MIN	FG	FGA	PCT	FT	FTA	PCT	OFF	DEF	TOT	A	PF	D	ST	TO	BS	PTS	AVG	
1973-74	25	0	436	72	.194	.371	55	72	.764	7	39	46	40	65	1	13	—	2	199	8.0
1974-75	81	76	2820	561	.198	.488	331	392	.844	104	211	315	213	291	6	108	—	17	1453	17.9
1975-76	77	77	2995	614	.196	.513	372	445	.836	126	181	307	191	249	2	110	—	24	1600	20.8
1976-77	58	47	2037	426	.823	.518	210	250	.840	64	131	195	271	174	2	70	—	15	1062	18.3
1977-78	79	77	2770	643	.123	.526	267	329	.812	87	143	230	320	228	2	128	250	25	1553	19.7
1978-79	47	44	1595	358	.717	.499	201	247	.814	36	87	123	191	139	1	52	131	20	917	19.5
1979-80	36	17	963	191	.410	.466	113	124	.911	29	65	94	100	76	0	30	82	7	495	13.8
1980-81	12	12	329	62	.126	.492	24	29	.828	6	23	29	42	23	0	7	22	4	148	12.3
TOTALS	415	350	13945	2927	.5839	.501	1573	1888	.833	459	880	1339	1368	1245	14	518	485	114	7427	17.9

PLAYOFFS

G	GS	MIN	FG	FGA	PCT	FT	FTA	PCT	OFF	DEF	TOT	A	PF	D	ST	TO	BS	PTS	AVG	
1975-76	3	—	117	23	.53	.434	12	14	.857	13	8	21	10	3	—	—	1	58	19.3	
1976-77	19	—	759	177	.318	.557	71	96	.740	30	49	79	74	57	0	28	—	3	425	22.4
1977-78	10	—	342	82	.165	.497	40	49	.816	8	23	31	27	29	0	3	23	0	204	20.4
TOTALS	32	—	1218	282	.536	.526	123	159	.774	51	80	131	111	95	0	34	23	4	687	21.5

ALL-STAR GAME

G	GS	MIN	FG	FGA	PCT	FT	FTA	PCT	OFF	DEF	TOT	A	PF	D	ST	TO	BS	PTS	AVG	
1976	1	0	20	5	.10	.500	2	2	1.000	2	4	6	3	3	0	3	—	0	12	—
1977	1	1	21	3	6	.500	2	2	1.000	1	1	2	6	2	0	1	—	0	8	—
1978	1	0	27	3	8	.375	8	11	.727	4	1	5	8	3	0	2	—	0	14	—
1979	Selected but did not play due to injury																			
TOTALS	3	1	68	11	24	.458	12	15	.800	7	6	13	17	8	0	6	—	0	34	11.3

COLTER, STEVE			New Mexico State				#14					HT: 6-3				WT: 175				
			Birthdate: July 24, 1962				Drafted: 1984, 2nd round (33rd overall) by Portland													
G	GS	MIN	FG	FGA	PCT	FT	FTA	PCT	OFF	DEF	TOT	A	PF	D	ST	TO	BS	PTS	AVG	
1986-87	43	13	849	120	.255	.471	49	68	.721	14	52	66	116	61	0	37	38	6	293	6.8
1987-88	12	0	152	15	.40	.375	7	9	.778	7	11	18	26	20	0	6	11	0	37	3.1
TOTALS	55	13	1001	135	.295	.458	56	77	.727	21	63	84	142	81	0	43	49	6	330	6.0

PLAYOFFS

G	GS	MIN	FG	FGA	PCT	FT	FTA	PCT	OFF	DEF	TOT	A	PF	D	ST	TO	BS	PTS	AVG	
1986-87	—	2	8	1	2	.500	0	0	—	0	0	0	2	1	0	0	0	0	2	1.0

CONLIN, ED			Fordham				#14					HT: 6-6				WT: 200				
			Birthdate: Sept. 2, 1933				Drafted: 1955, by Syracuse													
G	GS	MIN	FG	FGA	PCT	FT	FTA	PCT	OFF	DEF	TOT	A	PF	D	ST	TO	BS	PTS	AVG	
1955-56	66	—	1423	211	.574	.368	121	178	.680	—	—	326	145	121	1	—	—	—	543	8.2
1956-57	71	—	2250	335	.896	.374	283	368	.769	—	—	430	205	170	0	—	—	—	953	13.4
1957-58	60	—	1871	343	.877	.391	215	270	.796	—	—	436	133	168	2	—	—	—	901	15.0
1958-59*	72	—	1955	329	.891	.369	197	274	.719	—	—	394	132	188	6	—	—	—	855	11.9
TOTALS	269	—	7499	1218	.3238	.376	816	1090	.749	—	—	1586	615	647	9	—	—	—	3252	12.1

PLAYOFFS

G	GS	MIN	FG	FGA	PCT	FT	FTA	PCT	OFF	DEF	TOT	A	PF	D	ST	TO	BS	PTS	AVG	
1955-56	8	—	197	31	.85	.365	22	38	.579	—	—	47	9	14	0	—	—	—	84	10.5
1956-57	5	—	164	28	.71	.394	21	27	.778	—	—	17	15	11	0	—	—	—	77	15.4
1957-58	3	—	113	14	.45	.311	5	7	.714	—	—	21	4	10	0	—	—	—	33	11.0
TOTALS	16	—	474	73	.201	.363	48	72	.667	—	—	85	28	35	0	—	—	—	194	12.1

COPELAND, LANARD			Georgia State				#7					HT: 6-6				WT: 210				
			Birthdate: July 16, 1965				Drafted: Undrafted													
G	GS	MIN	FG	FGA	PCT	FT	FTA	PCT	OFF	DEF	TOT	A	PF	D	ST	TO	BS	PTS	AVG	
1989-90	23	0	110	31	.68	.456	11	14	.786	4	6	10	9	12	0	1	19	1	74	3.2
3-PT. FG: 1990-91, 1-5 (.200)																				

PLAYOFFS

G	GS	MIN	FG	FGA	PCT	FT	FTA	PCT	OFF	DEF	TOT	A	PF	D	ST	TO	BS	PTS	AVG	
1990-91	—	4	9	2	6	.333	0	0	—	0	1	1	0	1	0	0	1	0	4	1.0

CORLEY, RAY			Notre Dame; Georgetown				#7					HT: 6-0				WT: 180				
			Birthdate: Jan. 1, 1928				Drafted: N/A													
G	GS	MIN	FG	FGA	PCT	FT	FTA	PCT	OFF	DEF	TOT	A	PF	D	ST	TO	BS	PTS	AVG	
1949-50	60	—	—	117	370	.316	75	122	.615	—	—	—	109	81	—	—	—	—	309	5.2

PLAYOFFS

G	GS	MIN	FG	FGA	PCT	FT	FTA	PCT	OFF	DEF	TOT	A	PF	D	ST	TO	BS	PTS	AVG	
1949-50	6	—	—	6	36	.167	5	11	.455	—	—	—	10	5	—	—	—	—	17	2.8



ALL-TIME ROSTER

COSTELLO, LARRY

Niagara
Birthdate: July 2, 1931

#21
Drafted: 1954, by Philadelphia (Warriors)

	G	GS	MIN	FG	FGA	PCT	FT	FTA	PCT	OFF	DEF	TOT	A	PF	D	ST	TO	BS	PTS	AVG
1957-58	72	—	2746	378	888	.426	320	378	.847	—	—	378	317	246	3	—	—	—	1076	14.9
1958-59	70	—	2750	414	948	.437	280	349	.802	—	—	365	379	263	7	—	—	—	1108	15.8
1959-60	71	—	2469	372	822	.453	249	289	.862	—	—	388	449	234	4	—	—	—	993	14.0
1960-61	75	—	2167	407	844	.482	270	338	.799	—	—	292	413	286	9	—	—	—	1084	14.5
1961-62	63	—	1854	310	726	.427	247	295	.837	—	—	245	359	220	5	—	—	—	867	13.8
1962-63	78	—	2066	285	660	.432	288	327	.881	—	—	237	334	263	4	—	—	—	858	11.0
1963-64	45	—	1137	191	408	.476	147	170	.865	—	—	105	167	150	3	—	—	—	529	11.8
1964-65	64	—	1967	309	695	.445	243	277	.877	—	—	169	275	242	10	—	—	—	861	13.5
1965-66	49	—	976	130	293	.444	120	133	.902	—	—	103	140	141	2	—	—	—	380	7.8
1966-67	28	—	492	67	148	.453	67	81	.827	—	—	51	68	62	0	—	—	—	201	7.2
TOTALS	615	—	18624	2863	6432	.445	2231	2637	.846	—	—	2333	2901	2107	47	—	—	—	7957	12.9

PLAYOFFS

	G	GS	MIN	FG	FGA	PCT	FT	FTA	PCT	OFF	DEF	TOT	A	PF	D	ST	TO	BS	PTS	AVG
1957-58	3	—	134	10	34	.294	14	14	1.000	—	—	25	12	6	0	—	—	—	34	11.3
1958-59	9	—	361	54	121	.446	51	61	.836	—	—	53	54	40	2	—	—	—	159	17.7
1959-60	3	—	122	20	47	.426	10	12	.833	—	—	14	20	15	1	—	—	—	50	16.7
1960-61	8	—	269	42	103	.408	47	55	.855	—	—	35	52	39	3	—	—	—	131	16.4
1961-62	5	—	167	22	51	.431	29	33	.879	—	—	16	28	21	0	—	—	—	73	14.6
1962-63	5	—	134	16	37	.432	19	23	.826	—	—	4	23	27	2	—	—	—	51	10.2
1963-64	5	—	36	3	14	.214	10	10	1.000	—	—	3	4	14	1	—	—	—	16	3.2
1964-65	10	—	207	22	53	.415	11	16	.688	—	—	12	20	43	2	—	—	—	55	5.5
1966-67	2	—	25	6	8	.750	5	5	1.000	—	—	4	3	2	0	—	—	—	17	8.5
TOTALS	50	—	1455	195	468	.417	196	229	.856	—	—	166	216	207	11	—	—	—	586	11.7

ALL-STAR GAME

	G	GS	MIN	FG	FGA	PCT	FT	FTA	PCT	OFF	DEF	TOT	A	PF	D	ST	TO	BS	PTS	AVG	
1958	1	0	17	0	6	.000	1	11	0.000	—	—	1	4	—	—	—	—	—	—	1	
1959	1	0	18	3	8	.375	1	11	0.000	—	—	3	3	—	—	—	—	—	—	7	
1960	1	0	20	5	9	.556	0	0	---	—	—	4	2	—	—	—	—	—	—	10	
1961	1	0	5	1	2	.500	0	0	---	—	—	0	0	—	—	—	—	—	—	2	
1962										Selected but did not play due to injury											
1965	1	0	11	2	7	.286	0	0	---	—	—	0	0	—	—	—	—	—	—	4	
TOTALS	5	0	71	11	32	.344	2	21	0.000	—	—	8	9	—	—	—	—	—	—	24	4.8

COUNTS, MEL

Oregon State
Birthdate: Oct. 16, 1941

#31
Drafted: 1964, 1st round (9th overall) by Boston

	G	GS	MIN	FG	FGA	PCT	FT	FTA	PCT	OFF	DEF	TOT	A	PF	D	ST	TO	BS	PTS	AVG
1972-73	7	0	47	5	16	.313	0	0	---	—	—	16	3	8	0	—	—	—	10	1.4

COURTIN, STEVE

St. Joseph's
Birthdate: Sept. 21, 1942

#23
Drafted: 1964, 3rd round (24th overall) by Cincinnati

	G	GS	MIN	FG	FGA	PCT	FT	FTA	PCT	OFF	DEF	TOT	A	PF	D	ST	TO	BS	PTS	AVG
1964-65	24	—	317	42	103	.408	17	21	.810	—	—	22	22	44	0	—	—	—	101	4.2

COURTNEY, JOE

Southern Mississippi
Birthdate: Oct. 17, 1969

#21
Drafted: Undrafted

	G	GS	MIN	FG	FGA	PCT	FT	FTA	PCT	OFF	DEF	TOT	A	PF	D	ST	TO	BS	PTS	AVG
1996-97	4	0	52	6	14	.429	0	0	---	5	4	9	0	8	1	0	1	0	12	3.0

COVINGTON, ROBERT

Tennessee State
Birthdate: 12/14/1990

#33
Drafted: Undrafted

	G	GS	MIN	FG	FGA	PCT	FT	FTA	PCT	OFF	DEF	TOT	A	PF	D	ST	TO	BS	PTS	AVG
2014-15	70	49	1956	299	756	.396	178	217	.820	65	251	316	105	189	1	97	128	31	943	13.5
2015-16	67	49	1903	274	712	.385	140	177	.791	65	354	419	97	232	4	105	143	40	858	12.8
2016-17	67	67	2119	292	732	.399	143	174	.822	92	344	436	102	203	2	127	131	69	864	12.9
2017-18	80	80	2531	345	836	.413	116	136	.853	55	378	433	156	238	1	137	126	72	1009	12.6
2018-19	13	13	440	50	117	.427	17	23	.739	7	60	67	14	45	0	24	22	23	147	11.3
TOTALS	297	258	8950	1260	3153	.400	594	727	.817	284	1387	1671	474	907	8	490	550	235	3821	12.9

3-PT FG: 2014-15, 167-446 (.374); 2015-16, 170-482 (.353); 2016-17, 137-412 (.333); 2017-18, 203-550 (.369); 2018-19, 30-77 (.390); TOTALS, 766-2126 (.360)

PLAYOFFS

	G	GS	MIN	FG	FGA	PCT	FT	FTA	PCT	OFF	DEF	TOT	A	PF	D	ST	TO	BS	PTS	AVG
2017-18	10	8	281	27	83	0.325	12	16	.750	12	41	53	25	30	0	11	11	9	81	8.1
3-PT FG: 2017-18, 15-48 (.313)																				

CRAWFORD, FRED

St. Bonaventure
Birthdate: Dec. 23, 1941

#11
Drafted: 1964, 4th round (26th overall) by New York

	G	GS	MIN	FG	FGA	PCT	FT	FTA	PCT	OFF	DEF	TOT	A	PF	D	ST	TO	BS	PTS	AVG
1970-71	36	1	449	74	175	.423	32	72	.444	—	—	69	54	59	0	—	—	—	180	5.0



ALL-TIME ROSTER

CUMMINGS, TERRY

DePaul #34 HT: 6-9 WT: 250
Birthdate: Mar. 16, 1961 **Drafted: 1982, 1st round (2nd overall) by San Diego**

	G	GS	MIN	FG	FGA	PCT	FT	FTA	PCT	OFF	DEF	TOT	A	PF	D	ST	TO	BS	PTS	AVG
1997-98	44	2	656	97	212	.458	39	58	.672	55	93	148	21	102	1	22	17	5	233	5.3

CUMMINGS, VONTEEGO

Pittsburgh #5 HT: 6-3 WT: 190
Birthdate: Feb. 29, 1976 **Drafted: 1999, 1st round (26th overall) by Indiana**

	G	GS	MIN	FG	FGA	PCT	FT	FTA	PCT	OFF	DEF	TOT	A	PF	D	ST	TO	BS	PTS	AVG
2001-02	58	1	501	78	187	.417	24	32	.750	14	38	52	60	53	0	18	36	5	192	3.3

3-PT. FG: 2001-02, 12-46 (.261)

PLAYOFFS

	G	GS	MIN	FG	FGA	PCT	FT	FTA	PCT	OFF	DEF	TOT	A	PF	D	ST	TO	BS	PTS	AVG
2001-02	1	0	1	0	0	.000	0	0	---	0	0	0	0	0	0	0	0	0	0	0.0

CUNNINGHAM, BILLY

North Carolina #32 HT: 6-6 WT: 220
Birthdate: June 3, 1943 **Drafted: 1965, 1st round (4th overall) by 76ers**

	G	GS	MIN	FG	FGA	PCT	FT	FTA	PCT	OFF	DEF	TOT	A	PF	D	ST	TO	BS	PTS	AVG
1965-66	80	—	2134	431	1011	.426	281	443	.634	—	—	599	207	301	12	—	—	—	1143	14.3
1966-67	81	—	2168	556	1211	.459	383	558	.686	—	—	589	205	260	2	—	—	—	1495	18.5
1967-68	74	—	2076	516	1178	.438	368	509	.723	—	—	562	187	260	3	—	—	—	1400	18.9
1968-69	82	—	3345	739	1736	.426	556	754	.737	—	—	1050	287	329	10	—	—	—	2034	24.8
1969-70	81	—	3194	802	1710	.469	510	700	.729	—	—	1101	352	331	15	—	—	—	2114	26.1
1970-71	81	80	3090	702	1519	.462	455	620	.734	—	—	946	395	328	5	—	—	—	1859	23.0
1971-72	75	75	2900	658	1428	.461	428	601	.712	—	—	918	443	295	12	—	—	—	1744	23.3
1974-75	80	73	2859	609	1423	.428	345	444	.777	130	596	726	442	270	4	91	—	35	1563	19.5
1975-76	20	20	640	103	251	.410	68	88	.773	29	118	147	107	57	1	24	—	10	274	13.7
TOTALS	654	248	22406	5116	11467	.446	3394	4717	.720	159	714	6638	2625	2431	64	115	—	45	13626	20.8

PLAYOFFS

	G	GS	MIN	FG	FGA	PCT	FT	FTA	PCT	OFF	DEF	TOT	A	PF	D	ST	TO	BS	PTS	AVG
1965-66	4	—	69	5	31	.161	11	13	.846	—	—	18	10	11	0	—	—	—	21	5.3
1966-67	15	—	339	83	221	.376	59	90	.656	—	—	93	33	53	1	—	—	—	225	15.0
1967-68	3	—	86	24	43	.558	14	17	.824	—	—	22	10	16	1	—	—	—	62	20.7
1968-69	5	—	217	49	117	.419	24	38	.632	—	—	63	12	24	1	—	—	—	122	24.4
1969-70	5	—	205	61	123	.496	24	36	.667	—	—	52	20	19	0	—	—	—	146	29.2
1970-71	7	—	301	67	142	.472	47	67	.701	—	—	108	40	28	0	—	—	—	181	25.9
TOTALS	39	—	1217	289	677	.427	179	261	.686	—	—	356	125	151	3	—	—	—	757	19.4

ALL-STAR GAME

	G	GS	MIN	FG	FGA	PCT	FT	FTA	PCT	OFF	DEF	TOT	A	PF	D	ST	TO	BS	PTS	AVG
1969	1	0	22	5	10	.500	0	0	---	—	—	5	1	3	0	—	—	—	10	—
1970	1	1	28	7	13	.538	5	5	1.000	—	—	4	2	3	0	—	—	—	19	—
1971	1	1	19	2	8	.250	1	2	.500	—	—	4	3	1	0	—	—	—	5	—
1972	1	1	24	4	13	.308	6	8	.750	—	—	10	3	4	0	—	—	—	14	—

CUNNINGHAM, WILLIAM

Temple #50 HT: 6-11 WT: 250
Birthdate: Mar. 25, 1974 **Drafted: Undrafted**

	G	GS	MIN	FG	FGA	PCT	FT	FTA	PCT	OFF	DEF	TOT	A	PF	D	ST	TO	BS	PTS	AVG
1997-98	1	0	1	0	0	---	0	0	---	0	2	2	0	0	0	0	0	0	0	0.0

CURETON, EARL

Detroit #25 HT: 6-9 WT: 210
Birthdate: Sept. 3, 1957 **Drafted: 1979, 3rd round (58th overall) by 76ers**

	G	GS	MIN	FG	FGA	PCT	FT	FTA	PCT	OFF	DEF	TOT	A	PF	D	ST	TO	BS	PTS	AVG
1980-81	52	6	528	93	205	.454	33	64	.516	51	104	155	25	68	0	20	29	23	219	4.2
1981-82	66	8	956	149	306	.487	51	94	.543	90	180	270	32	142	0	31	44	27	349	5.3
1982-83	73	3	987	108	258	.419	33	67	.493	84	185	269	43	144	1	37	76	24	249	3.4
TOTALS	191	17	2471	350	769	.455	117	225	.520	225	469	694	100	354	1	88	149	74	817	4.3

3-PT. FG: 1980-81, 0-1 (.000); 1981-82, 0-2 (.000); TOTALS, 0-3 (.000)

PLAYOFFS

	G	GS	MIN	FG	FGA	PCT	FT	FTA	PCT	OFF	DEF	TOT	A	PF	D	ST	TO	BS	PTS	AVG
1980-81	9	—	36	6	18	.333	0	2	.000	1	8	9	2	3	0	1	—	2	12	1.3
1981-82	12	—	75	13	41	.317	6	9	.667	12	14	26	2	12	0	1	—	1	32	2.7
1982-83	5	—	25	1	4	.250	0	0	---	0	5	5	1	5	0	2	—	0	2	0.4
TOTALS	26	—	136	20	63	.317	6	11	.545	13	27	40	5	20	0	4	—	3	46	1.8

3-PT. FG: 1981-82, 0-1 (.000)

CURRY, MICHAEL

Georgia Southern #20 HT: 6-5 WT: 220
Birthdate: Aug. 12, 1968 **Drafted: Undrafted**

	G	GS	MIN	FG	FGA	PCT	FT	FTA	PCT	OFF	DEF	TOT	A	PF	D	ST	TO	BS	PTS	AVG
1993-94	10	0	43	3	14	.214	3	4	.750	0	1	1	1	6	0	1	3	0	9	0.9

3-PT. FG: 1993-94, 0-2 (.000)



ALL-TIME ROSTER

CURRY, SETH
Duke
 Birthdate: Aug. 23, 1990

#31
 Drafted: Undrafted

HT: 6-1
WT: 192

	G	GS	MIN	FG	FGA	PCT	FT	FTA	PCT	OFF	DEF	TOT	A	PF	D	ST	TO	BS	PTS	AVG
2020-21	57	57	1638	258	552	.467	69	77	.896	10	126	136	155	96	0	44	65	8	711	12.5
2021-22	45	45	1566	256	528	.485	64	73	.877	17	134	151	181	96	0	36	84	11	676	15.0
TOTALS	102	102	3204	514	1080	.476	133	150	.887	27	260	287	336	197	0	80	149	19	1387	13.6

3-PT. FG: TOTALS, 226-530 (.426)

PLAYOFFS

	G	GS	MIN	FG	FGA	PCT	FT	FTA	PCT	OFF	DEF	TOT	A	PF	D	ST	TO	BS	PTS	AVG
2020-21	12	12	381	85	147	.578	15	19	.789	4	24	28	28	33	0	9	10	3	226	18.8
TOTALS	12	12	381	85	147	.578	15	19	.789	4	24	28	28	33	0	9	10	3	226	18.8

3-PT. FG: 2020-21, 41-81 (.506)

DALEMBERT, SAMUEL
Seton Hall
 Birthdate: May 10, 1981

#1
 Drafted: 2001, 1st Round (26th overall) by 76ers

HT: 6-11
WT: 250

	G	GS	MIN	FG	FGA	PCT	FT	FTA	PCT	OFF	DEF	TOT	A	PF	D	ST	TO	BS	PTS	AVG
2001-02	34	0	177	22	50	.440	7	18	.389	25	43	68	5	30	0	6	14	13	51	1.5
2002-03										Injured List - left knee surgery										
2003-04	82	53	2197	270	499	.541	112	174	.644	194	432	626	21	273	4	44	86	189	652	8.0
2004-05	72	60	1785	250	477	.524	89	148	.601	187	355	542	35	241	4	46	114	121	589	8.2
2005-06	66	52	1761	196	369	.531	93	132	.705	159	382	541	25	244	9	34	107	160	485	7.3
2006-07	82	82	2535	356	658	.541	167	224	.746	239	494	733	64	287	9	47	161	159	879	10.7
2007-08	82	82	2724	339	661	.513	186	263	.707	304	545	849	45	269	3	40	155	192	864	10.5
2008-09	82	82	2036	216	434	.498	91	124	.734	214	487	701	18	248	2	33	117	146	523	6.4
2009-10	82	80	2124	285	523	.545	97	133	.729	239	545	784	64	252	5	42	123	151	667	8.1
TOTALS	582	491	15342	1934	3671	5.07	842	1216	.692	1561	3283	4844	277	1844	36	292	877	1131	4710	8.1

3-PT. FG: 2003-04, 0-1 (.000); 2004-05, 0-0 (---); 2005-06, 0-1 (.000); 2006-07, 0-2 (.000); 2007-08, 0-1 (.000); 2008-09, 0-2 (.000); TOTALS, 0-7 (.000)

PLAYOFFS

	G	GS	MIN	FG	FGA	PCT	FT	FTA	PCT	OFF	DEF	TOT	A	PF	D	ST	TO	BS	PTS	AVG
2004-05	5	5	192	26	47	.553	6	15	.400	18	46	64	2	19	0	2	9	7	58	11.6
2007-08	6	6	193	16	45	.422	16	19	.842	20	37	57	3	17	0	2	10	10	54	9.0
2008-09	6	6	133	16	26	.615	3	4	.750	10	37	47	3	24	0	2	6	9	35	5.8
TOTALS	17	17	518	61	118	.517	25	38	.658	48	120	168	8	60	0	6	25	26	147	8.6

DANIELS, ANTONIO
BOWLING GREEN
 Birthdate: Mar. 19, 1975

#22
 Drafted: 1997, 1st round (4th overall) by Vancouver

HT: 6-4
WT: 205

	G	GS	MIN	FG	FGA	PCT	FT	FTA	PCT	OFF	DEF	TOT	A	PF	D	ST	TO	BS	PTS	AVG
2010-11	4	0	35	2	5	.400	2	2	1.000	0	5	5	2	0	0	0	1	0	6	1.5

3-PT. FG: 2010-11, 0-2 (.00)

PLAYOFFS

	G	GS	MIN	FG	FGA	PCT	FT	FTA	PCT	OFF	DEF	TOT	A	PF	D	ST	TO	BS	PTS	AVG
2011	5	0	38	3	7	.429	1	2	.500	2	8	10	0	5	0	0	1	3	7	1.4

DANIELS, LLOYD
Jackson H.S., Queens, NY
 Birthdate: Sept. 4, 1967

#44
 Drafted: Undrafted

HT: 6-7
WT: 205

	G	GS	MIN	FG	FGA	PCT	FT	FTA	PCT	OFF	DEF	TOT	A	PF	D	ST	TO	BS	PTS	AVG
1994-95	5	0	63	9	27	.333	2	2	1.000	2	5	7	4	8	0	2	8	0	23	4.6

3-PT. FG: 1994-95, 3-14 (.214)

DAVIES, BRANDON
Brigham Young
 Birthdate: July 25, 1991

#20
 Drafted: N/A

HT: 6-10
WT: 240

	G	GS	MIN	FG	FGA	PCT	FT	FTA	PCT	OFF	DEF	TOT	A	PF	D	ST	TO	BS	PTS	AVG
2013-14	51	0	575	54	128	.422	34	53	.642	38	71	109	28	92	1	24	35	8	144	2.8
2014-15	20	6	379	49	119	.412	21	33	.636	35	38	73	28	54	1	17	25	4	126	6.3
TOTALS	71	6	954	103	247	.417	55	86	.640	73	109	182	56	146	2	41	60	12	270	3.8

3-PT. FG: 2013-14, 2-10 (.200); 2014-15, 7-30 (.233); Totals, 9-40 (.225)

DAVIS, JOSH
Wyoming
 Birthdate: Aug. 18, 1980

#23
 Drafted: Undrafted

HT: 6-8
WT: 235

	G	GS	MIN	FG	FGA	PCT	FT	FTA	PCT	OFF	DEF	TOT	A	PF	D	ST	TO	BS	PTS	AVG
2004-05	42	5	328	42	111	.378	14	17	.824	29	50	79	12	45	0	8	15	4	117	2.8

3-PT. FG: 2004-05, 19-53 (.358)

PLAYOFFS

	G	GS	MIN	FG	FGA	PCT	FT	FTA	PCT	OFF	DEF	TOT	A	PF	D	ST	TO	BS	PTS	AVG
2004-05	2	0	4	0	1	.000	0	0	---	0	1	1	0	1	0	0	0	0	0	0.0

3-PT. FG: 2004-05, 0-1 (.000)

DAVIS, MARK
Texas Tech
 Birthdate: Apr. 26, 1973

#7
 Drafted: 1995, 2nd round (48th overall) by Minnesota

HT: 6-7
WT: 210

	G	GS	MIN	FG	FGA	PCT	FT	FTA	PCT	OFF	DEF	TOT	A	PF	D	ST	TO	BS	PTS	AVG
1996-97	75	17	1705	251	555	.469	113	168	.673	138	185	323	135	230	7	85	118	31	639	8.5



ALL-TIME ROSTER

1997-98 71 12 906 109 244 .447 64 101 .634 64 94 158 73 95 1 49 91 18 282 4.0
TOTALS 146 29 2611 360 779 .462 177 269 .658 202 279 481 208 325 8 134 209 49 921 6.3
 3-PT. FG: 1996-97, 24-93 (.258); 1997-98, 0-6 (.000); TOTALS, 24-99 (.242)

DAVIS, MONTI

Tennessee State
Birthdate: July 26, 1958

#44
HT: 6-7
WT: 205
Drafted: 1980, 1st round (21st overall) by 76ers

	G	GS	MIN	FG	FGA	PCT	FT	FTA	PCT	OFF	DEF	TOT	A	PF	D	ST	TO	BS	PTS	AVG
1980-81	1	0	2	1	11.000		0	0	---	0	1	1	0	0	0	0	0	0	2	2.0

DAWKINS, DARRYL

Evans H.S., Orlando, FL
Birthdate: Jan. 11, 1957

#53
HT: 6-11
WT: 252
Drafted: 1975, 1st round (5th overall) by 76ers

	G	GS	MIN	FG	FGA	PCT	FT	FTA	PCT	OFF	DEF	TOT	A	PF	D	ST	TO	BS	PTS	AVG
1975-76	37	1	165	41	82	.500	8	24	.333	15	34	49	3	40	1	2	—	9	90	2.4
1976-77	59	0	684	135	215	.628	40	79	.506	59	171	230	24	129	1	12	—	49	310	5.3
1977-78	70	11	1722	332	577	.575	156	220	.709	117	438	555	85	268	5	34	123	125	820	11.7
1978-79	78	12	2035	430	831	.517	158	235	.672	123	508	631	128	295	5	32	197	143	1018	13.1
1979-80	80	80	2541	494	946	.522	190	291	.653	197	496	693	149	328	8	49	230	142	1178	14.7
1980-81	76	76	2088	423	697	.607	219	304	.720	106	439	545	109	316	9	38	220	112	1065	14.0
1981-82	48	36	1124	207	367	.564	114	164	.695	68	237	305	55	193	5	19	96	55	528	11.0
TOTALS 448	216	10359	2062	3715	.555	885	1317	.672	685	2323	3008	553	1569	34	186	866	635	5009	11.2	

PLAYOFFS

	G	GS	MIN	FG	FGA	PCT	FT	FTA	PCT	OFF	DEF	TOT	A	PF	D	ST	TO	BS	PTS	AVG
1976-77	18	—	331	50	95	.526	31	47	.660	9	89	98	17	46	1	8	—	18	131	7.3
1977-78	10	—	180	27	53	.509	9	17	.529	6	51	57	10	34	1	3	14	15	63	6.3
1978-79	9	—	255	56	106	.528	32	47	.681	21	61	82	12	42	1	2	17	16	144	16.0
1979-80	18	—	607	126	238	.529	60	93	.645	44	93	137	33	75	2	13	46	42	312	17.3
1980-81	16	16	421	86	153	.562	49	68	.721	28	70	98	14	71	2	3	36	16	221	13.8
1981-82	21	9	460	99	178	.556	33	50	.660	23	75	98	11	94	4	7	38	35	231	11.0
TOTALS 92	25	2254	444	878	.539	214	322	.665	131	439	570	97	362	11	36	151	142	1102	12.0	

DAWKINS, JOHNNY

Duke
Birthdate: Sept. 28, 1963

#12
HT: 6-2
WT: 170
Drafted: 1986, 1st round (10th overall) by San Antonio

	G	GS	MIN	FG	FGA	PCT	FT	FTA	PCT	OFF	DEF	TOT	A	PF	D	ST	TO	BS	PTS	AVG
1989-90	81	81	2865	465	950	.489	210	244	.861	48	199	247	601	159	1	121	214	9	1162	14.3
1990-91	4	4	124	26	41	.634	10	11	.909	0	16	16	28	4	0	3	8	0	63	15.8
1991-92	82	82	2815	394	902	.437	164	186	.882	42	185	227	567	158	0	89	183	5	988	12.0
1992-93	74	10	1598	258	590	.437	113	142	.796	33	103	136	339	91	0	80	121	4	655	8.9
1993-94	72	12	1343	177	423	.418	84	100	.840	28	95	123	263	74	0	63	111	5	475	6.6
TOTALS 313	189	8745	1320	2906	.454	581	683	.851	151	598	749	1798	486	1	356	637	23	3343	10.7	

3-PT. FG: 1989-90, 22-66 (.333); 1990-91, 1-4 (.250); 1991-92, 36-101 (.356); 1992-93, 26-84 (.542); 1993-94, 37-105 (.352); TOTALS, 122-360 (.339)

PLAYOFFS

	G	GS	MIN	FG	FGA	PCT	FT	FTA	PCT	OFF	DEF	TOT	A	PF	D	ST	TO	BS	PTS	AVG
1989-90	10	10	386	53	115	.461	36	43	.837	5	17	22	93	22	0	17	29	2	142	14.2

3-PT. FG: 1989-90, 0-7 (.000)

DEDMON, DEWAYNE

USC
Birthdate: Aug. 12, 1989

#30, #14
HT: 7-0
WT: 255
Drafted: Undrafted

	G	GS	MIN	FG	FGA	PCT	FT	FTA	PCT	OFF	DEF	TOT	A	PF	D	ST	TO	BS	PTS	AVG
2022-23	8	1	76	13	22	.591	1	5	.200	6	19	25	10	14	0	2	6	5	28	3.5
TOTALS 19	2	1	226	28	51	.549	8	18	.444	17	57	74	13	42	1	2	15	14	65	3.4

3-PT. FG: 2022-23, 1-2 (.500); TOTALS, 1-2 (.500)

PLAYOFFS

	G	GS	MIN	FG	FGA	PCT	FT	FTA	PCT	OFF	DEF	TOT	A	PF	D	ST	TO	BS	PTS	AVG
2022-23	1	0	5	0	1	.000	0	0	—	0	1	1	0	1	0	0	1	0	0	0.0

3-PT. FG: 2022-23, 0-1 (.000)

DEMPSEY, GEORGE

Kings College (Del.)
Birthdate: July 19, 1929

#30, #14
HT: 6-3
WT: 190
Drafted: N/A

	G	GS	MIN	FG	FGA	PCT	FT	FTA	PCT	OFF	DEF	TOT	A	PF	D	ST	TO	BS	PTS	AVG
1958-59*	57	—	694	92	215	.428	81	106	.764	—	—	160	68	95	0	—	—	—	265	4.6

PLAYOFFS

	G	GS	MIN	FG	FGA	PCT	FT	FTA	PCT	OFF	DEF	TOT	A	PF	D	ST	TO	BS	PTS	AVG
1958-59	5	—	30	3	8	.375	3	4	.750	—	—	6	4	8	0	—	—	—	9	1.8

DIERKING, CONNIE

Cincinnati
Birthdate: Oct. 2, 1936

#26
HT: 6-10
WT: 230
Drafted: 1958, 1st round (6th overall) by Syracuse

	G	GS	MIN	FG	FGA	PCT	FT	FTA	PCT	OFF	DEF	TOT	A	PF	D	ST	TO	BS	PTS	AVG
1958-59	64	—	726	105	260	.404	83	140	.593	—	—	233	34	148	2	—	—	—	293	4.6
1959-60	71	—	1119	192	526	.365	108	188	.574	—	—	456	54	168	4	—	—	—	492	6.9
1963-64	76	—	1286	191	514	.372	114	169	.675	—	—	422	50	221	3	—	—	—	496	6.5
1964-65	38	—	729	121	311	.389	54	83	.651	—	—	239	42	101	3	—	—	—	296	7.8



ALL-TIME ROSTER

1970-71	53	—	714	122	306	.399	61	89	.685	—	—	227	59	109	1	—	—	—	305	5.8
TOTALS	302	—	4574	731	1917	.381	420	669	.628	—	—	1577	239	747	13	—	—	—	1882	6.2

PLAYOFFS

	G	GS	MIN	FG	FGA	PCT	FT	FTA	PCT	OFF	DEF	TOT	A	PF	D	ST	TO	BS	PTS	AVG
1958-59	4	—	34	2	12	.167	7	9	.778	—	—	17	2	6	0	—	—	—	11	2.8
1959-60	3	—	32	6	20	.300	0	1	.000	—	—	15	1	5	0	—	—	—	12	4.0
1963-64	5	—	71	14	33	.424	5	9	.556	—	—	30	5	10	0	—	—	—	33	6.6
TOTALS	12	—	137	22	65	.338	12	19	.632	—	—	62	8	21	0	—	—	—	56	4.7

DREW II, LARRY				UCLA				#7, #27				HT: 6-2				WT: 180				
				Birthdate: Mar. 5, 1990				Drafted: Undrafted												
	G	GS	MIN	FG	FGA	PCT	FT	FTA	PCT	OFF	DEF	TOT	A	PF	D	ST	TO	BS	PTS	AVG
2014-15	12	1	219	20	58	.345	2	3	.667	1	14	15	45	13	0	6	25	0	46	3.8
2017-18	3	0	15	1	7	.143	0	0	.000	1	0	1	2	2	0	0	1	0	2	0.7
TOTALS	15	1	234	21	65	.323	2	3	.667	2	14	16	47	15	0	6	26	0	48	3.2

3-PT.FG: 2014-15, 4-26 (.154), 2017-18, 0-3 (.000); TOTALS, 4-29 (.138)

DRUMMOND, ANDRE				Connecticut				#1				HT: 6-11				WT: 210				
				Birthdate: Aug.10, 1993				Drafted: 2012, 1st round (9th overall) by Detroit												
	G	GS	MIN	FG	FGA	PCT	FT	FTA	PCT	OFF	DEF	TOT	A	PF	D	ST	TO	BS	PTS	AVG
2021-22	49	12	902	128	238	.538	42	82	.512	136	297	433	97	121	1	56	79	45	298	6.1

3-PT.FG: 2021-22, 0-2 (.000)

DUMAS, RICHARD				Oklahoma State				#7				HT: 6-7				WT: 210				
				Birthdate: May 19, 1969				Drafted: 1991, 2nd round (46th overall) by Phoenix												
	G	GS	MIN	FG	FGA	PCT	FT	FTA	PCT	OFF	DEF	TOT	A	PF	D	ST	TO	BS	PTS	AVG
1995-96	39	14	739	95	203	.468	49	70	.700	42	57	99	44	79	1	42	49	6	241	6.2

3-PT.FG: 1995-96, 2-9 (.244)

DUNLEAVY, MIKE				South Carolina				#10				HT: 6-21/2				WT: 180				
				Birthdate: Mar. 21, 1954				Drafted: 1976, 6th round (99th overall) by 76ers												
	G	GS	MIN	FG	FGA	PCT	FT	FTA	PCT	OFF	DEF	TOT	A	PF	D	ST	TO	BS	PTS	AVG
1976-77	32	0	359	60	145	.414	34	45	.756	10	24	34	56	64	1	13	—	2	154	4.8
1977-78	4	0	17	3	7	.429	2	2	1.000	0	1	1	6	0	0	1	3	0	8	2.0
TOTALS	36	0	376	63	152	.414	36	47	.766	10	25	35	62	64	1	14	3	2	162	4.5

PLAYOFFS

	G	GS	MIN	FG	FGA	PCT	FT	FTA	PCT	OFF	DEF	TOT	A	PF	D	ST	TO	BS	PTS	AVG
1976-77	11	—	68	9	25	.360	4	5	.800	1	3	4	9	14	0	3	—	0	22	2.0

DURRETT, KEN				La Salle				#33				HT: 6-71/2				WT: 190				
				Birthdate: Dec 8, 1948				Drafted: 1971, 1st round (4th overall) by Cincinnati												
	G	GS	MIN	FG	FGA	PCT	FT	FTA	PCT	OFF	DEF	TOT	A	PF	D	ST	TO	BS	PTS	AVG
1974-75	27	0	270	35	88	.398	20	32	.625	21	41	62	10	42	0	4	4	4	90	3.3

EARLE, ED				Loyola (Chicago)				#10				HT: 6-3				WT: 190				
				Birthdate: April 28, 1927				Drafted: N/A												
	G	GS	MIN	FG	FGA	PCT	FT	FTA	PCT	OFF	DEF	TOT	A	PF	D	ST	TO	BS	PTS	AVG
1953-54	2	—	12	1	2	.500	2	4	.500	—	—	2	0	0	0	—	—	—	4	2.0

EDWARDS, BILL				Wright State				#40				HT: 6-8				WT: 215				
				Birthdate: Sept. 22, 1971				Drafted: Undrafted												
	G	GS	MIN	FG	FGA	PCT	FT	FTA	PCT	OFF	DEF	TOT	A	PF	D	ST	TO	BS	PTS	AVG
1993-94	3	0	44	2	18	.111	2	5	.400	5	9	14	4	6	0	3	4	1	6	2.0

3-PT.FG: 1993-94, 0-5 (.000)

EDWARDS, FRANKLIN				Cleveland State				#14				HT: 6-1				WT: 190				
				Birthdate: Feb. 2, 1959				Drafted: 1981, 1st round (22nd overall) by 76ers												
	G	GS	MIN	FG	FGA	PCT	FT	FTA	PCT	OFF	DEF	TOT	A	PF	D	ST	TO	BS	PTS	AVG
1981-82	42	3	291	65	150	.433	20	27	.741	10	17	27	45	37	0	16	24	5	150	3.6
1982-83	81	3	1266	228	483	.472	86	113	.761	23	62	85	221	119	0	81	110	6	542	6.7
1983-84	60	0	654	84	221	.380	34	48	.708	12	47	59	90	78	1	31	46	5	202	3.4
TOTALS	183	6	2211	377	854	.441	140	188	.745	45	126	171	356	234	1	128	180	16	894	4.9

3-PT.FG: 1981-82, 0-9 (.000); 1982-83, 0-8 (.000); 1983-84, 0-1 (.000); TOTALS, 0-18 (.000)

PLAYOFFS

	G	GS	MIN	FG	FGA	PCT	FT	FTA	PCT	OFF	DEF	TOT	A	PF	D	ST	TO	BS	PTS	AVG
1981-82	9	0	32	12	20	.600	8	9	.889	2	3	5	5	0	0	3	2	0	33	3.7
1982-83	12	0	101	13	32	.406	14	17	.824	2	7	9	17	7	0	5	6	0	40	3.3
TOTALS	21	0	133	25	52	.481	22	26	.846	4	10	14	22	7	0	8	8	0	73	3.5

3-PT.FG: 1981-82, 1-1 (1.000)



ALL-TIME ROSTER

ELIE, MARIO														American International				#8			HT: 6-5			WT: 210			
														Birthdate: Nov. 26, 1963													
														Drafted: 1985, 7th round (160th overall) by Milwaukee													
G	GS	MIN	FG	FGA	PCT	FT	FTA	PCT	OFF	DEF	TOT	A	PF	D	ST	TO	BS	PTS	AVG								
1990-91	3	0	20	2	7 .286	1	2 .500		0	1	1	1	2	0	0	3	0	6	2.0								
3-PT. FG: 1990-91, 31-2 (.500)																											

ELLIS, LEROY														St. John's				#25			HT: 6-11			WT: 210			
														Birthdate: Mar. 10, 1940													
														Drafted: 1962, 1st round (6th overall) by LA Lakers													
G	GS	MIN	FG	FGA	PCT	FT	FTA	PCT	OFF	DEF	TOT	A	PF	D	ST	TO	BS	PTS	AVG								
1972-73	69	69	2444	410	929 .441	125	156 .801		—	—	744	136	186	2	—	—	—	945	13.7								
1973-74	81	81	2831	326	722 .452	147	196 .750		292	598	890	189	224	2	86	—	87	799	9.9								
1974-75	82	69	2183	287	623 .461	72	99 .727		195	387	582	117	178	1	44	—	55	646	7.9								
1975-76	29	13	489	61	132 .462	17	28 .607		47	75	122	21	62	0	16	—	9	139	4.8								
TOTALS	261	232	7947	1084	2406 .451	361	479 .754		534	1060	2338	463	650	5	146	—	151	2529	9.7								

ELSON, FRANCISCO														California				#8, 16			HT: 7-0			WT: 240			
														Birthdate: Feb. 28, 1976													
														Drafted: 1999, 2nd round (41st overall) by Denver													
G	GS	MIN	FG	FGA	PCT	FT	FTA	PCT	OFF	DEF	TOT	A	PF	D	ST	TO	BS	PTS	AVG								
2009-10	1	0	4	1	2 .500	0	3 .000		0	1	0	1	0	0	0	0	0	2	2.0								
2011-12	5	0	16	1	3 .333	0	0	—	0	1	1	0	0	1	1	1	1	2	0.4								
TOTALS	6	0	20	2	5 .400	0	3 .000		1	1	2	1	0	0	1	1	1	4	0.7								

EMBIID, JOEL														Kansas				#21			HT: 7-0			WT: 260			
														Birthdate: Mar. 16, 1994													
														Drafted: 2014, 1st round (3rd overall) by Philadelphia													
G	GS	MIN	FG	FGA	PCT	FT	FTA	PCT	OFF	DEF	TOT	A	PF	D	ST	TO	BS	PTS	AVG								
2016-17	31	31	786	200	466 .466	191	244 .783		61	198	243	66	112	2	27	117	76	627	20.7								
2017-18	63	63	1912	510	1056 .483	359	467 .769		143	547	690	199	209	1	40	234	111	1445	22.9								
2018-19	64	64	2154	580	1199 .484	522	649 .804		160	711	871	234	211	1	46	226	122	1761	27.5								
2019-20	51	51	1506	382	801 .477	351	435 .807		141	452	593	152	174	2	45	159	65	1172	23.0								
2020-21	51	51	1585	461	899 .513	471	548 .859		113	426	539	145	123	0	50	159	69	1451	28.5								
2021-22	68	68	2296	666	1334 .499	654	803 .814		146	650	796	284	181	0	77	214	99	2079	30.6								
2022-23	66	66	2284	728	1328 .548	661	771 .857		113	557	670	274	205	2	66	226	112	2183	33.1								
TOTALS	394	394	12524	3527	7046 .501	3209	3917 .819		877	3525	4402	1354	1215	8	351	1335	654	10718	27.2								
3-PT. FG: 2022-23, 66-200 (.330); TOTALS, 455-1352 (.337)																											

PLAYOFFS																				
G	GS	MIN	FG	FGA	PCT	FT	FTA	PCT	OFF	DEF	TOT	A	PF	D	ST	TO	BS	PTS	AVG	
2017-18	8	8	278	60	138 .435	43	61 .705		23	78	101	24	31	1	7	29	14	171	21.4	
2018-19	11	11	334	68	159 .428	74	90 .822		21	94	115	37	34	0	8	40	25	222	20.1	
2019-20	4	4	145	34	74 .459	48	59 .814		11	38	49	5	18	—	6	15	5	120	30.0	
2020-21	11	11	357	101	197 .513	91	109 .835		16	100	116	37	33	0	11	42	16	309	28.1	
2021-22	10	10	385	78	161 .484	73	89 .820		21	107	21	21	34	0	4	32	8	236	23.6	
2022-23	9	9	336	66	153 .431	76	84 .905		16	72	88	24	27	0	6	35	25	213	23.7	
TOTALS	53	53	1836	407	882 .461	405	492 .823		108	468	576	148	177	1	42	193	93	1271	24.0	
3-PT. FG: 2022-23, 5-28 (.179); TOTALS, 52-186 (.280)																				

ALL STAR GAME																				
G	GS	MIN	FG	FGA	PCT	FT	FTA	PCT	OFF	DEF	TOT	A	PF	D	ST	TO	BS	PTS	AVG	
2017-18	1	1	20	8	13 .615	1	11.000		3	5	8	1	3	—	1	0	2	19	19.0	
2018-19	1	0	20	8	13 .615	1	11.000		3	5	8	1	3	0	1	0	2	19	19.0	
2019-20	1	1	29	8	13 .615	6	8 .750		2	8	10	1	3	—	0	2	0	22	22.0	
2020-21	Did Not Play																			
2021-22	1	1	31	14	20 .700	3	31.000		2	8	10	4	0	0	0	0	0	36	36.0	
2022-23	1	1	28	14	19 .737	0	0 .000		1	6	7	4	2	0	1	1	1	32	32.0	
TOTALS	5	5	131	48	77 .623	12	16 .750		14	33	47	11	10	0	3	4	4	119	23.8	
3-PT. FG: 2017-18, 2-4 (.500); 2018-19, 0-3 (.000); 2019-20, 0-2 (.000); 2021-22, 5-8 (.625); 2022-23, 4-8 (.500); TOTALS, 11-25 (.440)																				

ENNIS III, JAMES														Cal State Long Beach				#11			HT: 6-7			WT: 210			
														Birthdate: July 1, 1990													
														Drafted: 2013, 2nd round (50th overall) by Atlanta													
G	GS	MIN	FG	FGA	PCT	FT	FTA	PCT	OFF	DEF	TOT	A	PF	D	ST	TO	BS	PTS	AVG								
2018-19	18	2	281	34	83 .410	16	23 .696		23	42	65	14	39	0	3	11	7	95	5.2								
2019-20	49	0	776	100	226 .442	48	61 .787		48	102	150	41	85	0	23	31	14	285	5.8								
TOTALS	67	2	1057	134	309 .434	64	84 .762		71	144	215	55	124	—	26	42	21	380	5.7								
3-PT. FG: 2018-19, 11-36 (.306); 2019-20, 37-106 (.349); TOTALS, 48-142 (.338)																											

PLAYOFFS																				
G	GS	MIN	FG	FGA	PCT	FT	FTA	PCT	OFF	DEF	TOT	A	PF	D	ST	TO	BS	PTS	AVG	
2018-19	11	0	232	31	64 .484	12	19 .632		16	26	42	12	31	0	4	10	3	83	7.5	
TOTALS	11	0	232	31	64 .484	12	19 .632		16	26	42	12	31	0	4	10	3	83	7.5	
3-PT. FG: 2018-19, 9-32 (.281)																				

ERVING, JULIUS														Massachusetts				#6			HT: 6-6/2			WT: 200			
														Birthdate: Feb. 22, 1950													
														Drafted: 1972, 1st round (12th overall) by Milwaukee													
G	GS	MIN	FG	FGA	PCT	FT	FTA	PCT	OFF	DEF	TOT	A	PF	D	ST	TO	BS	PTS	AVG								
1976-77	82	77	2940	685	1373 .499	400	515 .777		192	503	695	306	251	1	159	—	113	1770	21.6								
1977-78	74	68	2429	611	1217 .502	306	362 .845		179	302	481	279	207	0	135	238	97	1528	20.6								





ALL-TIME ROSTER

1978-79	78	76	2802	715	1455	.491	373	501	.745	198	366	564	357	207	0	133	315	140	1803	23.1
1979-80	78	78	2812	838	1614	.519	420	534	.787	215	361	576	355	208	0	170	284	100	2100	26.9
1980-81	82	82	2874	794	1524	.521	422	536	.787	244	413	657	364	233	0	173	266	147	2014	24.6
1981-82	81	81	2789	780	1428	.546	411	539	.763	220	337	557	319	229	1	161	214	141	1974	24.4
1982-83	72	72	2421	605	1170	.517	330	435	.759	173	318	491	263	202	1	112	196	131	1542	21.4
1983-84	77	77	2683	678	1324	.512	364	483	.754	190	342	532	309	217	3	141	230	139	1727	22.4
1984-85	78	78	2535	610	1236	.494	338	442	.765	172	242	414	233	199	0	135	208	109	1561	20.0
1985-86	74	74	2474	521	1085	.480	289	368	.785	169	201	370	248	196	3	113	214	82	1340	18.1
1986-87	60	60	1918	400	850	.471	191	235	.813	115	149	264	191	137	0	76	158	94	1005	16.8
TOTALS	836	823	28677	7237	14276	.507	3844	4950	.777	2067	3534	5601	3224	2286	9	1508	2323	1293	18364	22.0

3-PT. FG: 1979-80, 4-20 (.200); 1980-81, 4-18 (.222); 1981-82, 3-11 (.273); 1982-83, 2-7 (.286); 1983-84, 7-21 (.333); 1984-85, 3-14 (.214); 1985-86, 9-32 (.281); 1986-87, 14-53 (.264); TOTALS, 46-176 (.261)

PLAYOFFS

	G	GS	MIN	FG	FGA	PCT	FT	FTA	PCT	OFF	DEF	TOT	A	PF	D	ST	TO	BS	PTS	AVG
1976-77	19	—	758	204	390	.523	110	134	.821	41	81	122	85	45	0	41	—	23	518	27.3
1977-78	10	—	358	88	180	.489	42	56	.750	40	57	97	40	30	0	15	35	18	218	21.8
1978-79	9	—	372	89	172	.517	51	67	.761	29	41	70	53	22	0	18	38	17	229	25.4
1979-80	18	—	694	165	338	.488	108	136	.794	31	105	136	79	56	0	36	56	37	440	24.4
1980-81	16	16	592	143	301	.475	81	107	.757	52	62	114	54	54	0	22	55	41	367	22.9
1981-82	21	21	780	168	324	.519	124	165	.752	57	99	156	99	55	0	37	67	37	461	22.0
1982-83	13	13	493	95	211	.450	49	68	.721	32	67	99	44	42	1	15	39	27	239	18.4
1983-84	5	5	194	36	76	.474	19	22	.864	9	23	32	25	14	0	8	21	6	91	18.2
1984-85	13	13	434	84	187	.449	54	63	.857	29	44	73	48	34	0	25	37	11	222	17.1
1985-86	12	12	433	81	180	.450	48	65	.738	26	44	70	50	32	0	11	39	16	212	17.7
1986-87	5	5	180	34	82	.415	21	25	.840	14	11	25	17	19	0	7	9	6	91	18.2
TOTALS	141	85	5288	1187	2441	.486	707	908	.779	360	634	994	594	403	1	235	396	239	3088	21.9

3-PT. FG: 1979-80, 2-9 (.222); 1980-81, 0-1 (.000); 1981-82, 1-6 (.167); 1982-83, 0-1 (.000); 1983-84, 0-1 (.000); 1984-85, 0-1 (.000); 1985-86, 2-11 (.281); TOTALS, 5-30 (.167)

ALL-STAR GAME

	G	GS	MIN	FG	FGA	PCT	FT	FTA	PCT	OFF	DEF	TOT	A	PF	D	ST	TO	BS	PTS	AVG
1977	1	1	30	12	20	.600	6	6	1.000	5	7	12	3	2	0	4	—	1	30	—
1978	1	1	27	3	14	.214	10	12	.833	2	6	8	3	1	0	0	—	1	16	—
1979	1	1	39	10	22	.455	9	12	.750	6	2	8	5	4	0	2	—	0	29	—
1980	1	1	20	4	12	.333	3	4	.750	2	3	5	2	5	0	2	—	1	11	—
1981	1	1	29	6	15	.400	6	7	.857	3	0	3	2	2	0	2	2	2	18	—
1982	1	1	32	7	16	.438	2	4	.500	3	5	8	2	4	0	1	1	2	16	—
1983	1	1	28	11	19	.579	3	3	1.000	3	3	6	3	1	0	1	2	2	25	—
1984	1	1	36	14	22	.636	6	8	.750	4	4	8	5	4	0	2	1	2	34	—
1985	1	1	23	5	15	.333	2	2	1.000	2	2	4	3	3	0	1	1	0	12	—
1986	1	1	19	4	10	.400	0	2	.000	1	3	4	2	2	0	2	2	0	8	—
1987	1	1	33	9	13	.692	3	3	1.000	3	1	4	5	3	0	1	2	1	22	—
TOTALS	11	11	316	85	178	.478	50	63	.794	34	36	70	35	31	0	18	11	11	221	20.1

3-PT. FG: 1987, 1-1 (1.000)

EVANS, REGGIE

Iowa

#30

HT: 6-8

WT: 245

Birthdate: Nov. 18, 1980

Drafted: N/A

	G	GS	MIN	FG	FGA	PCT	FT	FTA	PCT	OFF	DEF	TOT	A	PF	D	ST	TO	BS	PTS	AVG
2007-08	81	61	1879	152	346	.439	120	257	.467	224	387	611	65	213	0	86	108	8	425	5.2
2008-09	79	7	1140	79	178	.444	104	175	.594	135	226	361	26	161	0	41	69	8	262	3.3
TOTALS	160	68	3019	231	524	.441	224	432	.519	359	613	972	91	374	0	127	177	16	687	4.3

3-PT. FG: 2007-08, 1-1 (1.000); 2008-09, 0-1 (.000); TOTALS, 1-2 (.500)

PLAYOFFS

	G	GS	MIN	FG	FGA	PCT	FT	FTA	PCT	OFF	DEF	TOT	A	PF	D	ST	TO	BS	PTS	AVG
2007-08	6	0	148	13	26	.500	15	24	.625	16	31	47	3	20	0	5	13	0	41	6.8
2008-09	6	0	36	2	9	.222	3	4	.750	2	8	10	0	4	0	3	2	0	7	1.4
TOTALS	12	0	184	15	35	.429	18	28	.643	18	39	57	3	24	0	8	15	0	48	4.0

FARLEY, DICK

Indiana

#12

HT: 6-4

WT: 190

Birthdate: April 13, 1932

Drafted: N/A

	G	GS	MIN	FG	FGA	PCT	FT	FTA	PCT	OFF	DEF	TOT	A	PF	D	ST	TO	BS	PTS	AVG
1954-55	69	—	1113	136	353	.385	136	201	.677	—	—	167	111	145	1	—	—	—	408	5.9
1955-56	72	—	1429	168	451	.373	143	207	.691	—	—	165	151	154	2	—	—	—	479	6.7
TOTALS	141	—	2542	304	804	.378	279	408	.684	—	—	332	262	299	3	—	—	—	887	6.3

PLAYOFFS

	G	GS	MIN	FG	FGA	PCT	FT	FTA	PCT	OFF	DEF	TOT	A	PF	D	ST	TO	BS	PTS	AVG
1954-55	11	—	168	19	56	.339	14	25	.560	—	—	13	20	29	0	—	—	—	52	4.7
1955-56	8	—	169	34	72	.472	19	31	.613	—	—	21	28	31	2	—	—	—	87	10.9
TOTALS	19	—	337	53	128	.414	33	56	.589	—	—	34	48	60	2	—	—	—	139	7.3

FARMER, JIM

Alabama

#22

HT: 6-4

WT: 190

Birthdate: Sept. 23, 1964

Drafted: 1987, 1st round (20th overall) by Dallas

	G	GS	MIN	FG	FGA	PCT	FT	FTA	PCT	OFF	DEF	TOT	A	PF	D	ST	TO	BS	PTS	AVG
1990-91	2	0	13	2	7	.286	2	2	1.000	2	3	5	0	0	0	0	1	0	6	3.0



ALL-TIME ROSTER

3-PT. FG: 1990-91, 0-1 (.000)

FERGUSON, TERRANCE		Adelaide 36ers (Australia)				#23	HT: 6-7				WT: 195									
		Birthdate: May 17, 1998				Drafted: 2017, 1st round (21st overall) by Oklahoma City														
G	GS	MIN	FG	FGA	PCT	FT	FTA	PCT	OFF	DEF	TOT	A	PF	D	ST	TO	BS	PTS	AVG	
2020-21	13	0	49	1	7	.143	0	0	--	0	1	1	2	7	0	1	4	0	2	0.2
TOTALS	13	0	49	1	7	.143	0	0	--	0	1	1	2	7	0	1	4	0	2	0.2

3-PT. FG: 2020-21, 0-5 (.000)

FILIPEK, RON		Tennessee Tech				#20	HT: 6-5				WT: 210									
		Birthdate: Feb. 5, 1944				Drafted: 1967, 9th round (100th overall) by 76ers														
G	GS	MIN	FG	FGA	PCT	FT	FTA	PCT	OFF	DEF	TOT	A	PF	D	ST	TO	BS	PTS	AVG	
1967-68	19	--	73	18	47	.383	7	14	.500	--	--	25	7	12	0	--	--	--	43	2.3

FORD, ALFONSO		Mississippi Valley State				#8	HT: 6-2				WT: 190									
		Birthdate: Oct. 31, 1971				Drafted: 1993, 2nd round (32nd overall) by 76ers														
G	GS	MIN	FG	FGA	PCT	FT	FTA	PCT	OFF	DEF	TOT	A	PF	D	ST	TO	BS	PTS	AVG	
1994-95	5	0	98	9	39	.231	1	2	.500	8	12	20	9	5	0	1	8	0	19	3.8

3-PT. FG: 1994-95, 0-9 (.000)

FOSTER, FRED		Miami (Ohio)				#25	HT: 6-5 1/2				WT: 225									
		Birthdate: Mar. 18, 1946				Drafted: 1968, 3rd round (28th overall) by Cincinnati														
G	GS	MIN	FG	FGA	PCT	FT	FTA	PCT	OFF	DEF	TOT	A	PF	D	ST	TO	BS	PTS	AVG	
1970-71	66	6	888	145	360	.403	72	103	.699	--	--	147	61	113	3	--	--	--	362	5.5
1971-72	74	14	1699	347	837	.415	185	243	.761	--	--	276	90	184	3	--	--	--	879	11.9
TOTALS	140	20	2587	492	1197	.411	257	346	.743	--	--	423	151	297	6	--	--	--	1241	8.9

PLAYOFFS		G	GS	MIN	FG	FGA	PCT	FT	FTA	PCT	OFF	DEF	TOT	A	PF	D	ST	TO	BS	PTS	AVG
1970-71	5	--	49	8	19	.421	2	2	1.000	--	--	12	5	6	0	--	--	--	18	3.6	

FOSTER JR., MICHAEL		NBA G League Ignite				#35	HT: 6-8				WT: 250									
		Birthdate: Jan. 16, 2003				Drafted: Undrafted														
G	GS	MIN	FG	FGA	PCT	FT	FTA	PCT	OFF	DEF	TOT	A	PF	D	ST	TO	BS	PTS	AVG	
2022-23	1	0	1	0	0	-	0	0	-	0	0	0	0	0	0	0	0	0	0	0.0

3-PT. FG: 2022-23, 0-0 (.000)

FRAZIER, TIM		Penn State				#20	HT: 6-1				WT: 170									
		Birthdate: Nov. 1, 1990				Drafted: Undrafted														
G	GS	MIN	FG	FGA	PCT	FT	FTA	PCT	OFF	DEF	TOT	A	PF	D	ST	TO	BS	PTS	AVG	
2014-15	6	3	171	13	43	.302	5	15	.333	4	15	19	43	16	0	6	18	0	34	5.7

3-PT. FG: 2014-15, 3-11 (.273)

FREE, LLOYD (WORLD)		Guilford				#21 and #12	HT: 6-3				WT: 185									
		Birthdate: Dec. 9, 1953				Drafted: 1975, 2nd round (32nd overall) by 76ers														
G	GS	MIN	FG	FGA	PCT	FT	FTA	PCT	OFF	DEF	TOT	A	PF	D	ST	TO	BS	PTS	AVG	
1975-76	71	5	1121	239	533	.448	112	186	.602	64	61	125	104	107	0	37	--	6	590	8.3
1976-77	78	37	2253	467	1022	.457	334	464	.720	97	140	237	266	207	2	75	--	25	1268	16.3
1977-78	76	5	2050	390	857	.455	411	562	.731	92	120	212	306	199	0	68	200	41	1191	15.7
1986-87	20	2	285	39	123	.317	36	47	.766	5	14	19	30	26	0	5	18	4	116	5.8
TOTALS	245	49	5709	1135	2535	.448	893	1259	.709	258	335	593	706	539	2	185	218	76	3165	12.9

3-PT. FG: 1986-87, 2-9 (.222)

PLAYOFFS		G	GS	MIN	FG	FGA	PCT	FT	FTA	PCT	OFF	DEF	TOT	A	PF	D	ST	TO	BS	PTS	AVG
1975-76	3	--	62	11	28	.393	10	13	.769	1	0	1	5	6	0	3	--	0	32	10.7	
1976-77	15	--	281	63	170	.371	53	77	.688	10	22	32	29	33	0	12	--	8	179	11.9	
1977-78	10	--	268	51	124	.411	59	81	.728	10	21	31	37	26	0	4	26	6	161	16.1	
TOTALS	28	--	611	125	322	.388	122	171	.713	21	43	64	71	65	0	19	26	14	372	13.3	

FREEMAN, ROD		Vanderbilt				#28	HT: 6-7				WT: 225									
		Birthdate: Nov. 5, 1950				Drafted: 1973, 11th round (166th overall) by 76ers														
G	GS	MIN	FG	FGA	PCT	FT	FTA	PCT	OFF	DEF	TOT	A	PF	D	ST	TO	BS	PTS	AVG	
1973-74	35	0	265	39	103	.379	28	41	.683	22	32	54	14	42	0	12	--	1	106	3.0

FULTZ, MARKELLE		Washington				#20	HT: 6-4				WT: 200									
		Birthdate: May 29, 1998				Drafted: 2017, 1st round (1st overall) by Philadelphia														
G	GS	MIN	FG	FGA	PCT	FT	FTA	PCT	OFF	DEF	TOT	A	PF	D	ST	TO	BS	PTS	AVG	
2017-18	14	0	253	45	111	.405	10	21	.476	11	32	43	53	22	0	12	17	4	100	7.1
2018-19	19	15	427	65	155	.419	21	37	.568	26	44	70	59	52	0	17	25	5	155	8.16
TOTALS	33	15	680	110	266	.414	31	58	.534	37	76	113	112	74	0	29	42	9	255	7.73

3-PT FG: 2017-18, 0-1 (.000); 2018-19, 4-14 (.286); 2018-19, 4-15 (.267)

PLAYOFFS		G	GS	MIN	FG	FGA	PCT	FT	FTA	PCT	OFF	DEF	TOT	A	PF	D	ST	TO	BS	PTS	AVG
2017-18	3	0	23	1	7	0.143	3	4	.750	0	3	3	5	4	0	2	1	0	5	1.7	



ALL-TIME ROSTER

3-PT FG: 2017-18, 0-0 (.000)

FURLOW, TERRY **Michigan State** **#25** **HT: 6-5** **WT: 200**
 Birthdate: Oct. 18, 1954 Drafted: 1976, 1st round (12th overall) by 76ers

	G	GS	MIN	FG	FGA	PCT	FT	FTA	PCT	OFF	DEF	TOT	A	PF	D	ST	TO	BS	PTS	AVG
1976-77	32	0	174	34	100	.340	16	18	.889	18	21	39	19	11	0	7	—	2	84	2.6

PLAYOFFS

	G	GS	MIN	FG	FGA	PCT	FT	FTA	PCT	OFF	DEF	TOT	A	PF	D	ST	TO	BS	PTS	AVG
1976-77	5	—	16	6	11	.545	4	4	1.000	3	2	5	0	2	0	1	—	0	16	3.2

GABOR, BILLY **Syracuse** **HT: 5-11** **WT: 180**
 Birthdate: May 13, 1922 Drafted: 1948, by Rochester

	G	GS	MIN	FG	FGA	PCT	FT	FTA	PCT	OFF	DEF	TOT	A	PF	D	ST	TO	BS	PTS	AVG
1949-50	56	—	—	226	671	.337	157	228	.689	—	—	—	108	198	—	—	—	—	609	10.9
1950-51	61	—	—	255	745	.342	179	242	.740	—	—	150	125	213	7	—	—	—	689	11.3
1951-52	57	—	1085	173	538	.322	142	183	.776	—	—	93	86	188	5	—	—	—	488	8.6
1952-53	69	—	1337	215	614	.350	217	284	.764	—	—	104	134	262	11	—	—	—	647	9.4
1953-54	61	—	1211	204	551	.370	139	194	.716	—	—	96	162	183	4	—	—	—	547	9.0
1954-55	3	—	47	7	22	.318	3	5	.600	—	—	5	11	6	0	—	—	—	17	5.7
TOTALS	307	—	3680	1080	3141	.344	837	1136	.737	—	—	448	626	1050	27	—	—	—	2997	9.8

PLAYOFFS

	G	GS	MIN	FG	FGA	PCT	FT	FTA	PCT	OFF	DEF	TOT	A	PF	D	ST	TO	BS	PTS	AVG
1949-50	10	—	—	25	97	.258	26	31	.839	—	—	—	25	27	—	—	—	—	76	7.6
1950-51	7	—	—	27	72	.375	9	14	.643	—	—	20	18	24	1	—	—	—	63	9.0
1951-52	7	—	80	11	33	.333	12	16	.750	—	—	6	10	16	0	—	—	—	34	4.9
1952-53	2	—	28	5	12	.417	8	13	.615	—	—	3	2	12	2	—	—	—	18	9.0
1953-54	10	—	196	24	83	.289	28	40	.700	—	—	28	19	36	1	—	—	—	76	7.6
TOTALS	36	—	304	92	297	.310	83	114	.728	—	—	57	74	115	4	—	—	—	267	7.4

ALL-STAR GAME

PTS	AVG	G	GS	MIN	FG	FGA	PCT	FT	FTA	PCT	OFF	DEF	TOT	A	PF	D	ST	TO	BS		
1953	1	0	25	0	3	.000	0	1	.000	—	—	5	2	—	—	—	—	—	—	0	0.0

GAI, DENG **Fairfield** **#35** **HT: 6-9** **WT: 230**
 Birthdate: Mar. 22, 1982 Drafted: Undrafted

	G	GS	MIN	FG	FGA	PCT	FT	FTA	PCT	OFF	DEF	TOT	A	PF	D	ST	TO	BS	PTS	AVG
2005-06	2	0	5	0	0	—	0	0	—	0	0	0	0	0	0	0	0	0	0	0.0

GAINES, COREY **Loyola Marymount** **#8 and #5** **HT: 6-3** **WT: 195**
 Birthdate: June 1, 1965 Drafted: 1988, 3rd round (65th overall) by Seattle

	G	GS	MIN	FG	FGA	PCT	FT	FTA	PCT	OFF	DEF	TOT	A	PF	D	ST	TO	BS	PTS	AVG
1989-90	9	0	81	4	12	.333	1	4	.250	1	4	5	26	11	0	4	10	0	10	1.1
1994-95	11	8	280	24	51	.471	5	11	.455	1	17	18	33	23	0	8	14	1	55	5.0
TOTALS	20	8	361	28	63	.444	6	15	.400	2	21	23	59	34	0	12	24	1	65	3.3

3-PT FG: 1989-90, 1-2 (.500); 1994-95, 2-15 (.133); TOTALS, 3-17 (.176)

GAMBEE, DAVE **Oregon State** **#20** **HT: 6-6** **WT: 215**
 Birthdate: Apr. 16, 1937 Drafted: 1958, 1st round (7th overall) by St. Louis

	G	GS	MIN	FG	FGA	PCT	FT	FTA	PCT	OFF	DEF	TOT	A	PF	D	ST	TO	BS	PTS	AVG
1960-61	79	—	2090	397	947	.419	291	352	.827	—	—	581	101	276	6	—	—	—	1085	13.7
1961-62	80	—	2301	477	1126	.424	384	470	.817	—	—	631	114	275	10	—	—	—	1338	16.7
1962-63	60	—	1234	235	537	.438	199	238	.836	—	—	289	48	190	2	—	—	—	669	11.2
1963-64	41	—	927	149	378	.394	151	185	.816	—	—	256	35	161	6	—	—	—	449	11.0
1964-65	80	—	1993	356	864	.412	299	368	.813	—	—	468	113	277	7	—	—	—	1011	12.6
1965-66	72	—	1068	168	437	.384	159	187	.850	—	—	273	71	189	3	—	—	—	495	6.9
1966-67	63	—	757	150	345	.435	107	125	.856	—	—	197	42	143	5	—	—	—	407	6.5
TOTALS	475	—	10370	1932	4634	.417	1590	1925	.826	—	—	2695	524	1511	39	—	—	—	5454	11.5

PLAYOFFS

	G	GS	MIN	FG	FGA	PCT	FT	FTA	PCT	OFF	DEF	TOT	A	PF	D	ST	TO	BS	PTS	AVG
1960-61	8	—	208	34	95	.358	32	41	.780	—	—	55	12	33	0	—	—	—	100	12.5
1961-62	5	—	170	17	54	.315	22	25	.880	—	—	45	4	22	1	—	—	—	56	11.2
1962-63	5	—	75	10	34	.294	12	13	.923	—	—	16	0	14	0	—	—	—	32	6.4
1963-64	5	—	149	24	60	.400	21	27	.778	—	—	29	8	23	1	—	—	—	69	13.8
1964-65	10	—	132	16	48	.333	30	34	.882	—	—	24	6	31	1	—	—	—	62	6.2
1965-66	5	—	82	11	29	.379	8	11	.727	—	—	14	4	14	0	—	—	—	30	6.0
1966-67	5	—	24	6	11	.545	6	6	1.000	—	—	8	2	6	0	—	—	—	18	3.6
TOTALS	43	—	840	118	331	.356	131	157	.834	—	—	191	36	143	3	—	—	—	367	8.5

GEIGER, MATT **Georgia Tech** **#52** **HT: 7-1** **WT: 250**
 Birthdate: Sept. 10, 1969 Drafted: 1992, 2nd round (42nd overall) by Miami

	G	GS	MIN	FG	FGA	PCT	FT	FTA	PCT	OFF	DEF	TOT	A	PF	D	ST	TO	BS	PTS	AVG
1998-99	50	40	1540	266	555	.479	141	177	.797	137	225	362	58	157	2	39	101	40	674	13.5



ALL-TIME ROSTER

1999-00	65	20	1406	260	589	.441	109	140	.779	154	233	387	39	194	1	29	91	22	629	9.7
2000-01	35	4	542	88	224	.393	37	54	.685	50	89	139	14	73	0	12	25	8	213	6.1
2001-02	4	0	36	1	8	.125	1	2	.500	3	3	6	0	2	0	0	2	2	3	0.8
TOTALS	154	64	3524	615	1376	.447	288	373	.772	344	550	894	111	426	3	80	219	72	1519	9.9

3-PT. FG: 1988-99, 1-5 (.200); 1999-00, 0-4 (.000); 2000-01, 0-2 (.000); TOTALS, 1-11 (.091)

PLAYOFFS

98-99	8	8	239	42	96	.438	24	29	.828	23	38	61	6	29	0	9	13	6	108	13.5
99-00	8	0	128	25	50	.500	20	25	.800	17	23	40	2	23	0	5	5	2	70	8.8
00-01	12	0	100	17	29	.586	4	4	1.000	10	8	18	7	30	2	2	5	0	38	3.2
TOTALS	28	8	467	84	175	.480	48	58	.828	50	69	119	15	82	2	16	23	8	216	7.7

3-PT. FG: 1998-99, 0-1 (.000); 1999-00, 0-0 (---); 2000-01, 0-0 (---); TOTALS, 0-1 (.000)

GILLIAM, ARMEN

Nevada Las Vegas
Birthdate: May 28, 1964

#35

Drafted: 1987, 1st round (2nd overall) by Phoenix

HT: 6-9

WT: 250

1990-91	5	50	1695	292	621	.470	164	201	.816	134	230	364	78	120	1	35	110	32	748	15.0
1991-92	81	81	2771	512	1001	.511	343	425	.807	234	426	660	118	176	1	51	166	85	1367	16.9
1992-93	80	26	1742	359	774	.464	274	325	.843	136	336	472	116	123	0	37	157	54	992	12.4
TOTALS	211	157	6208	1163	2396	.485	781	951	.821	504	992	1496	312	419	2	123	433	171	3107	14.7

3-PT. FG: 1990-91, 0-2 (.000); 1991-92, 0-2 (.000); 1992-93, 0-1 (.000); TOTALS, 0-5 (.000)

PLAYOFFS

1990-91	8	8	287	48	104	.448	200	39	46	84	80	14	38	52	10	16	0	5	15	6	135	16.9
---------	---	---	-----	----	-----	------	-----	----	----	----	----	----	----	----	----	----	---	---	----	---	-----	------

GIRICEK, GORDAN

Croatia
Birthdate: June 20, 1977

#11

Drafted: 1999, 2nd round (40th overall) by Dallas

HT: 6-6

WT: 220

2007-08	12	0	110	5	15	.333	6	8	.750	1	13	14	11	9	0	3	8	1	37	3.1
---------	----	---	-----	---	----	------	---	---	------	---	----	----	----	---	---	---	---	---	----	-----

3-PT. FG: 2007-08, 13-41 (.317)

GMINSKI, MIKE

Duke
Birthdate: Aug. 3, 1959

#42

Drafted: 1980, 1st round (7th overall) by New Jersey

HT: 6-11

WT: 255

1987-88	47	47	1767	290	652	.445	212	226	.938	163	331	494	84	98	0	36	94	85	792	16.9
1988-89	82	82	2739	556	1166	.477	297	341	.871	213	556	769	138	142	0	46	129	106	1409	17.2
1989-90	81	81	2659	458	1002	.457	193	235	.821	196	491	687	128	136	0	43	98	102	1112	13.7
1990-91	30	29	791	109	284	.384	53	63	.841	71	130	201	33	41	0	16	31	34	272	9.1
TOTALS	240	239	7956	1413	3104	.455	755	865	.873	643	1508	2151	383	417	0	141	352	327	3585	14.9

3-PT. FG: 1988-89, 0-6 (.000); 1989-90, 3-17 (.176); 1990-91, 1-8 (.125); TOTALS, 4-31 (.129)

PLAYOFFS

1988-89	3	GS	MIN	FG	FGA	PCT	FT	FTA	PCT	OFF	DEF	TOT	A	PF	D	ST	TO	BS	PTS	AVG
1988-89	3	—	118	19	48	.396	11	16	.688	6	17	23	2	8	0	0	2	8	49	16.3
1989-90	10	—	342	57	117	.487	14	15	.933	8	46	54	11	27	0	8	17	23	128	12.8
TOTALS	13	—	460	76	165	.461	25	31	.806	14	63	77	13	35	0	8	19	31	177	13.6

3-PT. FG: 1989-90, 0-5 (.000)

GORDON, DREW

New Mexico
Birthdate: Aug. 7, 1990

#30

Drafted: Undrafted

HT: 6-9

WT: 245

2014-15	9	0	71	8	19	.421	1	2	.500	7	11	18	2	7	0	1	8	0	17	1.9
---------	---	---	----	---	----	------	---	---	------	---	----	----	---	---	---	---	---	---	----	-----

3-PT. FG: 2014-15, 0-3 (.000)

GOVEDARICA, BATO

DePaul
Birthdate: April 17, 1928

#30

Drafted: 1951, by Syracuse

HT: 5-11

WT: 185

1953-54	23	—	258	25	79	.316	25	37	.676	—	—	18	24	44	1	—	—	—	75	3.3
---------	----	---	-----	----	----	------	----	----	------	---	---	----	----	----	---	---	---	---	----	-----

GRABOSKI, JOE

None
Birthdate: Jan. 15, 1930

#30

Drafted: N/A

HT: 6-8

WT: 230

1961-62*	38	—	468	77	221	.348	39	65	.600	—	—	154	28	62	0	—	—	—	193	5.1
----------	----	---	-----	----	-----	------	----	----	------	---	---	-----	----	----	---	---	---	---	-----	-----

PLAYOFFS

1961-62	4	GS	MIN	FG	FGA	PCT	FT	FTA	PCT	OFF	DEF	TOT	A	PF	D	ST	TO	BS	PTS	AVG
1961-62	4	—	24	1	7	.143	1	11	.000	—	—	4	0	3	0	—	—	—	3	0.8

GRAHAM, GREG

Indiana
Birthdate: Nov. 26, 1970

#20

Drafted: 1993, 1st round (17th overall) by Charlotte

HT: 6-4

WT: 174

1993-94	70	6	889	122	305	.400	92	110	.836	21	65	86	66	54	0	61	65	4	338	4.8
1994-95	50	7	775	95	223	.426	55	73	.753	19	43	62	66	76	0	29	48	6	251	5.0
1995-96	8	3	128	17	32	.531	15	17	.882	5	10	15	11	16	0	5	17	0	56	7.0

ALL-TIME ROSTER

TOTALS 128 16 1792 234 560 .418 162 200 .810 45 118 163 143 146 0 95 130 10 645 5.0
3-PT. FG: 1993-94, 2-25 (.080); 1994-95, 6-28 (.214); 1995-96, 7-14 (.500); TOTALS, 15-67 (.224)

GRANT, JERAMI

Syracuse
Birthdate: **Mar. 12, 1994**

#39

HT: 6-8
Drafted: 2014, 2nd round (39th overall) by Philadelphia

WT: 210

	G	GS	MIN	FG	FGA	PCT	FT	FTA	PCT	OFF	DEF	TOT	A	PF	D	ST	TO	BS	PTS	AVG
2014-15	65	11	1377	124	352	.352	114	193	.591	49	149	198	79	144	2	40	85	68	411	6.3
2015-16	77	52	2066	251	599	.419	212	322	.658	99	262	361	135	215	1	54	110	127	749	9.7
2016-17	2	0	41	6	17	.353	4	8	500	0	6	6	0	5	0	0	3	4	16	8.0
TOTALS 144	63	3484	381	968	.394	330	523	.631	148	417	565	214	364	3	94	198	199	1176	8.2	

3-PT. FG: 2014-15, 49-156 (.314); 2015-16, 35-146 (.240); 2016-17, 0-2; TOTALS, 84-304 (.276)

GRANT, GREG

Trenton State
Birthdate: **Aug. 29, 1966**

#3

HT: 5-7
Drafted: 1989, 2nd round (52nd overall) by Phoenix

WT: 140

	G	GS	MIN	FG	FGA	PCT	FT	FTA	PCT	OFF	DEF	TOT	A	PF	D	ST	TO	BS	PTS	AVG
1991-92	55	0	834	99	217	.456	19	22	.864	13	52	65	199	73	0	37	41	2	224	4.1
1992-93	72	0	996	77	220	.350	20	31	.645	24	43	67	206	73	0	43	54	1	194	2.7
1995-96	11	2	280	18	48	.375	5	6	.833	3	18	21	60	28	0	12	15	2	45	4.1
TOTALS 138	2	2110	194	485	.400	44	59	.746	40	113	153	465	174	0	92	110	5	463	3.4	

3-PT. FG: 1991-92, 7-18 (.389); 1992-93, 20-68 (.294); 1995-96, 4-18 (.222); TOTALS, 31-104 (.298)

GRANT, HARVEY

Oklahoma
Birthdate: **July 4, 1965**

#44

HT: 6-7
Drafted: 1988, 1st round (12th overall) by Washington

WT: 225

	G	GS	MIN	FG	FGA	PCT	FT	FTA	PCT	OFF	DEF	TOT	A	PF	D	ST	TO	BS	PTS	AVG
1998-99	47	10	798	62	168	.369	21	29	.724	36	74	110	23	73	1	20	21	16	146	3.1
3-PT. FG: 1998-99, 1-6 (.167)																				

PLAYOFFS

	G	GS	MIN	FG	FGA	PCT	FT	FTA	PCT	OFF	DEF	TOT	A	PF	D	ST	TO	BS	PTS	AVG
1998-99	4	0	29	1	11.000	---	0	0	---	1	3	4	0	1	0	0	0	1	2	0.5

GRAYER, JEFF

Iowa State
Birthdate: **Dec. 17, 1965**

#14

HT: 6-5
Drafted: 1988, 1st round (13th overall) by Milwaukee

WT: 215

	G	GS	MIN	FG	FGA	PCT	FT	FTA	PCT	OFF	DEF	TOT	A	PF	D	ST	TO	BS	PTS	AVG
1994-95	47	25	1098	163	381	.428	58	83	.699	58	91	149	74	80	1	27	56	4	389	8.3
3-PT. FG: 1994-95, 5-15 (.333)																				

GREEN, DANNY

North Carolina
Birthdate: **June 22, 1987**

#14

HT: 6-6
Drafted: 2009, 2nd round (46th overall) by Cleveland

WT: 210

	G	GS	MIN	FG	FGA	PCT	FT	FTA	PCT	OFF	DEF	TOT	A	PF	D	ST	TO	BS	PTS	AVG
2020-21	69	69	1934	224	544	.412	31	40	.775	55	205	260	118	125	1	92	67	56	654	9.5
2021-22	68	28	1353	126	320	.394	11	14	.786	32	125	157	64	105	0	60	45	37	366	5.9
TOTALS 131	97	3287	350	864	.405	42	54	.778	87	330	417	182	230	1	152	112	93	1020	7.8	
3-PT. FG: 2020-21, 175-432 (.405) 3-PT. FG: 2021-22, 103-271 (.380) 3-PT. FG: 2021-22, 103-271 (.380); TOTALS, 278-703 (.395)																				

PLAYOFFS

	G	GS	MIN	FG	FGA	PCT	FT	FTA	PCT	OFF	DEF	TOT	A	PF	D	ST	TO	BS	PTS	AVG
2020-21	8	8	199	21	48	.438	0	0	---	9	12	21	21	13	0	9	5	8	56	7.0
2021-22	12	12	319	36	89	.404	0	1.000	9	28	37	10	23	0	12	13	4	103	8.6	
TOTALS 20	20	518	57	137	.416	0	1	---	18	40	58	31	36	0	21	18	12	159	8.0	
3-PT. FG: 2020-21, 14-37 (.378) 3-PT. FG: 2021-22, 5-13 (.385); TOTALS, 45-113 (.398)																				

GREEN, JOHN

Michigan State
Birthdate: **Dec. 8, 1933**

#12

HT: 6-5
Drafted: 1959, 1st round (5th overall) by New York

WT: 200

	G	GS	MIN	FG	FGA	PCT	FT	FTA	PCT	OFF	DEF	TOT	A	PF	D	ST	TO	BS	PTS	AVG
1967-68	35	—	367	69	150	.460	39	83	.470	—	—	122	21	51	0	—	—	—	177	5.1
1968-69	74	—	795	146	282	.518	57	125	.456	—	—	330	47	110	1	—	—	—	349	4.7
TOTALS 109	—	1162	215	432	.498	96	208	.462	—	—	452	68	161	1	—	—	—	526	4.8	

PLAYOFFS

	G	GS	MIN	FG	FGA	PCT	FT	FTA	PCT	OFF	DEF	TOT	A	PF	D	ST	TO	BS	PTS	AVG
1967-68	12	—	219	38	65	.585	20	43	.465	—	—	66	8	19	0	—	—	—	96	8.0
1968-69	5	—	44	9	16	.563	5	9	.556	—	—	14	1	12	1	—	—	—	23	4.6
TOTALS 17	—	263	47	81	.580	25	52	.481	—	—	80	9	31	1	—	—	—	—	119	7.0

GREEN, KENNY

Wake Forest
Birthdate: **Oct. 11, 1964**

#25

HT: 6-7
Drafted: 1985, 1st round (12th overall) by Washington

WT: 215

	G	GS	MIN	FG	FGA	PCT	FT	FTA	PCT	OFF	DEF	TOT	A	PF	D	ST	TO	BS	PTS	AVG
1985-86	21	0	232	39	91	.429	14	23	.609	10	25	35	6	27	0	1	18	2	92	4.4
1986-87	19	0	172	25	70	.357	14	19	.737	6	22	28	7	8	0	4	15	2	64	3.4
TOTALS 40	0	404	64	161	.398	28	42	.667	16	47	63	13	13	0	5	33	4	156	3.9	

GREEN, LUTHER

Long Island University
Birthdate: **Nov. 13, 1946**

#25

HT: 6-7
Drafted: Undrafted

WT: 190

	G	GS	MIN	FG	FGA	PCT	FT	FTA	PCT	OFF	DEF	TOT	A	PF	D	ST	TO	BS	PTS	AVG
1972-73	5	0	32	0	11	.000	3	9	.333	—	—	3	0	3	0	—	—	—	3	0.6



ALL-TIME ROSTER

GREEN, RICKEY

Michigan

#14

HT: 6-11/2

WT: 170

Birthdate: Aug. 18, 1954

Drafted: 1977, 1st round (16th overall) by Golden St.

	G	GS	MIN	FG	FGA	PCT	FT	FTA	PCT	OFF	DEF	TOT	A	PF	D	ST	TO	BS	PTS	AVG
1990-91	79	75	2248	334	722	.463	117	141	.830	33	104	137	413	130	0	57	108	6	793	10.0
3-PT FG: 1990-91, 8-36 (.222)																				

PLAYOFFS

	G	GS	MIN	FG	FGA	PCT	FT	FTA	PCT	OFF	DEF	TOT	A	PF	D	ST	TO	BS	PTS	AVG
1990-91	8	8	199	24	55	.436	8	9	.889	1	8	9	22	9	0	7	13	0	59	7.4
3PT FG: 1990-91, 3-4 (.750)																				

GREEN, SEAN

Iona

#7

HT: 6-5

WT: 210

Birthdate: Feb. 2, 1970

Drafted: 1991, 2nd round (41st overall) by Indiana

	G	GS	MIN	FG	FGA	PCT	FT	FTA	PCT	OFF	DEF	TOT	A	PF	D	ST	TO	BS	PTS	AVG
1993-94	35	0	332	63	182	.346	13	18	.722	10	24	34	16	21	0	18	27	6	149	4.3
3 PT. FG: 1993-94, 10-41 (.244)																				

GREEN, WILLIE

Detroit-Mercy

#33

HT: 6-4

WT: 200

Birthdate: July 28, 1981

Drafted: 2003, 2nd round (41st overall) by Seattle

	G	GS	MIN	FG	FGA	PCT	FT	FTA	PCT	OFF	DEF	TOT	A	PF	D	ST	TO	BS	PTS	AVG
2003-04	53	0	767	143	357	.401	59	81	.728	16	49	65	53	83	0	26	59	5	364	6.9
2004-05	57	21	1066	155	423	.366	97	125	.776	22	111	133	100	121	0	34	75	6	437	7.7
2005-06	10	2	153	28	66	.424	4	5	.800	1	14	15	5	13	0	2	12	0	70	7.0
2006-07	74	36	1842	357	868	.411	74	111	.667	42	116	158	112	144	1	56	106	4	839	11.3
2007-08	74	74	1970	379	870	.436	112	148	.757	32	150	182	151	119	0	54	109	22	921	12.4
2008-09	81	60	1828	286	658	.435	62	85	.729	29	97	126	158	154	0	53	64	13	685	8.5
2009-10	73	18	1553	248	543	.457	95	114	.833	20	109	129	152	135	0	32	67	11	638	8.7
TOTALS	422	211	9180	1596	3785	.422	503	669	.752	162	646	808	731	769	1	257	492	61	3954	9.4
3-PT FG: 2003-04, 19-61 (.311); 2004-05, 30-105 (.286); 2005-06, 10-19 (.526); 2006-07, 51-157 (.325); 2007-08, 51-179 (.285); 2008-09, 51-161 (.317); 2009-10, 47-136 (.346); TOTALS, 259-818 (.317)																				

PLAYOFFS

	G	GS	MIN	FG	FGA	PCT	FT	FTA	PCT	OFF	DEF	TOT	A	PF	D	ST	TO	BS	PTS	AVG
2004-05	5	0	63	8	18	.444	9	10	.900	3	6	9	3	5	0	1	2	0	27	5.4
2007-08	6	6	142	22	51	.431	9	14	.643	2	6	8	12	19	1	5	9	4	54	9.0
2008-09	6	6	148	21	51	.412	1	3	.333	0	6	6	7	13	0	0	5	1	47	7.8
TOTALS	17	12	353	51	120	.425	19	27	.704	5	18	23	22	37	1	6	16	25	128	7.5
3-PT FG: 2004-05, 2-9 (.222); 2007-08, 1-5 (.200); 2008-09, 4-11 (.364); TOTALS, 7-25 (.280)																				

GREENSPAN, JERRY

Maryland

#22

HT: 6-5

WT: 195

Birthdate: Nov. 22, 1941

Drafted: 1963, 3rd round (24th overall) by Syracuse

	G	GS	MIN	FG	FGA	PCT	FT	FTA	PCT	OFF	DEF	TOT	A	PF	D	ST	TO	BS	PTS	AVG
1963-64	20	—	280	32	90	.356	34	50	.680	—	—	72	11	54	0	—	—	—	98	4.9
1964-65	5	—	49	8	13	.615	8	8	1.000	—	—	11	0	12	0	—	—	—	24	4.8
TOTALS	25	—	329	40	103	.388	42	58	.724	—	—	83	11	66	0	—	—	—	122	4.9

GREER, HAL

Marshall

#15

HT: 6-2

WT: 175

Birthdate: June 26, 1936

Drafted: 1958, 2nd round (14th overall) by Syracuse

	G	GS	MIN	FG	FGA	PCT	FT	FTA	PCT	OFF	DEF	TOT	A	PF	D	ST	TO	BS	PTS	AVG
1958-59	68	—	1625	308	679	.454	137	176	.778	—	—	196	101	189	1	—	—	—	753	11.1
1959-60	70	—	1979	388	815	.476	148	189	.783	—	—	303	188	208	4	—	—	—	924	13.2
1960-61	79	—	2763	623	1381	.451	305	394	.774	—	—	455	302	242	0	—	—	—	1551	19.6
1961-62	71	—	2705	644	1442	.447	331	404	.819	—	—	524	313	252	2	—	—	—	1619	22.8
1962-63	80	—	2631	600	1293	.464	362	434	.834	—	—	457	275	286	4	—	—	—	1562	19.5
1963-64	80	—	3157	715	1611	.444	435	525	.829	—	—	484	374	291	6	—	—	—	1865	23.3
1964-65	70	—	2600	539	1245	.433	335	413	.811	—	—	355	313	254	7	—	—	—	1413	20.2
1965-66	80	—	3326	703	1580	.445	413	514	.804	—	—	473	384	315	6	—	—	—	1819	22.7
1966-67	80	—	3086	699	1524	.459	367	466	.788	—	—	422	303	302	5	—	—	—	1765	22.1
1967-68	82	—	3263	777	1626	.478	422	549	.769	—	—	444	372	289	6	—	—	—	1976	24.1
1968-69	82	—	3311	732	1595	.459	432	543	.796	—	—	435	414	294	8	—	—	—	1896	23.1
1969-70	80	—	3024	705	1551	.455	352	432	.815	—	—	376	405	300	8	—	—	—	1762	22.0
1970-71	81	69	3060	591	1371	.431	326	405	.805	—	—	364	369	289	4	—	—	—	1508	18.6
1971-72	81	53	2410	389	866	.449	181	234	.774	—	—	271	316	268	10	—	—	—	959	11.8
1972-73	38	17	848	91	232	.392	32	39	.821	—	—	106	111	76	1	—	—	—	214	5.6
TOTALS	1122	139	39788	8504	18811	.452	4578	5717	.801	—	—	5665	4540	3855	72	—	—	—	21586	19.2

PLAYOFFS

	G	GS	MIN	FG	FGA	PCT	FT	FTA	PCT	OFF	DEF	TOT	A	PF	D	ST	TO	BS	PTS	AVG
1958-59	9	—	277	39	93	.419	26	32	.813	—	—	47	20	35	2	—	—	—	104	11.6
1959-60	3	—	84	22	43	.512	3	4	.750	—	—	14	10	5	0	—	—	—	47	15.7
1960-61	8	—	232	41	106	.387	33	40	.825	—	—	33	19	32	1	—	—	—	115	14.4
1961-62	1	—	5	0	0	---	0	0	---	—	—	0	0	1	0	—	—	—	0	0.0
1962-63	5	—	214	44	87	.506	29	35	.829	—	—	27	21	21	1	—	—	—	117	23.4
1963-64	5	—	211	37	95	.389	33	39	.846	—	—	28	30	19	1	—	—	—	107	21.4
1964-65	11	—	505	101	222	.455	69	87	.793	—	—	81	55	45	2	—	—	—	271	24.6
1965-66	5	—	226	32	91	.352	18	23	.783	—	—	36	21	21	0	—	—	—	82	16.4



ALL-TIME ROSTER

1966-67	15	—	688	161	375	.429	94	118	.797	—	—	88	79	55	1	—	—	—	416	27.7
1967-68	13	—	553	120	278	.432	95	111	.856	—	—	79	55	49	1	—	—	—	335	25.8
1968-69	5	—	204	26	81	.321	28	36	.778	—	—	30	23	23	0	—	—	—	80	16.0
1969-70	5	—	178	33	74	.446	11	13	.846	—	—	17	27	16	0	—	—	—	77	15.4
1970-71	7	—	265	49	112	.438	27	36	.750	—	—	25	33	35	4	—	—	—	125	17.9
TOTALS	92	—	3642	705	1657	.425	466	574	.812	—	—	505	393	357	13	—	—	—	1876	20.4

ALL-STAR GAME

	G	GS	MIN	FG	FGA	PCT	FT	FTA	PCT	OFF	DEF	TOT	A	PF	D	ST	TO	BS	PTS	AVG
1961	1	0	18	7	11	.636	0	0	---	—	—	6	2	—	—	—	—	—	14	—
1962	1	0	24	3	14	.214	2	7	.286	—	—	10	9	—	—	—	—	—	8	—
1963	1	0	15	3	7	.429	0	0	.000	—	—	3	2	—	—	—	—	—	6	—
1964	1	1	20	5	10	.500	3	4	.750	—	—	3	4	1	0	—	—	—	13	—
1965	1	0	21	5	11	.455	3	4	.750	—	—	4	1	2	0	—	—	—	13	—
1966	1	0	23	4	13	.308	1	11	.000	—	—	5	1	4	0	—	—	—	9	—
1967	1	1	31	5	16	.313	7	8	.875	—	—	4	1	5	0	—	—	—	17	—
1968	1	0	17	8	8	1.000	5	7	.714	—	—	3	3	2	0	—	—	—	21	—
1969	1	0	17	0	1	.000	4	5	.800	—	—	3	2	2	0	—	—	—	4	—
1970	1	0	21	7	11	.636	1	11	.000	—	—	4	4	3	4	0	—	—	15	—
TOTALS	10	2	207	47	102	.461	26	37	.703	—	—	45	28	20	0	—	—	—	120	12.0

GUOKAS, MATT	St. Joseph's	#14	HT: 6-51/2	WT: 185
	Birthdate: Feb. 25, 1944	Drafted: 1966, 1st round (9th overall) by 76ers		

	G	GS	MIN	FG	FGA	PCT	FT	FTA	PCT	OFF	DEF	TOT	A	PF	D	ST	TO	BS	PTS	AVG
1966-67	69	—	808	79	203	.389	49	81	.605	—	—	83	105	82	0	—	—	—	207	3.0
1967-68	82	—	1612	190	393	.483	118	152	.776	—	—	185	191	172	0	—	—	—	498	6.1
1968-69	72	—	838	92	216	.426	54	81	.667	—	—	94	104	121	1	—	—	—	238	3.3
1969-70	80	—	1558	189	416	.454	106	149	.711	—	—	216	222	201	0	—	—	—	484	6.1
1970-71	1	—	5	0	0	---	0	0	---	—	—	1	0	0	0	—	—	—	0	0.0
TOTALS	304	—	4821	550	1228	.448	327	463	.706	—	—	579	622	576	1	—	—	—	1427	4.7

PLAYOFFS

	G	GS	MIN	FG	FGA	PCT	FT	FTA	PCT	OFF	DEF	TOT	A	PF	D	ST	TO	BS	PTS	AVG
1966-67	15	—	252	26	64	.406	13	17	.765	—	—	30	23	33	0	—	—	—	65	4.3
1967-68	13	—	327	30	79	.380	20	27	.741	—	—	43	30	39	0	—	—	—	80	6.2
1968-69	5	—	100	11	27	.407	4	5	.800	—	—	12	8	12	0	—	—	—	26	5.2
1970-71	2	—	23	6	8	.750	1	11	.000	—	—	3	1	1	0	—	—	—	13	6.5
TOTALS	35	—	702	73	178	.410	38	50	.760	—	—	88	62	85	0	—	—	—	184	5.3

HALBROOK, SWEDE	Oregon State	#14	HT: 7-3	WT: 235
	Birthdate: Jan. 30, 1933	Drafted: N/A		

	G	GS	MIN	FG	FGA	PCT	FT	FTA	PCT	OFF	DEF	TOT	A	PF	D	ST	TO	BS	PTS	AVG
1960-61	79	—	1131	155	463	.335	76	140	.543	—	—	550	31	262	9	—	—	—	386	4.9
1961-62	64	—	908	152	422	.360	96	151	.636	—	—	399	33	179	7	—	—	—	400	6.3
TOTALS	143	—	2039	307	885	.347	172	291	.591	—	—	949	64	441	16	—	—	—	786	5.5

PLAYOFFS

	G	GS	MIN	FG	FGA	PCT	FT	FTA	PCT	OFF	DEF	TOT	A	PF	D	ST	TO	BS	PTS	AVG
1960-61	8	—	176	24	78	.308	15	22	.682	—	—	85	12	25	1	—	—	—	63	7.9

HALIMON, SHALER	Utah State	#26	HT: 6-6	WT: 200
	Birthdate: Mar. 30, 1945	Drafted: 1968, 1st round (14th overall) by 76ers		

	G	GS	MIN	FG	FGA	PCT	FT	FTA	PCT	OFF	DEF	TOT	A	PF	D	ST	TO	BS	PTS	AVG
1968-69	50	—	350	88	196	.449	10	32	.313	—	—	86	18	34	0	—	—	—	186	3.7

PLAYOFFS

	G	GS	MIN	FG	FGA	PCT	FT	FTA	PCT	OFF	DEF	TOT	A	PF	D	ST	TO	BS	PTS	AVG
1968-69	1	—	2	1	2	.500	0	0	---	—	—	0	0	0	0	—	—	—	2	2.0

HALLIBURTON, JEFF	Drake	#42	HT: 6-5	WT: 195
	Birthdate: July 3, 1949	Drafted: 1971, 3rd round (39th overall) by Atlanta		

	G	GS	MIN	FG	FGA	PCT	FT	FTA	PCT	OFF	DEF	TOT	A	PF	D	ST	TO	BS	PTS	AVG
1972-73	31	0	549	122	280	.436	50	66	.758	—	—	82	68	78	1	—	—	—	294	9.5

HAMILTON, ZENDON	St. John's (N.Y.)	#42	HT: 6-11	WT: 240
	Birthdate: April 29, 1975	Drafted: Undrafted		

	G	GS	MIN	FG	FGA	PCT	FT	FTA	PCT	OFF	DEF	TOT	A	PF	D	ST	TO	BS	PTS	AVG
2003-04	45	0	472	51	95	.537	67	96	.698	49	97	146	13	74	0	8	27	8	169	3.8
2005-06	1	0	3	0	1	.000	1	2	.500	0	0	0	0	1	0	1	0	0	1	1.0
TOTALS	46	0	475	51	96	.531	68	98	.694	49	97	147	13	75	0	9	27	8	170	3.7

HANNUM, ALEX	USC	#42	HT: 6-7	WT: 225
	Birthdate: July 19, 1923	Drafted: 1948, by Indianapolis		

	G	GS	MIN	FG	FGA	PCT	FT	FTA	PCT	OFF	DEF	TOT	A	PF	D	ST	TO	BS	PTS	AVG
1949-50	64	—	—	177	488	.363	128	186	.688	—	—	—	129	264	—	—	—	—	482	7.5



ALL-TIME ROSTER

1950-51	63	—	—	182	494	.368	107	197	543	—	—	301	119	271	16	—	—	—	471	7.5
TOTALS	127	—	—	359	982	.366	235	383	.614	—	—	308	248	535	16	—	—	—	953	7.5

PLAYOFFS

	G	GS	MIN	FG	FGA	PCT	FT	FTA	PCT	OFF	DEF	TOT	A	PF	D	ST	TO	BS	PTS	AVG
1949-50	11	—	—	38	86	.442	17	34	.500	—	—	—	10	50	—	—	—	—	93	8.5
1950-51	7	—	—	17	39	.436	8	10	.800	—	—	47	17	37	3	—	—	—	42	6.0
TOTALS	18	—	—	55	125	.440	25	44	.568	—	—	47	27	87	3	—	—	—	135	7.5

HARDEN, JAMES				Arizona State Birthdate: Aug. 26, 1989				#1				HT: 6-5				WT: 220				
								Drafted: 2009, 1st round (3rd overall) by Oklahoma City												
	G	GS	MIN	FG	FGA	PCT	FT	FTA	PCT	OFF	DEF	TOT	A	PF	D	ST	TO	BS	PTS	AVG
2021-22	21	21	792	115	286	.402	166	186	.892	13	136	149	220	48	0	26	72	5	442	21.0
2022-23	58	58	2135	371	842	.441	313	361	.867	40	314	354	618	112	0	71	195	31	1216	21.0
TOTALS	79	79	2927	486	1128	.431	479	547	.876	53	450	503	838	160	0	97	267	36	1658	21.0

3-PT. FG: 2022-23, 161-418 (.385); TOTALS, 207-559 (.370)

PLAYOFFS

	G	GS	MIN	FG	FGA	PCT	FT	FTA	PCT	OFF	DEF	TOT	A	PF	D	ST	TO	BS	PTS	AVG
2021-22	12	12	479	64	158	.405	67	75	.893	11	57	68	103	29	0	9	50	8	223	20.2
2022-23	11	11	427	72	183	.393	48	55	.873	6	62	68	91	28	0	20	35	4	223	20.3
TOTALS	23	23	906	136	341	.399	115	130	.885	17	119	136	194	57	0	29	85	12	446	19.4

3-PT. FG: 2022-23, 31-82 (.378); TOTALS, 59-158 (.373)

HARMON, JEROME				Louisville Birthdate: Feb. 6, 1969				#40				HT: 6-5				WT: 206				
								Drafted: Undrafted												
	G	GS	MIN	FG	FGA	PCT	FT	FTA	PCT	OFF	DEF	TOT	A	PF	D	ST	TO	BS	PTS	AVG
1994-95	10	0	158	21	53	.396	3	6	.500	9	14	23	12	12	0	9	7	0	46	4.6

3-PT. FG: 1994-95, 1-1 (1.000)

HARPER, JUSTIN				Richmond Birthdate: Aug. 30, 1989				#40				HT: 6-10				WT: 225				
								Drafted: 2011, 2nd round (32nd overall) by Cleveland												
	G	GS	MIN	FG	FGA	PCT	FT	FTA	PCT	OFF	DEF	TOT	A	PF	D	ST	TO	BS	PTS	AVG
2016-17	3	0	31	5	12	.417	0	0		2	3	5	2	2	0	0	4	0	12	4.0

3-PT. FG: 2016-17, 2-7 (.286)

HARPRING, MATT				Georgia Tech Birthdate: Feb. 6, 1969				#23				HT: 6-7				WT: 231				
								Drafted: 1998, 1st round (15th overall) by Orlando												
	G	GS	MIN	FG	FGA	PCT	FT	FTA	PCT	OFF	DEF	TOT	A	PF	D	ST	TO	BS	PTS	AVG
2001-02	81	81	2541	386	838	.461	165	222	.743	203	370	573	107	201	1	70	127	5	958	11.8

3-PT. FG: 2001-02, 21-69 (.304)

PLAYOFFS

	G	GS	MIN	FG	FGA	PCT	FT	FTA	PCT	OFF	DEF	TOT	A	PF	D	ST	TO	BS	PTS	AVG
2001-02	5	5	119	22	44	.500	7	9	.778	13	13	26	7	12	0	5	5	0	51	10.2

HARRELL, MONTREZL				Louisville Birthdate: Jan. 26, 1994				#5				HT: 6-7				WT: 240				
								Drafted: 2015, 2nd round (32nd overall) by Houston												
	G	GS	MIN	FG	FGA	PCT	FT	FTA	PCT	OFF	DEF	TOT	A	PF	D	ST	TO	BS	PTS	AVG
2022-23	57	7	681	125	209	.598	70	101	.693	67	92	159	33	75	0	17	35	25	320	5.6

3-PT. FG: 2022-23, 0-6 (.000)

PLAYOFFS

	G	GS	MIN	FG	FGA	PCT	FT	FTA	PCT	OFF	DEF	TOT	A	PF	D	ST	TO	BS	PTS	AVG
2022-23	2	0	7	0	3	.000	0	0	-	0	1	1	0	0	0	0	0	0	0	0.0

3-PT. FG: 2022-23, 0-0 (.000)

HARRIS, LUCIOUS				Long Beach State Birthdate: Dec. 18, 1970				#30				HT: 6-5				WT: 205				
								Drafted: 1993, 2nd round (28th overall) by Dallas												
	G	GS	MIN	FG	FGA	PCT	FT	FTA	PCT	OFF	DEF	TOT	A	PF	D	ST	TO	BS	PTS	AVG
1996-97	54	3	813	112	294	.381	33	47	.702	27	44	71	50	45	0	24	39	0	217	3.6

3-PT. FG: 1996-97, 36-99 (.364)

HARRIS, TOBIAS				Tennessee Birthdate: July 15, 1992				#12, #33				HT: 6-9				WT: 235				
								Drafted: 2011, 1st round (19th overall) by Charlotte												
	G	GS	MIN	FG	FGA	PCT	FT	FTA	PCT	OFF	DEF	TOT	A	PF	D	ST	TO	BS	PTS	AVG
2018-19	27	27	944	187	399	.469	74	88	.841	32	181	213	79	61	0	11	42	13	492	18.2
2019-20	72	72	2469	553	1173	.471	174	216	.806	69	426	495	227	165	3	53	104	40	1411	19.6
2020-21	62	62	2014	473	924	.512	182	204	.892	62	357	419	220	119	0	55	107	51	1210	19.5
2021-22	73	73	2543	493	1022	.482	170	202	.842	77	419	496	164	164	2	47	116	43	1257	17.2
2022-23	74	74	2436	423	845	.501	113	129	.876	67	357	424	186	149	1	68	89	40	1085	14.7
TOTALS	308	308	10406	2129	4363	.488	713	839	.850	307	1740	2047	964	658	4	234	458	187	5455	17.7

3-PT. FG: 2022-23, 126-324 (.389); TOTALS, 484-1299 (.373)



ALL-TIME ROSTER

PLAYOFFS

	G	GS	MIN	FG	FGA	PCT	FT	FTA	PCT	OFF	DEF	TOT	A	PF	D	ST	TO	BS	PTS	AVG
2018-19	12	12	443	71	167	.425	22	26	.846	12	97	109	48	30	0	13	19	6	186	15.5
2019-20	4	4	149	23	60	.383	15	19	.789	14	24	38	16	11	0	2	5	1	63	15.8
2020-21	12	12	438	105	215	.488	35	40	.875	10	92	102	42	29	0	12	18	5	261	21.8
2021-22	12	12	466	81	162	.500	19	22	.864	10	81	91	35	35	0	13	18	10	203	16.9
2022-23	11	11	392	70	134	.522	13	15	.867	17	63	80	18	28	0	7	8	6	168	15.3
TOTALS	51	51	1888	350	738	.474	104	122	.852	63	357	420	159	133	0	47	68	28	881	17.3

3-PT. FG: 2022-23, 15-41 (.366); TOTALS, 77-219 (.352)

HARRIS, TONY

New Orleans
Birthdate: May 13, 1967

#3
Drafted: Undrafted

HT: 6-3

WT: 190

	G	GS	MIN	FG	FGA	PCT	FT	FTA	PCT	OFF	DEF	TOT	A	PF	D	ST	TO	BS	PTS	AVG
1990-91	6	0	41	4	16	.250	2	4	.500	0	1	1	0	5	0	1	3	0	10	1.7

3-PT. FG: 1990-91, 0-2 (.000)

HARRISON, BOB

Michigan
Birthdate: Aug. 12, 1927

Drafted: 1949, by Minneapolis

HT: 6-1

WT: 190

	G	GS	MIN	FG	FGA	PCT	FT	FTA	PCT	OFF	DEF	TOT	A	PF	D	ST	TO	BS	PTS	AVG
1956-57*	66	—	1810	243	629	.386	93	130	.715	—	—	156	161	220	5	—	—	—	579	8.8
1957-58	72	—	1799	210	604	.348	97	122	.795	—	—	166	169	200	1	—	—	—	517	7.2
TOTALS	138	—	3609	453	1233	.367	190	252	.754	—	—	322	330	420	6	—	—	—	1096	7.9

PLAYOFFS

	G	GS	MIN	FG	FGA	PCT	FT	FTA	PCT	OFF	DEF	TOT	A	PF	D	ST	TO	BS	PTS	AVG
1956-57	5	—	133	12	45	.267	8	9	.889	—	—	13	15	21	1	—	—	—	32	6.4
1957-58	3	—	43	4	16	.250	2	3	.667	—	—	7	5	6	0	—	—	—	10	3.3
TOTALS	8	—	176	16	61	.262	10	12	.833	—	—	20	20	27	1	—	—	—	42	5.3

HAWES, SPENCER

WASHINGTON
Birthdate: Apr. 28, 1988

#00
Drafted: 2007, 1st round (10th overall) by Sacramento

HT: 7-1

WT: 245

	G	GS	MIN	FG	FGA	PCT	FT	FTA	PCT	OFF	DEF	TOT	A	PF	D	ST	TO	BS	PTS	AVG
2010-11	81	81	1718	264	568	.465	47	88	.534	129	336	465	121	201	2	29	97	71	584	7.2
2011-12	37	29	920	156	319	.489	40	55	.727	78	192	270	98	100	0	16	55	48	355	9.6
2012-13	82	40	2233	376	811	.464	122	157	.777	173	417	590	183	233	1	24	131	113	905	11.0
2013-14	53	53	1666	264	586	.451	79	101	.782	88	364	452	176	154	2	31	119	67	688	13.0
TOTALS	253	203	6537	1060	2284	.464	288	401	.718	468	1309	1777	578	688	5	100	402	299	2530	10.0

3-PT. FG: 2010-11, 9-37 (.243); 2011-12, 3-12 (.250); 2012-13, 31-87 (.356); 2013-14, 81-203 (.399); TOTALS, 124-339 (.366)

PLAYOFFS

	G	GS	MIN	FG	FGA	PCT	FT	FTA	PCT	OFF	DEF	TOT	A	PF	D	ST	TO	BS	PTS	AVG
2010-11	5	5	98	12	33	.364	2	4	.500	5	14	19	9	11	0	0	2	2	26	5.2
2011-12	13	12	332	50	108	.463	19	26	.731	18	68	86	21	32	0	4	22	11	121	9.3
TOTALS	18	17	430	62	141	.440	21	30	.700	23	82	105	30	43	0	4	24	13	147	8.2

3-PT. FG: 2010-11, 0-1 (.000); 2011-12, 2-5 (.400); TOTALS, 2-6 (.333)

HAWKINS, HERSEY

Bradley
Birthdate: Sept. 29, 1966

#33
Drafted: 1988, 1st round (6th overall) by LA Clippers

HT: 6-3

WT: 190

	G	GS	MIN	FG	FGA	PCT	FT	FTA	PCT	OFF	DEF	TOT	A	PF	D	ST	TO	BS	PTS	AVG
1988-89	79	79	2577	442	971	.455	241	290	.831	51	174	225	239	184	0	120	158	37	1196	15.1
1989-90	82	82	2856	522	1136	.460	387	436	.888	85	219	304	261	217	2	130	185	28	1515	18.5
1990-91	80	80	3110	590	1251	.472	479	550	.871	48	262	310	299	182	0	178	213	39	1767	22.1
1991-92	81	81	3013	521	1127	.462	403	461	.874	53	218	271	248	174	0	157	189	43	1536	19.0
1992-93	81	81	2977	551	1172	.470	419	487	.860	91	255	346	317	189	0	137	180	30	1643	20.3
TOTALS	403	403	14533	2626	5657	.464	1929	2224	.867	328	1128	1456	1364	946	2	722	925	177	7657	19.0

3-PT. FG: 1988-89, 71-166 (.428); 1989-90, 84-200 (.420); 1990-91, 108-270 (.400); 1991-92, 91-229 (.397); 1992-93, 122-307 (.397); TOTALS, 416-1172 (.406)

PLAYOFFS

	G	GS	MIN	FG	FGA	PCT	FT	FTA	PCT	OFF	DEF	TOT	A	PF	D	ST	TO	BS	PTS	AVG
1988-89	3	3	72	3	24	.125	2	21	.000	1	4	5	4	6	0	3	3	1	8	2.7
1989-90	10	10	415	81	163	.497	59	63	.937	8	23	31	36	25	0	12	31	7	235	23.5
1990-91	8	8	329	47	101	.465	59	63	.937	8	38	46	27	29	1	20	16	10	167	20.9
TOTALS	21	21	816	131	288	.455	120	128	.938	17	65	82	67	60	1	35	50	18	410	19.5

3-PT. FG: 1988-89, 0-5 (.000); 1989-90, 14-36 (.389); 1990-91, 14-26 (.538); TOTALS, 28-67 (.418)

ALL-STAR GAME

	G	GS	MIN	FG	FGA	PCT	FT	FTA	PCT	OFF	DEF	TOT	A	PF	D	ST	TO	BS	PTS	AVG
1991	1	0	14	3	5	.600	0	0	---	0	0	0	1	1	0	0	1	0	6	

3-PT. FG: 1991, 0-1 (.000)

HAYES, STEVE

Idaho State
Birthdate: Aug. 2, 1955

#31
Drafted: 1977, 4th round (76th overall) by New York

HT: 7-0

WT: 205

	G	GS	MIN	FG	FGA	PCT	FT	FTA	PCT	OFF	DEF	TOT	A	PF	D	ST	TO	BS	PTS	AVG
1984-85	11	0	101	10	18	.556	2	4	.500	11	23	34	1	19	0	1	2	4	22	2.0



ALL-TIME ROSTER

HENDERSON, ALAN													Indiana			#44			HT: 6-9			WT: 240		
													Birthdate: Dec. 2, 1972						Drafted: 1995, 1st round, (16th overall) by Atlanta					
	G	GS	MIN	FG	FGA	PCT	FT	FTA	PCT	OFF	DEF	TOT	A	PF	D	ST	TO	BS	PTS	AVG				
2006-07	38	5	418	43	67	.642	33	47	.702	48	59	107	10	62	1	9	12	12	119	3.1				

HENDERSON, DAVID													Duke			#3			HT: 6-5			WT: 195		
													Birthdate: July 21, 1964						Drafted: 1986, 3rd round (58th overall) by Washington					
	G	GS	MIN	FG	FGA	PCT	FT	FTA	PCT	OFF	DEF	TOT	A	PF	D	ST	TO	BS	PTS	AVG				
1987-88	69	3	1436	189	439	.431	136	168	.810	26	71	97	218	173	0	67	125	5	581	8.4				
1988-89	65	0	986	144	348	.414	104	127	.819	17	51	68	140	121	1	42	73	3	425	6.5				
TOTALS	134	3	2422	333	787	.423	240	295	.814	43	122	165	358	294	1	109	198	8	1006	7.5				
3-PT. FG: 1987-88, 67-159 (.421); 1988-89, 33-107 (.308); TOTALS, 100-266 (.376)																								

PLAYOFFS

	G	GS	MIN	FG	FGA	PCT	FT	FTA	PCT	OFF	DEF	TOT	A	PF	D	ST	TO	BS	PTS	AVG
1988-89	3	—	69	10	25	.400	2	6	.333	3	4	7	5	10	0	2	5	0	24	8.0
3-PT. FG: 1987-88, 2-7 (.286)																				

HENDERSON, GERALD													Virginia Commonwealth			#12			HT: 6-2			WT: 195		
													Birthdate: Jan 16, 1956						Drafted: 1978, 3rd round (64th overall) by San Antonio					
	G	GS	MIN	FG	FGA	PCT	FT	FTA	PCT	OFF	DEF	TOT	A	PF	D	ST	TO	BS	PTS	AVG				
1987-88	69	3	1436	189	439	.431	136	168	.810	26	71	97	218	173	0	67	125	5	581	8.4				
1988-89	65	0	986	144	348	.414	104	127	.819	17	51	68	140	121	1	42	73	3	425	6.5				
TOTALS	134	3	2422	333	787	.423	240	295	.814	43	122	165	358	294	1	109	198	8	1006	7.5				
3-PT. FG: 1987-88, 67-159 (.421); 1988-89, 33-107 (.308); TOTALS, 100-266 (.376)																								

PLAYOFFS

	G	GS	MIN	FG	FGA	PCT	FT	FTA	PCT	OFF	DEF	TOT	A	PF	D	ST	TO	BS	PTS	AVG
1988-89	3	—	69	10	25	.400	2	6	.333	3	4	7	5	10	0	2	5	0	24	8.0
3-PT. FG: 1987-88, 2-7 (.286)																				

HENDERSON, GERALD													Duke			#12			HT: 6-5			WT: 215		
													Birthdate: Dec. 9, 1987						Drafted: 2009, 1st round (12th overall) by Charlotte					
	G	GS	MIN	FG	FGA	PCT	FT	FTA	PCT	OFF	DEF	TOT	A	PF	D	ST	TO	BS	PTS	AVG				
2016-17	72	41	1667	234	553	.423	133	165	.806	34	151	185	112	129	0	40	62	15	662	9.2				
3-PT. FG: 61-173, (.353)																								

HENDRICKSON, MARK													Washington State			#14			HT: 6-9			WT: 220		
													Birthdate: June 23, 1974						Drafted: 1996, 2nd round (31st overall) by 76ers					
	G	GS	MIN	FG	FGA	PCT	FT	FTA	PCT	OFF	DEF	TOT	A	PF	D	ST	TO	BS	PTS	AVG				
1996-97	29	1	301	32	77	.416	18	26	.692	35	57	92	3	32	1	10	14	4	85	2.9				
3-PT. FG: 1996-97, 3-12 (.250)																								

HENNESSY, LARRY													Villanova			#12			HT: 6-3			WT: 185		
													Birthdate: May 20, 1929						Drafted: Undrafted					
	G	GS	MIN	FG	FGA	PCT	FT	FTA	PCT	OFF	DEF	TOT	A	PF	D	ST	TO	BS	PTS	AVG				
1956-57	21	—	373	56	175	.320	23	32	.719	—	—	45	27	28	0	—	—	—	135	6.4				

HENRY, AARON													Michigan State			#50			HT: 6-5			WT: 210		
													Birthdate: Aug. 30, 1999						Drafted: Undrafted					
	G	GS	MIN	FG	FGA	PCT	FT	FTA	PCT	OFF	DEF	TOT	A	PF	D	ST	TO	BS	PTS	AVG				
2021-22	6	0	17	1	5	.200	0	0	.000	0	1	1	0	2	0	0	2	2	2	0.3				
3-PT. FG: 2021-22, 0-1 (.000)																								

HENRY, AL													Wisconsin			#26			HT: 6-9			WT: 190		
													Birthdate: Feb. 9, 1949						Drafted: 1970, 1st round (12th overall) by 76ers					
	G	GS	MIN	FG	FGA	PCT	FT	FTA	PCT	OFF	DEF	TOT	A	PF	D	ST	TO	BS	PTS	AVG				
1970-71	6	—	26	1	6	.167	5	7	.714	—	—	11	0	1	0	—	—	—	7	1.2				
1971-72	43	1	421	68	156	.436	51	73	.699	—	—	137	8	42	0	—	—	—	187	4.3				
TOTALS	49	1	447	69	162	.426	56	80	.700	—	—	148	8	43	0	—	—	—	194	4.0				

HETZEL, FRED													Davidson			#20			HT: 6-8			WT: 230		
													Birthdate: July 21, 1942						Drafted: 1965, 1st round (1st overall) by San Francisco					
	G	GS	MIN	FG	FGA	PCT	FT	FTA	PCT	OFF	DEF	TOT	A	PF	D	ST	TO	BS	PTS	AVG				
1969-70	63	—	757	156	323	.483	71	85	.835	—	—	207	44	110	3	—	—	—	383	6.1				

PLAYOFFS

	G	GS	MIN	FG	FGA	PCT	FT	FTA	PCT	OFF	DEF	TOT	A	PF	D	ST	TO	BS	PTS	AVG
1969-70	5	—	75	13	25	.520	9	11	.818	—	—	18	3	10	0	—	—	—	95	7.0

HEYMAN, ART													Duke			#35			HT: 6-5			WT: 205		
													Birthdate: June 24, 1941						Drafted: 1963, 1st round (1st overall) by New York					
	G	GS	MIN	FG	FGA	PCT	FT	FTA	PCT	OFF	DEF	TOT	A	PF	D	ST	TO	BS	PTS	AVG				
1965-66	6	—	20	3	9	.333	4	5	.800	—	—	4	4	4	0	—	—	—	10	1.7				

HIGGINS, SEAN**Michigan****#9****HT: 6-9****WT: 215****Birthdate: Dec. 30, 1968****Drafted: 1990, 2nd round (54th overall) by San Antonio**

	G	GS	MIN	FG	FGA	PCT	FT	FTA	PCT	OFF	DEF	TOT	A	PF	D	ST	TO	BS	PTS	AVG
1995-96	44	4	916	134	323	.415	35	37	.946	20	72	92	55	90	1	24	49	11	351	8.0
3-PT. FG:	1995-96, 48-129 (.372)																			

HIGSMITH, HAYWOOD**Wheeling Jesuit University****#7****HT: 6-7****WT: 220****Birthdate: Dec. 9, 1996****Drafted: Undrafted**

	G	GS	MIN	FG	FGA	PCT	FT	FTA	PCT	OFF	DEF	TOT	A	PF	D	ST	TO	BS	PTS	AVG
2018-19	5	0	40	4	10	.400	0	2	.000	0	5	5	2	1	0	1	1	0	9	1.8
TOTALS	5	0	40	4	10	.400	0	2	.000	0	5	5	2	1	0	1	1	0	9	1.8
3-PT. FG:	2018-19, 5 (.200)																			

HILL, GEORGE**IUPUI****#33****HT: 6-3****WT: 187****Birthdate: May 4, 1986****Drafted: 2008, 1st round (26th overall) by San Antonio**

	G	GS	MIN	FG	FGA	PCT	FT	FTA	PCT	OFF	DEF	TOT	A	PF	D	ST	TO	BS	PTS	AVG
2020-21	16	3	303	34	77	.442	19	25	.750	8	24	32	30	19	0	11	19	3	96	6.0
TOTALS	16	3	303	34	77	.442	19	25	.750	8	24	32	30	19	0	11	19	3	96	6.0
3-PT. FG:	2018-19, 9-23 (.391)																			

PLAYOFFS

	G	GS	MIN	FG	FGA	PCT	FT	FTA	PCT	OFF	DEF	TOT	A	PF	D	ST	TO	BS	PTS	AVG
2020-21	12	0	205	19	43	.442	10	13	.769	5	11	16	18	18	0	8	10	3	56	4.7
TOTALS	12	0	205	19	43	.442	10	13	.769	5	11	16	18	18	0	8	10	3	56	4.7
3-PT. FG:	2020-21, 8-19 (.421)																			

HILL, TYRONE**Xavier****#40****HT: 6-9****WT: 250****Birthdate: Mar. 19, 1968****Drafted: 1990, 1st round (11th overall) by Golden State**

	G	GS	MIN	FG	FGA	PCT	FT	FTA	PCT	OFF	DEF	TOT	A	PF	D	ST	TO	BS	PTS	AVG
1998-99	21	6	587	72	150	.480	35	69	.507	64	89	153	18	77	2	16	35	8	179	8.5
1999-00	68	65	2155	318	656	.485	179	259	.691	220	405	625	52	243	3	64	124	27	815	12.0
2000-01	76	75	2363	278	587	.474	172	273	.630	239	448	687	48	242	2	37	127	27	728	9.6
2002-03	24	18	496	44	109	.404	21	35	.600	56	68	124	9	68	0	15	16	7	109	4.5
TOTALS	189	164	5601	712	1502	.474	407	636	.640	579	1010	1589	127	630	7	132	302	69	1831	9.7
3-PT. FG:	1999-00, 0-0 (.000); 1999-00, 0-1 (.000); 2000-01, 0-1 (.000); 2002-03, 0-0 (.000); TOTALS, 0-2 (.000)																			

PLAYOFFS

	G	GS	MIN	FG	FGA	PCT	FT	FTA	PCT	OFF	DEF	TOT	A	PF	D	ST	TO	BS	PTS	AVG
1998-99	8	1	196	19	39	.487	7	19	.368	19	40	59	0	33	1	3	6	2	45	5.6
1999-00	10	10	352	46	100	.460	31	44	.705	36	61	97	9	38	0	9	12	1	123	12.3
2000-01	23	23	742	65	159	.409	36	53	.679	54	114	168	10	80	0	13	26	12	166	7.2
2002-03	10	0	141	12	19	.632	4	4	1.000	12	16	28	2	29	0	1	6	1	28	2.8
TOTALS	51	34	1431	142	317	.448	78	120	.650	121	231	352	21	180	1	26	50	16	362	7.1
3-PT. FG:	1999-00, 0-1 (.000); 2000-01, 0-1 (.000); TOTALS, 0-2 (.000)																			

HINSON, ROY**Rutgers****#23****HT: 6-9****WT: 215****Birthdate: May 2, 1961****Drafted: 1983, 1st round (20th overall) by Cleveland**

	G	GS	MIN	FG	FGA	PCT	FT	FTA	PCT	OFF	DEF	TOT	A	PF	D	ST	TO	BS	PTS	AVG
1986-87	76	58	2489	393	823	.478	273	360	.758	150	338	488	60	281	4	45	148	161	1059	13.9
1987-88	29	10	845	123	272	.452	89	124	.718	53	116	169	27	90	3	24	63	68	335	11.6
TOTALS	105	68	3334	516	1095	.471	362	484	.748	203	454	657	87	371	7	69	211	229	1394	13.3
3-PT. FG:	1986-87, 0-1 (.000); 1987-88, 0-1 (.000); TOTALS, 0-2 (.000)																			

PLAYOFFS

	G	GS	MIN	FG	FGA	PCT	FT	FTA	PCT	OFF	DEF	TOT	A	PF	D	ST	TO	BS	PTS	AVG
1986-87	5	0	159	31	52	.596	24	38	.632	6	17	23	3	18	0	4	2	10	86	17.2

HOLIDAY, JRUE**UCLA****#11****HT: 6-4****WT: 205****Birthdate: June 12, 1990****Drafted: 2009, 1st round (17th overall) by Philadelphia**

	G	GS	MIN	FG	FGA	PCT	FT	FTA	PCT	OFF	DEF	TOT	A	PF	D	ST	TO	BS	PTS	AVG
2009-10	73	51	1767	230	520	.442	65	86	.756	56	135	191	280	153	0	79	156	18	587	8.0
2010-11	82	82	2901	446	999	.446	172	209	.823	68	264	332	531	203	3	120	218	29	1145	14.0
2011-12	65	65	2196	360	834	.432	94	120	.783	57	155	212	290	137	2	103	135	18	879	13.5
2012-13	78	78	2926	555	1288	.431	182	242	.752	89	240	329	625	170	2	123	292	32	1383	17.7
TOTALS	298	276	9789	1591	3641	.437	513	657	.781	270	794	1064	1726	663	7	425	801	97	3994	13.4
3-PT. FG:	2009-10, 62-159 (.390); 2010-11, 81-222 (.365); 2011-12, 65-171 (.380); 2012-13, 91-247 (.368); TOTALS, 299-799 (.374)																			

PLAYOFFS

	G	GS	MIN	FG	FGA	PCT	FT	FTA	PCT	OFF	DEF	TOT	A	PF	D	ST	TO	BS	PTS	AVG
2010-11	5	5	188	24	58	.414	112	15	.800	3	16	19	28	10	0	10	11	2	71	14.2
2011-12	13	13	494	74	179	.413	38	44	.864	17	44	61	67	24	0	20	26	8	206	15.8
TOTALS	18	18	682	98	237	.414	50	59	.847	20	60	80	95	34	0	30	37	10	277	15.4
3-PT. FG:	2010-11, 11-21 (.524); 2011-12, 20-49 (.408); 31-70 (.443)																			



ALL-TIME ROSTER

HOLIDAY, JUSTIN

Washington #14 HT: 6-6 WT: 185
 Birthdate: April 5, 1989 Drafted: Undrafted

	G	GS	MIN	FG	FGA	PCT	FT	FTA	PCT	OFF	DEF	TOT	A	PF	D	ST	TO	BS	PTS	AVG
1965-66	9	0	142	16	48	.333	6	8	.750	0	14	14	15	7	0	3	9	6	42	4.7
3-PT. FG:	2012-13, 4-16 (.250)																			

HOLLINS, LIONEL

Arizona State #9 HT: 6-3 WT: 185
 Birthdate: Oct 19, 1953 Drafted: 1975, 1st round (6th overall) by Portland

	G	GS	MIN	FG	FGA	PCT	FT	FTA	PCT	OFF	DEF	TOT	A	PF	D	ST	TO	BS	PTS	AVG
1979-80	27	26	796	130	313	.415	67	87	.770	24	45	69	112	68	0	46	68	9	329	12.2
1980-81	82	13	2154	327	696	.470	125	171	.731	47	144	191	352	205	2	104	207	18	781	9.5
1981-82	81	81	2257	380	797	.477	132	188	.702	35	152	187	316	198	1	103	146	20	894	11.0
TOTALS	190	120	5207	837	1806	.463	324	446	.726	106	341	447	780	471	3	253	421	47	2004	10.5
3-PT. FG:	1979-80, 2-10 (.200); 1980-81, 2-15 (.133); 1981-82, 2-16 (.125); TOTALS, 6-41 (.146)																			

PLAYOFFS

	G	GS	MIN	FG	FGA	PCT	FT	FTA	PCT	OFF	DEF	TOT	A	PF	D	ST	TO	BS	PTS	AVG
1979-80	18	—	618	97	233	.416	54	68	.794	17	54	71	113	49	0	27	46	3	248	13.8
1980-81	16	16	490	67	152	.441	29	37	.784	8	26	34	65	42	0	17	19	1	163	10.2
1981-82	8	2	114	15	49	.306	4	6	.667	1	8	9	25	11	0	9	13	1	34	4.3
TOTALS	42	18	1222	179	434	.412	87	111	.784	26	88	114	203	102	0	53	78	5	445	10.6
3-PT. FG:	1979-80, 0-10 (.000); 1980-81, 0-1 (.000); 1981-82, 0-1 (.000); TOTALS, 0-12 (.000)																			

HOLMES, RICHARD

Bowling Green #22 HT: 6-10 WT: 245
 Birthdate: Oct. 15, 1993 Drafted: 2015, 2nd round (37th overall) by 76ers

	G	GS	MIN	FG	FGA	PCT	FT	FTA	PCT	OFF	DEF	TOT	A	PF	D	ST	TO	BS	PTS	AVG
2015-16	51	1	702	114	222	.514	51	74	.689	62	73	135	33	92	0	19	32	40	287	5.6
2016-17	57	17	1193	230	412	.558	72	103	.699	94	217	311	58	136	1	42	55	55	559	9.8
2017-18	48	2	746	135	241	.56	37	56	.661	57	154	211	61	97	3	20	25	29	311	6.5
TOTALS	156	20	2641	479	875	.547	160	233	.687	213	444	657	152	325	4	81	112	124	1157	7.4
3-PT. FG:	2015-16, 8-44 (.182); 2016-17, 27-77 (.351); 2017-18, 4-31 (.129); TOTALS, 39-152 (.257)																			

PLAYOFFS

	G	GS	MIN	FG	FGA	PCT	FT	FTA	PCT	OFF	DEF	TOT	A	PF	D	ST	TO	BS	PTS	AVG
2017-18	3	0	11	0		10.000	0		0.000	0	1	1	1	3	0	0	0	0	0	0.0
3-PT. FG:	2017-18, 0-0 (.000)																			

HOLUP, JOE

George Washington #1 HT: 6-6 WT: 215
 Birthdate: Feb. 26, 1934 Drafted: 1956, by Syracuse

	G	GS	MIN	FG	FGA	PCT	FT	FTA	PCT	OFF	DEF	TOT	A	PF	D	ST	TO	BS	PTS	AVG
1956-57	71	—	1284	160	487	.329	204	253	.806	—	—	279	84	177	5	—	—	—	524	7.4
1957-58*	53	—	740	91	278	.327	71	94	.755	—	—	221	36	99	2	—	—	—	253	4.8
TOTALS	124	—	2024	251	765	.328	275	347	.793	—	—	500	120	276	7	—	—	—	777	6.3

PLAYOFFS

	G	GS	MIN	FG	FGA	PCT	FT	FTA	PCT	OFF	DEF	TOT	A	PF	D	ST	TO	BS	PTS	AVG
1956-57	5	—	88	6	28	.214	8	12	.667	—	—	20	1	3	0	—	—	—	20	4.0

HONEYCUTT, JERALD

Tulane #25 HT: 6-9 WT: 254
 Birthdate: Oct. 20, 1974 Drafted: 1997, 2nd round (39th overall) by Milwaukee

	G	GS	MIN	FG	FGA	PCT	FT	FTA	PCT	OFF	DEF	TOT	A	PF	D	ST	TO	BS	PTS	AVG
1998-99	13	0	90	7	27	.259	6	8	.750	3	8	11	3	10	0	4	8	2	25	1.9
3-PT. FG:	1998-99, 5-14 (.357)																			

PLAYOFFS

	G	GS	MIN	FG	FGA	PCT	FT	FTA	PCT	OFF	DEF	TOT	A	PF	D	ST	TO	BS	PTS	AVG
1998-99	6	0	12	1	5	.200	0	0	---	1	0	1	0	3	0	0	1	0	2	0.3
3-PT. FG:	1998-99, 0-3 (.000)																			

HOPKINS, BOB

Grambling State #18 HT: 6-8 WT: 205
 Birthdate: Nov. 3, 1934 Drafted: 1956, by Syracuse

	G	GS	MIN	FG	FGA	PCT	FT	FTA	PCT	OFF	DEF	TOT	A	PF	D	ST	TO	BS	PTS	AVG
1956-57	62	—	764	130	343	.379	94	126	.746	—	—	233	22	106	0	—	—	—	354	5.7
1957-58	69	—	1224	221	554	.399	123	161	.764	—	—	392	45	162	5	—	—	—	565	8.2
1958-59	67	—	1518	246	611	.403	176	234	.752	—	—	436	67	181	5	—	—	—	668	10.0
1959-60	75	—	1616	257	660	.389	136	174	.782	—	—	465	55	193	4	—	—	—	650	8.7
TOTALS	273	—	5122	854	2168	.394	529	695	.761	—	—	1526	189	642	14	—	—	—	2237	8.2

PLAYOFFS

	G	GS	MIN	FG	FGA	PCT	FT	FTA	PCT	OFF	DEF	TOT	A	PF	D	ST	TO	BS	PTS	AVG
1956-57	5	—	73	9	25	.360	10	15	.667	—	—	19	2	14	1	—	—	—	28	5.6
1957-58	3	—	39	4	16	.250	4	6	.667	—	—	14	0	7	0	—	—	—	12	4.0
1958-59	9	—	203	23	68	.338	28	34	.824	—	—	60	9	33	1	—	—	—	74	8.2
1959-60	1	—	19	2	8	.250	3	3	1.000	—	—	6	0	3	0	—	—	—	7	7.0
TOTALS	18	—	334	38	117	.325	45	58	.776	—	—	99	11	57	2	—	—	—	121	6.7



ALL-TIME ROSTER

HOPPEN, DAVE**Nebraska**
Birthdate: **Mar. 13, 1964** **#40** **HT: 6-11** **WT: 235**
Drafted: **1987, 3rd round (65th overall)** by Atlanta

	G	GS	MIN	FG	FGA	PCT	FT	FTA	PCT	OFF	DEF	TOT	A	PF	D	ST	TO	BS	PTS	AVG
1990-91	11	0	43	6	12	.500	8	12	.667	4	5	9	0	11	0	1	1	0	20	1.8
1991-92	11	0	40	2	7	.286	5	10	.500	1	9	10	2	6	0	0	3	0	9	0.8
TOTALS	22	0	83	8	19	.421	13	22	.591	5	14	19	2	17	0	1	4	0	29	1.3

3-PT. FG: 1990-91, 0-1 (.000); TOTALS, 0-1 (.000)

PLAYOFFS

	G	GS	MIN	FG	FGA	PCT	FT	FTA	PCT	OFF	DEF	TOT	A	PF	D	ST	TO	BS	PTS	AVG
1990-91	3	0	9	3	3	1.000	0	2	.000	0	3	3	0	1	0	0	0	0	6	2.0

3-PT. FG: 1987-88, 2-7 (.286)

HORFORD, AL**Florida**
Birthdate: **June 3, 1986** **#42** **HT: 6-59** **WT: 240**
Drafted: **2007, 1st round (3rd overall)** by Atlanta

	G	GS	MIN	FG	FGA	PCT	FT	FTA	PCT	OFF	DEF	TOT	A	PF	D	ST	TO	BS	PTS	AVG
2019-20	67	61	2025	319	709	.450	61	80	.763	103	353	456	270	142	1	52	80	61	798	11.9

3-PT. FG: 2019-20, 99-283 (.350);

PLAYOFFS

	G	GS	MIN	FG	FGA	PCT	FT	FTA	PCT	OFF	DEF	TOT	A	PF	D	ST	TO	BS	PTS	AVG
2019-20	4	3	129	12	25	.480	4	7	.571	9	20	29	9	14	0	1	3	5	28	7.0

3-PT. FG: 2019-20, 0-4 (.000)

HORNACEK, JEFF**Iowa State**
Birthdate: **May 3, 1963** **#14** **HT: 6-4** **WT: 190**
Drafted: **1986, 2nd round (46th overall)** by Phoenix

	G	GS	MIN	FG	FGA	PCT	FT	FTA	PCT	OFF	DEF	TOT	A	PF	D	ST	TO	BS	PTS	AVG
1992-93	79	78	2860	582	1239	.470	250	289	.865	84	258	342	548	203	2	131	222	21	1511	19.1
1993-94	53	53	1994	325	715	.455	178	204	.873	41	171	212	315	115	0	95	138	10	880	16.6
TOTALS	132	131	4854	907	1954	.464	428	493	.868	125	429	554	863	318	2	226	360	31	2391	18.1

3-PT. FG: 1992-93, 97-249 (.390); 1993-94, 52-166 (.313); TOTALS, 149-415 (.359)

HOUSE JR., DANUEL**Texas A&M**
Birthdate: **June 7, 1993** **#25** **HT: 6-6** **WT: 220**
Drafted: **Undrafted**

	G	GS	MIN	FG	FGA	PCT	FT	FTA	PCT	OFF	DEF	TOT	A	PF	D	ST	TO	BS	PTS	AVG
2022-23	56	5	807	93	197	.472	45	60	.750	9	85	94	44	69	0	14	26	9	268	4.8

3-PT. FG: 2022-23, 37-110 (.336)

PLAYOFFS

	G	GS	MIN	FG	FGA	PCT	FT	FTA	PCT	OFF	DEF	TOT	A	PF	D	ST	TO	BS	PTS	AVG
2022-23	7	0	42	9	21	.429	1	11	.000	0	12	12	1	4	0	0	1	0	20	2.9

3-PT. FG: 2022-23, 1-10 (.100)

HOWARD, DWIGHT**SW Atlanta Christian Academy (GA)**
Birthdate: **Dec. 8, 1985** **#39** **HT: 6-9** **WT: 260**
Drafted: **2004, 1st round (1st overall)** by Orlando

	G	GS	MIN	FG	FGA	PCT	FT	FTA	PCT	OFF	DEF	TOT	A	PF	D	ST	TO	BS	PTS	AVG
2020-21	69	6	1196	178	303	.587	121	210	.576	190	390	580	61	200	1	30	112	62	482	7.0
TOTALS	69	6	1196	178	303	.587	121	210	.576	190	390	580	61	200	1	30	112	62	482	7.0

3-PT. FG: 2020-21, 5-20 (.250)

PLAYOFFS

	G	GS	MIN	FG	FGA	PCT	FT	FTA	PCT	OFF	DEF	TOT	A	PF	D	ST	TO	BS	PTS	AVG
2020-21	12	0	149	16	30	.533	24	40	.600	26	49	75	8	31	0	2	12	6	56	4.7
TOTALS	12	0	149	16	30	.533	24	40	.600	26	49	75	8	31	0	2	12	6	56	4.7

3-PT. FG: 2020-21, 0-1 (.000)

HOWELL, BAILEY**Mississippi State**
Birthdate: **Jan. 20, 1937** **#16** **HT: 6-7** **WT: 220**
Drafted: **1959, 1st round (2nd overall)** by Detroit

	G	GS	MIN	FG	FGA	PCT	FT	FTA	PCT	OFF	DEF	TOT	A	PF	D	ST	TO	BS	PTS	AVG
1970-71	82	—	1589	324	686	.472	230	315	.730	—	—	441	115	234	2	—	—	—	878	10.7

PLAYOFFS

	G	GS	MIN	FG	FGA	PCT	FT	FTA	PCT	OFF	DEF	TOT	A	PF	D	ST	TO	BS	PTS	AVG
1970-71	7	—	122	19	45	.422	9	13	.69	—	—	12	11	22	0	—	—	—	48	6.

HUGHES, LARRY**St. Louis**
Birthdate: **Jan. 23, 1979** **#21** **HT: 6-5** **WT: 185**
Drafted: **1998, 1st round (8th overall)** by 76ers

	G	GS	MIN	FG	FGA	PCT	FT	FTA	PCT	OFF	DEF	TOT	A	PF	D	ST	TO	BS	PTS	AVG
1998-99	50	1	988	170	414	.411	107	151	.709	83	106	189	77	97	0	44	68	14	455	9.1
1999-00	50	5	1018	192	461	.416	106	142	.746	52	107	159	75	94	0	54	95	12	501	10.0
TOTALS	100	6	2006	362	875	.414	213	293	.727	135	213	348	152	191	0	98	163	26	956	9.6

3-PT. FG: 1998-99, 8-52 (.152); 1999-00, 11-51 (.216); TOTALS, 19-103 (.184)



ALL-TIME ROSTER

PLAYOFFS

	G	GS	MIN	FG	FGA	PCT	FT	FTA	PCT	OFF	DEF	TOT	A	PF	D	ST	TO	BS	PTS	AVG	
1998-99	8	0	198	31	77	.403	20	24	.833	17	20	37	16	21	0	15	12	9	82	10.3	
3-PT. FG:	1998-99, 0-7 (.000)																				

HUNTER, STEVEN

DePaul

Birthdate: Oct. 31, 1981

#45

Drafted: 2001, 1st round (15th overall) by Orlando

HT: 7-0

WT: 240

	G	GS	MIN	FG	FGA	PCT	FT	FTA	PCT	OFF	DEF	TOT	A	PF	D	ST	TO	BS	PTS	AVG
2005-06	69	35	1312	175	291	.601	71	138	.514	110	161	271	17	120	0	12	64	76	421	6.1
2006-07	70	41	1605	188	326	.577	74	151	.490	114	221	335	26	137	1	13	65	76	450	6.4
TOTALS	139	76	2917	363	617	.588	145	289	.502	224	382	606	43	257	1	25	129	152	871	6.3

IAVARONI, MARC

Virginia

Birthdate: Sept. 15, 1956

#8

Drafted: 1978, 3rd round (55th overall) by New York

HT: 6-10

WT: 225

	G	GS	MIN	FG	FGA	PCT	FT	FTA	PCT	OFF	DEF	TOT	A	PF	D	ST	TO	BS	PTS	AVG
1982-83	80	77	1612	163	353	.462	78	113	.690	117	212	329	83	238	0	32	133	44	404	5.1
1983-84	78	71	1532	149	322	.463	97	131	.740	91	219	310	95	222	1	36	124	55	395	5.1
1984-85	12	10	156	12	31	.387	6	6	1.000	11	18	29	6	24	0	4	16	3	30	2.5
TOTALS	170	158	3300	324	706	.459	181	250	.724	219	449	668	184	484	1	72	273	102	829	4.9

3-PT. FG: 1982-83, 0-2 (.000); 1983-84, 0-2 (.000); TOTALS, 0-4 (.000)

PLAYOFFS

	G	GS	MIN	FG	FGA	PCT	FT	FTA	PCT	OFF	DEF	TOT	A	PF	D	ST	TO	BS	PTS	AVG
1982-83	13	—	283	29	52	.558	9	18	.500	22	35	57	19	42	1	8	13	7	67	5.2
1983-84	4	—	4	7	15	.467	7	8	.875	3	5	8	3	18	1	1	5	1	22	4.5
TOTALS	17	—	287	36	67	.537	16	26	.615	25	40	65	22	60	2	9	18	8	89	5.2

3-PT. FG: 1983-84, 1-2 (.500)

IGUODALA, ANDRE

Arizona

Birthdate: Jan. 28, 1984

#4, 9

Drafted: 2004, 1st round (9th overall) by 76ers

HT: 6-6

WT: 207

	G	GS	MIN	FG	FGA	PCT	FT	FTA	PCT	OFF	DEF	TOT	A	PF	D	ST	TO	BS	PTS	AVG
2004-05	82	82	2686	269	546	.493	156	210	.743	89	375	464	246	204	2	138	139	48	741	9.0
2005-06	82	82	3086	344	688	.500	263	349	.754	117	364	481	255	198	4	135	153	21	1007	12.3
2006-07	76	76	3062	443	991	.447	452	551	.820	77	357	434	432	200	0	152	261	33	1386	18.2
2007-08	82	82	3242	582	1277	.456	365	506	.721	85	361	446	391	187	1	171	214	49	1630	19.9
2008-09	82	82	3269	542	1147	.473	377	521	.724	92	379	471	434	152	1	131	222	36	1541	18.8
2009-10	82	82	3193	496	1120	.443	315	430	.733	82	447	529	472	145	0	141	218	55	1401	17.1
2010-11	67	67	2469	338	759	.445	208	300	.693	61	326	387	422	109	0	101	138	38	945	14.1
2011-12	62	62	2209	287	632	.454	121	196	.617	56	325	381	339	92	0	107	115	30	771	12.4
TOTALS	615	615	23216	3301	7160	.461	2257	3063	.737	659	2934	3593	2991	1287	8	1076	1460	310	9422	

15.33-PT FG: 2004-05, 47-142 (.331); 2005-06, 56-158 (.354); 2006-07, 48-155 (.310); 2007-08, 101-307 (.329); 2008-09, 80-261 (.307); 2009-10, 94-303 (.310); 2010-11, 61-181 (.337); 2011-12, 76-193 (.394); TOTALS, 563-1700 (.331)

PLAYOFFS

	G	GS	MIN	FG	FGA	PCT	FT	FTA	PCT	OFF	DEF	TOT	A	PF	D	ST	TO	BS	PTS	AVG
2004-05	5	5	192	20	43	.465	6	12	.500	8	15	23	15	12	0	14	5	5	49	9.8
2007-08	6	6	234	23	69	.333	31	43	.721	6	23	29	30	11	0	13	26	1	79	13.2
2008-09	6	6	269	44	98	.449	30	46	.652	6	32	38	40	9	0	11	24	0	129	21.5
2010-11	5	5	182	22	52	.423	10	14	.714	7	28	35	34	16	0	5	14	2	57	11.4
2011-12	13	13	505	58	151	.384	33	56	.589	17	57	74	48	32	0	19	19	5	168	12.9
TOTALS	35	35	1382	167	413	.404	110	171	.643	44	155	199	167	80	0	62	88	13	482	13.8

3-PT FG: 2004-05, 3-9 (.333); 2007-08, 2-14 (.143); 2008-09, 11-28 (.393); 2010-11, 3-14 (.214); 2011-12, 19-49 (.388); TOTALS, 38-11 (.333)

ILYASOVA, ERSAN

Turkey

Birthdate: May 15, 1987

#7, #23

Drafted: 2005, 2nd round (36th overall) by Milwaukee

HT: 6-10

WT: 235

	G	GS	MIN	FG	FGA	PCT	FT	FTA	PCT	OFF	DEF	TOT	A	PF	D	ST	TO	BS	PTS	AVG
2016-17	53	40	1447	285	648	.440	109	142	.768	71	243	314	97	133	2	33	78	14	786	14.8
2017-18	23	3	554	93	212	.439	33	45	.733	44	110	154	39	65	1	17	29	9	249	10.8
TOTALS	76	43	2001	378	860	.44	142	187	.759	115	353	468	136	198	3	50	107	23	1035	13.6

3-PT FG: 2016-17, 107-298 (.359); 2017-18, 30-83 (.361)

PLAYOFFS

	G	GS	MIN	FG	FGA	PCT	FT	FTA	PCT	OFF	DEF	TOT	A	PF	D	ST	TO	BS	PTS	AVG
2017-18	10	1	233	36	84	.429	12	21	0.571	26	50	76	13	25	0	7	10	4	93	9.3

3-PT FG: 2017-18, 107-298 (.359); 2017-18, 30-83 (.361); TOTALS, 137-381 (.360)

IMHOFF, DARRALL

California

Birthdate: Oct. 11, 1938

#18

Drafted: 1960, 1st round (3rd overall) by New York

HT: 6-10

WT: 220

	G	GS	MIN	FG	FGA	PCT	FT	FTA	PCT	OFF	DEF	TOT	A	PF	D	ST	TO	BS	PTS	AVG
1968-69	82	—	2360	279	593	.470	194	325	.597	—	—	292	218	310	12	—	—	—	752	9.2
1969-70	79	—	2474	430	796	.540	215	331	.650	—	—	754	211	294	7	—	—	—	1075	13.6
TOTALS	161	—	4834	709	1389	.510	409	656	.623	—	—	1546	429	604	19	—	—	—	1827	11.3

PLAYOFFS

	G	GS	MIN	FG	FGA	PCT	FT	FTA	PCT	OFF	DEF	TOT	A	PF	D	ST	TO	BS	PTS	AVG
1968-69	5	—	191	33	66	.500	25	38	.658	—	—	82	12	24	1	—	—	—	91	18.2



ALL-TIME ROSTER

1969-70	5	—	138	22	48	.458	1	7	.143	—	—	35	11	23	0	—	—	—	45	9.0
TOTALS	10	—	329	55	114	.482	26	45	.578	—	—	117	23	47	1	—	—	—	136	13.6

IVERSON, ALLEN

Georgetown

#3

HT: 6-0

WT: 165

Birthdate: June 7, 1975

Drafted: 1996, 1st round (1st overall) by 76ers

	G	GS	MIN	FG	FGA	PCT	FT	FTA	PCT	OFF	DEF	TOT	A	PF	D	S	TO	B	PTS	AVG
1996-97	76	74	3045	625	1504	.416	382	544	.702	115	197	312	567	233	5	157	337	24	1787	23.5
1997-98	80	80	3150	649	1407	.461	390	535	.729	86	210	296	494	200	2	176	244	25	1758	22.0
1998-99	48	48	1990	435	1056	.412	356	474	.751	66	170	236	223	98	0	110	167	7	1284	26.8
1999-00	70	70	2853	729	1733	.421	442	620	.713	71	196	267	328	162	1	144	230	5	1989	28.4
2000-01	71	71	2979	762	1813	.420	585	719	.814	50	223	273	325	147	0	178	237	20	2207	31.1
2001-02	60	59	2622	665	1669	.398	475	585	.812	44	225	269	331	102	0	168	237	13	1883	31.4
2002-03	82	82	3485	804	1940	.414	570	736	.774	68	276	344	454	149	2	225	286	13	2262	27.6
2003-04	48	47	2040	435	1125	.387	339	455	.745	34	144	178	324	87	0	115	209	5	1266	26.4
2004-05	75	75	3174	771	1818	.424	656	786	.835	51	248	299	596	140	1	180	344	9	2302	30.7
2005-06	72	72	3103	815	1822	.447	675	829	.814	44	188	232	532	121	0	140	248	10	2377	33.0
2006-07	15	15	640	151	366	.413	154	174	.885	7	34	41	109	21	0	33	66	1	468	31.2
2009-10	25	24	798	121	290	.417	98	119	.824	15	60	75	102	42	0	18	57	2	348	13.1
TOTALS	722	717	29879	6962	16543	.421	5122	6576	.779	651	2171	2822	4385	1458	11	1644	2662	134	19931	27.6

3-PT FG: 1996-97, 155-455 (.341); 1997-98, 70-235 (.298); 1998-99, 58-199 (.291); 1999-2000, 89-261 (.341); 2000-01, 98-306 (.320); 2001-02, 78-268 (.291); 2002-03, 84-303 (.277); 2003-04, 57-199 (.286); 2004-05, 104-338 (.308); 2005-06, 72-223 (.323); 2006-07, 12-53 (.226); 2009-10, 8-24 (.333); TOTALS, 885-2864 (.309)

PLAYOFFS

	G	GS	MIN	FG	FGA	PCT	FT	FTA	PCT	OFF	DEF	TOT	A	PF	D	S	TO	B	PTS	AVG
1998-99	8	8	358	88	214	.411	37	52	.712	14	19	33	39	19	0	20	24	2	228	28.5
1999-00	10	10	444	91	237	.384	68	92	.739	14	26	40	45	24	0	12	32	1	262	26.2
2000-01	22	22	1016	27	661	.389	161	208	.774	15	89	104	134	55	0	52	63	7	723	32.9
2001-02	5	5	209	45	118	.381	51	63	.610	1	17	18	21	8	0	13	12	0	150	30.0
2002-03	12	12	557	137	329	.416	87	118	.737	11	41	52	89	25	0	29	47	1	380	31.7
2004-05	5	5	238	59	126	.468	26	29	.897	0	11	11	50	12	0	10	21	2	156	31.2
TOTALS	62	62	2822	677	1685	.402	430	562	.765	55	203	258	378	143	0	136	199	13	1899	30.6

3-PT FG: 1998-99, 15-53 (.283); 1999-00, 12-39 (.308); 2000-01, 48-142 (.338); 2001-02, 9-27 (.333); 2002-03, 19-55 (.345); 2004-05, 12-29 (.414); TOTALS, 115-345 (.333)

ALL-STAR GAME

	G	GS	MIN	FG	FGA	PCT	FT	FTA	PCT	OFF	DEF	TOT	A	PF	D	S	TO	B	PTS	AVG
2000	1	1	28	10	18	.556	4	5	.800	2	0	2	9	0	0	2	5	0	26	—
2001	1	1	27	9	21	.429	6	6	1.000	0	2	2	5	0	0	4	4	0	25	—
2002	1	1	25	2	9	.222	1	2	.500	1	3	4	3	0	0	0	2	0	5	—
2003	1	1	41	13	23	.565	8	9	.889	3	2	5	7	2	0	5	6	0	35	—
2004	1	1	23	1	6	.167	1	4	.250	0	1	1	11	3	0	0	4	0	3	—
2005	1	1	32	4	13	.308	7	7	1.000	0	4	4	9	0	0	5	7	0	15	—
2006	1	1	26	5	14	.357	2	4	.500	0	2	2	2	0	0	0	3	0	12	—
TOTALS	7	7	202	44	104	.423	29	37	.784	6	14	20	46	5	0	16	31	0	121	17.3

3-PT FG: 2000, 2-2 (1.000); 2001, 1-1 (1.000); 2003, 1-3 (.333); 2005, 0-0 (---); 2006, 0-0 (---); TOTALS, 4-6 (.667)

IVEY, ROYAL

Texas

#12, 7

HT: 6-4

WT: 215

Birthdate: Dec. 20, 1981

Drafted: 2004, 2nd round (37th overall) by Atlanta

	G	GS	MIN	FG	FGA	PCT	FT	FTA	PCT	OFF	DEF	TOT	A	PF	D	ST	TO	BS	PTS	AVG
2008-09	71	0	861	69	208	.332	34	43	.791	19	57	76	43	76	0	36	23	7	211	3.0
2009-10	26	0	236	26	55	.473	6	7	.857	5	21	26	17	25	0	10	5	2	70	2.7
2012-13	53	5	698	62	144	.431	9	16	.563	16	41	57	32	73	0	23	20	3	170	3.2
TOTALS	150	5	1795	157	407	.386	49	66	.742	40	119	159	92	174	0	69	48	12	451	3.0

3-PT FG: 2008-09, 39-114 (.342); 2009-10, 12-24 (.500); 2012-13, 37-88 (.420); TOTALS, 88-226 (.389)

PLAYOFFS

	G	GS	MIN	FG	FGA	PCT	FT	FTA	PCT	OFF	DEF	TOT	A	PF	D	ST	TO	BS	PTS	AVG
2008-09	6	0	45	3	11	.273	3	4	.750	1	3	4	0	6	0	3	0	0	11	1.8

3-PT FG: 2008-09, 2-7 (.286)

JACKSON, DEMETRIUS

Notre Dame

#11

HT: 6-1

WT: 200

Birthdate: Sept. 7, 1994

Drafted: 2016, 2nd round (45th overall) by Boston

	G	GS	MIN	FG	FGA	PCT	FT	FTA	PCT	OFF	DEF	TOT	A	PF	D	ST	TO	BS	PTS	AVG
2017-18	3	0	17	3	4	.750	1	2	.500	1	0	1	4	1	0	1	1	0	8	2.7
2018-19	6	0	39	8	15	.533	4	4	1.000	2	1	3	5	4	0	2	1	0	22	3.7
TOTALS	9	0	56	11	19	.579	5	6	.833	3	1	4	9	5	0	3	2	0	30	3.3

3-PT FG: 2017-18, 1-1 (1.000); 2018-19, 2-6 (.333); TOTALS, 3-7 (.429)

JACKSON, JAREN

Georgetown

#30

HT: 6-6

WT: 190

Birthdate: Oct. 27, 1967

Drafted: Undrafted

	G	GS	MIN	FG	FGA	PCT	FT	FTA	PCT	OFF	DEF	TOT	A	PF	D	ST	TO	BS	PTS	AVG
1994-95	21	1	257	25	68	.368	16	24	.667	18	24	42	19	33	0	9	17	5	70	3.3

3-PT FG: 1994-95, 4-15 (.267)



ALL-TIME ROSTER

JACKSON, JIMMY

Oho State
Birthdate: Oct. 14, 1970

#2
Drafted: 1993, 1st round (4th overall) by Dallas

HT: 6-6

WT: 220

	G	GS	MIN	FG	FGA	PCT	FT	FTA	PCT	OFF	DEF	TOT	A	PF	D	ST	TO	BS	PTS	AVG
1997-98	48	47	1788	246	535	.460	126	154	.818	69	158	227	223	112	0	41	145	6	657	13.7
3-PT.FG: 1997-98, 39-112 (.348)																				

JACKSON, LUKE

Pan American
Birthdate: Oct. 31, 1941

#54
Drafted: 1964, 1st round (4th overall) by 76ers

HT: 6-9

WT: 250

	G	GS	MIN	FG	FGA	PCT	FT	FTA	PCT	OFF	DEF	TOT	A	PF	D	ST	TO	BS	PTS	AVG
1964-65	76	—	2590	419	1013	.414	288	404	.713	—	—	980	93	251	4	—	—	—	1126	14.8
1965-66	79	—	1966	246	614	.401	158	214	.738	—	—	676	132	216	2	—	—	—	650	8.2
1966-67	81	—	2377	386	882	.438	198	261	.759	—	—	724	114	276	6	—	—	—	970	12.0
1967-68	82	—	2570	401	927	.433	166	231	.719	—	—	872	139	287	6	—	—	—	968	11.8
1968-69	25	—	840	145	332	.437	69	97	.711	—	—	286	54	102	3	—	—	—	359	14.4
1969-70	37	—	583	71	181	.392	60	81	.741	—	—	198	50	80	0	—	—	—	202	5.5
1970-71	79	40	1774	199	529	.376	131	189	.693	—	—	568	148	211	3	—	—	—	529	6.7
1971-72	63	22	1083	137	346	.396	92	133	.692	—	—	309	88	141	1	—	—	—	366	5.8
TOTALS	522	62	13783	2004	4824	.415	1162	1610	.720	—	—	4613	818	1564	25	—	—	—	5170	9.9

PLAYOFFS

	G	GS	MIN	FG	FGA	PCT	FT	FTA	PCT	OFF	DEF	TOT	A	PF	D	ST	TO	BS	PTS	AVG
1964-65	11	—	321	44	130	.338	25	32	.781	—	—	79	24	31	0	—	—	—	113	10.3
1965-66	5	—	163	21	49	.429	18	22	.818	—	—	44	8	21	2	—	—	—	60	12.0
1966-67	15	—	543	64	161	.398	37	51	.725	—	—	176	30	47	1	—	—	—	165	11.0
1967-68	13	—	432	62	158	.392	24	35	.686	—	—	115	16	59	3	—	—	—	148	11.4
1969-70	5	—	73	9	19	.474	2	2	1.000	—	—	33	3	11	1	—	—	—	20	4.0
1970-71	7	—	160	16	38	.421	7	10	.700	—	—	61	11	17	0	—	—	—	39	5.6
TOTALS	56	—	1692	216	555	.389	113	152	.743	—	—	508	92	186	7	—	—	—	545	9.7

ALL-STAR GAME

	G	GS	MIN	FG	FGA	PCT	FT	FTA	PCT	OFF	DEF	R	A	PF	D	ST	TO	BS	PTS
1965	1	1	15	2	5	.400	1	2	.500	—	—	1	1	4	0	—	—	—	5

JACKSON, MARC

Temple
Birthdate: Jan. 16, 1975

#25
Drafted: 1997, 2nd round (38th overall) by Golden St.

HT: 6-10

WT: 253

	G	GS	MIN	FG	FGA	PCT	FT	FTA	PCT	OFF	DEF	TOT	A	PF	D	ST	TO	BS	PTS	AVG
2003-04	22	13	598	71	171	.415	64	81	.790	45	81	126	18	45	0	12	24	6	206	9.4
2004-05	81	23	1976	340	731	.465	289	349	.818	184	222	406	81	171	0	32	131	18	969	12.0
TOTALS	103	36	2574	411	902	.456	353	430	.821	229	303	532	99	216	0	44	155	24	1175	11.4
3-PT.FG: 2003-04, 0-1 (.000); 2004-05, 0-2 (.000); TOTALS, 0-3 (.000)																				

PLAYOFFS

	G	GS	MIN	FG	FGA	PCT	FT	FTA	PCT	OFF	DEF	TOT	A	PF	D	ST	TO	BS	PTS	AVG
2004-05	5	0	65	5	20	.250	7	11	.636	3	5	8	0	9	0	2	6	2	17	3.4
3-PT.FG: 2004-05, 0-0 (---)																				

JAMES, TIM

Miami (Fla.)
Birthdate: Dec. 25, 1976

#25
Drafted: 1999, 1st round (25th overall) by Miami

HT: 6-7

WT: 214

	G	GS	MIN	FG	FGA	PCT	FT	FTA	PCT	OFF	DEF	TOT	A	PF	D	ST	TO	BS	PTS	AVG
2001-02	9	0	41	5	13	.385	2	6	.333	5	2	7	1	5	0	0	3	1	12	1.3

JENKINS, CHARLES

Hofstra
Birthdate: Feb. 28, 1989

#31
Drafted: 2011, 2nd round (44th overall) by Golden State

HT: 6-3

WT: 220

	G	GS	MIN	FG	FGA	PCT	FT	FTA	PCT	OFF	DEF	TOT	A	PF	D	ST	TO	BS	PTS	AVG
2012-13	12	1	150	14	38	.368	2	4	.500	3	8	11	16	4	0	6	2	1	30	2.5

JOE, ISAIAH

Arkansas
Birthdate: July 2, 1999

#7
Drafted: 2020, 2nd round (49th overall) by Philadelphia

HT: 6-4

WT: 170

	G	GS	MIN	FG	FGA	PCT	FT	FTA	PCT	OFF	DEF	TOT	A	PF	D	ST	TO	BS	PTS	AVG
2020-21	41	1	383	48	133	.361	18	24	.750	6	30	36	20	34	0	12	11	4	153	3.7
2021-22	55	1	609	62	177	.350	29	31	.935	6	50	56	35	47	0	14	19	3	198	3.6
TOTALS	96	2	992	110	310	.355	47	55	.855	12	80	92	55	81	0	26	30	7	351	3.7
3-PT.FG: 2020-21, 39-106 (.368) 3-PT.FG: 2021-22, 45-135 (.333); TOTALS, 84-241 (.349)																				

PLAYOFFS

	G	GS	MIN	FG	FGA	PCT	FT	FTA	PCT	OFF	DEF	TOT	A	PF	D	ST	TO	BS	PTS	AVG
2020-21	4	0	9	1	3	.333	0	0	--	0	0	0	1	2	0	0	0	2	5	0.5
2021-22	7	0	15	2	5	.400	0	0	--	0	2	2	0	1	0	0	3	0	7	0.7
TOTALS	11	0	24	3	8	.385	0	0	--	0	2	2	1	3	0	0	3	2	12	0.6
3-PT.FG: 2020-21, 1-3 (.333) 3-PT.FG: 2021-22, 1-3 (.333); TOTALS, 1-5 (.200)																				

JOHNSON, AMIR

Westchester H.S. (CA)
Birthdate: May 1, 1987

#5
Drafted: 2005, 2nd round (56th overall) by Detroit

HT: 6-9

WT: 240

	G	GS	MIN	FG	FGA	PCT	FT	FTA	PCT	OFF	DEF	TOT	A	PF	D	ST	TO	BS	PTS	AVG
2017-18	74	18	1171	140	260	.538	52	85	.612	123	207	330	118	192	1	45	55	44	342	4.6
2018-19	51	6	529	79	157	.503	31	41	.756	47	100	147	60	99	1	16	45	13	201	3.5



ALL-TIME ROSTER

TOTALS 125 24 1700 219 417 .525 83 126 .659 170 307 477 178 291 2 61 100 57 543
4.343-PT.FG: 2017-18, 10-.32 (.313); 2018-19, 12-40 (.300); TOTALS, 22-72 (.306)

PLAYOFFS

	G	GS	MIN	FG	FGA	PCT	FT	FTA	PCT	OFF	DEF	TOT	A	PF	D	ST	TO	BS	PTS	AVG
2017-18	8	1	94	11	21	.524	4	5	.800	14	9	23	9	10	0	2	3	1	26	3.3
2018-19	4	0	20	4	4	1.000	0	0	0	3	2	5	2	3	0	1	1	0	8	2
TOTALS	12	1	114	15	25	.60	4	5	.800	17	11	28	11	13	0	3	4	1	34	2.83

3-PT. FG: 2017-18, 0-0 (.000); 2018-19, 0-0 (.000); TOTALS, 0-0 (.000)

JOHNSON, CHRIS

Syracuse
Birthdate: Apr. 29, 1990

#16
Drafted: Undrafted

HT: 6-6

WT: 201

	G	GS	MIN	FG	FGA	PCT	FT	FTA	PCT	OFF	DEF	TOT	A	PF	D	ST	TO	BS	PTS	AVG
2014-15	9	2	187	19	60	.317	6	8	.750	3	23	26	3	19	0	9	9	5	54	6.0
3-PT. FG: 2014-15, 10-39 (.256)																				

JOHNSON, CLEMON

Florida A&M
Birthdate: Sept. 12, 1956

#45

HT: 6-10

WT: 240

Drafted: 1978, 2nd round (44th overall) by Portland

	G	GS	MIN	FG	FGA	PCT	FT	FTA	PCT	OFF	DEF	TOT	A	PF	D	ST	TO	BS	PTS	AVG
1982-83	32	4	698	91	182	.500	34	58	.586	75	130	205	24	84	1	16	36	29	216	6.8
1983-84	80	10	1721	193	412	.468	69	113	.611	131	267	398	55	205	1	35	95	65	455	5.7
1984-85	58	0	875	117	235	.498	36	49	.735	92	129	221	33	112	0	15	43	44	270	4.7
1985-86	75	2	1069	105	223	.471	51	81	.630	106	149	255	15	129	0	23	38	62	261	3.5
TOTALS	245	16	4363	506	1052	.481	190	301	.631	404	675	1079	127	530	2	89	212	200	1202	4.9

3-PT. FG: 1982-83, 0-1 (.000); 1984-85, 0-1 (.000); TOTALS, 0-2 (.000)

PLAYOFFS

	G	GS	MIN	FG	FGA	PCT	FT	FTA	PCT	OFF	DEF	TOT	A	PF	D	ST	TO	BS	PTS	AVG
1982-83	12	—	202	25	49	.510	0	4	.000	21	22	43	7	28	0	4	12	5	50	4.2
1983-84	5	—	45	4	12	.333	0	0	—	3	3	6	0	8	0	1	3	4	8	1.6
1984-85	13	—	165	13	33	.394	16	21	.762	17	19	36	2	32	0	3	13	6	42	3.2
1985-86	12	—	303	29	53	.547	16	25	.640	23	37	60	8	35	0	11	10	15	74	6.2
TOTALS	42	—	715	71	147	.483	32	50	.640	64	81	145	17	103	0	19	38	30	174	4.1

3-PT. FG: 1984-85, 0-1 (.000)

JOHNSON, GEORGE

St. John's
Birthdate: Dec. 8, 1956

#12

HT: 6-7

WT: 210

Drafted: 1978, 1st round (12th overall) by Milwaukee

	G	GS	MIN	FG	FGA	PCT	FT	FTA	PCT	OFF	DEF	TOT	A	PF	D	ST	TO	BS	PTS	AVG
1984-85	55	3	756	107	263	.407	49	56	.875	48	116	164	38	99	0	31	49	16	264	4.8
3-PT. FG 1984-85, 1-1 (1.000)																				

PLAYOFFS

	G	GS	MIN	FG	FGA	PCT	FT	FTA	PCT	OFF	DEF	TOT	A	PF	D	ST	TO	BS	PTS	AVG
1984-85	5	0	24	5	8	.625	0	0	—	3	4	7	0	2	0	0	1	0	11	2.2
3-PT. FG: 1984-85, 1-1 (1.000)																				

JOHNSON, OLLIE

Temple
Birthdate: May 11, 1949

#18

HT: 6-6

WT: 200

Drafted: 1972, 2nd round (30th overall) by Portland

	G	GS	MIN	FG	FGA	PCT	FT	FTA	PCT	OFF	DEF	TOT	A	PF	D	ST	TO	BS	PTS	AVG
1980-81	40	0	372	87	158	.551	27	31	.871	8	47	55	30	45	0	20	25	2	202	5.1
1981-82	26	0	150	27	54	.500	6	7	.857	7	15	22	10	28	0	13	13	3	61	2.3
TOTALS	66	0	522	114	212	.538	33	38	.868	15	62	77	40	73	0	33	38	5	263	4.0

3-PT. FG: 1980-81, 1-6 (.167); 1981-82, 1-3 (.333); TOTALS, 2-9 (.222)

PLAYOFFS

	G	GS	MIN	FG	FGA	PCT	FT	FTA	PCT	OFF	DEF	TOT	A	PF	D	ST	TO	BS	PTS	AVG
1980-1981	8	—	22	3	10	.300	0	0	—	2	3	5	2	1	0	2	2	1	6	0.8
3-PT. FG: 1980-81, 0-1 (.000)																				

JOHNSON, REGGIE

Tennessee
Birthdate: June 25, 1957

#33

HT: 6-9

WT: 210

Drafted: 1980, 1st round (15th overall) by San Antonio

	G	GS	MIN	FG	FGA	PCT	FT	FTA	PCT	OFF	DEF	TOT	A	PF	D	ST	TO	BS	PTS	AVG
1982-83	29	8	549	69	154	.448	22	30	.733	32	58	90	23	82	1	8	35	17	160	5.5
3-PT. FG: 1982-83, 1-4 (.250)																				

PLAYOFFS

	G	GS	MIN	FG	FGA	PCT	FT	FTA	PCT	OFF	DEF	TOT	A	PF	D	ST	TO	BS	PTS	AVG
1982-83	5	0	32	2	4	.500	2	2	1.000	0	0	0	3	5	0	1	3	0	6	1.2

JOHNSON, TYLER

Fresno State
Birthdate: May 7, 1992

#8

HT: 6-3

WT: 186

Drafted: Undrafted

	G	GS	MIN	FG	FGA	PCT	FT	FTA	PCT	OFF	DEF	TOT	A	PF	D	ST	TO	BS	PTS	AVG
2021-22	3	0	38	4	10	.400	0	0	.000	1	5	6	2	4	0	1	1	1	11	3.7
3-PT. FG: 2021-22, 3-7 (.429)																				



ALL-TIME ROSTER

JOHNSON-ODOM, DARIUS Marquette

Birthdate: Sept. 28, 1989

#0

HT: 6-2

WT: 215

Drafted: 2012, 2nd round (55th overall) by Dallas

	G	GS	MIN	FG	FGA	PCT	FT	FTA	PCT	OFF	DEF	TOT	A	PF	D	ST	TO	BS	PTS	AVG
2013-14	3	0	15	0	7	.000	0	2	.000	0	2	2	1	3	0	1	2	0	0	0.0
3-PT. FG: 2013-14, 0-3 (.000)																				

JONES, ALVIN

Georgia Tech

Birthdate: Sept. 9, 1978

#42

HT: 6-11

WT: 265

Drafted: 2001, 2nd round (57th overall) by 76ers

	G	GS	MIN	FG	FGA	PCT	FT	FTA	PCT	OFF	DEF	TOT	A	PF	D	ST	TO	BS	PTS	AVG
2001-02	23	2	126	8	20	.400	10	20	.500	13	23	36	3	35	0	3	11	9	26	11

JONES, BOBBY

Washington

Birthdate: Jan. 9, 1984

#11

HT: 6-7

WT: 215

Drafted: 2006, 2nd round (37th overall) by Minnesota

	G	GS	MIN	FG	FGA	PCT	FT	FTA	PCT	OFF	DEF	TOT	A	PF	D	ST	TO	BS	PTS	AVG
2006-07	44	5	336	43	93	.462	23	41	.561	22	35	57	16	59	0	11	18	1	110	2.5
3-PT. FG: 2006-07, 1-9 (.111)																				

JONES, BOBBY

North Carolina

Birthdate: Dec. 18, 1951

#24

HT: 6-9

WT: 210

Drafted: 1974, 1st round (15th overall) by Houston

	G	GS	MIN	FG	FGA	PCT	FT	FTA	PCT	OFF	DEF	TOT	A	PF	D	ST	TO	BS	PTS	AVG
1978-79	80	78	2304	378	704	.537	209	277	.755	199	332	531	201	245	2	107	165	96	965	12.1
1979-80	81	3	2125	398	748	.532	257	329	.781	152	298	450	146	223	3	102	146	118	1053	13.0
1980-81	81	0	2046	407	755	.539	282	347	.813	142	293	435	226	226	2	95	149	74	1096	13.5
1981-82	76	73	2181	416	737	.564	263	333	.790	109	284	393	189	211	3	99	145	112	1095	14.4
1982-83	74	0	1749	250	460	.543	165	208	.793	102	242	344	142	199	4	85	109	91	665	9.0
1983-84	75	0	1761	226	432	.523	167	213	.784	92	231	323	187	199	1	107	101	103	619	8.3
1984-85	80	8	1633	207	385	.538	186	216	.861	105	192	297	155	183	2	84	118	50	600	7.5
1985-86	70	42	1519	189	338	.559	114	145	.786	49	120	169	126	159	0	48	90	50	492	7.0
TOTALS	617	204	15318	2471	4559	.542	1643	2068	.794	950	1992	2942	1372	1645	17	727	1023	694	6585	10.7
3-PT. FG: 1979-80, 0-3 (.000); 1980-81, 0-3 (.000); 1981-82, 0-3 (.000); 1982-83, 0-1 (.000); 1983-84, 0-1 (.000); 1984-85, 0-4 (.000); 1985-86, 0-1 (.000); TOTALS, 0-16 (.000)																				

PLAYOFFS

	G	GS	MIN	FG	FGA	PCT	FT	FTA	PCT	OFF	DEF	TOT	A	PF	D	ST	TO	BS	PTS	AVG
1978-79	9	—	260	48	87	.552	22	26	.846	12	31	43	19	30	0	5	15	4	118	13.1
1979-80	18	—	470	90	172	.523	53	62	.855	29	57	86	31	56	1	21	23	32	233	12.9
1980-81	16	—	443	81	160	.506	73	88	.830	35	53	88	33	60	1	18	32	21	235	14.7
1981-82	21	—	589	94	174	.540	68	81	.840	37	62	99	52	69	0	15	33	22	256	12.2
1982-83	12	—	324	43	78	.551	17	20	.850	19	39	58	34	29	0	15	18	18	103	8.6
1983-84	5	—	130	15	31	.484	18	19	.947	9	14	23	9	12	0	3	8	7	48	9.6
1984-85	13	—	309	46	78	.590	14	20	.700	22	26	48	16	38	0	12	19	15	106	8.2
1985-86	12	—	329	39	74	.527	38	50	.760	9	23	32	34	39	0	10	15	14	116	9.7
TOTALS	106	—	2854	456	854	.534	303	366	.828	172	305	477	228	333	2	99	163	133	1215	11.5
3-PT. FG: 1979-80, 0-1 (.000); 1982-83, 0-1 (.000); 1985-86, 0-1 (.000); TOTALS, 0-3 (.000)																				

ALL-STAR GAME

	G	GS	MIN	FG	FGA	PCT	FT	FTA	PCT	OFF	DEF	TOT	A	PF	D	ST	TO	BS	PTS	AVG
1981	1	0	16	5	11	.455	1	1	1.000	1	3	4	0	2	0	1	—	1	1	11
1982	1	0	14	2	5	.400	1	2	.500	1	3	4	1	2	0	1	—	0	5	5
TOTALS	2	0	30	7	16	.438	2	3	.667	2	6	8	1	4	0	2	—	1	16	8

JONES, CALDWELL

Albany State

Birthdate: Aug. 4, 1950

#11

HT: 6-11

WT: 230

Drafted: 1973, 2nd round (32nd overall) by 76ers

	G	GS	MIN	FG	FGA	PCT	FT	FTA	PCT	OFF	DEF	TOT	A	PF	D	ST	TO	BS	PTS	AVG
1976-77	82	57	2023	215	424	.507	64	116	.552	190	476	666	92	301	3	43	—	200	494	6.0
1977-78	80	69	1636	169	359	.471	96	153	.627	165	405	570	92	281	4	26	128	127	434	5.4
1978-79	78	75	2171	302	637	.474	121	162	.747	177	570	747	151	303	10	39	156	157	725	9.3
1979-80	80	80	2771	232	532	.436	124	178	.697	219	731	950	164	298	5	43	218	162	588	7.4
1980-81	81	81	2639	218	485	.449	148	193	.767	200	613	813	122	271	2	53	168	134	584	7.2
1981-82	81	47	2446	231	465	.497	179	219	.817	164	544	708	100	301	3	38	155	146	641	7.9
TOTALS	482	409	13686	1367	2902	.471	732	1021	.717	1115	3339	4454	721	1755	27	242	825	926	3466	7.2
3-PT. FG: 1979-80, 0-2 (.000); 1981-82, 0-3 (.000); TOTALS, 0-5 (.000)																				

PLAYOFFS

	G	GS	MIN	FG	FGA	PCT	FT	FTA	PCT	OFF	DEF	TOT	A	PF	D	ST	TO	BS	PTS	AVG
1976-77	19	—	513	37	73	.507	18	30	.600	38	112	150	20	81	4	9	—	40	92	4.8
1977-78	10	—	301	28	56	.500	8	10	.800	22	84	106	14	36	2	5	19	30	64	6.4
1978-79	9	—	320	43	89	.483	28	36	.778	37	84	121	21	36	0	4	21	22	114	12.7
1979-80	18	—	639	58	129	.450	42	52	.808	50	135	185	34	75	1	13	36	37	158	8.8
1980-81	16	—	580	54	95	.568	31	42	.738	37	118	155	27	53	0	7	33	31	139	8.7
1981-82	21	—	679	74	160	.463	35	41	.854	52	137	189	19	77	1	11	29	40	183	8.7
TOTALS	93	—	3032	294	602	.488	162	211	.768	236	670	906	135	358	8	49	138	200	750	8.1
3-PT. FG: 1979-80, 0-3 (.000)																				



ALL-TIME ROSTER

JONES, CHARLES			Albany State Birthdate: Apr. 3, 1957						#23			HT: 6-11			WT: 215				
									Drafted: 1979, 8th round (165th overall) by Phoenix										
G	GS	MIN	FG	FGA	PCT	FT	FTA	PCT	OFF	DEF	TOT	A	PF	D	ST	TO	BS	PTS	AVG
1983-84	1	0	3	0	1	.000	1	4	.250	0	0	0	0	1	0	0	0	1	1.0

JONES, JAKE			Assumption Birthdate: May 9, 1949						#36			HT: 6-3			WT: 180				
									Drafted: 1971, 6th round (97th overall) by 76ers										
G	GS	MIN	FG	FGA	PCT	FT	FTA	PCT	OFF	DEF	TOT	A	PF	D	ST	TO	BS	PTS	AVG
1971-72	6	0	41	6	18	.333	7	10	.700	—	—	6	2	3	0	—	—	19	3.2

JONES, JUMAINE			Georgia Birthdate: Feb. 10, 1979						#33			HT: 6-8			WT: 218					
									Drafted: 1999, 1st round (11th overall) by Atlanta											
G	GS	MIN	FG	FGA	PCT	FT	FTA	PCT	OFF	DEF	TOT	A	PF	D	ST	TO	BS	PTS	AVG	
1999-00	33	0	138	22	58	.379	11	18	.611	16	22	38	5	10	0	6	14	5	57	1.7
2000-01	65	0	866	122	275	.444	40	53	.755	63	126	189	32	68	0	30	39	15	304	4.7
TOTALS	98	0	1004	144	333	.432	51	71	.718	79	148	227	37	78	0	36	53	20	361	6.4

3-PT. FG: 1999-00, 2-4 (.500); 2000-01, 20-60 (.333); TOTALS, 22-64 (.344)

PLAYOFFS																				
G	GS	MIN	FG	FGA	PCT	FT	FTA	PCT	OFF	DEF	TOT	A	PF	D	ST	TO	BS	PTS	AVG	
1999-00	4	0	8	1	3	.333	0	0	.000	0	0	0	0	0	0	0	0	0	2	0.5
2000-01	23	0	447	52	125	.416	15	21	.714	35	49	84	17	33	0	10	14	11	127	5.5
TOTALS	27	0	455	53	128	.414	15	21	.714	35	49	84	17	33	0	10	14	11	129	4.8

3-PT. FG: 1999-00, 0-2 (.000); 2000-01, 8-32 (.250); TOTALS, 8-34 (.235)

JONES, LARRY			Toledo Birthdate: Sept. 22, 1942						#22			HT: 6-3			WT: 180					
									Drafted: 1964, 3rd round (20th overall) by 76ers											
G	GS	MIN	FG	FGA	PCT	FT	FTA	PCT	OFF	DEF	TOT	A	PF	D	ST	TO	BS	PTS	AVG	
1964-65	23	—	359	47	153	.307	37	52	.712	—	—	57	40	46	2	—	—	—	131	5.7
1973-74	72	60	1876	263	622	.423	197	235	.838	71	113	184	230	116	0	85	—	18	723	10.0
TOTALS	95	60	2235	310	775	.400	234	287	.815	71	113	241	270	162	2	85	—	18	854	9.0

PLAYOFFS																				
G	GS	MIN	FG	FGA	PCT	FT	FTA	PCT	OFF	DEF	TOT	A	PF	D	ST	TO	BS	PTS	AVG	
1964-65	5	5	25	5	12	.417	7	11	.636	—	—	4	2	5	0	—	—	—	17	3.4

JONES, MASON			Arkansas Birthdate: July 21, 1998						#5			HT: 6-4			WT: 200					
									Drafted: Undrafted											
G	GS	MIN	FG	FGA	PCT	FT	FTA	PCT	OFF	DEF	TOT	A	PF	D	ST	TO	BS	PTS	AVG	
2020-21	6	0	27	5	9	.556	5	7	.714	3	1	4	3	2	0	1	1	0	16	2.7
TOTALS	6	0	27	5	9	.556	5	7	.714	3	1	4	3	2	0	1	1	0	16	2.7

3-PT. FG: 2020-21, 1-2 (.250)

JONES, SHELTON			St. John's Birthdate: Apr. 6, 1966						#31			HT: 6-9			WT: 210					
									Drafted: 1988, 2nd round (27th overall) by San Antonio											
G	GS	MIN	FG	FGA	PCT	FT	FTA	PCT	OFF	DEF	TOT	A	PF	D	ST	TO	BS	PTS	AVG	
1988-89	42	34	577	81	179	.453	27	34	.794	12	25	37	73	43	0	9	35	2	137	4.2

JONES, WALI			Villanova Birthdate: Feb. 14, 1942						#24			HT: 6-2			WT: 180					
									Drafted: 1964, 3rd round (18th overall) by Detroit											
G	GS	MIN	FG	FGA	PCT	FT	FTA	PCT	OFF	DEF	TOT	A	PF	D	ST	TO	BS	PTS	AVG	
1965-66	80	—	2196	296	799	.370	128	172	.744	—	—	169	273	250	6	—	—	—	720	9.0
1966-67	81	—	2249	423	982	.431	223	266	.838	—	—	265	303	246	6	—	—	—	1069	13.2
1967-68	77	—	2058	413	1040	.397	159	202	.787	—	—	219	245	225	5	—	—	—	985	12.8
1968-69	81	—	2340	432	1005	.430	207	256	.809	—	—	251	292	280	5	—	—	—	1071	13.2
1969-70	78	—	1740	366	851	.430	190	226	.841	—	—	173	276	210	2	—	—	—	922	11.8
1970-71	41	13	962	168	418	.402	79	101	.782	—	—	64	128	110	1	—	—	—	415	10.1
1975-76	16	1	157	19	38	.500	9	13	.692	0	9	9	31	25	0	4	—	0	47	2.9
TOTALS	454	14	11702	2117	5113	.412	995	1236	.805	0	9	1150	1548	1346	25	4	—	0	5229	11.5

PLAYOFFS																				
G	GS	MIN	FG	FGA	PCT	FT	FTA	PCT	OFF	DEF	TOT	A	PF	D	ST	TO	BS	PTS	AVG	
1965-66	5	—	156	25	77	.325	15	22	.682	—	—	15	18	18	0	—	—	—	65	13.0
1966-67	15	—	476	100	244	.447	45	58	.776	—	—	42	61	58	0	—	—	—	263	17.5
1967-68	13	—	387	69	193	.358	45	57	.789	—	—	31	39	48	2	—	—	—	183	14.1
1968-69	5	—	103	12	45	.267	8	10	.800	—	—	16	9	17	1	—	—	—	32	6.4
1969-70	5	—	160	34	65	.523	11	14	.786	—	—	11	24	16	0	—	—	—	79	15.8
1970-71	7	—	115	19	52	.365	10	13	.769	—	—	12	11	22	0	—	—	—	48	6.9
1975-76	1	—	2	0	0	---	0	0	---	—	—	1	2	0	0	—	—	—	0	0.0
TOTALS	51	—	1399	259	676	.383	134	174	.770	—	—	128	164	179	3	—	—	—	670	13.1

JORDAN, DEANDRE			Texas A&M Birthdate: July 21, 1988						#9			HT: 6-11			WT: 265					
									Drafted: 2008, 2nd round (35th overall) by L.A. Clippers											
G	GS	MIN	FG	FGA	PCT	FT	FTA	PCT	OFF	DEF	TOT	A	PF	D	ST	TO	BS	PTS	AVG	
2021-22	16	1	214	32	54	.593	10	14	.714	32	60	92	8	50	0	10	21	26	132	4.1

3-PT. FG: 2021-22, 0-0 (.000)



ALL-TIME ROSTER

PLAYOFFS

	G	GS	MIN	FG	FGA	PCT	FT	FTA	PCT	OFF	DEF	TOT	A	PF	D	ST	TO	BS	PTS	AVG
2021-22	3	2	31	5	5	1.00	0	0	.000	1	6	7	1	4	0	0	2	2	10	2.2
3-PT FG: 2022, 0-0 (.000)																				

JORDAN, THOMAS			Oklahoma State Birthdate: May 23, 1968					#55					HT: 6-10				WT: 220			
			Birthdate: May 23, 1968					Drafted: Undrafted (1993)												
G	GS	MIN	FG	FGA	PCT	FT	FTA	PCT	OFF	DEF	TOT	A	PF	D	ST	TO	BS	PTS	AVG	
1992-93	4	0	106	18	41	.439	8	17	.471	5	14	19	3	14	0	3	12	5	44	11.0

JORGENSEN, NOBLE			Iowa, Westminister Birthdate: May 18, 1925					Drafted: N/A					HT: 6-9				WT: 230			
G	GS	MIN	FG	FGA	PCT	FT	FTA	PCT	OFF	DEF	TOT	A	PF	D	ST	TO	BS	PTS	AVG	
1950-51*	63	—	—	223	600	.372	182	265	.687	—	—	338	91	237	7	—	—	—	628	10.0
1951-52	66	—	1318	190	460	.413	149	187	.797	—	—	288	63	190	8	—	—	—	529	8.0
1952-53	70	—	1355	145	436	.333	146	199	.734	—	—	236	76	247	2	—	—	—	436	6.2
TOTALS	199	—	2673	558	1496	.373	477	651	.733	—	—	862	230	674	17	—	—	—	1593	8.0

PLAYOFFS

G	GS	MIN	FG	FGA	PCT	FT	FTA	PCT	OFF	DEF	TOT	A	PF	D	ST	TO	BS	PTS	AVG	
1950-51	7	—	—	18	43	.419	14	22	.636	—	—	21	7	19	0	—	—	—	50	7.1
1951-52	7	—	150	19	52	.365	23	31	.742	—	—	27	5	30	2	—	—	—	61	8.7
1952-53	2	—	44	5	9	.556	4	6	.667	—	—	10	3	11	1	—	—	—	14	7.0
TOTALS	16	—	194	42	104	.404	41	59	.695	—	—	58	15	60	3	—	—	—	125	7.8

KAPONO, JASON			UCLA Birthdate: Feb. 4, 1981					#72					HT: 6-8				WT: 215			
			Birthdate: Feb. 4, 1981					Drafted: 2003, 2nd round (31st overall) by Charlotte												
G	GS	MIN	FG	FGA	PCT	FT	FTA	PCT	OFF	DEF	TOT	A	PF	D	ST	TO	BS	PTS	AVG	
2009-10	57	12	976	126	301	.419	9	15	.600	14	52	66	39	80	0	21	34	6	324	5.7
2010-11	24	2	112	7	28	.250	1	2	.500	3	8	11	4	4	0	2	2	1	16	0.7
TOTALS	81	14	1088	133	329	.404	10	17	.588	17	60	77	43	84	0	23	36	7	340	4.2
3-PT FG: 2009-10, 63-171 (.368); 2010-11, 1-8 (.125); TOTALS, 64-179 (.358)																				

PLAYOFFS

G	GS	MIN	FG	FGA	PCT	FT	FTA	PCT	OFF	DEF	TOT	A	PF	D	ST	TO	BS	PTS	AVG	
2010-11																				

KEARNS, TOM			North Carolina Birthdate: Oct. 6, 1936					#3					HT: 5-11				WT: 180			
			Birthdate: Oct. 6, 1936					Drafted: 1958, 4th round (29th overall) by Syracuse												
G	GS	MIN	FG	FGA	PCT	FT	FTA	PCT	OFF	DEF	TOT	A	PF	D	ST	TO	BS	PTS	AVG	
1958-59	1	—	7	1	1	1.000	0	0	---	—	—	0	0	1	0	—	—	—	2	2.0

KENVILLE, BILLY			St. Bonaventure Birthdate: Dec. 1, 1930					#15					HT: 6-2				WT: 190			
			Birthdate: Dec. 1, 1930					Drafted: 1953, by Syracuse												
G	GS	MIN	FG	FGA	PCT	FT	FTA	PCT	OFF	DEF	TOT	A	PF	D	ST	TO	BS	PTS	AVG	
1953-54	72	—	1405	149	388	.384	136	182	.747	—	—	247	122	138	0	—	—	—	434	6.0
1954-55	70	—	1380	172	482	.357	154	201	.766	—	—	247	150	132	1	—	—	—	498	7.1
1955-56	72	—	1278	170	448	.379	195	257	.759	—	—	215	159	132	0	—	—	—	535	7.4
TOTALS	214	—	4063	491	1318	.373	485	640	.758	—	—	709	431	402	1	—	—	—	1467	6.9

PLAYOFFS

G	GS	MIN	FG	FGA	PCT	FT	FTA	PCT	OFF	DEF	TOT	A	PF	D	ST	TO	BS	PTS	AVG	
1953-54	13	—	374	36	74	.486	44	62	.710	—	—	48	25	46	1	—	—	—	116	8.9
1954-55	11	—	130	17	48	.354	36	49	.735	—	—	31	11	23	1	—	—	—	70	6.4
1955-56	8	—	128	16	45	.356	16	23	.696	—	—	17	14	21	0	—	—	—	48	6.0
TOTALS	32	—	632	69	167	.413	96	134	.716	—	—	96	50	90	2	—	—	—	234	7.3

KERR, JOHN (RED)			Illinois Birthdate: July 17, 1932					#10					HT: 6-9				WT: 230			
			Birthdate: July 17, 1932					Drafted: 1954, by Syracuse												
G	GS	MIN	FG	FGA	PCT	FT	FTA	PCT	OFF	DEF	TOT	A	PF	D	ST	TO	BS	PTS	AVG	
1954-55	72	—	1529	301	718	.419	152	223	.682	—	—	474	80	165	2	—	—	—	754	10.5
1955-56	72	—	2114	377	935	.403	207	316	.655	—	—	607	84	168	3	—	—	—	961	13.3
1956-57	72	—	2191	333	827	.403	225	313	.719	—	—	807	90	190	3	—	—	—	891	12.4
1957-58	72	—	2384	407	1020	.399	280	422	.664	—	—	963	88	197	4	—	—	—	1094	15.2
1958-59	72	—	2671	502	1139	.441	281	367	.766	—	—	1008	142	183	1	—	—	—	1285	17.8
1959-60	75	—	2372	436	1111	.392	233	310	.752	—	—	913	167	207	4	—	—	—	1105	14.7
1960-61	79	—	2676	419	1056	.397	218	299	.729	—	—	951	199	230	4	—	—	—	1056	13.4
1961-62	80	—	2768	541	1220	.443	222	302	.735	—	—	1176	243	272	7	—	—	—	1304	16.3
1962-63	80	—	2561	507	1069	.474	241	320	.753	—	—	1039	214	208	3	—	—	—	1255	15.7
1963-64	80	—	2938	536	1250	.429	268	357	.751	—	—	1017	275	187	2	—	—	—	1340	16.8
1964-65	80	—	1810	264	714	.370	126	181	.696	—	—	551	197	132	1	—	—	—	654	8.2
TOTALS	834	—	26014	4623	11059	.418	2453	3410	.719	—	—	9506	1779	2139	34	—	—	—	11699	14.0

PLAYOFFS

G	GS	MIN	FG	FGA	PCT	FT	FTA	PCT	OFF	DEF	TOT	A	PF	D	ST	TO	BS	PTS	AVG
---	----	-----	----	-----	-----	----	-----	-----	-----	-----	-----	---	----	---	----	----	----	-----	-----



ALL-TIME ROSTER

1954-55	11	—	363	59	151	.391	34	61	.557	—	—	118	13	23	0	—	—	—	152	13.8
1955-56	8	—	213	37	77	.481	15	33	.455	—	—	68	19	27	0	—	—	—	89	11.1
1956-57	5	—	162	28	65	.431	20	29	.690	—	—	69	6	7	0	—	—	—	76	15.2
1957-58	3	—	116	18	55	.327	14	18	.778	—	—	61	3	5	0	—	—	—	50	16.7
1958-59	9	—	312	50	142	.352	30	33	.909	—	—	108	24	20	0	—	—	—	130	14.4
1959-60	3	—	104	15	51	.294	11	12	.917	—	—	25	9	9	0	—	—	—	41	13.7
1960-61	8	—	210	30	88	.341	16	23	.696	—	—	99	20	18	0	—	—	—	76	9.5
1961-62	5	—	193	41	109	.376	6	8	.750	—	—	80	10	15	0	—	—	—	88	17.6
1962-63	5	—	187	26	60	.433	16	21	.762	—	—	75	9	12	0	—	—	—	68	13.6
1963-64	5	—	185	40	83	.482	15	20	.750	—	—	69	16	12	0	—	—	—	95	19.0
1964-65	11	—	181	24	67	.358	15	21	.714	—	—	38	28	20	0	—	—	—	63	5.7
TOTALS	73	—	2226	368	948	.388	192	279	.688	—	—	810	157	168	0	—	—	—	928	12.7

ALL-STAR GAME

	G	GS	MIN	FG	FGA	PCT	FT	FTA	PCT	OFF	DEF	TOT	A	PF	D	ST	TO	BS	PTS	AVG
1956	1	0	16	2	4	.500	0	1	.000	—	—	8	0	—	—	—	—	—	4	—
1959	1	0	21	3	14	.214	1	2	.500	—	—	9	2	—	—	—	—	—	7	—
1963	1	0	11	0	4	.000	2	2	1.000	—	—	2	1	—	—	—	—	—	2	—
TOTALS	3	0	48	5	22	.227	3	5	.600	—	—	19	3	—	—	—	—	—	13	4.3

KEY, BRAXTON

VIRGINIA

Birthdate: Feb.14, 1997

#17

Drafted: Undrafted

HT: 6-8

WT: 225

	G	GS	MIN	FG	FGA	PCT	FT	FTA	PCT	OFF	DEF	TOT	A	PF	D	ST	TO	BS	PTS	AVG
2021-22	2	0	6	1	2	.500	0	0	.000	1	1	2	1	1	0	1	1	0	2	1.0
3-PT. FG: 1987-88, 17-49 (.343)																				

KIDD, WARREN

Middle Tennessee State

Birthdate: Sept. 9, 1970

#43

Drafted: Undrafted

HT: 6-9

WT: 235

	G	GS	MIN	FG	FGA	PCT	FT	FTA	PCT	OFF	DEF	TOT	A	PF	D	ST	TO	BS	PTS	AVG
1993-94	68	14	884	100	169	.592	47	86	.547	76	157	233	19	129	0	19	44	23	247	3.6

KIMBALL, TOBY

Connecticut

Birthdate: Sept. 23, 1942

#7

Drafted: 1965, 3rd round (22nd overall) by Boston

HT: 6-8

WT: 220

	G	GS	MIN	FG	FGA	PCT	FT	FTA	PCT	OFF	DEF	TOT	A	PF	D	ST	TO	BS	PTS	AVG
1973-74	75	1	1592	216	456	.474	127	185	.686	185	367	552	73	199	1	49	—	23	559	7.5

KING, ALBERT

Maryland

Birthdate: Dec. 17, 1959

#17

Drafted: 1981, 1st round (10th overall) by Golden St.

HT: 6-6

WT: 215

	G	GS	MIN	FG	FGA	PCT	FT	FTA	PCT	OFF	DEF	TOT	A	PF	D	ST	TO	BS	PTS	AVG
1987-88	72	44	1593	211	540	.391	78	103	.757	71	145	216	109	219	4	39	93	18	517	7.2
3-PT. FG: 1987-88, 17-49 (.343)																				

KING, FRANKIE

Western Carolina

Birthdate: June 6, 1972

#20

Drafted: 1995, 2nd round (37th overall) by LA Lakers

HT: 6-1

WT: 185

	G	GS	MIN	FG	FGA	PCT	FT	FTA	PCT	OFF	DEF	TOT	A	PF	D	ST	TO	BS	PTS	AVG
1996-97	7	0	59	7	17	.412	5	5	1.000	4	10	14	5	7	0	4	3	0	20	2.9
3-PT. FG: 1996-97, 1-2 (.500)																				

KING, GEORGE JR.

Charleston (W.Va.)

Birthdate: Aug. 16, 1928

#14

Drafted: 1950, by Chicago

HT: 6-0

WT: 185

	G	GS	MIN	FG	FGA	PCT	FT	FTA	PCT	OFF	DEF	TOT	A	PF	D	ST	TO	BS	PTS	AVG
1951-52	66	—	1899	235	579	.406	188	264	.712	—	—	274	244	199	6	—	—	—	658	10.0
1952-53	71	—	2519	255	635	.402	284	442	.643	—	—	281	364	244	2	—	—	—	794	11.2
1953-54	72	—	2370	280	744	.376	257	410	.627	—	—	268	272	179	0	—	—	—	817	11.3
1954-55	67	—	2015	228	605	.377	140	229	.611	—	—	227	331	148	0	—	—	—	596	8.9
1955-56	72	—	2343	284	763	.372	176	275	.640	—	—	250	410	150	2	—	—	—	744	10.3
TOTALS	348	—	11146	1282	3326	.385	1045	1620	.645	—	—	1300	1621	920	12	—	—	—	3609	10.4

PLAYOFFS

	G	GS	MIN	FG	FGA	PCT	FT	FTA	PCT	OFF	DEF	TOT	A	PF	D	ST	TO	BS	PTS	AVG
1951-52	6	—	207	19	54	.352	19	28	.679	—	—	29	21	17	0	—	—	—	57	9.5
1952-53	2	—	67	6	13	.462	10	12	.833	—	—	5	9	12	2	—	—	—	22	11.0
1953-54	10	—	286	25	62	.403	38	63	.603	—	—	22	21	30	1	—	—	—	88	8.8
1954-55	11	—	371	46	117	.393	35	55	.636	—	—	41	62	33	0	—	—	—	127	11.5
1955-56	8	—	317	39	108	.361	38	48	.792	—	—	47	60	16	0	—	—	—	116	14.5
TOTALS	37	—	1248	135	354	.381	140	206	.680	—	—	144	173	108	3	—	—	—	410	11.1

KING, LOUIS

Oregon

Birthdate: April 6, 1999

#23

Drafted: Undrafted

HT: 6-7

WT: 205

	G	GS	MIN	FG	FGA	PCT	FT	FTA	PCT	OFF	DEF	TOT	A	PF	D	ST	TO	BS	PTS	AVG
2022-23	1	0	29	8	13	.615	0	1	.000	2	2	4	2	4	0	1	2	0	20	20.0
3-PT. FG: 2022-23, 4-8 (.500)																				

KNOSTMAN, DICK

Kansas State

Birthdate: Aug. 9, 1931

#17

Drafted: N/A

HT: 6-6

WT: 215

	G	GS	MIN	FG	FGA	PCT	FT	FTA	PCT	OFF	DEF	TOT	A	PF	D	ST	TO	BS	PTS	AVG
--	---	----	-----	----	-----	-----	----	-----	-----	-----	-----	-----	---	----	---	----	----	----	-----	-----



ALL-TIME ROSTER

1953-54 5 — 47 3 10 .300 7 11 .636 — — 17 6 9 0 — — — 13 2.6

KORKMAZ, FURKAN Turkey **#30** **HT: 6-7** **WT: 185**
 Birthdate: July 24, 1997 Drafted: 2016, 1st round (26th overall) by Philadelphia

	G	GS	MIN	FG	FGA	PCT	FT	FTA	PCT	OFF	DEF	TOT	A	PF	D	ST	TO	BS	PTS	AVG
2017-18	14	0	80	8	28	.286	2	4	.500	2	9	11	4	12	0	2	2	1	23	1.6
2018-19	48	7	679	98	245	.400	36	44	.818	16	91	107	52	62	0	29	25	2	279	5.8
2019-20	72	12	1559	242	563	.430	77	102	.755	18	150	168	79	98	0	41	59	16	704	9.8
2020-21	55	11	1062	170	424	.401	60	82	.732	17	96	113	82	64	0	49	46	9	501	9.1
2021-22	67	19	1414	182	470	.387	68	84	.810	22	153	175	127	58	0	33	48	9	509	7.6
2022-23	37	0	353	48	111	.432	26	36	.722	6	36	42	22	18	0	10	24	3	140	3.8
TOTALS	293	49	5147	748	1841	.406	269	352	.764	81	535	616	366	322	0	164	204	40	2156	7.4

3-PT. FG: 2022-23; TOTALS;

PLAYOFFS

	G	GS	MIN	FG	FGA	PCT	FT	FTA	PCT	OFF	DEF	TOT	A	PF	D	ST	TO	BS	PTS	AVG
2017-18	1	0	2	1	11.000		0	0	0.000	0	0	0	0	1	0	0	0	0	3	3.0
2018-19	4	0	36	6	18	.333	4	5	.800	0	6	6	5	5	0	0	1	1	19	4.8
2019-20	4	0	40	0	7	0.000	3	5	.600	0	6	6	2	3	0	1	2	0	3	0.8
2020-21	12	4	195	30	73	.411	10	14	.714	4	20	24	7	9	0	7	5	3	84	7.0
2021-22	9	0	61	11	23	.478	2	21.000		1	11	12	4	7	0	1	2	1	28	3.1
2022-23	3	0	11	0	2	0.000	2	21.000		0	1	1	1	0	0	0	1	0	2	1.5
TOTALS	33	4	345	48	124	.387	21	28	.750	5	44	49	19	25	0	9	11	5	139	4.2

3-PT. FG: 2022-23, 0-1 (.000); TOTALS, 22-70 (.314)

KORVER, KYLE

Creighton **#26** **HT: 6-7** **WT: 210**
 Birthdate: March 17, 1981 Drafted: 2003, 2nd round (51st overall) by New Jersey

	G	GS	MIN	FG	FGA	PCT	FT	FTA	PCT	OFF	DEF	TOT	A	PF	D	ST	TO	BS	PTS	AVG
2003-04	74	0	882	115	327	.352	19	24	.792	30	81	111	40	102	2	25	41	8	330	4.5
2004-05	82	57	2667	317	759	.418	82	96	.854	40	339	379	182	265	1	103	106	33	942	11.5
2005-06	82	43	2563	327	761	.430	101	119	.849	27	243	270	163	224	1	65	98	26	939	11.5
2006-07	74	1	2288	372	845	.440	191	209	.914	30	229	259	105	188	1	57	117	20	1067	14.4
2007-08	25	0	657	90	227	.396	31	34	.912	12	61	73	33	67	1	20	28	6	249	10.0
TOTALS	337	101	9057	1221	2919	.418	424	482	.880	139	953	1092	523	846	7	270	390	93	3527	10.5

3-PT. FG: 2003-04, 81-207 (.391); 2004-05, 226-558 (.405); 2005-06, 184-438 (.422); 2006-07, 132-307 (.430); 2007-08, 38-108 (.352); TOTALS, 661-1618 (.409)

PLAYOFFS

	G	GS	MIN	FG	FGA	PCT	FT	FTA	PCT	OFF	DEF	TOT	A	PF	D	ST	TO	BS	PTS	AVG
2004-05	5	5	147	8	28	.286	2	21.000		3	10	13	8	18	0	4	8	1	25	5.0

3-PT. FG: 2004-05, 7-24 (.292)

KUCZENSKI, BRUCE

Connecticut **#23** **HT: 6-10** **WT: 230**
 Birthdate: Feb. 3, 1961 Drafted: 1983, 3rd round (59th overall) by New Jersey

	G	GS	MIN	FG	FGA	PCT	FT	FTA	PCT	OFF	DEF	TOT	A	PF	D	ST	TO	BS	PTS	AVG
1983-84	3	2	40	1	8	.125	1	2	.500	1	5	6	2	7	0	1	5	1	3	1.0

KUKOC, TONI

Croatia **#7** **HT: 6-11** **WT: 235**
 Birthdate: Sept. 18, 1968 Drafted: 1990, 2nd round (29th overall) by Chicago

	G	GS	MIN	FG	FGA	PCT	FT	FTA	PCT	OFF	DEF	TOT	A	PF	D	ST	TO	BS	PTS	AVG
1999-00	32	8	916	149	340	.438	74	110	.673	38	105	143	141	61	0	33	71	9	398	12.4
2000-01	48	5	979	151	330	.458	52	88	.591	47	115	162	93	62	0	35	60	6	386	8.0
TOTALS	80	13	1895	300	670	.448	126	198	.636	85	220	305	234	123	0	68	131	15	784	9.8

3-PT. FG: 1999-00, 26-90 (.289); 2000-01, 32-78 (.410)

PLAYOFFS

	G	GS	MIN	FG	FGA	PCT	FT	FTA	PCT	OFF	DEF	TOT	A	PF	D	ST	TO	BS	PTS	AVG
1999-00	10	0	257	36	93	.387	10	17	.588	7	30	37	17	26	0	10	15	3	93	9.3

3-PT. FG: 1999-00, 11-34 (.324)

LAMPLEY, JIM

Arkansas Little Rock **#11** **HT: 6-11** **WT: 230**
 Birthdate: July 2, 1960 Drafted: 1983, 5th round (102nd overall pick) by Dallas

	G	GS	MIN	FG	FGA	PCT	FT	FTA	PCT	OFF	DEF	TOT	A	PF	D	ST	TO	BS	PTS	AVG
1986-87	1	0	16	1	3	.333	1	2	.500	1	4	5	0	0	0	1	1	0	3	3.0

LANDRY, CARL

Purdue **#7** **HT: 6-9** **WT: 248**
 Birthdate: September 19, 1983 Drafted: 2007, 2nd round (31st overall) by Seattle

	G	GS	MIN	FG	FGA	PCT	FT	FTA	PCT	OFF	DEF	TOT	A	PF	D	ST	TO	BS	PTS	AVG
2015-16	36	12	569	139	250	.556	67	91	.736	49	97	146	32	69	0	12	22	9	351	9.8

3-PT. FG: 2015-16, 6-13 (.462)

LANG, ANDREW

Arkansas **#28** **HT: 6-11** **WT: 250**
 Birthdate: June 28, 1966 Drafted: 1988, 2nd round (28th overall) by Phoenix

	G	GS	MIN	FG	FGA	PCT	FT	FTA	PCT	OFF	DEF	TOT	A	PF	D	ST	TO	BS	PTS	AVG
1992-93	73	59	1861	149	351	.425	87	114	.763	136	300	436	79	261	4	46	89	141	386	5.3

3-PT. FG: 1992-93, 1-5 (.200)



ALL-TIME ROSTER

LANG, ANTONIO		Duke					#41				HT: 6-8			WT: 230					
		Birthdate: May 15, 1972					Drafted: 1994, 2nd round (29th overall) by Phoenix												
G	GS	MIN	FG	FGA	PCT	FT	FTA	PCT	OFF	DEF	TOT	A	PF	D	ST	TO	BS	PTS	AVG
1999-00	3	0	6	1	11.000	1	11.000		0	0	0	1	1	0	0	0	0	3	1.0

LAVOY, BOB		Western Kentucky					#11				HT: 6-7			HT: 185						
		Birthdate: June 29, 1926					Drafted: N/A													
G	GS	MIN	FG	FGA	PCT	FT	FTA	PCT	OFF	DEF	TOT	A	PF	D	ST	TO	BS	PTS	AVG	
1953-54*	68	—	1277	135	356	.379	94	129	.729	—	—	317	78	215	2	—	—	—	364	5.4

PLAYOFFS																				
G	GS	MIN	FG	FGA	PCT	FT	FTA	PCT	OFF	DEF	TOT	A	PF	D	ST	TO	BS	PTS	AVG	
1953-54	13	—	358	37	95	.389	44	55	.800	—	—	85	20	50	0	—	—	—	118	9.1

LEAKS, MANNY		Niagara					#26				HT: 6-8			WT: 230						
		Birthdate: Nov. 27, 1945					Drafted: 1968, 2nd round (20th overall) by Detroit													
G	GS	MIN	FG	FGA	PCT	FT	FTA	PCT	OFF	DEF	TOT	A	PF	D	ST	TO	BS	PTS	AVG	
1972-73	82	63	2530	377	933	.404	144	200	.720	—	—	677	95	191	5	—	—	—	898	11.0

LECKNER, ERIC		Wyoming					#45				HT: 6-11			WT: 265						
		Birthdate: May 27, 1966					Drafted: 1988, 1st round (17th overall) by Utah													
G	GS	MIN	FG	FGA	PCT	FT	FTA	PCT	OFF	DEF	TOT	A	PF	D	ST	TO	BS	PTS	AVG	
1993-94	71	36	1163	139	286	.486	84	130	.646	75	207	282	86	190	2	18	86	34	362	5.1
3-PT. FG: 1993-94, 0-2 (.000)																				

LEE, CLYDE		Vanderbilt					#34				HT: 6-10			WT: 215						
		Birthdate: Mar. 14, 1944					Drafted: 1966, 1st round (3rd overall) by San Francisco													
G	GS	MIN	FG	FGA	PCT	FT	FTA	PCT	OFF	DEF	TOT	A	PF	D	ST	TO	BS	PTS	AVG	
1974-75	71	35	2279	164	391	.419	87	138	.630	264	423	687	97	260	9	29	—	16	415	5.8
1975-76	79	0	1421	123	282	.436	63	95	.663	164	289	453	59	188	0	23	—	27	309	3.9
TOTALS	150	35	3700	287	673	.426	150	233	.644	428	712	1140	156	448	9	52	—	43	724	4.8

PLAYOFFS																				
G	GS	MIN	FG	FGA	PCT	FT	FTA	PCT	OFF	DEF	TOT	A	PF	D	ST	TO	BS	PTS	AVG	
1975-76	3	—	53	4	6	.667	6	7	.857	4	12	16	6	11	0	6	—	9	17	5.7

LEE, MALCOLM		UCLA					#11				HT: 6-3			WT: 200						
		Birthdate: May 22, 1990					Drafted: 2011, 2nd round (43rd overall) by Chicago													
G	GS	MIN	FG	FGA	PCT	FT	FTA	PCT	OFF	DEF	TOT	A	PF	D	ST	TO	BS	PTS	AVG	
2014-15	1	0	2	0	1	.000	0	0	---	0	0	0	0	0	0	0	0	0	0	0.0

LEE, SABEN		Vanderbilt					#9				HT: 6-2			WT: 183						
		Birthdate: June 23, 1999					Drafted: 2020, 2nd round (38th overall) by Utah													
G	GS	MIN	FG	FGA	PCT	FT	FTA	PCT	OFF	DEF	TOT	A	PF	D	ST	TO	BS	PTS	AVG	
2022-23	2	0	10	3	4	.750	0	0	—	0	0	0	2	1	0	1	3	0	6	3.0
3-PT. FG: 2022-23, 0-1 (.000)																				

LEVANE, FUZZY		St. John's (N.Y.)					#11				HT: 6-2			WT: 190						
		Birthdate: April 11, 1920					Drafted: N/A													
G	GS	MIN	FG	FGA	PCT	FT	FTA	PCT	OFF	DEF	TOT	A	PF	D	ST	TO	BS	PTS	AVG	
1949-50	60	—	—	139	418	.333	54	85	.635	—	—	—	156	106	—	—	—	—	332	5.5

PLAYOFFS																				
G	GS	MIN	FG	FGA	PCT	FT	FTA	PCT	OFF	DEF	TOT	A	PF	D	ST	TO	BS	PTS	AVG	
1949-50	9	—	—	13	37	.351	5	51.000	—	—	—	13	11	—	—	—	—	—	31	3.4

LLOYD, EARL		West Virginia State					#11				HT: 6-6			WT: 220						
		Birthdate: April 3, 1928					Drafted: N/A													
G	GS	MIN	FG	FGA	PCT	FT	FTA	PCT	OFF	DEF	TOT	A	PF	D	ST	TO	BS	PTS	AVG	
1952-53	64	—	1806	156	453	.344	160	231	.693	—	—	444	64	241	6	—	—	—	472	7.4
1953-54	72	—	2206	249	666	.374	156	209	.746	—	—	529	115	303	12	—	—	—	654	9.1
1954-55	72	—	2212	286	784	.365	159	212	.750	—	—	553	151	283	4	—	—	—	731	10.2
1955-56	72	—	1837	213	636	.335	186	241	.772	—	—	492	116	267	6	—	—	—	612	8.5
1956-57	72	—	1965	256	687	.373	134	179	.749	—	—	435	114	282	10	—	—	—	646	9.0
1957-58	61	—	1045	119	359	.331	79	106	.745	—	—	287	60	179	3	—	—	—	317	5.2
TOTALS	413	—	11071	1279	3585	.357	874	1178	.742	—	—	2740	620	1555	41	—	—	—	3432	8.3

PLAYOFFS																				
G	GS	MIN	FG	FGA	PCT	FT	FTA	PCT	OFF	DEF	TOT	A	PF	D	ST	TO	BS	PTS	AVG	
1952-53	2	—	73	4	17	.235	7	10	.700	—	—	9	5	10	0	—	—	—	15	7.5
1953-54	10	—	260	25	73	.342	17	26	.654	—	—	57	20	34	0	—	—	—	67	6.7
1954-55	11	—	355	44	122	.361	39	52	.750	—	—	89	35	41	0	—	—	—	127	11.5
1955-56	8	—	172	26	81	.321	13	14	.929	—	—	43	7	37	1	—	—	—	65	8.1
1956-57	5	—	83	12	30	.400	7	11	.636	—	—	21	5	18	0	—	—	—	31	6.2
1957-58	3	—	32	5	14	.357	0	0	---	—	—	8	0	8	0	—	—	—	10	3.3
TOTALS	39	—	975	116	337	.344	83	113	.735	—	—	227	72	148	1	—	—	—	315	8.1

LLOYD, LEWIS

Drake #30 HT: 6-6 WT: 205
 Birthdate: Feb. 22, 1959 Drafted: 1981, 4th round (76th overall) by Golden State

	G	GS	MIN	FG	FGA	PCT	FT	FTA	PCT	OFF	DEF	TOT	A	PF	D	ST	TO	BS	PTS	AVG
1989-90	2	0	10	1	2	.500	0	0	---	0	0	0	0	3	0	0	4	0	2	1.0

LOCHMUELLER, BOB

Louisville #35 HT: 6-6 WT: 185
 Birthdate: June 5, 1927 Drafted: N/A

	G	GS	MIN	FG	FGA	PCT	FT	FTA	PCT	OFF	DEF	TOT	A	PF	D	ST	TO	BS	PTS	AVG
1952-53	62	—	802	79	245	.322	74	122	.607	—	—	162	47	143	1	—	—	—	232	3.7

PLAYOFFS

	G	GS	MIN	FG	FGA	PCT	FT	FTA	PCT	OFF	DEF	TOT	A	PF	D	ST	TO	BS	PTS	AVG
1952-53	2	—	21	2	10	.200	1	4	.250	—	—	5	2	12	2	—	—	—	5	2.5

LOGGRAN, ED

Grant Tech; San Francisco #35 HT: 6-5 WT: 200
 Birthdate: Nov. 18, 1928 Drafted: N/A

	G	GS	MIN	FG	FGA	PCT	FT	FTA	PCT	OFF	DEF	TOT	A	PF	D	ST	TO	BS	PTS	AVG
1950-51*	61	—	—	79	270	.293	79	127	.622	—	—	157	36	132	4	—	—	—	237	3.9

LONG, ART

Cincinnati #36 HT: 6-9 WT: 250
 Birthdate: Oct. 1, 1972 Drafted: Undrafted

	G	GS	MIN	FG	FGA	PCT	FT	FTA	PCT	OFF	DEF	TOT	A	PF	D	ST	TO	BS	PTS	AVG
2002-03	19	0	131	19	50	.380	1	5	.200	13	27	40	2	22	0	2	9	8	40	2.1

3 PT. FG: 2002-03, 1-1 (1.000)

LONG, SHAWN

Louisiana at Lafayette #36 HT: 6-9 WT: 255
 Birthdate: Jan. 29, 1993 Drafted: Undrafted

	G	GS	MIN	FG	FGA	PCT	FT	FTA	PCT	OFF	DEF	TOT	A	PF	D	ST	TO	BS	PTS	AVG
2016-17	18	0	234	61	109	.560	19	35	.543	41	44	85	13	49	0	9	13	9	148	8.2

3 PT. FG: 2016-17, 7-19 (.368)

LOUGHERY, KEVIN

St. John's '62 #22 HT: 6-3 WT: 190
 Birthdate: Mar. 28, 1940 Drafted: 1962, 2nd round (11th overall) by Detroit

	G	GS	MIN	FG	FGA	PCT	FT	FTA	PCT	OFF	DEF	TOT	A	PF	D	ST	TO	BS	PTS	AVG
1971-72	74	29	1829	377	792	.426	258	312	.827	—	—	178	188	208	3	—	—	—	932	12.6
1972-73	32	21	955	169	427	.396	107	130	.823	—	—	113	148	104	0	—	—	—	445	13.9
TOTALS	106	50	2784	506	1219	.415	365	442	.826	—	—	291	336	312	3	—	—	—	1377	13.0

LUMAWU-CABARROT, TIMOTHE

France #20, #7 HT: 6-6 WT: 205
 Birthdate: May 9, 1995 Drafted: 2016, 1st round (24th overall) by Philadelphia

	G	GS	MIN	FG	FGA	PCT	FT	FTA	PCT	OFF	DEF	TOT	A	PF	D	ST	TO	BS	PTS	AVG
2016-17	69	19	1190	145	361	.402	105	123	.854	25	124	149	75	154	1	32	73	10	445	6.4
2017-18	52	7	807	100	267	.375	46	58	.793	14	58	72	54	97	0	12	38	5	299	5.8
TOTALS	121	26	1997	245	628	.39	151	181	.834	39	182	221	129	251	1	44	111	15	744	6.1

3 PT. FG: 2016-17, 50-161 (.311), 2017-18, 53-158 (.335); TOTALS, 103-319 (.323)

LYNCH, GEORGE

North Carolina #9 HT: 6-8 WT: 230
 Birthdate: Sept. 3, 1970 Drafted: 1993, 1st round (12th overall) by LA Lakers

	G	GS	MIN	FG	FGA	PCT	FT	FTA	PCT	OFF	DEF	TOT	A	PF	D	ST	TO	BS	PTS	AVG
1998-99	43	43	1315	147	349	.421	53	84	.631	110	169	279	76	142	2	85	79	22	356	8.3
1999-00	75	75	2416	297	644	.461	113	183	.617	216	366	582	136	231	2	119	120	38	722	9.6
2000-01	82	80	2649	274	616	.445	123	171	.719	200	390	590	139	222	2	99	109	30	686	8.4
TOTALS	200	198	6380	718	1609	.446	289	438	.660	526	925	1451	351	595	6	303	308	90	1764	8.8

3-PT. FG: 1998-99, 9-23 (.391); 1999-00, 15-36 (.417); 2000-01, 15-57 (.263); TOTALS, 39-116 (.336)

PLAYOFFS

	G	GS	MIN	FG	FGA	PCT	FT	FTA	PCT	OFF	DEF	TOT	A	PF	D	ST	TO	BS	PTS	AVG
1998-99	8	6	249	29	65	.446	12	17	.706	28	25	53	16	30	1	18	13	2	72	9.0
1999-00	10	10	293	22	65	.338	14	18	.778	26	45	71	14	33	1	9	8	5	59	5.9
2000-01	10	8	222	24	0	.480	9	14	.643	20	31	51	12	30	0	13	13	2	57	5.7
TOTALS	40	24	915	92	216	.426	48	59	.814	87	121	208	50	119	2	48	45	9	236	5.9

3-PT. FG: 1998-99, 2-6 (.333); 1999-00, 1-7 (.143); 2000-01, 0-1 (.000); TOTALS, 3-14 (.214)

MacCULLOCH, TODD

Washington #50 HT: 7-0 WT: 280
 Birthdate: Jan. 27, 1976 Drafted: 1999, 2nd round (47th overall) by 76ers

	G	GS	MIN	FG	FGA	PCT	FT	FTA	PCT	OFF	DEF	TOT	A	PF	D	ST	TO	BS	PTS	AVG
1999-00	56	6	528	89	161	.553	28	54	.519	48	98	146	13	94	0	11	26	37	206	3.7
2000-01	63	3	597	109	185	.589	42	66	.636	69	99	168	10	96	0	7	27	19	260	4.1
2002-03	42	35	812	123	238	.517	53	79	.671	66	130	196	20	107	0	19	32	35	299	7.1
2003-04	INJURED LIST - FOOT NEUROPATHY																			
TOTALS	161	44	1937	321	584	.550	123	199	.618	183	327	510	43	297	0	37	85	91	765	4.8

3-PT. FG: 1999-00, 2-4 (.500); 2000-01, 0-0 (---); 2002-03, 0-0 (---); TOTALS, 2-4 (.500)

PLAYOFFS

	G	GS	MIN	FG	FGA	PCT	FT	FTA	PCT	OFF	DEF	TOT	A	PF	D	ST	TO	BS	PTS	AVG
1999-00	5	0	24	2	3	.667	4	6	.667	3	6	9	0	2	0	0	0	0	8	1.6



ALL-TIME ROSTER

2000-01	18	0	109	24	38	.632	8	10	.800	17	12	29	4	14	0	0	4	3	56	3.1
TOTALS	23	0	133	26	41	.634	12	16	.750	20	18	38	4	16	0	0	4	3	64	2.8

3-PT. FG: 1999-00, 0-2 (.000); 2000-01, 0-0 (---); TOTALS, 0-2 (.000)

MACK, SHELVIN

Butler #14 HT: 6-3 WT: 215
 Birthdate: Apr. 22 1989 Drafted: 2011, 2nd round (34th overall) by Washington

	G	GS	MIN	FG	FGA	PCT	FT	FTA	PCT	OFF	DEF	TOT	A	PF	D	ST	TO	BS	PTS	AVG
2012-13	4	0	7	1	2	.500	0	0	---	0	0	0	1	1	0	0	2	0	2	0.5

3-PT. FG: 2012-13, 0-1 (.000)

MACKNOWSKI, JOHNNY

Seton Hall HT: 6-1 WT: 185
 Birthdate: Jan. 7, 1923 Drafted: N/A

	G	GS	MIN	FG	FGA	PCT	FT	FTA	PCT	OFF	DEF	TOT	A	PF	D	ST	TO	BS	PTS	AVG
1949-50	59	---	---	154	463	.333	131	178	.736	---	---	---	65	128	---	---	---	---	439	7.4
1950-51	58	---	---	131	435	.301	122	170	.718	---	---	110	69	134	3	---	---	---	384	6.6
TOTALS	117	---	---	285	898	.317	253	348	.727	---	---	110	134	262	3	---	---	---	823	7.0

PLAYOFFS

	G	GS	MIN	FG	FGA	PCT	FT	FTA	PCT	OFF	DEF	TOT	A	PF	D	ST	TO	BS	PTS	AVG
1949-50	11	---	---	39	100	.390	39	51	.765	---	---	---	21	18	---	---	---	---	117	10.6
1950-51	2	---	---	6	13	.462	1	3	.333	---	---	7	4	5	0	---	---	---	13	6.5
TOTALS	13	---	---	45	113	.398	40	54	.741	---	---	7	25	23	0	---	---	---	130	10.0

MacLEAN, DON

UCLA #25 HT: 6-10 WT: 235
 Birthdate: Jan. 16, 1970 Drafted: 1992, 1st round (19th overall) by Detroit

	G	GS	MIN	FG	FGA	PCT	FT	FTA	PCT	OFF	DEF	TOT	A	PF	D	ST	TO	BS	PTS	AVG
1996-97	37	2	733	163	365	.447	64	97	.660	41	99	140	37	71	0	12	47	10	402	10.9

3-PT. FG: 1996-97, 12-38 (.316)

MAHORN, RICK

Hampton #44 & #4 HT: 6-10 WT: 260
 Birthdate: Sept. 21, 1958 Drafted: 1980, 2nd round (35th overall) by Washington

	G	GS	MIN	FG	FGA	PCT	FT	FTA	PCT	OFF	DEF	TOT	A	PF	D	ST	TO	BS	PTS	AVG
1989-90	75	66	2271	313	630	.497	183	256	.715	167	401	568	98	251	2	44	104	103	811	10.8
1990-91	80	74	2439	261	559	.467	189	240	.788	151	470	621	118	276	6	79	127	56	711	8.9
1998-99	16	0	127	5	18	.278	3	8	.375	7	16	23	2	22	0	5	6	1	13	0.8
TOTALS	171	140	4837	579	1207	.479	375	504	.744	325	887	1212	218	549	8	128	237	160	1535	8.9

3-PT. FG: 1989-90, 2-9 (.222); 1990-91, 0-9 (.000); 1998-99, 0-0 (---); TOTALS, 2-18 (.111)

PLAYOFFS

	G	GS	MIN	FG	FGA	PCT	FT	FTA	PCT	OFF	DEF	TOT	A	PF	D	ST	TO	BS	PTS	AVG
1989-90	10	10	342	37	86	.430	20	26	.769	18	52	70	10	41	1	7	13	8	94	9.4
1990-91	8	8	208	20	36	.556	11	14	.786	7	35	42	14	25	0	2	8	4	51	6.4
1998-99	5	0	29	2	6	.333	1	2	.500	2	6	8	1	6	0	1	1	0	5	1.0
TOTALS	23	18	579	59	128	.461	32	42	.762	27	93	120	25	72	1	10	22	12	150	6.5

3-PT. FG: 1989-90, 0-1 (.000)

MALONE, JEFF

Mississippi State #25 HT: 6-4 WT: 205
 Birthdate: June 28, 1961 Drafted: 1983, 1st round (10th overall) by Washington

	G	GS	MIN	FG	FGA	PCT	FT	FTA	PCT	OFF	DEF	TOT	A	PF	D	ST	TO	BS	PTS	AVG
1993-94	27	23	903	187	389	.481	76	94	.809	23	61	84	59	46	0	14	28	0	454	16.8
1994-95	19	19	660	144	284	.507	51	59	.864	11	44	55	29	35	0	15	29	0	350	18.4
1995-96	25	3	407	63	160	.394	24	26	.923	8	24	32	19	19	0	13	19	0	155	6.2
TOTALS	61	45	1970	394	833	.473	151	179	.844	42	129	171	107	100	0	42	76	0	959	15.7

3-PT. FG: 1993-94, 4-6 (.667); 1994-95, 11-28 (.393); 1995-96, 5-16 (.313); TOTALS, 20-50 (.400)

MALONE, MOSES

Petersburg H.S. (VA) #2 HT: 6-10 WT: 255
 Birthdate: Mar 23, 1955 Drafted: 1976, by Portland in ABA Dispersal (5th pick)

	G	GS	MIN	FG	FGA	PCT	FT	FTA	PCT	OFF	DEF	TOT	A	PF	D	ST	TO	BS	PTS	AVG
1982-83	78	78	2922	654	1305	.501	600	788	.761	445	749	1194	101	206	0	89	264	157	1908	24.5
1983-84	71	71	2613	532	1101	.483	545	727	.750	352	598	950	96	188	0	71	250	110	1609	22.7
1984-85	79	79	2957	602	1284	.469	737	904	.815	385	646	1031	130	216	0	67	286	123	1941	24.6
1985-86	74	74	2706	571	1246	.458	617	784	.787	339	533	872	90	194	0	67	261	71	1759	23.8
1993-94	55	0	618	102	232	.440	90	117	.769	106	120	226	34	52	0	11	59	17	294	5.3
TOTALS	357	302	11816	2461	5168	.476	2589	3320	.780	1627	2646	4273	451	856	0	305	1120	478	7511	21.0

3-PT. FG: 1982-83, 0-1 (.000); 1983-84, 0-4 (.000); 1984-85, 0-2 (.000); 1985-86, 0-1 (.000); 1993-94, 0-1 (.000); TOTALS, 0-9 (.000)

PLAYOFFS

	G	GS	MIN	FG	FGA	PCT	FT	FTA	PCT	OFF	DEF	TOT	A	PF	D	ST	TO	BS	PTS	AVG
1982-83	13	13	524	126	235	.536	86	120	.717	70	136	206	20	40	0	1	40	25	338	26.0
1983-84	5	5	212	38	83	.458	31	32	.969	20	49	69	7	15	0	3	21	11	107	21.4
1984-85	13	13	505	90	212	.425	82	103	.796	36	102	138	24	39	0	17	23	22	262	20.2
TOTALS	31	31	1241	254	530	.479	199	255	.780	126	287	413	51	94	0	21	84	58	707	22.8

ALL-STAR GAME

G	GS	MIN	FG	FGA	PCT	FT	FTA	PCT	OFF	DEF	TOT	A	PF	D	ST	TO	BS	PTS	AVG
---	----	-----	----	-----	-----	----	-----	-----	-----	-----	-----	---	----	---	----	----	----	-----	-----





ALL-TIME ROSTER

1983	1	1	24	3	8	.375	4	6	.667	2	6	8	3	1	0	0	1	1	10	—
1984 SELECTED BUT DNP DUE TO INJURY																				
1985	1	1	33	2	10	.200	3	6	.500	5	7	12	1	4	0	0	3	0	7	—
1986	1	1	34	5	12	.417	6	9	.667	5	8	13	0	4	0	1	1	0	16	—
TOTALS	3	3	91	10	30	.333	13	21	.619	12	21	33	4	9	0	1	5	1	33	11.0

MARJANOVIC, BOBAN

Serbia #51 HT: 7-3 WT: 290

Birthdate: August 15, 1988 Drafted: N/A

	G	GS	MIN	FG	FGA	PCT	FT	FTA	PCT	OFF	DEF	TOT	A	PF	D	ST	TO	BS	PTS	AVG
2018-19	22	3	305	75	120	.625	26	36	.722	32	81	113	32	33	0	5	22	10	180	8.1
TOTALS	22	3	305	75	120	.625	26	36	.722	32	81	113	32	33	0	5	22	10	180	8.1

3-PT. FG: 2018-19, 4-8 (.500)

PLAYOFFS

	G	GS	MIN	FG	FGA	PCT	FT	FTA	PCT	OFF	DEF	TOT	A	PF	D	ST	TO	BS	PTS	AVG
2018-19	11	0	105	24	40	.600	16	19	.842	13	23	36	11	18	0	2	14	3	64	5.8
TOTALS	11	0	105	24	40	.600	16	19	.842	13	23	36	11	18	0	2	14	3	64	5.8

3-PT. FG: 2018-19, 0-3 (.000)

MARSHALL, DONYELL

Connecticut #8 HT: 6-9 WT: 230

Birthdate: May 18, 1973 Drafted: 1994, 1st round (4th overall) by Minnesota

	G	GS	MIN	FG	FGA	PCT	FT	FTA	PCT	OFF	DEF	TOT	A	PF	D	ST	TO	BS	PTS	AVG
2008-09	25	0	189	33	73	.452	3	6	.500	6	34	40	15	24	0	4	6	5	94	3.8
3-PT. FG: 2008-09, 25-55 (.455)																				

PLAYOFFS

	G	GS	MIN	FG	FGA	PCT	FT	FTA	PCT	OFF	DEF	TOT	A	PF	D	ST	TO	BS	PTS	AVG
2008-09	6	0	50	6	16	.375	0	0	—	0	7	7	0	9	0	1	2	1	16	2.7
3-PT. FG: 2008-09, 4-11 (.364)																				

MARSHALL, KENDALL

North Carolina #5 HT: 6-4 WT: 200

Birthdate: Aug. 19, 1991 Drafted: 2012, 1st round (13th overall) by Phoenix

	G	GS	MIN	FG	FGA	PCT	FT	FTA	PCT	OFF	DEF	TOT	A	PF	D	ST	TO	BS	PTS	AVG
2015-16	30	6	400	43	118	.364	9	13	.692	2	26	28	73	30	0	16	43	2	111	3.7
3-PT. FG: 2015-16, 16-49 (.327)																				

MASINO, AL

Canisius # HT: 5-11 WT: 175

Birthdate: Feb. 5, 1928 Drafted: N/A

	G	GS	MIN	FG	FGA	PCT	FT	FTA	PCT	OFF	DEF	TOT	A	PF	D	ST	TO	BS	PTS	AVG
1953-54*	27	—	181	26	62	.419	30	49	.612	—	—	28	22	44	0	—	—	—	82	3.0

PLAYOFFS

	G	GS	MIN	FG	FGA	PCT	FT	FTA	PCT	OFF	DEF	TOT	A	PF	D	ST	TO	BS	PTS	AVG
1953-54	13	—	96	7	20	.350	7	15	.467	—	—	6	7	23	0	—	—	—	21	1.6

MASSENBURG, TONY

Maryland #30 HT: 6-9 WT: 245

Birthdate: July 31, 1967 Drafted: 1990, 2nd round (43rd overall) by San Antonio

	G	GS	MIN	FG	FGA	PCT	FT	FTA	PCT	OFF	DEF	TOT	A	PF	D	ST	TO	BS	PTS	AVG
1995-96	30	8	804	114	236	.483	68	92	.739	75	111	186	12	73	0	15	38	11	296	9.9
3-PT. FG: 1995-96, 0-3 (.000)																				

MATHIAS, DAKOTA

Purdue #33 HT: 6-4 WT: 200

Birthdate: July 11, 1995 Drafted: Undrafted

	G	GS	MIN	FG	FGA	PCT	FT	FTA	PCT	OFF	DEF	TOT	A	PF	D	ST	TO	BS	PTS	AVG
2020-21	8	2	123	19	48	.396	2	6	.333	1	6	7	13	7	0	1	3	48	6.0	
TOTALS	8	2	123	19	48	.396	2	6	.333	1	6	7	13	7	0	1	3	48	6.0	

3-PT. FG: 2020-21, 8-26 (.308)

MATTHEWS, WES

Wisconsin #1 HT: 6-1 WT: 170

Birthdate: Aug. 24, 1959 Drafted: 1980, 1st round (14th overall) by Washington

	G	GS	MIN	FG	FGA	PCT	FT	FTA	PCT	OFF	DEF	TOT	A	PF	D	ST	TO	BS	PTS	AVG
1983-84	14	5	292	45	101	.446	9	14	.643	6	17	23	62	32	0	11	30	2	100	7.1
3-PT. FG: 1983-84, 1-7 (.143)																				

PLAYOFFS

	G	GS	MIN	FG	FGA	PCT	FT	FTA	PCT	OFF	DEF	TOT	A	PF	D	ST	TO	BS	PTS	AVG
1983-84	4	—	23	4	8	.500	1	2	.500	0	0	0	4	4	0	1	4	0	10	2.5

MAXWELL, VERNON

Florida #11 HT: 6-4 WT: 190

Birthdate: Sept. 12, 1965 Drafted: 1988, 2nd round (47th overall) by Denver

	G	GS	MIN	FG	FGA	PCT	FT	FTA	PCT	OFF	DEF	TOT	A	PF	D	ST	TO	BS	PTS	AVG
1995-96	75	57	2467	410	1052	.390	251	332	.756	39	190	229	330	182	1	96	215	12	1217	16.2
2000-01	24	6	375	42	125	.336	15	22	.682	3	34	37	29	33	0	12	18	0	120	5.0
TOTALS	99	63	2842	452	1177	.384	266	354	.751	42	224	266	359	215	1	108	233	12	1337	13.5

3-PT. FG: 1995-96, 146-460 (.317); 2000-01, 21-64 (.328); TOTALS, 167-524 (.319)



ALL-TIME ROSTER

MAXEY, TYRESE

Kentucky
Birthdate: Nov. 4, 2000

#0 HT: 6-2 WT: 190
Drafted: 2020, 1st round (21st overall) by Philadelphia

	G	GS	MIN	FG	FGA	PCT	FT	FTA	PCT	OFF	DEF	TOT	A	PF	D	ST	TO	BS	PTS	AVG
2020-21	61	8	936	198	429	.462	61	70	.871	11	93	104	120	79	0	26	41	13	488	8.0
2021-22	75	74	2650	483	995	.485	213	246	.866	26	214	240	321	156	0	55	88	32	1311	17.5
2022-23	60	41	2016	439	913	.481	180	213	.845	23	153	176	212	132	0	49	80	8	1218	20.3
TOTALS	196	123	5601	1120	2337	.479	454	529	.858	60	460	520	653	367	0	130	209	53	3017	15.4

3-PT. FG: 2022-23, 160-369 (.434); TOTALS, 323-781 (.414)

PLAYOFFS

	G	GS	MIN	FG	FGA	PCT	FT	FTA	PCT	OFF	DEF	TOT	A	PF	D	ST	TO	BS	PTS	AVG
2020-21	12	0	157	29	66	.439	14	22	.636	1	21	22	16	16	0	3	5	6	76	6.3
2021-22	12	12	485	88	182	.484	47	50	.940	6	36	42	47	24	0	9	21	2	249	20.8
2022-23	11	11	423	82	192	.427	28	31	.903	9	44	53	25	26	0	15	8	5	226	20.5
TOTALS	35	23	1064	199	440	.452	89	103	.864	16	101	117	88	66	0	27	34	13	551	15.7

3-PT. FG: 2022-23, 34-85 (.400); TOTALS, 64-166 (.386)

MAY, DON

Dayton
Birthdate: Jan. 3, 1946

#34 HT: 6-4 WT: 220
Drafted: 1968, 3rd round (30th overall) by New York

	G	GS	MIN	FG	FGA	PCT	FT	FTA	PCT	OFF	DEF	TOT	A	PF	D	ST	TO	BS	PTS	AVG
1972-73	26	0	602	128	290	.441	53	62	.855	—	—	143	43	80	1	—	—	—	309	11.9
1973-74	56	5	812	152	367	.414	89	102	.873	25	111	136	63	137	0	25	—	8	393	7.0
TOTALS	82	5	1414	280	657	.426	142	164	.866	25	111	279	106	217	1	25	—	8	702	8.6

MAYES, THARON

Florida State
Birthdate: Sept. 9, 1968

#25 HT: 6-3 WT: 175
Drafted: Undrafted

	G	GS	MIN	FG	FGA	PCT	FT	FTA	PCT	OFF	DEF	TOT	A	PF	D	ST	TO	BS	PTS	AVG
1991-92	21	0	215	28	94	.298	20	30	.667	3	12	15	32	32	0	14	28	1	90	4.3

3-PT. FG: 1991-92, 14-39 (.359)

MAYNOR, ERIC

Virginia Commonwealth
Birthdate: June 11, 1987

#11 HT: 6-3 WT: 175
Drafted: 2009, 1st round (20th overall) by Utah

	G	GS	MIN	FG	FGA	PCT	FT	FTA	PCT	OFF	DEF	TOT	A	PF	D	ST	TO	BS	PTS	AVG
2013-14	8	0	112	11	29	.379	4	8	.500	2	13	15	12	4	0	4	12	2	30	3.8

3-PT. FG: 2013-14, 4-12 (.333)

MBAH A MOUTE, LUC

UCLA
Birthdate: Sept. 9, 1986

#12 HT: 6-8 WT: 230
Drafted: 2008, 2nd round (37th overall) by Milwaukee

	G	GS	MIN	FG	FGA	PCT	FT	FTA	PCT	OFF	DEF	TOT	A	PF	D	ST	TO	BS	PTS	AVG
2014-15	67	61	1916	251	636	.395	96	163	.589	82	246	328	106	104	0	81	99	21	660	9.9

3-PT. FG: 2014-15, 62-202 (.307)

McADOO, BOB

North Carolina
Birthdate: Sept. 25, 1951

#11 HT: 6-9 WT: 210
Drafted: 1972, 1st round (2nd overall) by Buffalo

	G	GS	MIN	FG	FGA	PCT	FT	FTA	PCT	OFF	DEF	TOT	A	PF	D	ST	TO	BS	PTS	AVG
1985-86	29	0	609	116	251	.462	62	81	.765	25	78	103	35	64	0	10	49	18	294	10.1

PLAYOFFS

	G	GS	MIN	FG	FGA	PCT	FT	FTA	PCT	OFF	DEF	TOT	A	PF	D	ST	TO	BS	PTS	AVG
1985-86	5	—	73	20	36	.556	14	16	.875	8	6	14	2	13	0	4	2	5	54	10.8

McADOO, JAMES MICHAEL

North Carolina
Birthdate: Jan. 4, 1993

#14 HT: 6-9 WT: 230
Drafted: Undrafted

	G	GS	MIN	FG	FGA	PCT	FT	FTA	PCT	OFF	DEF	TOT	A	PF	D	ST	TO	BS	PTS	AVG
2017-18	3	0	18	2	7	.286	2	21.000		0	2	2	0	1	0	0	1	1	8	2.7

3-PT. FG: 2017-18, 2-7 (.286)

McCASKILL, AMAL

Marquette
Birthdate: Oct. 28, 1973

#00 HT: 6-11 WT: 235
Drafted: 1996, 2nd round (49th overall) by Orlando

	G	GS	MIN	FG	FGA	PCT	FT	FTA	PCT	OFF	DEF	TOT	A	PF	D	ST	TO	BS	PTS	AVG
2003-04	59	3	636	47	117	.402	19	27	.704	48	85	113	20	89	0	12	25	20	113	1.9

3-PT. FG: 2003-04, 0-1 (.000)

McCLAIN, TED

Tennessee State
Birthdate: Aug. 30, 1947

#12 HT: 6-2 WT: 190
Entered NBA with N.J. Nets From ABA 1976

	G	GS	MIN	FG	FGA	PCT	FT	FTA	PCT	OFF	DEF	TOT	A	PF	D	ST	TO	BS	PTS	AVG
1977-78	29	0	293	42	96	.438	7	10	.700	9	28	37	34	36	0	16	22	4	91	3.1

PLAYOFFS

	G	GS	MIN	FG	FGA	PCT	FT	FTA	PCT	OFF	DEF	TOT	A	PF	D	ST	TO	BS	PTS	AVG
1977-78	5	0	31	3	10	.300	0	0	---	2	4	6	10	4	0	5	5	0	6	1.2



ALL-TIME ROSTER

McCLUNG, MAC		Texas Tech		#9		HT: 6-2		WT: 185												
		Birthdate: January 6, 1999		Drafted: Undrafted																
G	GS	MIN	FG	FGA	PCT	FT	FTA	PCT	OFF	DEF	TOT	A	PF	D	ST	TO	BS	PTS	AVG	
2022-23	2	0	41	9	20	.450	3	5	.600	3	7	10	9	3	0	0	3	0	25	12.5
3-PT. FG: 2022-23, 4-11 (.364)																				

McCONNELL, T.J.		Arizona		#12		HT: 6-2		WT: 200												
		Birthdate: Mar. 25, 1992		Drafted: Undrafted																
G	GS	MIN	FG	FGA	PCT	FT	FTA	PCT	OFF	DEF	TOT	A	PF	D	ST	TO	BS	PTS	AVG	
2015-16	81	17	1606	218	464	.470	26	41	.634	43	207	250	367	114	0	95	140	10	493	6.1
2016-17	81	51	2133	236	512	.461	73	90	.811	39	212	251	534	139	0	134	159	10	556	6.1
2017-18	76	1	1706	210	421	.499	31	39	.795	37	189	226	303	122	0	92	112	13	478	6.3
2018-19	76	3	1470	220	419	.525	29	37	.784	28	146	174	258	105	0	79	91	17	483	6.4
TOTALS	314	72	6915	884	1816	.487	159	207	.768	147	754	901	1462	480	0	400	502	50	2010	6.4
3-PT. FG: 2015-16, 31-89 (.348); 2016-17, 11-55 (.200); 2017-18, 27-62 (.435); 2018-19, 14-42 (.333); TOTALS, 83-248 (.335)																				

PLAYOFFS

G	GS	MIN	FG	FGA	PCT	FT	FTA	PCT	OFF	DEF	TOT	A	PF	D	ST	TO	BS	PTS	AVG	
2017-18	10	2	155	25	36	.694	3	5	.600	6	20	26	23	13	0	6	6	0	55	5.5
2018-19	9	0	75	12	27	.444	0	0	0	1	5	6	11	4	0	2	1	1	24	2.6
TOTALS	19	2	230	37	63	.587	3	5	.600	7	25	32	34	17	0	8	7	1	79	4.2
3-PT. FG: 2017-18, 2-3 (.667); 2018-19, 0-0 (.000); TOTALS, 2-3 (.667)																				

McCORMICK, TIM		Michigan		#40		HT: 6-11		WT: 240												
		Birthdate: Mar. 10, 1962		Drafted: 1984, 1st round (12th overall) by Cleveland																
G	GS	MIN	FG	FGA	PCT	FT	FTA	PCT	OFF	DEF	TOT	A	PF	D	ST	TO	BS	PTS	AVG	
1986-87	81	79	2817	391	718	.545	251	349	.719	180	431	611	114	270	4	36	153	64	1033	12.8
1987-88	23	17	601	71	138	.514	37	53	.698	49	95	144	26	75	1	14	35	8	179	7.8
TOTALS	104	96	3418	462	856	.540	288	402	.716	229	526	755	140	345	5	50	188	72	1212	11.7

PLAYOFFS

G	GS	MIN	FG	FGA	PCT	FT	FTA	PCT	OFF	DEF	TOT	A	PF	D	ST	TO	BS	PTS	AVG	
1986-87	5	—	121	12	24	.500	4	4	1.000	7	24	31	6	19	0	1	7	2	28	5.6

McDANIELS, JALEN		San Diego State		#7		HT: 6-9		WT: 205												
		Birthdate: January 31, 1998		Drafted: 2019, 2nd round (52nd overall) by Charlotte																
G	GS	MIN	FG	FGA	PCT	FT	FTA	PCT	OFF	DEF	TOT	A	PF	D	ST	TO	BS	PTS	AVG	
2022-23	24	3	419	60	123	.488	28	34	.824	19	57	76	19	51	0	17	13	5	160	6.7
3-PT. FG: 2022-23, 12-30 (.400)																				

PLAYOFFS

G	GS	MIN	FG	FGA	PCT	FT	FTA	PCT	OFF	DEF	TOT	A	PF	D	ST	TO	BS	PTS	AVG	
2022-23	8	0	102	8	20	.400	0	0	-	3	13	16	5	8	0	1	3	0	19	2.4
3-PT. FG: 2022-23, 3-9 (.333)																				

McDANIELS, K.J.		Clemson		#14		HT: 6-6		WT: 200												
		Birthdate: Feb. 9, 1993		Drafted: 2014, 2nd round (32nd overall) by Philadelphia																
G	GS	MIN	FG	FGA	PCT	FT	FTA	PCT	OFF	DEF	TOT	A	PF	D	ST	TO	BS	PTS	AVG	
2014-15	52	15	1319	167	419	.399	99	131	.756	64	131	195	70	121	0	44	104	68	476	9.2
3-PT. FG: 2014-15, 43-147 (.293)																				

McGEE, JaVALE		Nevada		#1		HT: 7-0		WT: 237												
		Birthdate: Jan. 19, 1988		Drafted: 2008, 1st round (18th overall) by Washington																
G	GS	MIN	FG	FGA	PCT	FT	FTA	PCT	OFF	DEF	TOT	A	PF	D	ST	TO	BS	PTS	AVG	
2014-15	6	0	61	8	18	.444	2	4	.500	4	9	13	2	2	0	0	5	1	18	3.0

McFARLIN, IVAN		Oklahoma St.		#31		HT: 6-8		WT: 240												
		Birthdate: April 26, 1982		Drafted: Undrafted																
G	GS	MIN	FG	FGA	PCT	FT	FTA	PCT	OFF	DEF	TOT	A	PF	D	ST	TO	BS	PTS	AVG	
2006-07	11	0	41	5	13	.385	5	7	.714	7	4	11	1	8	0	0	1	0	15	14.2
3PT. FG: 2006-07, 0-1 (.000)																				

McGINNIS, GEORGE		Indiana		#30		HT: 6-8		WT: 235												
		Birthdate: Aug. 12, 1950		Drafted: 1973, 2nd round (22nd overall) by 76ers																
G	GS	MIN	FG	FGA	PCT	FT	FTA	PCT	OFF	DEF	TOT	A	PF	D	ST	TO	BS	PTS	AVG	
1975-76	77	77	2946	647	1552	.417	475	642	.740	260	707	967	359	334	13	198	—	41	1769	23.0
1976-77	79	78	2769	659	1439	.458	372	546	.681	324	587	911	302	299	4	163	—	37	1690	21.4
1977-78	78	76	2533	588	1270	.463	411	574	.716	282	528	810	294	287	6	137	312	27	1587	20.3
TOTALS	234	231	8248	1894	4261	.444	1258	1762	.714	866	1822	2688	955	920	23	498	312	105	5046	21.6

PLAYOFFS

G	GS	MIN	FG	FGA	PCT	FT	FTA	PCT	OFF	DEF	TOT	A	PF	D	ST	TO	BS	PTS	AVG	
1975-76	3	—	120	29	61	.475	11	18	.611	9	32	41	12	14	1	1	—	4	69	23.0
1976-77	19	—	603	102	273	.374	65	114	.570	62	136	198	69	83	2	23	—	6	269	14.2
1977-78	10	—	273	53	125	.424	41	49	.837	24	54	78	30	40	1	15	38	1	147	14.7
TOTALS	32	—	996	184	459	.401	117	181	.646	95	222	317	111	137	4	39	38	11	485	15.2



ALL-TIME ROSTER

ALL-STAR GAME

G	GS	MIN	FG	FGA	PCT	FT	FTA	PCT	OFF	DEF	TOT	A	PF	D	ST	TO	BS	PTS	AVG	
1976	1	0	19	4	9	.444	2	4	.500	1	6	7	2	2	0	0	—	0	10	—
1977	1	1	26	2	9	.222	0	2	.000	5	2	7	2	3	0	4	—	0	4	—
TOTALS	2	1	45	6	18	.333	2	6	.333	6	8	14	4	5	0	4	—	0	14	7.0

McKEY, DERRICK

Alabama #9 HT: 6-10 WT: 245
 Birthdate: Oct. 10, 1966 Drafted: 1987, 1st round (9th overall) by Seattle

G	GS	MIN	FG	FGA	PCT	FT	FTA	PCT	OFF	DEF	TOT	A	PF	D	ST	TO	BS	PTS	AVG	
2001-02	41	1	784	52	122	.426	10	14	.714	48	79	127	45	90	0	41	22	4	119	2.9

3-PT. FG: 2001-02 5-12, .417

PLAYOFFS

G	GS	MIN	FG	FGA	PCT	FT	FTA	PCT	OFF	DEF	TOT	A	PF	D	ST	TO	BS	PTS	AVG	
2001-02	4	0	40	4	8	.500	0	0	0	3	3	6	1	5	0	1	1	2	8	2.0

MCKIE, AARON

Temple #8 HT: 6-5 WT: 209
 Birthdate: Oct. 2, 1972 Drafted: 1994, 1st round (17th overall) by Portland

G	GS	MIN	FG	FGA	PCT	FT	FTA	PCT	OFF	DEF	TOT	A	PF	D	ST	TO	BS	PTS	AVG	
1997-98	57	31	1341	96	277	.347	22	32	.688	34	129	163	137	117	0	78	52	12	223	3.9
1998-99	50	4	959	95	237	.401	44	62	.710	27	113	140	100	90	1	63	57	3	240	4.8
1999-00	82	82	1952	244	593	.411	121	146	.829	47	199	246	240	194	3	108	113	18	653	8.0
2000-01	76	33	2394	338	714	.473	149	194	.768	33	278	311	377	178	3	106	203	8	878	11.6
2001-02	48	16	1471	220	490	.449	96	122	.787	26	166	192	179	74	0	56	93	14	587	12.2
2002-03	80	40	2374	286	666	.429	112	134	.836	61	289	350	278	177	2	131	109	9	721	9.0
2003-04	75	41	2112	265	577	.459	84	111	.757	45	208	253	195	142	1	85	103	23	689	9.2
2004-05	68	3	1118	61	142	.430	10	16	.625	20	152	172	103	116	2	48	31	17	152	2.2
TOTALS	536	250	13721	1605	3696	.434	638	817	.781	293	1534	1827	1609	1088	12	675	761	104	4143	7.7

3-PT. FG: 1997-98, 9-46 (.196); 1998-99, 6-31 (.194); 1999-00, 44-121 (.364); 2000-01, 53-170 (.312); 2001-02, 51-128 (.398); 2002-03, 37-112 (.330); 2003-04, 75-172 (.436); 2004-05, 20-62 (.323) TOTALS, 295-842 (.350)

PLAYOFFS

G	GS	MIN	FG	FGA	PCT	FT	FTA	PCT	OFF	DEF	TOT	A	PF	D	ST	TO	BS	PTS	AVG	
1998-99	6	0	97	7	23	.304	6	7	.857	4	11	15	11	17	0	4	1	0	20	3.3
1999-00	10	6	331	50	103	.485	26	31	.839	4	32	36	46	26	0	4	16	2	138	13.8
2000-01	23	16	892	125	301	.415	59	75	.787	24	95	119	121	67	0	34	46	3	336	14.6
2001-02	5	0	146	20	46	.435	7	10	.700	2	16	18	12	12	0	10	10	0	53	10.6
2002-03	12	0	315	38	71	.535	12	14	.857	5	38	43	22	31	0	10	15	2	93	7.8
2004-05	5	0	85	3	7	.429	0	0	---	1	11	12	5	9	0	4	1	0	7	1.4
TOTALS	61	22	1866	243	551	.441	110	137	.803	40	203	243	217	162	0	66	89	7	647	10.6

3-PT. FG: 1998-99, 0-1 (.000); 1999-00, 12-35 (.343); 2000-01, 27-64 (.422); 2001-02, 6-16 (.375); 2002-03, 5-9 (.556); 2004-05, 1-3 (.333) TOTALS, 51-128 (.398)

McLEOD, TROSHAWN

Duke #7 HT: 6-8 WT: 230
 Birthdate: Nov. 17, 1975 Drafted: 1998, 1st round (20th overall) by Atlanta

G	GS	MIN	FG	FGA	PCT	FT	FTA	PCT	OFF	DEF	TOT	A	PF	D	ST	TO	BS	PTS	AVG	
2000-01	1	0	15	1	2	.500	1	1	---	1	1	2	0	2	0	0	1	0	2	2.0

3-PT. FG: 2000-01, 0-1 (.000)

McNAMARA, MARK

California #31 HT: 6-11 WT: 235
 Birthdate: June 8, 1959 Drafted: 1982, 1st round (22nd overall) by 76ers

G	GS	MIN	FG	FGA	PCT	FT	FTA	PCT	OFF	DEF	TOT	A	PF	D	ST	TO	BS	PTS	AVG	
1982-83	36	2	182	29	64	.453	20	45	.444	34	42	76	7	42	1	3	36	3	78	2.2
1986-87	11	1	113	14	30	.467	7	19	.368	17	19	36	2	17	0	1	8	0	35	3.2
1987-88	42	18	581	52	133	.391	48	66	.727	66	91	157	18	67	0	4	26	12	152	3.6
TOTALS	89	21	876	95	227	.419	75	130	.577	117	152	269	27	126	1	8	70	15	265	3.0

PLAYOFFS

G	GS	MIN	FG	FGA	PCT	FT	FTA	PCT	OFF	DEF	TOT	A	PF	D	ST	TO	BS	PTS	AVG	
1982-83	2	—	2	2	2	1.000	0	0	---	0	1	1	0	0	0	0	0	0	4	2.0
1986-87	1	—	2	1	1	1.000	0	0	---	0	1	1	0	0	0	0	0	0	2	2.0
TOTALS	3	—	4	3	3	1.000	0	0	---	0	2	2	0	0	0	0	0	0	6	2.0

MEEKS, JODIE

Kentucky #20 HT: 6-4 WT: 208
 Birthdate: Aug. 21, 1987 Drafted: 2009, 2nd round (41st overall) by Milwaukee

G	GS	MIN	FG	FGA	PCT	FT	FTA	PCT	OFF	DEF	TOT	A	PF	D	ST	TO	BS	PTS	AVG	
2009-10	19	0	233	40	91	.440	13	18	.722	4	23	27	17	19	0	5	5	1	112	5.9
2010-11	74	64	2062	242	570	.425	152	170	.894	21	150	171	78	97	0	63	60	4	774	10.5
2011-12	66	50	1644	191	467	.409	77	85	.906	17	144	161	54	82	0	40	29	3	556	8.4
TOTALS	159	114	3938	473	1128	.419	242	273	.886	42	317	359	149	198	0	108	94	8	1442	9.1

3-PT. FG: 2009-10, 19-50 (.380); 2010-11, 138-348 (.397); 2011-12, 97-266 (.365); TOTALS, 254-664 (.383)

PLAYOFFS

G	GS	MIN	FG	FGA	PCT	FT	FTA	PCT	OFF	DEF	TOT	A	PF	D	ST	TO	BS	PTS	AVG	
2010-11	5	5	125	13	31	.419	5	6	.833	2	8	10	4	6	0	3	2	0	39	7.8



ALL-TIME ROSTER

2011-12 6 1 32 0 3 .000 4 4 1.000 0 0 0 2 3 0 0 1 1 4 0.7
TOTALS **11 6 157 13 34 .382 9 10 .900 2 8 10 6 9 0 3 3 1 43 3.9**
3-PT. FG: 2010-11, 8-18 (.444); 2011-12, 0-1 (.000); TOTALS, 8-19 (.421)

MELCHIONI, BILLY Villanova **#28** **HT: 6-1** **WT: 165**
Birthdate: Oct. 19, 1944 Drafted: 1966, 2nd round (19th overall) by 76ers

	G	GS	MIN	FG	FGA	PCT	FT	FTA	PCT	OFF	DEF	TOT	A	PF	D	ST	TO	BS	PTS	AVG
1966-67	73	—	692	138	353	.391	39	60	.650	—	—	98	98	73	0	—	—	—	315	4.3
1967-68	71	—	758	146	336	.435	33	47	.702	—	—	104	105	75	0	—	—	—	325	4.6
TOTALS	144	—	1450	284	689	.412	72	107	.673	—	—	202	203	148	0	—	—	—	640	4.4

PLAYOFFS

	G	GS	MIN	FG	FGA	PCT	FT	FTA	PCT	OFF	DEF	TOT	A	PF	D	ST	TO	BS	PTS	AVG
1966-67	1	—	5	0	2	.000	0	2	.000	—	—	3	1	0	0	—	—	—	0	0.0
1967-68	9	—	50	8	24	.333	2	4	.500	—	—	4	10	4	0	—	—	—	18	2.0
TOTALS	10	—	55	8	26	.308	2	6	.333	—	—	7	11	4	0	—	—	—	18	1.8

MELTON, De'ANTHONY USC **#8** **HT: 6-2** **WT: 200**
Birthdate: May 28, 1998 Drafted: 2018, 2nd round (46th overall) by Houston

	G	GS	MIN	FG	FGA	PCT	FT	FTA	PCT	OFF	DEF	TOT	A	PF	D	ST	TO	BS	PTS	AVG
2022-23	77	58	2150	277	651	.425	69	87	.793	69	243	312	197	191	0	126	102	41	780	10.1

3-PT. FG: 2022-23, 157-403 (.390)

PLAYOFFS

	G	GS	MIN	FG	FGA	PCT	FT	FTA	PCT	OFF	DEF	TOT	A	PF	D	ST	TO	BS	PTS	AVG
2022-23	11	0	274	31	81	.383	6	8	.750	14	22	36	18	20	0	13	8	9	87	7.9

3-PT. FG: 2022-23, 19-49 (.388)

MERIWETHER, PORTER Tennessee State **HT: 6-2** **WT: 180**
Birthdate: March 16, 1940 Drafted: 1962, 3rd round (21st overall) by Syracuse

	G	GS	MIN	FG	FGA	PCT	FT	FTA	PCT	OFF	DEF	TOT	A	PF	D	ST	TO	BS	PTS	AVG
1962-63	31	—	268	48	122	.393	23	33	.697	—	—	29	43	19	0	—	—	—	119	3.8

MILLER, ANDRE Utah **#7** **HT: 6-2** **WT: 200**
Birthdate: March 19, 1976 Drafted: 1999, 1st round (8th overall) by Cleveland

	G	GS	MIN	FG	FGA	PCT	FT	FTA	PCT	OFF	DEF	TOT	A	PF	D	ST	TO	BS	PTS	AVG
2006-07	57	56	2144	307	661	.464	160	198	.808	72	176	248	416	126	0	73	152	6	775	13.6
2007-08	82	82	3016	569	1156	.492	257	333	.772	95	229	324	565	181	0	105	206	6	1398	17.0
2008-09	82	82	2976	492	1041	.473	338	409	.826	123	245	368	534	196	1	109	199	14	1337	16.3
TOTALS	221	220	8136	1368	2858	.479	755	940	.803	290	650	940	1515	503	1	287	557	26	3510	15.9

3-PT. FG: 2006-07, 1-19 (.053); 2007-08, 3-34 (.088); 2008-09, 15-53 (.283); TOTALS, 19-106 (.179)

PLAYOFFS

	G	GS	MIN	FG	FGA	PCT	FT	FTA	PCT	OFF	DEF	TOT	A	PF	D	ST	TO	BS	PTS	AVG
2007-08	6	6	229	39	89	.438	14	22	.636	7	12	19	20	12	0	5	14	0	92	15.3
2008-09	6	6	258	48	101	.475	28	34	.824	9	29	38	32	17	0	7	19	1	127	21.2
TOTALS	12	12	487	87	190	.458	42	56	.750	16	41	57	52	29	0	12	33	1	219	18.3

3-PT. FG: 2007-08, 0-3 (.000); 2008-09, 3-10 (.300); TOTALS, 3-13 (.231)

MILLER, ANTHONY (PIG) Michigan State **#41** **HT: 6-9** **WT: 255**
Birthdate: Oct. 27, 1971 Drafted: 1994, 2nd round (39th overall) by Golden St.

	G	GS	MIN	FG	FGA	PCT	FT	FTA	PCT	OFF	DEF	TOT	A	PF	D	ST	TO	BS	PTS	AVG
2000-01	1	0	2	0	0	---	0	0	---	0	0	0	0	0	0	0	0	0	0	0.0

MILLSAP, PAUL Louisiana Tech **#8** **HT: 6-7** **WT: 257**
Birthdate: Feb. 10, 1985 Drafted: 2006, 2nd round (47th overall) by Utah

	G	GS	MIN	FG	FGA	PCT	FT	FTA	PCT	OFF	DEF	TOT	A	PF	D	ST	TO	BS	PTS	AVG
2021-22	9	1	106	13	30	.433	5	7	.714	12	13	25	5	19	0	5	8	2	33	3.7

3-PT. FG: 2021-22, 2-8 (.250)

PLAYOFFS

	G	GS	MIN	FG	FGA	PCT	FT	FTA	PCT	OFF	DEF	TOT	A	PF	D	ST	TO	BS	PTS	AVG
2021-22	1	0	6	0	0	.000	0	0	.000	0	0	1	1	1	0	—	—	—	0	0.0

3-PT. FG: 2022, 0-0 (.000)

MILTON, SHAKE SMU **#18** **HT: 6-6** **WT: 207**
Birthdate: Sept. 26, 1996 Drafted: 2018, 2nd round (54th overall) by Dallas

	G	GS	MIN	FG	FGA	PCT	FT	FTA	PCT	OFF	DEF	TOT	A	PF	D	ST	TO	BS	PTS	AVG
2018-19	20	0	268	34	87	.391	5	7	.714	9	26	35	18	29	0	8	6	8	87	4.4
2019-20	40	24	805	134	277	.484	51	65	.785	15	73	88	104	20	0	20	47	7	377	9.4
2020-21	63	4	1461	300	667	.450	146	176	.830	33	115	148	193	130	0	39	103	18	817	13.0
2021-22	55	56	1179	173	403	.429	61	73	.836	30	112	142	139	99	0	28	44	17	450	8.2
2022-23	76	11	1567	241	503	.479	99	116	.853	39	152	191	240	123	0	25	94	13	637	8.4
TOTALS	254	45	5280	882	1937	.455	362	437	.828	126	478	604	694	473	0	120	294	63	2368	9.3

3-PT. FG: 2022-23, 56-148 (.378); TOTALS, 242-663 (.365)



ALL-TIME ROSTER

PLAYOFFS

	G	GS	MIN	FG	FGA	PCT	FT	FTA	PCT	OFF	DEF	TOT	A	PF	D	ST	TO	BS	PTS	AVG
2019-20	4	4	126	21	44	.477	6	7	.857	1	12	13	11	13	0	2	6	0	58	14.5
2020-21	12	0	121	15	47	.319	14	15	.933	0	9	9	9	18	0	3	11	1	52	4.3
2021-22	12	0	158	18	38	.474	16	20	.800	4	15	19	11	13	0	6	5	3	60	5.0
2022-23	6	0	21	3	5	.600	2	2	1.000	0	3	3	2	3	0	2	1	0	8	1.3
TOTALS	34	4	426	57	134	.425	38	44	.864	5	39	44	33	47	0	13	23	4	178	5.2

3-PT. FG: 2022-23, 0-1 (.000); TOTALS, 26-60 (.433)

MIX, STEVE

	Toledo Birthdate: Dec. 30, 1947							#50	HT: 6-7				WT: 215							
	Drafted: 1969, 5th round (61st overall) by Detroit																			
	G	GS	MIN	FG	FGA	PCT	FT	FTA	PCT	OFF	DEF	TOT	A	PF	D	ST	TO	BS	PTS	AVG
1973-74	82	82	2969	495	1042	.475	228	288	.792	305	559	864	152	305	9	212	—	37	1218	14.9
1974-75	46	46	1748	280	582	.481	159	205	.776	155	345	500	99	175	6	79	—	21	719	15.6
1975-76	81	63	3039	421	844	.499	287	351	.818	215	447	662	216	288	6	158	—	29	1129	13.9
1976-77	75	9	1958	288	551	.523	215	263	.817	127	249	376	152	167	0	90	—	20	791	10.5
1977-78	82	20	1819	291	560	.520	175	220	.795	96	201	297	174	158	1	87	131	3	757	9.2
1978-79	74	1	1269	265	493	.538	161	201	.801	109	184	293	121	112	0	57	100	16	691	9.3
1979-80	81	5	1543	363	703	.516	207	249	.831	114	176	290	149	114	0	67	132	9	937	11.6
1980-81	72	1	1327	288	575	.501	200	240	.833	105	159	264	114	107	0	59	88	18	776	10.8
1981-82	75	0	1235	202	399	.506	136	172	.791	92	133	225	93	86	0	42	67	17	541	7.2
TOTALS	668	227	16907	2893	5749	.503	1768	2189	.808	1318	2453	3771	1270	1512	22	851	518	170	7559	11.3

3-PT. FG: 1979-80, 4-10 (.400); 1980-81, 0-3 (.000); 1981-82, 1-4 (.350); TOTALS, 5-17 (.294)

PLAYOFFS

	G	GS	MIN	FG	FGA	PCT	FT	FTA	PCT	OFF	DEF	TOT	A	PF	D	ST	TO	BS	PTS	AVG
1975-76	3	—	134	18	46	.391	8	10	.800	6	12	18	12	13	1	11	—	2	44	14.7
1976-77	19	—	412	56	107	.523	37	45	.822	22	42	64	44	39	0	21	—	3	149	7.8
1977-78	10	—	235	49	82	.598	38	43	.884	17	29	46	36	22	0	15	12	1	136	13.6
1978-79	9	—	179	31	59	.525	13	15	.867	12	23	35	16	20	0	6	11	0	75	8.3
1979-80	17	—	200	44	96	.458	25	28	.893	10	21	31	13	22	0	8	15	5	113	6.6
1980-81	16	—	206	32	77	.416	24	26	.923	19	23	42	10	16	0	4	11	2	88	5.5
1981-82	7	—	50	12	22	.545	5	7	.714	4	7	11	6	5	0	0	4	0	30	4.3
TOTALS	81	—	1416	242	489	.495	150	174	.862	90	157	247	137	137	1	65	53	13	635	7.8

ALL-STAR GAME

	G	GS	MIN	FG	FGA	PCT	FT	FTA	PCT	OFF	DEF	TOT	A	PF	D	ST	TO	BS	PTS	AVG
1975	1	0	11	2	5	.400	0	0	---	—	—	0	2	2	0	—	—	—	4	4.0

MOHAMMED, NAZR

	Kentucky Birthdate: Sept. 5, 1977							#14	HT: 6-10				WT: 240							
	Drafted: 1998, 1st round (29th overall) by Utah																			
	G	GS	MIN	FG	FGA	PCT	FT	FTA	PCT	OFF	DEF	TOT	A	PF	D	ST	TO	BS	PTS	AVG
1998-99	26	0	121	15	42	.357	12	21	.571	18	19	37	2	22	0	5	12	4	42	1.6
1999-00	28	3	190	21	54	.389	12	22	.545	16	34	50	2	29	0	4	18	12	54	1.9
2000-01	30	3	196	41	88	.466	14	28	.500	18	37	55	2	40	0	6	9	7	96	3.2
TOTALS	84	6	507	77	184	.418	38	71	.535	52	90	142	6	91	0	15	39	23	192	2.3

PLAYOFFS

	G	GS	MIN	FG	FGA	PCT	FT	FTA	PCT	OFF	DEF	TOT	A	PF	D	ST	TO	BS	PTS	AVG
1999-00	3	0	34	8	14	.571	0	0	---	0	2	2	1	4	0	3	0	0	17	5.7

MONEY, ERIC

	Arizona Birthdate: Feb. 6, 1955							#22	HT: 6-0				WT: 170							
	Drafted: 1974, 2nd round (33rd overall) by Detroit																			
	G	GS	MIN	FG	FGA	PCT	FT	FTA	PCT	OFF	DEF	TOT	A	PF	D	ST	TO	BS	PTS	AVG
1978-79	23	0	545	119	217	.548	34	54	.630	15	22	37	82	70	2	13	69	2	272	11.8
1979-80	6	0	82	14	36	.389	2	21	0.000	3	4	7	16	11	0	0	12	1	30	5.0
TOTALS	29	0	627	133	253	.526	36	56	.643	18	26	44	98	81	2	13	81	3	302	10.4

PLAYOFFS

	G	GS	MIN	FG	FGA	PCT	FT	FTA	PCT	OFF	DEF	TOT	A	PF	D	ST	TO	BS	PTS	AVG
1978-79	8	—	129	26	61	.426	2	4	.500	6	5	11	22	17	0	3	22	0	54	6.8

MONROE, GREG

	Georgetown Birthdate: June 4, 1990							#55	HT: 6-11				WT: 265							
	Drafted: 2010, 1st round (7th overall) by Detroit																			
	G	GS	MIN	FG	FGA	PCT	FT	FTA	PCT	OFF	DEF	TOT	A	PF	D	ST	TO	BS	PTS	AVG
2018-19	3	0	52	15	23	.652	10	11	.909	4	9	13	7	5	0	1	1	0	41	13.6
TOTALS	3	0	52	15	23	.652	10	11	.909	4	9	13	7	5	0	1	1	0	41	13.6

3-PT. FG: 2018-19, 1-1 (1.000)

PLAYOFFS

	G	GS	MIN	FG	FGA	PCT	FT	FTA	PCT	OFF	DEF	TOT	A	PF	D	ST	TO	BS	PTS	AVG
2018-19	10	1	90	16	40	.400	7	9	.778	14	17	31	4	11	0	5	4	4	40	4.0
TOTALS	10	1	90	16	40	.400	7	9	.778	14	17	31	4	11	0	5	4	4	40	4.0

3-PT. FG: 2018-19, 1-4 (.250)



ALL-TIME ROSTER

MONTROSS, ERIC		North Carolina			#00			HT: 7-0			WT: 270									
		Birthdate: Sept. 23, 1971			Drafted: 1994, 1st round (97th overall) by Boston															
	G	GS	MIN	FG	FGA	PCT	FT	FTA	PCT	OFF	DEF	TOT	A	PF	D	ST	TO	BS	PTS	AVG
1997-98	20	20	337	30	76	.395	7	19	.368	28	64	92	7	61	0	7	15	12	67	3.4
MORRIS, DARIUS		Michigan			#7			HT: 6-4			WT: 190									
		Birthdate: Jan. 3, 1991			Drafted: 2011, 2nd round (41st overall) by L.A. Lakers															
	G	GS	MIN	FG	FGA	PCT	FT	FTA	PCT	OFF	DEF	TOT	A	PF	D	ST	TO	BS	PTS	AVG
2013-14	12	0	193	29	67	.433	15	21	.714	3	10	13	31	21	0	8	19	0	83	6.9
3-PT.FG: 2013-14, 10-24 (.417)																				
MOSLEY, GLENN		Seton Hall			#34			HT: 6-8			WT: 195									
		Birthdate: Dec. 26, 1955			Drafted: 1977, 1st round (20th overall) by 76ers															
	G	GS	MIN	FG	FGA	PCT	FT	FTA	PCT	OFF	DEF	TOT	A	PF	D	ST	TO	BS	PTS	AVG
1977-78	6	0	21	7	13	.385	3	7	.429	0	5	5	2	5	0	0	5	0	13	2.2
MOULTRIE, ARNETT		Mississippi State			#5			HT: 6-10			WT: 245									
		Birthdate: Nov. 18, 1990			Drafted: 2012, 1st round (27th overall) by Miami															
	G	GS	MIN	FG	FGA	PCT	FT	FTA	PCT	OFF	DEF	TOT	A	PF	D	ST	TO	BS	PTS	AVG
2012-13	47	0	542	78	134	.582	18	28	.643	76	69	145	10	43	0	17	19	10	174	3.7
2013-14	12	2	187	16	38	.421	4	5	.800	11	24	35	2	22	0	8	7	4	36	3.0
TOTALS	59	2	729	94	172	.547	22	33	.667	87	93	180	12	65	0	25	26	14	210	3.6
MOSS, PERRY		Northeastern			#9			HT: 6-2			WT: 185									
		Birthdate: Nov. 11, 1958			Drafted: 1982, 3rd round (69th overall) by Boston															
	G	GS	MIN	FG	FGA	PCT	FT	FTA	PCT	OFF	DEF	TOT	A	PF	D	ST	TO	BS	PTS	AVG
1985-86	60	0	852	95	239	.397	54	74	.730	25	65	90	89	106	0	50	61	12	249	4.2
3-PT.FG: 1985-86, 5-25 (.200)																				
PLAYOFFS																				
	G	GS	MIN	FG	FGA	PCT	FT	FTA	PCT	OFF	DEF	TOT	A	PF	D	ST	TO	BS	PTS	AVG
1985-86	7	—	28	2	8	.258	1	11	.000	0	3	3	2	6	0	0	4	1	5	0.7
3-PT.FG: 1985-86, 0-1 (.000)																				
MULLENS, BYRON		Ohio State			#30			HT: 7-0			WT: 275									
		Birthdate: Feb. 14, 1989			Drafted: 2009, 1st round (24th overall) by Dallas															
	G	GS	MIN	FG	FGA	PCT	FT	FTA	PCT	OFF	DEF	TOT	A	PF	D	ST	TO	BS	PTS	AVG
2013-14	18	0	247	47	101	.465	8	14	.571	17	43	60	8	31	0	9	14	8	122	6.8
3-PT.FG: 2013-14, 20-50 (.400)																				
MUSCALA, MIKE		Bucknell			#31			HT: 6-11			WT: 240									
		Birthdate: July 1, 1991			Drafted: 2013, 2nd round (44th overall) by Dallas															
	G	GS	MIN	FG	FGA	PCT	FT	FTA	PCT	OFF	DEF	TOT	A	PF	D	ST	TO	BS	PTS	AVG
2018-19	47	6	1041	109	278	.392	63	77	.818	51	149	200	62	112	0	18	43	27	349	7.4
TOTALS	47	6	1041	109	278	.392	63	77	.818	51	149	200	62	112	0	18	43	27	349	7.4
3-PT.FG: 2018-19, 68-199 (.342)																				
MUTOMBO, DIKEMBE		Georgetown			#55			HT: 7-2			WT: 265									
		Birthdate: June 25, 1966			Drafted: 1991, 1st round (4th overall) by Denver															
	G	GS	MIN	FG	FGA	PCT	FT	FTA	PCT	OFF	DEF	TOT	A	PF	D	ST	TO	BS	PTS	AVG
2000-01	26	26	875	100	202	.495	104	137	.759	119	203	322	22	65	0	9	52	66	304	11.7
2001-02	80	80	2907	321	641	.501	278	364	.764	254	609	863	83	242	2	29	156	190	920	11.5
TOTALS	106	106	3782	421	843	.499	382	501	.762	373	812	1185	105	307	2	38	208	256	1224	11.5
PLAYOFFS																				
	G	GS	MIN	FG	FGA	PCT	FT	FTA	PCT	OFF	DEF	TOT	A	PF	D	ST	TO	BS	PTS	AVG
2000-01	23	23	981	102	208	.490	115	148	.777	113	203	316	17	56	1	15	36	72	319	13.9
2001-02	5	5	173	14	31	.452	16	26	.615	14	39	53	3	16	0	2	11	9	44	8.8
TOTALS	28	28	1154	116	239	.485	131	174	.753	127	242	369	20	72	1	17	47	81	363	12.9
ALL STAR GAME																				
	G	GS	MIN	FG	FGA	PCT	FT	FTA	PCT	OFF	DEF	TOT	A	PF	D	ST	TO	BS	PTS	AVG
2002	1	0	21	3	5	.600	2	2	1.000	6	4	10	0	0	0	0	2	1	8	8.0
MYERS, PETE		Arkansas Little Rock			#8			HT: 6-6			WT: 180									
		Birthdate: Sept 15, 1963			Drafted: 1986, 6th round (120th overall) by Chicago															
	G	GS	MIN	FG	FGA	PCT	FT	FTA	PCT	OFF	DEF	TOT	A	PF	D	ST	TO	BS	PTS	AVG
1988-89	4	0	40	6	12	.500	2	4	.500	3	7	10	2	3	0	3	4	0	14	3.5
NAILON, LEE		TCU			#54			HT: 6-9			WT: 238									
		Birthdate: Nov. 22, 1975			Drafted: 1999(43rd overall) by Charlotte															
	G	GS	MIN	FG	FGA	PCT	FT	FTA	PCT	OFF	DEF	TOT	A	PF	D	ST	TO	BS	PTS	AVG
2005-06	22	0	237	40	80	.500	13	15	.867	23	19	42	7	32	0	8	10	4	93	4.2



ALL-TIME ROSTER

NEAL, JIM

Wofford

Birthdate: May 21, 1930

HT: 6-11

WT: 235

Drafted: 1953, by Syracuse

G	GS	MIN	FG	FGA	PCT	FT	FTA	PCT	OFF	DEF	TOT	A	PF	D	ST	TO	BS	PTS	AVG	
1953-54	67	—	899	117	369	.317	78	132	.591	—	—	257	24	139	0	—	—	—	312	4.7

PLAYOFFS

G	GS	MIN	FG	FGA	PCT	FT	FTA	PCT	OFF	DEF	TOT	A	PF	D	ST	TO	BS	PTS	AVG	
1953-54	11	—	100	13	35	.371	5	13	.385	—	—	27	2	14	0	—	—	—	31	2.8

NETO, RAUL

Brazil

Birthdate: May 21, 1930

#19

HT: 6-1

WT: 180

Drafted: 1953, by Syracuse

G	GS	MIN	FG	FGA	PCT	FT	FTA	PCT	OFF	DEF	TOT	A	PF	D	ST	TO	BS	PTS	AVG	
2019-20	54	3	668	101	222	.455	39	47	.830	11	50	61	95	50	0	24	47	6	275	5.1

3-PT.FG: 2019-20, 34-88 (.386)

PLAYOFFS

G	GS	MIN	FG	FGA	PCT	FT	FTA	PCT	OFF	DEF	TOT	A	PF	D	ST	TO	BS	PTS	AVG	
2019-20	2	0	26	3	9	.333	0	0	—	0	3	3	3	0	—	1	1	0	8	4.0

3-PT.FG: 2019-20, 2-5 (.400)

NEUMANN, PAUL

Stanford

Birthdate: Jan. 30, 1938

#5

HT: 6-1

WT: 175

Drafted: 1959, 4th round (27th overall) by Syracuse

G	GS	MIN	FG	FGA	PCT	FT	FTA	PCT	OFF	DEF	TOT	A	PF	D	ST	TO	BS	PTS	AVG	
1961-62	77	—	1265	172	401	.429	133	172	.773	—	—	194	176	203	3	—	—	—	477	6.2
1962-63	80	—	1581	237	503	.471	181	222	.815	—	—	200	227	221	5	—	—	—	655	8.2
1963-64	74	—	1973	324	732	.443	210	266	.789	—	—	246	291	211	1	—	—	—	858	11.6
1964-65	40	—	1100	213	434	.491	148	184	.804	—	—	102	139	119	1	—	—	—	574	14.4
TOTALS	271	—	5919	946	2070	.457	672	844	.796	—	—	742	833	754	10	—	—	—	2564	9.5

PLAYOFFS

G	GS	MIN	FG	FGA	PCT	FT	FTA	PCT	OFF	DEF	R	A	PF	D	ST	TO	BS	PTS	AVG	
1961-62	5	—	124	12	29	.414	4	6	.667	—	—	17	14	13	0	—	—	—	28	5.6
1962-63	4	—	65	8	18	.444	0	1	0.000	—	—	14	9	11	0	—	—	—	16	4.0
1963-64	5	—	165	27	59	.458	26	31	.839	—	—	13	25	13	0	—	—	—	80	16.0
TOTALS	14	—	354	47	106	.443	30	38	.789	—	—	44	48	37	0	—	—	—	124	8.9

NIANG, GEORGE

Iowa State

Birthdate: June 17, 1993

#20

HT: 6-7

WT: 230

Drafted: 2016, 2nd round (50th overall) by Indiana

G	GS	MIN	FG	FGA	PCT	FT	FTA	PCT	OFF	DEF	TOT	A	PF	D	ST	TO	BS	PTS	AVG	
2021-22	76	7	1736	246	563	.437	52	59	.881	25	178	203	102	190	3	30	59	13	700	9.2
2022-23	78	1	1512	222	502	.442	39	45	.867	19	166	185	77	145	0	30	54	14	637	8.2
TOTALS	154	8	3248	468	1065	.439	91	104	.875	44	344	388	179	335	0	60	113	27	1337	8.7

3-PT.FG: 2022-23, 154-384 (.401); TOTALS, 310-771 (.402)

PLAYOFFS

G	GS	MIN	FG	FGA	PCT	FT	FTA	PCT	OFF	DEF	TOT	A	PF	D	ST	TO	BS	PTS	AVG	
2021-22	12	0	198	20	48	.417	2	2	1.000	4	14	18	11	30	2	3	7	0	58	4.8
2022-23	11	0	157	18	36	.500	0	0	—	0	4	4	2	16	0	0	5	2	48	4.4
TOTALS	23	0	355	38	84	.452	2	2	1.000	4	18	22	13	46	0	3	12	2	106	4.6

3-PT.FG: 2022-23, 12-26 (.462); TOTALS, 28-69 (.406)

NIMPHIUS, KURT

Arizona State

Birthdate: Mar. 13, 1958

#40

HT: 6-11

WT: 225

Drafted: 1980, 3rd round (47th overall) by Denver

G	GS	MIN	FG	FGA	PCT	FT	FTA	PCT	OFF	DEF	TOT	A	PF	D	ST	TO	BS	PTS	AVG	
1989-90	38	1	314	38	91	.418	14	30	.467	22	39	61	6	45	0	4	12	18	90	2.4

3-PT.FG: 1989-90, 0-1 (.000)

PLAYOFFS

G	GS	MIN	FG	FGA	PCT	FT	FTA	PCT	OFF	DEF	TOT	A	PF	D	ST	TO	BS	PTS	AVG	
1989-90	4	—	18	1	7	.143	0	0	—	3	1	4	0	1	0	1	0	1	2	0.5

NOCIONI, ANDRES

Argentina

Birthdate: Nov., 30, 1979

#5

HT: 6-7

WT: 225

Drafted: Undrafted

G	GS	MIN	FG	FGA	PCT	FT	FTA	PCT	OFF	DEF	TOT	A	PF	D	ST	TO	BS	PTS	AVG	
2010-11	54	17	931	118	277	.426	49	61	.803	19	150	169	45	100	1	14	47	15	327	6.1
2011-12	11	1	56	5	20	.250	6	11	.545	1	13	14	1	4	0	1	5	1	17	1.5
TOTALS	65	18	987	123	297	.414	55	72	.764	20	163	183	46	104	1	15	52	16	344	5.3

3-PT.FG: 2010-11, 42-118 (.356); 2011-12, 1-6 (.167); TOTALS, 43-124 (.347)

PLAYOFFS

G	GS	MIN	FG	FGA	PCT	FT	FTA	PCT	OFF	DEF	TOT	A	PF	D	ST	TO	BS	PTS	AVG	
2010-11	1	0	10	0	3	.000	0	0	—	0	2	2	0	1	0	0	1	0	0	0.0

3-PT.FG: 2010-11, 0-2 (.000)



ALL-TIME ROSTER

NOEL, NERLENS			Kentucky			#4			HT: 6-11			WT: 228									
			Birthdate: Apr. 10, 1994						Drafted: 2013, 1st round (6th overall) by New Orleans												
	G	GS	MIN	FG	FGA	PCT	FT	FTA	PCT	OFF	DEF	TOT	A	PF	D	ST	TO	BS	PTS	AVG	
2013-14										INACTIVE - LEFT KNEE INJURY											
2014-15	75	71	2311	302	653	.462	140	230	.609	185	426	611	128	208	2	133	146	142	744	9.9	
2015-16	67	62	1965	306	587	.521	134	227	.590	154	388	542	122	192	1	118	158	100	747	11.1	
2016-17	29	7	564	107	175	.611	43	63	.683	46	98	144	30	71	1	43	29	26	257	8.9	
TOTALS	171	140	4840	715	1415	.505	317	520	.610	385	912	1297	280	471	4	294	333	268	1748	10.2	
3-PT. FG: 2015-16, 1-2 (.500)																					

NORMAN, CONIEL			Arizona			#22			HT: 6-3			WT: 176								
			Birthdate: Sept. 24, 1953						Drafted: 1974, 3rd round (37th overall) by 76ers											
	G	GS	MIN	FG	FGA	PCT	FT	FTA	PCT	OFF	DEF	TOT	A	PF	D	ST	TO	BS	PTS	AVG
1974-75	12	0	72	23	44	.523	2	3	.667	3	9	12	4	9	0	3	—	1	48	4.0
1975-76	65	1	818	183	422	.434	20	24	.833	51	50	101	66	87	1	28	—	7	386	5.9
TOTALS	77	1	890	206	466	.442	22	27	.815	54	59	113	70	96	1	31	—	8	434	5.6

PLAYOFFS

	G	GS	MIN	FG	FGA	PCT	FT	FTA	PCT	OFF	DEF	TOT	A	PF	D	ST	TO	BS	PTS	AVG
1975-76	1	—	1	1	1	1.000	0	0	---	0	1	1	0	0	0	0	—	0	2	2.0

NOVAK, MIKE			Loyola (Chicago)			#2			HT: 6-9			WT: 220								
			Birthdate: Aug. 15, 1978						Drafted: N/A											
	G	GS	MIN	FG	FGA	PCT	FT	FTA	PCT	OFF	DEF	TOT	A	PF	D	ST	TO	BS	PTS	AVG
1953-54	5	—	24	0	7	.000	1	2	.500	—	—	2	2	9	0	—	—	—	1	0.2

NUNNALLY, JAMES			UC Santa Barbara			#12			HT: 6-7			WT: 205								
			Birthdate: July 14, 1990						Drafted: N/A											
	G	GS	MIN	FG	FGA	PCT	FT	FTA	PCT	OFF	DEF	TOT	A	PF	D	ST	TO	BS	PTS	AVG
2013-14	9	0	111	9	28	.321	3	5	.600	0	11	11	6	9	0	5	3	1	26	2.9
3-PT. FG: 2013-14, 5-15 (.333)																				

OGDEN, BUD			Santa Clara			#28			HT: 6-6			WT: 215								
			Birthdate: Dec. 29, 1946						Drafted: 1969, 1st round (13th overall) by 76ers											
	G	GS	MIN	FG	FGA	PCT	FT	FTA	PCT	OFF	DEF	TOT	A	PF	D	ST	TO	BS	PTS	AVG
1969-70	47	—	357	82	172	.477	27	39	.692	—	—	86	31	62	2	—	—	—	191	4.1
1970-71	27	—	133	24	66	.364	18	26	.692	—	—	20	17	21	0	—	—	—	66	2.4
TOTALS	74	—	490	106	238	.445	45	65	.692	—	—	106	48	83	2	—	—	—	257	3.5

PLAYOFFS

	G	GS	MIN	FG	FGA	PCT	FT	FTA	PCT	OFF	DEF	TOT	A	PF	D	ST	TO	BS	PTS	AVG
1969-70	1	—	12	5	9	.556	2	4	.500	—	—	1	6	0	0	—	—	—	12	12.0

OLIVER, BRIAN			Georgia Tech			#31			HT: 6-4			WT: 210								
			Birthdate: June 1, 1968						Drafted: 1990, 2nd round (32nd overall) by 76ers											
	G	GS	MIN	FG	FGA	PCT	FT	FTA	PCT	OFF	DEF	TOT	A	PF	D	ST	TO	BS	PTS	AVG
1990-91	73	4	800	111	272	.408	52	71	.732	18	62	80	88	76	0	34	50	4	279	3.8
1991-92	34	0	279	33	100	.330	15	22	.682	10	20	30	20	33	0	10	24	2	81	2.4
TOTALS	107	4	1079	144	372	.387	67	93	.720	28	82	110	108	109	0	44	74	6	360	3.4
3-PT. FG: 1990-91, 5-18 (.278); 1991-92, 0-4 (.000); TOTALS, 5-22 (.227)																				

PLAYOFFS

	G	GS	MIN	FG	FGA	PCT	FT	FTA	PCT	OFF	DEF	TOT	A	PF	D	ST	TO	BS	PTS	AVG
1990-91	4	—	15	2	6	.333	2	2	1.000	0	0	0	1	4	0	1	0	0	6	1.5

OKAFOR, JAHLIL			Duke			#8			HT: 6-11			WT: 275								
			Birthdate: Dec. 15, 1995						Drafted: 2015, 1st round (3rd overall) by 76ers											
	G	GS	MIN	FG	FGA	PCT	FT	FTA	PCT	OFF	DEF	TOT	A	PF	D	ST	TO	BS	PTS	AVG
2015-16	53	48	1591	397	781	.508	133	194	.686	122	251	373	65	140	1	22	124	61	928	17.5
2016-17	50	33	1134	242	471	.514	106	158	.671	81	159	240	58	122	1	20	91	49	590	11.8
2017-18	2	0	25	4	9	.444	2	4	.500	4	5	9	1	7	0	0	3	2	10	5
TOTALS	105	81	2750	643	1261	.510	241	356	.677	207	415	622	124	269	2	42	218	112	1528	14.6
3-PT. FG: 2015-16, 1-6 (.167); 2016-17, 0-0 (.000); 2017-18, 0-0 (.000); TOTALS, 1-6 (.167)																				

OLLIE, KEVIN			Connecticut			#5, 12			HT: 6-2			WT: 195								
			Birthdate: Dec. 27, 1972						Drafted: Undrafted											
	G	GS	MIN	FG	FGA	PCT	FT	FTA	PCT	OFF	DEF	TOT	A	PF	D	ST	TO	BS	PTS	AVG
1999-00	40	0	290	22	49	.449	28	37	.757	4	27	31	46	27	0	10	10	0	72	1.8
2000-01	51	4	764	71	165	.430	51	70	.729	13	59	72	121	70	0	25	40	1	194	3.8
2004-05	26	0	158	11	31	.355	6	9	.667	3	16	19	19	16	0	5	6	0	28	1.1
2005-06	70	23	1069	75	174	.431	41	49	.837	13	85	98	101	103	1	33	29	3	192	2.7
2006-07	53	23	919	81	187	.433	37	45	.822	8	66	74	130	76	0	21	47	1	199	3.8
2007-08	40	0	300	29	69	.420	12	15	.800	4	15	19	38	28	0	10	5	0	70	1.8
TOTALS	280	50	3500	289	675	.428	175	225	.778	45	268	313	455	320	1	104	137	5	755	2.7



ALL-TIME ROSTER

3-PT. FG: 2000-01, 1-3 (.333); 2005-06, 1-3 (.333); 2006-07, 0-2 (.000); 2007-08, 0-1 (.000); TOTALS, 2-9 (.222)

PLAYOFFS

	G	GS	MIN	FG	FGA	PCT	FT	FTA	PCT	OFF	DEF	TOT	A	PF	D	ST	TO	BS	PTS	AVG
1999-00	10	—	65	6	12	.500	8	9	.889	0	5	5	12	5	0	2	3	0	20	2.0
2000-01	23	—	123	10	27	.370	13	14	.929	2	7	9	23	12	0	0	8	0	33	1.4
2004-05	0	0	0	0	0	—	0	0	—	0	0	0	0	0	0	0	0	0	0	0.0
2007-08	3	0	19	1	4	.250	2	2	1.000	0	1	1	3	1	0	2	0	0	3	1.3
TOTALS	33	0	188	16	39	.870	21	23	.913	2	12	14	35	17	0	2	11	0	53	1.6

O'QUINN, KYLE

Norfolk State

#9

HT: 6-9

WT: 250

Birthdate: March 26, 1990

Drafted: 2012, 2nd round (49th overall) by Orlando

	G	GS	MIN	FG	FGA	PCT	FT	FTA	PCT	OFF	DEF	TOT	A	PF	D	ST	TO	BS	PTS	AVG
2019-20	29	2	313	42	85	.494	11	20	.550	34	82	116	51	37	0	7	20	24	102	3.5

3-PT FG: 2019-20, 7-27 (.259)

PLAYOFFS

	G	GS	MIN	FG	FGA	PCT	FT	FTA	PCT	OFF	DEF	TOT	A	PF	D	ST	TO	BS	PTS	AVG
2019-20	1	0	6	0	0	--	0	0	--	0	1	1	1	3	0	0	2	0	0	0.0

ORTON, DANIEL

Kentucky

#33

HT: 6-10

WT: 255

Birthdate: Aug. 6, 1990

Drafted: 2010, 1st round (29th overall) by Orlando

	G	GS	MIN	FG	FGA	PCT	FT	FTA	PCT	OFF	DEF	TOT	A	PF	D	ST	TO	BS	PTS	AVG
2013-14	22	4	251	21	47	.447	23	30	.767	16	45	61	15	38	0	6	18	16	65	3.0

OSBORNE, CHUCK

Western Kentucky

#8

HT: 6-6

WT: 210

Birthdate: Jan. 21, 1939

Drafted: N/A

	G	GS	MIN	FG	FGA	PCT	FT	FTA	PCT	OFF	DEF	TOT	A	PF	D	ST	TO	BS	PTS	AVG
1961-62	4	—	21	1	8	.125	3	4	.750	—	—	9	1	3	0	—	—	—	5	1.3

OSTERKON, WALLY

Illinois

#8

HT: 6-5

WT: 215

Birthdate: July 6, 1928

Drafted: N/A

	G	GS	MIN	FG	FGA	PCT	FT	FTA	PCT	OFF	DEF	TOT	A	PF	D	ST	TO	BS	PTS	AVG
1951-52	66	—	1721	145	413	.351	199	335	.594	—	—	444	117	226	8	—	—	—	489	7.4
1952-53	49	—	1016	85	262	.324	106	168	.631	—	—	217	61	129	2	—	—	—	276	5.6
1953-54	70	—	2164	203	586	.346	209	361	.579	—	—	487	151	209	1	—	—	—	615	8.8
1954-55	19	—	286	20	97	.206	16	32	.500	—	—	70	17	32	0	—	—	—	56	2.9
TOTALS	204	—	5187	453	1358	.334	530	896	.592	—	—	1218	346	596	11	—	—	—	1436	7.0

PLAYOFFS

	G	GS	MIN	FG	FGA	PCT	FT	FTA	PCT	OFF	DEF	TOT	A	PF	D	ST	TO	BS	PTS	AVG
1951-52	7	—	249	23	67	.343	28	47	.596	—	—	57	20	32	1	—	—	—	74	10.6
1952-53	2	—	42	4	9	.444	1	3	.333	—	—	4	2	11	1	—	—	—	9	4.5
1953-54	13	—	542	45	122	.369	50	90	.556	—	—	125	37	40	1	—	—	—	140	10.8
1954-55	11	—	75	11	34	.324	13	17	.765	—	—	21	11	14	0	—	—	—	35	3.2
TOTALS	33	—	908	83	232	.358	92	157	.586	—	—	207	70	97	3	—	—	—	258	7.8

OVERTON, DOUG

La Salle

#11

HT: 6-3

WT: 190

Birthdate: Aug. 3, 1969

Drafted: 1991, 2nd round (40th overall) by Detroit

	G	GS	MIN	FG	FGA	PCT	FT	FTA	PCT	OFF	DEF	TOT	A	PF	D	ST	TO	BS	PTS	AVG
1996-97	61	4	634	81	190	.426	45	48	.938	18	50	68	101	44	0	142	39	0	217	3.6
1997-98	23	2	277	24	63	.381	14	16	.875	2	12	14	37	34	0	8	23	1	62	2.7
1998-99	10	0	37	5	15	.333	0	0	.000	0	2	2	2	4	0	1	2	0	10	1.0
TOTALS	94	6	948	110	268	.410	59	64	.922	20	64	84	142	80	0	151	64	1	289	3.1

3-PT. FG: 1996-97, 10-40 (.250); 1997-98, 0-3 (.000); 1998-99, 0-1 (.000); TOTALS, 10-44 (.228)

OWENS, BILLY

Syracuse

#30

HT: 6-9

WT: 225

Birthdate: May 1, 1969

Drafted: 1991, 1st round (3rd overall) by Sacramento

	G	GS	MIN	FG	FGA	PCT	FT	FTA	PCT	OFF	DEF	TOT	A	PF	D	ST	TO	BS	PTS	AVG
1999-00	46	7	919	112	258	.434	38	64	.594	63	129	192	59	119	1	26	61	16	271	5.9

3-PT. FG: 1999-00, 9-27 (.333)

PALAZZI, TOGO

Holy Cross

#1

HT: 6-4

WT: 205

Birthdate: Aug. 8, 1932

Drafted: N/A

	G	GS	MIN	FG	FGA	PCT	FT	FTA	PCT	OFF	DEF	TOT	A	PF	D	ST	TO	BS	PTS	AVG
1956-57*	63	—	1013	210	571	.368	136	175	.777	—	—	262	49	117	0	—	—	—	556	8.8
1957-58	67	—	1001	228	579	.394	123	171	.719	—	—	243	42	125	5	—	—	—	579	8.6
1958-59	71	—	1053	240	612	.392	115	158	.728	—	—	266	67	174	0	—	—	—	595	8.4
1959-60	7	—	70	13	41	.317	4	8	.500	—	—	14	3	7	1	—	—	—	30	4.3
TOTALS	208	—	3137	691	1803	.383	378	512	.738	—	—	785	161	423	6	—	—	—	1760	8.5

PLAYOFFS

	G	GS	MIN	FG	FGA	PCT	FT	FTA	PCT	OFF	DEF	TOT	A	PF	D	ST	TO	BS	PTS	AVG
1956-57	5	—	87	19	49	.388	7	9	.778	—	—	18	5	11	0	—	—	—	45	9.0
1957-58	3	—	25	3	14	.214	3	6	.500	—	—	4	0	4	0	—	—	—	9	3.0
1958-59	8	—	67	13	44	.295	10	14	.714	—	—	21	6	10	0	—	—	—	36	4.5



ALL-TIME ROSTER

TOTALS 16 — 179 35 107 .327 20 29 .690 — — 43 11 25 0 — — — 90 5.6

PARGO, JEREMY

Gonzaga
Birthdate: Mar. 17, 1986

#0

HT: 6-2

WT: 219

Drafted: Undrafted

	G	GS	MIN	FG	FGA	PCT	FT	FTA	PCT	OFF	DEF	TOT	A	PF	D	ST	TO	BS	PTS	AVG
2012-13	14	0	208	24	63	.381	14	21	.667	1	16	17	28	14	0	1	13	0	69	4.9

3-PT. FG: 2012-13, 7-17 (.412)

PARKER, ANTHONY

Bradley
Birthdate: June 19, 1975

#12

HT: 6-6

WT: 215

Drafted: 1997, 1st round (21st overall) by New Jersey

	G	GS	MIN	FG	FGA	PCT	FT	FTA	PCT	OFF	DEF	TOT	A	PF	D	ST	TO	BS	PTS	AVG
1997-98	37	0	196	25	63	.397	13	20	.650	8	18	26	19	17	0	11	11	3	72	1.9
1998-99	2	0	3	1	11	0.000	0	0	---	0	0	0	0	0	0	0	0	0	2	1.0
TOTALS	39	0	199	26	64	.406	13	20	.650	8	18	26	19	17	0	11	11	3	74	1.9

3-PT. FG 1997-98, 9-28 (.321); 1998-99, 0-0 (---); TOTALS, 9-28 (.321)

PATTON, JUSTIN

Creighton
Birthdate: June 14, 1997

#0

HT: 7-0

WT: 241

Drafted: 2017, 1st round (16th overall) by Chicago

	G	GS	MIN	FG	FGA	PCT	FT	FTA	PCT	OFF	DEF	TOT	A	PF	D	ST	TO	BS	PTS	AVG
2018-18	3	0	21	2	7	.286	1	2	.500	2	4	6	3	5	0	2	0	0	5	1.7
TOTALS	3	0	21	2	7	.286	1	2	.500	2	4	6	3	5	0	2	0	0	5	1.7

3-PT. FG: 2018-19, 0-2 (.000)

PAYNE, KENNY

Louisville
Birthdate: Nov. 25, 1966

#21

HT: 6-8

WT: 220

Drafted: 1989, 1st round (19th overall) by 76ers

	G	GS	MIN	FG	FGA	PCT	FT	FTA	PCT	OFF	DEF	TOT	A	PF	D	ST	TO	BS	PTS	AVG
1989-90	35	4	216	47	108	.435	16	18	.889	11	15	26	10	37	0	7	20	6	114	3.3
1990-91	47	6	444	68	189	.360	26	29	.897	17	49	66	16	43	0	10	21	6	166	3.5
1991-92	49	3	353	65	145	.448	9	13	.692	13	41	54	17	34	0	16	19	8	144	2.9
1992-93	13	0	154	38	90	.422	4	4	1.000	4	20	24	18	15	0	5	7	2	84	6.5
TOTALS	144	13	1167	218	532	.410	55	64	.859	45	125	170	61	129	0	38	67	22	508	3.5

3-PT. FG 1989-90, 4-10 (.400); 1990-91, 4-18 (.222); 1991-92, 5-12 (.417); 1992-93, 4-18 (.222); TOTALS, 17-58 (.293)

PLAYOFFS

	G	GS	MIN	FG	FGA	PCT	FT	FTA	PCT	OFF	DEF	TOT	A	PF	D	ST	TO	BS	PTS	AVG
1989-90	3	—	10	2	5	.400	2	2	1.000	1	1	2	0	3	0	0	1	0	6	2.0

PELLE, NORVEL

Birthdate: Feb. 3, 1993

#14

HT: 6-10

WT: 231

Drafted: Undrafted

	G	GS	MIN	FG	FGA	PCT	FT	FTA	PCT	OFF	DEF	TOT	A	PF	D	ST	TO	BS	PTS	AVG
2019-20	24	0	232	25	48	.521	7	14	.500	20	52	72	8	55	1	3	18	31	57	2.4

3-PT FG: 2019-20, 0-1 (.000)

PLAYOFFS

	G	GS	MIN	FG	FGA	PCT	FT	FTA	PCT	OFF	DEF	TOT	A	PF	D	ST	TO	BS	PTS	AVG
2019-20	1	0	7	0	0	---	0	0	---	0	0	0	0	0	0	1	0	1	0	0.0

PERRY, TIM

Temple
Birthdate: June 4, 1965

#23

HT: 6-9

WT: 220

Drafted: 1988, 1st round (7th overall) by Phoenix

	G	GS	MIN	FG	FGA	PCT	FT	FTA	PCT	OFF	DEF	TOT	A	PF	D	ST	TO	BS	PTS	AVG
1992-93	81	51	2104	287	613	.468	147	207	.710	154	255	409	126	159	0	40	123	91	731	9.0
1993-94	80	68	2336	272	625	.435	102	176	.580	117	287	404	94	154	1	60	80	82	719	9.0
1994-95	42	1	446	27	78	.346	22	40	.550	38	51	89	12	51	0	10	21	15	76	1.8
1995-96	8	0	87	8	18	.444	2	3	.667	6	7	13	2	5	0	2	3	3	19	2.4
TOTALS	211	120	4973	594	1334	.445	273	426	.641	315	600	915	234	369	1	112	227	191	1545	7.3

3-PT. FG: 1992-93, 10-49 (.526); 1993-94, 73-200 (.365); 1994-95, 0-14 (.000); 1995-96, 1-1 (1.000); TOTALS, 84-264 (.318)

PETERSON, EDWARD

Cornell
Birthdate: June 27, 1924

#1

HT: 6-9

WT: 230

Drafted: 1948, by New York

	G	GS	MIN	FG	FGA	PCT	FT	FTA	PCT	OFF	DEF	TOT	A	PF	D	ST	TO	BS	PTS	AVG
1949-50	62	—	—	167	390	.428	111	185	.600	—	—	—	33	198	—	—	—	—	445	7.2
1950-51*	53	—	—	130	384	.339	99	150	.660	—	—	288	66	188	9	—	—	—	359	6.8
TOTALS	115	—	0	297	774	.384	210	335	.627	—	—	288	99	386	9	—	—	—	804	7.0

PLAYOFFS

	G	GS	MIN	FG	FGA	PCT	FT	FTA	PCT	OFF	DEF	TOT	A	PF	D	ST	TO	BS	PTS	AVG
1949-59	11	—	—	18	43	.419	8	14	.571	—	—	—	1	33	—	—	—	—	44	4.0

PINCKNEY, ED

Villanova
Birthdate: Mar. 27, 1963

#54

HT: 6-9

WT: 240

Drafted: 1985, 1st round (10th overall) by Phoenix

	G	GS	MIN	FG	FGA	PCT	FT	FTA	PCT	OFF	DEF	TOT	A	PF	D	ST	TO	BS	PTS	AVG
1995-96	27	23	679	54	102	.529	42	55	.764	74	102	176	22	55	1	33	23	11	150	5.6

POIRIER, VINCENT

France
Birthdate: Oct. 17, 1993

#17

HT: 7-1

WT: 260

Drafted: Undrafted

	G	GS	MIN	FG	FGA	PCT	FT	FTA	PCT	OFF	DEF	TOT	A	PF	D	ST	TO	BS	PTS	AVG
--	---	----	-----	----	-----	-----	----	-----	-----	-----	-----	-----	---	----	---	----	----	----	-----	-----



ALL-TIME ROSTER

2020-21	10	0	39	3	12	.250	2	6	.333	6	8	14	2	8	0	0	4	3	8	0.8
TOTALS	10	0	39	3	12	.250	2	6	.333	6	8	14	2	8	0	0	4	3	8	0.8

3-PT.FG: 2020-21, 0-1 (.000)

PRESSEY, PHIL
Missouri
 Birthdate: Feb. 17, 1992 #26 HT: 5-11 WT: 175
 Drafted: Undrafted

	G	GS	MIN	FG	FGA	PCT	FT	FTA	PCT	OFF	DEF	TOT	A	PF	D	ST	TO	BS	PTS	AVG
2015-16	14	0	170	21	55	.382	4	13	.308	0	23	23	46	14	0	11	19	1	55	3.9

3-Pt.FG: 4-13 (.308)

PRICE, MIKE
Illinois
 Birthdate: Sept. 11, 1948 #36 HT: 6-31/2 WT: 200
 Drafted: 1970, 1st round (17th overall) by New York

	G	GS	MIN	FG	FGA	PCT	FT	FTA	PCT	OFF	DEF	TOT	A	PF	D	ST	TO	BS	PTS	AVG
1972-73	57	5	751	125	301	.415	38	47	.809	—	—	117	71	106	0	—	—	—	288	5.1

PRITCHARD, KEVIN
Kansas
 Birthdate: July 17, 1967 #11 HT: 6-3 WT: 180
 Drafted: 1990, 2nd round (34th overall) by Golden St.

	G	GS	MIN	FG	FGA	PCT	FT	FTA	PCT	OFF	DEF	TOT	A	PF	D	ST	TO	BS	PTS	AVG
1994-95	5	0	36	0	3	.000	1	4	.250	0	1	1	11	3	0	0	5	0	1	0.2

3-PT.FG: 1994-95, 0-3 (.000)

POWELL, MYLES
Seton Hall
 Birthdate: July 14, 1990 #5 HT: 6-2 WT: 195
 Drafted: N/A

	G	GS	MIN	FG	FGA	PCT	FT	FTA	PCT	OFF	DEF	TOT	A	PF	D	ST	TO	BS	PTS	AVG
2021-22	11	0	52	5	17	.294	2	21	.000	1	5	6	3	8	0	1	3	0	13	1.2

3-PT.FG: 2021-22, 1-6 (.167)

POYTHRESS, ALEX
Kentucky
 Birthdate: Sept. 6, 1993 #5 HT: 6-7 WT: 238
 Drafted: Undrafted

	G	GS	MIN	FG	FGA	PCT	FT	FTA	PCT	OFF	DEF	TOT	A	PF	D	ST	TO	BS	PTS	AVG
2016-17	6	1	157	25	54	.463	8	10	.800	11	18	29	5	14	0	3	3	2	64	10.7

3-PT.FG: 2016-17, 6-19 (.316)

PULLEN, JACOB
Kansas State
 Birthdate: Nov. 10, 1989 #00 HT: 6-1 WT: 200
 Drafted: Undrafted

	G	GS	MIN	FG	FGA	PCT	FT	FTA	PCT	OFF	DEF	TOT	A	PF	D	ST	TO	BS	PTS	AVG
2017-18	3	0	6	1	2	.500	0	0	.000	0	0	0	0	0	0	0	1	0	2	0.7

3-PT.FG: 2017-18, 0-1 (.000)

RACKLEY, LUTHER
Xavier (Ohio)
 Birthdate: June 11, 1946 #42 HT: 6-10 WT: 220
 Drafted: 1969, 3rd round (37th overall) by Cincinnati

	G	GS	MIN	FG	FGA	PCT	FT	FTA	PCT	OFF	DEF	TOT	A	PF	D	ST	TO	BS	PTS	AVG
1973-74	9	0	68	5	13	.385	8	11	.727	5	17	22	0	11	0	3	—	4	18	2.0

RAMSEY, CAL
New York U.
 Birthdate: July 13, 1937 # HT: 6-4 WT: 200
 Drafted: N/A

	G	GS	MIN	FG	FGA	PCT	FT	FTA	PCT	OFF	DEF	TOT	A	PF	D	ST	TO	BS	PTS	AVG
1960-61	2	—	27	2	11	.182	2	4	.500	—	—	7	3	7	0	—	—	—	6	3.0

RANDLE, CHASSON
Stanford
 Birthdate: Feb. 5, 1993 #5 HT: 6-2 WT: 185
 Drafted: Undrafted

	G	GS	MIN	FG	FGA	PCT	FT	FTA	PCT	OFF	DEF	TOT	A	PF	D	ST	TO	BS	PTS	AVG
2016-17	8	0	74	12	26	.462	12	12	1.000	0	5	5	6	11	0	3	3	1	42	5.3

3-PT.FG: 2016-17, 6-15 (.400)

RANDOLPH, SHAVLIK
Duke
 Birthdate: Nov. 24, 1983 #42 HT: 6-10 WT: 240
 Drafted: Undrafted

	G	GS	MIN	FG	FGA	PCT	FT	FTA	PCT	OFF	DEF	TOT	A	PF	D	ST	TO	BS	PTS	AVG
2005-06	57	1	487	44	97	.454	43	71	.606	55	78	133	19	83	0	19	21	12	131	2.3
2006-07	13	6	179	23	48	.479	12	22	.545	19	35	54	4	23	0	7	9	10	58	4.5
2007-08	9	0	27	4	14	.286	0	—	—	9	2	11	3	5	0	1	2	3	8	0.9
TOTALS	79	7	693	71	159	.447	55	93	.591	83	115	198	26	111	0	27	32	25	197	2.5

PLAYOFFS

	G	GS	MIN	FG	FGA	PCT	FT	FTA	PCT	OFF	DEF	TOT	A	PF	D	ST	TO	BS	PTS	AVG
2007-08	2	0	4	0	1	.000	3	4	.750	0	0	0	0	0	0	0	0	0	3	1.5

RATKOVICZ, GEORGE
None
 Birthdate: Nov. 13, 1922 # HT: 6-7 WT: 225
 Drafted: N/A

	G	GS	MIN	FG	FGA	PCT	FT	FTA	PCT	OFF	DEF	TOT	A	PF	D	ST	TO	BS	PTS	AVG
1949-50	62	—	—	162	439	.369	211	348	.606	—	—	—	124	201	—	—	—	—	535	8.6
1950-51	66	—	—	264	636	.415	321	439	.731	—	—	547	193	256	11	—	—	—	849	12.9
1951-52	66	—	1356	165	473	.349	163	242	.674	—	—	328	90	235	8	—	—	—	493	7.5
TOTALS	194	—	1356	591	1548	.382	695	1029	.675	—	—	875	407	692	19	—	—	—	1877	9.7



ALL-TIME ROSTER

PLAYOFFS

	G	GS	MIN	FG	FGA	PCT	FT	FTA	PCT	OFF	DEF	TOT	A	PF	D	ST	TO	BS	PTS	AVG
1949-50	11	—	—	47	121	.388	50	73	.685	—	—	—	21	45	—	—	—	—	144	13.1
1950-51	7	—	—	28	59	.475	41	55	.745	—	—	63	14	33	0	—	—	—	97	13.9
1951-52	6	—	59	5	15	.333	8	20	.400	—	—	22	3	16	0	—	—	—	18	3.0
TOTALS	24	—	59	80	195	.410	99	148	.669	—	—	85	38	94	0	—	—	—	259	10.8

RATLIFF, THEO

Wyoming

Birthdate: Apr. 17, 1973

#42/50

Drafted: 1995, 1st round (18th overall) by Detroit

HT: 6-10

WT: 225

	G	GS	MIN	FG	FGA	PCT	FT	FTA	PCT	OFF	DEF	TOT	A	PF	D	ST	TO	BS	PTS	AVG
1997-98	58	55	1861	249	486	.512	154	218	.706	175	251	426	42	209	6	38	82	203	652	11.2
1998-99	50	50	1627	197	419	.470	166	229	.725	139	268	407	30	180	8	45	92	149	560	11.2
1999-00	57	56	1795	247	491	.503	182	236	.771	140	295	435	36	185	4	32	108	171	676	11.9
2000-01	50	50	1800	228	457	.499	165	217	.760	125	288	413	58	165	3	30	126	187	621	12.4
2008-09	46	0	579	34	64	.531	21	35	.600	46	82	128	9	77	0	17	14	47	89	1.9
TOTALS	261	211	7662	955	1917	.498	688	935	.736	625	1184	1809	175	816	21	162	422	757	2598	10.0

PLAYOFFS

	G	GS	MIN	FG	FGA	PCT	FT	FTA	PCT	OFF	DEF	TOT	A	PF	D	ST	TO	BS	PTS	AVG
1998-99	7	7	204	20	43	.465	11	19	.579	23	28	51	6	19	0	5	7	18	51	7.3
1999-00	10	10	374	48	101	.475	34	47	.723	28	51	79	9	35	1	10	17	30	130	13.0
2008-09	6	0	94	9	11	.818	2	4	.500	6	17	23	0	24	0	1	4	4	20	3.3
TOTALS	23	17	672	77	155	.497	47	70	.671	57	96	152	15	78	1	16	28	52	201	8.7

ALL-STAR GAME

	G	GS	MIN	FG	FGA	PCT	FT	FTA	PCT	OFF	DEF	TOT	A	PF	D	ST	TO	BS	PTS	AVG
2001	SELECTED BUT DID NOT PLAY DUE TO INJURY																			

RAUTINS, LEO

Syracuse

Birthdate: Mar. 20, 1960

#11

Drafted: 1983, 1st round (17th overall) by 76ers

HT: 6-8

WT: 215

	G	GS	MIN	FG	FGA	PCT	FT	FTA	PCT	OFF	DEF	TOT	A	PF	D	ST	TO	BS	PTS	AVG
1983-84	28	3	196	21	58	.362	6	10	.600	9	24	33	29	33	0	9	19	2	48	1.7

PLAYOFFS

	G	GS	MIN	FG	FGA	PCT	FT	FTA	PCT	OFF	DEF	TOT	A	PF	D	ST	TO	BS	PTS	AVG
1983-84	3	0	5	1	3	.333	0	0	---	2	0	2	1	2	0	1	0	0	3	1.0

RAY, JIM

Toledo

Birthdate: Jan. 12, 1934

#11

Drafted: N/A

HT: 6-1

WT: 180

	G	GS	MIN	FG	FGA	PCT	FT	FTA	PCT	OFF	DEF	TOT	A	PF	D	ST	TO	BS	PTS	AVG
1956-57	4	—	43	2	11	.182	3	5	.600	—	—	5	3	4	0	—	—	—	7	1.8
1959-60	4	—	21	1	6	.167	0	0	---	—	—	0	2	3	0	—	—	—	2	0.5
TOTALS	8	—	64	3	17	.176	3	5	.600	—	—	5	5	7	0	—	—	—	9	1.1

RAYMOND, CRAIG

Brigham Young

Birthdate: Apr. 5, 1945

#20

Drafted: 1967, 1st round (12th overall) by 76ers

HT: 6-11

WT: 240

	G	GS	MIN	FG	FGA	PCT	FT	FTA	PCT	OFF	DEF	TOT	A	PF	D	ST	TO	BS	PTS	AVG
1968-69	27	0	177	22	64	.344	11	17	.647	—	—	68	8	46	2	—	—	—	55	2.0

REDMOND, MARLON

San Francisco

Birthdate: Apr. 15, 1955

#4

Drafted: 1977, 3rd round (60th overall) by Golden St.

HT: 6-6

WT: 200

	G	GS	MIN	FG	FGA	PCT	FT	FTA	PCT	OFF	DEF	TOT	A	PF	D	ST	TO	BS	PTS	AVG
1978-79	4	0	23	1	12	.083	0	0	---	0	1	1	1	3	0	0	1	0	2	0.5

REDICK, JJ

Duke

Birthdate: June 24, 1984

#17

Drafted: 2006, 1st round (11th overall) by Orlando

HT: 6-4

WT: 190

	G	GS	MIN	FG	FGA	PCT	FT	FTA	PCT	OFF	DEF	TOT	A	PF	D	ST	TO	BS	PTS	AVG
2017-18	70	70	2116	404	879	.460	197	218	.904	9	169	178	210	123	0	35	103	6	1198	17.1
2018-19	76	63	2379	452	1027	.440	228	255	.894	20	166	186	206	129	1	32	101	17	1372	18.1
TOTALS	146	133	4495	856	1906	.449	425	473	.899	29	335	364	416	252	1	67	204	23	2570	17.6
3-PT FG: 2017-18, 193-460 (.420); 2018-19, 240-605 (.397); TOTALS, 433-1065 (.407)																				

PLAYOFFS

	G	GS	MIN	FG	FGA	PCT	FT	FTA	PCT	OFF	DEF	TOT	A	PF	D	ST	TO	BS	PTS	AVG
2017-18	10	10	342	60	135	.444	36	42	.857	3	12	15	26	21	0	8	11	1	182	18.2
2018-19	12	12	376	54	124	.435	17	20	.850	1	16	17	19	32	0	1	22	3	161	13.4
TOTALS	22	22	718	114	259	.440	53	62	.855	4	28	32	45	53	0	9	33	4	343	15.6
3-PT FG: 2017-18, 26-75 (.347); 2018-19, 36-87 (.414)																				

REED, PAUL

DePaul

Birthdate: June 14, 1999

#44

Drafted: 2020, 2nd round (58th overall) by Philadelphia

HT: 6-8

WT: 220

	G	GS	MIN	FG	FGA	PCT	FT	FTA	PCT	OFF	DEF	TOT	A	PF	D	ST	TO	BS	PTS	AVG
2020-21	26	0	187	42	78	.538	4	8	.500	30	31	61	12	29	0	10	12	13	88	3.4
2021-22	38	2	303	54	96	.563	6	14	.429	44	48	92	16	57	0	33	10	14	116	3.1
2022-23	69	2	755	124	209	.593	38	51	.745	112	150	262	27	123	0	46	45	51	287	4.2



ALL-TIME ROSTER

TOTALS 133 4 1234 220 383 .574 48 73 .658 186 229 415 55 209 0 89 67 78 491 3.7
 3-PT. FG: 2022-23, 1-6 (.167); TOTALS, 3-20 (.150)

PLAYOFFS

	G	GS	MIN	FG	FGA	PCT	FT	FTA	PCT	OFF	DEF	TOT	A	PF	D	ST	TO	BS	PTS	AVG
2020-21	3	0	11	2	4	.500	0	0	---	3	5	8	0	1	0	0	1	4	1.3	
2021-22	12	0	140	19	36	.528	4	7	.571	22	24	46	10	29	0	9	6	44	3.7	
2022-23	11	2	157	22	38	.579	7	7	1.000	27	33	60	7	15	0	6	6	4	51	4.6
TOTALS	26	2	308	43	78	.551	11	14	.786	52	62	114	17	45	0	15	15	11	99	3.8

3-PT. FG: 2022-23, 0-0 (-); TOTALS, 2-3 (.667)

REID, JIM

Winston Salem #12 HT: 6-6 WT: 210
Birthdate: Aug. 3, 1945 **Drafted: 1967, 5th round (53rd overall) by 76ers**

	G	GS	MIN	FG	FGA	PCT	FT	FTA	PCT	OFF	DEF	TOT	A	PF	D	ST	TO	BS	PTS	AVG
1967-68	6	—	52	10	20	.500	1	5	.200	—	—	11	3	6	0	—	—	—	21	3.5

REID, ROBERT

St. Mary's (TX) #50 HT: 6-8 WT: 210
Birthdate: Aug. 30, 1955 **Drafted: 1977, 2nd round (40th overall) by Houston**

	G	GS	MIN	FG	FGA	PCT	FT	FTA	PCT	OFF	DEF	TOT	A	PF	D	ST	TO	BS	PTS	AVG
1990-91	3	0	37	2	14	.143	0	0	---	2	7	9	4	3	0	1	3	3	4	1.3

PLAYOFFS

	G	GS	MIN	FG	FGA	PCT	FT	FTA	PCT	OFF	DEF	TOT	A	PF	D	ST	TO	BS	PTS	AVG
1990-91	7	—	41	5	10	.500	0	0	---	1	8	9	2	8	0	1	2	0	10	1.4

3-PT. FG: 1990-91, 0-1 (.000)

RENTZIAS, EFTHIMIOS

F.C. Barcelona #14 HT: 6-11 WT: 250
Birthdate: Jan. 11, 1976 **Drafted: 1996, 1st round (23rd overall) by Denver**

	G	GS	MIN	FG	FGA	PCT	FT	FTA	PCT	OFF	DEF	TOT	A	PF	D	ST	TO	BS	PTS	AVG
2002-03	35	0	143	20	59	.339	8	9	.889	10	16	26	7	21	0	6	4	2	52	1.5

3-PT. FG: 2002-03, 4-8 (.500)

PLAYOFFS

	G	GS	MIN	FG	FGA	PCT	FT	FTA	PCT	OFF	DEF	TOT	A	PF	D	ST	TO	BS	PTS	AVG
2002-03	ON PLAYOFF ROSTER BUT DID NOT PLAY.																			

RICHARDSON, CLINT

Seattle #4 HT: 6-3 WT: 195
Birthdate: Aug. 6, 1956 **Drafted: 1979, 2nd round (36th overall) by 76ers**

	G	GS	MIN	FG	FGA	PCT	FT	FTA	PCT	OFF	DEF	TOT	A	PF	D	ST	TO	BS	PTS	AVG
1979-80	52	34	988	159	348	.457	28	45	.622	55	68	123	107	97	0	24	64	15	347	6.7
1980-81	77	1	1313	227	464	.489	84	108	.778	83	93	176	152	102	0	36	110	10	538	7.0
1981-82	77	0	1040	140	310	.452	69	88	.784	55	63	118	109	109	0	36	79	9	351	4.6
1982-83	77	1	1755	259	559	.463	71	111	.640	98	149	247	168	164	0	71	99	18	589	7.6
1983-84	69	12	1571	221	473	.467	79	103	.767	62	103	165	155	145	0	49	100	23	521	7.6
1984-85	74	20	1531	183	404	.453	76	89	.854	60	95	155	157	143	0	37	78	15	443	6.0
TOTALS	426	68	8198	1189	2558	.465	407	544	.748	413	571	988	848	760	0	253	530	90	2789	6.5

3-PT. FG: 1979-80, 1-3 (.333); 1980-81, 0-1 (.000); 1981-82, 2-2 (1.000); 1982-83, 0-6 (.000); 1983-84, 0-4 (.000); 1984-85, 1-3 (.333); TOTALS, 4-19 (.211)

PLAYOFFS

	G	GS	MIN	FG	FGA	PCT	FT	FTA	PCT	OFF	DEF	TOT	A	PF	D	ST	TO	BS	PTS	AVG
1979-80	3	—	3	1	3	.333	0	0	---	0	0	0	0	0	0	1	1	0	2	0.7
1980-81	13	—	181	20	38	.526	9	17	.529	9	12	21	12	15	0	6	8	3	49	3.8
1981-82	21	—	415	47	104	.452	17	30	.567	29	40	69	40	48	0	13	21	5	111	5.3
1982-83	13	—	319	37	83	.446	14	17	.824	14	25	39	23	37	0	15	14	3	88	6.8
1983-84	5	—	115	13	23	.565	11	12	.917	4	12	16	10	17	0	3	4	1	37	7.4
1984-85	13	—	281	53	94	.564	9	10	900	14	24	38	27	23	0	10	17	2	115	8.8
TOTALS	68	—	1314	171	345	.496	60	86	.698	70	113	183	112	140	0	48	65	14	402	5.9

3-PT. FG: 1979-80, 0-2 (.000)

RICHARDSON, JASON

Michigan State #23 HT: 6-6 WT: 220
Birthdate: Jan. 20, 1981 **Drafted: 2001, 1st round (5th overall) by Golden State**

	G	GS	MIN	FG	FGA	PCT	FT	FTA	PCT	OFF	DEF	TOT	A	PF	D	ST	TO	BS	PTS	AVG
2012-13	33	33	936	135	336	.402	20	33	.606	19	108	127	51	57	0	40	26	15	347	10.5
2013-14	INACTIVE - COACH'S DECISION																			
2014-15	19	15	416	62	178	.348	17	22	.773	13	53	66	38	28	0	13	16	3	172	9.1
TOTALS	33	33	936	135	336	.402	20	33	.606	19	108	127	51	57	0	40	26	15	347	10.5

3-PT FG: 2012-13, 57-167 (.341); 2014-15, 31-96 (.348); TOTALS, 88-263 (.335)

RICHARDSON, JOSH

Tennessee #0 HT: 6-5 WT: 200
Birthdate: Sept. 15, 1993 **Drafted: 2015, 2nd round (40th overall) by Miami**

	G	GS	MIN	FG	FGA	PCT	FT	FTA	PCT	OFF	DEF	TOT	A	PF	D	ST	TO	BS	PTS	AVG
2019-20	55	53	1693	278	646	.430	114	141	.809	41	133	174	162	136	0	52	104	36	755	13.7

3-PT FG: 2019-20, 85-249 (.341)



ALL-TIME ROSTER

PLAYOFFS

	G	GS	MIN	FG	FGA	PCT	FT	FTA	PCT	OFF	DEF	TOT	A	PF	D	ST	TO	BS	PTS	AVG
2019-20	4	4	144	20	56	.357	17	18	.944	4	11	15	13	12		2	8	2	67	16.8
3-PT FG: 2019-20, 10-28 (.357)																				

ROBERTS, JOE

Ohio State

Birthdate: May 18, 1936

Drafted: N/A

HT: 6-6

WT: 215

	G	GS	MIN	FG	FGA	PCT	FT	FTA	PCT	OFF	DEF	TOT	A	PF	D	ST	TO	BS	PTS	AVG
1960-61	68	—	800	130	351	.370	62	104	.596	—	—	243	43	125	0	—	—	—	322	4.7
1961-62	80	—	1642	243	619	.393	129	194	.665	—	—	538	50	230	4	—	—	—	615	7.7
1962-63	33	—	466	73	196	.372	35	51	.686	—	—	155	16	66	1	—	—	—	181	5.5
TOTALS	181	—	2908	446	1166	.383	226	349	.648	—	—	936	109	421	5	—	—	—	1118	6.2

PLAYOFFS

	G	GS	MIN	FG	FGA	PCT	FT	FTA	PCT	OFF	DEF	TOT	A	PF	D	ST	TO	BS	PTS	AVG
1960-61	5	—	20	3	10	.300	0	0	---	—	—	4	0	3	0	—	—	—	6	1.2
1961-62	4	—	64	8	22	.364	10	14	.714	—	—	28	0	9	0	—	—	—	26	6.5
TOTALS	9	0	84	11	32	.344	10	14	.714	—	—	32	0	12	0	—	—	—	32	3.6

ROBERTS, STANLEY

LSU

Birthdate: Feb. 7, 1970

#53

HT: 7-0

WT: 290

Drafted: 1991, 1st round (23rd overall) by Orlando

	G	GS	MIN	FG	FGA	PCT	FT	FTA	PCT	OFF	DEF	TOT	A	PF	D	ST	TO	BS	PTS	AVG
1999-00	5	1	51	5	16	.313	0	3	.000	6	9	15	3	15	0	1	2	1	10	2.0

ROBINSON, CLIFF

USC

Birthdate: Mar. 13, 1960

#4

HT: 6-9

WT: 240

Drafted: 1979, 1st round (11th overall) by New Jersey

	G	GS	MIN	FG	FGA	PCT	FT	FTA	PCT	OFF	DEF	TOT	A	PF	D	ST	TO	BS	PTS	AVG
1986-87	55	30	1586	338	729	.464	139	184	.755	86	221	307	89	150	1	86	123	30	815	14.8
1987-88	62	51	2110	483	1041	.464	210	293	.717	116	289	405	131	192	4	79	161	39	1178	19.0
1988-89	14	13	416	90	187	.481	32	44	.727	19	56	75	32	37	0	17	34	2	212	15.1
TOTALS	131	94	4112	911	1957	.466	381	521	.731	221	566	782	252	379	5	182	318	71	2205	16.8
3-PT FG: 1986-87, 0-4 (.000); 1987-88, 2-9 (.222); 1988-89, 0-1 (.000); TOTALS, 2-14 (.143)																				

PLAYOFFS

	G	GS	MIN	FG	FGA	PCT	FT	FTA	PCT	OFF	DEF	TOT	A	PF	D	ST	TO	BS	PTS	AVG
1986-87	5	—	138	30	61	.492	13	15	.867	10	33	43	6	15	0	3	8	7	73	14.6

ROBINSON, GLENN

Purdue

Birthdate: Jan. 10, 1973

#31

HT: 6-7

WT: 240

Drafted: 1994, 1st round (1st overall) by Milwaukee

	G	GS	MIN	FG	FGA	PCT	FT	FTA	PCT	OFF	DEF	TOT	A	PF	D	ST	TO	BS	PTS	AVG
2003-04	42	42	1336	275	614	.448	114	137	.832	46	143	189	57	96	1	42	106	9	698	16.6
3-PT FG: 2003-04, 34-100 (.340)																				

ROBINSON III, GLENN

Michigan

Birthdate: Jan. 8, 1994

#1

HT: 6-7

WT: 222

Drafted: 2014, 2nd round (40th overall) by Minnesota

	G	GS	MIN	FG	FGA	PCT	FT	FTA	PCT	OFF	DEF	TOT	A	PF	D	ST	TO	BS	PTS	AVG
2014-15	10	1	153	18	43	.419	4	8	.500	11	14	25	8	10	0	3	8	1	44	4.4
2019-20	14	4	270	44	85	.518	11	12	.917	15	29	44	11	18	0	9	5	2	108	7.7
TOTALS	14	4	270	44	85	.518	11	12	.917	15	29	44	11	18	0	9	5	2	108	7.7
3-PT FG: 2019-20, 9-27 (.333); TOTALS, 9-27 (.333)																				

ROBINSON, THOMAS

Kansas

Birthdate: Mar. 17, 1991

#41

HT: 6-10

WT: 237

Drafted: 2012, 1st round (5th overall) by Sacramento

	G	GS	MIN	FG	FGA	PCT	FT	FTA	PCT	OFF	DEF	TOT	A	PF	D	ST	TO	BS	PTS	AVG
2014-15	22	0	407	79	169	.467	35	58	.603	62	108	170	24	50	0	16	26	9	193	8.8
3-PT FG: 2014-15, 0-2 (.000)																				

ROCHA, RED

Hawaii; Oregon State

Birthdate: Sept. 18, 1923

#16

HT: 6-9

WT: 195

Drafted: N/A

	G	GS	MIN	FG	FGA	PCT	FT	FTA	PCT	OFF	DEF	TOT	A	PF	D	ST	TO	BS	PTS	AVG
1951-52	66	—	2543	300	749	.401	254	330	.770	—	—	549	128	249	4	—	—	—	854	12.9
1952-53	69	—	2454	268	690	.388	234	310	.755	—	—	510	137	257	5	—	—	—	770	11.2
1954-55	72	—	2473	295	801	.368	222	284	.782	—	—	489	178	242	5	—	—	—	812	11.3
1955-56	72	—	1883	250	692	.361	220	281	.783	—	—	416	131	244	6	—	—	—	720	10.0
TOTALS	279	—	9353	1113	2932	.380	930	1205	.772	—	—	1964	574	992	20	—	—	—	3156	11.3

PLAYOFFS

	G	GS	MIN	FG	FGA	PCT	FT	FTA	PCT	OFF	DEF	TOT	A	PF	D	ST	TO	BS	PTS	AVG
1951-52	7	—	276	41	95	.432	37	51	.725	—	—	48	10	36	3	—	—	—	119	17.0
1952-53	2	—	107	10	26	.385	11	14	.786	—	—	17	7	11	1	—	—	—	31	15.5
1954-55	11	—	371	46	110	.418	44	58	.759	—	—	74	14	45	1	—	—	—	136	12.4
1955-56	8	—	189	23	68	.338	22	26	.846	—	—	52	15	37	3	—	—	—	68	8.5
TOTALS	28	—	943	120	299	.401	114	149	.765	—	—	191	46	129	8	—	—	—	354	12.6



ALL-TIME ROSTER

ALL-STAR GAME

	G	GS	MIN	FG	FGA	PCT	FT	FTA	PCT	OFF	DEF	TOT	A	PF	D	ST	TO	BS	PTS	AVG
1952	1	0	28	5	11	.455	2	21.000				5	2						12	12.0

RODRIGUEZ, SERGIO **Spain** **#14** **HT: 6-3** **WT: 176**
Birthdate: June 12, 1986 **Drafted: 2006, 1st round (27th overall) by Phoenix**

	G	GS	MIN	FG	FGA	PCT	FT	FTA	PCT	OFF	DEF	TOT	A	PF	D	ST	TO	BS	PTS	AVG
2016-17	68	30	1518	210	536	.392	18	27	.667	21	136	157	344	95	0	49	128	4	530	7.8
3-PT. FG: 2016-17, 92-252 (.365)																				

ROGERS, RODNEY **Wake Forest** **#54** **HT: 6-7** **WT: 280**
Birthdate: June 20, 1971 **Drafted: 1993, 1st round (9th overall) by Denver**

	G	GS	MIN	FG	FGA	PCT	FT	FTA	PCT	OFF	DEF	TOT	A	PF	D	ST	TO	BS	PTS	AVG
2004-05	28	7	485	63	161	.391	20	28	.714	33	71	104	26	69	0	22	20	8	169	6.0
3-PT. FG: 2004-05, 23-76 (.303)																				

PLAYOFFS

	G	GS	MIN	FG	FGA	PCT	FT	FTA	PCT	OFF	DEF	TOT	A	PF	D	ST	TO	BS	PTS	AVG
2004-05	4	0	49	6	13	.462	5	7	.714	0	4	4	1	4	0	0	1	2	20	5.0
3-PT. FG: 2004-05, 3-8 (.375)																				

ROWINSKI, JIM **Purdue** **#11** **HT: 6-8** **WT: 255**
Birthdate: Jan. 4, 1961 **Drafted: 1984, 4th round (86th overall) by Utah**

	G	GS	MIN	FG	FGA	PCT	FT	FTA	PCT	OFF	DEF	TOT	A	PF	D	ST	TO	BS	PTS	AVG
1988-89	3	0	7	1	2	.500	1	2	.500	1	2	3	0	0	0	0	0	0	3	1.0

RUFFIN, MICHAEL **Tulsa** **#51** **HT: 6-9** **WT: 246**
Birthdate: Jan. 21, 1977 **Drafted: 1999, 2nd round (32nd overall) by Chicago**

	G	GS	MIN	FG	FGA	PCT	FT	FTA	PCT	OFF	DEF	TOT	A	PF	D	ST	TO	BS	PTS	AVG
2001-02	15	0	169	7	26	.269	2	8	.250	23	28	51	5	23	0	5	11	8	16	1.1

RUFFIN, TREVOR **Hawaii** **#8** **HT: 6-1** **WT: 200**
Birthdate: Sept. 26, 1970 **Drafted: Undrafted (1994)**

	G	GS	MIN	FG	FGA	PCT	FT	FTA	PCT	OFF	DEF	TOT	A	PF	D	ST	TO	BS	PTS	AVG
1995-96	61	23	1551	263	648	.406	148	182	.813	21	111	132	269	132	0	43	149	2	778	12.8
3-PT. FG: 1995-96, 104-284 (.366)																				

RULAND, JEFF **Iona** **#43** **HT: 6-11** **WT: 275**
Birthdate: Dec. 16, 1958 **Drafted: 1980, 2nd round (25th overall) by Golden St.**

	G	GS	MIN	FG	FGA	PCT	FT	FTA	PCT	OFF	DEF	TOT	A	PF	D	ST	TO	BS	PTS	AVG
1986-87	5	2	116	19	28	.679	9	12	.750	12	16	28	10	13	0	0	10	4	47	9.4
1991-92	13	5	209	20	38	.526	11	16	.688	16	31	47	5	45	0	7	20	4	51	3.9
TOTALS	18	7	325	39	66	.591	20	28	.714	28	47	75	15	58	0	7	30	8	98	5.4

RULE, BOB **Colorado State** **#45** **HT: 6-9** **WT: 235**
Birthdate: June 29, 1944 **Drafted: 1967, 2nd round (19th overall) by Seattle**

	G	GS	MIN	FG	FGA	PCT	FT	FTA	PCT	OFF	DEF	TOT	A	PF	D	ST	TO	BS	PTS	AVG
1971-72	60	53	1987	416	934	.445	203	292	.695	—	—	479	110	162	4	—	—	—	1035	17.3
1972-73	3	0	12	0	1	0.000	0	0	---	—	—	2	1	2	0	—	—	—	0	0.0
TOTALS	63	53	1999	416	935	.445	203	292	.695	—	—	481	111	164	4	—	—	—	1035	16.4

RUSH, KAREEM **Missouri** **#14** **HT: 6-6** **WT: 215**
Birthdate: October 30, 1980 **Drafted: 2002, 1st round (20th overall) by Toronto**

	G	GS	MIN	FG	FGA	PCT	FT	FTA	PCT	OFF	DEF	TOT	A	PF	D	ST	TO	BS	PTS	AVG
2008-09	25	1	199	20	58	.345	4	41.000		0	15	15	15	10	0	5	10	1	54	2.2
3-PT. FG: 2008-09, 10-33 (.303)																				

SALMONS, JOHN **Miami** **#7** **HT: 6-7** **WT: 210**
Birthdate: Dec. 12, 1979 **Drafted: 2002, 1st round (26th overall) by San Antonio**

	G	GS	MIN	FG	FGA	PCT	FT	FTA	PCT	OFF	DEF	TOT	A	PF	D	ST	TO	BS	PTS	AVG
2002-03	64	1	505	48	116	.414	26	35	.743	16	43	59	47	53	1	17	29	6	132	2.1
2003-04	77	24	1603	161	416	.387	71	92	.772	38	158	196	134	122	0	62	77	16	443	5.8
2004-05	58	8	993	85	210	.405	35	48	.729	12	109	121	114	92	1	40	51	13	236	4.1
2005-06	82	24	2059	219	521	.420	155	200	.775	48	172	220	223	178	0	73	125	13	619	7.5
TOTALS	281	57	5160	513	1263	.406	287	375	.765	114	482	596	518	445	2	192	282	48	1430	5.1
3-PT. FG: 2002-03, 0-1 (.000); 2003-04, 50-147 (.340); 2004-05, 31-91 (.341); 2005-06, 26-87 (.299); TOTALS, 117-356 (.329)																				

PLAYOFFS

	G	GS	MIN	FG	FGA	PCT	FT	FTA	PCT	OFF	DEF	TOT	A	PF	D	ST	TO	BS	PTS	AVG
2002-03	6	0	16	0	1	0.000	0	2	0.000	0	3	3	0	0	0	0	2	0	0	0.0
2004-05	2	0	4	0	0	---	0	0	---	0	0	0	1	0	0	0	0	0	0	0.0
TOTALS	8	0	20	0	1	0.000	0	2	0.000	0	3	3	1	0	0	0	2	0	0	0.0
3-PT. FG: 2002-03, 0-1 (.000); 2004-05, 0-0 (---); TOTALS, 0-1 (.000)																				

ALL-TIME ROSTER

SAMPSON, JaKARRSt. John's
Birthdate: Mar. 20, 1993#9
Drafted: Undrafted

HT: 6-9

WT: 214

	G	GS	MIN	FG	FGA	PCT	FT	FTA	PCT	OFF	DEF	TOT	A	PF	D	ST	TO	BS	PTS	AVG
2014-15	74	32	1131	146	346	.422	63	94	.670	35	128	163	77	135	0	38	76	26	386	5.2
2015-16	47	18	691	86	202	.426	62	97	.639	30	99	129	30	91	1	11	51	16	240	5.1
TOTALS	121	50	1822	232	548	.423	125	191	.654	65	227	292	107	226	1	49	127	42	626	5.2

3-PT FG: 2014-15, 31-127 (.244); 2015-16, 6-34 (.176); TOTALS, 37-161 (.230)

SANCHEZ, JUAN (PEPE)Temple
Birthdate: Nov. 17, 1975#4
Drafted: Undrafted

HT: 6-4

WT: 195

	G	GS	MIN	FG	FGA	PCT	FT	FTA	PCT	OFF	DEF	TOT	A	PF	D	ST	TO	BS	PTS	AVG
2000-01	29	0	150	9	28	.321	2	21.000		3	12	15	4	21	0	11	6	1	20	0.7

ŠARIĆ, DARIOCROATIA
Birthdate: April 8, 1994#9
Drafted: 2014, 1st round (12th overall) by Orlando

HT: 6-10

WT: 245

	G	GS	MIN	FG	FGA	PCT	FT	FTA	PCT	OFF	DEF	TOT	A	PF	D	ST	TO	BS	PTS	AVG
2016-17	81	36	2129	381	927	.411	172	220	.782	112	401	513	182	162	1	57	183	30	1040	12.8
2017-18	78	73	2310	403	890	.453	178	207	.860	154	366	520	202	160	0	51	148	20	1141	14.6
2018-19	13	13	369	48	132	.364	27	30	.900	21	65	86	26	39	0	4	25	3	144	11.1
TOTALS	172	122	4835	832	1949	.427	377	457	.825	287	832	1119	410	361	1	112	356	53	2325	13.5

3-PT FG: 2016-17, 106-341 (.311); 2017-18, 157-399 (.393); 2018-19, 21-70 (.300); TOTALS, 284-810 (.351)

PLAYOFFS

	G	GS	MIN	FG	FGA	PCT	FT	FTA	PCT	OFF	DEF	TOT	A	PF	D	ST	TO	BS	PTS	AVG
2017-18	10	10	329	59	140	.421	34	40	.850	32	41	73	35	28	0	10	15	4	172	17.2

3-PT FG: 2017-18, 20-52 (.385)

SATTERFIELD, KENNYCincinnati
Birthdate: April 10, 1981#12
Drafted: 2001, 1st round (25th overall) by Dallas

HT: 6-2

WT: 170

	G	GS	MIN	FG	FGA	PCT	FT	FTA	PCT	OFF	DEF	TOT	A	PF	D	ST	TO	BS	PTS	AVG
2002-03	17	0	82	4	18	.222	1	2	.500	4	4	8	15	6	0	2	7	0	9	0.5

SAVAGE, DONLeMoynne
Birthdate: April 9, 1928

Drafted: N/A

HT: 6-3

WT: 205

	G	GS	MIN	FG	FGA	PCT	FT	FTA	PCT	OFF	DEF	TOT	A	PF	D	ST	TO	BS	PTS	AVG
1951-52	12	—	118	9	43	.209	18	28	.643	—	—	24	12	22	0	—	—	—	36	3.0
1956-57	5	—	55	6	19	.316	6	7	.857	—	—	7	2	7	0	—	—	—	18	3.6
TOTALS	17	—	173	15	62	.242	24	35	.686	—	—	31	14	29	0	—	—	—	54	3.2

SCHAFFER, BOBVillanova
Birth Date: 1933

Drafted: N/A

HT: 6-3

WT: 195

	G	GS	MIN	FG	FGA	PCT	FT	FTA	PCT	OFF	DEF	TOT	A	PF	D	ST	TO	BS	PTS	AVG
1955-56*	54	—	578	81	270	.300	62	81	.765	—	—	71	53	75	0	—	—	—	224	4.1
1956-57	11	—	167	19	66	.288	11	13	.846	—	—	11	15	16	1	—	—	—	49	4.5
TOTALS	65	—	745	100	336	.298	73	94	.777	—	—	82	68	91	1	—	—	—	273	4.2

PLAYOFFS

	G	GS	MIN	FG	FGA	PCT	FT	FTA	PCT	OFF	DEF	TOT	A	PF	D	ST	TO	BS	PTS	AVG
1955-56	4	—	39	3	20	.150	5	6	.833	—	—	9	1	8	1	—	—	—	11	2.8

SCHAYES, DOLPHNew York University
Birthdate: May 19, 1928#4
Drafted: Undrafted by NBA teams

HT: 6-8

WT: 220

	G	GS	MIN	FG	FGA	PCT	FT	FTA	PCT	OFF	DEF	TOT	A	PF	D	ST	TO	BS	PTS	AVG
1948-49(n)63	—	—	271	—	—	—	267	370	.722	—	—	—	—	232	—	—	—	—	809	12.8
1949-50	64	—	—	348	903	.385	376	486	.774	—	—	—	259	225	—	—	—	—	1072	16.8
1950-51	66	—	—	332	930	.357	457	608	.752	—	—	1080	251	271	9	—	—	—	1121	17.0
1951-52	63	—	2004	263	740	.355	342	424	.807	—	—	773	182	213	5	—	—	—	868	13.8
1952-53	71	—	2668	375	1002	.374	512	619	.827	—	—	920	227	271	9	—	—	—	1262	17.8
1953-54	72	—	2655	370	973	.380	488	590	.827	—	—	870	214	232	4	—	—	—	1228	17.1
1954-55	72	—	2526	422	1103	.383	489	587	.833	—	—	887	213	247	6	—	—	—	1333	18.5
1955-56	72	—	2517	465	1202	.387	542	632	.858	—	—	891	200	251	9	—	—	—	1472	20.4
1956-57	72	—	2851	496	1308	.379	625	691	.904	—	—	1008	229	219	5	—	—	—	1617	22.5
1957-58	72	—	2918	581	1458	.398	629	696	.904	—	—	1022	224	244	6	—	—	—	1791	24.9
1958-59	72	—	2645	504	1304	.387	526	609	.864	—	—	962	178	280	6	—	—	—	1534	21.3
1959-60	75	—	2741	578	1440	.401	533	597	.893	—	—	959	256	263	10	—	—	—	1689	22.5
1960-61	79	—	3007	594	1595	.372	680	783	.868	—	—	960	296	296	9	—	—	—	1868	23.6
1961-62	56	—	1480	268	751	.357	286	319	.897	—	—	439	120	167	4	—	—	—	822	14.7
1962-63	66	—	1438	223	575	.388	181	206	.879	—	—	375	175	177	2	—	—	—	627	9.5
1963-64	24	—	350	44	143	.308	46	57	.807	—	—	110	48	76	3	—	—	—	134	5.6
TOTALS	1059	—	29800	6134	15427	.385	6979	8274	.843	—	—	11256	3072	3664	90	—	—	—	19247	18.2

PLAYOFFS

	G	GS	MIN	FG	FGA	PCT	FT	FTA	PCT	OFF	DEF	TOT	A	PF	D	ST	TO	BS	PTS	AVG
1948-49(n) 6	—	—	27	—	—	—	32	42	.762	—	—	—	—	26	—	—	—	—	86	14.3
1949-50	11	—	57	148	.385	—	74	101	.733	—	—	—	—	28	43	—	—	—	188	17.1



ALL-TIME ROSTER

1950-51	7	—	—	47	105	.448	49	64	.766	—	—	102	20	28	2	—	—	—	143	20.4
1951-52	7	—	248	41	91	.451	60	78	.769	—	—	90	15	34	2	—	—	—	142	20.3
1952-53	2	—	58	4	16	.250	10	13	.769	—	—	17	1	7	0	—	—	—	18	9.0
1953-54	13	—	374	64	140	.457	80	108	.741	—	—	136	24	40	1	—	—	—	208	16.0
1954-55	11	—	363	60	167	.359	89	106	.840	—	—	141	40	48	3	—	—	—	209	19.0
1955-56	8	—	310	52	142	.366	73	83	.880	—	—	111	27	27	0	—	—	—	177	22.1
1956-57	5	—	215	29	95	.305	49	55	.891	—	—	90	14	18	0	—	—	—	107	21.4
1957-58	3	—	131	25	64	.391	30	36	.833	—	—	45	6	10	0	—	—	—	80	26.7
1958-59	9	—	351	78	195	.400	98	107	.916	—	—	117	41	36	0	—	—	—	254	28.2
1959-60	3	—	126	30	66	.455	28	30	.933	—	—	48	8	10	0	—	—	—	88	29.3
1960-61	8	—	308	51	152	.336	63	70	.900	—	—	91	21	32	2	—	—	—	165	20.6
1961-62	5	—	95	24	66	.364	9	13	.692	—	—	35	5	21	0	—	—	—	57	11.4
1962-63	5	—	108	20	44	.455	11	12	.917	—	—	28	7	17	0	—	—	—	51	10.2
TOTALS	103	—	2687	609	1491	—	755	918	.822	—	—	1051	257	397	10	—	—	—	1973	19.2

ALL-STAR GAME

	G	GS	MIN	FG	FGA	PCT	FT	FTA	PCT	OFF	DEF	TOT	A	PF	D	ST	TO	BS	PTS	AVG
1951	1	1	—	7	10	.700	1	2	.500	—	—	14	3	—	—	—	—	—	15	—
1952	SELECTED BUT DID NOT PLAY DUE TO INJURY																			
1953	1	26	2	7	.286	4	4	1.000	—	13	3	—	—	—	—	—	—	8	—	1953
1954	1	1	24	1	3	.333	4	6	.667	—	—	12	1	—	—	—	—	—	6	—
1955	1	1	19	6	12	.500	3	3	1.000	—	—	13	1	—	—	—	—	—	15	—
1956	1	1	25	4	8	.500	6	10	.600	—	—	4	2	—	—	—	—	—	14	—
1957	1	0	25	4	6	.667	1	11	1.000	—	—	10	1	—	—	—	—	—	9	—
1958	1	1	39	6	15	.400	6	6	1.000	—	—	9	2	—	—	—	—	—	18	—
1959	1	0	22	3	11	.273	7	8	.875	—	—	13	1	—	—	—	—	—	13	—
1960	1	1	27	8	19	.421	3	3	1.000	—	—	10	0	—	—	—	—	—	19	—
1961	1	1	27	7	15	.467	7	7	1.000	—	—	6	3	—	—	—	—	—	21	—
1962	1	1	4	0	0	---	0	0	---	—	—	1	0	—	—	—	—	—	0	—
TOTALS	11	9	238	48	106	.453	42	50	.840	—	—	105	17	—	—	—	—	—	138	12.5

SCHLUETER, DALE

Colorado State

#54

HT: 6-10

WT: 225

Birthdate: Nov. 12, 1945

Drafted: 1967, 6th round (63rd overall) by San Francisco

	G	GS	MIN	FG	FGA	PCT	FT	FTA	PCT	OFF	DEF	TOT	A	PF	D	ST	TO	BS	PTS	AVG
1972-73	78	10	1136	166	317	.524	86	123	.699	—	—	354	103	166	0	—	—	—	418	5.4

SCHOENE, RUSS

Tennessee-Chattanooga

#3

HT: 6-10

WT: 210

Birthdate: Apr. 16, 1960

Drafted: 1982, 2nd round (45th overall) by 76ers

	G	GS	MIN	FG	FGA	PCT	FT	FTA	PCT	OFF	DEF	TOT	A	PF	D	ST	TO	BS	PTS	AVG
1982-83	46	2	702	106	207	.512	21	28	.750	52	102	154	32	118	2	13	46	9	233	5.1

3-PT-FG: 1982-83, 0-1 (.000)

SCHOLZ, DAVE

Illinois

#25

HT: 6-8

WT: 220

Birthdate: Apr. 12, 1948

Drafted: 1969, 4th round (56th overall) by 76ers

	G	GS	MIN	FG	FGA	PCT	FT	FTA	PCT	OFF	DEF	TOT	A	PF	D	ST	TO	BS	PTS	AVG
1969-70	1	—	1	1	11.000	0	0	---	—	—	—	0	0	0	0	—	—	—	2	2.0

SCOLARI, FREDDIE

San Francisco

#30

HT: 5-11

WT: 180

Birthdate: March 1, 1922

Drafted: N/A

	G	GS	MIN	FG	FGA	PCT	FT	FTA	PCT	OFF	DEF	TOT	A	PF	D	ST	TO	BS	PTS	AVG
1950-51*	66	—	—	302	923	.327	279	331	.843	—	—	218	255	183	1	—	—	—	883	13.4

PLAYOFFS

	G	GS	MIN	FG	FGA	PCT	FT	FTA	PCT	OFF	DEF	TOT	A	PF	D	ST	TO	BS	PTS	AVG
1950-51	7	—	—	33	93	.355	22	27	.815	—	—	41	16	23	1	—	—	—	88	12.6

SCOTT, MIKE

Virginia

#30

HT: 6-8

WT: 237

Birthdate: July 16, 1988

Drafted: 2012, 2nd round (43rd overall) by Atlanta

	G	GS	MIN	FG	FGA	PCT	FT	FTA	PCT	OFF	DEF	TOT	A	PF	D	ST	TO	BS	PTS	AVG
2018-19	27	3	647	76	190	.400	10	15	.667	19	83	102	22	68	1	9	17	5	211	7.8
2019-20	68	11	1207	149	350	.426	30	37	.811	65	183	248	56	96	0	21	26	5	408	6.0
2020-21	51	12	852	76	211	.360	8	12	.667	11	109	120	40	72	0	24	19	14	213	4.2
TOTALS	146	26	2706	301	751	.401	48	64	.750	95	375	470	118	236	1	54	62	24	832	5.7

3-PT FG: 2019-20, 80-217 (.369); 2020-21, 53-155 (.342); TOTALS, 182-491 (.371)

PLAYOFFS

	G	GS	MIN	FG	FGA	PCT	FT	FTA	PCT	OFF	DEF	TOT	A	PF	D	ST	TO	BS	PTS	AVG
2018-19	10	0	193	21	47	.447	2	2	1.000	4	30	34	5	22	0	3	7	0	56	5.6
2019-20	4	0	20	1	5	.200	4	4	1.000	2	6	8	1	2	0	0	0	0	6	1.5
2020-21	5	0	34	2	9	.222	0	0	---	1	2	3	3	3	0	1	0	1	6	1.2
TOTALS	19	0	247	24	61	.393	6	6	1.000	7	38	45	9	27	0	4	7	1	68	3.6

3-PT FG: 2019-20, 0-2 (.000); 2020-21, 2-7 (.286); TOTALS, 7-11 (.636)

SELVY, FRANK

Furman

#30

HT: 6-3

WT: 180

Birthdate: Nov. 9, 1932

Drafted: N/A

	G	GS	MIN	FG	FGA	PCT	FT	FTA	PCT	OFF	DEF	TOT	A	PF	D	ST	TO	BS	PTS	AVG
--	---	----	-----	----	-----	-----	----	-----	-----	-----	-----	-----	---	----	---	----	----	----	-----	-----



ALL-TIME ROSTER

1959-60* 62 -- 1308 205 521 .393 153 208 .736 -- -- 175 111 101 1 -- -- -- 563 9.1

SEYMOUR, PAUL		Toledo Birthdate: Jan. 30, 1928					#5 Drafted: N/A			HT: 6-2			WT: 180						
G	GS	MIN	FG	FGA	PCT	FT	FTA	PCT	OFF	DEF	TOT	A	PF	D	ST	TO	BS	PTS	AVG
1947-48(n)	30	--	79	--	--	47	64	.734	--	--	--	54	--	--	--	--	--	205	6.8
1948-49(n)	63	--	120	--	--	70	106	.660	--	--	--	150	--	--	--	--	--	310	4.9
1949-50	62	--	175	524	.334	126	176	.716	--	--	--	189	157	--	--	--	--	476	7.7
1950-51	51	--	125	385	.325	117	159	.736	--	--	--	194	187	0	--	--	--	367	7.2
1951-52	66	--	2209	206	.615	.335	186	245	.759	--	--	225	220	165	4	--	--	598	9.1
1952-53	67	--	2684	306	.798	.383	340	416	.817	--	--	246	294	210	3	--	--	952	14.2
1953-54	71	--	2727	316	.838	.377	299	368	.813	--	--	291	364	187	2	--	--	931	13.1
1954-55	72	--	2950	375	1036	.362	300	370	.811	--	--	300	483	167	0	--	--	1050	14.6
1955-56	57	--	1826	227	.670	.339	188	233	.807	--	--	152	276	130	1	--	--	642	11.3
1956-57	65	--	1235	143	.442	.324	101	123	.821	--	--	130	193	91	0	--	--	387	6.0
1957-58	64	--	763	107	.315	.340	53	63	.841	--	--	107	93	88	0	--	--	267	4.2
1958-59	21	--	266	32	.98	.327	26	29	.897	--	--	39	36	25	0	--	--	90	4.3
1959-60	4	--	7	0	4.000	0	0	---	--	--	--	1	0	1	0	--	--	0	0.0
TOTALS	693	--	14557	2211	5725	--	1853	2352	.788	--	--	1685	2335	1563	10	--	--	6275	9.1

PLAYOFFS (Totals do not include statistics from 1947-49)

G	GS	MIN	FG	FGA	PCT	FT	FTA	PCT	OFF	DEF	TOT	A	PF	D	ST	TO	BS	PTS	AVG
1947-48(n)	0	--	--	--	--	--	--	--	STATISTICS NOT AVAILABLE										
1948-49(n)	0	--	--	--	--	--	--	--	STATISTICS NOT AVAILABLE										
1949-50	11	--	27	93	.290	24	28	.857	--	--	--	34	32	--	--	--	--	78	7.1
1950-51	7	--	10	48	.208	14	21	.667	--	--	--	26	25	22	1	--	--	34	4.9
1951-52	7	--	270	25	.60	.417	35	43	.814	--	--	26	25	33	1	--	--	85	12.1
1952-53	2	--	112	9	24	.375	18	19	.947	--	--	10	8	11	1	--	--	36	18.0
1953-54	13	--	559	59	143	.413	76	94	.809	--	--	34	60	39	1	--	--	194	14.9
1954-55	11	--	410	46	149	.309	45	50	.900	--	--	43	75	21	0	--	--	137	12.5
1955-56	7	--	153	16	55	.291	15	20	.750	--	--	11	18	11	0	--	--	47	6.7
1956-57	5	--	98	8	37	.216	5	6	.833	--	--	10	8	11	0	--	--	21	4.2
1957-58	3	--	50	8	23	.348	2	3	.667	--	--	4	4	5	0	--	--	18	6.0
TOTALS	66	--	1652	208	632	.329	234	284	.824	--	--	164	257	185	4	--	--	650	9.8

ALL-STAR GAME

G	GS	MIN	FG	FGA	PCT	FT	FTA	PCT	OFF	DEF	TOT	A	PF	D	ST	TO	BS	PTS	AVG
1953	1	0	14	2	3	.667	1	2	.500	--	--	3	2	--	--	--	--	5	
1954	1	0	19	2	6	.333	4	4	1.000	--	--	1	3	--	--	--	--	8	
1955	1	0	16	3	8	.375	2	2	1.000	--	--	3	1	--	--	--	--	8	
TOTALS	3	0	49	7	17	.412	7	8	.875	--	--	7	6	--	--	--	--	21	7.0

SHACKLEFORD, CHARLES		North Carolina State Birthdate: Apr. 22, 1966					#17 Drafted: 1988, 2nd round (32nd overall) by New Jersey			HT: 6-10			WT: 225							
G	GS	MIN	FG	FGA	PCT	FT	FTA	PCT	OFF	DEF	TOT	A	PF	D	ST	TO	BS	PTS	AVG	
1991-92	72	62	1399	205	422	.486	63	95	.663	145	270	415	46	205	3	38	62	51	473	6.6
1992-93	48	0	568	80	164	.488	31	49	.633	65	140	205	26	92	1	13	36	25	191	4.0
TOTALS	120	62	1967	285	586	.486	94	144	.653	210	410	620	72	297	4	51	98	76	664	5.5

3-PT. FG: 1991-92, 0-1 (.000); 1992-93, 0-2 (.000); TOTALS, 0-3 (.000)

SHAFFER II, LEE		North Carolina Birthdate: Feb. 23, 1939					#22 Drafted: 1960, 1st round (5th overall) by Syracuse			HT: 6-7			WT: 220						
G	GS	MIN	FG	FGA	PCT	FT	FTA	PCT	OFF	DEF	TOT	A	PF	D	ST	TO	BS	PTS	AVG
1961-62	75	--	2083	514	1180	.436	239	310	.771	--	--	511	99	266	6	--	--	1267	16.9
1962-63	80	--	2392	597	1393	.429	294	375	.784	--	--	524	97	249	5	--	--	1488	18.6
1963-64	41	--	1013	217	587	.370	102	133	.767	--	--	205	36	116	1	--	--	536	13.1
TOTALS	196	--	5488	1328	3160	.420	635	818	.776	--	--	1240	232	631	12	--	--	3291	16.8

PLAYOFFS

G	GS	MIN	FG	FGA	PCT	FT	FTA	PCT	OFF	DEF	TOT	A	PF	D	ST	TO	BS	PTS	AVG
1961-62	5	--	174	35	99	.354	24	31	.774	--	--	55	7	17	0	--	--	94	18.8
1962-63	5	--	173	56	117	.479	24	30	.800	--	--	23	6	19	0	--	--	136	27.2
1963-64	3	--	40	8	22	.364	1	11	0.000	--	--	4	2	5	0	--	--	17	5.7
TOTALS	13	--	387	99	238	.416	49	62	.790	--	--	82	15	41	0	--	--	247	19.0

ALL-STAR GAME

G	GS	MIN	FG	FGA	PCT	FT	FTA	PCT	OFF	DEF	TOT	A	PF	D	ST	TO	BS	PTS	AVG
1963	1	0	19	6	13	.462	0	0	---	--	--	1	1	--	--	--	--	12	12.0

SHAMET, LANDRY		Wichita State Birthdate: March 13, 1997					#1, #23 Drafted: 2018, 1st round (26th overall) by Philadelphia			HT: 6-5			WT: 188							
G	GS	MIN	FG	FGA	PCT	FT	FTA	PCT	OFF	DEF	TOT	A	PF	D	ST	TO	BS	PTS	AVG	
2018-19	54	4	1108	154	347	.441	44	54	.815	14	64	78	59	106	0	24	26	8	449	8.3
TOTALS	54	4	1108	154	347	.441	44	54	.815	14	64	78	59	106	0	24	26	8	449	8.3

3 PT. FG: 2018-19, 99-245 (.404)



ALL-TIME ROSTER

SHAW, BRIAN

California at Santa Barbara

#22

HT: 6-6

WT: 200

Birthdate: Mar. 22, 1968

Drafted: 1988, 1st round (37th overall) by Boston

	G	GS	MIN	FG	FGA	PCT	FT	FTA	PCT	OFF	DEF	TOT	A	PF	D	ST	TO	BS	PTS	AVG
1997-98	20	2	502	51	139	.367	12	19	.632	17	47	64	88	55	1	14	24	3	121	6.1

SHAW, CASEY

Toledo

Birthdate: July 20, 1975

#30

HT: 6-11

WT: 200

Drafted: 1998, 2nd round (37th overall) by 76ers

	G	GS	MIN	FG	FGA	PCT	FT	FTA	PCT	OFF	DEF	TOT	A	PF	D	ST	TO	BS	PTS	AVG
1998-99	9	0	14	1	8	.125	0	0	---	3	0	3	0	2	0	0	2	0	2	0.2

SHAYOK, MARIAL

Iowa State

Birthdate: July 26, 1995

#35

HT: 6-5

WT: 198

Drafted: 2019, 2nd round (54th overall) by Philadelphia

	G	GS	MIN	FG	FGA	PCT	FT	FTA	PCT	OFF	DEF	TOT	A	PF	D	ST	TO	BS	PTS	AVG
2019-20	4	0	28	3	12	.250	3	4	.750	1	6	7	1	4	0	0	3	1	11	2.8
3-PT FG: 2019-20, 2-6 (.333)																				

SHOUSE, DEXTER

South Alabama

Birthdate: Mar. 24, 1963

#14

HT: 6-2

WT: 200

Drafted: 1985, 4th round (92nd overall) by LA Lakers

	G	GS	MIN	FG	FGA	PCT	FT	FTA	PCT	OFF	DEF	TOT	A	PF	D	ST	TO	BS	PTS	AVG
1989-90	3	0	18	0	4	.000	0	0	---	0	0	0	2	2	0	1	2	1	0	0.0
3-PT FG: 1989-90, 0-1 (.000)																				

SHVED, ALEXEY

Russia

Birthdate: Dec. 16, 1988

#88

HT: 6-6

WT: 187

Drafted: Undrafted

	G	GS	MIN	FG	FGA	PCT	FT	FTA	PCT	OFF	DEF	TOT	A	PF	D	ST	TO	BS	PTS	AVG
2014-15	17	0	285	52	130	.400	48	57	.842	8	14	22	46	21	0	14	18	1	169	9.9
3-PT FG: 2014-15, 17-57 (.298)																				

SILAS, XAVIER

Northern Illinois

Birthdate: Jan. 22, 1988

#25

HT: 6-5

WT: 205

Drafted: N/A

	G	GS	MIN	FG	FGA	PCT	FT	FTA	PCT	OFF	DEF	TOT	A	PF	D	ST	TO	BS	PTS	AVG
2011-12	2	0	39	4	15	.267	2	3	.667	2	2	4	3	5	0	0	3	0	11	5.5
3-PT FG: 2011-12, 1-6 (.167)																				

PLAYOFFS

	G	GS	MIN	FG	FGA	PCT	FT	FTA	PCT	OFF	DEF	TOT	A	PF	D	ST	TO	BS	PTS	AVG
2011-12	2	0	4	1	11.000		0	0	---	1	1	2	0	0	0	0	0	0	2	1.0

SIMMONS, BEN

Louisiana State

Birthdate: July 20, 1996

#25

HT: 6-10

WT: 230

Drafted: 2016, 1st round (1st overall) by Philadelphia

	G	GS	MIN	FG	FGA	PCT	FT	FTA	PCT	OFF	DEF	TOT	A	PF	D	ST	TO	BS	PTS	AVG
2017-18	81	81	2732	544	998	.545	191	3410	.560	145	514	659	661	211	1	140	278	70	1279	15.8
2018-19	79	79	2700	540	960	.563	257	428	.600	172	525	697	610	209	1	112	274	61	1337	16.9
2019-20	57	57	2017	375	647	.580	185	298	.621	113	331	444	455	186	2	119	200	33	937	16.4
2020-21	58	58	1877	325	583	.557	176	287	.613	93	324	417	401	171	2	93	173	35	829	14.3
TOTALS	275	275	9326	1784	3188	.560	809	1354	.597	523	1694	2127	2127	776	6	464	925	199	4382	15.9
3-PT FG: 2017-18, 0-11 (.000); 2018-19, 0-6 (.000); 2019-20, 2-7 (.286); 2020-21, 3-10 (.300); TOTALS, 5-34 (.147)																				

PLAYOFFS

	G	GS	MIN	FG	FGA	PCT	FT	FTA	PCT	OFF	DEF	TOT	A	PF	D	ST	TO	BS	PTS	AVG
2017-18	10	10	369	61	125	.488	41	58	.707	16	78	94	77	34	0	17	44	8	163	16.3
2018-19	12	12	421	72	116	.621	23	40	.575	24	61	85	72	45	0	15	32	12	167	13.9
2020-21	12	12	402	59	95	.621	25	73	.342	25	70	95	106	39	0	15	27	10	143	11.9
TOTALS	34	34	1192	192	336	.571	89	171	.520	64	209	273	255	118	0	47	103	30	473	13.9
2020-21, 0-1 (.000); TOTALS, 0-2 (.000)																				

ALL-STAR GAME

	G	GS	MIN	FG	FGA	PCT	FT	FTA	PCT	OFF	DEF	TOT	A	PF	D	ST	TO	BS	PTS	AVG
2018-19	1	0	17	5	5	1.000	0	0	---	4	2	6	7	0	0	1	0	0	10	10.0
2019-20	1	0	29	8	9	.889	1	2	.500	1	5	6	5	0	0	2	1	0	17	17.0
TOTALS	2	0	46	13	14	.929	1	2	.500	5	7	12	12	0	0	3	0	1	27	13.5

SIMMONS, CONNIE

None

Birthdate: March 15, 1925

Drafted: N/A

HT: 6-8

WT: 225

	G	GS	MIN	FG	FGA	PCT	FT	FTA	PCT	OFF	DEF	TOT	A	PF	D	ST	TO	BS	PTS	AVG
1954-55*	36	---	862	137	384	.357	72	114	.632	---	---	220	61	109	2	---	---	---	346	9.6

SIMMONS, JONATHON

Houston

Birthdate: September 14, 1989

#14

HT: 6-6

WT: 195

Drafted: Undrafted

	G	GS	MIN	FG	FGA	PCT	FT	FTA	PCT	OFF	DEF	TOT	A	PF	D	ST	TO	BS	PTS	AVG
2018-19	15	0	219	29	64	.453	16	25	.640	4	22	26	33	21	0	11	12	1	83	5.5
TOTALS	15	0	219	29	64	.453	16	25	.640	4	22	26	33	21	0	11	12	1	83	5.5
3-PT FG: 2018-19, 9-21 (.429)																				



ALL-TIME ROSTER

PLAYOFFS

	G	GS	MIN	FG	FGA	PCT	FT	FTA	PCT	OFF	DEF	TOT	A	PF	D	ST	TO	BS	PTS	AVG
2018-19	7	0	52	10	30	.333	3	4	.750	2	7	9	2	2	0	1	6	0	25	3.5
TOTALS	7	0	52	10	30	.333	3	4	.750	2	7	9	2	2	0	1	6	0	25	3.5

3-PT. FG: 2018-19, 2-10 (.200)

SIMPSON, RALPH

Michigan State
Birthdate: Aug. 10, 1949
#44
HT: 6-5
WT: 200
Drafted: 1972, 1st round (11th overall) by Chicago

	G	GS	MIN	FG	FGA	PCT	FT	FTA	PCT	OFF	DEF	TOT	A	PF	D	ST	TO	BS	PTS	AVG
1978-79	36	0	452	87	196	.444	28	40	.700	16	19	35	58	27	8	25	47	1	202	5.6

SIMS, HENRY

Georgetown
Birthdate: Mar. 27, 1990
#35
HT: 6-10
WT: 245
Drafted: N/A

	G	GS	MIN	FG	FGA	PCT	FT	FTA	PCT	OFF	DEF	TOT	A	PF	D	ST	TO	BS	PTS	AVG
2013-14	26	25	707	112	229	.489	82	106	.766	82	99	181	47	84	0	23	33	13	306	11.8
2014-15	73	32	1399	238	502	.474	106	137	.774	121	238	359	79	135	0	39	99	30	586	8.0
TOTALS	99	57	2106	350	731	.479	188	244	.770	203	337	540	126	219	0	62	132	43	892	9.0

3-PT. FG: 2013-14, 0-1 (.000); 2014-15, 4-22 (.182); TOTALS, 4-23 (.174)

SKILES, SCOTT

Michigan State '86
Birthdate: March 5, 1964
#5
HT: 6-1
WT: 185
Drafted: 1986, 1st round (22nd overall) by Milwaukee

	G	GS	MIN	FG	FGA	PCT	FT	FTA	PCT	OFF	DEF	TOT	A	PF	D	ST	TO	BS	PTS	AVG
1995-96	10	9	236	20	57	.351	8	10	.800	1	15	16	38	21	0	7	16	0	63	6.3

3-PT. FG: 1995-96, 15-34 (.441)

SKINNER, AL

Massachusetts
Birthdate: June 16, 1952
#30
HT: 6-3
WT: 195
Drafted: 1974, 9th round (160th overall) by Boston

	G	GS	MIN	FG	FGA	PCT	FT	FTA	PCT	OFF	DEF	TOT	A	PF	D	ST	TO	BS	PTS	AVG
1978-79	22	0	309	36	89	.404	27	32	.844	15	29	44	40	61	2	18	34	1	99	4.5
1979-80	2	0	10	1	2	.500	0	0	---	0	0	0	2	1	0	0	2	0	2	1.0
TOTALS	24	0	319	37	91	.407	27	32	.844	15	29	44	42	62	2	18	36	1	101	4.2

PLAYOFFS

	G	GS	MIN	FG	FGA	PCT	FT	FTA	PCT	OFF	DEF	TOT	A	PF	D	ST	TO	BS	PTS	AVG
1978-79	5	—	47	6	17	.353	6	8	.750	5	5	10	11	6	0	3	6	1	18	3.6

SKINNER, BRIAN

Baylor
Birthdate: May 19, 1976
#54
HT: 6-9
WT: 265
Drafted: 1998, 1st round (22nd overall) by LA Clippers

	G	GS	MIN	FG	FGA	PCT	FT	FTA	PCT	OFF	DEF	TOT	A	PF	D	ST	TO	BS	PTS	AVG
2002-03	77	9	1381	182	331	.550	97	161	.602	136	230	366	19	176	1	47	62	53	461	6.0
2004-05	24	0	246	22	57	.497	5	17	.294	23	39	62	5	29	0	5	13	6	49	2.0
TOTALS	101	9	1627	204	388	.526	102	178	.573	159	269	428	24	205	1	52	75	59	510	5.8

PLAYOFFS

	G	GS	MIN	FG	FGA	PCT	FT	FTA	PCT	OFF	DEF	TOT	A	PF	D	ST	TO	BS	PTS	AVG
2002-03	8	0	38	1	6	.167	4	4	1.000	3	3	6	0	6	0	0	2	1	6	0.8

3 PT. FG: 2002-03, 0-1 (.000)

SMAWLEY, BELUS VAN

Appalachian State
Birthdate: March 20, 1918
#18
HT: 6-1
WT: 195
Drafted: N/A

	G	GS	MIN	FG	FGA	PCT	FT	FTA	PCT	OFF	DEF	TOT	A	PF	D	ST	TO	BS	PTS	AVG
1950-51	60	—	—	252	663	.380	227	267	.850	—	—	178	161	145	4	—	—	—	731	12.2

SMITH, DEREK

Louisville
Birthdate: Nov. 1, 1961
#18
HT: 6-7
WT: 220
Drafted: 1982, 2nd round (35th overall) by Golden St.

	G	GS	MIN	FG	FGA	PCT	FT	FTA	PCT	OFF	DEF	TOT	A	PF	D	ST	TO	BS	PTS	AVG
1988-89	35	18	695	105	220	.477	65	93	.699	31	55	86	68	100	3	24	44	15	279	7.8
1989-90	77	7	1405	261	514	.508	130	186	.699	62	110	172	109	198	2	35	85	20	668	8.9
TOTALS	115	25	2100	366	734	.499	195	279	.699	93	165	258	177	298	5	59	129	35	947	8.5

3-PT. FG: 1988-89, 4-16 (.250); 1989-90, 16-36 (.444); TOTALS, 20-52 (.385)

PLAYOFFS

	G	GS	MIN	FG	FGA	PCT	FT	FTA	PCT	OFF	DEF	TOT	A	PF	D	ST	TO	BS	PTS	AVG
1988-89	3	—	48	9	14	.643	1	2	.500	2	5	7	3	9	0	1	6	0	19	6.3
1989-90	1	—	15	5	8	.625	1	2	.500	0	0	0	1	3	0	1	1	0	11	11.0
TOTALS	4	—	63	14	22	.636	2	4	.500	2	5	7	4	12	0	2	7	0	30	7.5

3-PT. FG: 1989-90, 0-1 (.000)

SMITH, DON

Dayton
Birthdate: Oct. 10, 1951
#10
HT: 6-2
WT: 165
Drafted: 1974, 2nd round (19th overall) by 76ers

	G	GS	MIN	FG	FGA	PCT	FT	FTA	PCT	OFF	DEF	TOT	A	PF	D	ST	TO	BS	PTS	AVG
1974-75	54	0	538	131	321	.408	21	211	.000	14	16	30	47	45	0	20	—	3	283	5.2



ALL-TIME ROSTER

SKILES, SCOTT			Michigan State '86						#5			HT: 6-1			WT: 185					
			Birthdate: March 5, 1964						Drafted: 1986, 1st round (22nd overall) by Milwaukee											
G	GS	MIN	FG	FGA	PCT	FT	FTA	PCT	OFF	DEF	TOT	A	PF	D	ST	TO	BS	PTS	AVG	
1995-96	10	9	236	20	57	.351	8	10	.800	1	15	16	38	21	0	7	16	0	63	6.3
3-PT. FG: 1995-96, 15-34 (.441)																				

SMITH, ISH			Wake Forest						#5			HT: 6-0			WT: 175					
			Birthdate: July 5, 1988						Drafted: Undrafted											
G	GS	MIN	FG	FGA	PCT	FT	FTA	PCT	OFF	DEF	TOT	A	PF	D	ST	TO	BS	PTS	AVG	
2014-15	25	14	677	128	322	.398	28	48	.583	10	63	73	152	38	0	32	69	5	301	12.0
2015-16	50	50	1622	299	739	.405	89	133	.669	29	184	213	348	95	0	64	130	18	733	14.7
TOTALS	75	64	2299	427	1061	.402	117	181	.646	39	247	286	500	133	0	96	199	23	1034	13.8
3-PT. FG: 2014-15, 17-55 (.309); 2015-16, 46-137 (.336); TOTALS, 63-192 (.328)																				

SMITH, JASON			Colorado State						#14			HT: 7-0			WT: 240					
			Birthdate: Mar. 2, 1986						Drafted: 2007, 1st round (20th overall) by Miami											
G	GS	MIN	FG	FGA	PCT	FT	FTA	PCT	OFF	DEF	TOT	A	PF	D	ST	TO	BS	PTS	AVG	
2007-08	76	1	1107	141	310	.455	54	82	.659	77	153	230	20	142	1	22	48	50	340	4.5
2008-09 INACTIVE LIST - LEFT KNEE INJURY																				
2009-10	56	2	658	75	174	.431	29	42	.690	54	81	135	33	110	1	21	35	28	189	3.4
TOTALS	132	3	1764	216	484	.446	83	124	.669	131	234	365	53	252	2	43	83	78	529	4.9
3-PT. FG: 2007-08, 4-14 (.286); 2009-10, 10-29 (.345); TOTALS, 14-43 (.326)																				

PLAYOFFS																				
G	GS	MIN	FG	FGA	PCT	FT	FTA	PCT	OFF	DEF	TOT	A	PF	D	ST	TO	BS	PTS	AVG	
2007-08	6	0	82	8	18	.444	4	4	1.000	4	11	15	3	5	0	1	2	5	20	3.3
3-PT. FG: 2007-08, 0-1 (.000)																				

SMITH, JOE			Maryland						#9			HT: 6-10			WT: 225					
			Birthdate: July 26, 1975						Drafted: 1995, 1st round (1st overall) by Golden State											
G	GS	MIN	FG	FGA	PCT	FT	FTA	PCT	OFF	DEF	TOT	A	PF	D	ST	TO	BS	PTS	AVG	
1997-98	30	6	699	121	270	.448	67	85	.788	58	75	133	27	94	0	18	52	13	309	10.3
2006-07	54	11	1355	191	429	.445	115	136	.846	107	253	360	46	125	1	31	63	20	497	9.2
TOTALS	84	17	2065	312	699	.446	182	221	.824	165	328	493	73	219	1	49	115	33	806	9.6
3-PT. FG: 1997-98, 0-1 (.000); 2006-07, 0-4 (.000); TOTALS, 0-5 (.000)																				

SMITH, STEVEN			La Salle						#30			HT: 6-9			WT: 206					
			Birthdate: April 12, 1983						Drafted: Undrafted											
G	GS	MIN	FG	FGA	PCT	FT	FTA	PCT	OFF	DEF	TOT	A	PF	D	ST	TO	BS	PTS	AVG	
2006-07	8	0	28	2	8	.250	1	2	.500	1	5	6	0	4	0	1	2	0	5	0.6
3-PT. FG: 2006-07, 0-0 (---)																				

SMITH, ZHAIRE			Texas Tech						#8			HT: 6-4			WT: 199					
			Birthdate: June 4, 1999						Drafted: 2018, 1st round (16th overall) by Phoenix											
G	GS	MIN	FG	FGA	PCT	FT	FTA	PCT	OFF	DEF	TOT	A	PF	D	ST	TO	BS	PTS	AVG	
2018-19	6	2	111	14	34	.412	6	8	.750	3	10	13	10	8	0	2	6	2	40	6.7
2019-20	7	0	32	3	11	.273	2	4	.500	0	2	2	2	0	0	3	2	0	8	1.1
TOTALS	13	2	143	17	45	.378	8	12	.667	3	12	15	12	8	0	5	8	2	48	3.7
3-PT. FG: 2018-19, 6-16 (.375); 2019-20, 0-3 (.000); TOTALS, 6-19 (.316)																				

PLAYOFFS																				
G	GS	MIN	FG	FGA	PCT	FT	FTA	PCT	OFF	DEF	TOT	A	PF	D	ST	TO	BS	PTS	AVG	
2018-19	2	0	5	0	0	0	0	0	0	0	0	0	0	0	1	0	0	0	0	0
TOTALS	2	0	5	0	0	0	0	0	0	0	0	0	0	0	1	0	0	0	0	0
3-PT. FG: 2018-19, 0-0 (.000)																				

SNOW, ERIC			Michigan State						#20			HT: 6-3			WT: 204					
			Birthdate: April 24, 1973						Drafted: 1995, 2nd round (43rd overall) by Milwaukee											
G	GS	MIN	FG	FGA	PCT	FT	FTA	PCT	OFF	DEF	TOT	A	PF	D	ST	TO	BS	PTS	AVG	
1997-98	47	0	844	69	161	.429	44	61	.721	19	58	77	164	99	0	60	51	4	184	3.9
1998-99	48	48	1716	149	348	.428	110	150	.733	25	137	162	301	149	2	100	111	1	413	8.6
1999-00	82	80	2866	257	597	.430	126	177	.712	42	219	261	624	243	2	140	162	8	651	7.9
2000-01	50	50	1740	182	435	.418	122	154	.792	27	139	166	369	123	1	77	124	7	491	9.8
2001-02	61	61	2225	276	624	.442	183	227	.806	33	182	215	400	167	1	95	138	9	738	12.1
2002-03	82	82	3108	361	799	.452	325	379	.858	71	230	301	544	235	2	133	194	11	1054	12.9
2003-04	82	82	2966	295	715	.413	252	316	.797	62	219	281	563	213	1	97	187	6	844	10.3
TOTALS	452	403	15465	1589	3679	.432	1162	1464	.794	279	1184	1463	2965	1229	9	702	967	46	4375	9.7
3 PT. FG: 1997-98, 2-17 (.118); 1998-99, 5-21 (.238); 1999-00, 11-45 (.244); 2000-01, 5-19 (.263); 2001-02, 3-27 (.111); 2002-03, 7-32 (.219); 2003-04, 2-18 (.111); TOTALS, 35-179 (.196)																				

PLAYOFFS																				
G	GS	MIN	FG	FGA	PCT	FT	FTA	PCT	OFF	DEF	TOT	A	PF	D	ST	TO	BS	PTS	AVG	
1998-99	8	8	306	37	88	.413	22	27	.815	3	30	33	57	26	0	8	25	1	99	12.4
1999-00	5	4	138	15	31	.484	4	4	1.000	0	10	10	35	14	0	4	7	1	37	7.4
2000-01	23	9	717	87	210	.414	40	55	.727	26	60	86	104	63	0	27	45	2	214	9.3
2001-02	5	5	171	18	56	.321	17	22	.773	3	19	22	27	13	0	6	15	0	54	10.8



ALL-TIME ROSTER

2002-03 12 12 415 43 102 .422 51 58 .879 9 31 40 67 47 1 18 30 0 138 11.5
TOTALS 53 38 1747 200 487 .411 134 166 .807 41 150 191 290 163 1 63 122 4 542 10.2
 3-PT. FG: 1998-99, 3-13 (.231); 1999-00, 3-4 (.750); 2000-01, 0-7 (.000); 2001-02, 1-6 (.167); 2002-03, 1-10 (.100); TOTALS, 8-40 (.200)

SONGAILA, DARIUS

Wake Forest

#25

HT: 6-9

WT: 248

Birthdate: Feb. 14, 1978

Drafted: 2002, 2nd round (50th overall) by Boston

G	GS	MIN	FG	FGA	PCT	FT	FTA	PCT	OFF	DEF	TOT	A	PF	D	ST	TO	BS	PTS	AVG	
2010-11	10	0	71	7	15	.467	2	4	.500	2	8	10	2	16	0	0	4	0	16	1.6

PLAYOFFS

G	GS	MIN	FG	FGA	PCT	FT	FTA	PCT	OFF	DEF	TOT	A	PF	D	ST	TO	BS	PTS	AVG
2010-11	INACTIVE - COACH'S DECISION																		

SORENSEN, DAVE

Ohio State

#35

HT: 6-8

WT: 225

Birthdate: July 8, 1948

Drafted: 1970, 2nd round (26th overall) by Cleveland

G	GS	MIN	FG	FGA	PCT	FT	FTA	PCT	OFF	DEF	TOT	A	PF	D	ST	TO	BS	PTS	AVG	
1972-73	48	0	626	113	248	.456	59	79	.747	—	—	173	31	91	0	—	—	—	285	5.9

SPANARKEL, JIM

Duke

#34

HT: 6-5

WT: 190

Birthdate: June 28, 1957

Drafted: 1979, 1st round (16th overall) by 76ers

G	GS	MIN	FG	FGA	PCT	FT	FTA	PCT	OFF	DEF	TOT	A	PF	D	ST	TO	BS	PTS	AVG	
1979-80	40	0	442	72	153	.471	54	65	.831	27	27	54	51	58	0	12	57	6	198	5.0
3-PT. FG: 1979-80, 0-2 (.000)																				

PLAYOFFS

G	GS	MIN	FG	FGA	PCT	FT	FTA	PCT	OFF	DEF	TOT	A	PF	D	ST	TO	BS	PTS	AVG
1979-80	5	—	8	0	2	.000	2	21.000	0	1	1	1	1	0	0	0	0	2	0.4

SPEIGHTS, MARREESE

Florida

#16

HT: 6-10

WT: 245

Birthdate: August 4, 1987

Drafted: 2008, 1st round (16th overall) by 76ers

G	GS	MIN	FG	FGA	PCT	FT	FTA	PCT	OFF	DEF	TOT	A	PF	D	ST	TO	BS	PTS	AVG	
2008-09	79	2	1263	252	502	.502	102	132	.773	123	170	293	30	181	0	27	46	56	608	7.7
2009-10	62	1	1015	212	444	.477	108	145	.745	85	167	252	36	152	2	29	51	34	532	8.6
2010-11	64	1	734	144	291	.495	55	73	.753	64	146	210	30	120	0	8	40	19	344	5.4
TOTALS	205	4	3012	608	1297	.492	265	350	.757	272	483	755	96	453	2	64	137	109	1484	7.2
3-PT. FG: 2008-09, 2-8 (.250); 2008-09, 0-5 (.000); 1-4 (.250); TOTALS, 3-17 (.176)																				

PLAYOFFS

G	GS	MIN	FG	FGA	PCT	FT	FTA	PCT	OFF	DEF	TOT	A	PF	D	ST	TO	BS	PTS	AVG	
2008-09	3	0	29	3	7	.429	3	4	.750	3	3	6	0	5	0	0	0	0	9	3.0
2010-11	2	0	21	2	12	.167	0	0	---	1	5	6	1	4	0	0	0	1	4	2.0
TOTALS	5	0	50	5	19	.263	3	4	.750	4	8	12	1	9	0	0	0	1	13	2.6

SPRINGER, JADEN

Tennessee

#11

HT: 6-4

WT: 202

Birthdate: Sept. 25, 2002

Drafted: 2021, 1st round (28th overall) by Philadelphia

G	GS	MIN	FG	FGA	PCT	FT	FTA	PCT	OFF	DEF	TOT	A	PF	D	ST	TO	BS	PTS	AVG	
2021-22	2	0	6	1	11.000	0	0	0.000	1	1	2	0	0	0	0	1	2	2	1.0	
2022-23	16	2	89	17	35	.486	6	8	.750	6	8	14	8	15	0	7	3	3	42	2.6
TOTALS	18	2	95	18	36	.500	6	8	.750	7	9	15	8	15	0	7	4	5	44	2.4
3-PT. FG: 2022-23, 2-5 (.400); TOTALS, 2-5 (.400)																				

PLAYOFFS

G	GS	MIN	FG	FGA	PCT	FT	FTA	PCT	OFF	DEF	TOT	A	PF	D	ST	TO	BS	PTS	AVG	
2021-22	5	0	13	3	6	.500	0	0	0.000	0	4	4	2	1	0	0	0	0	6	1.2
2022-23	4	0	17	4	4	1.000	1	2	.500	0	0	0	0	2	0	1	1	0	9	2.3
TOTALS	9	0	30	7	10	.700	1	2	.500	0	4	4	2	3	0	1	1	0	15	1.7
3-PT. FG: 2022-23, 0-0 (-); TOTALS, 0-1 (.000)																				

SPLITTER, TIAGO

Brazil

#47

HT: 6-11

WT: 245

Birthdate: Jan. 1, 1985

Drafted: 2007, 1st round (28th overall) by San Antonio

G	GS	MIN	FG	FGA	PCT	FT	FTA	PCT	OFF	DEF	TOT	A	PF	D	ST	TO	BS	PTS	AVG	
2016-17	8	0	76	14	31	.452	9	11	.818	8	14	22	4	8	0	1	6	1	39	4.9
3-PT. FG: 2016-17, 2-6 (.333)																				

STACKHOUSE, JERRY

North Carolina

#42

HT: 6-6

WT: 218

Birthdate: Nov. 5, 1974

Drafted: 1995, 1st round (3rd overall) by 76ers

G	GS	MIN	FG	FGA	PCT	FT	FTA	PCT	OFF	DEF	TOT	A	PF	D	ST	TO	BS	PTS	AVG	
1995-96	72	71	2701	452	1091	.414	387	518	.747	90	175	265	278	179	0	76	252	79	1384	19.2
1996-97	81	81	3166	533	1308	.407	511	667	.766	156	182	338	253	219	2	93	316	63	1679	20.7
1997-98	22	22	748	128	283	.452	81	101	.802	28	48	76	67	56	1	31	74	21	353	16.0
TOTALS	175	174	6615	1113	2682	.415	979	1286	.761	274	405	679	598	454	3	200	642	163	3416	19.5
3-PT. FG: 1995-96, 93-292 (.318); 1996-97, 102-342 (.298); 1997-98, 16-46 (.348); TOTALS, 211-680 (.310)																				



ALL-TIME ROSTER

STAUASKAS, NIK

Michigan #11 HT: 6-6 WT: 205
Birthdate: Oct. 7, 1993 **Drafted: 2014, 1st round (8th overall) by Sacramento**

	G	GS	MIN	FG	FGA	PCT	FT	FTA	PCT	OFF	DEF	TOT	A	PF	D	ST	TO	BS	PTS	AVG
2015-16	73	35	1809	210	545	.385	91	118	.771	23	160	183	138	115	0	44	94	20	617	8.5
2016-17	80	27	2188	251	634	.396	122	150	.813	21	205	226	188	144	0	45	128	32	756	9.5
2017-18	6	0	45	1	4	.250	2	21.000	0	1	1	1	1	3	0	4	4	0	4	0.7
TOTALS	159	62	4042	462	1183	.391	215	270	.796	44	366	410	327	262	0	93	226	52	1377	8.7

3-PT. FG: 2015-16, 106-325 (.326); 2016-17, 132-359 (.368); 2017-18, 0-1 (.000); TOTALS, 238-685 (.347)

STEWART, KEBU

California #41 HT: 6-10 WT: 230
Birthdate: Apr. 24, 1975 **Drafted: 1997, 2nd round (36th overall) by 76ers**

	G	GS	MIN	FG	FGA	PCT	FT	FTA	PCT	OFF	DEF	TOT	A	PF	D	ST	TO	BS	PTS	AVG
1997-98	15	0	110	12	26	.462	16	25	.640	9	22	31	2	13	0	5	8	2	40	2.7

STOKES, GREG

Iowa #41 HT: 6-10 WT: 220
Birthdate: Aug. 5, 1963 **Drafted: 1985, 2nd round (33rd overall) by 76ers**

	G	GS	MIN	FG	FGA	PCT	FT	FTA	PCT	OFF	DEF	TOT	A	PF	D	ST	TO	BS	PTS	AVG
1985-86	31	13	350	56	119	.471	14	21	.667	27	30	57	17	56	0	14	19	11	126	4.1

3-PT. FG: 1985-86, 0-1 (.000)

PLAYOFFS

	G	GS	MIN	FG	FGA	PCT	FT	FTA	PCT	OFF	DEF	TOT	A	PF	D	ST	TO	BS	PTS	AVG
1985-86	7	—	90	8	28	.286	11	13	.846	6	7	13	4	12	0	2	4	6	27	3.9

SUTTON, GREG

Oral Roberts #20 HT: 6-2 WT: 170
Birthdate: Dec. 3, 1967 **Drafted: 1991, 2nd round (49th overall) by San Antonio**

	G	GS	MIN	FG	FGA	PCT	FT	FTA	PCT	OFF	DEF	TOT	A	PF	D	ST	TO	BS	PTS	AVG
1995-96	30	2	465	65	167	.389	20	27	.741	4	31	35	63	56	0	17	45	2	190	6.3

3-PT. FG: 1995-96, 40-96 (.417)

THOMAS, ADONIS

Memphis #7 HT: 6-7 WT: 200
Birthdate: Mar. 25, 1993 **Drafted: N/A**

	G	GS	MIN	FG	FGA	PCT	FT	FTA	PCT	OFF	DEF	TOT	A	PF	D	ST	TO	BS	PTS	AVG
2013-14	2	1	13	3	5	.600	0	0	—	0	0	0	1	3	0	0	1	0	7	3.5

3-PT. FG: 2013-14, 1-2 (.500)

THOMAS, JAMES

Texas #30 HT: 6-8 WT: 245
Birthdate: Nov. 22, 1980 **Drafted: Undrafted**

	G	GS	MIN	FG	FGA	PCT	FT	FTA	PCT	OFF	DEF	TOT	A	PF	D	ST	TO	BS	PTS	AVG
2005-06	15	0	124	7	13	.538	8	14	.571	8	23	31	1	32	0	7	3	3	22	1.5

THOMAS, KENNY

New Mexico #9 HT: 6-7 WT: 245
Birthdate: July 25, 1977 **Drafted: 1999, 1st round (22nd overall) by Houston**

	G	GS	MIN	FG	FGA	PCT	FT	FTA	PCT	OFF	DEF	TOT	A	PF	D	ST	TO	BS	PTS	AVG
2002-03	46	28	1392	178	369	.482	114	152	.750	140	252	392	73	120	2	46	76	22	470	10.2
2003-04	74	72	2699	381	813	.469	243	323	.752	261	489	750	111	219	2	82	172	33	1006	13.6
2004-05	47	43	1344	217	476	.456	95	119	.798	106	202	308	77	151	3	40	83	6	530	11.3
TOTALS	120	100	4091	559	1182	.473	357	475	.752	401	741	1142	184	339	4	128	248	55	1476	12.3

3-PT. FG: 2003-04, 1-5 (.200); 2004-05, 1-4 (.520); TOTALS, 2-9 (.222)

PLAYOFFS

	G	GS	MIN	FG	FGA	PCT	FT	FTA	PCT	OFF	DEF	TOT	A	PF	D	ST	TO	BS	PTS	AVG
2002-03	12	12	389	54	101	.535	19	29	.655	42	70	112	11	42	1	8	19	5	127	10.6

THOMAS, MALCOLM

San Diego State #11 HT: 6-9 WT: 225
Birthdate: Nov. 8, 1988 **Drafted: Undrafted**

	G	GS	MIN	FG	FGA	PCT	FT	FTA	PCT	OFF	DEF	TOT	A	PF	D	ST	TO	BS	PTS	AVG
2014-15	17	0	194	18	40	.450	9	13	.692	16	40	56	7	17	0	3	13	1	45	2.6

3-PT. FG: 2014-15, 0-7 (.000)

THOMAS, TIM

Villanova #1 HT: 6-10 WT: 230
Birthdate: Feb. 26, 1977 **Drafted: 1997, 1st round (7th overall) by New Jersey**

	G	GS	MIN	FG	FGA	PCT	FT	FTA	PCT	OFF	DEF	TOT	A	PF	D	ST	TO	BS	PTS	AVG
1997-98	77	48	1779	306	684	.447	171	231	.740	107	181	288	90	185	2	54	118	17	845	11.0
1998-99	17	0	188	27	67	.403	19	24	.792	7	26	33	15	21	0	3	15	3	78	4.6
TOTALS	94	48	1967	333	751	.443	190	255	.751	114	207	321	105	206	2	57	133	20	923	9.8

3-PT. FG: 1997-98, 47-140 (.336); 1998-99, 5-19 (.263); TOTALS, 52-159 (.327)

THOMPSON, HOLLIS

Georgetown #31 HT: 6-8 WT: 206
Birthdate: Apr. 3, 1991 **Drafted: N/A**

	G	GS	MIN	FG	FGA	PCT	FT	FTA	PCT	OFF	DEF	TOT	A	PF	D	ST	TO	BS	PTS	AVG
2013-14	77	41	1742	171	372	.460	52	73	.712	73	174	247	73	144	0	53	60	12	461	6.0
2014-15	71	23	1776	224	543	.413	63	89	.708	53	145	198	85	141	1	57	66	26	626	8.8
2015-16	77	17	2154	270	680	.397	69	96	.719	54	218	272	99	187	2	36	76	24	758	9.8
2016-17	31	1	561	66	159	.415	13	20	.650	15	69	84	26	55	0	14	9	6	171	5.5



ALL-TIME ROSTER

TOTALS 256 82 6233 731 1754 .417 197 278 .709 195 606 801 283 527 3 160 211 68 2016 7.9
 3-PT. FG: 2013-14, 67-167 (.401); 2014-15, 115-287 (.401); 2015-16, 149-392 (.380); 2016-17, 26-71 (.366) TOTALS: 357-917 (.389)

THOMPSON, LA SALLE													Texas				#41				HT: 6-10				WT: 260			
													Birthdate: June 23, 1961				Drafted: 1982, 1st round (5th overall) by Kansas City											
G	GS	MIN	FG	FGA	PCT	FT	FTA	PCT	OFF	DEF	TOT	A	PF	D	ST	TO	BS	PTS	AVG									
1995-96	44	11	773	33	83	.398	19	24	.792	62	137	199	26	125	5	19	37	20	85	1.9								

THOMPSON, PAUL													Tulane				#33				HT: 6-6				WT: 210			
													Birthdate: May 25, 1961				Drafted: 1983, 3rd round (50th overall) by Cleveland											
G	GS	MIN	FG	FGA	PCT	FT	FTA	PCT	OFF	DEF	TOT	A	PF	D	ST	TO	BS	PTS	AVG									
1985-86	23	8	432	70	194	.361	37	43	.860	27	36	63	24	49	1	15	30	17	179	7.8								

THORNTON, BOB													California (Irvine)				#23				HT: 6-10				WT: 225			
													Birthdate: July 10, 1962				Drafted: 1984, 4th round (87th overall) by New York											
G	GS	MIN	FG	FGA	PCT	FT	FTA	PCT	OFF	DEF	TOT	A	PF	D	ST	TO	BS	PTS	AVG									
1987-88	41	2	508	59	111	.532	29	47	.617	41	58	99	11	80	1	9	27	3	147	3.6								
1988-89	54	0	449	47	111	.423	32	60	.533	36	56	92	15	87	0	8	23	7	127	2.4								
1989-90	56	0	592	48	112	.429	26	51	.510	45	88	133	17	105	1	20	35	12	123	2.2								
TOTALS	151	2	1549	154	334	.461	87	158	.551	122	202	324	43	272	2	37	85	22	397	2.6								

3-PT. FG: 1987-88, 0-2 (.000); 1988-89, 1-3 (.333); 1989-90, 1-3 (.333); TOTALS: 2-8 (.250)

PLAYOFFS																				
G	GS	MIN	FG	FGA	PCT	FT	FTA	PCT	OFF	DEF	TOT	A	PF	D	ST	TO	BS	PTS	AVG	
1989-90	9	—	89	7	18	.389	5	10	.500	11	4	15	4	22	0	2	2	1	19	2.1

THREATT, SEDALE													West Virginia Tech				#3				HT: 6-2				WT: 185			
													Birthdate: Sept. 10, 1961				Drafted: 1983, 6th round (139th overall) by 76ers											
G	GS	MIN	FG	FGA	PCT	FT	FTA	PCT	OFF	DEF	TOT	A	PF	D	ST	TO	BS	PTS	AVG									
1983-84	45	0	464	62	148	.419	23	28	.821	17	23	40	41	65	1	13	33	2	148	3.3								
1984-85	82	0	1304	188	416	.452	66	90	.733	21	78	99	175	171	2	80	99	16	446	5.4								
1985-86	70	27	1754	310	684	.453	75	90	.833	21	100	121	193	157	1	93	102	5	696	9.9								
1986-87	28	8	668	108	261	.414	42	53	.792	18	39	57	82	76	0	32	47	4	265	9.5								
TOTALS	225	35	4190	668	1509	.443	206	261	.789	17	240	317	491	469	4	218	281	27	1555	6.9								

3-PT. FG: 1983-84, 1-8 (.125); 1984-85, 4-22 (.182); 1985-86, 1-24 (.042); 1986-87, 7-16 (.438); TOTALS: 13-70 (.186)

PLAYOFFS																					
G	GS	MIN	FG	FGA	PCT	FT	FTA	PCT	OFF	DEF	TOT	A	PF	D	ST	TO	BS	PTS	AVG		
1983-84	3	—	6	1	3	.333	0	0	.000	1	2	1	0	0	1	2	0	2	0	2	0.7
1984-85	4	—	28	2	7	.286	0	0	.000	1	0	1	5	2	0	1	3	0	4	1.0	
1985-86	12	—	312	67	143	.469	26	33	.788	6	19	25	42	35	0	23	15	2	160	13.3	
TOTALS	19	—	346	70	153	.456	26	33	.788	8	20	28	48	37	0	25	20	2	166	8.7	

3-PT. FG: 1983-84, 0-2 (.000); 1984-85, 0-2 (.000); TOTALS 0-4 (.000)

THYBULLE, MATISSE													Washington				#22				HT: 6-5				WT: 201			
													Birthdate: March 4, 1997				Drafted: 2019, 1st round (20th overall) by Boston											
G	GS	MIN	FG	FGA	PCT	FT	FTA	PCT	OFF	DEF	TOT	A	PF	D	ST	TO	BS	PTS	AVG									
2019-20	65	14	1287	112	265	.423	25	41	.610	44	63	107	79	141	0	94	51	47	305	4.7								
2020-21	65	8	1298	102	243	.420	8	18	.444	30	94	124	63	127	0	105	32	71	255	3.9								
2021-22	66	50	1685	150	300	.500	34	43	.791	42	109	151	75	158	1	115	39	71	379	5.7								
2022-23	49	6	591	50	116	.431	9	12	.750	20	43	63	23	65	0	45	8	14	130	2.7								
TOTALS	245	78	4861	414	924	.448	76	114	.667	136	309	445	240	4491	0	359	130	203	1069	4.4								

3-PT. FG: 2022-23, 21-63 (.333); TOTALS: 165-507 (.325)

PLAYOFFS																				
G	GS	MIN	FG	FGA	PCT	FT	FTA	PCT	OFF	DEF	TOT	A	PF	D	ST	TO	BS	PTS	AVG	
2019-20	4	1	75	3	7	.429	0	0	—	1	6	7	2	0	3	2	1	7	1.8	
2020-21	12	1	220	25	52	.482	2	5	.400	4	13	17	3	29	1	16	2	11	63	5.3
2021-22	9	0	137	11	24	.458	1	3	.333	2	7	9	4	15	0	7	2	7	27	3.0
TOTALS	25	2	432	39	81	.470	3	8	.375	7	26	33	9	50	1	26	6	19	97	3.9

3-PT. FG: 2019-20, 1-4 (.250); 2020-21, 11-34 (.324); TOTALS: 12-38 (.316) 3-PT. FG: 2021-22, 4-14 (.286); TOTALS: 16-52 (.308)

TOLLIVER, ANTHONY													Creighton				#43				HT: 6-8				WT: 240			
													Birthdate: June 1, 1984				Drafted: Undrafted											
G	GS	MIN	FG	FGA	PCT	FT	FTA	PCT	OFF	DEF	TOT	A	PF	D	ST	TO	BS	PTS	AVG									
2020-21	11	0	99	4	17	.235	5	6	.833	3	7	10	2	7	0	3	3	2	17	1.5								
TOTALS	11	0	99	4	17	.235	5	6	.833	3	7	10	2	7	0	3	3	2	17	1.5								

3-PT. FG: 2020-21, 4-14 (.286)

PLAYOFFS																				
G	GS	MIN	FG	FGA	PCT	FT	FTA	PCT	OFF	DEF	TOT	A	PF	D	ST	TO	BS	PTS	AVG	
2020-21	1	0	2	0	0	.000	0	0	.000	0	0	0	0	1	0	0	0	0	0	0.0
TOTALS	1	0	2	0	0	.000	0	0	.000	0	0	0	0	1	0	0	0	0	0	0.0

3-PT. FG: 2020-21, 0-0 (.000)

TONEY, ANDREW													Southwest Louisiana				#22				HT: 6-3				WT: 185			
----------------------	--	--	--	--	--	--	--	--	--	--	--	--	----------------------------	--	--	--	------------	--	--	--	----------------	--	--	--	----------------	--	--	--



ALL-TIME ROSTER

Birthdate: Nov. 23, 1957 **Drafted: 1980, 1st round (8th overall) by 76ers**

	G	GS	MIN	FG	FGA	PCT	FT	FTA	PCT	OFF	DEF	TOT	A	PF	D	ST	TO	BS	PTS	AVG
1980-81	75	57	1768	399	806	.495	161	226	.712	32	111	143	273	234	5	59	219	10	968	12.9
1981-82	77	1	1909	511	979	.522	227	306	.742	43	91	134	283	265	5	64	214	17	1274	16.5
1982-83	81	81	2474	626	1250	.501	324	411	.788	42	183	225	365	259	0	80	271	17	1598	19.7
1983-84	78	72	2556	593	1125	.527	390	465	.839	57	136	193	373	251	1	70	297	23	1588	20.4
1984-85	70	65	2237	450	914	.492	306	355	.862	35	142	177	363	211	1	65	224	24	1245	17.8
1985-86	6	0	84	11	36	.306	3	8	.375	2	3	5	12	8	0	2	7	0	25	4.2
1986-87	52	12	1058	197	437	.451	133	167	.796	16	69	85	188	78	0	18	112	8	549	10.6
1987-88	29	15	522	72	171	.421	58	72	.806	8	39	47	108	35	0	11	50	6	211	7.3
TOTALS	468	303	12608	2859	5718	.500	1602	2010	.797	235	774	1009	1965	1341	12	369	1394	105	7458	15.9

3-PT. FG: 1980-81, 9-29 (.310); 1981-82, 25-59 (.424); 1982-83, 22-76 (.289); 1983-84, 12-38 (.316); 1984-85, 39-105 (.371); 1985-86, 0-2 (.000); 1986-87, 22-67 (.328); 1987-88, 9-27 (.333); TOTALS 138-403 (.342)

PLAYOFFS

	G	GS	MIN	FG	FGA	PCT	FT	FTA	PCT	OFF	DEF	TOT	A	PF	D	ST	TO	BS	PTS	AVG
1980-81	16	—	356	77	180	.428	66	81	.815	10	27	37	54	50	0	11	54	7	221	13.8
1981-82	21	—	707	185	365	.507	82	103	.796	20	31	51	102	86	1	18	67	2	457	21.8
1982-83	12	—	357	87	185	.470	52	69	.754	11	17	28	55	43	1	11	45	1	226	18.8
1983-84	5	—	180	40	77	.519	23	30	.767	5	6	11	19	24	0	4	25	1	103	20.6
1984-85	13	—	442	83	174	.477	47	61	.770	8	24	32	66	46	0	12	50	5	219	16.8
1986-87	5	—	104	13	34	.382	2	2	1.000	2	7	9	27	16	1	2	16	2	28	5.6
TOTALS	72	—	2146	485	1015	.478	272	346	.786	56	112	168	323	265	3	58	257	18	1254	17.4

3-PT. FG: 1980-81, 1-9 (.111); 1981-82, 5-15 (.333); 1982-83, 0-5 (.000); 1983-84, 0-5 (.000); 1984-85, 6-14 (.429); 1986-87, 0-3 (.000); TOTALS 12-51 (.235)

ALL-STAR GAME

	G	GS	MIN	FG	FGA	PCT	FT	FTA	PCT	OFF	DEF	TOT	A	PF	D	ST	TO	BS	PTS	AVG
1983	1	0	18	4	5	.800	0	0	---	0	1	1	7	3	0	2	—	0	8	—
1984	1	0	22	6	11	.545	1	11.000	0	0	0	3	0	0	2	—	0	0	13	—
TOTALS	2	0	40	10	16	.625	1	11.000	0	1	1	10	3	0	4	—	0	21	10.5	

TOONE, BERNARD

Marquette **#3** **HT: 6-9** **WT: 210**
Birthdate: July 14, 1956 **Drafted: 1979, 2nd round (37th overall) by 76ers**

	G	GS	MIN	FG	FGA	PCT	FT	FTA	PCT	OFF	DEF	TOT	A	PF	D	ST	TO	BS	PTS	AVG
1979-80	23	0	124	23	64	.359	8	10	.800	12	22	34	12	20	0	4	16	5	55	2.4

3-PT. FG: 1979-80, 1-7 (.143)

PLAYOFFS

	G	GS	MIN	FG	FGA	PCT	FT	FTA	PCT	OFF	DEF	TOT	A	PF	D	ST	TO	BS	PTS	AVG
1979-80	4	—	6	0	4	.000	0	0	---	0	1	1	1	1	0	0	0	0	0	0.0

3-PT. FG: 1979-80, 0-1 (.000)

TRAPP, JOHN Q.

Nevada Southern **#31** **HT: 6-7** **WT: 215**
Birthdate: Oct. 2, 1945 **Drafted: 1968, 2nd round (15th overall) by San Diego**

	G	GS	MIN	FG	FGA	PCT	FT	FTA	PCT	OFF	DEF	TOT	A	PF	D	ST	TO	BS	PTS	AVG
1972-73	39	11	854	168	408	.412	83	112	.741	—	—	186	47	140	4	—	—	—	419	10.7

TSCHOGL, JOHN

California Santa Barbara **#26** **HT: 6-6** **WT: 210**
Birthdate: Apr. 25, 1950 **Drafted: 1972, 4th round (60th overall) by Golden St.**

	G	GS	MIN	FG	FGA	PCT	FT	FTA	PCT	OFF	DEF	TOT	A	PF	D	ST	TO	BS	PTS	AVG
1974-75	39	14	623	53	148	.358	13	22	.591	—	—	52	59	111	2	25	—	25	119	3.1

TUCKER, JIM

Duquesne **#17** **HT: 6-7** **WT: 185**
Birthdate: Dec. 11, 1932 **Drafted: N/A**

	G	GS	MIN	FG	FGA	PCT	FT	FTA	PCT	OFF	DEF	TOT	A	PF	D	ST	TO	BS	PTS	AVG
1954-55	20	—	287	39	116	.336	27	38	.711	—	—	97	12	50	0	—	—	—	105	5.3
1955-56	70	—	895	101	290	.348	66	83	.795	—	—	232	38	166	2	—	—	—	268	3.8
1956-57	9	—	110	17	44	.386	0	1	0.000	—	—	20	2	26	0	—	—	—	34	3.8
TOTALS	99	—	1292	157	450	.349	93	122	.762	—	—	349	52	242	2	—	—	—	407	4.1

PLAYOFFS

	G	GS	MIN	FG	FGA	PCT	FT	FTA	PCT	OFF	DEF	TOT	A	PF	D	ST	TO	BS	PTS	AVG
1954-55	9	—	59	8	27	.296	8	9	.889	—	—	15	1	13	0	—	—	—	24	2.7
1955-56	6	—	72	13	34	.382	6	8	.750	—	—	25	2	15	0	—	—	—	32	5.3
TOTALS	15	—	131	21	61	.344	14	17	.824	—	—	40	3	28	0	—	—	—	56	3.7

TUCKER, P.J.

Texas **#17** **HT: 6-5** **WT: 245**
Birthdate: May 5, 1985 **Drafted: 2006, 2nd round (35th overall) by Toronto**

	G	GS	MIN	FG	FGA	PCT	FT	FTA	PCT	OFF	DEF	TOT	A	PF	D	ST	TO	BS	PTS	AVG
2022-23	75	75	1920	96	225	.427	19	23	.826	95	200	295	60	180	0	39	44	15	266	3.5

3-PT. FG: 2022-23, 55-140 (.393)



ALL-TIME ROSTER

PLAYOFFS

	G	GS	MIN	FG	FGA	PCT	FT	FTA	PCT	OFF	DEF	TOT	A	PF	D	ST	TO	BS	PTS	AVG
2022-23	11	11	294	19	51	.373	2	3	.667	18	32	50	16	28	0	13	5	3	54	4.9

3-PT. FG: 2022-23, 14-40 (.350)

TUCKER, RAYJON

Little Rock

Birthdate: **Sept. 24, 1997**

#9

Drafted: **Undrafted**

HT: **6-3**

WT: **210**

	G	GS	MIN	FG	FGA	PCT	FT	FTA	PCT	OFF	DEF	TOT	A	PF	D	ST	TO	BS	PTS	AVG
2020-21	14	0	68	9	18	.500	14	19	.737	1	10	11	6	8	0	2	4	0	34	2.4

TOTALS **14 0 68 9 18 .500 14 19 .737 1 10 11 6 8 0 2 4 0 34 2.4**

3-PT. FG: 2020-21, 2-7 (.286)

PLAYOFFS

	G	GS	MIN	FG	FGA	PCT	FT	FTA	PCT	OFF	DEF	TOT	A	PF	D	ST	TO	BS	PTS	AVG
2020-21	1	0	2	0	0	.000	1	2	.500	0	0	0	0	1	0	0	0	0	1	1.0

TOTALS **1 0 2 0 0 .000 1 2 .500 0 0 0 0 0 1 0 0 0 0 1 1.0**

3-PT. FG: 2020-21, 0-0 (.000)

TURNER, ANDRE

Memphis State

Birthdate: **Dec. 13, 1964**

#4

Drafted: **1986, 3rd round (69th overall) by LA Lakers**

HT: **5-11**

WT: **160**

	G	GS	MIN	FG	FGA	PCT	FT	FTA	PCT	OFF	DEF	TOT	A	PF	D	ST	TO	BS	PTS	AVG
1990-91	70	1	1407	168	383	.439	64	87	.736	36	116	152	311	124	0	63	95	0	412	5.9

3-PT FG: 1990-91, 12-22 (.364)

PLAYOFFS

	G	GS	MIN	FG	FGA	PCT	FT	FTA	PCT	OFF	DEF	TOT	A	PF	D	ST	TO	BS	PTS	AVG
1990-91	8	—	189	21	48	.438	13	16	.813	2	11	13	35	12	0	11	8	0	58	7.3

3-PT FG: 1990-91, 3-9 (.333)

TURNER, EVAN

Ohio State

Birthdate: **Oct. 27, 1988**

#12

Drafted: **2010, 1st round (69th overall) by 76ers**

HT: **6-7**

WT: **220**

	G	GS	MIN	FG	FGA	PCT	FT	FTA	PCT	OFF	DEF	TOT	A	PF	D	ST	TO	BS	PTS	AVG
2010-11	78	14	1797	225	529	.425	101	125	.808	42	264	306	159	138	0	49	80	14	565	7.2
2011-12	65	20	1713	263	590	.446	73	108	.676	27	349	376	180	117	1	40	10	20	610	9.4
2012-13	82	82	2892	441	1053	.419	154	208	.740	56	461	517	354	197	1	71	187	17	1094	13.3
2013-14	54	54	1886	356	831	.428	189	228	.829	50	272	322	198	147	3	56	155	5	939	17.4

TOTALS **279 170 8288 1285 3003 .428 517 669 .773 175 1346 1521 891 599 5 216 527 56 3208 11.5**

3-PT FG: 2010-11, 14-44 (.318); 2011-12, 11-49 (.224); 2012-13, 58-159 (.365); 2013-14, 38-132 (.288); TOTALS, 121-384 (.315)

PLAYOFFS

	G	GS	MIN	FG	FGA	PCT	FT	FTA	PCT	OFF	DEF	TOT	A	PF	D	ST	TO	BS	PTS	AVG
2010-11	5	0	97	17	38	.447	2	2	1.000	4	19	23	4	9	0	3	0	1	40	8.0
2011-12	13	12	449	56	154	.364	33	48	.688	14	84	98	32	36	0	12	30	6	145	11.2

TOTALS **18 12 546 73 192 .380 35 50 .700 18 103 121 36 45 0 15 30 7 185 10.3**

3-PT FG: 2010-11, 4-5 (.800); 2011-12, 0-6 (.000); TOTALS, 4-11 (.364)

TYLER, B.J. (BRANDON JOE) Texas

Birthdate: **April 30, 1971**

#1

Drafted: **1994, 1st round (20th overall) by 76ers**

HT: **6-1**

WT: **185**

	G	GS	MIN	FG	FGA	PCT	FT	FTA	PCT	OFF	DEF	TOT	A	PF	D	ST	TO	BS	PTS	AVG
1994-95	55	8	809	72	189	.381	35	51	.700	13	49	62	174	58	0	36	97	2	195	3.5

VAN ARSDALE, TOM

Indiana

Birthdate: **Feb. 22, 1943**

#5

Drafted: **1965, 3rd round (15th overall) by Detroit**

HT: **6-5**

WT: **215**

	G	GS	MIN	FG	FGA	PCT	FT	FTA	PCT	OFF	DEF	TOT	A	PF	D	ST	TO	BS	PTS	AVG
1972-73	30	30	1029	195	496	.393	140	168	.833	—	—	185	62	101	1	—	—	—	530	17.7
1973-74	78	77	3041	614	1433	.428	298	350	.851	88	305	393	202	300	6	62	—	3	1526	19.6
1974-75	9	6	273	49	116	.422	28	41	.683	7	22	29	16	26	0	13	—	0	126	14.0

TOTALS **117 113 4343 858 2045 .420 466 559 .834 95 327 607 280 427 7 75 — 3 2182 18.6**

VAN HORN, KEITH

Utah

Birthdate: **Oct. 23, 1975**

#4

Drafted: **1997, 1st round (2nd overall) by New Jersey**

HT: **6-10**

WT: **255**

	G	GS	MIN	FG	FGA	PCT	FT	FTA	PCT	OFF	DEF	TOT	A	PF	D	ST	TO	BS	PTS	AVG
2002-03	74	73	2337	459	952	.482	193	240	.804	159	365	524	93	251	7	63	150	30	1176	15.9

3-PT. FG: 2002-03, 65-176 (.369)

PLAYOFFS

	G	GS	MIN	FG	FGA	PCT	FT	FTA	PCT	OFF	DEF	TOT	A	PF	D	ST	TO	BS	PTS	AVG
2002-03	12	12	402	42	110	.382	27	30	.900	24	66	90	9	41	1	10	26	2	125	10.4

3-PT. FG: 2002-03, 14-32 (.438)

VARNADO, JARVIS

Mississippi State

Birthdate: **Mar. 1, 1988**

#40

Drafted: **2010, 2nd round (41st overall) by Miami**

HT: **6-9**

WT: **230**

	G	GS	MIN	FG	FGA	PCT	FT	FTA	PCT	OFF	DEF	TOT	A	PF	D	ST	TO	BS	PTS	AVG
2013-14	23	0	337	36	60	.600	27	52	.519	19	44	63	13	61	0	10	10	29	99	4.3



ALL-TIME ROSTER

VINCENT, JAY

Michigan State

#31

HT: 6-8

WT: 220

Birthdate: June 10, 1959

Drafted: 1981, 2nd round (24th overall) by Dallas

	G	GS	MIN	FG	FGA	PCT	FT	FTA	PCT	OFF	DEF	TOT	A	PF	D	ST	TO	BS	PTS	AVG
1989-90	17	5	259	45	105	.429	33	37	.892	13	23	36	8	23	0	10	14	2	124	7.3
3-PT. FG: 1989-90 1-1 (.1000)																				

VRANES, DANNY

Utah

#20

HT: 6-8

WT: 220

Birthdate: Oct. 29, 1958

Drafted: 1981, 1st round (5th overall) by Seattle

	G	GS	MIN	FG	FGA	PCT	FT	FTA	PCT	OFF	DEF	TOT	A	PF	D	ST	TO	BS	PTS	AVG
1986-87	58	6	817	59	138	.428	21	45	.467	51	95	146	30	127	0	35	26	25	140	2.4
1987-88	57	5	772	53	121	.438	15	35	.429	45	72	117	36	100	0	27	25	33	121	2.1
TOTALS	115	11	1589	112	259	.432	36	80	.450	96	167	263	66	227	0	62	51	58	261	2.3
3-PT. FG: 1986-87, 1-5 (.200); 1987-88, 0-3 (.000); TOTALS 1-8 (.125)																				

PLAYOFFS

	G	MIN	FG	FGA	PCT	FT	FTA	PCT	OFF	DEF	TOT	A	PF	D	ST	TO	BS	PTS	AVG	
1986-87	2	3	0	0	—	0	0	—	0	3	3	0	1	0	0	0	0	0	0	0.0

VUCEVIC, NIK

USC

#8

HT: 7-0

WT: 240

Birthdate: Oct. 24, 1990

Drafted: 2011, 1st round (16th overall) by Philadelphia

	G	GS	MIN	FG	FGA	PCT	FT	FTA	PCT	OFF	DEF	TOT	A	PF	D	ST	TO	BS	PTS	AVG
2011-12	51	15	812	131	291	.450	18	34	.529	88	158	246	31	111	0	20	33	34	283	5.5
3-PT. FG: 2011-12, 3-8 (.375)																				

PLAYOFFS

	G	GS	MIN	FG	FGA	PCT	FT	FTA	PCT	OFF	DEF	TOT	A	PF	D	ST	TO	BS	PTS	AVG
2011-12	1	0	3	0	1	.000	1	2	.500	0	1	1	0	0	0	0	0	0	1	1.0

WAYNS, MAALIK

Villanova

#18

HT: 6-2

WT: 200

Birthdate: May 2, 1991

Drafted: Undrafted

	G	GS	MIN	FG	FGA	PCT	FT	FTA	PCT	OFF	DEF	TOT	A	PF	D	ST	TO	BS	PTS	AVG
2012-13	21	1	165	19	72	.264	13	15	.867	1	4	5	20	18	0	3	13	0	56	2.7
3-PT. FG: 2012-13, 5-25 (.200)																				

WALKER, CHET

Bradley

#25

HT: 6-6 1/2

WT: 215

Birthdate: Feb. 22, 1940

Drafted: 1962, 2nd round (12th overall)

	G	GS	MIN	FG	FGA	PCT	FT	FTA	PCT	OFF	DEF	TOT	A	PF	D	ST	TO	BS	PTS	AVG
1962-63	78	—	1992	352	751	.469	253	362	.699	—	—	561	83	220	3	—	—	—	957	12.3
1963-64	76	—	2775	492	1118	.440	330	464	.711	—	—	784	124	232	3	—	—	—	1314	17.3
1964-65	79	—	2187	377	936	.403	288	388	.742	—	—	528	132	200	2	—	—	—	1042	13.2
1965-66	80	—	2603	443	982	.451	335	468	.716	—	—	636	201	238	3	—	—	—	1221	15.3
1966-67	81	—	2691	561	1150	.488	445	581	.766	—	—	660	188	232	4	—	—	—	1567	19.3
1967-68	82	—	2623	539	1172	.460	387	533	.726	—	—	607	157	252	3	—	—	—	1465	17.9
1968-69	82	—	2753	554	1145	.484	369	459	.804	—	—	640	144	244	0	—	—	—	1477	18.0
TOTALS	558	—	17624	3318	7254	.457	2407	3255	.739	—	—	4416	1029	1618	18	—	—	—	9043	16.2

PLAYOFFS

	G	GS	MIN	FG	FGA	PCT	FT	FTA	PCT	OFF	DEF	TOT	A	PF	D	ST	TO	BS	PTS	AVG
1962-63	5	—	130	27	53	.509	22	30	.733	—	—	47	9	8	0	—	—	—	76	15.2
1963-64	5	—	190	30	77	.390	34	46	.739	—	—	52	13	15	0	—	—	—	94	18.8
1964-65	11	—	469	83	173	.480	57	75	.760	—	—	79	18	38	0	—	—	—	223	20.3
1965-66	5	—	181	24	64	.375	25	31	.806	—	—	37	15	18	0	—	—	—	73	14.6
1966-67	15	—	551	115	246	.467	96	119	.807	—	—	114	32	44	0	—	—	—	326	21.7
1967-68	13	—	485	86	210	.410	76	112	.679	—	—	96	24	44	1	—	—	—	248	19.1
1968-69	4	—	100	23	43	.535	8	12	.667	—	—	23	8	5	0	—	—	—	54	13.5
TOTALS	58	—	2106	388	866	.448	318	425	.748	—	—	448	119	172	1	—	—	—	1094	18.9

ALL-STAR GAME

	G	GS	MIN	FG	FGA	PCT	FT	FTA	PCT	OFF	DEF	TOT	A	PF	D	ST	TO	BS	PTS	AVG
1964	1	0	12	2	5	.400	0	0	---	—	—	0	0	1	0	—	—	—	—	4
1966	1	0	25	3	10	.300	2	3	.667	—	—	6	4	2	0	—	—	—	—	8
1967	1	0	22	6	9	.667	3	4	.750	—	—	4	1	2	0	—	—	—	—	15
TOTALS	3	0	59	11	24	.458	5	7	.714	—	—	10	5	5	0	—	—	—	—	27

WALTERS, REX

Kansas

#23

HT: 6-4

WT: 190

Birthdate: Mar. 12, 1970

Drafted: 1993, 1st round (16th overall) by New Jersey

	G	GS	MIN	FG	FGA	PCT	FT	FTA	PCT	OFF	DEF	TOT	A	PF	D	ST	TO	BS	PTS	AVG
1995-96	33	8	523	49	115	.426	36	46	.783	11	37	48	95	49	0	22	34	4	153	4.6
1996-97	59	16	1041	148	325	.455	49	62	.790	21	86	107	113	75	1	28	61	3	402	6.8
1997-98	19	0	127	11	29	.379	17	17	1.000	3	6	9	21	17	0	5	17	0	42	2.2
TOTALS	111	24	1691	208	469	.443	102	125	.816	35	129	164	229	141	1	55	112	7	597	5.4
3-PT. FG: 1995-96, 19-54 (.352); 1996-97, 57-148 (.385); 1997-98, 3-14 (.214); TOTALS, 79-216 (.366)																				

WARBINGTON, PERRY

Georgia Southern

#6

HT: 6-2

WT: 165

Birthdate: Sept. 7, 1952

Drafted: 1974, 9th round (145th overall) by 76ers

	G	GS	MIN	FG	FGA	PCT	FT	FTA	PCT	OFF	DEF	TOT	A	PF	D	ST	TO	BS	PTS	AVG
--	---	----	-----	----	-----	-----	----	-----	-----	-----	-----	-----	---	----	---	----	----	----	-----	-----





ALL-TIME ROSTER

1974-75 5 0 70 4 21 .190 2 21.000 2 6 8 16 16 0 0 0 0 10 2.0

WARD, GERRY Boston College #26 HT: 6-4 WT: 200
Birthdate: Sept 6, 1941 Drafted: 1963, 1st round (5th overall) by St. Louis

G GS MIN FG FGA PCT FT FTA PCT OFF DEF TOT A PF D ST TO BS PTS AVG
1965-66 66 — 838 67 189 .354 39 60 .650 — — 89 80 163 3 — — — 173 2.6

PLAYOFFS

G GS MIN FG FGA PCT FT FTA PCT OFF DEF TOT A PF D ST TO BS PTS AVG
1965-66 5 — 44 2 8 .250 0 1 .000 — — 5 1 11 0 — — — 4 0.8

WARE, CASPER Long Beach State #17 HT: 5-10 WT: 175
Birthdate: Jan. 17, 1990 Drafted: N/A

G GS MIN FG FGA PCT FT FTA PCT OFF DEF TOT A PF D ST TO BS PTS AVG
2013-14 9 0 116 18 42 .429 5 6 .833 0 9 9 0 11 0 8 5 0 48 5.3
3-PT. FG: 2013-14, 7-21 (.333)

WARLEY, BEN Tennessee State #14 HT: 6-6 WT: 205
Birthdate: Sept. 4, 1936 Drafted: 1961, 1st round (6th overall) by Syracuse

G GS MIN FG FGA PCT FT FTA PCT OFF DEF TOT A PF D ST TO BS PTS AVG
1962-63 26 — 206 50 111 .450 25 35 .714 — — 86 4 42 1 — — — 125 4.8
1963-64 79 — 1740 215 494 .435 220 305 .721 — — 619 71 274 5 — — — 650 8.2
1964-65 64 — 900 94 253 .372 124 176 .705 — — 277 53 170 6 — — — 312 4.9
1965-66 1 — 6 1 3 .333 0 0 --- — — 2 0 1 0 — — — 2 2.0
TOTALS 170 — 2852 360 861 .418 369 516 .715 — — 984 128 487 12 — — — 1089 6.4

PLAYOFFS

G GS MIN FG FGA PCT FT FTA PCT OFF DEF TOT A PF D ST TO BS PTS AVG
1962-63 2 — 9 0 4 .000 2 4 .500 — — 3 0 2 0 — — — 2 1.0
1963-64 4 — 85 9 23 .391 10 15 .667 — — 33 2 11 0 — — — 28 7.0
1964-65 2 — 6 0 1 .000 0 0 --- — — 1 1 1 0 — — — 0 0.0
TOTALS 8 — 100 9 28 .321 12 19 .632 — — 37 3 14 0 — — — 30 3.8

WASHINGTON, JIM Villanova #12 HT: 6-7 WT: 215
Birthdate: July 1, 1943 Drafted: 1965, 1st round (5th overall) by St. Louis

G GS MIN FG FGA PCT FT FTA PCT OFF DEF TOT A PF D ST TO BS PTS AVG
1969-70 79 — 2459 401 842 .476 204 273 .747 — — 734 104 262 5 — — — 1006 12.7
1970-71 78 — 2501 395 829 .476 259 340 .762 — — 747 97 258 6 — — — 1049 13.4
1971-72 17 11 545 68 156 .436 55 67 .821 — — 135 25 59 3 — — — 191 11.2
TOTALS 174 11 5503 864 1827 .473 518 680 .762 — — 1616 226 579 14 — — — 2246 12.9

PLAYOFFS

G GS MIN FG FGA PCT FT FTA PCT OFF DEF TOT A PF D ST TO BS PTS AVG
1969-70 5 — 167 25 57 .439 13 23 .565 — — 49 9 18 0 — — — 63 12.6
1970-71 7 — 216 27 61 .443 26 36 .722 — — 48 10 24 1 — — — 80 11.4
TOTALS 12 — 383 52 118 .441 39 59 .661 — — 97 19 42 1 — — — 143 11.9

WASHINGTON, WILSON Old Dominion #52 HT: 6-10 WT: 235
Birthdate: Aug. 3, 1955 Drafted: 1977, 2nd round (25th overall) by 76ers

G GS MIN FG FGA PCT FT FTA PCT OFF DEF TOT A PF D ST TO BS PTS AVG
1977-78 14 0 38 8 19 .421 3 6 .500 2 12 14 1 3 0 1 10 2 19 1.4

WEATHERSPOON, CLARENCE Southern Mississippi #35 HT: 6-7 WT: 240
Birthdate: Sept. 8, 1970 Drafted: 1992, 1st round (9th overall) by 76ers

G GS MIN FG FGA PCT FT FTA PCT OFF DEF TOT A PF D ST TO BS PTS AVG
1992-93 82 82 2654 494 1053 .469 291 408 .713 179 410 589 147 188 1 85 176 67 1280 15.6
1993-94 82 82 3147 602 1246 .483 298 430 .693 254 578 832 192 152 0 100 195 116 1506 18.4
1994-95 76 76 2991 543 1238 .439 283 377 .751 144 382 526 215 195 1 115 191 67 1373 18.1
1995-96 78 75 3094 491 1015 .484 318 426 .746 237 516 753 158 214 3 112 179 108 1300 16.7
1996-97 82 82 2949 398 811 .491 206 279 .738 219 460 679 140 187 0 74 137 86 1003 12.2
1997-98 48 18 1290 141 331 .426 123 174 .707 109 227 336 40 108 1 43 69 52 405 8.4
TOTALS 448 415 16127 2669 5694 .469 1519 2094 .725 1142 2573 3715 892 1044 6 529 947 496 6867 15.3
3-PT. FG: 1992-93, 1-4 (.250); 1993-94, 4-17 (.235); 1994-95, 4-21 (.190); 1995-96, 0-2 (.000); 1996-97 1-6 (.167); 1997-98 0-0 (---);
TOTALS, 10-50 (.200)

WEBBER, CHRIS Michigan #4 HT: 6-10 WT: 245
Birthdate: March 1, 1973 Drafted: 1993, 1st round (1st overall) by Orlando

G GS MIN FG FGA PCT FT FTA PCT OFF DEF TOT A PF D ST TO BS PTS AVG
2004-05 21 21 702 143 366 .391 38 49 .776 36 129 165 66 70 3 26 49 19 328 15.6
2005-06 75 75 2893 617 1422 .434 263 348 .756 184 557 741 256 219 1 103 182 62 1518 20.2
2006-07 18 18 544 89 230 .387 18 28 .643 37 112 149 61 36 0 18 33 15 198 11.0
TOTALS 114 114 4139 849 2018 .421 319 425 .751 257 798 1055 383 325 4 147 264 96 2044 17.9
3-PT FG: 2004-05, 4-15 (.267); 2005-06, 21-77 (.273); 2006-07, 2-5 (.400); TOTALS, 27-97 (.278)

PLAYOFFS

G GS MIN FG FGA PCT FT FTA PCT OFF DEF TOT A PF D ST TO BS PTS AVG
2004-05 5 5 186 39 95 .411 12 16 .750 12 17 29 14 20 0 6 11 1 95 19.0
3-PT FG: 2004-05, 5-14 (.357)



ALL-TIME ROSTER

WEEMS, SONNY

Arkansas
Birthdate: July 8, 1986

#9
Drafted: 2008, 2nd round (39th overall) by Chicago

HT: 6-6

WT: 205

	G	GS	MIN	FG	FGA	PCT	FT	FTA	PCT	OFF	DEF	TOT	A	PF	D	ST	TO	BS	PTS	AVG
2015-16	7	0	78	7	21	.333	1	2	.500	1	11	12	2	7	0	0	4	0	17	2.4
3-PT. FG:	2015-16, 2-9 (.222)																			

WEISS, BOB

Penn State
Birthdate: May 7, 1942

#12
Drafted: 1965, 3rd round (18th overall) by 76ers

HT: 6-3

WT: 180

	G	GS	MIN	FG	FGA	PCT	FT	FTA	PCT	OFF	DEF	TOT	A	PF	D	ST	TO	BS	PTS	AVG
1965-66	7	—	30	3	9	.333	0	0	---	—	—	7	4	10	0	—	—	—	6	0.9
1966-67	6	—	29	5	10	.500	2	5	.400	—	—	3	10	8	0	—	—	—	12	2.0
TOTALS	13	—	59	8	19	.421	2	5	.400	—	—	10	14	18	0	—	—	—	18	1.4

PLAYOFFS

	G	GS	MIN	FG	FGA	PCT	FT	FTA	PCT	OFF	DEF	TOT	A	PF	D	ST	TO	BS	PTS	AVG
1966-67	1	—	4	2	3	.667	0	0	---	—	—	2	2	1	0	—	—	—	4	4.0

WELP, CHRIS

Washington
Birthdate: Jan. 2, 1964

#44
Drafted: 1987, 1st round (16th overall) by 76ers

HT: 7-0

WT: 245

	G	GS	MIN	FG	FGA	PCT	FT	FTA	PCT	OFF	DEF	TOT	A	PF	D	ST	TO	BS	PTS	AVG
1987-88	10	0	132	18	31	.581	12	18	.667	11	13	24	5	25	0	5	9	5	48	4.8
1988-89	72	0	843	99	222	.446	48	73	.658	59	134	193	29	176	0	23	42	41	246	3.4
TOTALS	82	0	975	117	253	.462	60	91	.659	70	147	217	34	201	0	28	51	46	294	3.6
3-PT. FG:	1988-89, 0-1 (.000)																			

PLAYOFFS

	G	GS	MIN	FG	FGA	PCT	FT	FTA	PCT	OFF	DEF	TOT	A	PF	D	ST	TO	BS	PTS	AVG
1988-89	3	—	22	1	3	.333	0	2	.000	0	7	7	0	7	0	0	1	0	2	0.7

WESLEY, WALT

Kansas
Birthdate: Apr. 25, 1945

#26
Drafted: 1966, 1st round (6th overall) by Cincinnati

HT: 6-11

WT: 230

	G	GS	MIN	FG	FGA	PCT	FT	FTA	PCT	OFF	DEF	TOT	A	PF	D	ST	TO	BS	PTS	AVG
1974-75	4	0	33	5	9	.556	2	4	.500	4	4	8	1	8	0	—	—	0	12	3.0

WHITE, HUBIE

Villanova
Birthdate: Jan. 26, 1940

#23
Drafted: 1962, 2nd round (14th overall) by Philadelphia

HT: 6-4

WT: 205

	G	GS	MIN	FG	FGA	PCT	FT	FTA	PCT	OFF	DEF	TOT	A	PF	D	ST	TO	BS	PTS	AVG
1963-64	23	—	196	31	105	.295	17	28	.607	—	—	42	12	28	0	—	—	—	79	3.4

WIGGINS, MITCHELL

Florida State
Birthdate: Sept. 28, 1959

#23
Drafted: 1983, 1st round (23rd overall) by Indiana

HT: 6-4

WT: 185

	G	GS	MIN	FG	FGA	PCT	FT	FTA	PCT	OFF	DEF	TOT	A	PF	D	ST	TO	BS	PTS	AVG
1991-92	49	0	569	88	229	.384	35	51	.686	43	51	94	22	67	0	20	25	1	211	4.3
3-PT. FG:	1991-92, 0-1 (.000)																			

WILKINS, DAMIEN

Georgia
Birthdate: Jan. 11, 1980

#8
Drafted: Undrafted

HT: 6-6

WT: 225

	G	GS	MIN	FG	FGA	PCT	FT	FTA	PCT	OFF	DEF	TOT	A	PF	D	ST	TO	BS	PTS	AVG
2012-13	61	21	1095	145	316	.459	81	109	.743	32	73	105	91	98	0	37	49	18	388	6.4
3-PT. FG:	2012-13, 17-51 (.333)																			

WILKINS, EDDIE LEE

Gardner Webb
Birthdate: May 7, 1962

#45
Drafted: 1984, 6th round (133rd overall) by New York

HT: 6-10

WT: 265

	G	GS	MIN	FG	FGA	PCT	FT	FTA	PCT	OFF	DEF	TOT	A	PF	D	ST	TO	BS	PTS	AVG
1992-93	26	0	192	55	97	.567	48	78	.615	14	26	40	2	34	1	7	17	1	158	6.1
3-PT. FG:	1992-93, 0-2 (.000)																			

WILLIAMS, ELLIOT

Memphis
Birthdate: June 20, 1989

#25
Drafted: 2010, 1st round (22nd overall) by Portland

HT: 6-5

WT: 180

	G	GS	MIN	FG	FGA	PCT	FT	FTA	PCT	OFF	DEF	TOT	A	PF	D	ST	TO	BS	PTS	AVG
2013-14	67	2	1157	140	337	.415	87	119	.731	30	100	130	72	126	0	35	68	3	404	6.0
3-PT. FG:	2013-14, 37-125 (.296)																			

WILLIAMS, JAYSON

St. John's
Birthdate: Feb. 22, 1968

#55
Drafted: 1990, 1st round (21st overall) by Phoenix

HT: 6-10

WT: 240

	G	GS	MIN	FG	FGA	PCT	FT	FTA	PCT	OFF	DEF	TOT	A	PF	D	ST	TO	BS	PTS	AVG
1990-91	52	1	508	72	161	.447	37	56	.661	41	70	111	16	92	1	9	40	6	182	3.5
1991-92	50	8	646	75	206	.364	56	88	.636	62	83	145	12	110	1	20	44	20	206	4.1
TOTALS	102	9	1154	147	367	.401	93	144	.646	103	153	256	28	202	2	29	84	26	388	3.8
3-PT. FG:	1990-91, 1-2 (.500)																			

WILLIAMS, LOU

South Gwinnett HS (Ga.)
Birthdate: Oct. 27, 1986

#23
Drafted: 2005, 2nd round (45th overall) by 76ers

HT: 6-1

WT: 175

	G	GS	MIN	FG	FGA	PCT	FT	FTA	PCT	OFF	DEF	TOT	A	PF	D	ST	TO	BS	PTS	AVG
2005-06	30	0	145	23	52	.442	8	13	.615	3	16	19	10	13	0	5	13	0	56	1.9
2006-07	61	0	688	93	211	.441	64	92	.696	17	53	70	110	42	0	22	46	1	262	4.3
2007-08	80	0	1862	319	752	.424	227	290	.783	41	126	167	253	130	0	81	125	13	920	11.5
2008-09	81	0	1919	336	844	.398	304	385	.790	36	129	165	242	128	0	85	151	14	1039	12.8
2009-10	64	38	1911	318	677	.470	192	233	.824	25	162	187	268	110	1	80	106	15	898	14.0
2010-11	75	0	1747	323	795	.406	293	356	.823	32	117	149	252	128	1	47	102	17	1027	13.7



ALL-TIME ROSTER

2011-12 64 0 1682 318 782 407 237 292 .812 30 125 155 221 90 0 53 71 18 956 14.9
TOTALS 455 38 9955 1730 4113 .421 1325 1661 .798 184 728 912 1356 641 2 373 614 78 5158 11.3
 3-PT. FG: 2005-06, 2-9 (.222); 2006-07, 12-37 (.324); 2007-08, 55-153 (.359); 2008-09, 63-220 (.286); 2009-10, 70-206 (.340); 2010-11, 88-253 (.348); 2011-12, 83-229 (.362); **TOTALS, 373-1107 (.337)**

PLAYOFFS

G	GS	MIN	FG	FGA	PCT	FT	FTA	PCT	OFF	DEF	TOT	A	PF	D	ST	TO	BS	PTS	AVG	
2007-08	6	0	135	24	60	4.00	22	30	733	3	9	12	12	11	0	6	7	0	72	12.0
2008-09	6	0	149	21	51	.412	10	15	.667	2	13	15	17	10	0	3	12	1	58	9.7
2010-11	5	0	130	17	52	.327	14	19	.737	0	8	8	15	6	0	5	4	0	54	10.8
2011-12	13	0	358	50	142	.352	41	52	.788	3	24	27	39	17	0	13	16	0	149	11.5
TOTALS	30	0	772	112	305	.367	87	116	.750	8	54	62	83	44	0	27	39	1	333	11.1

3 P.T. FG: 2007-08, 2-9 (.222); 2008-09, 6-16 (.375); 2010-11, 6-20 (.300); 2011-12, 8-48 (.167); **TOTALS, 22-93 (.237)**

WILLIAMS, MONTY

Notre Dame #5 **HT: 6-8** **WT: 225**
 Birthdate: Oct. 8, 1971 Drafted: 1994, 1st round (24th overall) by New York

G	GS	MIN	FG	FGA	PCT	FT	FTA	PCT	OFF	DEF	TOT	A	PF	D	ST	TO	BS	PTS	AVG	
2002-03	21	2	276	34	80	4.25	24	32	.750	12	33	45	26	33	0	12	17	5	92	4.4
2003-04	INJURED LIST - LEFT KNEE PAIN (TRADED TO ORLANDO ON 12/23/03)																			

3 P.T. FG: 2002-03, 0-2 (.000)

PLAYOFFS

G	GS	MIN	FG	FGA	PCT	FT	FTA	PCT	OFF	DEF	TOT	A	PF	D	ST	TO	BS	PTS	AVG	
2002-03	10	0	96	8	23	.348	3	4	.750	7	8	15	0	12	0	2	4	0	19	1.9

3 P.T. FG: 2002-03, 0-1 (.000)

WILLIAMS, SAM

Arizona State #33 **HT: 6-8** **WT: 215**
 Birthdate: Mar. 7, 1959 Drafted: 1981, 2nd round (33rd overall) by Golden St.

G	GS	MIN	FG	FGA	PCT	FT	FTA	PCT	OFF	DEF	TOT	A	PF	D	ST	TO	BS	PTS	AVG	
1983-84	70	12	1375	193	405	.477	86	133	.647	117	209	326	60	203	3	62	96	103	472	6.7
1984-85	46	8	488	58	148	.392	28	47	.596	38	68	106	11	92	1	26	44	26	144	3.1
TOTALS	116	20	1863	251	553	.454	114	180	.633	155	277	432	71	295	4	88	140	129	616	5.3

3-P.T. FG: 1983-84, 0-1 (.000); 1984-85, 0-1 (.000); **TOTALS, 0-2 (.000)**

PLAYOFFS

G	GS	MIN	FG	FGA	PCT	FT	FTA	PCT	OFF	DEF	TOT	A	PF	D	ST	TO	BS	PTS	AVG	
1983-84	4	—	55	2	8	.250	1	2	.500	1	5	6	3	7	0	2	5	6	5	1.3
1984-85	5	—	26	1	6	.167	3	10	.300	4	8	12	0	2	0	0	4	0	5	1.0
TOTALS	9	9	81	3	14	.214	4	12	.333	5	13	18	3	9	0	2	9	6	10	1.1

3-P.T. FG: 1983-84, 0-1 (.000); 1984-85, 0-1 (.000); **TOTALS, 0-2 (.000)**

WILLIAMS, SCOTT

North Carolina #55 **HT: 6-10** **WT: 230**
 Birthdate: March 24, 1968 Drafted: Undrafted (1990)

G	GS	MIN	FG	FGA	PCT	FT	FTA	PCT	OFF	DEF	TOT	A	PF	D	ST	TO	BS	PTS	AVG	
1994-95	77	43	1781	206	434	.475	79	107	.738	173	312	485	59	237	4	71	84	40	491	6.4
1995-96	13	1	193	15	29	.517	10	12	.833	13	33	46	5	27	0	6	8	7	40	3.1
1996-97	62	52	1317	162	318	.509	38	55	.891	155	242	397	41	206	5	44	50	41	362	5.8
1997-98	58	7	801	93	213	.437	51	63	.810	87	124	211	29	132	0	17	30	21	237	4.1
1998-99	2	0	17	0	2	.000	0	---	1	1	2	1	1	4	0	2	2	1	0	0.0
TOTALS	212	103	4109	476	996	.478	178	237	.751	429	712	1141	135	606	9	140	174	110	1130	5.3

3-P.T. FG: 1994-95, 0-7 (.000); 1995-96, 0-2 (.000); 1996-97, 0-2 (.000); 1997-98, 0-5 (.000); 1998-99, 0-0 (.000); **TOTALS, 0-16 (.000)**

WILLIAMSON, CORLISS

Arkansas #14 **HT: 6-7** **WT: 245**
 Birthdate: Dec. 4, 1973 Drafted: 1995, 1st round (13th overall) by Sacramento

G	GS	MIN	FG	FGA	PCT	FT	FTA	PCT	OFF	DEF	TOT	A	PF	D	ST	TO	BS	PTS	AVG	
2004-05	48	5	1056	194	417	.465	130	165	.788	73	105	178	43	144	1	26	60	12	518	10.8

WILSON, GEORGE

Cincinnati #16 **HT: 6-8** **WT: 230**
 Birthdate: May 9, 1942 Drafted: 1964, 1st territorial pick by Cincinnati

G	GS	MIN	FG	FGA	PCT	FT	FTA	PCT	OFF	DEF	TOT	A	PF	D	ST	TO	BS	PTS	AVG	
1968-69	38	—	552	81	182	.445	60	84	.714	—	—	216	32	87	1	—	—	—	222	5.8
1969-70	67	—	836	118	304	.388	122	172	.709	—	—	317	52	145	3	—	—	—	358	5.3
TOTALS	105	—	1388	199	486	.409	182	256	.711	—	—	533	84	232	4	—	—	—	580	5.5

PLAYOFFS

G	GS	MIN	FG	FGA	PCT	FT	FTA	PCT	OFF	DEF	TOT	A	PF	D	ST	TO	BS	PTS	AVG	
1968-69	5	—	45	0	7	.000	3	4	.750	—	—	18	8	9	0	—	—	—	3	0.6
1969-70	2	—	23	4	13	.308	1	11	.000	—	—	12	1	4	0	—	—	—	9	4.5
TOTALS	7	—	68	4	20	.200	4	5	.800	—	—	30	9	13	0	—	—	—	12	1.7

WILSON, TREVOR

UCLA #30 **HT: 6-8** **WT: 215**
 Birthdate: March 16, 1968 Drafted: 1990, 2nd round (36th overall) by Atlanta

G	GS	MIN	FG	FGA	PCT	FT	FTA	PCT	OFF	DEF	TOT	A	PF	D	ST	TO	BS	PTS	AVG	
1995-96	6	0	79	10	20	.500	3	4	.750	7	14	4	4	0	3	1	0	0	23	3.8

WINGATE, DAVID

Georgetown #25 **HT: 6-5** **WT: 185**
 Birthdate: Dec. 15, 1963 Drafted: 1986, 2nd round (44th overall) by 76ers

G	GS	MIN	FG	FGA	PCT	FT	FTA	PCT	OFF	DEF	TOT	A	PF	D	ST	TO	BS	PTS	AVG	
1986-87	77	9	1612	259	602	.430	149	201	.741	70	86	156	155	169	1	93	128	19	680	8.8
1987-88	61	22	1419	218	545	.400	99	132	.750	44	57	101	119	125	0	47	104	22	545	8.9
1988-89	33	6	372	54	115	.470	27	34	.794	12	25	37	73	43	0	9	35	2	137	4.2
TOTALS	171	37	3403	531	1262	.419	275	367	.749	126	168	294	347	337	1	149	267	43	1362	8.0

3-P.T. FG: 1986-87, 13-52 (.250); 1987-88, 10-40 (.250); 1988-89, 2-6 (.333); **TOTALS, 25-98 (.255)**



ALL-TIME ROSTER

PLAYOFFS

	G	GS	MIN	FG	FGA	PCT	FT	FTA	PCT	OFF	DEF	TOT	A	PF	D	ST	TO	BS	PTS	AVG
1986-87	5	—	90	15	37	.405	9	14	.643	5	7	12	9	11	1	5	8	1	41	8.2
3-PT. FG: 1986-87 2-2, 1.000																				

WINTERS, VOISE

	G	GS	MIN	FG	FGA	PCT	FT	FTA	PCT	OFF	DEF	TOT	A	PF	D	ST	TO	BS	PTS	AVG
1985-86	4	0	17	3	13	.231	0	0	---	0	2	3	0	1	0	1	2	0	6	1.5
3-PT. FG: 1985-86, 0-1 (.000)																				

WOHL, DAVE

	G	GS	MIN	FG	FGA	PCT	FT	FTA	PCT	OFF	DEF	TOT	A	PF	D	ST	TO	BS	PTS	AVG
1971-72	79	32	1628	243	567	.429	156	206	.757	—	—	150	228	229	2	—	—	—	642	8.1

WOOD, CHRISTIAN

	G	GS	MIN	FG	FGA	PCT	FT	FTA	PCT	OFF	DEF	TOT	A	PF	D	ST	TO	BS	PTS	AVG
2015-16	17	0	145	22	53	.415	13	21	.619	13	25	38	3	11	0	5	2	7	61	3.6
3-PT. FG: 2015-16, 4-11 (.364)																				

WOOD, LEON

	G	GS	MIN	FG	FGA	PCT	FT	FTA	PCT	OFF	DEF	TOT	A	PF	D	ST	TO	BS	PTS	AVG
1984-85	38	1	269	50	134	.373	18	26	.692	3	15	18	45	17	0	8	25	0	122	3.2
1985-86	29	1	455	57	136	.419	27	34	.794	9	18	27	75	24	0	14	20	0	154	5.3
TOTALS	67	2	724	107	270	.396	45	60	.750	12	33	45	120	41	0	22	45	0	276	4.1
3-PT. FG: 1984-85 4-30; 1985-86 8-13-29; TOTALS 17-59, .288																				

PLAYOFFS

	G	GS	MIN	FG	FGA	PCT	FT	FTA	PCT	OFF	DEF	TOT	A	PF	D	ST	TO	BS	PTS	AVG
1984-85	5	—	15	4	9	.444	6	8	.750	0	1	1	2	0	0	0	3	0	14	2.8
3-PT. FG: 1984-85 0-1, .000																				

WOOLRIDGE, ORLANDO

	G	GS	MIN	FG	FGA	PCT	FT	FTA	PCT	OFF	DEF	TOT	A	PF	D	ST	TO	BS	PTS	AVG
1993-94	74	1	1955	364	773	.471	208	302	.689	103	195	298	139	186	1	41	142	56	937	12.0
3-PT. FG: 1-14, .071																				

WRIGHT, DORELL

	G	GS	MIN	FG	FGA	PCT	FT	FTA	PCT	OFF	DEF	TOT	A	PF	D	ST	TO	BS	PTS	AVG
2012-13	79	8	1783	237	599	.396	120	141	.851	42	260	302	150	98	0	62	64	35	729	9.2
3-PT. FG: 2012-13, 135-361 (.374)																				

WRIGHT, SHARONE

	G	GS	MIN	FG	FGA	PCT	FT	FTA	PCT	OFF	DEF	TOT	A	PF	D	ST	TO	BS	PTS	AVG
1994-95	79	49	2044	361	776	.465	182	282	.645	191	281	472	48	246	5	37	151	104	904	11.4
1995-96	46	32	1136	183	384	.477	117	186	.629	124	175	299	27	125	2	24	81	39	483	10.5
TOTALS	125	81	3180	544	1160	.469	299	468	.639	315	456	771	75	371	7	61	232	143	1387	11.1
3-PT. FG: 1994-95 0-8; 1995-96 0-0; TOTALS 0-8, .000																				

WROTEN, TONY

	G	GS	MIN	FG	FGA	PCT	FT	FTA	PCT	OFF	DEF	TOT	A	PF	D	ST	TO	BS	PTS	AVG
2013-14	72	16	1765	345	808	.427	209	326	.641	69	159	228	217	151	1	78	204	16	939	13.0
2014-15	30	15	895	175	434	.403	120	180	.667	22	64	86	157	72	1	48	113	8	507	16.9
2015-16	8	3	144	22	65	.338	20	37	.541	2	19	21	20	11	0	3	29	0	67	8.4
TOTALS	110	34	2804	542	1307	.415	80	347	.631	93	242	335	394	234	2	129	346	24	1513	13.8
3-PT. FG: 2013-14, 40-188 (.213); 2014-15, 37-142 (.261); 2015-16, 3-17 (.176); TOTALS 80-347 (.231)																				

YARDLEY III, GEORGE

	G	GS	MIN	FG	FGA	PCT	FT	FTA	PCT	OFF	DEF	TOT	A	PF	D	ST	TO	BS	PTS	AVG
1958-59*	61	—	1839	446	1042	.428	317	407	.779	—	—	431	65	159	3	—	—	—	1209	19.8
1959-60	73	—	2402	546	1205	.453	381	467	.816	—	—	579	122	227	2	—	—	—	1473	20.2
TOTALS	134	—	4241	992	2247	.441	698	874	.799	—	—	1010	187	386	5	—	—	—	2682	20.0

PLAYOFFS

	G	GS	MIN	FG	FGA	PCT	FT	FTA	PCT	OFF	DEF	TOT	A	PF	D	ST	TO	BS	PTS	AVG
1958-59	3	—	333	83	189	.439	60	70	.857	—	—	87	21	29	0	—	—	—	226	25.1
1959-60	9	—	88	15	39	.385	10	12	.833	—	—	17	1	9	0	—	—	—	40	13.3
TOTALS	12	—	421	98	228	.430	70	82	.854	—	—	104	22	38	0	—	—	—	266	22.2

ALL-STAR GAME

	G	GS	MIN	FG	FGA	PCT	FT	FTA	PCT	OFF	DEF	TOT	A	PF	D	ST	TO	BS	PTS	AVG
1960	1	0	16	5	9	.556	1	2	.500	—	—	3	0	—	—	—	—	—	11	11.0

YATES, BARRY

	G	GS	MIN	FG	FGA	PCT	FT	FTA	PCT	OFF	DEF	TOT	A	PF	D	ST	TO	BS	PTS	AVG
1971-72	24	1	144	31	83	.373	7	11	.636	—	—	40	7	14	0	—	—	—	69	2.9



ALL-TIME ROSTER

76ERS ALL-TIME ROSTER BY SCHOOL

Alabama	MICHAEL ANSLEY	Colorado	ALEC BURKS
Alabama	JIM FARMER	Colorado State	BOB RULE
Alabama	DERRICK McKEY	Colorado State	DALE SCHLUETER
Albany State	CALDWELL JONES	Colorado State	JASON SMITH
Albany State	CHARLES JONES	Connecticut	TOBY KIMBALL
American International	MARIO ELIE	Connecticut	BRUCE KUCZENSKI
Appalachian State	BELUS VAN SMAWLEY	Connecticut	KEVIN OLLIE
Arizona	CONIEL NORMAN	Connecticut	DONYELL MARSHALL
Arizona	T.J. MCCONNELL	Cornell	EDWARD PETERSON
Arizona	ERIC MONEY	Creighton	BENOIT BENJAMIN
Arizona	ANDRE IGUODALA	Creighton	RODNEY BUFORD
Arizona	JERRYD BAYLESS	Creighton	KYLE KORVER
Arizona State	LIONEL HOLLINS	Creighton	JUSTIN PATTON
Arizona State	KURT NIMPHIUS	Creighton	ANTHONY TOLLIVER
Arizona State	SAM WILLIAMS	Croatia	TONI KUKOC
Arizona State	ISAAC AUSTIN	Davidson	FRED HETZEL
Arkansas	ANDREW LANG	Dayton	Chris Johnson
Arkansas	SONNY WEEEMS	Dayton	DON MAY
Arkansas	CORLISS WILLIAMSON	Dayton	DON SMITH
Arkansas	ISAIAH JOE	DePaul	BATO GOVEDARICA
Arkansas	MASON JONES	DePaul	STEVEN HUNTER
Arkansas Little Rock	JIM LAMPLEY	Detroit	EARL CURETON
Arkansas Little Rock	PETE MYERS	DePaul	TERRY CUMMINGS
Arkansas Little Rock	RAYJON TUCKER	DePaul	WILSON CHANDLER
Assumption	JAKE JONES	DePaul	PAUL REED
Auburn	CHARLES BARKLEY	Detroit-Mercy	WILLIE GREEN
Baylor	BRIAN SKINNER	Drake	JEFF HALLIBURTON
Boston College	GERRY WARD	Drake	LEWIS LLOYD
Boston College	DANA BARROS	Duke	ALAA ABDELNABY
Bowling Green	AL BIANCHI	Duke	ELTON BRAND
Bowling Green	ANTONIO DANIELS	Duke	JOHNNY DAWKINS
Bowling Green	RICHAUN HOLMES	Duke	MIKE GMINSKI
Bradley	BARNEY CABLE	Duke	DAVID HENDERSON
Bradley	CHET WALKER	Duke	GERALD HENDERSON
Bradley	MITCHELL ANDERSON	Duke	ART HEYMAN
Bradley	VOISE WINTERS	Duke	ANTONIO LANG
Bradley	HERSEY HAWKINS	Duke	ROSHOWN McLEOD
Bradley	ANTHONY PARKER	Duke	JAHLLIL OKAFOR
Bridgeport	MANUTE BOL	Duke	SHAVLIK RANDOLPH
Brigham Young	CRAIG RAYMOND	Duke	JJ REDICK
Brigham Young	SHAWN BRADLEY	Duke	JIM SPANARKE
Brigham Young	BRANDON DAVIES	Duke	SETH CURRY
Bucknell	MIKE MUSCALA	Duquesne	DERRICK ALSTON
Cal State Fullerton	BRUCE BOWEN	Duquesne	JIM TUCKER
Cal State Long Beach	JAMES ENNIS III	Elon	JESSE BRANSON
California (Irvine)	SCOTT BROOKS	Evans H.S. (Orlando, FL)	DARRYL DAWKINS
California (Irvine)	BOB THORNTON	Fairfield	DENG GAI
California	DARRALL IMHOFF	F.C. Barcelona	EFTHIMIOS RENTZIAS
California	MARK McNAMARA	Florida	AL HORFORD
California	KEBU STEWART	Florida	VERNON MAXWELL
California	FRANCISCO ELSON	Florida	MARREESE SPEIGHTS
California Fullerton	LEON WOOD	Florida	COREY BREWER
California Santa Barbara	JAMES NUNNALLY	Florida A&M	CLEMON JOHNSON
California Santa Barbara	BRIAN SHAW	Florida International	RAJA BELL
California Santa Barbara	JOHN TSCHOGL	Florida State	THARON MAYES
Canisius	LEROY CHOLLET	Florida State	MITCHELL WIGGINS
Canisius	AL MASINO	Fordham	ED CONLIN
Charleston (W.Va.)	GEORGE KING, JR.	Fresno State	RON ANDERSON
Cincinnati	CORIE BLOUNT	Furman	FRANK SELVEY
Cincinnati	CONNIE DIERKING	Gardner Webb	EDDIE LEE WILKINS
Cincinnati	ART LONG	George Washington	MIKE BROWN
Cincinnati	KENNY SATTERFIELD	George Washington	JOE HOLUP
Cincinnati	GEORGE WILSON	Georgetown	RAY CORLEY
Cincinnati	GARY CLARK	Georgetown	ALLEN IVERSON
Clemson	TREVOR BOOKER	Georgetown	JAREN JACKSON
Clemson	GREG BUCKNER	Georgetown	DIKEMBE MUTOMBO
Clemson	K.J. McDANIELS	Georgetown	HOLLIS THOMPSON
Clemson	SHARONE WRIGHT	Georgetown	HENRY SIMS
Cleveland State	FRANKLIN EDWARDS	Georgetown	DAVID WINGATE



ALL-TIME ROSTER

76ERS ALL-TIME ROSTER BY SCHOOL

Georgetown	GREG MONROE	Long Beach State	LUCIOUS HARRIS
Georgia	JUMAINE JONES	Long Beach State	Casper Ware
Georgia Southern	MICHAEL CURRY	Long Island University	LUTHER GREEN
Georgia Southern	PERRY WARBINGTON	Louisville	FOREST ABLE
Georgia State	LANARD COPELAND	Louisville	JEROME HARMON
Georgia Tech	MATT GEIGER	Louisville	BOB LOCHMUELLER
Georgia Tech	MATT HARPRING	Louisville	KENNY PAYNE
Georgia Tech	ALVIN JONES	Louisville	DEREK SMITH
Georgia Tech	BRIAN OLIVER	Louisiana (Lafayette)	SHAWN LONG
Georgia Tech	THADDEUS YOUNG	Loyola (Chicago)	ED EARLE
Grambling State	BOB HOPKINS	Loyola (Chicago)	MIKE NOVAK
Grant Tech	ED LOFGRAN	Loyola (La.)	LEROY CHOLLET
Guilford	LLOYD (WORLD) FREE	Loyola Marymount	COREY GAINES
Guilford	BOB KAUFFMAN	LSU	STANLEY ROBERTS
Hampton	RICK MAHORN	LSU	BEN SIMMONS
Hardin Simmons	HARVEY CATCHINGS	LSU	JABARI SMITH
Hawaii	TREVOR RUFFIN	Marquette	DARIUS JOHNSON-ODOM
Hawaii	RED ROCHA	Marquette	BERNARD TOONE
Hofstra	SPEEDY CLAXTON	Marquette	JIMMY BUTLER
Holy Cross	TOGO PALAZZI	Marshall	HAL GREER
Houston	MICHAEL YOUNG	Maryland	BEN COLEMAN
Houston	JONATHON SIMMONS	Maryland	JERRY GREENSPAN
Idaho State	STEVE HAYES	Maryland	ALBERT KING
Illinois	JOHN (RED) KERR	Maryland	TONY MASSENBURG
Illinois	WALLY OSTERKON	Maryland	JOE SMITH
Illinois	MIKE PRICE	Maryland	BARRY YATES
Illinois	DAVE SCHOLZ	Massachusetts	JULIUS ERVING
Illinois State	DOUG COLLINS	Massachusetts	AL SKINNER
Indiana	CLARENCE (BUTCH) CARTER	Memphis	RODNEY CARNEY
Indiana	DICK FARLEY	Memphis	ADONIS THOMAS
Indiana	GREG GRAHAM	Memphis	ELLIOT WILLIAMS
Indiana	ALAN HENDERSON	Memphis State	VINCENT ASKEW
Indiana	GEORGE McGINNIS	Memphis State	ANDRE TURNER
Indiana	TOM VAN ARSDALE	Miami (Ohio)	FRED FOSTER
Iona	SEAN GREEN	Miami (Fla.)	TIM JAMES
Iona	JEFF RULAND	Miami (Fla.)	JOHN SALMONS
Iowa	REGGIE EVANS	Michigan	TREY BURKE
Iowa	NOBLE JORGENSEN	Michigan	RICKEY GREEN
Iowa	GREG STOKES	Michigan	BOB HARRISON
Iowa State	CRAIG BRACKINS	Michigan	SEAN HIGGINS
Iowa State	JEFF GRAYER	Michigan	TIM McCORMICK
Iowa State	JEFF HORNACEK	Michigan	DARIUS MORRIS
Iowa State	MARIAL SHAYOK	Michigan	GLENN ROBINSON III
IUPUI	GEORGE HILL	Michigan	NIK STAUSKAS
Jackson H.S. (Queens, NY)	LLOYD DANIELS	Michigan	CHRIS WEBBER
Kansas	BILL BRIDGES	Michigan	IGNAS BRAZDEIKIS
Kansas	WILT CHAMBERLAIN	Michigan State	TERRY FURLOW
Kansas	JOEL EMBIID	Michigan State	JOHN GREEN
Kansas	KEVIN PRITCHARD	Michigan State	ANTHONY 'PIG' MILLER
Kansas	THOMAS ROBINSON	Michigan State	RALPH SIMPSON
Kansas	REX WALTERS	Michigan State	SCOTT SKILES
Kansas	WALT WESLEY	Michigan State	ERIC SNOW
Kansas State	DICK KNOTSMAN	Michigan State	JAY VINCENT
Kansas State	JACOB PULLEN	Middle Tennessee State	WARREN KIDD
Kentucky	JODIE MEEKS	Minnesota	WILLIE BURTON
Kentucky	NAZR MOHAMMED	Minnesota	ARCHIE CLARK
Kentucky	NERLENS NOEL	Mississippi State	BAILEY HOWELL
Kentucky	DANIEL ORTON	Mississippi State	JEFF MALONE
Kentucky	ALEX POYTHRESS	Mississippi State	JARVIS VARNADO
Kentucky	JAMES YOUNG	Mississippi Valley State	ALFONSO FORD
Kentucky	TYRESE MAXEY	Missouri	PHIL PRESSEY
Kings College (Del.)	GEORGE DEMPSEY	Missouri	KAREEM RUSH
La Salle	JOE BRYANT	Mt. St. Mary's	FRED CARTER
La Salle	LARRY CANNON	Murray State	ISAIAH CANAAN
La Salle	KEN DURRETT	Nebraska	DAVE HOPPEN
La Salle	DOUG OVERTON	Nevada	JaVALE McGEE
La Salle	STEVEN SMITH	Nevada Las Vegas	ARMON GILLIAM
Lamar	ADRIAN CALDWELL	Nevada Las Vegas	CHRISTIAN WOOD
LeMoyné	DON SAVAGE	Nevada Southern	JOHN Q. TRAPP



ALL-TIME ROSTER

76ERS ALL-TIME ROSTER BY SCHOOL

New Mexico.....	DREW GORDON	Purdue.....	JIM ROWINSKI
New Mexico.....	KENNY THOMAS	Purdue.....	DAKOTA MATHIAS
New Mexico State.....	STEVE COLTER	Redcliffe H.S., Australia.....	MARK BRADTKE
New Orleans.....	RONNIE GRANDISON	Richmond.....	JUSTIN HARPER
New Orleans.....	TONY HARRIS	Rutgers.....	ROY HINSON
New York U.....	JAMES BRASCO	Russia.....	ALEXEY SHVED
New York U.....	CAL RAMSEY	St. Bonaventure.....	FRED CRAWFORD
New York University.....	DOLPH SCHAYES	St. Bonaventure.....	BILLY KENVILLE
Niagara.....	LARRY COSTELLO	St. John's (N.Y.).....	GERRY CALABRESE
Niagara.....	MANNY LEAKS	St. John's (N.Y.).....	LEROY ELLIS
None.....	AL CERVI	St. John's (N.Y.).....	ZENDON HAMILTON
None.....	JOE GRABOSKI	St. John's (N.Y.).....	GEORGE JOHNSON
None.....	GEORGE RATKOVICZ	St. John's (N.Y.).....	SHELTON JONES
None.....	CONNIE SIMMONS	St. John's (N.Y.).....	FUZZY LEVANE
Norfolk State.....	KYLE O'QUINN	St. John's (N.Y.).....	KEVIN LOUGHERY
North Carolina.....	BILLY CUNNINGHAM	St. John's (N.Y.).....	JakARR SAMPSON
North Carolina.....	BOBBY JONES	St. John's (N.Y.).....	JAYSON WILLIAMS
North Carolina.....	TOM KEARNS	St. Joseph's.....	CLIFF ANDERSON
North Carolina.....	GEORGE LYNCH	St. Joseph's.....	MIKE BANTOM
North Carolina.....	BOB McADOO	St. Joseph's.....	STEVE COURTIN
North Carolina.....	JAMES MICHAEL McADOO	St. Joseph's.....	MATT GUOKAS
North Carolina.....	KENDALL MARSHALL	St. Louis.....	LARRY HUGHES
North Carolina.....	ERIC MONTROSS	St. Mary's (TX).....	ROBERT REID
North Carolina.....	LEE SHAFFER II	San Diego State.....	MICHAEL CAGE
North Carolina.....	JERRY STACKHOUSE	San Diego State.....	MALCOLM THOMAS
North Carolina.....	SCOTT WILLIAMS	San Diego State.....	JALEN MCDANIELS
North Carolina.....	TONY BRADLEY	San Francisco.....	ED LOFGRAN
North Carolina.....	DANNY GREEN	San Francisco.....	MARLON REDMOND
North Carolina State.....	LORENZO BROWN	San Francisco.....	FREDDIE SCOLARI
North Carolina State.....	CHARLES SHACKLEFORD	Santa Clara.....	DENNIS AWTRYEN
Northeastern.....	PERRY MOSS	Santa Clara.....	BUD ODGEN
Northern Illinois.....	XAVIER SILAS	Seattle.....	CLINT RICHARDSON
Notre Dame.....	ELMER BENNETT	Seton Hall.....	MARK BRYANT
Notre Dame.....	RAY CORLEY	Seton Hall.....	SAMUEL DALEMBERT
Notre Dame.....	DEMETRIUS JACKSON	Seton Hall.....	JOHNNY MACKNOWSKI
Notre Dame.....	MONTY WILLIAMS	Seton Hall.....	GLENN MOSLEY
Notre Dame.....	ORLANDO WOOLRIDGE	Slovenia.....	PRIMOZ BREZEC
Okaloosa-Walton CC.....	KEDRICK BROWN	SMU.....	SHAKE MILTON
Ohio State.....	JIMMY JACKSON	South Alabama.....	TERRY CATLEDGE
Ohio State.....	Byron Mullens	South Alabama.....	DEXTER SHOUSE
Ohio State.....	JOE ROBERTS	South Carolina.....	MIKE DUNLEAVY
Ohio State.....	DAVE SORENSON	South Gwinnett HS.....	LOUIS WILLIAMS
Ohio State.....	EVAN TURNER	Southern California.....	JOHN BLOCK
Ohio State.....	HERB WILLIAMS	Southern California.....	SAM CLANCY
Oklahoma.....	HARVEY GRANT	Southern California.....	DEWAYNE DEDMON
Oklahoma State.....	JAMES ANDERSON	Southern California.....	ALEX HANNUM
Oklahoma State.....	RICHARD DUMAS	Southern California.....	CLIFF ROBINSON
Oklahoma State.....	THOMAS JORDAN	Southern California.....	NIK VUCEVIC
Oklahoma State.....	IVAN MCFARLIN	Southern California.....	DEANTHONY MELTON
Old Dominion.....	WILSON WASHINGTON	Southern Mississippi.....	JOE COURTNEY
Oral Roberts.....	GREG SUTTON	Southern Mississippi.....	CLARENCE WEATHERSPOON
Oregon.....	JIM BARNETT	Southwest Louisiana.....	ANDREW TONEY
Oregon State.....	FRED BOYD	Stanford.....	PAUL NEUMANN
Oregon State.....	MEL COUNTS	Stanford.....	GEORGE YARDLEY III
Oregon State.....	DAVE GAMBEE	Stanford.....	CHASSON RANDLE
Oregon State.....	SWEDE HALBROOK	Syracuse.....	DAMONE BROWN
Oregon State.....	RED ROCHA	Syracuse.....	MICHAEL CARTER-WILLIAMS
Pan American.....	LUKE JACKSON	Syracuse.....	DERRICK COLEMAN
Pennsylvania.....	ERNIE BECK	Syracuse.....	BILLY GABOR
Pennsylvania.....	IRA BOWMAN	Syracuse.....	JERAMI GRANT
Pennsylvania.....	DAVE WOHL	Syracuse.....	BILLY WELTON
Penn State.....	CALVIN BOOTH	Syracuse.....	LEO RAUTINS
Penn State.....	TIM FRAZIER	Temple.....	LAVOY ALLEN
Penn State.....	BOB WEISS	Temple.....	JERRY BASKERVILLE
Petersburg H.S. (VA).....	MOSES MALONE	Temple.....	WILLIAM CUNNINGHAM
Pittsburgh.....	VONTEEGO CUMMINGS	Temple.....	MARC JACKSON
Pittsburgh.....	SAM YOUNG	Temple.....	OLLIE JOHNSON
Purdue.....	CARL LANDRY	Temple.....	AARON MCKIE
Purdue.....	GLENN ROBINSON	Temple.....	TIM PERRY



ALL-TIME ROSTER

76ERS ALL-TIME ROSTER BY SCHOOL

Temple.....	JUAN 'PEPE' SANCHEZ	Wake Forest.....	ISH SMITH
Tennessee.....	REGGIE JOHNSON	Wake Forest.....	DARIUS SONGAILA
Tennessee.....	TOBIAS HARRIS	Washington.....	MARKELLE FULTZ
Tennessee.....	JOSH RICHARDSON	Washington.....	SPENCER HAWES
Tennessee State.....	DICK BARNETT	Washington.....	BOBBY JONES
Tennessee State.....	ROBERT COVINGTON	Washington.....	TODD MacCULLOCH
Tennessee State.....	MONTI DAVIS	Washington.....	MATISSE THYBULLE
Tennessee State.....	TED McClAIN	Washington.....	CHRIS WELP
Tennessee State.....	PORTER MERIWETHER	Washington.....	TONY WROTEN
Tennessee State.....	BEN WARLEY	Washington State.....	MARK HENDRICKSON
Tennessee Tech.....	RON FILIPEK	West Texas State.....	MAURICE CHEEKS
Tennessee-Chattanooga.....	RUSS SCHOENE	West Virginia State.....	EARL LLOYD
Texas.....	JAMES THOMAS	West Virginia Tech.....	SEDALE THREATT
Texas.....	LA SALLE THOMPSON	Westminster.....	NOBLE JORGENSEN
Texas.....	B.J. (BRANDON JOE) TYLER	Western Carolina.....	FRANKIE KING
Texas.....	ROYAL ABEY	Western Kentucky.....	FOREST ABLE
Texas.....	P.J. TUCKER	Western Kentucky.....	BOB LAVOY
Texas Christian (TCU).....	LEE NAILON	Western Kentucky.....	CHUCK OSBORNE
Texas Tech.....	TONY BATTIE	Wheeling Jesuit University.....	HAYWOOD HIGHSMITH
Texas Tech.....	MARK DAVIS	Wichita State.....	NATE BOWMAN
Texas Tech.....	ZHAIRE SMITH	Wichita State.....	LANDRY SHAMET
Texas Tech.....	MAC MCCLUNG	Winston Salem.....	JIM REID
Toledo.....	LARRY JONES	Wisconsin.....	AL HENRY
Toledo.....	STEVE MIX	Wisconsin.....	WES MATTHEWS
Toledo.....	JIM RAY	Wofford.....	JIM NEAL
Toledo.....	PAUL SEYMOUR	Wright State.....	BILL EDWARDS
Toledo State.....	CASEY SHAW	Wyoming.....	JOSH DAVIS
Trenton State.....	GREG GRANT	Wyoming.....	ERIC LECKNER
Tulane.....	JERALD HONEYCUTT	Wyoming.....	THEO RATLIFF
Tulane.....	PAUL THOMPSON	Xavier (Ohio).....	TYRONE HILL
Tulsa.....	MICHAEL RUFFIN	Xavier (Ohio).....	LUTHER RACKLEY
Turkey.....	FURKAN ALDEMIR		
UCLA.....	MATT BARNES		
UCLA.....	HENRY BIBBY		
UCLA.....	LARRY DREW II		
UCLA.....	JRUE HOLIDAY		
UCLA.....	JASON KAPONO		
UCLA.....	DON MacLEAN		
UCLA.....	LUC MBAH A MOUTE		
UCLA.....	TREVOR WILSON		
UCLA.....	JONAH BOLDEN		
UNLV.....	LOUIS AMUNDSON		
Utah.....	JERRY CHAMBERS		
Utah.....	TOM CHAMBERS		
Utah.....	ANDRE MILLER		
Utah.....	KEITH VAN HORN		
Utah.....	DANNY VRANES		
Utah State.....	SHALER HALIMON		
Vanderbilt.....	ROD FREEMAN		
Vanderbilt.....	CLYDE LEE		
Vanderbilt.....	SABEN LEE		
Villanova.....	MICHAEL BRADLEY		
Villanova.....	LARRY HENNESSY		
Villanova.....	WALI JONES		
Villanova.....	BILLY MELCHIONI		
Villanova.....	ED PINCKNEY		
Villanova.....	BOB SCHAFFER		
Villanova.....	TIM THOMAS		
Villanova.....	JIM WASHINGTON		
Villanova.....	HUBIE WHITE		
Virginia.....	MARC IAVARONI		
Virginia.....	JUSTIN ANDERSON		
Virginia.....	MIKE SCOTT		
Virginia Commonwealth.....	GERALD HENDERSON		
Virginia Commonwealth.....	ERIC MAYNOR		
Virginia Tech.....	ALLAN BRISTOW		
Wake Forest.....	LEN CHAPPELL		
Wake Forest.....	KENNY GREEN		
Wake Forest.....	RODNEY ROGERS		



ALL-TIME ROSTER

76ERS ALL-TIME ALPHABETICAL ROSTER

A									
Abdelnaby, Alaa	1	1994-95	Burks, Alec	1	2019-20	Durrett, Ken	1	1974-75	
Able, Forest	1	1956-57	Burton, Willie	1	1994-95	E			
Aldemir, Furkan	1	2014-15	Butler, Jimmy	1	2018-19	Earle, Ed	1	1953-54	
Allen, Lavoy	3	2011-14	C			Edwards, Bill	1	1993-94	
Alston, Derrick	2	1994-96	Cable, Barney	2	1959-61	Edwards, Franklin	3	1981-84	
Amundson, Louis	2	2006-08	Cage, Michael	1	1996-97	Elie, Mario	1	1990-91	
Anderson, Cliff	1	1970-71	Calabrese, Gerry	2	1950-52	Ellis, Leroy	4	1972-76	
Anderson, Mitchell	1	1982-83	Caldwell, Adrian	1	1996-97	Elson, Francisco		2009-10	
Anderson, James	1	2013-14	Canaan, Isaiah	2	2014-16			2011-12	
Anderson, Justin	2	2016-18	Cannon, Larry	1	1973-74	Embiid, Joel	5	2016-21	
Anderson, Ron	5	1988-93	Carney, Rodney	3	2006-08	Ennis III, James	2	2018-20	
Ansley, Michael	1	1991-92			2009-10	Erving, Julius	11	1976-87	
Askew, Vincent	1	1987-88	Carter, Clarence (Butch)	1	1985-86	Evans, Reggie	2	2007-09	
Austin, Isaac	1	1993-94	Carter, Fred	6	1971-77	F			
Awtrey, Dennis	3	1970-73	Carter-Williams, Michael	2	2013-15	Farley, Dick	2	1954-56	
			Catchings, Harvey	5	1974-79	Farmer, Jim	1	1990-91	
B			Catledge, Terry	1	1985-86	Ferguson, Terrance	1	2020-21	
Bantom, Mike	1	1981-82	Cervi, Al	4	1949-53	Filipek, Ron	1	1967-68	
Barkley, Charles	8	1984-92	Chamberlain, Wilt	4	1964-68	Ford, Alfonso	1	1994-95	
Barnes, Matt	2	2004-06	Chambers, Tom	1	1997-98	Foster, Fred	2	1970-72	
Barnett, Dick	2	1959-61	Chandler, Wilson	1	2018-19	Frazier, Tim	1	2014-15	
Barnett, Jim	1	1976-77	Chappell, Len	2	1962-64	Free, Lloyd (World)	4	1975-78,	
Barros, Dana	2	1993-95	Cheeks, Maurice	11	1978-89	1986-87			
Baskerville, Jerry	1	1975-76	Chollet, Leroy	2	1949-51	Freeman, Rod	1	1973-74	
Battie, Tony	2	2010-12	Clark, Archie	4	1968-72	Fultz, Markelle	2	2017-19	
Bayless, Jerry	2	2016-18	Clark, Gary	1	2020-21	Furlow, Terry	1	1976-77	
Beck, Ernie	1	1960-61	Claxton, Speedy	1	2001-02	G			
Belinelli, Marco	1	2017-18	Coleman, Ben	2	1987-89	Gabor, Billy	6	1949-55	
Bell, Raja	2	2000-02	Coleman, Derrick	6	1995-98,	Gai, Deng	1	2005-06	
Benjamin, Benoist	2	1997-99			2001-04	Gaines, Corey	2	1989-90,	
Bennett, Elmer	1	1995-96	Collins, Doug	8	1973-81	1994-95			
Bianchi, Al	10	1956-66	Colter, Steve	2	1986-88	Gambee, Dave	7	1960-67	
Bibby, Henry	4	1976-80	Conlin, Ed	4	1955-59	Geiger, Matt	4	1998-02	
Block, John	1	1972-73	Copeland, Lanard	1	1989-90	Gilliam, Armen	3	1990-93	
Blount, Corie	1	2001-02	Corley, Ray	1	1949-50	Giricek, Gordan	1	2007-08	
Bol, Manute	4	1990-94	Costello, Larry	10	1957-67	Gminski, Mike	4	1987-91	
Bolden, Jonah	2	2018-20	Courts, Mel	1	1972-73	Gordon, Drew	1	2014-15	
Booker, Trevor	1	2017-18	Courtin, Steve	1	1964-65	Govedarcia, Bato	1	1953-54	
Booth, Calvin	1	2007-08	Courtney, Joe	1	1996-97	Graboski, Joe	1	1961-62	
Bowen, Bruce	1	1999-00	Covington, Robert	5	2014-19	Graham, Greg	3	1993-96	
Bowman, Ira	2	1999-00,	Crawford, Fred	1	1970-71	Grant, Greg	3	1991-93,	
		2001-02	Cummings, Terry	1	1997-98	1995-96			
Boyd, Fred	4	1972-76	Cumming, Vonteego	1	2001-02	Grant, Harvey	1	1998-99	
Brackins, Craig	2	2010-12	Cunningham, Billy	9	1965-72,	Grant, Jerami	3	2014-17	
Bradley, Michael	2	2004-06			1974-76	Grayer, Jeff	1	1994-95	
Bradley, Shawn	3	1993-96	Cunningham, William	1	1997-98	Green, Danny	1	2020-21	
Bradley, Tony	1	2020-21	Cureton, Earl	3	1980-83	Green, John	2	1967-69	
Bradtko, Mark	1	1996-97	Curry, Michael	1	1993-94	Green, Kenny	2	1985-87	
Brazdeikis, Ignas	1	2020-21	Curry, Seth	1	2020-21	Green, Luther	1	1972-73	
Brand, Elton	5	2008-12	D			Green, Rickey	1	1990-91	
		2015-16	Dalembert, Samuel	8	2001-10	Green, Sean	1	1993-94	
Branson, Jesse	1	1965-66	Daniels, Antonio	1	2010-11	Green, Willie	7	2003-10	
Brasco, James	1	1952-53	Daniels, Lloyd	1	1994-95	Greenspan, Jerry	2	1963-64	
Brezec, Primoz	1	2009-10	Davies, Brandon	2	2013-15	Greer, Hal	15	1958-73	
Brewer, Corey	1	2018-19	Davis, Josh	1	2004-05	Guokas, Matt	5	1966-71	
Bridges, Bill	2	1971-73	Davis, Mark	2	1996-98				
Bristow, Allan	2	1973-75	Davis, Monti	1	1980-81	H			
Brooks, Scott	2	1988-90	Dawkins, Darryl	7	1975-82	Halbrook, Swede	2	1960-62	
Brown, Damone	1	2001-02	Dawkins, Johnny	5	1989-94	Halimou, Shaler	1	1968-69	
Brown, Lorenzo	1	2013-14	Dedmon, Dewayne	1	2013-14	Halliburton, Jeff	1	1972-73	
Brown, Kedrick	1	2004-05	Dempsey, George	1	1958-59	Hamilton, Zendon	1	2003-04	
Brown, Kwame	2	2012-14	Dierking, Connie	5	1958-60,	Hannum, Alex	2	1949-51	
Brown, Mike	1	1995-96			1963-65,	Harmon, Jerome	1	1994-95	
Bryant, Joe	4	1975-79	Drew II, Larry	2	2014-15,	Harper, Justin	1	2016-17	
Bryant, Mark	1	2002-03			2017-18	Harpring, Matt	1	2001-02	
Buckner, Greg	2	2002-04	Dumas, Richard	1	1995-96	Harris, Tobias	3	2018-21	
Buford, Rodney	1	2000-01	Dunleavy, Mike	2	1976-78				
Burke, Trey	1	2019-20							



ALL-TIME ROSTER

76ERS ALL-TIME ALPHABETICAL ROSTER

Harris, Tony	1	1990-91			1973-74	Mayes, Tharon	1	1991-92
Harrison, Bob	2	1956-58	Jones, Mason	1	2020-21	Maynor, Eric	1	2013-14
Hawes, Spencer	4	2010-14	Jones, Shelton	1	1988-89	Mbah a Moute, Luc	1	2014-15
Hawkins, Hersey	5	1988-93	Jones, Wali	7	1965-71	McAdoo, Bob	1	1985-86
Hayes, Steve	1	1984-85			1975-76	McAdoo, James Michael	1	2017-18
Henderson, Alan	1	2006-07	Jordan, Thomas	1	1992-93	McCaskill, Amal	1	2003-04
Henderson, David	1	1987-88	Jorgensen, Noble	3	1950-53	McClain, Ted	1	1977-78
Henderson, Gerald	2	1987-89				McClung, Mac	1	2022-23
Henderson, Gerald	1	2016-17	K			McConnell, T.J.	4	2015-19
Hendrickson, Mark	1	1996-97	Kapono, Jason	2	2009-11	McCormick, Tim	2	1986-88
Hennessy, Larry	1	1956-57	Kearns, Tom	1	1958-59	McDaniels, K.J.	1	2014-15
Henry, Al	2	1970-72	Kenville, Billy	3	1953-56	McDaniels, Jalen	1	2022-23
Hetzler, Fred	1	1969-70	Kerr, John (Red)	11	1954-65	McFarlin, Ivan	1	2006-07
Heyman, Art	1	1965-66	Kidd, Warren	1	1993-94	McGee, JaVale	1	2014-15
Higgins, Sean	1	1995-96	Kimball, Toby	1	1973-74	McGinnis, George	3	1975-78
Highsmith, Haywood	1	2018-19	King, Albert	1	1987-88	McKey, Derrick	1	2001-02
Hill, George	1	2020-21	King, Frankie	1	1996-97	McKie, Aaron	8	1997-05
Hill, Tyrone	4	1998-01	King, George Jr.	5	1951-56	McLeod, Roshown	1	2000-01
		2002-03	Knostman, Dick	1	1953-54	McNamara, Mark	3	1982-83,
		1986-88	Korver, Kyle	5	2003-07			1986-88
Hinson, Roy	2	2012-13	Korkmaz, Furkan	4	2017-21	Meeks, Jodie	2	2009-11
Holiday, Justin	4	2009-13	Kuczynski, Bruce	1	1983-84	Melchioni, Billy	2	1966-68
Hollins, Lionel	3	1979-82	Kukoc, Toni	2	1999-01	Melton, De'Anthony	1	2022-23
Holmes, Richaun	3	2015-18				Meriwether, Porter	1	1962-63
Holup, Joe	2	1956-58	L			Miller, Andre	3	2006-09
Honeycutt, Jerald	1	1998-99	Lampley, Jim	1	1986-87	Miller, Anthony	1	2000-01
Hopkins, Bob	4	1956-60	Landry, Carl	1	2015-16	Milton, Shake	4	2018-23
Hoppen, Dave	2	1990-92	Lang, Andrew	1	1992-93	Mix, Steve	9	1973-82
Horford, Al	1	2019-20	Lang, Antonio	1	1999-00	Mohammed, Nazr	3	1998-01
Hornacek, Jeff	2	1992-94	Lavoy, Bob	1	1953-54	Money, Eric	2	1978-80
Howard, Dwight	1	2020-21	Leaks, Manny	1	1972-73	Monroe, Greg	1	2018-19
Howell, Bailey	1	1970-71	Leckner, Eric	1	1993-94	Montross, Eric	1	1997-98
Hughes, Larry	2	1998-00	Lee, Clyde	2	1974-76	Morris, Darius	1	2013-14
Hunter, Steven	2	2005-07	Lee, Malcolm	1	2014-15	Moultrie, Arnett	2	2012-14
			Lee, Saben	1	2022-23	Mosley, Glenn	1	1977-78
I			Levane, Fuzzy	1	1949-50	Moss, Perry	1	1985-86
Iavaroni, Marc	3	1982-85	Lloyd, Earl	6	1952-58	Mullens, Byron	1	2013-14
Iguodala, Andre	8	2004-12	Lloyd, Lewis	1	1989-90	Muscala, Mike	1	2018-19
Ilyasova, Ersan	2	2016-17,	Lochmueller, Bob	1	1952-53	Mutombo, Dikembe	2	2000-02
		2017-18	Lofgran, Ed	1	1950-51	Myers, Pete	1	1988-89
Imhoff, Darrall	2	1968-70	Long, Art	1	2002-03	N		
Iverson, Allen	12	1996-07,	Long, Shawn	1	2016-17	Nailon, Lee	1	2005-06
		2009-10	Loughery, Kevin	2	1971-73	Neal, Jim	1	1953-54
Ivey, Royal	3	2008-10	Luwawu-Cabarrot,	2	2016-18	Neto, Raul	1	2019-20
		2012-13	Timothe			Neumann, Paul	4	1961-65
J			Lynch, George	3	1998-01	Niang, Georges	1	2022-23
Jackson, Demetrius	2	2017-19				Nimphius, Kurt	1	1989-90
Jackson, Jaren	1	1994-95	M			Nocioni, Andres	1	2010-11
Jackson, Jimmy	1	1997-98	MacCulloch, Todd	4	1999-01,	Noel, Nerlens	4	2013-17
Jackson, Luke	8	1964-72			2002-04	Norman, Coniel	2	1974-76
Jackson, Marc	2	2003-05	Mack, Shelvin	1	2012-13	Novak, Mike	1	1953-54
James, Tim	1	2001-02	Macknowski, Johnny	2	1949-51	Nunnally, James	1	2013-14
Jenkins, Charles	1	2012-13	McClean, Don	1	1996-97			
Joe, Isaiah	1	2020-21	Mahorn, Rick	3	1989-91,			
Johnson, Amir	2	2017-19			1998-99	O		
Johnson, Chris	1	2014-15	Malone, Jeff	3	1993-96	Ogden, Bud	2	1969-71
Johnson, Clemon	4	1982-86	Malone, Moses	5	1982-86,	Okafor, Jahlil	3	2015-18
Johnson, George	1	1984-85			1993-94	Oliver, Brian	2	1990-92
Johnson, Ollie	2	1980-82	Marjanovic, Boban	1	2018-19	Ollie, Kevin	6	1999-01,
Johnson, Reggie	1	1982-83	Marshall, Donyell	1	2008-09			2004-08
Johnson-Odom, Darius	1	2013-14	Marshall, Kendall	1	2015-16	O'Quinn, Kyle	1	2019-20
Jones, Alvin	1	2001-02	Masino, Al	1	1953-54	Orton, Daniel	1	2013-14
Jones, Bobby	8	1978-86	Massenburg, Tony	1	1995-96	Osborne, Chuck	1	1961-62
Jones, Bobby	1	2006-07	Mathias, Dakota	1	2020-21	Osterkon, Wally	4	1951-55
Jones, Caldwell	6	1976-82	Matthews, Wes	1	1983-84	Overton, Doug	3	1996-99
Jones, Charles	1	1983-84	Maxwell, Vernon	2	1995-96,	Owens, Billy	1	1999-00
Jones, Jake	1	1971-72			2000-01			
Jones, Jumaine	2	1999-01	May, Don	2	1972-74	P		
Jones, Larry	2	1964-65,	Maxey, Tyrese	2	2020-23	Palazzi, Togo	4	1956-60



ALL-TIME ROSTER

76ERS ALL-TIME ALPHABETICAL ROSTER

Pargo, Jeremy	1	2012-13	Scott, Mike	3	2018-21	Van Arsdale, Tom	3	1972-75
Parker, Anthony	2	1997-99	Selvy, Frank	1	1959-60	Van Horn, Keith	1	2002-03
Patton, Justin	1	2018-19	Seymour, Paul	13	1947-60	Varnado, Jarvis	1	2013-14
Payne, Kenny	4	1989-93	Shackelford, Charles	2	1991-93	Vincent, Jay	1	1989-90
Pelle, Norvel	1	2019-20	Shaffer II, Lee	3	1961-64	Vranes, Danny	2	1986-88
Perry, Tim	4	1992-96	Shamet, Landry	1	2018-19			
Peterson, Edward	2	1949-51	Shaw, Brian	1	1997-98			
Pinckney, Ed	1	1995-96	Shaw, Casey	1	1998-99	W		
Poirier, Vincent	1	2020-21	Shayok, Marial	1	2019-20	Walker, Chet	7	1962-69
Poythress, Alex	1	2016-17	Shouse, Dexter	1	1989-90	Walters, Rex	3	1995-98
Pressey, Phil	1	2015-16	Shved, Alexey	1	2014-15	Warbington, Perry	1	1974-75
Price, Mike	1	1972-73	Simmons, Ben	4	2017-21	Ward, Gerry	1	1965-66
Pritchard, Kevin	1	1994-95	Simmons, Connie	1	1954-55	Ware, Casper	1	2013-14
Pullen, Jacob	1	2017-18	Simmons, Jonathon	1	2018-19	Warley, Ben	4	1962-66
			Simpson, Ralph	1	1978-79	Washington, Jim	3	1969-72
			Sims, Henry	2	2013-15	Washington, Wilson	1	1977-78
Q, R			Skiles, Scott	1	1995-96	Wayns, Maalik	1	2012-13
Rackley, Luther	1	1973-74	Skinner, Al	2	1978-80	Weatherspoon, Clarence	6	1992-98
Ramsey, Cal	1	1960-61	Skinner, Brian	2	2002-03, 2004-05	Webber, Chris	3	2004-07
Randle, Chassen	1	2016-17	Smawley, Belus Van	1	1950-51	Weems, Sonny	1	2015-16
Randolph, Shavlik	3	2005-08	Smith, Derek	2	1988-90	Weiss, Bob	2	1965-67
Ratkovich, George	3	1949-52	Smith, Don	1	1974-75	Welp, Chris	2	1987-89
Ratliff, Theo	4	1997-01	Smith, Ish	2	2014-15	Wesley, Walt	1	1974-75
			Smith, Jabari	1	2001-02	White, Hubie	1	1963-64
Rautins, Leo	1	2008-09	Smith, Jason	3	2007-10	Wiggins, Mitchell	1	1991-92
Ray, Jim	2	1956-57, 1959-60	Smith, Joe	1	1997-98, 2006-07	Wilkins, Eddie Lee	1	1992-93
			Smith, Steven	1	2006-07	Williams, Elliot	1	2013-14
Raymond, Craig	1	1968-69	Smith, Zhaira	2	2018-20	Williams, Jayson	2	1990-92
Redmond, Marlon	1	1978-79	Snow, Eric	7	1997-04	Williams, Lou	5	2005-10
Redick, JJ	2	2017-19	Songaila, Darius	1	2010-11	Williams, Monty	2	2002-04
Reed, Paul	2	2020-23	Sorenson, Dave	1	1972-73	Williams, Sam	2	1983-85
Reid, Jim	1	1967-68	Spanarkel, Jim	1	1979-80	Williams, Scott	5	1994-99
Reid, Robert	1	1990-91	Speights, Marreese	3	2008-10	Williamson, Corliss	1	2004-05
Rentzias, Efthimios	1	2002-03	Splitter, Tiago	1	2016-17	Wilkins, Damien	1	2012-13
Richardson, Clint	6	1979-85	Springer, Jaden	2	2020-23	Wilson, George	2	1968-70
Richardson, Jason	3	2012-15	Stackhouse, Jerry	3	1995-98	Wilson, Trevor	1	1995-96
Richardson, Josh	1	2019-20	Stauskas, Nik	3	2015-18	Wingate, David	3	1986-89
Roberts, Joe	3	1960-63	Stewart, Kebu	1	1997-98	Winters, Voise	1	1985-86
Roberts, Stanley	1	1999-00	Stokes, Greg	1	1985-86	Wohl, Dave	1	1971-72
Robinson, Cliff	3	1986-89	Sutton, Greg	1	1995-96	Wood, Christian	1	2015-16
Robinson, Glenn	1	2003-04				Wood, Leon	2	1984-86
Robinson III, Glenn	2	2014-15, 2019-20				Woolridge, Orlando	1	1993-94
						Wright, Dorell	1	2012-13
Robinson, Thomas	1	2013-15				Wright, Sharon	2	1994-96
Rocha, Red	4	1951-53, 1954-56				Wroten, Tony	3	2013-16
			T					
Rodriguez, Sergio	1	2016-17	Thomas, Adonis	1	2013-14	X, Y, Z		
Rogers, Rodney	1	2004-05	Thomas, James	1	2005-06	Yardley III, George	2	1958-60
Rowinski, Jim	1	1988-89	Thomas, Kenny	3	2002-05	Yates, Barry	1	1971-72
Ruffin, Michael	1	2001-02	Thomas, Malcolm	1	2014-15	Young, James	1	2017-18
Ruffin, Trevor	1	1995-96	Thomas, Tim	2	1997-99	Young, Michael	1	1985-86
Ruland, Jeff	2	1986-87, 1991-92	Thompson, Hollis	4	2014-17	Young, Nick	1	2012-13
			Thompson, Paul	1	1985-86	Young, Thaddeus	6	2007-14
Rule, Bob	2	1971-73	Thompson, La Salle	1	1995-96			
Rush, Kareem	1	2008-09	Thornton, Bob	3	1987-90			
			Threatt, Sedale	4	1983-87			
S			Thybulle, Matisse	3	2019-23			
Salmons, John	4	2002-06	Tolliver, Anthony	1	2020-21			
Sampson, JaKarr	2	2014-16	Toney, Andrew	8	1980-88			
Sanchez, Juan (Pepe)	1	2000-01	Toone, Bernard	1	1979-80			
Šarić, Dario	3	2016-19	Trapp, John Q.	1	1972-73			
Satterfield, Kenny	1	2002-03	Tschogl, John	1	1974-75			
Savage, Don	2	1951-52, 1956-57	Tucker, Jim	3	1954-57			
			Tucker, P.J.	1	2022-23			
Schafer, Bob	2	1955-57	Tucker, Rayjon	1	2020-21			
Schayes, Dolph	16	1948-64	Turner, Andre	1	1990-91			
Schlueter, Dale	1	1972-73	Turner, Evan	4	2011-14			
Schoene, Russ	1	1982-83	Tyler, B.J.	1	1994-95			
Scholz, Dave	1	1969-70						
Scolari, Freddie	1	1950-51						

U, V

76

