



The cover of the 2011 Richmond Flying Squirrels Media & Information Guide was designed by Jon Laaser. It depicts Giants' top-prospect and former Flying Squirrel Brandon Belt shattering the Squirrels' trademark acorn logo.

The 2011 Richmond Flying Squirrels Media & Information Guide is a publication of the Richmond Flying Squirrels Media Relations Department.

This publication was researched and written by Jon Laaser, Flying Squirrels' Director of Broadcasting. Layout, design and editing also by Jon Laaser. Editorial, writing and research assistance provided by Anthony Oppermann and Melissa O'Hara.

Photography credits for the 2011 Richmond Flying Squirrels Media & Information Guide: Real Life Studios, San Francisco Giants team photography, Anthony Oppermann, Steve Ruckman, Kellye Semonich, and *The Richmond Times-Dispatch*.

Statistical information provided by Major League Baseball Advanced Media (MLBAM), 75 Ninth Avenue, 5th Floor, New York, NY 10011.

Special thanks to John Emmitt, Missy Mickulecky, *Baseball America* and Jason Dambach.

Further information on the 2011 Richmond Flying Squirrels is available through the Flying Squirrels Media Relations Department by calling (804) 359-3866 x309 or by visiting SquirrelsBaseball.com.

2011 Richmond Flying Squirrels

2011




Media & Information Guide

Table of Contents

FLYING SQUIRRELS' ORGANIZATION	2-10
Flying Squirrels' Directory	3
Executive Biographies	4-8
Flying Squirrels' Broadcasters.....	9
Nutzy Biography.....	10
2011 FLYING SQUIRRELS	11-69
Manager Dave Machemer	12
Coaches Profiles.....	13
Player Profiles	14-69
2010: IN REVIEW	70-92
Inaugural Season Review	71-72
2010 Eastern League Standings.....	73
2010 Eastern League Awards	74
2010 Eastern League Team Statistics/Leaders.....	75-76
2010 Flying Squirrels' Team Statistics/Leaders.....	77-78
2010 Flying Squirrels' Day-By-Day Results.....	79-80
2010 Flying Squirrels' Assorted Statistics	81-83
2010 Flying Squirrels' Transactions.....	84
2010 Flying Squirrels vs. Eastern League.....	85-92
HISTORY & RECORDS	93-108
Baseball is Back!.....	94-97
Flying Squirrels' Uniform & Logo Guide.....	98-99
Flying Squirrels' Team Records.....	100-103
Flying Squirrels' Franchise Firsts	104-107
Flying Squirrels' All-Time Roster	108
EASTERN LEAGUE	109-122
Eastern League Directory	110
Eastern League Mileage Chart/Umpires	111
Flying Squirrels' 2011 Opponents	112-122
SAN FRANCISCO GIANTS	123-139
Giants' Directory	124
Giants' Media Relations/40-Man Roster	125
Giants' 1st Round Draft Picks of the Decade.....	126
Giants' 2010 Draft Results.....	127
Giants' 2010 Organizational Review.....	128-129
Giants' Affiliates.....	130-139
GENERAL INFORMATION	140-146
The Diamond - Stadium Facts.....	141-142
2011 Ticket Information/Pre-Game Schedule.....	143
Medical Glossary.....	144
Media Policies/Local Media Directory.....	145
Notes.....	146



ORGANIZATION



ORGANIZATION



FLYING SQUIRRELS

Richmond Flying Squirrels Baseball Club

3001 N. Boulevard - Richmond, VA 23230
 Phone: (804) 359-3866 Fax: (804) 359-1373
 Website: www.squirrelsbaseball.com
 General Email: info@squirrelsbaseball.com



Organization

2011 Flying Squirrels

2010: In Review

History & Records

Eastern League

SF Giants

General Info

Ownership

President & Managing General Partner.....	Lou DiBella
General Partner.....	Larry Botel
General Partner.....	Brian Callaghan
General Partner.....	Gary Green
General Partner.....	Harvey Ross

Executive

Chief Executive Manager.....	Chuck Domino
Vice President/Chief Operating Officer.....	Todd "Parney" Parnell
General Manager.....	Bill Papierniak
Assistant General Manager.....	Tom Denlinger

Communications

Director of Broadcasting.....	Jon Laaser
Director of Media.....	Anthony Oppermann

Corporate Sales

Director of Corporate Sales.....	Ben Terry
Corporate Sales Executive.....	Jerrine Lee
Corporate Sales Executive.....	Mike Murphy

Tickets

Director of Tickets.....	Brendon Porter
Director of Group Sales.....	Randy Atkinson
Group Sales Executive.....	Eric Freeman
Group Sales Executive.....	Amanda Shuman
Ticket & Group Sales Specialist.....	Dan Finerfrock
Suites & Group Executive.....	Elyse Holben
Box Office Manager.....	Patrick Flower

Finance

Controller.....	Faith Casey
Assistant Controller.....	Gail Olberg

Food & Beverage/Merchandise

Executive Director of Food & Beverage/Merchandise.....	Ben Rothrock
Director of Food & Beverage.....	Justin Rink
Assistant Director of Food & Beverage.....	Clint Chamberlain
Executive Chef.....	Kurt Peter

Community Relations/In-Game Entertainment

Director of Community Relations & Promotions.....	Christina Shisler
In-Game Entertainment Coordinator.....	Kellye Semonich

Stadium Operations

Director of Stadium Operations.....	Tom White
-------------------------------------	-----------

Field Operations

Director of Field Operations.....	Steve Ruckman
-----------------------------------	---------------



ORGANIZATION

Organization

2011 Flying Squirrels

2010: In Review

History & Records

Eastern League

SF Giants

General Info



DIBELLA

Lou DiBella President & Managing General Partner

DiBella, currently serves as President & Managing General Partner of the Richmond Flying Squirrels, overseeing all aspects of the Flying Squirrels operations in Richmond. Over the past two years, that has included the creation of the Flying Squirrels' current ownership group, and formalizing the franchise's move to Richmond from Norwich, CT. Prior to the relocation of the franchise, DiBella served as President & Managing Partner of the Connecticut Defenders and the Norwich Navigators that preceded them. In that role, which he held from 2005-09, he fostered the relationship that continues presently between the Flying Squirrels and their parent-club, the 2010 World Champion San Francisco Giants.

Although he led baseball's return to Richmond, DiBella's name continues to be synonymous with world championship boxing. He enjoyed an outstanding 11-year run at HBO Sports, where he was the backbone of the division that vaulted HBO Boxing to signature programming status. HBO Pay Per View flourished under his leadership, televising many of the biggest prizefights in the history of the sport. DiBella recruited and signed a bevy of boxing stars for HBO, including such champions as Oscar De La Hoya, Roy Jones Jr., and Lennox Lewis. He also revolutionized the sport as creator of the critically acclaimed "Boxing After Dark" television series, providing underexposed fighters the opportunity to advance their careers on a national stage.

In May of 2000, he launched DiBella Entertainment (DBE), a full-service sports and entertainment company. DBE continues to be one of the most successful companies in boxing. DiBella has been lauded in the boxing community for fighting the contractual exploitation of boxers by promoters. DBE adheres to the following mission: to create a business model that shifts the balance of power from promoters to boxers; and establish a legacy of matchmaking excellence, both in an effort to improve the health of the boxing industry.

Past and present boxers represented by DiBella Entertainment include current WBC Middleweight champion Sergio Gabriel Martinez, former middleweight world champions Jermain Taylor and Bernard Hopkins, former junior welterweight titlist Paulie Malignaggi and WBC Welterweight champion Andre Berto.

In January 2005, DBE launched DBE Productions. Through that outlet in 2007, DBE Productions produced the documentary, "Magic Man," which depicted the life of Paulie Malignaggi and his rise in the world of boxing. In 2006, DiBella made his acting debut, depicting himself as a boxing promoter in *Rocky Balboa*. In 2008, added the credit of Executive Producer to his list of accomplishments with the 2009 film *Love Ranch*, starring Academy Award winners Helen Mirren and Joe Pesci. In the past year, he is credited as Associate Producer of the critically acclaimed film *The Fighter*, starring Mark Wahlberg and Christian Bale. The film centers around the early life of "Irish" Micky Ward, who cemented his legacy with three legendary fights against Arturo Gatti, while a fighter with DBE.

DiBella was born and raised in Brooklyn, New York, and attended Manhattan's prestigious Regis High School. He was a summa cum laude graduate of Tufts University, where he was elected to Phi Beta Kappa. A 1985 graduate of Harvard Law School, DiBella spent four years as an attorney with the prestigious law firm Sullivan & Cromwell. A tireless advocate of boxing reform, DiBella has been a leader in the movement for federal regulation, uniform health and safety standards and a national boxing commission. He has lectured extensively on these subjects and has testified before Congress and numerous state and local bodies. In 1999, DiBella received the Thurman Munson Corporate Hero Award from the Association for the Help of Retarded Children for both his achievements at HBO and his charitable activities. Numerous civic organizations and retired boxer's associations have honored him, including Ring 8, Ring 34 and Latinos in Sports. DiBella resides in Huntington Bay, New York

Flying Squirrels' Ownership Group



DiBella (Right) with Eastern League President Joe McEachern during the "Baseball is Back" Press Conference (9/23/09)

- Lou DiBella President & Managing General Partner
- Larry Botel General Partner
- Brian Callaghan General Partner
- Gary Green General Partner
- Harvey Ross General Partner




DOMINO

Chuck Domino Chief Executive Manager

A 28-year veteran of the baseball business, Chuck Domino is currently the Chief Executive Manager of the Richmond Flying Squirrels. He holds the same title with the Lehigh Valley IronPigs (Triple-A, International League). He served as President of both the IronPigs and the Reading Phillies (Double-A, Eastern League) from 2006-2009. Domino's efforts have been greatly recognized with his recent induction into the Reading Baseball Hall of Fame. Following the 2010 season, Domino was also honored as the Eastern League's Executive of the Year, an award he had previously won four times while with the R-Phils. He also guided the Flying Squirrels to the overall and average attendance crowns during their inaugural season, marking the eighth consecutive a franchise he had led had garnered the distinction (Reading - 2003-09).

2010: Was named Eastern League Executive of the Year ... Led Richmond to overall and average attendance crown in EL ... Was inducted into the Reading (PA) Baseball Hall of Fame. **2008:** Was inducted into the Berks County Business Hall of Fame by Junior Achievement in March ... R-Phils led the Eastern League in overall and average attendance (436,789/6,423). Oversaw the inaugural season for the IronPigs ... Lehigh Valley finished 5th in the International League in overall and average attendance (602,033/8,479). **2007:** R-Phils led the Eastern League in overall and average attendance (466,385/6,663) ... FirstEnergy Stadium became the first ballpark that has never been home to a Triple-A franchise to welcome it's 10 millionth fan all-time ... The R-Phils became the first E.L. team to draw better than 450,000 fans in eight consecutive seasons ... Presented "Champion of Youth Award" by the Olivet Boys and Girls Club ... R-Phils were nominated for the Larry MacPhail Award given to the top promoter in the Minors. **2006:** Named Eastern League Executive of the Year for the 4th time ... Led E.L. in overall and average attendance (460,216/6,669) ... The R-Phils became the first E.L. team to draw better than 450,000 fans in seven consecutive seasons ... Honored with the Extra Innings Award, presented at the Minor League Baseball Promotional Seminar to the team that demonstrates excellence in community service, for the opening of Gordon Hoodak Stadium at Lauer's Park. ... Franchise nominated for the Larry MacPhail Award given to the top promoter in the Minors ... Named President of both the Reading Phillies (AA) and the Lehigh Valley IronPigs (AAA). **2005:** Led the Eastern League in attendance at 468,105 fans ... The city of Reading became the first E.L. city to surpass the 9-million mark in total attendance (5.9 million fans have come under Domino's watch) ... Broke ground on Gordon Hoodak Stadium at Lauer's Park. An \$850,000 downtown youth stadium built by Baseballtown Charities on the grounds of Lauer's Park Elementary School. The school is named for the former stadium which housed several professional teams from 1907-1941. The likes of Babe Ruth, "Shoeless" Joe Jackson and others have played on site. **2004:** Led the R-Phils to an Eastern League best and franchise record 7,138 fans per game ... Inducted into the Berks County Chapter of the Pennsylvania Sports Hall of Fame ... Recipient of Boy Scouts "Spirit of Scouting" Award. **2003:** Named Minor League Baseball Executive of the Year by Baseball America ... Guided the Reading Phillies franchise to the John H. Johnson President's Trophy. The President's Trophy is the highest honor presented by Minor League Baseball to one organization each year. The winner of the trophy is selected based on franchise stability, contributions to league stability, contributions to baseball in the community and promotion of the baseball industry ... Named Community Leader of the Year by the Arthritis Foundation. **2002:** Guided Reading to a franchise record attendance of 486,570 fans. **2001:** Named "Small Business of the Year" by the Berks County Chamber of Commerce. **2000:** Led Reading Phillies to their second Bob Freitas Award, presented by Baseball America given annually to the best operation at each of Minor League Baseball's four classifications ... Made Reading the first two time recipient of the award, having also won in 1991 ... Also named by Baseball America as the Bob Freitas Award recipients for the decade of the '90's ... Named "Executive of the Year" by the Middle Atlantic Major League Baseball Scouts Association. **1999:** Earned club's second Larry MacPhail Promotional Trophy presented annually to the top promoter in Minor League Baseball. **1998:** Named Minor League Baseball Executive of the Year by The Sporting News. **1997:** Eastern League Executive of the Year. **1995:** Named the General Manager you would want to run your franchise by Baseball America in an article titled "Building the Perfect Beast". **1994:** Recipients of the Larry MacPhail Promotional Trophy. **1991:** Recipients of the Bob Freitas Award by Baseball America given annually to the best operation at each of Minor League baseball's four classifications. **1989:** Eastern League Executive of the year ... The Sporting News Class-AA Executive of the Year. **1988:** Eastern League Executive of the year. **1987:** Hired as Reading Phillies General Manager **1986:** Pioneer League Executive of the year while serving as General Manager of the Idaho Falls Braves. **Personal/Misc.:** Born in Pittsburgh, PA October 22, 1959 ... 1978 graduate of Mt. Lebanon High School where he played baseball ... 1982 graduate of St. Thomas University (formerly Biscayne College) with a degree in Sports Administration ... Resides in Cumru Township, PA ... Has been a Berks County Resident since October 1987 ... Also serves as President of Baseballtown Charities, the 501(c)(3) charitable arm of the Reading Phillies.

As Domino was inducted into the Reading Baseball Hall of Fame during the 2010 season, the Reading Phillies unveiled their new "inflatable Domino." Below, the two Dominos get acquainted during the induction ceremony at FirstEnergy Stadium in Reading, PA.



Organization

2011 Flying Squirrels

2010: In Review

History & Records

Eastern League

SF Giants

General Info



ORGANIZATION

Organization

2011 Flying Squirrels

2010: In Review

History & Records

Eastern League

SF Giants

General Info



PARNEY

Todd "Parney" Parnell Vice President/COO

Todd "Parney" Parnell serves as the Vice President and Chief Operating Officer for the Richmond Flying Squirrels. In that role, he oversees all aspects of the Flying Squirrels' day-to-day operations in Richmond.

With his guidance, the franchise completed a 1.5 million dollar renovation of The Diamond, where they opened Eastern League play in 2010. During their inaugural season, the club quickly established itself as a leader in the community, while smashing corporate and ticket sales expectations. With "Parney" at the helm, the Flying Squirrels led the Eastern League in both overall and average attendance, welcoming 463,842 (6,626) fans to The Diamond. Through innovative marketing and branding initiatives, the club posted record-breaking merchandise sales, and was awarded Logo of the Year for 2010 by *Ballpark Digest*.

Upon the completion of their inaugural season, the franchise was recognized as the Richmond Business of the Year by the Greater Richmond Chamber of Commerce (GRCC). "Parney" also currently serves the Richmond Chapter of the Cal Ripken Sr. Foundation Board of Trustees, as well as the Richmond Police Athletic League Board of Directors. Due to his flamboyant nature and wealth of experience in professional sports, "Parney" has also become one of the most popular speakers and guest lecturers in the region.

Prior to joining the effort to return baseball to Richmond, "Parney" served as the President of the Greenberg Sports Group (GSG), which provides management, consulting and marketing services to the sports industry across the country. GSG also manages the overall operations of Minor League Baseball's State College (PA) Spikes (Short-A/New York-Penn League) and Myrtle Beach (SC) Pelicans (A/Carolina League). "Parney" held the title of President for both franchises. 2011 will mark Parnell's 22nd season in minor league baseball. In addition to his roles with both the State College and Myrtle Beach franchises, he spent seven seasons (2002-08) as the General Manager of the Double-A Eastern League's Altoona Curve, a position he relinquished in December, 2008, after the sale of the franchise from Curve Baseball LP to the family of Robert F. Lozinak.

During his time as the Curve's General Manager, the club set numerous single-game and season attendance records, continually re-invested private money into capital improvement projects at Blair County Ballpark, and helped the franchise gain national stature as one of the most creative and innovative teams in professional sports. The Curve won the prestigious Larry MacPhail Promotional Award in 2004, the 2006 Baseball America Freitas Award as the top Double-A franchise and added the highest honor bestowed annually upon a Minor League Baseball club, the John H. Johnson President's Trophy, in 2006. Altoona became only the 11th franchise to receive all three major awards, and was the first team to accomplish the feat in less than three years.

Prior to joining the Curve, the North Carolina native was the Vice President and GM of the Single-A Kannapolis (NC) Intimidators (formerly the Piedmont Boll Weevils) in the South Atlantic League from 1997 to 2001. During his tenure in Kannapolis, the club set attendance records (either overall or average) in each of his first four seasons and made the playoffs in 1998 and 2000. For his efforts, Parnell was named the 1999 South Atlantic League General Manager of the Year.

The 44-year old graduated from Messiah College in 1988 with a degree in physical education and a minor in business. He has two daughters, Lindsay (16) and Samantha (13).



The Many Faces of Parney



PAPIERNIAK

Bill Papierniak
General Manager

Bill enters his 14th season in professional baseball and serves as the General Manager of the Richmond Flying Squirrels. His leadership helped the Flying Squirrels build the franchise in little more than seven months, culminating in minor league merchandising records, an Eastern League attendance title and multiple community impact awards. He came to Richmond from the Daytona Cubs (Chicago Cubs - Florida State League) where he spent six seasons as their General Manager.

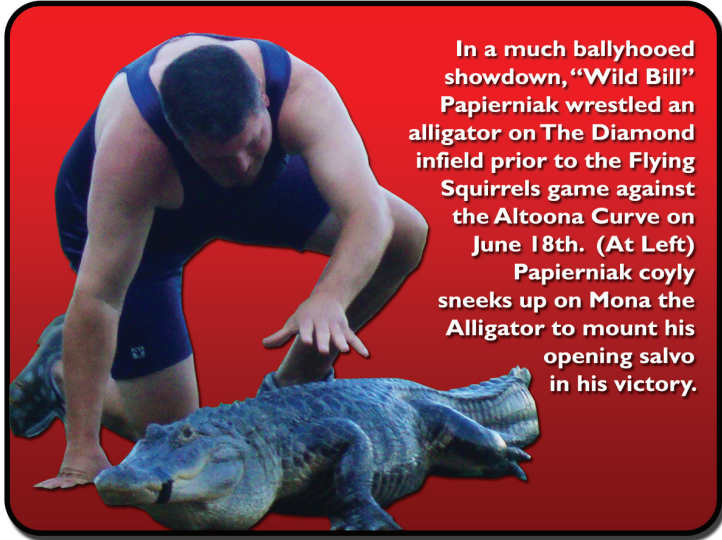
Bill was tabbed as the "Executive of the Year" by the Florida State League following the 2009 season, his final campaign before joining the Flying Squirrels. Under his watchful eye, the Daytona Cubs franchise was recognized for a ground-breaking 2006 season and continued contribution to Minor League Baseball by being named the winner of Baseball America's 2006 Bob Freitas "Organization of the Year" Award for the Single-A level.

Over his six seasons with the Daytona Cubs, Papierniak helped the Cubs set attendance records at Jackie Robinson Park in five consecutive seasons. The team also shattered sponsorship and corporate sales records, becoming an award-winner and one of the most respected in Minor League Baseball.

Prior to joining the Cubs, the Northern Virginia native was a member of the Hagerstown Suns in the South Atlantic League for two seasons, ascending to the role of Assistant General Manager. During his tenure, the Suns were tabbed by ESPN in 2002 and 2003 with a "Veeckie" for top promotions in Minor League Baseball. For his efforts, Papierniak was named the 2002 South Atlantic League "Sales Executive of the Year."

Bill spent the first four seasons of his minor league baseball career with the Carolina League's Lynchburg Hillcats as the club's Director of Group Sales and Promotions.

Papierniak graduated from James Madison University with a B.B.A in management. He and his wife Michelle live in Midlothian along with their son Trae (7) and two daughters Ainsley (4) and Adalyn, who he and Michelle welcomed during the Flying Squirrels' inaugural season.



Organization

2011 Flying Squirrels

2010: In Review

History & Records

Eastern League

SF Giants

General Info



ORGANIZATION

Organization

2011 Flying Squirrels

2010: In Review

History & Records

Eastern League

SF Giants

General Info



DENLINGER

Tom Denlinger Assistant General Manager

Denlinger joined the Flying Squirrels in the role of Assistant General Manager in September of 2009. He was part of the initial team on the ground in Richmond that began the franchise from a single conference table at The Diamond. He was integral in the start-up of the franchise, overseeing all aspects of corporate sales, ticket programs and group sales. With his help, the Flying Squirrels shattered initial expectations for both corporate and ticket sales, leading the Eastern League in attendance during their inaugural season. His work also led the Flying Squirrels to become quickly ingrained throughout Richmond's corporate culture.

2011 will mark Denlinger's 9th season in Minor League baseball, having previously spent time with the Daytona Cubs (Advanced-A – Florida State League) and the Delmarva Shorebirds (A – South Atlantic League).

The 31-year old graduated from Messiah College in 2003 with a degree in Sports Management. Following his graduation, he got his start in minor league baseball with the Reading Phillies (Double-A - Eastern League), then under the direction of current Flying Squirrels' Chief Executive Manager Chuck Domino. During his lone season with Reading, he played a role in the R-Phils leading the league in attendance and establishing records for attendance and sales.

After his experience in Reading, Tom went to work for the Shorebirds. During his three seasons in Delmarva, he ascended through the groups and sponsorship departments while establishing new sales records in each. He then joined Flying Squirrels' General Manager Bill Papierniak in Daytona, rising to the role of Assistant General Manager, a position he held through the 2009 season. During his tenure in Daytona, the Cubs established new community initiatives, while shattering attendance and sponsorship records.

During his first season in Richmond, Denlinger became active in the Richmond business community, frequently speaking

to business leaders and groups. His work in that area helped the Flying Squirrels become the Greater Richmond Chamber of Commerce's Business of the Year for 2010.

Denlinger is a native of Paradise, PA, and an avid sports fan. He currently lives in Richmond and is involved with his church. Although he is currently rehabbing his knee, he plans to return to the many community athletic leagues that he participates in.



Wearing many hats with the Flying Squirrels, Denlinger filled in as on-field emcee during the Squirrels Tribute to Racing on June 8th. Above, he interviews Hermie Sadler

ORGANIZATION



Flying Squirrels On the Air

The 2011 season of Flying Squirrels baseball can be heard locally on the radio on the flagship station for Flying Squirrels Baseball, Sports Radio 910 AM. Broadcasts will begin one half-hour before scheduled first pitch with the Flying Squirrels pregame show hosted by Anthony Oppermann. Game broadcasts will also include a half-hour post-game show hosted by Oppermann. Flying Squirrels game broadcasts will also be heard world-wide online at SportsRadio910.com.



LAASER

Jon Laaser
Radio Broadcaster

Jon Laaser, 31, returns for a second season behind the microphone for all 142 Flying Squirrels games in 2011. He came to Richmond following a one-season stint as the lead broadcaster for the Montgomery Biscuits (Double-A – Tampa Bay Rays). He has been reunited in Richmond with Flying Squirrels' Vice President & COO Todd "Parney" Parnell, whom he worked with while calling games for the Myrtle Beach Pelicans (Advanced-A – Atlanta Braves) in 2008 and the Altoona Curve (Double-A – Pittsburgh Pirates) in 2007. A native of Minneapolis, MN, he has also provided play-by-play for the Yakima Bears (A – Arizona Diamondbacks), St. Paul Saints (Independent) and St. Cloud River Bats (Summer Collegiate). During the offseason, the versatile broadcaster was also heard calling the action for Virginia Commonwealth University Women's Basketball, and as a fill-in sports talk radio host on Sports Radio 910. Laaser has also served as the lead announcer for Charleston Southern University football and men's basketball, the Minnesota State High School Football/Basketball Championships and Hamline (MN) University football. His broadcasting career began in sports talk radio, with Clear Channel's KFAN in his native Minneapolis.



OPPERMANN

Anthony Oppermann
Radio Broadcaster

Anthony Oppermann, 28, also returns for a second season in the Flying Squirrels' radio booth in 2011. He will continue to provide play-by-play during Flying Squirrels' home games and select road games, as well as serving as host of the Flying Squirrels' pre and post-game shows. Prior to joining the Flying Squirrels, the experienced broadcaster most recently occupied the role of "Voice of the R-Phils," as the lead broadcaster for the Reading Phillies (Double-A – Philadelphia Phillies) in 2009. A native of La Grange, TX, Oppermann spent two seasons (2007, '08) as the lead broadcaster for the Potomac Nationals (Advanced-A – Washington Nationals), based in Woodbridge, VA. His baseball resume also includes time spent with the Daytona Cubs (Advanced-A – Chicago Cubs) and Round Rock Express (Double-A – Houston Astros). Upon coming to Richmond in the Fall of 2009, he rejoined Flying Squirrels' CEM Chuck Domino, whom he worked with in Reading, as well as Flying Squirrels' General Manager Bill Papierniak, whom he worked with in Daytona.

Organization

2011 Flying Squirrels

2010: In Review

History & Records

Eastern League

SF Giants

General Info

ORGANIZATION

NUTZY

NUTZY

Director of Funn



Making a grand entrance in Richmond, the face of the Flying Squirrels franchise memorably arrived on February 11th, 2010 at a birthday party held at the historic Byrd Theatre. With confetti flying and the unrivaled cinematic score from the 1984 masterpiece "Karate Kid" announcing his presence, the masked avenger emerged from behind a slowly-raising curtain and silently announced his intention to protect The Diamond from stolen bases and those not deemed to be having enough Funn.

Nutzy quickly became one of the most recognizable figures in the Richmond community, making hundreds of appearances throughout the city during his first year. Highlights among them include: repelling off the Sun Trust Building in Downtown Richmond, opening the city's skating rink and appearing at the GRCC awards banquet, where the Flying Squirrels were presented with the award as Richmond's "Business of the Year."

His presence was a fixture at The Diamond during the Flying Squirrels' inaugural season, and merchandise bearing his likeness helped the Flying Squirrels smash minor league baseball merchandising records.



Following their inaugural season in 2010, the Flying Squirrels introduced new animated depictions of Nutzy as part as their effort to enhance the Nutzy character.

The two new depictions, including the Fight or Flight (Above), and Power Stance (Right), were created by Eastwood Media, and will be used in conjunction with a comic theme for the 2011 season.



NUTZY

Full Name:	Nutzy
Gender:	Male
Height:	5'9"
Weight:	N/A (100% Muscle)
Birthday:	February 11, 2010
Resides:	Squirrels' Nest
Best Friends:	Parney, Sandy Cheeks, Squirrel Tails Kids's Club Members
Education:	A-Cornell University
Major:	Li-Tree-Ture

Favorites:	
Foods:	Nuts and Berries Pizza, Crushed Acorn Tacos
Quote:	Have FUNN, Go NUTS!
Comic Books:	Spiderman, Fantastic Four, Captain America
Cartoon:	Rocky and Bullwinkle
Movies:	Ice Age, The Sandlot
Workout:	Running (360 ft. a day)

2011 FLYING SQUIRRELS





2011 FLYING SQUIRRELS

Organization

2011 Flying Squirrels


2010: In Review

History & Records

Eastern League

SF Giants

General Info



Dave Machemer


Manager

Years with Giants:
Professional Experience:
Flying Squirrels' Debut:
Resides:
Acquired:


6 Seasons
37 Seasons/21 (Manager)
N/A
Stevensville, MI
Signed by Giants Prior to 2005 Season

Machemer returns to the Double-A level for his 7th season in the Giants organization, the 4th he will spend at the helm of San Francisco's Double-A entrant. He spent each of the last two seasons as the skipper of the Augusta GreenJackets (A - South Atlantic). In 2010, he led the Jackets to the best overall record in the SAL Southern Division, and second best overall mark in the league. However, his team failed to reach the postseason, having not claimed either the first or second half. In his first season in Augusta, he led the Jackets to the best overall record in the SAL (76-43), but also missed the playoffs due to not winning either half. Prior to Augusta, the veteran minor league manager spent one season leading the Arizona Rookie League Giants, posting a 36-20 record. He spent the previous three seasons (2005-07) guiding the Flying Squirrels' predecessor, in Connecticut. Known as the Norwich Navigators during his first season in 2005, and Connecticut Defenders in '06 and '07.

He has recorded 1,424 victories in a managerial career that began in 1985. 2011 will mark his 38th campaign in professional baseball, and 21st as a manager. Prior to joining the Giants organization, he spent the previous three seasons in the Montreal Expos' chain, as skipper at Double-A Harrisburg (2003-04), and Clinton (A - Midwest) in 2002. He was also a minor league manager or coordinator with the Milwaukee Brewers (1985-91), Expos (1992-95) and Baltimore Orioles (1996-2002). Other managerial stops include Double-A Bowie (2001), Single-A Frederick (2000), Triple-A Rochester (1999), Single-A Delmarva (1998), Double-A El Paso (1996-97), Triple-A Denver (1989-90), Single-A Stockton (1987-88) and Rookie-level Beloit (1985). An infielder during his playing days, he appeared in 29 Major League games between the 1978 and 1979 seasons. He currently resides in Stevensville, MI.



2011 FLYING SQUIRRELS



Ross Grimsley

Pitching Coach

Years with Giants:	12 Seasons
Professional Experience:	18 Seasons
Flying Squirrels' Debut:	4/8/2010
Resides:	Owings Mill, MD
Acquired:	Signed by Giants Prior to 1999 Season

Grimsley marks his 13th season in the Giants organization and second in Richmond in 2011. Grimsley also served as Flying Squirrels' Pitching Coach during their inaugural season in 2010. His staff finished fourth in the Eastern League in ERA (3.71) and runs allowed (586). In 2009, he served as the pitching coach for the Flying Squirrels' predecessor, the Connecticut Defenders (Double-A – Eastern League), guiding the staff to the third lowest ERA in the league (3.53). He spent the four previous years (2005-08) as the pitching coach for the Augusta Greenjackets (A – South Atlantic League). In 2008, his staff posted the lowest ERA (2.95) in the Giants' chain, while staff-ace Madison Bumgarner was named the Most Outstanding Pitcher in minor league baseball. His hurlers boasted 18 staff shutouts in both 2006 and 2007. He spent one season (2004) as the pitching coach at Fresno (Triple-A – Pacific Coast League), and two (2002-03) with the Giants' Double-A affiliate in Norwich, CT. He spent one season (2001) as a roving organizational pitching instructor after beginning his association with the Giants in 1999 and spending two seasons as the pitching coach for Double-A Shreveport. Before joining the Giants, he also served as a coach in the Seattle Mariners, Atlanta Braves, Baltimore Orioles and Philadelphia Phillies organizations.

As a left-handed pitcher, he spent 11 Major League seasons with the Cincinnati Reds (1971-73), Baltimore Orioles (1974-77, '82), Montreal Expos (1978-80) and Cleveland Indians (1980). After being named to the *Baseball Digest* 1971 All-Star Rookie Team, he went on to pitch in three (3) League Championship Series (1972, 1973 and 1974), as well as the World Series in 1972 and All-Star Game in 1978. He tossed a two-hitter in game four of the 1972 NLCS (vs. Pittsburgh Pirates) and went on to claim a pair of victories in that season's World Series (vs. Oakland Athletics). After signing with the Expos as a free agent in 1978, he became the first 20-game winner in franchise history (1978) and was named the Expos' Player of the Year in the same season. He recorded double-digit win totals in eight of his 11 seasons, and finished his career with a record of 124-99 and an ERA of 3.81 in 345 appearances. He currently resides in Owings Mill, MD.



Ken Joyce

Hitting Coach

Years with Giants:	1 Season
Professional Experience:	16 Seasons
Flying Squirrels' Debut:	N/A
Resides:	Portland, ME
Acquired:	Signed by Giants Prior to 2010 Season

Enters his second season with the Giants' organization, having spent his first in 2010 as the hitting coach for the Triple-A Fresno Grizzlies. The Grizzlies finished 4th in the Pacific Coast League with a collective .283 team batting average. Joyce also oversaw the final development of Buster Posey, who hit .347 in 47 games, before he ascended to the Major Leagues and claimed National League Rookie of the Year honors. Prior to joining the Giants, he spent eight seasons (2002-09) with the Toronto Blue Jays. He spent 2009 as the Hitting Coach with the Blue Jays' Triple-A entrant, the Las Vegas 51's. He will be returning to the Eastern League, having filled the same role with the New Hampshire Fisher Cats for two seasons in 2007-08. He was also a manager in the Blue Jays' system at the Single-A level from 2004-06. Before his stint with Toronto, Joyce worked for both the Adirondack Lumberjackets (2001) and the Catskill Cougars (2000) of the independent Northern League. From 1994 to 1999, he served in a variety of roles for the Florida Marlins; Bullpen Coach (Portland - AA - 1994-95), Hitting Coach (Portland - AA - 1996), Hitting Coach (Utica - SS-A - 1997), and Manager (Utica - SS-A - 1998-99). As a pitcher, he saw action over five different seasons with Toronto (1991), Oakland (1992-94), and Minnesota (1995).

Joyce attended the University of Southern Maine, earning a BA in History and Education. He played in the 1985 NAIA College World Series before spending four seasons as an assistant coach at University of Southern Maine as well as coaching in the 1989 NCAA NAIA Division III World Series. He was elected to the University of Southern Maine Hall of Fame in 1998, and was elected into State of Maine Baseball Hall of Fame in 2001. He currently resides in Portland, ME with wife Janet, son, Tommy and daughter, Jill.

Organization

2011 Flying Squirrels

2010s In Review

History & Records

Eastern League

SF Giants

General Info



2011 FLYING SQUIRRELS

Organization


2011 Flying Squirrels

History & Records 2010: In Review

Eastern League

SF Giants

General Info



Ehire Adrianza

INF

Height/Weight: 6-0/168
Bats/Throws: S/R
Born: August 21, 1989 in Miranda, VZ
Resides: Miranda, VZ
Acquired: Signed by Giants as N DFA
 April 26, 2006

Adrianza is rated by *Baseball America* as the top defensive infielder in the San Francisco system, which is saying something, particularly when it is noted that he plays the same position as 2010 Squirrel Brandon Crawford, who is lauded as having Gold Glove potential as well. A solid season at the plate, combined with an awe-inspiring campaign in the field with San Jose in 2010 has propelled him from the #8 prospect in the Giants' system prior to the 2010 season, to #5 on the list heading into 2011. 21 until August, he was added to the 40-man roster in the fall of 2010. He was invited by the Giants to big league camp for the second consecutive spring training prior to the 2011 season. He remains a level behind Crawford in his ascension to San Francisco and projects to open the season as the Squirrels' everyday shortstop. However, if he showcases that he can handle Eastern League pitching early in the season, he could potentially hit his way back to the west coast before summer's end.

2010

Rated 2nd among California League shortstops with a .972 fielding percentage ... Committed just 16 errors in 569 chances ... Did not commit an error after July 31st, finishing the regular season with a 26-game errorless string ... Posted career-highs in virtually every offensive category, including: runs (70), hits (114), 2Bs (22), 3Bs (5), HRs (3), walks (47), strikeouts (87), stolen bases (33) and stolen base attempts (48) ... 33 stolen bases were 4th in the California League ... Was selected as the top defensive infielder in the California League by nearly a unanimous vote among league managers ... Rated 8th best prospect in the Giants' system by *Baseball America* prior to the season ... Started all eight (8) games for San Jose in the California League playoffs as they claimed a second consecutive league championship ... Batted .250 in the post-season (5-20), including a 2B and a HR ... Spent entire season with San Jose, his first appearance above the low-A level ... Added to the Giants' 40-man roster following the season ... Invited to first big league spring training prior to the season.

2009

Spent his entire first full-season with low-A Augusta in the South Atlantic League ... Appeared in a career-high 117 games, hitting .258 (100-388) ... Was 19 for the majority of the season, making him one of the youngest regulars in the SAL ... Ranked second among SAL shortstops with a .942 fielding percentage ... Committed 30 errors in 513 total chances ... Rated as the #6 prospect in the Giants' system by *Baseball America* prior to the season.

2008

Missed most of the season with a broken foot ... Despite appearing in just 15 games in the Arizona Rookie League, he was rated as the top infield prospect in the circuit ... Appeared in two games with Triple-A Fresno when they were short on infielders during a series with Tucson and recorded three hits ... Made his domestic debut at the age of 18 after spending two seasons in the Dominican Summer League in 2006 and 2007.

Personal & Miscellaneous

Native of Miranda, Venezuela ... Signed by the Giants as a 16-year old on April 26, 2006 ... Is the nephew of current Chicago White Sox manager and former major league shortstop Ozzie Guillen ... Omar Vizquel watched him field grounders in the AZL in '08 and proclaimed that his glove would get him to the major leagues.

ADRIANZA'S CAREER HIGHS

Runs: 3 (x2) last, 9/3/08 vs. VAN
Hits: 3 (x4) last, 7/25/09 vs. KAN
HR: 1 (Many) last, 8/26/10 vs. VIS
RBI: 4 6/14/10 vs. HD
SB: 2 5/29/09 vs. GVL

ADRIANZA'S CAREER BATTING STATISTICS

Year	Team	League	ORG	AVG	G	AB	R	H	2B	3B	HR	RBI	BB	IBB	SO	SB	CS	OBP	SLG	OPS
2006	DSL Giants	DSL	SF	.156	44	122	17	19	2	1	0	7	24	0	31	3	2	.311	.189	.500
2007	DSL Giants	DSL	SF	.241	66	249	44	60	17	2	0	30	41	1	31	23	6	.351	.325	.676
2008	Fresno	PCL	SF	.500	2	6	2	3	1	0	0	0	2	0	1	0	0	.625	.667	1.292
2008	AZL Giants	AZL	SF	.255	15	55	13	14	4	0	1	6	7	0	4	0	1	.349	.382	.731
2008	Salem-Keizer	NOR	SF	.400	1	5	3	2	0	0	0	0	0	0	1	0	0	.400	.400	.800
2009	Augusta	SAL	SF	.258	117	388	54	100	15	3	2	46	42	0	66	7	1	.333	.327	.660
2010	San Jose	CAL	SF	.256	124	445	70	114	22	5	3	35	47	0	87	33	15	.333	.348	.681
	Minor League Totals			.246	369	1270	203	312	61	11	6	124	163	1	221	66	25	.337	.325	.662

2011 FLYING SQUIRRELS



Luke Anders

1B

Height/Weight: 6-6/225
Bats/Throws: L/L
Born: October 2, 1986 in Bryan, TX
Resides: Bryan, TX
Acquired: Selected by Giants in the 32nd Round 2009 June Draft

Anders played all four seasons of college baseball at Texas A&M, and that polish has shown since joining the Giants' organization after his drafting in the 32nd round of the 2009 draft. He has hit for a steady average over his two professional seasons, and showed a power-stroke that netted 14 home runs in the South Atlantic League last season. His developmental track would indicate that Anders will more than likely open the season with San Jose. However, an already thin crop of first basemen in the system is still recovering from the loss of Angel Villanona after the 2009 season. Because of that, there is an opportunity for Anders to hit his way into the first basemen's job with Richmond at some point in the season.

2010

Spent entire first full-season with low-A Augusta of the South Atlantic League ... 2nd in the circuit in strikeouts (147) ... Appeared in a career-high 130 games, making 127 starts at first base ... Rated 3rd on the club in Slugging (.443) and 2nd in OPS (.783) ... Led team in strikeouts (147) ... Enjoyed his best month of the season in June, batting .309 ... Also batted .300 in April ... Augusta Player of the Month in April ... Hit .292 before the All-Star break, and .278 after ... Hit .302 at home and .271 on the road ... Hit .289 against right-handers and .274 against left-handers.

2009

Drafted by the Giants out of Texas A&M in the 32nd round of the June draft ... Signed in time to spend the entire short-season with Salem-Keizer (SS-A) ... 41 RBIs ranked 2nd on the club (Drew Biery - 48) ... Made 26 starts as the Volcanoes cleanup hitter, batting .299 with 23 RBIs in that spot ... Hit .313 in four post-season games, helping the Volcanoes to the Northwest League title.

Amateur

Played four seasons for Texas A&M ... Was named first-team All-Big 12 in both his sophomore and junior seasons, becoming the first Aggie to accomplish the feat in back-to-back seasons in more than a decade ... Won the team's Wally Moon Award following his sophomore season as the player who showed the most improvement from the start of fall practice to the conclusion of the season ... Appeared in seven (7) games as a left-handed pitcher in his freshman season ... Was named to the Brooks Wallace preseason watch list prior to his junior season ... Earned three (3) varsity letters at A&M Consolidated High School in College Station, TX ... Pitched and played first base, helping to lead squad to the Texas State Tournament.

Personal & Miscellaneous

Full name is Lucas Daniel Anders ... Son of Steven and Cecilia of College Station, TX ... Also earned two letters in football in high school, playing both defensive end and tight end ... Originally drafted in the 16th round of the 2008 draft by the New York Yankees, but did not sign, opting to return to Texas A&M for his senior season ... Was an agriculture and development major in college ... One of four children ... Has an older sister Pam and a younger sister Stephy ... Younger brother Nick played with him on the Aggies team ... Nick is one year younger ... Cited his career goals as managing a wildlife ranch when he graduated from college ... Enjoys hunting, fishing and playing washers in his spare time.

ANDERS' CAREER HIGHS

Runs:	4	9/5/09 vs. EUG
Hits:	5	6/28/10 vs. KAN
HR:	2	4/25/10 vs. ASH
RBI:	5	6/27/10 vs. KAN
SB:	1 (x3)	7/12/10 vs. KAN

ANDERS' CAREER BATTING STATISTICS

Year	Team	League	ORG	AVG	G	AB	R	H	2B	3B	HR	RBI	BB	IBB	SO	SB	CS	OBP	SLG	OPS
2009	Salem-Keizer	NOR	SF	.284	58	208	35	59	10	1	5	41	30	2	48	2	2	.370	.413	.783
2010	Augusta	SAL	SF	.285	130	501	71	143	29	4	14	62	43	1	147	1	4	.340	.443	.783
Minor League Totals				.285	188	709	106	202	39	5	19	103	73	3	195	3	6	.349	.434	.784

Organization

2011 Flying Squirrels

2010: In Review

History & Records

Eastern League

SF Giants

General Info



2011 FLYING SQUIRRELS

Organization

2011 Flying Squirrels

2010: In Review

History & Records

Eastern League

SF Giants

General Info



Brian Anderson

RHP

Height/Weight: 6-3/210
Bats/Throws: R/R
Born: May 25, 1983 in Mission Viejo, CA
Resides: Alison Viejo, CA
Acquired: Selected by Giants in the 14th Round 2005 June Draft

Drafted in 2005 out of Long Beach State, Anderson was on the fast-track to a bullpen job in San Francisco after a record-setting season with San Jose (A+) in 2006 and a strong follow-up campaign with the Connecticut Defenders (AA) in 2007. However, an elbow strain in his right elbow discovered during spring training of 2008 would keep him off the mound for two full seasons following Tommy John surgery. Finally healthy in 2010, he returned to the hill in San Jose, turning in a solid comeback season with 33 appearances in relief. Once a top-20 prospect (2007) in the Giants' chain, Anderson's comeback trail will likely lead him to a bullpen spot with the Flying Squirrels to open the season. Although Jason Stoffel will likely serve as the opening day closer, Anderson's experience at the back end of the bullpen could make him an ideal fit for the setup role.

2010

Returned to the mound for the first time since appearing in the Arizona Fall League following the 2007 season ... Logged 50.2 innings over 33 appearances, the first of which came on May 9th against the High Desert Mavericks ... Posted a 1.48 ERA in eight (8) appearances during the month of July ... Made three (3) relief appearances during San Jose's playoff run.

2009

DID NOT PITCH - INJURED ... Missed second consecutive season entirely after suffering a setback during his rehabilitation from Tommy John surgery.

2008

DID NOT PITCH - INJURED ... Felt a twinge in his elbow during spring training, which turned out to be a ligament tear ... Opted to have Tommy John surgery and was expected to miss 12-18 months.

2007

Advanced to Double-A for the first time, where he spent the entire season as the closer for the Connecticut Defenders ... Tied for the Eastern League lead with 29 saves in 35 chances (Matt Peterson - Altoona) ... Had a 3.00 ERA before the All-Star break in 31 appearances and 6.28 ERA in 14 appearances after the break ... Named to the Eastern League mid-season All-Star team ... Played for Scottsdale in the prestigious Arizona Fall League following the season and earned four saves while not allowing an earned run over 12.1 innings ... Giants' 19th ranked prospect entering the season.

2006

Spent the entire season with San Jose in the California League ... Led the California League and all of minor league baseball in saves (37) ... Named to CAL mid-season and postseason All-Star teams ... Named CAL Pitcher of the Year.

2005

Spent first professional season with Salem-Keizer ... Named the NWL Rolands Relief Man of the Year ... Named to the NWL postseason All-Star team ... Led the NWL in saves, converting 19 of 20 chances in the regular season.

Personal & Miscellaneous

Attended Long Beach State University, pitching in relief for the "Dirtbags" ... Graduated from Laguna Hills (CA) High School ... Selected by the Giants in the 14th round of the 2005 June draft ... Born in Mission Viejo, CA ... Currently resides in Aliso Viejo, CA ... Left-hander Brian Anderson, formerly of the Tampa Bay Rays, shares his name, and also his elbow trouble, having had his career ended by an elbow tear.

ANDERSON'S CAREER HIGHS

IP (Starter): Has Never Started
IP (Reliever): 3.0 (x3) last, 8/27/06 vs. VIS
Hits: 8 7/18/07 vs. NBR
BB: 3 6/16/10 vs. HD
SO: 5 (x2) 8/27/06 vs. VIS

ANDERSON'S CAREER PITCHING STATISTICS

Year	Team	League	ORG	W	L	PCT	ERA	G	GS	CG	SHO	SV	SVO	IP	H	R	ER	HR	HB	BB	SO	WP	AVG
2005	Salem-Keizer	NOR	SF	3	1	.750	1.95	27	0	0	0	19	20	27.2	16	6	6	2	1	3	42	1	.162
2006	San Jose	CAL	SF	1	1	.500	1.86	54	0	0	0	37	39	67.2	44	14	14	5	1	17	85	1	.183
2007	Connecticut	EAS	SF	1	5	.167	3.93	47	0	0	0	29	35	50.1	55	27	22	4	0	20	46	0	.275
2008	INJURED - DNP	SF	SF	0	0	.000	0.00	0	0	0	0	0	0	0.0	0	0	0	0	0	0	0	0	.000
2009	INJURED - DNP	SF	SF	0	0	.000	0.00	0	0	0	0	0	0	0.0	0	0	0	0	0	0	0	0	.000
2010	San Jose	CAL	SF	3	1	.750	3.55	33	0	0	0	1	3	50.2	47	28	20	2	0	20	35	7	.239
Minor League Totals				8	8	.500	2.84	161	0	0	0	86	97	196.1	162	75	62	13	2	60	208	9	.220

2011 FLYING SQUIRRELS



Drew Biery

INF

Height/Weight: 6-1/210
Bats/Throws: R/R
Born: May 14, 1986 in Fort Worth, TX
Resides: Fort Worth, TX
Acquired: Selected by Giants in the 22nd Round 2009 June Draft

Biery exploded onto the professional scene during his first season in 2009. Drafted out of Kansas State University in the 22nd round of the 2009 draft, he hit .326 with Salem-Keizer in the short-season A Northwest League. He was named NWL MVP, and was also named as a postseason All-Star at two different positions (3B, DH). He jumped a level, advancing to San Jose (Advanced-A) in 2010, and although he didn't post staggering offensive numbers, he certainly held his own over the course of 115 games. If he is kept on the aggressive path he has followed to this point in his career, he could open the season as the Flying Squirrels' third baseman.

2010

Skipped a level by the Giants, spending the entire season with Advanced-A San Jose ... Batted .245 in 115 games ... Made 75 starts at third base, and 39 starts at first base ... Committed just 12 errors over the course of the season, boasting a .977 fielding percentage in 522 total chances ... 4th on club with 66 RBIs, and 3rd on team with 14 home runs ... Hit .270 prior to the All-Star break, but just .227 following it ... Hit .250 (5-20) in five (5) postseason appearances as San Jose claimed the California League championship ... Was hit in the throat by a ground ball during a game on July 5th against Bakersfield, landing him in the hospital ... Made a complete recovery and returned against High Desert nine days later.

2009

Made professional debut with Salem-Keizer in the short-season Northwest League ... Named Northwest League Most Valuable Player ... Named to postseason All-Star team at two different positions (3B, DH) ... Finished 3rd in the league in RBIs (48), and 7th in batting average (.326) ... Earned Hitter of the Week honors (July 20-27) ... Hit .235 (4-17) in four (4) playoff games, also hitting a home run as the Volcanoes claimed the league title ... Started all four (4) post-season games at third base.

Amateur

Was a four-year (2006-09) letter winner at Kansas State University ... Helped the Wildcats earn their first ever berth in the NCAA tournament in his senior season ... Program was in its 109th season of existence ... Was named honorable mention all-Big 12 following his senior season ... Hit .297 in his four-year career at KSU ... Made 123 career starts, hitting 20 career home runs and notching 126 RBIs ... Was a four-year starter in high school at Arlington Lamar (TX) High School.

Personal & Miscellaneous

Drafted by the Giants in the 22nd round of the 2009 draft ... Full name is Andrew Biery, but goes by Drew ... Born and raised in Fort Worth, TX, where he continues to make his off-season home.

BIERY'S CAREER HIGHS

Runs:	3 (x3)	last, 6/5/10 vs. BAK
Hits:	4	6/4/10 vs. BAK
HR:	3	7/25/09 vs. YAK
RBI:	6	6/4/10 vs. BAK
SB:	2	8/4/09 vs. SPO

BIERY'S CAREER BATTING STATISTICS

Year	Team	League	ORG	AVG	G	AB	R	H	2B	3B	HR	RBI	BB	IBB	SO	SB	CS	OBP	SLG	OPS
2009	Salem-Keizer	NOR	SF	.326	59	215	43	70	14	1	6	48	27	1	39	4	1	.406	.484	.890
2010	San Jose	CAL	SF	.249	115	414	53	103	15	2	14	66	39	1	99	8	7	.322	.396	.718
Minor League Totals				.275	174	629	96	173	29	3	20	114	66	2	138	12	8	.351	.426	.777

Organization

2011 Flying Squirrels

2010 In Review

History & Records

Eastern League

SF Giants

General Info



2011 FLYING SQUIRRELS

Organization

2011 Flying Squirrels

2010: In Review

History & Records

Eastern League

SF Giants

General Info



Brock Bond

INF

Height/Weight: 5-11/185
Bats/Throws: S/R
Born: September 11, 1985 in St. Louis, MO
Resides: St. Louis, MO
Acquired: Selected by Giants in the 24th Round 2007 June Draft

The well-traveled story goes that the Giants drafted Bond by mistake when they took him out of the University of Missouri in the 24th round of the 2007 draft, intending to select Casey Bond (unrelated) instead. They certainly wouldn't swap the pair now. Bond has hit at every level he has ascended to, including winning the Eastern League batting title (.333) with Connecticut in 2009. That season forced *Baseball America* to take notice, as they finally moved him into the organization's top-30 prospects. It also prompted the Giants to promote him to Fresno (AAA) to begin the 2010 season. He adapted to the Pacific Coast League well, hitting .294 before the All-Star break while taking most of the playing time at second base for the Grizzlies. Caught in a numbers game at the tail-end of the season, he came back to Richmond to help the depleted Flying Squirrels finish the campaign. His numbers support a roster spot in Fresno, but the Giants have crowded ranks in the system's middle infield, potentially leaving Bond back in the numbers crunch in 2011.

2010

Advanced to Triple-A for the first time, opening the season as the everyday second baseman for the Fresno Grizzlies ... Acclimated himself well, hitting .304 (24-79) in April ... Batted .333 (30-90) in July, his most productive month of the season ... Hit .294 (84-286) before the All-Star break ... Made debut with Flying Squirrels on August 26th ... Appeared in 12 games and finished the season in Richmond ... Made starts at second base, third base and left field.

2009

Won the Eastern League batting title (.333) and led the league in OBP (.429) ... Appeared in a career-high 122 games (regular season) ... Swiped a career-best nine (9) bases ... Named a mid-season and postseason Eastern League All-Star ... Hit .367 (11-30) in eight (8) postseason games, while also boasting a playoff OBP of .486.

2008

Combined to hit .315 (96-305), splitting the season between Low-A Augusta and High-A San Jose ... Promoted to San Jose on June 25th after hitting .333 (50-150) over the first 42 games of the season

2007

Began professional career in Arizona League (Rookie) before gaining a promotion to Short-Season A Salem-Keizer on July 18th ... Torched Northwest League pitching (.342 - 54-158) in 42 games to finish the season ... OBP of .453 while with Volcanoes still stands as a career-high.



**Flying Squirrels' Debut
8/26/10 @ Altoona**

BOND'S CAREER HIGHS

Runs: 4 8/10/10 vs. ALB
Hits: 5 6/19/09 vs. ALT
HR: 1 (x3) 6/6/10 vs. SAC
RBI: 3 (x7) last, 6/27/10 vs. LAS
SB: 2 8/15/10 vs. IOW

BOND'S CAREER BATTING STATISTICS

Year	Team	League	ORG	AVG	G	AB	R	H	2B	3B	HR	RBI	BB	IBB	SO	SB	CS	OBP	SLG	OPS
2007	AZL Giants	SF		.227	18	44	4	10	0	2	0	6	6	0	3	2	1	.345	.318	.663
2007	Salem-Keizer	NOR	SF	.342	42	158	41	54	10	2	0	19	26	0	21	7	2	.453	.430	.883
2008	Augusta	SAL	SF	.333	42	150	28	50	6	0	1	24	13	0	20	6	3	.401	.393	.794
2008	San Jose	CAL	SF	.297	45	155	26	46	6	0	0	19	20	0	31	9	3	.394	.335	.729
2009	Connecticut	EAS	SF	.333	122	450	93	150	21	5	1	33	67	5	69	13	15	.429	.409	.838
2010	Fresno	PCL	SF	.285	117	403	62	115	24	4	1	35	66	1	63	9	4	.397	.372	.769
2010	Richmond	EAS	SF	.261	12	46	8	12	3	1	0	4	3	0	10	0	0	.320	.370	.690
	Minor League Totals			.311	398	1406	262	437	70	14	3	140	201	6	217	46	28	.410	.387	.797

2011 FLYING SQUIRRELS



Brad Boyer

INF

Height/Weight: 6-0/185
Bats/Throws: L/R
Born: October 4, 1983 in Santa Monica, CA
Resides: Camarillo, CA
Acquired: Selected by Giants in the 13th Round 2006 June Draft

The versatile 27-year old made the expected jump to Fresno (AAA) to open the 2010 season, but as has been the case at each of the last three levels, he came back to Double-A and the Flying Squirrels in early July and finished the season in the Eastern League. He had landed on the disabled list in Fresno on two occasions, and continued to be hampered by a sore forearm upon his arrival in Richmond. He made 48 appearances for the Squirrels, hitting .232 (36-155), while filling a variety of roles. In a more consistent role in 2009, he helped Connecticut to the ELCS by batting .294 (108-367). His ability to play multiple positions defensively continues to make him an asset in the Giants organization, and the former Arizona Wildcat could once again be part of the plans in both Richmond and Fresno in 2011.

2010

Opened season with Fresno (AAA), making 46 appearances and batting .210 (21-100) for the Grizzlies ... Was used in a variety of ways, playing four different defensive positions (2B, 3B, SS, LF) ... Endured two (2) stints on the disabled list, sidelined from 5/5-5/12 and again from 6/29-7/5 ... Activated from the disabled list and sent to Richmond on 7/7 ... Appeared in 48 games for the Squirrels, hitting .232 (36-155) ... Was deployed all over the diamond, making starts at four different positions (2B, 3B, SS, LF) ... Made 14 starts at SS, filling the void left when both Brandon Crawford and Ryan Lormand were injured at the same time.

2009

Spent entire season with Connecticut in the Eastern League ... First time he had spent the entire season at same level since 2006 with Salem-Keizer ... Career-high 10 triples led the league, while his .294 average placed him ninth in the loop.

2008

Got off to a hot start at San Jose, hitting .333 in April, prompting a promotion to Connecticut ... Struggled with Defenders to an average of .240 in his lone month ... Returned to San Jose with a vengeance, hitting .352 with five (5) home runs and 39 RBIs after the All-Star break.

2007

Spent majority of season with San Jose, but endured a late-season demotion to Augusta where he finished the season.

Personal & Miscellaneous

Graduated from Adolfo Camarillo (CA) High School ... Attended University of Arizona



**Flying Squirrels' Debut
7/7/10 @ Harrisburg**

BOYER'S CAREER HIGHS

Runs: 4 7/31/07 vs. HDM
Hits: 4 (x4) 8/14/09 vs. ERI
HR: 1 (Many) last, 9/2/10 vs. ERI
RBI: 5 7/23/10 vs. BOW
SB: 3 7/17/08 vs. LNC

BOYER'S CAREER BATTING STATISTICS

Year	Team	League	ORG	AVG	G	AB	R	H	2B	3B	HR	RBI	BB	IBB	SO	SB	CS	OBP	SLG	OPS	
2006	Salem-Keizer	NOR	SF	.246	61	183	27	45	9	6	5	28	17	0	29	6	2	.312	.443	.755	
2007	San Jose	CAL	SF	.248	89	303	45	75	14	5	1	27	23	1	57	20	2	.310	.337	.647	
2007	Augusta	SAL	SF	.255	14	47	4	12	4	0	0	2	6	0	4	3	1	.352	.340	.692	
2008	Connecticut	EAS	SF	.240	12	50	6	12	3	0	0	5	3	0	2	0	1	.283	.300	.583	
2008	San Jose	CAL	SF	.348	75	264	42	92	12	5	7	45	36	1	53	15	5	.436	.511	.947	
2009	Connecticut	EAS	SF	.294	106	367	49	108	22	10	3	41	29	4	69	10	5	.351	.433	.784	
2010	Fresno	PCL	SF	.210	46	100	13	21	6	0	0	7	16	0	19	0	2	.325	.270	.595	
2010	Richmond	EAS	SF	.232	48	155	24	36	6	2	2	23	25	0	34	3	2	.341	.335	.676	
Minor League Totals					.273	451	1469	210	401	76	28	18	178	155	6	267	57	20	.348	.400	.748

Organization

2011 Flying Squirrels

2010: In Review

History & Records

Eastern League

SF Giants

General Info



2011 FLYING SQUIRRELS

Organization

2011 Flying Squirrels


History & Records

2010: In Review

Eastern League

SF Giants

General Info



Jorge Bucardo

RHP

Height/Weight: 6-1/155
Bats/Throws: R/R
Born: October 18, 1989 in Leon, Nicaragua
Resides: Leon, Nicaragua
Acquired: Signed by Giants as NFA September 6, 2006

The rail-thin Nicaraguan-born right-hander emerged on the prospect radar with a spectacular first-half of his first full-season in 2010. *Baseball America* now touts the 21-year old as the #21 prospect in the Giants' chain. He posted a 2.21 ERA over 19 appearances (18 starts) with the Augusta GreenJackets (Low-A) before he was promoted to Advanced-A San Jose to finish the season. However, he had already logged 114 innings, over 30 more than his previous career-high for a season, at the time of his promotion. Therefore, fatigue has been cited as a potential reason why he struggled (2-2, 4.87) upon his arrival in the California League. The hitter-friendly nature of the league as a whole also figures to be a part of the lackluster showing. Regardless, the Giants and scouts around the game love his stuff (sinker/slider), and project an extremely high ceiling if he can withstand the rigors of a full season. He will more than likely return to San Jose for additional seasoning at the beginning of the year, but if he dominates the way he did at the beginning of 2010, he could join the Richmond rotation sooner rather than later.

2010

Led the South Atlantic in average against (.203), while finishing second in ERA (2.21) ... Made 19 appearances (18 starts) and logged a career-high 114 innings in Augusta alone ... Added 38.2 innings following a promotion to San Jose ... 152.2 combined innings in the regular season was almost double his previous career-high for innings thrown in a season (81.2 - Salem-Keizer - 2009) ... Was named to the SAL mid-season All-Star Team ... Was named the RHP on the SAL postseason All-Star team ... Finished 3rd in the SAL in WHIP (1.00).

2009

Spent the entire season with short-season Salem-Keizer in the Northwest League ... Made 15 starts, posting a record of 6-3 and an ERA of 2.64 ... Finished season with the 3rd-lowest ERA (2.64) in the league ... Logged the 3rd-most innings (81.2), which was a career-high until he broke the mark in 2010 ... 4th-most wins (6) in the NWL ... Named to the NWL postseason All-Star team ... Pitched on same staff with his brother Wilber, who is also in the Giants' system ... Started game one of the NWLCS and turned in an eight-inning complete game against the Tri-City Dust Devils ... Allowed just eight (8) hits and two (2) earned runs while striking out six (6), but took the loss as the Volcanoes were shut out, 2-0. It was the only game S-K lost in the series, downing the Dust Devils in four games to claim the NWL championship.

2008

Made his domestic debut in the Arizona Rookie League ... Made 11 starts, going 3-1 with an ERA of 3.68 ... Won his last three decisions while posting an ERA of just 1.13 over his final five starts ... Boasted an ERA of 1.13 in five starts at night, while carrying a 5.93 ERA in six starts during the day.

2007

Began his professional career in the Dominican Summer League with the DSL Giants ... Dominated in 12 appearances (11 starts), allowing just 45 hits in 60 innings of work ... Boasted an ERA of just 1.35.

Personal & Miscellaneous

Signed with the Giants on September 6, 2006, at the age of 16 ... Joined his older brother Wilber (23), who had signed with San Francisco two years prior on July 16, 2004 ... Wilber pitched with Jorge during the 2009 season with Salem-Keizer, but has not advanced past the short-season level in his career ... Full name is Jorge Osmar Bucardo.

BUCARDO'S CAREER HIGHS

IP (Starter):	8.2	6/12/10 vs. HIC
IP (Reliever):	4.2	9/1/10 vs. IE
Hits:	10	7/25/08 vs. ANG
BB:	7	8/5/10 vs. STK
SO:	9	5/15/10 vs. CSC

BUCARDO'S CAREER PITCHING STATISTICS

Year	Team	League	ORG	W	L	PCT	ERA	G	GS	CG	SHO	SV	SVO	IP	H	R	ER	HR	HB	BB	SO	WP	AVG
2007	DSL Giants	DSL	SF	7	2	.778	1.35	12	11	0	0	0	0	60.0	45	15	9	3	4	7	39	1	.200
2008	AZL Giants	AZL	SF	3	1	.750	3.68	11	11	1	1	0	0	51.1	51	24	21	4	1	15	51	3	.259
2009	Salem-Keizer	NOR	SF	6	3	.667	2.64	15	15	0	0	0	0	81.2	65	28	24	3	8	21	64	1	.229
2010	Augusta	SAL	SF	9	4	.692	2.21	19	18	1	0	0	0	114.0	83	36	28	3	5	31	95	3	.203
2010	San Jose	CAL	SF	2	2	.500	4.42	8	7	0	0	0	0	38.2	46	22	19	3	4	19	26	4	.297
Minor League Totals				27	12	.692	2.63	65	62	2	1	0	0	345.2	290	125	101	16	22	93	275	12	.228

2011 FLYING SQUIRRELS



Justin Christian

OF

Height/Weight: 6-1/190
Bats/Throws: R/R
Born: April 3, 1980 in Lincoln, NE
Resides: Lincoln, NE
Acquired: Signed by Giants as MLFA February 5, 2011

An experienced outfielder who had spent nearly his entire professional career in the New York Yankees' organization, Christian was signed to a minor league contract by the Giants in the off-season. After making his Major League debut with the Yankees in 2008, he has spent the majority of the past three seasons at the Triple-A level, with the exception of 87 games he spent with the Trenton Thunder (AA - Eastern) last year. He will likely provide outfield depth in the Giants' system during the 2011 season, an assignment that could have him in either Richmond or Fresno (AAA).

2010

After a lone season out of the Yankees' system, spent with Baltimore in 2009, he re-signed with New York and opened the season at Double-A Trenton ... Batted .297 (102-346) while making 87 appearances with the Thunder ... Made 63 starts in left field and seven (7) in center field ... Tallied a career-high nine (9) home runs ... Made 16 appearances for Triple-A Scranton-Wilkes Barre between 6/21 and 7/8 ... Hit .242 (16-66) with SWB, also driving in four (4) runs.

2009

Was non-tendered by the Yankees and signed with the Baltimore Orioles on December 30, 2008 ... Received a non-roster invitation to big league spring training with the Orioles ... Spent the entire season with Triple-A Norfolk, batting .270 (96-256) in 88 appearances ... Was 26-for-29 on stolen base attempts with the Tides.

2008

Batted .250 (10-40) with seven (7) stolen bases in 24 games over two stints with the New York Yankees ... Signed to a Major League contract and selected to the Yankees' 25-man roster from Triple-A Scranton-Wilkes Barre on 6/24 ... Made Major League debut 6/24 @ Pittsburgh, going 2-4 and collecting first big league hit off of Tom Gorzelanny ... Batted a team-high .306 (82-268) in 74 games at Triple-A SWB ... Named to the International League's mid-season All-Star Team, but did not play (recalled by NY) ... Batted .257 (9-35) with four (4) 2Bs, a HR, five (5) RBIs and five (5) stolen bases as SWB claimed IL title.

2007

Split season between Trenton (AA) and Scranton-Wilkes Barre (AAA) ... Tied for 2nd among Yankees' farmhands with 35 total stolen bases ... Was placed on the Disabled List with a left thumb sprain on 8/7, missing the rest of the season.

2006

Spent the entire season with Trenton ... Led the Eastern League and established a new Thunder record with 68 stolen bases.

Personal & Miscellaneous

Originally signed with the Yankees as a non-drafted free agent on 7/14/04 ... Played baseball at Skyline Junior College, Auburn University and Southeast Missouri State University ... Was an All-American and "Newcomer of the Year" at Southeast Missouri State in 2003 ... Went back and earned a bachelor's degree at Auburn in 2003.

CHRISTIAN'S CAREER HIGHS

Runs:	4 (x3)	last, 6/22/04 vs. FLO
Hits:	4 (x14)	last, 8/4/10 vs. REA
HR:	3	6/22/04 vs. FLO
RBI:	6	5/3/08 vs. DUR
SB:	3 (x11)	last, 8/19/10 vs. BOW

CHRISTIAN'S CAREER BATTING STATISTICS

Year	Team	League	ORG	AVG	G	AB	R	H	2B	3B	HR	RBI	BB	IBB	SO	SB	CS	OBP	SLG	OPS
2004	GCL Yankees	GCL	NY	.271	3	7	1	4	3	0	0	4	4	0	0	0	0	.277	1.000	1.727
2004	Staten Island	NYP	NY	.274	50	208	29	57	9	2	7	33	19	0	39	14	4	.336	.438	.874
2005	Charleston	SAL	NY	.290	29	100	31	29	5	0	3	10	14	0	12	17	2	.393	.430	.823
2005	Tampa	FSL	NY	.306	95	372	52	114	27	6	8	37	33	0	47	38	5	.371	.476	.847
2005	Columbus	INT	NY	.000	1	0	0	0	0	0	0	0	0	0	0	0	0	.000	.000	.000
2006	Trenton	EAS	NY	.276	129	467	76	129	19	9	6	43	43	1	73	68	13	.341	.394	.735
2007	Trenton	EAS	NY	.235	65	255	25	60	8	3	3	32	16	2	43	18	4	.283	.325	.608
2007	Scranton-Wilkes Barre	INT	NY	.325	40	169	32	55	8	4	1	16	10	0	19	17	2	.370	.438	.808
2008	New York	AL	NY	.250	24	40	6	10	3	0	0	6	3	0	4	7	1	.302	.325	.627
2008	Scranton-Wilkes Barre	INT	NY	.306	74	268	48	82	17	1	6	45	20	0	34	22	4	.357	.444	.801
2009	Norfolk	INT	BAL	.270	88	356	54	96	18	5	3	25	20	0	51	26	3	.310	.374	.684
2010	Scranton/Wilkes-Barre	INT	NY	.242	16	66	9	16	0	0	4	8	1	9	2	0	.324	.242	.566	
2010	Trenton	EAS	NY	.297	87	343	65	102	21	6	9	51	40	0	47	20	5	.374	.472	.846
	Minor League Totals			.285	677	2611	422	744	135	36	46	300	227	4	374	242	42	.346	.417	.763
	Major League Totals			.250	24	40	6	10	3	0	0	6	3	0	4	7	1	.302	.325	.627



2011 FLYING SQUIRRELS

Organization

2011 Flying Squirrels

History & Records 2010: In Review

Eastern League

SF Giants

General Info



Juan Ciriaco

INF

Height/Weight: 6-0/160
Bats/Throws: R/R
Born: August 15, 1983 in San Pedro de Macoris, DR
Resides: Santo Domingo, DR
Acquired: Selected by Giants from San Diego Padres
 2007 Minor League Rule V Draft

The Giants nabbed Ciriaco during the minor league phase of the 2007 Rule V draft from the San Diego Padres. Since that time, the versatile infielder has appeared at four different levels in the San Francisco system, including stints with Triple-A Fresno in both 2009 and 2010. He has supplied much-needed depth at multiple positions, and due to that role has bounced fairly frequently from level to level throughout the system. In that role, he saw action in 48 games for the Flying Squirrels during their inaugural season, splitting his time between first base, second base, third base, shortstop and the outfield. Assuming that he will continue in that capacity in 2011, it stands to reason that he will be a member of the Flying Squirrels at some point during the season.

2010

Began season with Advanced-A San Jose, appearing in two (2) games ... Appeared in 17 games for Triple-A Fresno before being assigned to Richmond ... Hit .250 (10-40) with the Grizzlies ... Played 2B, 3B, SS for Fresno ... Appeared at six (6) different positions for Richmond (1B, 2B, SS, 3B, LF, RF). Spent 6/15-6/23 on the DL with back spasms ... Sent down from Richmond to San Jose on 7/8, promoted back to Richmond 8/2.

2009

Played in 34 games with Fresno, hitting .274 (23-84) ... Played all four infield positions.

Personal & Miscellaneous

Originally signed with the San Diego Padres as a non-drafted free agent on October 16th, 2002 ... Spent first five seasons of his career in the San Diego chain, beginning with Idaho Falls (R) in 2003, and ascending as high as San Antonio (AA) in 2007 ... Cousin of Pedro Ciriaco, currently the 27th ranked prospect in the Pittsburgh Pirates' organization ... Younger brother Audy, 23, is a shortstop in the Detroit Tigers' chain.



Flying Squirrels' Debut
5/7/10 @ Harrisburg

CIRIACO'S CAREER HIGHS

Runs: 3 (x2) last, 8/15/08 vs. LEX
Hits: 4 (x2) last, 6/21/06 vs. HVL
HR: 2 (x2) last, 8/27/08 vs. HIC
RBI: 5 8/27/08 vs. HIC
SB: 2 (x2) last, 5/27/07 vs. LNC

CIRIACO'S CAREER BATTING STATISTICS

Year	Team	League	ORG	AVG	G	AB	R	H	2B	3B	HR	RBI	BB	IBB	SO	SB	CS	OBP	SLG	OPS
2003	Idaho Falls	PIO	SD	.223	49	157	21	35	6	4	0	19	9	0	39	8	0	.267	.312	.579
2004	Fort Wayne	MID	SD	.241	99	348	29	84	12	2	2	35	16	0	80	5	8	.277	.305	.582
2005	Lake Elsinore	CAL	SD	.281	120	466	73	131	29	6	9	77	33	1	84	17	10	.331	.427	.758
2006	Mobile	SOU	SD	.222	122	442	46	98	20	3	3	31	32	2	97	9	3	.277	.301	.578
2007	San Antonio	TEX	SD	.160	37	131	13	21	4	0	1	6	6	0	25	5	1	.197	.214	.411
2007	AZL Padres	AZL	SD	.281	10	32	6	9	3	0	2	10	3	0	4	2	0	.333	.563	.896
2007	Lake Elsinore	CAL	SD	.268	47	183	28	49	8	0	9	32	9	0	36	7	2	.302	.459	.761
2008	San Jose	CAL	SF	.172	41	87	5	15	2	0	0	7	7	0	17	1	1	.229	.195	.424
2008	Augusta	SAL	SF	.283	36	138	28	39	3	1	5	26	13	0	21	7	3	.340	.428	.768
2009	Fresno	PCL	SF	.274	34	84	14	23	6	1	0	12	6	0	8	2	2	.312	.369	.681
2010	San Jose	CAL	SF	.375	2	8	2	3	0	0	1	1	0	0	2	0	0	.444	.750	1.194
2010	Fresno	PCL	SF	.250	17	40	7	10	2	0	0	2	5	0	7	2	1	.333	.300	.633
2010	Richmond	EAS	SF	.263	48	133	14	35	8	3	2	13	8	1	24	2	0	.299	.414	.713
	Minor League Totals			.245	662	2249	286	552	103	20	34	271	147	4	444	67	31	.292	.354	.647

2011 FLYING SQUIRRELS



Brandon Crawford

INF

Height/Weight: 6-2/200
Bats/Throws: L/R
Born: January 21, 1987, in Mountain View, CA
Resides: Pleasanton, CA
Acquired: Selected by Giants in 4th Round 2008 June Draft

Crawford is ranked as the #6 prospect in the Giants' system by *Baseball America*, and is touted for having Gold Glove caliber defensive abilities. The Giants had hoped that the former UCLA Bruin would be ready to assume the everyday shortstop job in San Francisco in 2011, after the contract of World Series MVP Edgar Renteria expired. Unfortunately, an errant line-drive that struck and broke his right hand during a July batting practice session in Harrisburg set back his development, and he will more than likely open the season with Triple-A Fresno. In the meantime, the Giants signed veteran Miguel Tejada to a one-year contract, hoping to give Crawford time for his bat to catch up to his glove. A fan favorite in Richmond in 2010, he appears in this publication on the off chance that he struggles mightily at the Triple-A level at the beginning of the season. However, it would be a better bet that he will make his Major League debut before the season is out.

2010

Was invited to big league spring training, and was kept there until the conclusion of camp ... Opened the season with the Flying Squirrels ... Appeared in 79 games before a line-drive broke his right hand during batting practice prior to the Squirrels' July 6th game at Harrisburg ... Did not return to Richmond following the injury ... Was named as the shortstop for the Eastern League Western Division All-Star team, but didn't participate due to his broken hand ... Hit .241 (70-291) ... Returned from hand injury in time to finish the regular season with San Jose (A+) ... Appeared in five (5) regular season games with San Jose ... Helped lead SJ to the California League title, hitting two (2) home runs in the CLCS ... Was listed as the #8 prospect in the Giants' organization by *Baseball America* prior to the season.

2009

Hit a combined .282 (140-497) between San Jose (A+) and Connecticut (AA) ... Promoted to Connecticut the first week of May after hitting a scorching .371 (39-105) in 25 games with San Jose ... Showed versatility, hitting in every spot in the order besides leadoff with the Defenders ... Had played just five (5) professional games before the season ... Hit .312 in 20 games for the Scottsdale Scorpions in the prestigious Arizona Fall League following the season ... Named CAL Player of the Week on April 20th.

2008

Got his feet wet in the professional ranks, appearing in both the Arizona Rookie League and short-season Northwest League ... Selected in 4th round (117) of June draft out of UCLA ... Signed for \$375,000.00.



**Flying Squirrels' Debut
4/8/10 @ Bowie**

CRAWFORD'S CAREER HIGHS

Runs: 3 (x2) last, 5/3/10 vs. ALT
Hits: 4 (x2) last, 7/28/09 vs. BOW
HR: 1 (x17) last, 7/11/10 vs. ERI
RBI: 3 (x2) last, 5/20/10 vs. ERI
SB: 2 (x3) last, 6/19/09 vs. ALT

CRAWFORD'S CAREER BATTING STATISTICS

Year	Team	League	ORG	AVG	G	AB	R	H	2B	3B	HR	RBI	BB	IBB	SO	SB	CS	OBP	SLG	OPS
2008	AZL Giants	AZL	SF	.429	4	14	3	6	1	0	3	0	0	3	0	1	0	.429	.643	1.072
2008	Salem-Keizer	NOR	SF	.000	1	2	0	0	0	0	0	0	0	0	0	0	0	.000	.000	.000
2009	San Jose	CAL	SF	.371	25	105	21	39	2	2	6	17	10	0	32	2	4	.445	.600	1.045
2009	Connecticut	EAS	SF	.258	108	392	38	101	26	2	4	31	20	0	100	11	7	.294	.365	.659
2010	Richmond	EAS	SF	.241	79	291	43	70	12	3	7	22	39	0	77	4	1	.337	.375	.712
2010	San Jose	CAL	SF	.167	5	18	4	3	1	0	0	1	2	0	5	0	0	.250	.222	.472
	Minor League Totals			.266	222	822	109	219	42	8	17	74	71	0	217	17	13	.330	.399	.729

Organization

2011 Flying Squirrels

2010: In Review

History & Records

Eastern League

SF Giants

General Info



2011 FLYING SQUIRRELS

Organization

2011 Flying Squirrels

History & Records 2010: In Review

Eastern League

SF Giants

General Info



Charlie Culberson

INF

Height/Weight: 6-1/191
Bats/Throws: R/R
Born: April 10, 1989 in Calhoun, GA
Resides: Plainville, GA
Acquired: Selected by Giants in 1st-S Round 2007 June Draft

A supplemental first round pick in 2007, Culberson had advanced through the Giants' system slowly over his first three seasons, including repeating low-A with Augusta in 2009. However, 2010 was the breakout season that San Francisco had hoped for, as the 21-year old posted career highs across the offensive board. He followed up his strong season with San Jose with a star-turn in the prestigious Arizona Fall League, and is currently ranked as the #8 prospect in the San Francisco system by *Baseball America*. Originally drafted as a shortstop, Culberson has made two position swaps, moving to third base in 2009 and shifting to second base last year. Invited to big league spring training prior to the season, the Georgian will almost certainly open the season playing everyday in Richmond. The question that remains is how the playing time will be divided between Culberson and Nick Noonan, a fellow 2007 supplemental selection and second baseman, who is also expected in the Flying Squirrels' opening day infield.

2010

Moved to second base and spent the entire season with Advanced-A San Jose ... Posted career-highs in nearly every offensive category including: batting average (.290), runs (80), hits (146), 2B (28), HR (16), RBIs (71), stolen bases (25), OBP (.340) and SLG (.457) ... Helped San Jose to the California League title ... Hit .273 (9-33) with 6 RBIs in the post-season ... Named CAL Batter of the Week July 22nd - 29th ... Selected to participate in the prestigious Arizona Fall League following the season ... Hit .366 (34-93) with the Scottsdale Scorpions (AFL) ... Torched AFL left-handers, batting .750 (15-20) against southpaws ... Tied for 2nd in the AFL in hits (34) ... Tied for the league-lead in AFL in 2Bs (11) ... 6th in AFL in batting average (.366) ... Had dropped out of the Giants' top-30 prospects list prior to the season.

2009

Rated as the #27 prospect in the Giants' system by *Baseball America* entering the season ... Switched positions from shortstop to third base ... Repeated low-A level and spent the entire season with Augusta ... Appeared in a career-high 132 games ... Hit .240 (59-246) prior to the All-Star break and .251 (66-263) following it ... Hit in seven (7) different spots in the batting order, appearing in every spot except 9th and 4th ... Made most appearances batting 6th (33) ... After move to third base, committed 40 errors and had an overall fielding percentage of .900 (403 total chances) ... Played for 2011 Flying Squirrels' manager Dave Machemer.

2008

Rated as the #14 prospect in the Giants' system by *Baseball America* entering the season ... Jumped from the Arizona Rookie League to his first full-season, spent entirely with low-A Augusta ... Teamed in the middle infield with Nick Noonan (2B) ... Played for former Flying Squirrels' manager Andy Skeels ... Appeared in 81 games ... Missed all of August after punching a paper towel dispenser in frustration and breaking his hand ... Committed 35 errors in 354 chances (.901 fielding percentage) ... GreenJackets won the South Atlantic title, but Culberson did not play in the playoffs ... Started the season slowly, batting .104 (7-67) during the month of April ... Hit .333 (23-69) against left-handed pitching, contrasted by batting .202 (43-213) against righties ... Hit .258 (31-120) following the All-Star break, but didn't appear after July 31st.

2007

Selected 51st overall in the supplemental first round of the draft by the Giants ... Signed for \$607,500 ... Made professional debut in the Arizona Rookie League along with Noonan and Angel Villalona.

Personal & Miscellaneous

Graduated from Calhoun (GA) High School ... Father Charles was a 16th round selection of the Giants in 1984 ... Also pitched in HS (7-1) ... HS team won Georgia state title in 2005.

CULBERSON'S CAREER HIGHS

Runs: 3 (x4) last, 8/21/10 vs. STK
Hits: 4 (x4) last, 7/18/10 vs. STK
HR: 2 5/5/10 vs. STK
RBI: 6 (x2) 6/12/10 vs. BAK
SB: 2 (x7) last, 8/10/10 vs. LAN

CULBERSON'S CAREER BATTING STATISTICS

Year	Team	League	ORG	AVG	G	AB	R	H	2B	3B	HR	RBI	BB	IBB	SO	SB	CS	OBP	SLG	OPS
2007	AZL Giants	AZL	SF	.286	46	161	32	46	8	5	1	16	19	1	38	19	1	.374	.416	.790
2008	Augusta	SAL	SF	.234	81	282	31	66	11	2	3	27	18	0	57	6	6	.290	.319	.609
2009	Augusta	SAL	SF	.246	132	509	71	125	19	3	2	36	33	1	110	15	4	.303	.306	.609
2010	San Jose	CAL	SF	.290	128	503	80	146	28	4	16	71	33	2	99	25	7	.340	.457	.797
	Minor League Totals			.263	387	1455	214	383	66	14	22	150	103	4	304	65	18	.322	.373	.695

2011 FLYING SQUIRRELS



Andy D'Alessio

INF

Height/Weight: 6-1/190
Bats/Throws: L/R
Born: September 23, 1984 in Newark, NJ
Resides: Naples, FL
Acquired: Selected by the Giants in the 19th Round 2007 June Draft

The 26-year platooned with Michael Ambort at first base for the Flying Squirrels at the beginning of the 2010 season before injuries ended both of their seasons prematurely. D'Alessio endured a rotator cuff injury early in the season, spending three weeks on the disabled list in May. He returned, but only for a short time, as he aggravated the injury and was shut down for the year on June 2nd. Rated as one of the top power threats out of Clemson in the 2007 draft, D'Alessio has yet to gain traction at the Double-A level. However, that could change as he is a potential first base option for the Flying Squirrels in 2011.

2010

Began season on Disabled List (undisclosed), before being activated on 4/15 ... Saw time in 10 games before being placed on the Disabled List (shoulder) on 5/4 ... Activated from the Disabled List on 5/24 ... Placed on the Disabled (shoulder) on 6/2 due to the same injury ... Did not return on year ... Matched career-high with four (4) hits 5/23 @ Reading.

2009

Took the next step and opened the season at Double-A Connecticut ... Struggled in 22 games (.194, 13-67) with the Defenders and was demoted to Augusta (A) in the South Atlantic League in May ... Became a constant in the middle of the Greenjackets order, appearing in a combined 90 games in either the fourth or fifth spot in the order ... Hit .300 (103-343) with the Greenjackets, 9th-best in the SAL.

2008

Belted 15 home runs and drove in 78 runs with San Jose (A+) ... 15 home runs were second on team, while 78 RBIs led the club ... Hit .250 in five (5) postseason games with the Giants.

2007

Led the Arizona League (Rookie) in both HRs (14) and RBIs (51), slugging percentage (.624) and extra-base hits (30) in first professional season ... Hit two (2) HR in four (4) games with S-K ... Made four (4) postseason appearances for the Volcanoes, batting .286 (4-14) with a 2B and 3B.

Personal & Miscellaneous

Graduated from Barron Collier (Naples, FL) High School ... Attended Clemson University ... Was originally drafted by the Cincinnati Reds in the 10th round of the 2003 June draft out of high school, but did not sign ... Was also drafted by the Los Angeles Dodgers in the 10th round of the 2006 June draft out of Clemson, but did not sign ... Selected by the Giants in the 10th round of the 2007 June draft and signed.

D'ALESSIO'S CAREER HIGHS

Runs:	4	9/2/07 vs. EUG
Hits:	4 (x6)	last, 5/23/10 vs. REA
HR:	2	5/5/10 vs. STK
RBI:	6	7/22/07 vs. ROY
SB:	2	8/24/08 vs. HDM

D'ALESSIO'S CAREER BATTING STATISTICS

Year	Team	League	ORG	AVG	G	AB	R	H	2B	3B	HR	RBI	BB	IBB	SO	SB	CS	OBP	SLG	OPS
2007	AZL Giants	SF		.306	49	186	41	57	15	1	14	51	21	0	43	0	2	.376	.624	1.000
2007	Salem-Keizer	NOR	SF	.556	4	18	8	10	4	1	2	8	2	0	3	0	0	.600	1.222	1.822
2008	San Jose	CAL	SF	.261	121	459	56	120	33	1	15	78	32	2	133	5	4	.309	.436	.745
2009	Connecticut	EAS	SF	.194	22	67	3	13	2	0	1	6	7	1	13	0	0	.267	.269	.536
2009	Augusta	SAL	SF	.300	94	343	44	103	26	1	7	44	34	0	86	3	3	.361	.443	.804
2010	Richmond	EAS	SF	.277	19	65	9	18	5	1	2	10	8	1	15	0	0	.356	.477	.833
	Minor League Totals			.282	309	1138	161	321	85	5	41	197	104	4	293	8	9	.341	.474	.815

Organization

2011 Flying Squirrels

2010: In Review

History & Records

Eastern League

SF Giants

General Info



2011 FLYING SQUIRRELS

Organization

2011 Flying Squirrels

2010: In Review

History & Records

Eastern League

SF Giants

General Info



Chris Dominguez

INF

Height/Weight: 6-3/215
Bats/Throws: R/R
Born: November 22, 1986 in Los Angeles, CA
Resides: Los Angeles, CA
Acquired: Selected by Giants in 3rd Round 2009 June Draft

Dominguez is noted for his powerful bat and equally powerful arm. The third baseman is currently touted as the best power hitting prospect in the Giants' system as well as having the best infield arm in the San Francisco stable. He currently checks in at #15 on *Baseball America's* list of Giants' prospects. The Louisville product found his power stroke in 2010, belting 21 home runs and driving in 101 runs while spending the entire season with low-A Augusta. His progression would indicate that he may open the season with San Jose (A+), but at 24-years old, the Giants may be inclined to jump him to Double-A Richmond. There will be at-bats to be had at third base for the Flying Squirrels, and in either scenario he should be a Flying Squirrel for at least a portion of the 2011 season.

2010

Rated by *Baseball America* as the #18 prospect in the Giants' system and also as its best power hitter prior to the season ... Spent the entire season with low-A Augusta in the South Atlantic League ... Led the league in games played (137) and RBIs (101) ... Finished second in the SAL with 21 HRs and 57 extra-base hits ... 152 hits were 5th in the league ... Led the league in total bases (255) ... Named as both an SAL mid-season and postseason All-Star ... Hit .310 (85-274) while batting 3rd in the order, opposed to .228 (45-197) while hitting 4th.

2009

Opened first professional season in Arizona Rookie League, before joining Salem-Keizer (SS-A) after batting .306 in 9 games ... Appeared in 47 games with the Volcanoes, helping S-K to the Northwest League title ... Hit just .057 (1-17) in the postseason ... Tied for the team-lead with 9 HR (Ryan Cavan) ... Made 27 starts at third base, but also appeared in 11 games at first base.

Amateur

Played collegiately for the University of Louisville ... Helped the Cardinals to the 2007 College World Series ... Finished 2nd all-time in school history with 61 career home runs ... Notched 218 RBIs, a school record ... Was named 2009 *Sporting News* Preseason National Player of the Year ... Was touted as a 2009 Louisville Slugger Preseason All-American ... Named the Big East Conference Player of the Year following both his sophomore and junior seasons ... Belted a school record 25 HRs during his junior season ... Hit .345 with 25 HRs and 82 RBIs in his junior season ... Hit .365 with 21 HRs and 75 RBIs in his sophomore season ... Was draft eligible after his sophomore season and was selected by the Colorado Rockies in the 5th round of the 2008 draft (Did Not Sign) ... Was clocked in the mid-90s while serving as a relief pitcher.

Personal & Miscellaneous

Selected by the Giants in the 3rd round of the 2009 June draft ... Signed for \$411,300 ... Hails from Los Angeles, CA, but played high school ball at renowned Gulliver Prep High School in Coral Gables, FL.

DOMINGUEZ'S CAREER HIGHS

Runs: 3 (x6) last, 9/3/10 vs. DEL
Hits: 4 (x4) last, 8/31/10 vs. LWD
HR: 2 5/29/10 vs. ASH
RBI: 5 7/24/10 vs. HIC
SB: 2 (x4) last, 8/27/10 vs. VVV

DOMINGUEZ'S CAREER BATTING STATISTICS

Year	Team	League	ORG	AVG	G	AB	R	H	2B	3B	HR	RBI	BB	IBB	SO	SB	CS	OBP	SLG	OPS
2009	AZL Giants	AZL	SF	.306	9	36	8	11	2	0	2	8	3	0	9	1	0	.375	.528	.903
2009	Salem-Keizer	NOR	SF	.254	47	181	31	46	5	1	9	32	9	0	57	11	2	.298	.442	.740
2010	Augusta	SAL	SF	.272	137	559	85	152	32	4	21	101	35	3	133	14	7	.326	.456	.782
	Minor League Totals			.269	193	776	124	209	39	5	32	141	47	3	199	26	9	.322	.456	.778

2011 FLYING SQUIRRELS



Justin Dowdy

LHP

Height/Weight: 6-1/175
Bats/Throws: L/L
Born: August 13, 1983 in San Diego, CA
Resides: Chula Vista, CA
Acquired: Selected by the Giants from the LA Dodgers 2010 Rule V Draft

A draftee of the Chicago White Sox in 2001, the 27-year old has been somewhat of an organizational vagabond throughout his 10-year professional playing career. He spent 2010 in the Tampa Bay Rays organization, making 11 appearances for the Rays' Double-A entrant in the Southern League. In fact, the lefty will be making his debut with his 8th professional organization with San Francisco. He has previously spent time with the White Sox, San Diego Padres, Seattle Mariners, Los Angeles Angels, Oakland Athletics, Tampa Bay and the Los Angeles Dodgers. He has also appeared with four separate independent league teams. A veteran at this point, Dowdy has proven he can get hitters out at the Double-A level, and may be asked to do so out of the Flying Squirrels' bullpen at the beginning of the season.

2010

Was signed by the Rays to a minor league contract on 8/7 ... Had made 27 appearances with the independent Wichita Wingnuts, sporting a 1.07 ERA in 27 appearances ... Made 11 appearances with Double-A Montgomery during the final month of the season, posting a 2.04 ERA over 17.2 innings ... Held Southern League hitters to an average of .194 ... Signed a minor league contract with the Dodgers following the season before being selected by the Giants in the Rule V draft.

2009

Made 14 appearances with Oakland's Double-A entrant, the Midland Rock Hounds, in the Texas League ... Was released by the A's early in the season.

2008

Spent 1st season in the A's system and made 38 appearances (1 start) while spending the entire season with Double-A Midland ... Allowed 60 hits over 49 innings and recorded a 1-3 record and 7.16 ERA.

Personal & Miscellaneous

Attended Rancho Bernardo (San Diego, CA) High School ... Was originally drafted by the Chicago White Sox in the 18th round of the 2001 June draft ... Signed with the White Sox on 6/7/01 ... Released by the White Sox on 1/13/03 ... Signed by the San Diego Padres on 3/4/03, but was released by San Diego on 5/19/03 ... Pitched for the independent Rockford Riverhawks of the Frontier League in 2003 ... Seattle Mariners purchased contract from Rockford on 7/18/03 ... Released by the Mariners on 3/25/04 ... Signed by the Los Angeles Angels on 7/21/04 ... Pitched for the Calgary Vipers of the independent Northern League in 2006 ... Pitched for the independent Alexandria Aces of the independent United League in 2007 ... Pitched for the independent Wichita Wingnuts of the American Association in 2010 before signing with the Rays ... Full name is Justin Seth Dowdy.

DOWDY'S CAREER HIGHS

IP (Starter):	7.2	6/20/04 vs. WYV
IP (Reliever):	4.0	8/31/03 vs. KNC
Hits:	10	7/30/02 vs. ELZ
BB:	6	7/30/04 vs. HD
SO:	15	5/26/04 vs. SPR

DOWDY'S CAREER PITCHING STATISTICS

Year	Team	League	ORG	W	L	PCT	ERA	G	GS	CG	SHO	SV	SVO	IP	H	R	ER	HR	HB	BB	SO	WP	AVG
2001	AZL White Sox	AZL	CWS	5	3	.625	3.74	18	1	0	0	1	0	43.1	46	26	18	0	3	8	46	0	.263
2002	Bristol	APP	CWS	6	4	.600	3.72	13	11	0	0	0	0	58.0	61	29	24	4	2	21	47	1	.269
2003	Rockford	FRN	IND	2	1	.667	1.88	17	1	0	0	7	0	28.2	19	8	6	1	3	9	21	0	.188
2003	Wisconsin	MID	SEA	2	3	.400	5.92	10	1	0	0	0	0	24.1	25	18	16	1	1	7	23	2	.266
2004	Rockford	FRN	IND	4	1	.800	2.39	10	8	0	0	2	0	52.2	35	17	14	3	0	18	53	0	.183
2004	Cedar Rapids	MID	LAA	0	1	.000	4.76	1	1	0	0	0	0	5.2	7	3	3	1	0	0	6	0	.318
2004	R. Cucamonga	CAL	LAA	2	3	.400	4.11	15	3	0	0	0	0	30.2	27	15	14	5	2	17	32	2	.239
2006	R. Cucamonga	CAL	LAA	3	4	.429	4.98	46	3	0	0	0	2	77.2	87	47	43	13	2	36	64	4	.280
2006	Calgary	NRT	IND	2	2	.500	4.45	19	2	0	0	0	0	28.1	28	18	14	4	8	20	5	2	.248
2007	Alexandria	UNT	IND	2	3	.400	1.37	48	0	0	0	24	0	52.2	21	9	8	2	0	22	102	4	.119
2008	Midland	TEX	OAK	1	3	.250	7.16	38	1	0	0	1	1	49.0	60	39	39	4	0	34	44	7	.300
2008	Sacramento	PCL	OAK	0	0	.000	3.75	3	2	0	0	0	0	12.0	9	6	5	1	0	12	9	0	.231
2009	Midland	TEX	OAK	3	0	1.000	5.21	14	0	0	0	0	1	19.0	19	12	11	2	2	11	12	0	.253
2009	Montgomery	SOU	TB	0	0	.000	2.04	11	0	0	0	1	1	17.2	13	4	4	2	0	6	17	2	.194
	Minor League Totals			22	21	.512	4.72	169	23	0	0	3	5	337.1	354	199	177	33	12	152	300	18	.268



2011 FLYING SQUIRRELS

Organization

2011 Flying Squirrels

History & Records 2010: In Review

Eastern League

SF Giants

General Info



Wendell Fairley

OF

Height/Weight: 6-0/212
Bats/Throws: L/R
Born: March 17, 1988 in Lucedale, MS
Resides: Lucedale, MS
Acquired: Selected by Giants in 1st Round 2007 June Draft

The 29th overall selection in the 2007 draft and a former top-15 Giants' prospect, Fairly got back on the developmental track with a strong offensive season with San Jose (A+) in 2010. He posted career offensive highs nearly across the board while serving as the Giants everyday left fielder. Those numbers should lead to a promotion to Richmond to open the 2011 season, and with a million dollars invested in Fairley's future, San Francisco has every reason to continue to give the 23-year old opportunities. However, with Roger Kieschnick, Francisco Peguero and Juan Perez also ticketed for the River City, it should be a crowded outfield at the beginning of the season.

2010

Invited to big league spring training for the first time prior to the season ... Reached the Advanced-A level for the first time in his career and spent the entire season (115 games) with San Jose ... Served as San Jose's everyday left fielder, joining Peguero and Perez in the outfield ... Hit a career-best .292 (114-391) ... Stole a career-high 10 bases after compiling just 9 over his first two professional seasons ... Helped San Jose to the California League title ... Appeared in six (6) games in the postseason, and notched 5 RBIs while batting .267 (5-14) ... Hit a home run in game three of the CLCS against Rancho Cucamonga in a game San Jose won, 12-7 ... Hit .307 (97-316) against right-handed pitchers, but just .227 (17-75) against lefties ... Hit .309 (64-207) after the All-Star break, including a robust month of July when he batted .389 (37-95).

2009

Spent his first full-season with low-A Augusta ... Hit .243 (84-345) with 20 2Bs, 3B, 3 HRs and 42 RBIs in 106 games for the Greenjackets ... Hit .311 (23-74) in the month of July, but did not top .245 mark in any other 5 months of the season ... Flourished with the bases loaded, batting .700 (7-10) with 3 2Bs and 14 RBIs ... Rated as the Giants' #12 prospect by *Baseball America* entering the season.

2008

Rated as the #8 prospect in the Giants' system by *Baseball America* ... Rated as the Best Athlete in the San Francisco chain entering the season by *Baseball America* ... Made professional debut in the Arizona Rookie League ... Batted .259 (50-193) with 2 HRs and 17 RBIs in 52 games.

Personal & Miscellaneous

Graduated from George County (Lucedale, MS) High School ... Was touted as the 40th-best pro prospect by *Baseball America* after his senior season ... Hit .538 for the season (49-91) with 13 2Bs, 3 3Bs, 9 HRs, 36 RBIs and 13 stolen bases ... Was also 9-2 with a 1.84 ERA as a pitcher ... Also excelled in football as a wide receiver and was recruited by Division I schools to play football in college ... Selected by the Giants with the final of four (4) first round picks, 29th overall ... Signed with the Giants prior to the deadline for \$1 million dollars.

FAIRLEY'S CAREER HIGHS

Runs: 2 (Many) last, 8/31/10 vs. IE
Hits: 5 6/12/10 vs. BAK
HR: 1 (x6) last, 8/30/10 vs. STK
RBI: 4 4/12/10 vs. VIS
SB: 2 8/31/10 vs. IE

FAIRLEY'S CAREER BATTING STATISTICS

Year	Team	League	ORG	AVG	G	AB	R	H	2B	3B	HR	RBI	BB	IBB	SO	SB	CS	OBP	SLG	OPS
2008	AZL Giants	AZL	SF	.259	52	193	39	50	5	2	2	17	26	0	37	7	3	.388	.337	.725
2009	Augusta	SAL	SF	.243	106	345	47	84	20	1	3	42	36	0	103	2	4	.323	.333	.656
2010	San Jose	CAL	SF	.292	115	391	42	114	15	1	1	46	29	1	86	10	6	.362	.343	.705
	Minor League Totals			.267	273	929	128	248	40	4	6	105	91	1	226	19	13	.353	.338	.691

2011 FLYING SQUIRRELS



Justin Fitzgerald

RHP

Height/Weight:
Bats/Throws:
Born:
Resides:
Acquired:

6-5/225
R/R
March 3, 1986 in Santa Rosa, CA
Santa Rosa, CA
Selected by Giants in 11th Round
2008 June Draft

Drafted out of UC-Davis, Fitzgerald has gradually risen through the Giants' ranks over his first three professional seasons. He was a constant in the starting rotation for the California League champion San Jose Giants in 2010, finishing 4th in the hitter-friendly circuit with an ERA of 3.45. He was a work-horse type starter, making 25 starts and logging 146.0 innings during the regular season. The total number of innings represented a 90-inning increase over his previous career-high for a single-season as he was converted into a starter for the first time in his career. Boasting a prototypical right-handers build (6-5/225), he should advance to Double-A for the first time and become one of the anchors on the Flying Squirrels' starting staff at the outset of 2011.

2010

Spent entire third professional season with San Jose (A+) in the California League ... Made 25 starts after spending the first two (2) seasons of his professional career entirely as a reliever ... Finished 4th in the CL with an ERA of 3.45 ... Average against of .258 was third-best in the CL ... Was Giants' minor league pitcher of the month in April when he went 2-0 with a 0.95 ERA in 4 starts ... Won his first 5 decisions of the season ... 146 innings pitched was 90 more than his previous career-high of 56, which he tallied with Augusta in 2009 ... Started and won Game One of the California League Divisional Series against Modesto ... Started and won Game One of the California League Championship Series against Rancho Cucamonga ... Made three (3) postseason starts, posting a 2-0 record with an ERA of just 1.93, having allowed just four (4) earned runs in 18.2 innings of work ... Was named to the California League's mid-season All-Star team.

2009

Spent first full-season as a reliever with the Augusta GreenJackets (A) of the South Atlantic League ... Made 39 appearances in relief, logging a then career-high 56 innings of work ... Struck out 63 but walked 27 ... Recorded a 1.20 ERA in six July appearances ... 30.2 of his 56 total innings were logged in either the 7th or 8th innings.

2008

Pitched in both the Arizona Rookie League and the Northwest League during his first professional season ... Earned five (5) saves while with the Volcanoes in 14 appearances ... Drafted by the Giants in the 11th round of the 2008 June draft out of the University of California - Davis.

Amateur

Pitched four (4) seasons for UC-Davis ... Led the team with 20 relief appearances in his junior season (2007) ... Made just five (5) appearances in his sophomore season and was eventually granted a medical hardship year ... Made 15 relief appearances in his freshman season ... Earned first-team All-North Bay League and first-team All-Redwood Empire in both baseball and basketball in 2003-04 ... Compiled 9-0 record with a 1.80 ERA, fanning 95 in 79 innings as a high school senior ... Fired four shutouts, including a perfect game at the Adam Westcott Tournament ... Team finished with a school record 25-3 mark ... Averaged 17 points, 7 rebounds per game in basketball as a senior.

Personal & Miscellaneous

Born in Santa Rosa, CA Economics major at UC-Davis ... Parents are Patrick & Margaret Fitzgerald, both of whom were collegiate athletes ... Patrick played basketball at Hawaii-Hilo, Margaret played softball at Santa Rosa JC ... Grandfather, John Fitzgerald, played for the Pirates and Cardinals organizations.

FITZGERALD'S CAREER HIGHS

IP (Starter):	8.0	7/24/10 vs. HD
IP (Reliever):	5.2	8/15/10 vs. MOD
Hits:	9	6/12/10 vs. BAK
BB:	5	6/6/10 vs. BAK
SO:	11	8/20/10 vs. VIS

FITZGERALD'S CAREER PITCHING STATISTICS

Year	Team	League	ORG	W	L	PCT	ERA	G	GS	CG	SHO	SV	SVO	IP	H	R	ER	HR	HB	BB	SO	WP	AVG
2008	AZL Giants	AZL	SF	0	0	.000	0.00	3	0	0	0	0	0	4.0	2	0	0	0	0	2	6	0	.143
2008	Salem-Keizer	NOR	SF	1	0	1.000	4.76	14	0	0	0	5	6	17.0	20	9	9	1	2	6	13	4	.313
2009	Augusta	SAL	SF	2	2	.500	3.70	39	0	0	0	0	1	56.0	59	32	23	4	2	27	63	9	.262
2010	San Jose	CAL	SF	10	6	.625	3.45	26	25	0	0	0	0	146.0	140	65	56	11	4	46	116	14	.258
Minor League Totals				13	8	.619	3.55	82	25	0	0	5	7	223.0	221	106	88	16	8	81	198	27	.262

Organization

2011 Flying Squirrels

2010: In Review

History & Records

Eastern League

SF Giants

General Info



2011 FLYING SQUIRRELS

Organization

2011 Flying Squirrels

History & Records 2010: In Review

Eastern League

SF Giants

General Info



Jose Flores

INF

Height/Weight: 5-11/195
Bats/Throws: S/R
Born: August 17, 1987 in Aragua, VZ
Resides: Aragua, VZ
Acquired: Signed by the Giants as NDFB August 17, 2003

The 23-year old posted the finest season of his professional career with San Jose (A+) in 2010. The versatile super-utility man played six different positions for the eventual California League champions, while placing 3rd in the league with an average of .331 (119-359). Although the Flying Squirrels' middle-infield for opening day appears to be set, Flores could advance to Double-A for the first time and help at third base, where no definitive option has emerged.

2010

Appeared in 96 games for San Jose (A+), splitting his time between six (6) different positions ... Made the most starts at 3B (29), but also saw time at 2B (14), SS (12), LF (4), RF (2) and 1B (1) ... Finished 3rd in the CAL batting race, hitting a career-high .331 (119-358) ... Posted career-highs across the board including: batting average (.331), games (96), at-bats (359), runs (58), hits (119), 2B (15), 3B (6), HR (6), RBI (54), SLG (.457), OBP (.381) ... Hit .353 (12-34), while appearing in all eight (8) postseason games for San Jose ... Added three (3) extra-base hits, five (5) RBIs and scored seven (7) runs during San Jose's run to the CAL title.

2009

Limited to just 18 appearances with Low-A Augusta in the South Atlantic League ... Hit .122 (6-49), but didn't make his first appearance of the season until 6/26.

2008

Saw time in 73 of 76 games for the short-season Salem-Keizer Volcanoes in the Northwest League ... Batted .300 (79-263), placing him 8th in the NWL ... Made 56 starts at 3B ... Hit .474 (9-19) in the postseason, helping the Volcanoes to the NWL title.

2007

Appeared in 45 games for short-season Salem-Keizer, spending the entire season with the Volcanoes.

Personal & Miscellaneous

Made American-debut in 2006 in the Arizona Rookie League ... Giants signed him on 8/17/03, his 16th birthday, the first day he was eligible to be signed ... Resides in Aragua, VZ.

FLORES' CAREER HIGHS

Runs: 3 (x5) last, 7/21/10
Hits: 4 (x5) last, 8/10/10 LAN
HR: 1 (x10) last, 8/11/10 vs. LAN
RBI: 5 8/7/07 vs. SPO
SB: 2 8/5/07 vs. SPO

FLORES' CAREER BATTING STATISTICS

Year	Team	League	ORG	AVG	G	AB	R	H	2B	3B	HR	RBI	BB	IBB	SO	SB	CS	OBP	SLG	OPS
2006	AZL Giants	AZL	SF	.289	34	128	19	37	1	0	1	21	7	0	14	4	1	.331	.320	.651
2007	Salem-Keizer	NOR	SF	.286	45	98	16	28	8	1	2	12	6	0	8	4	0	.330	.449	.779
2008	Salem-Keizer	NOR	SF	.300	73	263	40	79	13	1	1	32	40	0	60	3	3	.395	.369	.764
2009	Augusta	SAL	SF	.122	18	49	5	6	1	0	0	1	6	0	10	1	0	.218	.143	.361
2010	San Jose	CAL	SF	.331	96	359	58	119	15	6	6	54	25	1	41	9	6	.381	.457	.838
Minor League Totals				.300	266	897	138	269	38	8	10	120	84	1	133	21	10	.364	.394	.757

2011 FLYING SQUIRRELS



Darren Ford

OF

Height/Weight: 5-11/195
Bats/Throws: R/R
Born: October 1, 1985 in Vineland, NJ
Resides: Vineland, NJ
Acquired: Selected by Giants in 6th Round 2007 June Draft

Ford opened the 2010 season as part of Flying Squirrels "Wonder Trio" outfield along with Thomas Neal and Roger Kieschnick. The group had earned the nickname from manager Andy Skeels while they were claiming the California League championship in 2009. It was during that 2009 season that Ford darted up prospect lists with a stellar second half. He spent the bulk of the season with Richmond, struggling at times at the plate. However, the Giants needed a burner on the bases in September, and Ford became the first Flying Squirrel to reach the Major Leagues when he was recalled by the Giants on September 1st. A member of the Giants' 40-man roster, Ford earned his second-straight invite to big league spring training, and will more than likely open the season in center field for Triple-A Fresno. Ranked by *Baseball America* as the #27 prospect in the Giants' chain, he is included in this publication on the chance that potential early-season struggles may lead to additional seasoning in Richmond.

2010

Was invited to big league spring training for the first time where he was named the Best Rookie in Camp after hitting .500 (11-22) ... Appeared in 113 games with the Flying Squirrels, hitting .251 (116-463) ... Stole a team-best 37 bases, but was also caught a team-worst 15 times ... Made Major League debut on September 1st, entering as a pinch-runner and placing the winning run against the Colorado Rockies on a wild pitch and ensuing error ... Appeared in nine (9) games

for San Francisco, six (6) as a pinch-runner and once as a defensive replacement in center field ... Was in dugout as Giants won the World Series against the Texas Rangers ... Second in the Giants' organization with 37 stolen bases (Francisco Peguero - 40) ... Tabbed as the #13 prospect in the Giants' chain and also the organization's fastest baserunner by *Baseball America*.

2009

A tale of two halves, he hit .207 over the first half of the season with San Jose, then got healthy after dealing with biceps tendinitis and hit a scorching .354 after the break ... Stole 35 bases while anchoring the leadoff spot and center field for the eventual CAL champions ... CAL Batter of the Week for July 6-13

Personal & Miscellaneous

Originally an 18th round selection of the Milwaukee Brewers in the 2004 draft ... Attended Chipola (FL) JC ... Traded to San Francisco along with Steve Hammond in July, 2008 in exchange for Ray Durham ... Spent first four years of career in the Milwaukee organization ... Added to the Giants' 40-man roster in November, 2009



**Flying Squirrels' Debut
4/8/10 @ Bowie**

FORD'S CAREER HIGHS

Runs: 4 8/8/10 vs. POR
Hits: 5 (x2) last, 9/1/09 vs. IE
HR: 2 8/12/09 vs. BAK
RBI: 5 4/28/09 vs. LAN
SB: 5 5/5/08 vs. CLR

FORD'S CAREER BATTING STATISTICS

Year	Team	League	ORG	AVG	G	AB	R	H	2B	3B	HR	RBI	BB	IBB	SO	SB	CS	OBP	SLG	OPS
2005	Helena	PIO	MIL	.271	61	236	57	64	4	3	1	24	33	0	70	18	4	.365	.326	.691
2006	West Virginia	SAL	MIL	.283	125	491	93	139	24	3	7	54	56	1	133	69	15	.361	.387	.748
2007	West Virginia	SAL	MIL	.335	51	224	48	75	15	4	5	33	23	1	56	31	10	.398	.504	.902
2007	Brevard County	FSL	MIL	.231	72	273	46	63	7	1	4	27	35	0	67	36	6	.317	.308	.625
2008	Brevard County	FSL	MIL	.230	91	343	57	79	13	3	2	27	46	1	88	48	11	.322	.303	.625
2008	San Jose	CAL	SF	.219	38	128	21	28	4	1	0	7	23	1	42	14	1	.346	.266	.612
2009	San Jose	CAL	SF	.300	101	380	81	114	17	9	9	50	49	1	97	35	12	.386	.463	.849
2010	Richmond	EAS	SF	.251	113	463	64	116	20	9	5	40	39	0	106	37	15	.315	.365	.680
2010	San Francisco	NL	SF	.000	7	0	1	0	0	0	0	0	0	0	2	1	.000	.000	.000	
	Minor League Totals			.267	652	2538	467	678	104	33	33	262	304	5	659	288	74	.349	.373	.722
	Major League Totals			.000	7	0	1	0	0	0	0	0	0	0	2	1	.000	.000	.000	

Organization

2011 Flying Squirrels

2010: In Review

History & Records

Eastern League

SF Giants

General Info



2011 FLYING SQUIRRELS

Organization

2011 Flying Squirrels

2010: In Review

History & Records

Eastern League

SF Giants

General Info



Conor Gillaspie

INF

Height/Weight: 6-1/200
Bats/Throws: L/R
Born: July 18, 1987 in Omaha, NE
Resides: Omaha, NE
Acquired: Selected by Giants in 1st Round 2008 June Draft

Gillaspie spent the entire 2010 season with the Flying Squirrels, finishing the season on a high-note by batting .313 (56-179) after the All-Star break. He followed that up with a strong showing in the prestigious Arizona Fall League. A member of the Giants' 40-man roster, the former Wichita State Shocker should advance to Triple-A Fresno where he will serve as the Grizzlies' opening day third baseman. *Baseball America* has placed Gillaspie as the Giants' #17 rated prospect entering the 2011 season. San Francisco has once again invited him to big league spring training, and he will have the opportunity to hit his way to the Major Leagues at the beginning of the season. Like 2010 Flying Squirrels' teammates Brandon Crawford and Darren Ford, he is listed in this publication on the possibility that he struggles at the beginning of the year.

2010

Rated as the Giants' #17 prospect by *Baseball America* entering the 2010 season ... Spent the entire season with Richmond, appearing in 132 games and batting .287 (141-491) ... Ranked 2nd on the club in games played and at-bats (491), ranking behind only Thomas Neal in both categories ... Hit a robust .410 (34-83) in the month of July ... Hit .313 following the All-Star break ... Batted .319 (23-72) hitting 4th in the lineup, .308 (69-224) batting 5th and .314 (33-105) in the 6th spot ... Hit just .188 (16-85) when hitting 3rd ... Hit .306 (22-72) for the Scottsdale Scorpions in the Arizona Fall League ... Tied for the league-lead with five (5) HRs.

2009

Hit .286 (134-469), while spending the entire season with San Jose (A+) ... Connected for just four (4) home runs in the hitter-friendly league, but did notch 67 RBIs ... Rated as the Giants' #7 prospect by *Baseball America* entering the season ... Spent time in instructional league following the season.

2008

Signed for a slot bonus of \$970,000 after being selected with the 37th overall pick in the supplemental phase of the first round of the 2008 draft ... Negotiated a September call-up as part of bonus and became the first player from his draft class to make it the big leagues when he made his Major League debut on September 9, 2008 ... Established record as quickest Giant to reach the majors after his draft date (96 days) ... Got first Major League hit off of Dan Haren ... Appeared in 24 games between Arizona League (Rookie) and Salem-Keizer (Short-Season A) in the Northwest League.

Personal & Miscellaneous

Named MVP of the Cape Cod League in 2007 ... Also received the Thurmon Munson Batting Champion Trophy (.345) ... All-American at Wichita State.



**Flying Squirrels' Debut
4/8/10 @ Bowie**

GILLASPIE'S CAREER HIGHS

Runs: 5 5/27/10 vs. BIN
Hits: 3 (x2) last, 5/27/10 vs. BIN
HR: 1 (x12) last, 9/4/10 vs. BOW
RBI: 4 (x3) last, 9/7/09 vs. IE
SB: 1 (x4) last, 6/6/09 vs. BAK

GILLASPIE'S CAREER BATTING STATISTICS

Year	Team	League	ORG	AVG	G	AB	R	H	2B	3B	HR	RBI	BB	IBB	SO	SB	CS	OBP	SLG	OPS
2008	AZL Giants	SF		.273	6	22	2	6	3	0	0	7	3	0	1	0	1	.360	.409	.769
2008	Salem-Keizer	NOR	SF	.268	18	71	4	19	4	0	0	8	9	0	13	2	0	.350	.324	.674
2008	San Francisco	NL	SF	.200	8	5	1	1	0	0	0	0	2	0	0	0	0	.429	.200	.629
2009	San Jose	CAL	SF	.286	126	469	62	134	31	2	4	67	55	2	68	2	3	.364	.386	.750
2010	Richmond	EAS	SF	.287	132	491	57	141	25	8	8	67	37	4	67	0	4	.335	.420	.755
	Minor League Totals			.285	282	1053	125	300	63	10	12	149	104	6	149	4	8	.349	.398	.747
	Major League Totals			.200	8	5	1	1	0	0	0	0	2	0	0	0	0	.429	.200	.629

2011 FLYING SQUIRRELS



Roger Kieschnick

OF

Height/Weight: 6-3/215
Bats/Throws: L/R
Born: January 21, 1987 in Dallas, TX
Resides: Dallas, TX
Acquired: Selected by Giants in 3rd Round 2008 June Draft

Back issues that lingered throughout the 2010 season derailed Kieschnick's chances of following up his breakout 2009 season in which he led the California League in RBIs. He opened the Flying Squirrels' inaugural season in right field as part of the outfield dubbed "The Wonder Trio" by manager Andy Skeels, but was limited due to his back trouble to just 60 games. Healthy entering 2011 spring training, the 24-year old will be looking to pick back up where he left off after 2009 in just his third professional season. Formerly a 3rd round choice of the Giants out of Texas Tech, *Baseball America* slots him #14 in the Giants' system. He should return to Richmond to again open the season in right field, with the hope that his back troubles won't follow him back to the River City.

2010


Opened his 2nd professional season as the Flying Squirrels everyday right fielder ... Touted as the #7 prospect in the Giants' chain by *Baseball America* prior to the season ... Placed on the Disabled List with Back Spasms on 5/28 ... Overhauled offensive approach while on the DL ... Activated from the DL on 6/13 ... Placed back on the DL with Back Spasms on 7/4 ... Season ended when team doctors diagnosed a stress fracture in his lower back ... Clubbed two (2) of his four (4) total HRs on 5/12/10 against the Bowie Baysox at Prince George's Stadium.

2009

First professional season was spent entirely with San Jose (A+), as he helped the Giants to the California League title ... Second in the CAL in RBIs (110) and fifth in extra-base hits (68) ... Named a post-season and midseason CAL All-Star ... 23 home runs and 37 doubles led San Jose club and also the Giants' minor league chain as a whole ... Named CAL Batter of the Week in back-to-back weeks, (6/15-22, 6/22-29) ... Rated as the Giants #14 prospect by *Baseball America* heading into the season... Led San Jose in games played (131), at-bats (517) and was second on the team with eight (8) triples.

Personal & Miscellaneous

Graduated from Rockwall (Rockwall, TX) High School ... Attended Texas Tech University ... Posted .305 average (67-220) with 47 runs, 15 doubles, three (3) triples, 17 home runs and 65 RBIs in 55 games for the Red Raiders ... Rated top position player in Texas by *Baseball America* ... Named All-Big 12 Conference performer in 2007... Led Team USA with 7 HRs in summer of 2007.



**Flying Squirrels' Debut
4/8/10 @ Bowie**

KIESCHNICK'S CAREER HIGHS

Runs: 3 7/19/09 vs. BAK
Hits: 4 7/19/09 vs. BAK
HR: 2 (x2) last, 5/12/10 vs. BOW
RBI: 6 6/27/09 vs. STK
SB: 1 (x11) last, 5/5/10 vs. ALT

KIESCHNICK'S CAREER BATTING STATISTICS

Year	Team	League	ORG	AVG	G	AB	R	H	2B	3B	HR	RBI	BB	IBB	SO	SB	CS	OBP	SLG	OPS
2009	San Jose	CAL	SF	.296	131	517	86	153	37	8	23	110	36	2	130	9	1	.345	.532	.877
2010	Richmond	EAS	SF	.251	60	223	21	56	8	3	4	23	18	1	55	2	3	.305	.368	.673
Minor League Totals				.282	191	740	107	209	45	11	27	133	54	3	185	11	4	.333	.482	.815

Organization

2011 Flying Squirrels

2010: In Review

History & Records

Eastern League

SF Giants

General Info



2011 FLYING SQUIRRELS

Organization

2011 Flying Squirrels


2010: In Review

History & Records

Eastern League

SF Giants

General Info



Matt Klimas

INF

Height/Weight: 5-11/185
Bats/Throws: R/R
Born: July 3, 1987 in Tulsa, OK
Resides: Broken Arrow, OK
Acquired: Selected by Giants in 8th Round 2006 June Draft

Klimas spent part of the 2010 season with the Flying Squirrels, spending most of that time on the inactive list while handling the team's bullpen catching. He was sent down to San Jose (A+) in the middle of the season and saw time in 27 games with the Giants. Formerly an 8th round selection of the Giants in the 2006 draft, the 23-year old should continue to provide organizational depth behind the plate. That role could land him back in Richmond as either the backup to Johnny Monell or once again as the 3rd catcher on the roster.

2010

Started the season with Richmond on the inactive list ... Appeared in two (2) games for the Flying Squirrels ... Enjoyed a memorable moment before a game when wrestler "Sergeant Slaughter" pretended to knock him out with a DDT ... Was optioned to San Jose (A+) on 6/28 ... Appeared in 27 games with San Jose and logged 80 at-bats ... Hit .238 (19-80).

2009

Served as the backup catcher to Johnny Monell, seeing time in 53 games behind the plate ... Batted .284 (44-155) and recorded 15 RBIs.

2008

Made the jump from the Arizona Rookie League to the South Atlantic League as he saw his first full-season action with Augusta (A) ... Appeared in 29 games, hitting .237 (23-97) ... Backed up former Flying Squirrels' catcher Jackson Williams, who attended the same high school as Klimas (Broken Arrow High School)

Personal & Miscellaneous

Attended Broken Arrow (OK) High School ... Attended Texarkana (TX) College ... Was selected in the 8th round of the 2006 June Draft ... Made professional debut in the Arizona Rookie League in 2006 ... Also appeared in the AZL in 2007.



Flying Squirrels' Debut
8/18/10 vs. Erie

KLIMAS' CAREER HIGHS

Runs: 2 (x8) last, 8/31/10 vs. IE
Hits: 3 (x5) last, 6/29/10 vs. VIS
HR: 1 (x3) last, 8/21/10 vs. STK
RBI: 4 (x2) last, 8/19/10 vs. VIS
SB: 2 (x2) last, 8/12/09 vs. GVL

KLIMAS' CAREER BATTING STATISTICS

Year	Team	League	ORG	AVG	G	AB	R	H	2B	3B	HR	RBI	BB	IBB	SO	SB	CS	OBP	SLG	OPS
2006	AZL Giants	AZL	SF	.348	20	46	8	16	2	0	0	4	4	0	7	3	0	.426	.391	.817
2007	AZL Giants	AZL	SF	.309	25	68	11	21	1	1	1	9	8	0	14	0	2	.390	.397	.787
2008	Augusta	SAL	SF	.237	29	97	3	23	5	0	0	12	8	0	28	3	1	.302	.289	.591
2009	Augusta	SAL	SF	.284	53	155	20	44	5	1	0	15	14	1	32	6	3	.372	.329	.701
2010	Richmond	EAS	SF	.333	2	3	0	1	0	0	0	1	0	1	0	0	0	.600	.333	.933
2010	San Jose	CAL	SF	.238	27	80	7	19	1	0	1	13	6	0	11	0	0	.319	.288	.607
	Minor League Totals			.276	156	449	49	124	14	2	2	54	41	1	93	12	6	.359	.330	.688

2011 FLYING SQUIRRELS



Joe Koshansky

1B

Height/Weight:
Bats/Throws:
Born:
Resides:
Acquired:

6-4/225
L/L
May 26, 1982 in Shreveport, LA
Castle Rock, CO
Signed by the Giants as MLFA
2011

The 28-year first baseman has never struggled to hit for power, boasting 186 home runs over a seven-year professional career. He spent the first five of those years with the Colorado Rockies, ascending to the Major Leagues with the Rockies in 2007 and again in 2008. He has spent each of the past two seasons with Milwaukee's Triple-A entrant, the Nashville Sounds. Now joining his 3rd organization, he will be given the chance to win the first baseman's job with Fresno (AAA) in spring training. However, if he doesn't fill that role, he could become the power-hitting first baseman the Flying Squirrels lacked for the majority of the 2010 season.

2010

Spent his 2nd consecutive full-season with Triple-A Nashville in the Brewers' system ... Belted 26 HRs, which tied him for the team lead ... Led the club in strikeouts (152).

2009

Was claimed from the Rockies off waivers by the Texas Rangers on 3/29/09 ... Was claimed again off waivers four days later by the Milwaukee Brewers on 4/3/09 ... Spent entire season with the Nashville Sounds, hitting .218 (99-455) ... Struck out a career-high 166 times, which led the Sounds and the Pacific Coast League.

2008

Was rated as the #16 prospect in the Colorado chain prior to the season by *Baseball America* ... Hit a career-high .300 (137-457) with Triple-A Colorado Springs, while tying his career-high with 31 HRs, and established a new career-high with 121 RBIs ... Led the PCL with 121 RBIs and 71 extra-base hits ... 3rd in the league in total bases with 274 ... Appeared in 18 games between two separate stints with Colorado ... Notched his first big league HR on 7/5 ... Struck out 158 times while with Colorado Springs, a Sky Sox club record ... Named a starter in the Triple-A All-Star Game, but did not play due to a call-up to Colorado.

2007

Ranked as the #13 prospect in the Rockies' system prior to the season by *Baseball America* ... Appeared in 136 games with Colorado Springs before receiving a September call-up to Colorado on 9/1 ... Made his Major League debut on 9/1 @ Arizona ... Collected first big league hit on 9/18 ... 99 RBIs were 5th in the PCL ... Named to the PCL postseason All-Star team, the 3rd straight season he was a postseason All-Star.

Personal & Miscellaneous

Played collegiately for the University of Virginia, where he was the ACC Player of the Year in 2004, the first player in program history to be selected ... Spent 1st two (2) seasons at UVA as a pitcher ... Was named Colorado's Minor League Player of the Year in 2005 ... Texas League mid-season and postseason All-Star in 2006 ... Made his pro debut with short-season Tri-City in 2005 ... Graduated from Chantilly (VA) High School ... Originally drafted by the Rockies in 6th round (2004).

KOSHANSKY'S CAREER HIGHS

Runs:	5	8/12/08 vs. TUS
Hits:	4 (x7)	last, 7/31/09 vs. NEW
HR:	2 (x13)	last, 7/5/10 vs. OKC
RBI:	5 (x8)	last, 5/7/10 vs. IOW
SB:	1 (x24)	last, 5/9/10 vs. ALB

KOSHANSKY'S CAREER BATTING STATISTICS

Year	Team	League	ORG	AVG	G	AB	R	H	2B	3B	HR	RBI	BB	IBB	SO	SB	CS	OBP	SLG	OPS
2004	Tri-City	NOR	COL	.234	66	239	41	56	18	0	12	43	31	1	84	1	0	.330	.460	.790
2005	Asheville	SAL	COL	.291	120	453	92	132	31	1	36	103	53	7	122	6	6	.373	.603	.976
2005	Tulsa	TEX	COL	.267	12	45	5	12	3	0	2	12	2	0	15	0	0	.292	.467	.759
2006	Tulsa	TEX	COL	.284	132	500	84	142	28	0	31	109	64	5	134	3	2	.371	.526	.897
2007	Colorado Springs	PCL	COL	.295	136	498	79	147	30	2	21	99	67	4	128	4	3	.380	.490	.870
2007	Colorado	NL	COL	.083	17	12	0	1	1	0	0	2	2	0	5	0	0	.200	.167	.367
2008	Colorado Springs	PCL	COL	.300	122	457	90	137	36	4	31	121	60	7	158	1	0	.380	.600	.980
2008	Colorado	NL	COL	.211	18	38	5	8	3	0	3	8	1	0	17	0	0	.250	.526	.776
2009	Nashville	PCL	MIL	.218	135	455	72	99	21	3	24	80	64	3	166	7	4	.316	.435	.751
2009	Nashville	PCL	MIL	.264	131	425	67	112	21	0	26	79	62	8	152	3	2	.370	.496	.866
2010	Nashville	PCL	MIL	.272	854	3072	530	837	188	10	183	646	403	35	959	25	17	.361	.519	.880
	Minor League Totals																			
	Major League Totals			.180	35	50	5	9	4	0	3	10	3	0	22	0	0	.236	.440	.676

Organization

2011 Flying Squirrels

2010 In Review

History & Records

Eastern League

SF Giants

General Info



2011 FLYING SQUIRRELS

Organization

2011 Flying Squirrels


History & Records

2010: In Review

Eastern League

SF Giants

General Info



Andrew Kown

RHP

Height/Weight: 6-6/210
Bats/Throws: R/R
Born: October 7, 1982 in Marietta, GA
Resides: Marietta, GA
Acquired: Signed by the Giants as MLFA February 5, 2011

The 28-year old veteran will be beginning a stint with his 3rd professional organization with the Giants in 2011. Originally a product of Georgia Tech, he spent the first four seasons of his career in the Detroit Tigers' system before joining the Washington Nationals for the last three. An experienced durable arm, Kown has had success at multiple levels and in a variety of roles over the last several years, and should be counted on to provide depth throughout the Giants' system. Those options include starting or relieving with Richmond at some point in the season.

2010

Spent his final year in the Nationals' chain primarily as a starter, making 26 of his 30 appearances between Double-A Harrisburg and Triple-A Syracuse as a starter ... Posted solid numbers at both outposts, going a combined 8-8 with an ERA of 3.83 with Harrisburg and a 3.48 with Syracuse ... 26 starts matched a career-high he had established in his 2nd professional season with West Michigan in 2005 ... Bookended his season in Triple-A, making eight (8) appearances, six (6) starts, with Syracuse at the beginning of the season and seven (7), five (5) starts, at the conclusion.

2009

Made a combined 38 appearances (9 starts) at three different levels of the Nationals' system ... All nine (9) starts came for Triple-A Syracuse ... 38 appearances are a career-high.

2008

Began the season with Double-A Erie in the Tigers' system, but was released midway through the season ... Signed as a minor league free agent by the Washington Nationals on 7/28 ... Made a combined eight (8) appearances between three levels of the Nationals' chain after signing ... Made 17 appearances, 16 starts, for Erie before being released.

2007

Made first professional advancement to the Double-A level, spending nearly the entire season with the Erie SeaWolves ... Made 27 appearances (19 starts) for the SeaWolves.

2006

Fired two (2) complete games while with Lakeland (A+) in the Florida State League ... Went 6-5 with a 3.53 ERA with the Flying Tigers ... Opened the season by not allowing a run over six (6) relief appearances and 16 innings with West Michigan (A).

Personal & Miscellaneous

Attended the Walker School (Marietta, GA) ... Pitched in college for Georgia Tech ... Parents are Phil and Judy Kown ... Older brother John pitched for four seasons in the St. Louis Cardinals organization ... Originally selected by the Detroit Tigers in the 5th round of the 2004 June draft out of Georgia Tech.

KOWN'S CAREER HIGHS

IP (Starter): 9.0 (x2) last, 7/12/07 vs. BOW
IP (Reliever): 4.2 6/14/09 vs. REA
Hits: 12 (x2) last, 4/12/08 vs. BIN
BB: 6 6/29/08 vs. HAR
SO: 8 7/11/05 vs. CLI

KOWN'S CAREER PITCHING STATISTICS

Year	Team	League	ORG	W	L	PCT	ERA	G	GS	CG	SHO	SV	SVO	IP	H	R	ER	HR	HB	BB	SO	WP	AVG
2004	Oneonta	NYP	DET	1	2	.333	2.85	9	9	0	0	0	0	41.0	40	19	13	4	2	13	37	2	.255
2005	West Michigan	MID	DET	8	11	.421	4.36	26	26	1	0	0	0	150.2	152	83	73	13	10	52	98	6	.259
2006	West Michigan	MID	DET	2	0	1.000	0.00	6	0	0	0	0	0	16.0	10	0	0	0	0	0	16	1	.179
2006	Lakeland	FSL	DET	6	5	.545	3.53	18	18	2	0	0	0	104.2	99	53	41	9	7	43	67	12	.246
2007	Lakeland	FSL	DET	0	0	0.000	6.23	1	1	0	0	0	0	4.1	7	6	3	0	0	0	2	0	.318
2007	Erie	EAS	DET	6	8	.429	4.13	27	19	1	0	1	1	120.0	127	62	55	9	9	36	86	7	.272
2008	Erie	EAS	DET	5	9	.357	5.38	17	16	1	0	0	0	93.2	111	62	56	16	1	34	42	1	.295
2008	Harrisburg	EAS	WSH	0	0	0.000	30.86	2	0	0	0	0	0	2.1	8	8	8	2	0	3	1	0	.571
2008	Potomac	CAR	WSH	0	2	0.000	3.00	3	1	0	0	0	0	9.0	9	8	3	0	0	5	3	0	.257
2008	Columbus	INT	WSH	3	0	1.000	3.71	3	3	0	0	0	0	17.0	22	7	7	0	0	2	13	0	.314
2009	Potomac	CAR	WSH	1	1	.500	4.50	11	0	0	0	0	3	4	18.0	18	9	9	4	1	4	15	.254
2009	Harrisburg	EAS	WSH	3	0	1.000	2.28	13	0	0	0	1	2	27.2	21	8	7	0	1	6	15	1	.208
2009	Syracuse	INT	WSH	5	3	.625	4.45	14	9	0	0	0	0	54.2	58	27	27	4	3	15	28	3	.267
2010	Harrisburg	EAS	WSH	6	4	.600	3.83	15	15	0	0	0	0	84.2	83	40	36	13	3	19	47	1	.254
2010	Syracuse	INT	WSH	2	4	.333	3.48	15	11	0	0	1	1	62.0	67	25	24	5	4	16	41	1	.273
Minor League Totals				48	49	.495	4.04	180	128	5	0	6	8	805.2	832	417	362	79	41	248	511	35	.264

2011 FLYING SQUIRRELS



Tyler La Torre

C

Height/Weight: 6-0/219
Bats/Throws: L/R
Born: April 22, 1983 in Santa Cruz, CA
Resides: Santa Cruz, CA
Acquired: Signed By Giants as N DFA May 29, 2006

Signed as a non-drafted free agent, La Torre has been a steady presence behind the plate throughout his five-year career with the Giants. He spent the entire 2010 season with the Flying Squirrels, backing up Jackson Williams for the first half of the season and taking over as the everyday catcher when Williams replaced Buster Posey in Fresno (AAA). The Giants are expected to promote Johnny Monell to Richmond as the Flying Squirrels' catcher at the outset of the season, and not too far behind is top-10 organizational prospect Tommy Joseph. However, La Torre has proved himself valuable to young pitchers and also serves as an experienced clubhouse leader. He will more than likely return to the backup role in 2011, either behind Williams in Fresno or behind Monell in Richmond.

2010

Appeared in a career-high 81 games, taking over the starting catcher's job from Jackson Williams when he was promoted to Fresno on July 1st ... Hit .254 (31-122) prior to the All-Star break and .158 (21-133) after it ... Appeared in 11 games at 1B, the first time in his career he had played that position.

2009

Served as the backup to Jackson Williams in Double-A Connecticut and logged 181 at-bats ... Productive in limited time, he notched 24 RBIs, while posting an OBP of .368.

2008

Spent the early portion of the season behind Pablo Sandoval in Advanced-A San Jose before Sandoval made the move to the corner infield spots ... Again, saw inconsistent action, but produced steadily.

2007

Had best offensive season as a pro, batting .316 in 31 games for short-season Salem-Keizer ... Served as the backup behind Jackson Williams, a role he reprised in both 2009 and 2010

Personal & Miscellaneous

Signed by the Giants as a non-drafted free agent on May 29th, 2006 ... Attended the University of California - Davis ... Graduated from Aptos (CA) High School.



**Flying Squirrels' Debut
4/9/10 @ Bowie**

LA TORRE'S CAREER HIGHS

Runs:	4	8/31/07 vs. EUG
Hits:	4	8/31/07 vs. EUG
HR:	1 (x6)	last, 9/11/10 vs. ERI
RBI:	3	6/14/10 vs. REA
SB:	1 (x4)	last, 7/5/09 vs. REA

LA TORRE'S CAREER BATTING STATISTICS

Year	Team	League	ORG	AVG	G	AB	R	H	2B	3B	HR	RBI	BB	IBB	SO	SB	CS	OBP	SLG	OPS
2006	Salem-Keizer	NOR	SF	.111	6	18	4	2	2	0	0	0	1	0	5	0	0	.158	.222	.380
2006	AZL Giants	AZL	SF	.143	7	21	1	3	0	0	0	0	0	0	6	0	0	.143	.143	.286
2006	San Jose	CAL	SF	.280	8	25	3	7	1	0	0	5	5	0	6	1	0	.400	.320	.720
2007	Salem-Keizer	NOR	SF	.316	31	95	19	30	4	2	1	11	14	0	19	1	1	.404	.432	.836
2008	San Jose	CAL	SF	.253	45	99	9	25	3	0	2	8	19	0	29	1	2	.373	.343	.716
2009	Connecticut	EAS	SF	.265	69	181	27	48	10	1	1	24	29	4	35	1	2	.368	.348	.716
2010	Richmond Flying	EAS	SF	.204	81	255	27	52	13	1	2	20	36	1	76	0	3	.306	.286	.592
	Minor League Totals			.241	247	694	90	167	33	4	6	68	104	5	176	4	8	.341	.326	.667

Organization

2011 Flying Squirrels

2010: In Review

History & Records

Eastern League

SF Giants

General Info



2011 FLYING SQUIRRELS

Organization

2011 Flying Squirrels

2010: In Review

History & Records

Eastern League

SF Giants

General Info



Nick Liles

OF

Height/Weight: 6-1/185
Bats/Throws: L/R
Born: July 23, 1987 in Laurinburg, NC
Resides: Moore County, NC
Acquired: Signed By Giants as NDFB June 16, 2009

The Giants originally drafted Liles out of high school in the 29th round of the 2006 draft, but he elected not to sign and played collegiately at Western Carolina University instead. Three years later, the Giants were able to pick him up as a non-drafted free agent. He has been a hits-machine in his first two professional seasons, including leading the South Atlantic League in hits in 2010. His impressive first full-season will earn him a promotion to San Jose (A+) to begin the season, and if one or more of the Squirrels' opening day outfielders hit their way to Fresno (AAA), the 23-year old could advance to Richmond at some point during the year.

2010

Spent first full-season with low-A Augusta in the South Atlantic League ... Led the SAL with 162 hits, and finished 2nd in the loop with a .316 batting average ... Finished 3rd in the SAL in runs scored (86) ... Was Augusta's Player of the Month for June when he batted .375 (39-104) ... Batted .334 (130-389) vs. right-handed pitching316 average led the Green-jackets and was 5th in the Giants' organization ... 130 of his 162 total hits were singles.

2009

Signed as a non-drafted free agent on June 19, 2009 ... Began professional career with AZL Giants in the Arizona Rookie League ... Hit .300 (42-140) in 34 games.

Amateur

Played collegiately at Western Carolina University ... For his career, Liles ranked tied for 8th in school history with 51 stolen bases, 9th in career hits with 264, and tied for 9th all-time with 52 career 2Bs ... Began his career as a third baseman, moving to second base during his sophomore season and eventually to the outfield during his junior year ... Second Team All-Southern Conference after sophomore season ... WCU single-season, school-record 269 at bats during sophomore season ... Drafted 2006 MLB Draft, 29th Round (pick 866) by the Giants (Did Not Sign ... Led Scotland HS to the 2006 4A State Championship ... Had three hits in the championship game as the Scots defeated South Caldwell 10-5 and posted a 29-4 record for the season ... An IMPACT BASEBALL.com North Carolina Player of the Year candidate, batted .477 with 15 doubles, two home runs and 40 RBI ... Prior to his senior season, he was rated 18th by IMPACT BASEBALL.com on the North Carolina top 50 prospects ... As a junior, batted .357 with 19 RBI, 26 runs and six stolen bases ... A participant in the North Carolina State Games, Liles went 7-for-12 at the plate with a home run, double and triple. As a sophomore, he batted .359 with 37 runs scored and a .516 on-base percentage ... Led Scotland County to the 2004 and '05 M-SEC Conference Championship.

Personal & Miscellaneous

Full name is Steven Nicholas Liles but goes by Nick ... Son of Steve and Becky Liles

LILE'S CAREER HIGHS

Runs: 3 (x5) last, 8/26/10 vs. WV
Hits: 4 (x3) last, 8/26/10 vs. WV
HR: None
RBI: 3 (x4) last, 8/24/10 vs. LEX
SB: 3 (x2) last, 9/2/10 vs. LWD

LILE'S CAREER BATTING STATISTICS

Year	Team	League	ORG	AVG	G	AB	R	H	2B	3B	HR	RBI	BB	IBB	SO	SB	CS	OBP	SLG	OPS	
2009	AZL Giants	AZL	SF	.300	34	140	20	42	8	1	0	19	4	0	15	14	1	.329	.371	.700	
2010	Augusta	SAL	SF	.316	127	512	86	162	28	4	0	62	36	0	61	29	11	.361	.387	.748	
Minor League Totals																					
				.313	161	652	106	204	36	5	0	81	40	0	76	43	12	.354	.383	.737	

2011 FLYING SQUIRRELS



Mitch Lively

RHP

Height/Weight: 6-5/230
Bats/Throws: R/R
Born: September 7, 1985 in Susanville, CA
Resides: Susanville, CA
Acquired: Signed by Giants as MLFA July 25, 2008

Originally a product of the Colorado Rockies' system, the big right-hander was released by Colorado during his first professional season after an elbow strain labeled him a "risk." After a brief stint in independent ball, the Giants grabbed him mid-season in 2008. He has bounced around in the San Francisco system since, including opening and closing the season with the Flying Squirrels in 2010. He pitched well in a variety of roles for Richmond, including earning three (3) saves and he could grab one of the bullpen spots with the Squirrels in 2011.

2010

Began the season with the Flying Squirrels, turning in three (3) scoreless appearances ... Was demoted to Augusta (A) on April 25th ... Made 24 appearances for the Greenjackets, posting an ERA of 4.89 ... Promoted back to Richmond on July 6th ... Made 20 appearances for the Flying Squirrels to finish the season, including notching three (3) saves ... Recorded a 3.71 ERA in 18 appearances following the All-Star break.

2009

Advanced to San Jose (A+) for the first time in career to open season and struggled in 16 relief outings ... A return to Augusta (A) didn't yield the sort of returns seen during his first stint with the Greenjackets in 2008 ... However, the Giants moved him to Double-A for the first time at the beginning of August and he flourished ... Allowed just two (2) earned runs in 25.2 innings of work out of the bullpen ... Held Eastern League hitters to an average of .193.

2008

Began season with San Angelo Colts in the independent United League ... Posted a 2.13 ERA with the Colts and was signed by the Giants on July 25th ... Made two appearances in the Arizona League (Rookie) before finishing the season with 10 sterling outings with Augusta.

Personal & Miscellaneous

Originally drafted by the Rockies in the 16th round of the 2007 June Draft ... Attended Sacramento State and served as the Hornets' closer ... Also served as the punter on SSU football team and was all-conference three times.



Flying Squirrels' Debut
4/12/10 @ Altoona

LIVELY'S CAREER HIGHS

IP (Starter): Has Never Started
IP (Reliever): 4.0 last, 8/25/10 vs. REA
Hits: 5 (x4) last, 8/10/10 vs. NH
BB: 3 9/6/09 vs. REA
SO: 6 5/6/09 vs. BAK

LIVELY'S CAREER PITCHING STATISTICS

Year	Team	League	ORG	W	L	PCT	ERA	G	GS	CG	SHO	SV	SVO	IP	H	R	ER	HR	BB	HB	SO	WP	AVG
2007	Casper	PIO	COL	1	0	1.000	1.35	6	0	0	0	0	0	6.2	4	2	1	0	0	2	3	2	.182
2008	San Angelo	UNT	IND	0	0	.000	2.13	11	0	0	0	4	0	12.2	11	3	3	1	2	0	18	0	.239
2008	AZL Giants	AZL	SF	0	0	.000	0.00	2	0	0	0	0	0	2.2	1	0	0	0	0	0	4	0	.111
2008	Augusta	SAL	SF	1	0	1.000	1.42	10	0	0	0	0	0	12.2	11	5	2	0	0	6	18	3	.229
2009	San Jose	CAL	SF	0	0	.000	5.23	16	0	0	0	0	0	20.2	25	13	12	6	0	15	20	2	.305
2009	Augusta	SAL	SF	0	0	.000	4.58	13	0	0	0	0	0	17.2	17	9	9	1	1	6	5	2	.258
2009	Connecticut	EAS	SF	3	0	1.000	0.70	14	0	0	0	1	1	25.2	17	3	2	0	0	9	18	0	.193
2010	Augusta	SAL	SF	4	2	.667	4.89	24	0	0	0	1	2	35.0	37	20	19	2	2	7	26	3	.280
2010	Richmond	EAS	SF	2	4	.333	3.90	23	0	0	0	3	3	32.1	32	17	14	1	0	18	25	2	.269
Minor League Totals				11	6	.647	3.46	108	0	0	0	5	6	153.1	144	69	59	10	3	63	119	14	.254

Organization

2011 Flying Squirrels

2010: In Review

History & Records

Eastern League

SF Giants

General Info



2011 FLYING SQUIRRELS

Organization

2011 Flying Squirrels

2010: In Review

History & Records

Eastern League

SF Giants

General Info



Chuck Lofgren

LHP

Height/Weight: 6-3/205
Bats/Throws: L/L
Born: January 29, 1986 in Redwood City, CA
Resides: Burlingame, CA
Acquired: Signed by the Giants as MLFA 2010

The 25-year old lefty was considered a top-prospect in the Cleveland Indians' system for years, ranked as the organization's #2 prospect by *Baseball America* in both 2007 and 2008. However, his fast-track to the big leagues hit a speed bump in 2008, and the former 4th rounder is still looking to punch his first ticket to the majors. The Giants snapped him up in the off-season and he will begin his 8th professional season with his 3rd organization. He spent the entire 2010 season with Triple-A Nashville in the Milwaukee system, and he could very well be used in a similar role with Fresno. However, he could also be asked to work through the system beginning in Richmond at the beginning of the season.

2010

Selected in the major league phase of the 2009 Rule V draft by the Milwaukee Brewers ... Didn't make the Brewers roster out of spring training, and would have been shipped back to the Cleveland Indians, but the two teams agreed on a deal that kept Lofgren with Milwaukee as the Brewers sent pitcher Omar Aguilar to Cleveland ... Spent the entire season with Nashville (AAA) in the Milwaukee system, making 28 appearances (23 starts) ... Left-handers hit just .212 (31-146) against him, but right-handed batters hit .314 (112-357).

2009

Plummeted out of the top-30 Indians prospects prior to the season after being rated #2 by *Baseball America* entering the 2008 season ... Started the season well, making eight (8) starts for Akron (AA) and posting a 3-1 record with a 1.48 ERA ... Promoted to Triple-A for the first time, he spent the rest of the season with Triple-A Columbus, struggling to a record of 6-10 and an ERA of 5.31 over 17 starts ... Limited Eastern League hitters to an average of .160.

2008

Rated as the #2 prospect in the Indians' system entering the season by *Baseball America* ... Made first 13 appearances of the season as a starter, but after posting a 1-3 record and 5.95 ERA in those starts, he was moved to the bullpen for the first time in his career ... Made first career relief appearance on 7/9, tossing three (3) scoreless innings against Bowie ... Made two (2) more starts and 12 additional relief appearances the rest of the season ... Had a 9.72 ERA and conceded an average of .357 (50-140) on the road ... Had an 8.79 ERA in nine (9) August appearances.

2007

Led Indians' system in innings pitched (151.1) and strikeouts (130) ... Tied for 2nd in Cleveland chain with 12 wins ... Tied for 3rd in the Eastern League in strikeouts (123) and wins (12) ... Pitched for the U.S. team in the Futures Game at San Francisco's AT&T Park ... Rated as Cleveland's #2 prospect by *Baseball America* entering the season.

2006

Led class-A and tied for the overall minor league lead with 17 wins ... Finished 2nd in the Carolina League in ERA (2.32) and strikeouts (123) ... Named to the TOPPS 2006 Class-A All-Star Team ... Named Carolina League Pitcher of the Year ... Named to the Carolina League mid-season and postseason All-Star Teams ... Rated as the #8 prospect in the Indians system by *Baseball America* entering the season.

Personal & Miscellaneous

Originally selected by Cleveland in the 4th round of the 2004 June draft ... Attended Juniper Serra (CA) High School.

LOFGREN'S CAREER HIGHS

IP (Starter): 7.1 7/1/09 vs. TOL
IP (Reliever): 5.1 7/30/10 vs. OMA
Hits: 11 (x3) last, 8/4/10 vs. REN
BB: 6 5/15/10 vs. POR
SO: 10 8/3/06 vs. LYN

LOFGREN'S CAREER PITCHING STATISTICS

Year	Team	League	ORG	W	L	PCT	ERA	G	GS	CG	SHO	SV	SVO	IP	H	R	ER	HR	BB	SO	WP	AVG	
2004	Burlington	APP	CLE	0	0	.000	6.04	9	9	0	0	0	0	22.1	25	16	15	4	2	13	23	2	.294
2005	Lake County	SAL	CLE	5	5	.500	2.81	18	18	0	0	0	0	93.0	73	31	29	6	9	43	89	8	.218
2006	Kinston	CAR	CLE	17	5	.773	2.32	25	25	1	0	0	0	139.2	108	51	36	5	8	54	125	7	.217
2007	Buffalo	INT	CLE	0	1	.000	10.80	1	1	0	0	0	0	5.0	7	6	6	1	0	3	7	0	.350
2007	Akron	EAS	CLE	12	7	.632	4.37	26	26	0	0	0	0	146.1	153	79	71	14	8	68	123	6	.270
2008	Akron	EAS	CLE	2	6	.250	5.99	28	15	0	0	0	0	85.2	93	59	57	9	7	52	72	7	.278
2009	Akron	EAS	CLE	3	1	.750	1.48	8	8	0	0	0	0	42.2	24	9	7	1	1	15	31	3	.160
2009	Columbus	INT	CLE	6	10	.375	5.31	17	17	0	0	0	0	98.1	94	63	58	15	6	33	62	5	.247
2010	Nashville	PCL	MIL	7	8	.467	5.19	28	23	0	0	0	0	131.2	143	85	76	24	6	75	91	11	.284
Minor League Totals				52	43	.547	4.18	160	142	1	0	0	0	764.2	720	399	355	79	47	356	623	49	.251

2011 FLYING SQUIRRELS



Ryan Lormand

INF

Height/Weight: 6-0/170
Bats/Throws: R/R
Born: October 30, 1985 in Lafayette, LA
Resides: Lafayette, LA
Acquired: Selected by Giants in 26th Round 2008 June Draft

Lormand opened the season with San Jose (A+) before being called up to Fresno (AAA) to fill a need when the Grizzlies infield corps were thinned. He came to Richmond to fill that same need, with the understanding that he would return to San Jose a week later to serve as San Jose's everyday shortstop. That never happened, as due to circumstance, Lormand remained with the Flying Squirrels the rest of the season. When Brandon Crawford broke his hand, Lormand stepped into the void, playing short for the Squirrels every day. A versatile infielder, it is difficult to pinpoint where the 25-year-old will open the season, although a utility role in Richmond seems likely.

2010

Opened the season with San Jose and enjoyed a solid beginning to the season, batting .304 (24-79) in 23 appearances ... Promoted to Fresno to help when injuries struck the Grizzlies infield ... Appeared in 14 games with Fresno, hitting .125 (3-24) ... Spent three (3) weeks with the Grizzlies before a one-game stopover with San Jose on 5/26 ... Was quickly promoted to Richmond on 5/28 when Nick Noonan went on the Disabled List with a hamstring injury ... Batted in every position in the order with the exception of 3rd ... Played four (4) different positions defensively: shortstop; second base; left field; center field ... His time in the outfield was his first as a professional ... Hit .389 (14-36) in nine (9) day games ... Was struck in the wrist by a pitch during the Flying Squirrels game on 8/8 @ Portland ... Missed five (5) games, but wasn't placed on the Disabled List.

2009

Split first full-season between Augusta (A) and San Jose ... Hit .288 (15-52) with the GreenJackets before he was promoted to San Jose on 5/19 ... Primarily played shortstop (57 AB) and served as the DH (51 AB) ... Also played second and third base.

2008

Opened his professional career with Salem-Keizer in the short-season Northwest League ... 3rd on the Volcanoes with 70 games played ... Appeared in 58 games at second base and 12 at shortstop ... Hit .357 (5-14) in the NWL playoffs as Volcanoes won title.

Personal & Miscellaneous

Selected by the Giants in the 26th round of the 2008 draft out of the University of Houston ... Also attended McLennan Community College ... Graduated from Midway (Waco, TX) High School.



**Flying Squirrels' Debut
5/28/10 @ Altoona**

LORMAND'S CAREER HIGHS

Runs: 3 4/24/09 vs. CSC
Hits: 4 (x2) last, 8/5/08 vs. EUG
HR: 1 (x4) last, 5/1/10 vs. MOD
RBI: 4 8/6/09 vs. VIS
SB: 2 (x7) last, 5/4/10 vs. STK

LORMAND'S CAREER BATTING STATISTICS

Year	Team	League	ORG	AVG	G	AB	R	H	2B	3B	HR	RBI	BB	IBB	SO	SB	CS	OBP	SLG	OPS
2008	Salem-Keizer	NOR	SF	.235	70	247	40	58	12	2	2	29	26	1	33	12	2	.317	.324	.641
2009	Augusta	SAL	SF	.288	17	52	7	15	2	0	0	5	3	0	12	7	0	.321	.327	.648
2009	San Jose	CAL	SF	.233	50	159	25	37	10	3	1	15	12	0	34	6	1	.299	.352	.651
2010	Fresno	PCL	SF	.125	14	24	2	3	1	0	0	0	1	0	9	2	1	.160	.167	.327
2010	San Jose	CAL	SF	.304	23	79	16	24	4	0	1	7	11	0	14	8	1	.389	.392	.781
2010	Richmond	EAS	SF	.225	77	253	25	57	14	2	0	24	13	0	60	5	2	.267	.296	.563
	Minor League Totals			.238	251	814	115	194	43	7	4	80	66	1	162	40	7	.301	.323	.624

Organization

2011 Flying Squirrels

2010 In Review

History & Records

Eastern League

SF Giants

General Info



2011 FLYING SQUIRRELS

Organization

2011 Flying Squirrels

2010: In Review

History & Records

Eastern League

SF Giants

General Info



Aaron Lowenstein

C

Height/Weight: 6-1/195
Bats/Throws: R/R
Born: June 8, 1985 in Los Angeles, CA
Resides: Calabasas, CA
Acquired: Selected by Giants in 44th Round
 2008 June Draft

The 25-year old catcher had an eventful 2010 season which included having a foul-tip shatter his catching mask while playing for San Jose (A+) during the first half of the season. He was promoted to Richmond on July 16th, but saw time in just eight games before his season was ended with a concussion. When healthy, he is considered a standout defensively. The 4th-year pro will be in the mix along with Tyler La Torre and Nestor Rojas to back up Johnny Monell at the beginning of the season in Richmond.

2010

Began the year with San Jose, making 22 appearances as the backup to Johnny Monell ... Batted .214 (15-70) with four (4) 2Bs and two (2) RBIs ... Was struck in the face by a ball that was foul-tipped and shattered his catcher's mask in San Jose's game against High Desert on 6/16 ... Spent a month on the Disabled List before being activated and promoted to Richmond ... Appeared in eight (8) games with the Flying Squirrels, making his debut on 7/19 against Trenton ... Suffered a concussion during the Flying Squirrels game against the Portland Sea Dogs on 8/15 ... Placed on the Disabled List on 8/17 ... Did not return to game action in the 2010 season.

2009

Split his first full-season between three (3) levels in the Giants' chain, seeing time in Salem-Keizer (SS-A), San Jose (A+) and Fresno (AAA) ... Appeared in 26 games for San Jose, 11 for Salem-Keizer and one (1) for Fresno ... Finished the season with S-K.

2008

Made professional debut with the AZL Giants in the Arizona Rookie League ... Hit .191 (9-47) in 15 games.

Amateur

Played four (4) seasons for the University of California - Irvine (2005-08) ... Threw out 51% of base stealers during his senior season ... Won three (3) state championships while playing for Calabasas (CA) High School ... Named team MVP.

Personal & Miscellaneous

Son of Dale and Judy ... Had two (2) brothers, Michael and Andrew ... Majored in studio art at UC-Irvine.



**Flying Squirrels' Debut
7/19/10 vs. Trenton**

LOWENSTEIN'S CAREER HIGHS

Runs: 2 (x3) last, 9/2/09 vs. EUG
Hits: 3 (x2) last, 6/12/09 vs. MOD
HR: None
RBI: 3 6/12/09 vs. MOD
SB: None

LOWENSTEIN'S CAREER BATTING STATISTICS

Year	Team	League	ORG	AVG	G	AB	R	H	2B	3B	HR	RBI	BB	IBB	SO	SB	CS	OBP	SLG	OPS
2008	AZL Giants	SF		.191	15	47	3	9	4	0	0	7	2	0	11	0	0	.255	.277	.532
2009	Fresno	PCL	SF	.000	1	0	0	0	0	0	0	0	0	0	0	0	0	.000	.000	.000
2009	San Jose	CAL	SF	.243	26	74	14	18	1	1	0	8	7	0	16	0	0	.309	.284	.593
2009	Salem-Keizer	NOR	SF	.125	11	32	4	4	0	0	0	6	3	0	10	0	0	.243	.125	.368
2010	San Jose	CAL	SF	.214	22	70	5	15	4	0	0	2	4	0	14	0	0	.286	.271	.557
2010	Richmond	EAS	SF	.130	8	23	2	3	1	0	0	2	1	0	5	0	0	.167	.174	.341
	Minor League Totals			.199	83	246	28	49	10	1	0	25	17	0	56	0	0	.270	.248	.518

2011 FLYING SQUIRRELS



Daryl Maday

RHP

Height/Weight: 6-2/225
Bats/Throws: R/R
Born: August 12, 1985 in Bristol, WI
Resides: Bristol, WI
Acquired: Selected in the 30th Round 2006 June Draft

The 25-year old started the inaugural game at The Diamond, turning in an inspired performance that propelled him to a phenomenal first half of the season, an Eastern League All-Star selection and a promotion to Fresno (AAA). He struggled in his first taste of Triple-A, and came back to Richmond to finish the season, although he wasn't able to regain the dominance of the beginning of the season. Entering his 5th season with the Giants, Maday may need to replicate his sterling 2010 first half with the Flying Squirrels to earn another shot in the Pacific Coast League. If that is the case, he should serve as one of the frontline starters for Richmond at the beginning of the season.

2010

Started and won the inaugural game at The Diamond, twirling 5.2 shutout innings against the Reading Phillies on 4/15 ... Home opening victory was the first in a string of seven-consecutive winning decisions over his first nine (9) starts ... Allowed one (1) or fewer runs in seven (7) of his first (9) starts ... Was 8-5 with a 2.35 ERA before the All-Star break ... Named to the Eastern League's Western Division All-Star Team, but did not pitch after being promoted to Fresno ... Was named EL Pitcher of the Week 4/26-5/3 ... Promoted to Fresno on 7/3, marking his first advancement to the Triple-A level ... Struggled with the Grizzlies, posting a 1-4 record and 9.21 ERA ... Allowed 10 HR in seven (7) appearances ... Returned to Richmond on 8/4 ... Made his first appearance back with the Flying Squirrels on 8/6 @ Portland ... Made seven (7) relief appearances and two (2) starts to close the season ... Had a 1-3 record and 9.68 ERA in his final nine (9) appearances for the Squirrels.

2009

Led the Defenders with 25 starts and innings pitched (135.2) ... Made two (2) postseason starts and compiled an ERA of 6.75 ... Yielded an average against of .284 and compiled then career-highs in hits allowed (149), runs allowed (67) and earned runs allowed (64).

2008

Dominated with Augusta (A) to open the season, making 21 appearances (13 starts) and posting an ERA of 1.55 ... Sally League hitters managed just a .197 average against him ... Named a midseason SAL All-Star ... Promoted straight to Double-A where he struggled in four starts (8.35) ... Finished season with San Jose, where he had success (2.05) in four starts.

Personal & Miscellaneous

Originally drafted by the Milwaukee Brewers in the 43rd round of the 2003 draft, but did not sign ... Graduated from Wetosha (WI) HS.



Flying Squirrels' Debut
4/10/10 @ Bowie

MADAY'S CAREER HIGHS

IP (Starter):	8.0	4/20/10 vs. NBR
IP (Reliever):	7.0	8/6/09 vs. AKR
Hits:	11	6/24/10 vs. AKR
BB:	4 (x4)	last, 7/22/10 vs. SLC
SO:	9	9/1/08 vs. LNC

MADAY'S CAREER PITCHING STATISTICS

Year	Team	League	ORG	W	L	PCT	ERA	G	GS	CG	SHO	SV	SVO	IP	H	R	ER	HR	HB	BB	SO	WP	AVG
2007	Salem-Keizer	NOR	SF	5	2	.714	2.32	14	3	0	0	1	1	42.2	41	12	11	4	2	10	28	2	.258
2008	Augusta	SAL	SF	9	4	.692	1.55	21	13	0	0	0	0	104.2	74	20	18	3	3	23	92	4	.197
2008	Connecticut	EAS	SF	1	1	.500	8.35	4	3	0	0	0	0	18.1	31	17	17	2	0	8	11	1	.383
2008	San Jose	CAL	SF	3	0	1.000	2.05	4	4	0	0	0	0	22.0	20	6	5	1	3	5	27	3	.235
2009	Connecticut	EAS	SF	6	6	.500	4.25	25	25	1	0	0	0	135.2	149	67	64	10	7	44	67	9	.284
2010	Fresno	PCL	SF	1	4	.200	9.21	7	5	0	0	0	0	28.1	37	29	29	10	2	13	14	0	.314
2010	Richmond	EAS	SF	9	8	.529	3.47	25	18	0	0	1	1	114.0	121	48	44	7	4	33	70	2	.281
Minor League Totals				34	25	.576	3.63	100	71	1	0	2	2	465.2	473	199	188	37	21	136	309	21	.267

Organization

2011 Flying Squirrels

2010s In Review

History & Records

Eastern League

SF Giants

General Info



2011 FLYING SQUIRRELS

Organization

2011 Flying Squirrels

2010: In Review

History & Records

Eastern League

SF Giants

General Info



Michael Main

RHP

Height/Weight: 6-2/170
Bats/Throws: R/R
Born: December 14, 1988 in Deland, FL
Resides: Dabery, FL
Acquired: Acquired by the Giants via Trade w/Texas Rangers July 1, 2010

The 22-year old has been in the spotlight since he was tabbed as the top 15-year old in the country by Baseball America in 2004. A first round pick of the Texas Rangers in 2007, the Giants grabbed him when they unloaded Bengie Molina to make room for Buster Posey last July. Main still possesses all the tools that consistently made him a top-prospect in the Rangers' chain throughout his development, but in order to continue his advancement he needs to shake injury problems that have followed him throughout his career. He struggled in a brief stint with the Flying Squirrels after the trade in 2010, and he could open the 2011 season in the Flying Squirrels' rotation as he tries to get back on track.

2010

Tabbed as the #21 prospect in the Texas Rangers' system prior to the season by *Baseball America* ... Opened the season with Advanced-A Bakersfield in the California League ... Made 15 starts for the Blaze, compiling a 5-3 record and ERA of 3.45 ... Made two (2) starts against San Jose and received a no-decision on both occasions ... Promoted to Frisco (AA) on 6/30, but did not pitch before trade with San Francisco ... Acquired by the Giants along with Chris Ray in exchange for Bengie Molina on 7/1 ... Assigned to Richmond on 7/3 ... Struggled over five (5) appearances and four (4) starts on a 0-3 record and an ERA of 13.83 ... Allowed 21 hits and walked 14 over 13.2 innings of work ... Made final appearance of the season on 7/28 before being shut down for the year with a hip injury ... Sent to spring training facility in Scottsdale to rehab injury on 8/4.



Flying Squirrels' Debut
7/3/10 vs. Erie

2009

Rated as the #8 prospect in the Texas system by *Baseball America* prior to the season ... Spent the entire season with Bakersfield, making 14 appearances and 12 starts ... Logged an ERA of 6.83 ... Missed nearly three (3) months of the season with mononucleosis

2008

#8 prospect for Texas according to BA prior to season ... Cracked rib sidelined him until June ... Opened season in AZL, but quickly moved to Clinton (A) where he made 10 starts for the Lumber Kings and sported an ERA of 2.58

Personal & Miscellaneous

Named the top 15-year old in the country by BA in 2004 ... Attended Deland (FL) High School ... Was also a highly scouted center fielder in high school ... Originally selected in the 1st round (27th) by the Texas Rangers in the 2007 June draft ... Signed for \$1,237,500 ... Ranked as the 23rd best pro prospect entering the 2007 draft by BA.

MAIN'S CAREER HIGHS

IP (Starter): 7.1 6/26/10 vs. VIS
IP (Reliever): 2.0 (x2) last, 9/6/09 vs. RC
Hits: 10 4/15/10 vs. SJ
BB: 6 7/24/10 vs. BOW
SO: 9 (x2) last, 6/9/10 vs. STK

MAIN'S CAREER PITCHING STATISTICS

Year	Team	League	ORG	W	L	PCT	ERA	G	GS	CG	SHO	SV	SVO	IP	H	R	ER	HR	HB	BB	SO	WP	AVG
2007	AZL Rangers	AZL	TEX	0	1	.000	1.42	5	5	0	0	0	0	12.2	9	2	2	1	0	6	16	2	.196
2007	Spokane	NOR	TEX	2	0	1.000	4.70	5	5	0	0	0	0	15.1	14	11	8	1	2	7	18	0	.237
2008	AZL Rangers	AZL	TEX	1	1	.500	3.38	3	3	0	0	0	0	13.1	9	8	5	1	0	5	15	0	.188
2008	Clinton	MID	TEX	2	2	.500	2.58	10	10	0	0	0	0	45.1	38	16	13	4	4	13	50	3	.228
2009	AZL Rangers	AZL	TEX	0	0	.000	0.00	2	2	0	0	0	0	3.0	3	0	0	0	0	0	5	0	.231
2009	Bakersfield	CAL	TEX	4	6	.400	6.83	14	12	0	0	0	0	58.0	72	48	44	9	5	37	49	4	.313
2010	Bakersfield	CAL	TEX	5	3	.625	3.45	15	15	1	1	0	0	91.1	87	47	35	14	7	21	72	7	.250
2010	Richmond	EAS	SF	0	3	.000	13.83	5	4	0	0	0	0	13.2	21	26	21	3	2	14	7	5	.362
Minor League Totals				14	16	.467	4.56	59	56	1	1	0	0	252.2	253	158	128	33	20	103	232	21	.261

2011 FLYING SQUIRRELS



Adrian Martin

RHP

Height/Weight: 6-0/180
Bats/Throws: R/R
Born: September 2, 1984 in Marion, IN
Resides: Stuart, FL
Acquired: Signed by the Giants as MLFA August 12, 2010

The 26-year old spent the first seven seasons of his career in the Toronto Blue Jays organization, but was released in August of 2010. The Giants pounced, signing him to minor league contract later in the month. He pitched extremely well for Richmond down the stretch, showcasing the abilities that allowed him to ascend to Triple-A in the Toronto system in 2009. He went to spring training with the Giants for the first time in 2011, and could depart it with a job in the Flying Squirrels' bullpen at the beginning of the year.

2010

Opened the season with New Hampshire (AA - Eastern League) ... Made 29 appearances including two (2) starts for the Fisher Cats ... Had a 5-1 record with a 4.41 ERA over 49 innings of work ... Released by the Blue Jays in August ... Made three (3) appearances for the Long Island Ducks of the Independent Atlantic League ... Signed by the Giants to a minor league contract on 8/12 ... Finished the season with the Flying Squirrels making eight (8) impressive appearances and allowing just 12 hits and a lone run over 12.1 innings ... Sported a 0.73 ERA with Richmond.

2009

Made three (3) appearances with New Hampshire before being promoted to Triple-A Las Vegas for the first time in his career ... Made five (5) appearances and two (2) starts for the 51s, posting a 1-0 record and ERA of 4.85 ... Finished the season with New Hampshire.

2008

Spent the entire season with Dunedin (Advanced-A - FSL).

2007

Split the season between Lansing (A) and Dunedin (A+) ... Named to the Midwest League All-Star Team, but did not pitch ... Was the May Star of the Month with Lansing (2-1, 1.29) ... Was the August Star of the Month with Dunedin (4-1, 2.76)

Personal & Miscellaneous

Selected by the Blue Jays in the 19th round of the 2003 June Draft out of South Fork (IN) High School ... Resides in Stuart, FL ... Ranked 9th in the Appalachian League in ERA (3.54) in 2004 while with Pulaski.



**Flying Squirrels' Debut
8/18/10 @ New Britain**

MARTIN'S CAREER HIGHS

IP (Starter): 7.0 (x4) last, 6/10/08 vs. D4Y
 IP (Reliever): 4.2 7/13/05 vs. VER
 Hits: 9 (x3) last, 8/18/09 vs. CON
 BB-: 3 6/3/06 vs. SOU
 SO-: 9 6/10/08 vs. D4Y

MARTIN'S CAREER PITCHING STATISTICS

Year	Team	League	ORG	W	L	PCT	ERA	G	GS	CG	SHO	SV	SVO	IP	H	R	ER	HR	HB	BB	SO	WP	AVG
2004	Pulaski	APP	TOR	3	2	.600	3.54	18	7	0	0	0	0	56.0	65	28	22	2	2	12	51	1	.290
2005	Lansing	MID	TOR	0	0	.000	7.71	5	1	0	0	0	0	9.1	17	8	8	4	0	0	6	0	.425
2005	Dunedin	FSL	TOR	0	0	.000	7.71	5	0	0	0	0	0	7.0	10	6	6	6	1	1	1	1	.323
2005	Auburn	NYP	TOR	1	1	.500	3.05	22	2	0	0	3	5	44.1	51	19	15	1	3	2	36	5	.282
2006	Lansing	MID	TOR	8	3	.727	4.37	27	9	0	0	1	3	94.2	111	56	46	13	3	19	62	1	.293
2007	Lansing	MID	TOR	2	2	.500	0.83	19	4	0	0	4	4	43.1	35	9	4	1	1	5	33	0	.216
2007	Dunedin	FSL	TOR	5	3	.625	2.56	13	5	0	0	0	1	45.2	34	13	13	3	0	4	40	1	.201
2008	Dunedin	FSL	TOR	7	2	.778	4.56	20	13	0	0	0	0	75.0	95	39	38	10	3	12	52	2	.316
2009	Las Vegas	PCL	TOR	1	0	1.000	4.85	5	2	0	0	0	0	13.0	18	8	7	0	1	3	11	0	.321
2009	New Hampshire	EAS	TOR	3	2	.600	4.03	29	9	0	0	2	3	80.1	82	37	36	12	4	24	63	2	.265
2010	New Hampshire	EAS	TOR	5	1	.833	4.41	29	2	0	0	1	4	49.0	52	25	24	5	4	23	44	0	.274
2010	Richmond	EAS	SF	1	0	1.000	0.73	8	0	0	0	0	0	12.1	12	1	1	0	1	2	12	0	.255
	Minor League Totals			36	16	.692	3.74	200	54	0	0	11	20	530.0	582	249	220	52	23	107	411	13	.278

Organization

2011 Flying Squirrels

2010s In Review

History & Records

Eastern League

SF Giants

General Info



2011 FLYING SQUIRRELS

Organization

2011 Flying Squirrels

2010: In Review

History & Records

Eastern League

SF Giants

General Info



David Mixon

RHP

Height/Weight: 6-2/190
Bats/Throws: R/R
Born: September 10, 1984 in Americus, GA
Resides: Americus, GA
Acquired: Selected by Giants in 20th Round 2007 June Draft

Converted to a starting role prior to the 2010 season, the 26-year old came out of the gates quickly with the Flying Squirrels in 2010. He proved extremely durable, logging 91 innings more than his previous career-high for a season while pacing the Richmond staff with 11 wins. A sinkerballer with excellent command, he and Clayton Tanner served as year-long anchors for the Flying Squirrels' starting staff. His performance was certainly worthy of a promotion to Fresno, but a crowded stable of arms in the Giants' system may place him back in Richmond at the outset of the year.

2010

Spent the entire season with the Flying Squirrels ... Was a full-time starter for the first time in his career ... Was named the Flying Squirrels' Pitcher of the Year ... Was named the Eastern League Pitcher of the Week 5/3-5/9, making it back-to-back honors for Richmond after Daryl Maday claimed the honor the week prior ... Led the staff in wins (11), innings pitched (156.2) and strikeouts (112) ... 3.50 ERA was good for 7th in the EL, while his 1.19 WHIP placed him 4th in the circuit ... Threw the first complete-game shutout in franchise history on April 27th @ New Britain (7 Innings) ... Sported a 2.62 ERA on the road for the season ... Made first 25 appearances as a starter before finishing the season with two (2) appearances out of the bullpen ... Logged 91 more innings than his previous career-high (65.2 - 2009).

2009

Made 39 appearances with San Jose (A+), 37 of those in relief ... After an average start to the season, dominated after the All-Star break, posting a 2.18 ERA in 19 second half appearances ... Allowed just 19 hits in 33 IP in the second half, while striking out 31 ... Named CAL Pitcher of the Week 8/31-9/8 after making just his third career start and no-hitting the Inland Empire 66er's for six innings on 9/3 ... First 37 appearances with San Jose were out of bullpen, while last two (2) were starts ... Made one spot-start for Fresno (AAA) on 8/3 ... Made one start in the post-season and received a no-decision.

2008

Sparkled with Augusta (A), posting a career-best ERA (1.55) in 24 relief outings ... Collected five (5) saves in eight (8) chances ... Didn't make first appearance of the season until 6/20.

2007

Made impressive professional debut with Salem-Keizer, boasting a 2.05 ERA over 17 relief appearances.

Personal & Miscellaneous

Attended Chipola (Marianna, FL) Junior College and University of Louisiana-Monroe ... Originally selected by the Arizona Diamondbacks in the 47th round of 2006 draft, but did not sign.



Flying Squirrels' Debut
4/11/10 @ Bowie

MIXON'S CAREER HIGHS

IP (Starter): 7.0 (x9) last, 7/31/10 vs. ALT
IP (Reliever): 4.0 9/4/10 vs. BOW
Hits: 12 7/26/10 vs. REA
BB: 4 (x2) last, 8/14/10 vs. POR
SO: 10 (x2) last, 7/16/10 vs. BOW

MIXON'S CAREER PITCHING STATISTICS

Year	Team	League	ORG	W	L	PCT	ERA	G	GS	CG	SHO	SV	SVO	IP	H	R	ER	HR	HB	BB	SO	WP	AVG
2007	Salem-Keizer	NOR	SF	2	0	1.000	2.05	17	0	0	0	0	0	26.1	28	10	6	2	1	15	25	3	.264
2008	Augusta	SAL	SF	2	2	.500	1.55	24	0	0	0	5	8	29.0	28	13	5	2	2	10	30	6	.241
2009	Fresno	PCL	SF	0	1	.000	10.12	1	1	0	0	0	0	2.2	4	3	3	0	0	2	2	0	.500
2009	San Jose	CAL	SF	3	1	.750	3.29	39	2	0	0	2	3	63.0	52	24	23	3	5	22	53	6	.227
2010	Richmond	EAS	SF	11	7	.611	3.50	27	25	1	1	0	0	156.2	149	65	61	12	8	38	112	4	.256
Minor League Totals				18	11	.621	3.18	108	28	1	1	7	11	277.2	261	115	98	19	16	87	222	19	.251

2011 FLYING SQUIRRELS



Johnny Monell

C

Height/Weight:
Bats/Throws:
Born:
Resides:
Acquired:

5-11/205
L/R
March 27, 1986 in Bronx, NY
Bronx, NY
Selected by Giants in 30th Round
2007 June Draft

Rated as the #28 prospect in the Giants' system by Baseball America, the 25-year old hit 19 home runs during the regular season with San Jose (A+) and then slugged three (3) more during the CLCS to garner Most Outstanding Player honors. He has progressed steadily up the minor league ladder in his four-year professional career and with Jackson Williams having moved along to Fresno (AAA), Monell's production has him right on target to assume the starting catcher's job with the Flying Squirrels in 2011.

2010

Tabbed by *Baseball America* as the #22 prospect in the Giants' chain prior to the season ... Promoted to Advanced-A for the first time in his career and spent nearly the entire season with San Jose ... Saw action in a career-high 120 games ... Appeared in five (5) games with Fresno at the end of August and beginning of September (.200 - 3-15) ... Combined between the two stops he posted career-highs across the offensive board including: games played (120), at-bats (436), runs (66), hits (118), 2Bs (26, 3Bs (5), HRs (19), RBIs (71), walks (48), strikeouts (105) and stolen bases (12) ... 19 HRs led San Jose, and his 70 RBIs were 2nd on the club ... Hit three (3) HRs during the Giants championship series win over Rancho Cucamonga ... Was named CLCS MOP ... Was named CAL Batter of the Week 7/26-8/2.

2009

Spent first full-season entirely with Augusta (A) where he appeared in 91 games ... Batted .273 (80-293) with the Green-Jackets, a number he matched in 2010 ... Led the South Atlantic League by throwing out 42% (36-86) of would be base stealers ... Received an invitation to big league spring training prior to the season ... At conclusion of season he played winter ball for Gigantes de Carolina in the Puerto Rican League and hit .242 (8-33) ... Played entire season for 2011 Flying Squirrels' skipper Dave Machermer, then in his first season with Augusta.

2008

Batted .296 (60-203) with six (6) HRs and 35 RBIs in 54 games between AZL Giants and short-season Salem-Keizer ... Was transferred to S-K on 7/15 after hitting .405 (17-42) in 11 games with AZL Giants ... Hit .267 (43-161) in 43 contests with the Volcanoes.

2007

Spent 1st professional season with AZL Giants, hitting .240 (18-75) with three (3) HRs and 19 RBIs in 28 games.

Personal & Miscellaneous

Giants originally drafted him in the 27th round of the 2005 June draft out of Christopher Columbus (Bronx, NY) High School, but he did not sign ... Drafted by the New York Mets in the 49th round of the 2006 June draft, but did not sign ... Attended Seminole (FL) Community College ... Drafted by the Giants for a second time in the 30th round of the 2007 draft ... Father Johnny Sr. played professionally in the New York Mets' chain reaching as high as Triple-A with Tidewater in 1990 ... Johnny Sr., who was primarily an outfielder, later played professionally in Taiwan and many other independent leagues ... His career ended in 2001 with Atlantic City in the independent Atlantic League.

MONELL'S CAREER HIGHS

Runs:	4	7/21/10 vs. STK
Hits:	4 (x3)	last, 7/21/10 vs. STK
HR:	2 (x2)	last, 7/27/10 vs. RC
RBI:	5	8/23/07 vs. CUB
SB:	2	8/7/09 vs. CSC

MONELL'S CAREER BATTING STATISTICS

Year	Team	League	ORG	AVG	G	AB	R	H	2B	3B	HR	RBI	BB	IBB	SO	SB	CS	OBP	SLG	OPS
2007	AZL Giants	AZL	SF	.240	28	75	11	18	3	1	3	19	15	0	16	3	4	.376	.427	.803
2008	AZL Giants	AZL	SF	.405	11	42	13	17	7	0	1	10	4	0	5	3	0	.479	.643	1.122
2008	Salem-Keizer	NOR	SF	.267	43	161	21	43	17	0	5	25	11	0	36	1	2	.330	.466	.796
2009	Augusta	SAL	SF	.273	91	293	46	80	21	0	8	44	33	0	45	4	1	.355	.427	.782
2010	Fresno	PCL	SF	.200	5	15	0	3	1	0	1	2	0	4	0	0	.294	.400	.694	
2010	San Jose	CAL	SF	.273	115	421	66	115	25	4	19	70	48	1	105	12	3	.350	.487	.837
	Minor League Totals			.274	293	1007	157	276	74	6	36	169	113	1	211	23	10	.355	.467	.822

Organization

2011 Flying Squirrels

2010s In Review

History & Records

Eastern League

SF Giants

General Info



2011 FLYING SQUIRRELS

Organization

2011 Flying Squirrels

2010: In Review

History & Records

Eastern League

SF Giants

General Info



Nick Noonan

INF

Height/Weight: 6-0/180
Bats/Throws: L/R
Born: May 4, 1989 in Poway, CA
Resides: San Diego, CA
Acquired: Selected by Giants in 1st-S Round 2007 June Draft

A supplemental 1st round pick of the Giants in 2007, Noonan spent the entire 2010 season with Richmond as not only the youngest Flying Squirrel, but also one of the youngest regulars in the Eastern League. It was a season of frustration for Noonan, who currently ranks #23 on *Baseball America's* list of Giants' prospects, as a slow start and a lingering hamstring injury zapped his development. Prior to the 2011 season, he was a non-roster invitee to big league spring training for the second consecutive season. A fan-favorite in Richmond, the 21-year old will most likely return to the Squirrels to open the 2011 season. However, it will be interesting to see how playing time is divided with fellow top-prospect and second baseman Charlie Culberson also slated for the Richmond infield.

2010

Opened the season as the youngest Flying Squirrels' regular at 20-years old ... Placed on the Disabled List with a hamstring injury on 5/28 ... Activated from the DL on 6/15 ... Placed back on DL with aggravation of previous hamstring injury retroactive to 6/19 on 6/23 ... Activated from DL on 7/4 ... Hit .249 (48-193) before the All-Star break and .223 (40-179) after ... Tabled as the #11 prospect in the Giants' system by *Baseball America* prior to the season ... Was invited to big league spring training by the Giants prior to the season ... Appeared in 11 Cactus League games, batting .286 (4-14) with a 3B and an RBI.

2009

Won a title with San Jose (A+), spending the entire season with the Advanced-A affiliate ... Played in a career-high 124 games ... Established a career-high for runs scored (82) ... Hit .250 (7-28) during Giants postseason run to CAL title.

2008

Won South Atlantic League championship while spending first full-season entirely with Augusta (A) ... Logged career-high 499 at-bats... Hit .333 (6-18) in playoffs, including a HR and five (5) RBIs ... Named the Giants' #6 prospect by BA entering the season.

2007

Signed for \$915,750 after being selected with the 32nd overall pick in June draft (1st Supplemental Round) ... Made a splash by collecting 40 RBIs in 52 games while hitting .316 in the Arizona League (Rookie) ... Named an AZL All-Star.

Personal & Miscellaneous

Graduated from Francis Parker (San Diego, CA) High School ... Ranked as the 41st-best prep prospect by *Baseball America* after his senior season, posting career prep average of .505 with 32 HRs, 156 RBIs and 105 stolen bases in 110 attempts.



**Flying Squirrels' Debut
4/8/10 @ Bowie**


NOONAN'S CAREER HIGHS

Runs: 3 (x5) last, 8/8/10 vs. POR
Hits: 5 8/1/10 vs. ALT
HR: 1 (x21) last, 8/8/10 vs. POR
RBI: 5 4/19/08 vs. GRE
SB: 2 (x5) last, 8/9/09 vs. RC

NOONAN'S CAREER BATTING STATISTICS

Year	Team	League	ORG	AVG	G	AB	R	H	2B	3B	HR	RBI	BB	IBB	SO	SB	CS	OBP	SLG	OPS
2007	AZL Giants	SF		.316	52	206	33	65	11	4	3	40	12	0	20	18	3	.357	.451	.808
2008	Augusta	SAL	SF	.279	119	499	79	139	27	7	9	68	23	0	98	29	4	.315	.415	.730
2009	San Jose	CAL	SF	.259	124	459	82	119	26	8	7	64	48	1	97	9	5	.330	.397	.727
2010	Richmond	EAS	SF	.237	101	372	43	88	12	2	3	26	22	2	74	7	3	.280	.304	.584
	Minor League Totals			.268	396	1536	237	411	76	21	22	198	105	3	289	63	15	.317	.387	.704

2011 FLYING SQUIRRELS



Oliver Odle

RHP

Height/Weight:

6-0/229

Bats/Throws:

R/R

Born:

July 11, 1985 in Claremore, OK

Resides:

Pryor, OK

Acquired:

**Selected by Giants in 22nd Round
2007 June Draft**

The 25-year old has been a workhorse in the Giants' system and logged his 3rd consecutive season with at least 115 innings in 2010. He seemed to be on pace to join the Flying Squirrels in 2010, but instead spent the majority of the season with San Jose (A+). The Giants moved him to the bullpen to open the year, but he returned to a starting role in May and eventually made 18 starts in 30 appearances. As in 2010, his numbers wouldn't necessarily lend themselves to a promotion to Richmond, but he has the experience and durability to help the Flying Squirrels' staff in a number of areas.

2010

Moved to the bullpen to open the season, which he began with San Jose in the California League ... Tied for the league-lead with 12 wins ... Went 8-2 with a 4.42 ERA before the All-Star break, but went 4-5 with a 6.81 after the break including 13 of his 18 starts on the season ... Moved back into the starting rotation in May ... Exhibited excellent control, walking just 15 batters in 123 innings with San Jose ... Promoted to Fresno (AAA) where he made two (2) spot-appearances including a start ... Turned in 5 scoreless innings between his two (2) appearances with the Grizzlies, both of which came against the Portland Beavers (6/23 & 6/25) ... Made one (1) start in the playoffs and took a loss despite allowing just two (2) earned runs and five (5) hits over 5.2 innings of work.

2009

20 decisions in 23 outings (21 starts) ... Spent the entire season with San Jose ... Worked the strike zone, evidenced by just 24 walks in 117.1 innings ... Ball was in play a lot as the right-hander conceded a career-high 159 hits and carried 12 unearned runs on his final stat-line ... California League hit .329 against him, the highest among Giants' starters.

2008

Spent first full-season with Augusta (A) in South Atlantic League ... Career-highs for starts (22), total appearances (24) and IP (136.0).

Personal & Miscellaneous

Graduated from Pryor (Pryor, OK) High School ... Attended Connors State (Warner, OK) College and Oklahoma State University ... Compiled 23-0 record in two seasons at Connors State.

ODLE'S CAREER HIGHS

IP (Starter):	8.0 (x2)	last, 8/28/08 vs. HIC
IP (Reliever):	6.0 (x2)	last, 5/14/09 vs. VIS
Hits:	11	7/8/09 vs. HD
BB:	3	6/2/09 vs. STK
SO:	10	6/19/08 vs. ASH

ODLE'S CAREER PITCHING STATISTICS

Year	Team	League	ORG	W	L	PCT	ERA	G	GS	CG	SHO	SV	SVO	IP	H	R	ER	HR	HB	BB	SO	WP	AVG
2007	AZL Giants	AZL	SF	5	3	.625	3.23	13	7	0	0	0	0	53.0	49	23	19	1	2	8	49	2	.237
2007	Salem-Keizer	NOR	SF	0	0	.000	7.36	1	1	0	0	0	0	3.2	5	3	3	0	0	2	2	1	.294
2008	Augusta	SAL	SF	10	7	.588	3.77	24	22	0	0	0	0	136.0	153	60	57	13	1	9	95	3	.284
2009	San Jose	CAL	SF	8	12	.400	5.37	23	21	0	0	0	0	117.1	159	82	70	19	3	24	79	3	.329
2010	Fresno	PCL	SF	0	0	.000	0.00	2	1	0	0	0	0	5.0	4	0	0	0	0	0	0	0	.222
2010	San Jose	CAL	SF	12	7	.632	5.78	30	18	0	0	0	2	123.0	159	82	79	14	7	15	96	7	.310
Minor League Totals				35	29	.547	4.68	93	70	0	0	0	2	438.0	529	250	228	47	13	58	321	16	.298

Organization

2011 Flying Squirrels

2010: In Review

History & Records

Eastern League

SF Giants

General Info



2011 FLYING SQUIRRELS

Organization

2011 Flying Squirrels

History & Records

2010: In Review

Eastern League

SF Giants

General Info



Dan Otero

RHP

Height/Weight: 6-3/205
Bats/Throws: R/R
Born: February 19, 1985 in Miami, FL
Resides: Coral Gables, FL
Acquired: Selected by the Giants in the 21st Round 2007 June Draft

Otero's fast-track was derailed in the middle of the 2009 season when he suffered an elbow injury that led to Tommy John surgery. He missed almost an entire year, returning from the injury to pitch at the tail-end of the 2010 season with San Jose (A+). A closer his entire career, he boasted a career 1.56 ERA prior to the 2010 season, and if not for the injury would have more than likely passed by the Double-A level. But all things being equal, he will try to get his career back on track with an expected stop in Richmond at some point in the season.

2010

Returned the mound on 7/4 after undergoing Tommy John surgery ... Marked his first outing since 7/26/09 ... Made nine (9) appearances for the AZL Giants without allowing a run, limiting AZL hitters to an average of .179 ... Finished the season with San Jose, making 10 relief appearances and working to an ERA of 4.05.

2009

Converted 19-of-20 save chances for the North Division Champion Connecticut Defenders, while posting a miniscule ERA of 1.15 ... Third in the Eastern League with 19 saves despite his season being cut short on 7/26 (elbow) ... Career-highs for appearances (39) and IP (39.0) ... Named a mid-season Eastern League All-Star

2008

Split season between Augusta (A) and San Jose (A+), racking up 34 total saves along the way ... 34 saves were the most in the Giants' system, 20 more than Edwin Quirarte who was second with 14 ... 3 4 saves were 2nd in all of minor league baseball behind Birmingham's Jon Link (35) ... Named South Atlantic League mid-season All-Star ... Allowed just one (1) earned run over 25 appearances and 27 innings with Augusta.

2007

Completed an unblemished professional debut, going a perfect 19-for-19 in save opportunities ... Named a postseason Northwest League All-Star ... Named class A Relief Pitcher of the Year by Milb.com ... Led Northwest League in saves.

Personal & Miscellaneous

Attended Duke University and University of South Florida ... Graduated from Ransom Everglades (Coconut Grove, FL).

OTERO'S CAREER HIGHS

IP (Starter): Has Never Started
IP (Reliever): 2.2 4/30/08 vs. CHA
Hits: 6 7/9/08 vs. VIS
BB: 2 6/24/09 vs. POR
SO: 4 6/14/08 vs. GRE

OTERO'S CAREER PITCHING STATISTICS

Year	Team	League	ORG	W	L	PCT	ERA	G	GS	CG	SHO	SV	SVO	IP	H	R	ER	HR	HB	BB	SO	WP	AVG
2007	Salem-Keizer	NOR	SF	0	0	.000	1.21	22	0	0	0	19	19	22.1	12	3	3	1	0	0	15	1	.152
2008	Augusta	SAL	SF	0	0	.000	0.33	25	0	0	0	18	19	27.0	22	2	1	0	0	4	26	3	.214
2008	San Jose	CAL	SF	1	1	.500	3.67	27	0	0	0	16	18	27.0	34	14	11	1	2	3	23	0	.296
2009	Connecticut	EAS	SF	0	3	.000	1.15	39	0	0	0	19	20	39.0	40	6	5	0	2	10	31	2	.270
2010	AZL Giants	AZL	SF	2	0	1.000	0.00	9	0	0	0	1	10.2	7	4	0	0	0	1	7	2	0	.179
2010	San Jose	CAL	SF	3	0	1.000	4.05	10	0	0	0	1	13.1	11	6	6	2	0	1	11	0	0	.224
Minor League Totals				6	4	.600	1.68	132	0	0	0	73	78	139.1	126	35	26	4	4	19	113	8	.236

2011 FLYING SQUIRRELS



Francisco Peguero

OF

Height/Weight: 6-0/190
Bats/Throws: R/R
Born: June 1, 1988 in Nigua, DR
Resides: Nigua, DR
Acquired: Signed by Giants as N DFA August 8, 2005

The 22-year old continued to climb *Baseball America's* prospect rankings, checking in at #4 in the Giants' system prior to the 2011 season. He is also currently touted as the Best Athlete in the San Francisco system. Those increased ratings are due to the fact that Peguero has continued to hit as he has also climbed through the system. He spent the entire 2010 season in the California League with San Jose (A+) and was named a postseason All-Star. He earned that nod after a torrid second half in which he hit .372 (106-285) and then equaled that performance by batting .350 in the playoffs and helping the Giants to another CAL title. More than likely, the Giants pondered bringing him up to Richmod at some point in the 2010 season, but decided instead to let him enjoy the success. He was added to the 40-man roster before the 2010 season off-season and invited him to 2011 big league spring training. He is slotted to open the 2011 season with the Flying Squirrels and will more than likely platoon between right and center field with Juan Perez as he did in San Jose in 2010.

2010

Rated as the #10 prospect in the Giants' system prior to the season by *Baseball America* ... Named a CAL postseason All-Star ... Named MVP of the CAL playoffs, hitting .350 (14-40) and helping San Jose to their second consecutive championship ... Led the league with 16 triples ... Represented the Giants' organization in the XM All-Star Futures Game, playing for the World Team on July 11th in Anaheim, CA ... Batted .451 (60-133) while leading off ... Hit .402 (45-112) in July ... Hit .372 (106-285) following the All-Star break ... Tied for 2nd in the CAL with 40 stolen bases, a total that led Giants' minor leaguers ... Tied for 3rd in the CAL with 168 hits and finished 4th in the league and 3rd among Giants' farmhands with a .329 average.

2009

Hernia forced him to miss the first two months of the season ... Started year with Salem-Keizer and hit a robust .394 before being promoted to Augusta (A) ... Joined San Jose for the California League playoffs and garnered post-season MVP honors after hitting .387 (12-31) in eight (8) playoff games ... Tabbed as the Giants #22 prospect prior to the season by BA.

2008

Giants pushed Peguero and he made his domestic debut in low-class A with Augusta (A) ... Hit .261 with GreenJackets before finishing the season with Salem-Keizer (Rookie) in the Northwest League and batting .307.

Personal & Miscellaneous

Rates as being the Best Athlete and having the Best Outfield Arm in the Giants' system by BA ... Signed at the age of 17 in 2005, he spent two seasons in the Dominican Summer League before making his domestic debut.

PEGUERO'S CAREER HIGHS

Runs:	4 (x2)	last, 7/24/07 vs. DSL NYY
Hits:	4 (x9)	last, 7/21/10 vs. STK
HR:	1 (x19)	last, 9/2/10 vs. IE
RBI:	4 (x7)	last, 9/2/10 vs. IE
SB:	3 (x4)	last, 4/15/10 vs. BAK

PEGUERO'S CAREER BATTING STATISTICS

Year	Team	League	ORG	AVG	G	AB	R	H	2B	3B	HR	RBI	BB	IBB	SO	SB	CS	OBP	SLG	OPS
2006	DSL Giants	DSL	SF	.275	56	182	24	50	10	3	4	16	6	0	37	3	2	.307	.429	.736
2007	DSL Giants	DSL	SF	.294	69	235	51	69	12	2	1	17	15	1	39	25	5	.341	.374	.715
2008	Augusta	SAL	SF	.261	50	180	23	47	2	4	2	15	12	0	43	15	1	.309	.350	.659
2008	Salem-Keizer	NOR	SF	.307	50	202	33	62	11	4	2	28	9	0	43	10	3	.349	.431	.780
2009	Salem-Keizer	NOR	SF	.394	17	71	14	28	3	1	0	12	3	0	9	7	0	.421	.465	.886
2009	Augusta	SAL	SF	.340	58	238	28	81	12	4	1	34	5	0	39	15	5	.359	.437	.796
2010	San Jose	CAL	SF	.329	122	510	78	168	19	16	10	77	18	3	88	40	22	.358	.488	.846
	Minor League Totals			.312	422	1618	251	505	69	34	20	199	68	4	298	115	38	.346	.434	.780

Organization

2011 Flying Squirrels

2010 In Review

History & Records

Eastern League

SF Giants

General Info



2011 FLYING SQUIRRELS

Organization

2011 Flying Squirrels

2010: In Review

History & Records

Eastern League

SF Giants

General Info



Juan Perez

OF

Height/Weight: 5-11/185
Bats/Throws: R/R
Born: November 13, 1986 in Bronx, NY
Resides: Bronx, NY
Acquired: Selected by Giants in 13th Round 2008 June Draft

Perez, 24, will enter just his 3rd professional season in 2011, but he used his first two to quickly move up the Giants' prospect rankings. He will enter the season rated as the #24 prospect in the chain according to *Baseball America*, coming off a phenomenal 2010 campaign in San Jose (A+) where he platooned between right and center field with fellow prospect Francisco Peguero. He punctuated his season with a homer and double in the California-Carolina League All-Star Game in Myrtle Beach, SC, earning game Most Valuable Player honors. His year ended with a California League title. The Giants thought enough of his year to extend him a non-roster invitation to big league spring training, and he should progress along with Peguero to Richmond. At least in the short-term, the game plan would seem to be the same with the pair platooning between right and center field.

2010

Spent the entire season with San Jose, batting .298 (164-551) with 37 2Bs, 10 3Bs, 13 HRs and 63 RBIs (all career-highs) ... Made 67 appearances in center field and 59 in right field ... Named a mid-season California League All-Star ... Was named MVP of the California-Carolina League All-Star Game played at BB&T Coastal Field in Myrtle Beach, SC ... Hit a HR and 2B in the game ... Led San Jose in at-bats (551), runs scored (83), 2Bs (37), total bases (260) and strikeouts (116) ... 551 at-bats ranked 5th in the CL and 37 2Bs placed him 5th ... Hit .327 (87-266) before the All-Star break and .270 (77-285) following it ... Batted in each of the top seven spots in the lineup, never appearing in the eight or nine spots ... Hit .321 (90-280) while playing center field, .281 (70-249) as the right fielder and .167 (3-18) as the DH ... Hit .162 (6-37) in the CL postseason as San Jose claimed the California League title.

2009

Opened his professional career with Augusta (A) in the South Atlantic League ... Made 72 of his 123 appearances at second base ... Played all three (3) outfield spots, logging the most at-bats (50) while playing in left field ... Batted in every spot in the order except 8th ... Hit .254 (61-240) before the All-Star break and .232 (48-207) after it.

Personal & Miscellaneous

Attended DeWitt Clinton (Bronx, NY) High School ... Graduated in 2006 and went undrafted ... Played for two seasons (2006, 07) in the amateur La Caribe Baseball League ... Played for Western Oklahoma Junior College in 2008 ... Had one of the best seasons in JC history, hitting .465 with 37 HRs and 102 RBIs ... Scouts and members of the media call him "Mystery Guy" while he was at WOJC because no one had any reports on him ... Was selected by the Giants in 13th round of the 2008 June draft.

PEREZ'S CAREER HIGHS

Runs: 4 5/13/10 vs. VIS
Hits: 4 (x2) last, 5/30/10 vs. RC
HR: 1 (x22) last, 9/4/10 vs. VIS
RBI: 4 (x2) last, 5/30/10 vs. RC
SB: 2 (x7) last, 5/26/10

PEREZ'S CAREER BATTING STATISTICS

Year	Team	League	ORG	AVG	G	AB	R	H	2B	3B	HR	RBI	BB	IBB	SO	SB	CS	OBP	SLG	OPS
2009	Augusta	SAL	SF	.244	123	447	56	109	29	3	9	54	23	0	101	18	4	.283	.383	.666
2010	San Jose	CAL	SF	.298	131	551	83	164	37	10	13	63	31	2	116	17	15	.337	.472	.809
Minor League Totals				.274	254	998	139	273	66	13	22	117	54	2	217	35	19	.313	.432	.745

2011 FLYING SQUIRRELS



David Quinowski

LHP

Height/Weight: 5-10/182
Bats/Throws: L/L
Born: April 23, 1986 in San Bernadino, CA
Resides: Scottsdale, AZ
Acquired: Selected by Giants in 46th Round 2004 June Draft

A late-round selection of the Giants in the 2004 draft, the left-hander came out of the gates quickly in his professional career, posting impressive numbers in each of his first three (3) stops in the system. However, he was knocked off the fast-track when a left elbow strain suffered during the 2007 season led to Tommy John surgery. He didn't return to the mound until 2009, but has been sensational since. He reached Double-A with the Flying Squirrels for the first time in 2010, and pitched extremely well in relief. He should open the season back in the Richmond bullpen, but if he continues to command the ball the way he has in the past a ticket to Fresno (AAA) could be in the offing.

2010

First full-season after returning from Tommy John surgery began in San Jose (A+) ... Made 28 appearances for the Giants, posting a 3-2 record with two (2) saves and an ERA of 2.32 ... Struck out 51 in 42.2 innings pitched ... Converted two (2) saves in five (5) opportunities ... WHIP of 1.13 with San Jose ... Promoted to Richmond on 8/2, marking his first promotion to the Double-A level ... Made 12 appearances for Richmond, sporting a 2.84 ERA ... Limited left-handed hitters to a .182 (4-22) average ... Earned 1st Double-A save on 8/13 vs. Portland.

2009

Returned to the mound on 6/20 with Salem-Keizer, marking more than two years since he had seen the mound in game action (6/9/07) ... Struck out 53 in 40.2 innings and boasted a 1.77 ERA

2007

Started the season with San Jose and made 21 appearances (1-2, 3.27) ... Made final appearance on 6/9 against Lake Elsinore ... Diagnosed with left elbow strain that led to Tommy John Surgery ... Rated as the #27 prospect in the Giants' chain by *Baseball America*.

2006

Dominant in 44 relief appearances for Augusta (A) ... Posted a razor-thin 1.43 ERA in 75.1 innings ... Struck out 76.

2005

Began professional career with Salem-Keizer making 19 relief appearances.

Personal & Miscellaneous

Graduated from Redlands (CA) Senior High School ... Attended Riverside (CA) Junior College ... Selected in the 46th round of the 2004 June draft ... Has struck out more batters than innings pitched at every level he has pitched in pro career ... Has struck out 248 in 218.1 career innings ... Boasts a 2.14 career ERA.



**Flying Squirrels' Debut
8/3/10 @ New Hampshire**

QUINOWSKI'S CAREER HIGHS

IP (Starter): Has Never Started
IP (Reliever): 4.0 5/14/06 vs. GBO
Hits: 4 (x3) last, 5/18/10 vs. HD
BB: 3 (x3) last, 8/8/09 vs. VAN
SO: 7 5/14/06 vs. GBO

QUINOWSKI'S CAREER PITCHING STATISTICS

Year	Team	League	ORG	W	L	PCT	ERA	G	GS	CG	SHO	SV	SVO	IP	H	R	ER	HR	HB	BB	SO	WP	AVG
2005	Salem-Keizer	NOR	SP	2	1	.667	3.21	19	0	0	0	0	0	14.0	12	7	5	1	2	14	19	3	.235
2006	Augusta	SAL	SP	4	2	.667	1.43	44	0	0	0	4	4	75.1	36	14	12	1	2	24	76	2	.145
2007	San Jose	CAL	SP	1	2	.333	3.27	21	0	0	0	1	3	33.0	19	14	12	1	0	16	35	2	.160
2009	Salem-Keizer	NOR	SP	2	1	.667	1.77	22	0	0	0	0	0	40.2	30	9	8	2	2	18	53	2	.208
2010	San Jose	CAL	SP	3	2	.600	2.32	28	0	0	0	2	5	42.2	35	11	11	2	1	13	51	2	.217
2010	Richmond	EAS	SP	2	0	1.000	2.84	12	0	0	0	1	1	12.2	10	5	4	1	1	5	14	1	.213
Minor League Totals				14	8	.636	2.14	146	0	0	0	8	13	218.1	142	60	52	8	8	90	248	12	.184

Organization

2011 Flying Squirrels

2010s In Review

History & Records

Eastern League

SF Giants

General Info



2011 FLYING SQUIRRELS

Organization

2011 Flying Squirrels

2010: In Review

History & Records

Eastern League

SF Giants

General Info



Edwin Quirarte

RHP

Height/Weight: 6-2/205
Bats/Throws: R/R
Born: December 20, 1986 in Ventura, CA
Resides: Oxnard, CA
Acquired: Selected by Giants in 5th Round 2008 June Draft

Quirarte looked to be a candidate to join the Flying Squirrels' inaugural team bullpen in 2010, but the Giants instead decided to give him another year of seasoning with San Jose (A+). He spent the entire year with the Giants, serving as one of the key components in the bullpen as San Jose claimed another league title. He posted a strong campaign, and the former 5th round selection of the Giants looks poised to make his first jump to Double-A. Although Jason Stoffel appears to be locked in as the Flying Squirrels' closer on opening day, Quirarte certainly has the tools to help in the back-end of the bullpen.

2010

Spent entire season with San Jose, making 41 appearances out of the bullpen ... After allowing an opposition average of .310 in his first go-around in the California League in 2009, he held league hitters to a .238 clip in 2010 ... Posted a 1.71 ERA in his first 20 appearances of the season while limiting league hitters to a .167 average ... 5.93 ERA in final 21 appearances while surrendering an average of .299 ... Earned six (6) saves in 11 chances ... Did not allow a run in four (4) post-season appearances, working a total of 3.1 innings.

2009

Tabbed as the #25 prospect in the Giants' system by *Baseball America* entering the season ... Skipped a level from Salem-Keizer (SS-A) to open the season with San Jose (A+) ... Made 16 appearances for SJ, earning four (4) saves in five (5) chances but surrendering a league average of .310 ... Was demoted to Augusta (A) following an outing on 6/6 ... Made first appearance with GreenJackets on 6/9 ... Surrendered an average of .316 to South Atlantic League hitters ... Earned eight (8) saves in 13 chances ... Had a 5.16 ERA over his final 24 appearances of the year.

2008

Opened professional career with Salem-Keizer (SS-A) in the Northwest League ... 14 saves ranked him 2nd in the NWL, while his 24 games finished placed him 3rd ... Earned a save in game one of the NWL Championship Series, but suffered the loss in game three.

Personal & Miscellaneous

Graduated from Oxnard (CA) High School ... Also attended Hueneme (CA) High School ... Attended Cal State Northridge (CA) ... Started for the Matadors for two seasons before being used as the closer in 2008 ... Surrendered just two (2) runs over his final 56 innings at Northridge ... Selected by the Giants in the 5th round of the 2008 June draft ... Signed for \$193,000 ... Parents are Antonia and Roberto Quirarte ... has two sisters, Laura and Jackie and three brothers, Bobee, Angel and Erik ... Was drafted out of high school in the 38th round by the Cincinnati Reds in 2005, but did not sign ... Also recruited by Arizona State, Loyola Marymount, UCLA and UC Irvine ... Favorites include the Los Angeles Dodgers, the TV show "Family Guy" and the movie "Office Space" ... Favorite website is baseballamerica.com.


QUIRARTE'S CAREER HIGHS

IP (Starter): Has Never Started
IP (Reliever): 4.0 (x2) last, 5/14/10 vs. BAK
Hits: 6 7/31/09 vs. GVL
BB: 3 (x4) last, 8/27/10 vs. STK
SO: 4 (x3) last, 5/10/10 vs. HD

QUIRARTE'S CAREER PITCHING STATISTICS

Year	Team	League	ORG	W	L	PCT	ERA	G	GS	CG	SHO	SV	SVO	IP	H	R	ER	HR	HB	BB	SO	WP	AVG
2008	Salem-Keizer	NOR	SF	3	3	.500	2.12	26	0	0	0	14	17	292	23	9	7	0	0	9	33	4	.213
2009	San Jose	CAL	SF	0	3	.000	4.57	16	0	0	0	4	5	212	27	13	11	1	0	5	18	1	.310
2009	Augusta	SAL	SF	6	4	.600	4.42	30	0	0	0	8	13	362	49	24	18	2	2	11	18	3	.316
2010	San Jose	CAL	SF	2	9	.182	3.77	41	0	0	0	6	11	62.0	56	31	26	6	1	22	38	4	.238
Minor League Totals				11	19	.367	3.72	113	0	0	0	32	46	150.0	155	77	62	9	3	47	107	12	.265

2011 FLYING SQUIRRELS



Wilmin Rodriguez

LHP

Height/Weight: 6-2/211
Bats/Throws: L/L
Born: May 13, 1985 in La Romana, DR
Resides: La Romana, DR
Acquired: Signed by Giants as N DFA
 March 24, 2004

The Giants extended the 26-year old a non-roster invitation to big league spring training in 2011, despite an up-and-down campaign in 2010. He lingered behind breaking clubs in extended spring training before joining the Squirrels in May. He flashed big-time stuff, but inconsistency led to a demotion to low-A Augusta where he finished the season. The invitation to big league camp prior to the 2011 season is an indication that San Francisco still likes his overall stuff. He could open the season back in the Richmond bullpen, and his ceiling depends on his ability to harness his entire arsenal.

2010

Opened the season in extended spring training ...Added to the Richmond roster from extended spring on 5/10 ... Made 17 appearances for the Flying Squirrels, logging an 0-1 record and an ERA of 3.51 ... Started strong with a 1.42 ERA over his first seven (7) appearances ... Struggled in June, posting a 6.97 ERA in nine (9) outings ... Demoted to Augusta (A) on 7/6 ... Finished the season with the Greenjackets making 20 appearances, 19 of which came in relief ... Made first start since 2007 on 8/5 against the Charleston River Dogs.

2009

Made 48 appearances out of the San Jose (A+) bullpen, working 59.2 innings and yielding an average against of just .209 ... Allowed just 44 hits in 59.2 innings and boasted a WHIP of 1.16 ... Was a perfect 3-for-3 in save chances, notching his first saves since 2006.

2008

Opened the season with San Jose, but struggled to a 5.64 ERA and was sent down to Augusta on June 19th ... Dominated the rest of the season, limiting SAL hitters to an average of .198, while allowing just 20 hits in 29.1 innings and 18 appearances.

Personal & Miscellaneous

Signed as an 18-year old out of his native La Romana, Dominican Republic on March 24, 2004 ... Made his domestic debut in the Arizona Rookie League in 2006.



**Flying Squirrels' Debut
5/10/10 @ Bowie**

RODRIGUEZ'S CAREER HIGHS

IP (Starter): 5.0 (x2) last, 7/27/06 vs. CUB
IP (Reliever): 4.0 5/26/10 vs. BIN
Hits: 7 6/6/08 vs. BAK
BB: 4 (x4) last, 3/22/08 vs. ASH
SO: 7 7/1/07 vs. VAN

RODRIGUEZ'S CAREER PITCHING STATISTICS

Year	Team	League	ORG	W	L	PCT	ERA	G	GS	CG	SHO	SV	SVO	IP	H	R	ER	HR	HB	BB	SO	WP	AVG
2006	AZL Giants	AZL	SF	3	3	.500	5.66	12	6	0	0	1	1	35.0	44	25	22	0	2	15	23	3	.312
2006	Salem-Keizer	NOR	SF	0	0	.000	2.45	3	0	0	0	1	1	3.2	3	1	1	1	0	0	3	0	.214
2007	Salem-Keizer	NOR	SF	0	1	.000	5.49	15	7	0	0	0	0	39.1	42	29	24	6	4	23	47	4	.275
2007	Fresno	PCL	SF	0	0	.000	0.00	1	0	0	0	0	0	1.0	1	0	0	0	0	0	1	0	.250
2008	San Jose	CAL	SF	1	1	.500	5.64	19	0	0	0	0	0	22.1	32	17	14	0	1	19	21	2	.337
2008	Augusta	SAL	SF	2	1	.667	2.45	18	0	0	0	1	1	29.1	20	8	8	1	2	17	24	4	.198
2009	San Jose	CAL	SF	4	1	.800	2.72	48	0	0	0	3	3	59.2	44	20	18	1	2	25	50	6	.209
2010	Richmond	EAS	SF	0	1	.000	3.51	17	0	0	0	0	0	25.2	24	13	10	1	0	14	12	3	.255
2010	Augusta	SAL	SF	4	3	.571	3.81	20	1	0	0	0	0	28.1	36	14	12	1	1	9	20	2	.298
Minor League Totals				14	11	.560	4.02	153	14	0	0	6	6	244.1	246	127	109	11	12	122	201	24	.263

Organization

2011 Flying Squirrels

2010s In Review

History & Records

Eastern League

SF Giants

General Info



2011 FLYING SQUIRRELS

Organization

2011 Flying Squirrels

2010: In Review

History & Records

Eastern League

SF Giants

General Info



Nestor Rojas

C

Height/Weight: 6-0/240
Bats/Throws: R/R
Born: November 18, 1983 in Cabimas, VZ
Resides: Ciudad Ojeda, VZ
Acquired: Signed by Giants as N DFA August 19, 2003

The 27-year old Rojas opened the 2010 season backing up Buster Posey behind the plate in Fresno (AAA). He saw inconsistent at-bats behind the eventual National League Rookie of the Year and the Grizzlies other catcher, Steve Holm. When Jackson Williams was promoted to take over the everyday catcher's duties in Fresno, Rojas essentially traded places with him in Richmond. He would have had an opportunity to compete with Tyler La Torre for the starting spot with the Squirrels, but he suffered a season-ending knee injury in just his 5th game. When healthy, Rojas is an enthusiastic backstop and capable hitter. He may see time in Richmond in 2011 as either the backup to Johnny Monell or as the starter should Monell make the jump to Fresno at some point in the season.

2010

Saw time in 15 games with Fresno to open the year ... Swapped roster spots with Jackson Williams when Williams was promoted to Fresno and he was sent to Richmond on 7/1 ... Played in just five (5) games with the Flying Squirrels before he injured his knee in a game at Metro Bank Park in Harrisburg on 7/6 ... Placed on the Disabled List on 7/7 and left the team immediately to undergo season-ending knee surgery.

2009

Opened the season with Fresno, and returned there for a stint later in the season ... Joined San Jose (A+) in July and finished the season with the Giants ... Collected three (3) home runs and 18 RBIs in just 92 at-bats...Saw time in three post-season games with San Jose, but went hitless (0-5)

Personal & Miscellaneous

Signed in 2003, but didn't make his domestic debut until 2005 after priming in the Dominican Summer League ... Affectionately nicknamed "the big cookie," although he is of no relation to Cookie Rojas.



Flying Squirrels' Debut
7/1/10 vs. Erie

ROJAS' CAREER HIGHS

Runs: 2 (x9) last, 8/9/09 vs. RC
Hits: 4 7/4/05 vs. BRE
HR: 1 (x3) last, 9/15/09 vs. IE
RBI: 3 (x3) last, 8/9/09 vs. RC
SB: 2 8/18/05 vs. BRE

ROJAS' CAREER BATTING STATISTICS

Year	Team	League	ORG	AVG	G	AB	R	H	2B	3B	HR	RBI	BB	IBB	SO	SB	CS	OBP	SLG	OPS
2005	AZL Giants	SF		.233	29	73	11	17	1	1	0	10	5	0	15	3	1	.288	.274	.562
2006	AZL Giants	SF		.241	25	54	6	13	1	0	0	1	8	1	5	1	0	.339	.259	.598
2006	Salem-Keizer	NOR	SF	.250	4	8	1	2	0	0	0	1	0	0	2	0	0	.250	.250	.500
2007	Augusta	SAL	SF	.210	24	81	11	17	3	0	0	9	8	0	23	0	0	.281	.247	.528
2008	Connecticut	EAS	SF	.109	16	46	4	5	0	0	0	3	1	1	7	0	0	.128	.109	.237
2008	Augusta	SAL	SF	.156	36	122	10	19	5	0	0	7	5	0	24	0	0	.194	.197	.391
2009	Fresno	PCL	SF	.188	24	80	9	15	2	0	0	5	4	0	26	0	0	.226	.213	.439
2009	San Jose	CAL	SF	.293	27	92	11	27	8	0	3	18	11	0	22	0	0	.375	.478	.853
2010	Fresno	PCL	SF	.238	15	42	3	10	2	0	0	3	1	0	5	0	1	.256	.286	.542
2010	Richmond	EAS	SF	.313	5	16	0	5	0	0	0	0	0	0	1	0	0	.353	.313	.666
	Minor League Totals			.212	205	614	66	130	22	1	3	57	43	2	130	4	2	.267	.265	.532

2011 FLYING SQUIRRELS



Matt Sartor

RHP

Height/Weight:

6-6/250

Bats/Throws:

R/R

Born:

August 18, 1984 in Irving, TX

Resides:

Irving, TX

Acquired:

**Signed by Giants from the LA Dodgers
2010 Rule V Draft**

In need of quality arms at the upper levels of the minor leagues, the Giants grabbed Sartor, 26, from the Los Angeles Dodgers in the 2010 Rule V draft. The big right-hander will be looking to rebound from an up-and-down 2010 season that began in Double-A, but ended in the California League after he struggled at the outset of the season. Although he struggled in the Southern League last year, Sartor was a mid-season All-Star at the Double-A level in 2009 and should he regain that form, could be a valuable member of the Richmond bullpen in 2011.

2010

Began the season with Chattanooga (AA), but was hit hard over 14 appearances, allowing an average against of .354 (28-79), while pitching to an ERA of 7.50 ... He was demoted back to Advanced-A for the first time since 2008 and pitched well to finish the season, making 32 appearances for Inland Empire ... Converted 8-of-10 save chances for the 66ers ... Allowed an average of .240 (36-15) to California League hitters.

2009

Spent the entire season with Chattanooga (AA) in the Southern League, marking his first advancement past the A-level ... Named a mid-season Southern League All-Star ... Had a 3.23 ERA before the All-Star break in 32 appearances, but stumbled to a 6.29 ERA in 17 outings following it ... opposing average of .207 (37-179) before the break, and .298 (28-96) after ... Had a 9.53 ERA in 10 appearances in August.

2008

Opened the season by making 25 appearances for the Great Lakes Loons (A) of the Midwest League ... Limited the league to a .215 (41-191) average ... Promoted to Inland Empire on 7/11 ... Made 20 appearances and boasted an ERA of 2.15 the rest of the season for 66ers ... Ranked 5th in the Dodgers' chain with 106 strikeouts ... Averaged 10.68 strikeouts per 9 innings.

2007

Began his professional career with Ogden in the Pioneer League (R), making 10 appearances and earning his first two (2) professional saves ... Allowed just 10 hits in 18.1 innings, limiting the league to an average of .161 (10-62).

Personal & Miscellaneous

Originally signed by the Dodgers as a non-drafted free agent on 7/24/07 ... Attended Irving (TX) High School ... Full name is Mathew Wayne Sartor.

SARTOR'S CAREER HIGHS

IP (Starter):	Has Never Started	
IP (Reliever):	4.0 (x3)	last, 4/10/09 vs. BIR
Hits:	6	5/9/10 vs. CAR
BB:	4 (x2)	last, 7/21/10 vs. LE
SO:	6 (x4)	last, 9/2/08 vs. RCQ

SARTOR'S CAREER PITCHING STATISTICS

Year	Team	League	ORG	W	L	PCT	ERA	G	GS	CG	SHO	SV	SVO	IP	H	R	ER	HR	HB	BB	SO	WP	AVG
2007	Ogden	PiO	LAD	0	1	.000	3.44	10	0	0	0	2	2	18.1	10	8	7	3	1	5	25	2	.161
2008	Great Lakes	MID	LAD	4	2	.667	3.83	25	0	0	0	4	7	51.2	41	23	22	6	0	17	66	0	.215
2008	Inland Empire	CAL	LAD	4	3	.571	2.15	20	0	0	0	1	2	37.2	37	15	9	1	0	7	40	1	.257
2009	Chattanooga	SOU	LAD	4	6	.400	4.27	49	0	0	0	11	14	71.2	65	39	34	7	1	28	76	11	.236
2010	Chattanooga	SOU	LAD	1	3	.250	7.50	14	0	0	0	0	0	18.0	28	17	15	1	2	7	20	1	.354
2010	Inland Empire	CAL	LAD	3	6	.333	2.88	32	0	0	0	8	10	40.2	36	13	13	0	1	21	51	8	.240
Minor League Totals				16	21	.432	3.78	150	0	0	0	26	35	238.0	217	115	100	18	5	85	278	23	.241

Organization

2011 Flying Squirrels

2010 In Review

History & Records

Eastern League

SF Giants

General Info



2011 FLYING SQUIRRELS

Organization

2011 Flying Squirrels

2010: In Review

History & Records

Eastern League

SF Giants

General Info



Sharlon Schoop

INF

Height/Weight: 6-2/191
Bats/Throws: R/R
Born: April 15, 1987 in Willemstad, Curacao
Resides: Willemstad, Curacao
Acquired: Signed by Giants as NFA March 30, 2004

Schoop continued to provide infield depth to the Giants' system in 2010, book-ending his season with the Flying Squirrels. Although he opened the year with Richmond, his versatility was called upon in the latter stages of the season, when he was asked to step in at first base. He has spent the majority of the past two seasons in a utility role at the Double-A level, and figures to see time in Richmond again in 2011. There is also a chance that he could open the year at first base for the Squirrels.

2010

Opened the season with Richmond, but was optioned to Augusta (A) on 4/25 ... Served as the everyday shortstop for the Greenjackets, appearing in 25 games from 4/26-5/27 ... Hit .281 (25-89) for Augusta, adding nine (9) RBIs ... Rejoined the Flying Squirrels on 7/8 ... Appeared in 58 games overall for Richmond, batting .273 (50-183) ... Saw time at first base in 25 games, including starting the final 13 games of the season there ... Marked the first time in his career that he had played first base ... Also saw time at 2B (2), SS (9), 3B (4) and LF (9) ... Drove in a career-high six (6) runs @ Portland on 8/8 ... Also matched his career-high for the 3rd time with four (4) hits on 8/8.

2009

Advanced to Double-A for the first time in his career, appearing in 105 games for Connecticut (AA) ... Logged 93 at-bats at 2B, 153 at 3B and 64 at SS ... Was also utilized as a pinch-hitter.

2008

Spent the entire season with San Jose (A+) ... Recorded career-highs for hits (98), 2Bs (18), HRs (7) and RBIs (52).

2007

Opened season at Augusta (A), but spent the majority of the year back with Salem-Keizer (SS-A) ... Rated as the Giants' #21 prospect by *Baseball America* prior to the season.

2006

Spent most of the season in the Arizona League (Rookie), but also appeared in four games with Salem-Keizer (SS-A) ... Hit .310 with the AZL Giants, which still stands as a career-high at an individual level.

Personal & Miscellaneous

Signed by the Giants as a non-drafted free agent on March 30, 2004 at the age of 16.



Flying Squirrels' Debut
4/12/10 @ Altoona

SCHOOP'S CAREER HIGHS

Runs: 3 (x7) last, 5/23/09 vs. POR
Hits: 4 (x3) last, 8/8/10 vs. POR
HR: 1 (x19) last, 8/8/10 vs. POR
RBI: 6 8/8/10 vs. POR
SB: 2 (x3) last, 7/5/09 vs. REA

SCHOOP'S CAREER BATTING STATISTICS

Year	Team	League	ORG	AVG	G	AB	R	H	2B	3B	HR	RBI	BB	IBB	SO	SB	CS	OBP	SLG	OPS
2005	AZL Giants	AZL	SF	.254	48	169	29	43	4	0	1	19	14	0	18	10	4	.328	.296	.624
2006	AZL Giants	AZL	SF	.310	38	126	29	39	7	1	1	21	26	2	15	8	3	.437	.405	.842
2006	Salem-Keizer	NOR	SF	.286	4	7	1	2	0	0	0	1	2	0	0	0	0	.500	.286	.786
2007	Augusta	SAL	SF	.235	42	136	18	32	6	0	1	19	8	1	32	4	3	.286	.301	.587
2007	Salem-Keizer	NOR	SF	.284	58	190	30	54	12	5	4	29	15	1	35	2	4	.347	.463	.810
2008	San Jose	CAL	SF	.246	125	398	54	98	18	1	7	52	35	0	88	7	3	.305	.349	.654
2009	Connecticut	EAS	SF	.241	105	320	36	77	15	0	3	36	20	0	63	6	5	.294	.316	.610
2010	Augusta	SAL	SF	.281	26	89	10	25	2	1	0	9	7	0	20	3	2	.337	.326	.663
2010	Richmond	EAS	SF	.273	52	183	19	50	9	0	2	25	13	2	34	1	1	.318	.355	.673
	Minor League Totals			.260	498	1618	226	420	73	8	19	211	140	6	305	41	25	.325	.350	.674

2011 FLYING SQUIRRELS



James Simmons

OF

Height/Weight: 6-3/202
Bats/Throws: R/R
Born: September 3, 1985 in Irving, TX
Resides: Dallas, TX
Acquired: Selected by Giants in 24th Round 2005 June Draft

The 25-year old has made a steady progression through the Giants' system in his five-year professional career, most recently spending the entire 2010 season with San Jose (A+). Despite the fact that Juan Perez and Francisco Peguero stole the headlines in the Giants outfield, Simmons produced steadily at all three outfield spots. With that duo expected to join Roger Kieschnick and Wendell Fairley to form the outfield corps in Richmond on opening day, Simmons may lag behind to play everyday. However, if there is an opportunity, Simmons could advance to Double-A for the first time.

2010

Saw time in 105 games with San Jose, the first time he had appeared above the low-A level ... Spent the most time in left field (56), but also made 35 appearances in center field and 16 in right field ... Hit .273 (42-154) following the All-Star break including 31 of his 47 RBIs for the season ... Hit .182 (2-11) in six (6) post-season appearances, but supplied a HR and three (3) RBIs.

2009

Spent second consecutive full-season with Augusta (A) ... Appeared in 99 games and hit .252 (72-286) ... Served primarily as the Greenjackets right fielder, making 92 of his 99 total appearances in right field ... Batted in every spot in the order except for 1st and 2nd ... Had a career-high with 17 2Bs.

2008

Spent the entire season with Augusta, appearing in 107 games ... Hit .232 (82-354) ... 82 hits was a career-high that still stands as is his total of 354 at-bats ... Played primarily in right field (79 games), but also appeared in 30 games in center field ... Stole a career-high 25 bases in 35 attempts.

2007

Split season between three (3) levels in the Giants' chain ... Opened the season with San Jose, but made just four (4) appearances before being demoted to Augusta ... Hit .193 (34-176) in 56 games with Greenjackets before finishing a tough campaign by hitting .187 (17-91) in the Arizona Rookie League.

2006

Opened professional career with the AZL Giants, hitting .278 (35-126) in 42 games.

Personal & Miscellaneous

Graduated from Nimitz (Irving, TX) High School ... Attended Vernon Regional (Vernon, TX) Junior College ... Selected by the Giants in the 24th round of the 2005 June draft.

SIMMONS' CAREER HIGHS

Runs:	3 (x8)	last, 8/28/10 vs. STK
Hits:	3 (x15)	last, 8/28/10 vs. STK
HR:	2	7/1/08 vs. HIC
RBI:	5	7/1/08 vs. HIC
SB:	3	5/18/10 vs. VIS

SIMMONS' CAREER BATTING STATISTICS

Year	Team	League	ORG	AVG	G	AB	R	H	2B	3B	HR	RBI	BB	IBB	SO	SB	CS	OBP	SLG	OPS
2006	AZL Giants	AZL	SF	.278	42	126	26	35	9	1	1	9	16	0	33	2	2	.361	.389	.750
2007	San Jose	CAL	SF	.100	4	10	1	1	0	0	0	1	1	0	3	2	0	.182	.100	.282
2007	Augusta	SAL	SF	.193	56	176	29	34	7	5	3	19	21	0	64	13	6	.292	.341	.633
2007	AZL Giants	AZL	SF	.187	27	91	14	17	1	4	1	13	11	0	35	1	0	.279	.319	.598
2008	Augusta	SAL	SF	.232	107	354	49	82	12	3	5	37	22	0	132	25	10	.277	.325	.602
2009	Augusta	SAL	SF	.252	99	286	44	72	17	2	4	35	31	0	85	15	1	.339	.367	.706
2010	San Jose	CAL	SF	.252	105	317	56	80	16	5	12	47	37	1	112	19	7	.339	.448	.787
	Minor League Totals			.236	440	1360	219	321	62	20	26	161	139	1	464	77	26	.314	.368	.683

Organization

2011 Flying Squirrels

2010s In Review

History & Records

Eastern League

SF Giants

General Info



2011 FLYING SQUIRRELS

Organization

2011 Flying Squirrels

History & Records 2010: In Review

Eastern League

SF Giants

General Info



Jason Stoffel

RHP

Height/Weight: 6-2/220
Bats/Throws: R/R
Born: September 15, 1988 in Agoura Hills, CA
Resides: Agoura Hills, CA
Acquired: Selected by Giants in 4th Round 2009 June Draft

After very limited action in his first professional season, the 22-year old was pushed to the California League in 2010 and asked to close for San Jose (A+). He responded with 25 saves in 29 chances and then threw three (3) scoreless innings in the Giants dramatic 11-inning championship-clinching win over Rancho Cucamonga in the CLCS. During the regular season, the former Arizona Wildcat struck out 66 in just 51 innings of work. *Baseball America* currently rates him as the #21 prospect in the Giants' system. Having passed his first major test as a professional, the closer's job in Richmond should be his when the 2011 season opens.

2010

Had made just 17 career appearances, and none above the short-season level, when he opened his 2nd professional season with San Jose (A+) ... Saved 25 games in 29 chances, also posting a 2-4 record and 4.80 ERA ... 25 saves were 4th in the CAL ... Struck out 66 in 51 innings pitched ... 48 games finished were 3rd in the league ... Made three (3) appearances in the CAL postseason, recording a 2-0 record ... Earned the win in game two of the Divisional Series against the Modesto Nuts ... Turned in three (3) scoreless innings and earned the win in the championship-clinching game five of the CLCS, recording a strikeout for the final out with the tying run at third base. Struck out eight (8) of the 20 batters he faced during the 2010 postseason ... Rated as the Giants' #15 prospect by *Baseball America* entering the season.

2009

Made his professional debut in the Arizona Rookie League, making nine (9) appearances and posting a 1.89 ERA ... Moved up to make eight (8) relief outings for Salem-Keizer (SS-A), not allowing an earned run over 10.1 innings ... Was a perfect 4-for-4 in save opportunities on the year, picking up two (2) at each level ... Made his first professional appearance on 7/3 against the AZL Indians, turning in two (2) perfect innings ... Earned his first professional save on 8/2 against the AZL Padres ... Made two (2) appearances in the playoffs for Salem-Keizer, turning in four (4) scoreless innings of work and earning the save in the Volcanoes game two win.

Personal & Miscellaneous

Selected in the 4th round of the 2009 June draft ... Signed for \$254,700 ... All-time appearances (71) and saves (23) leader at the University of Arizona ... Wildcats' 2008 bullpen also included first round draft picks Ryan Perry and Daniel Schlereth ... Set a school record with 13 saves in 2008 ... Graduated from Agoura High School in Agoura, CA, in 2006 ... Team captain his senior year ... First team All-CIF his junior and senior seasons ... Marmonte League Pitcher of the Year as both a junior and senior ... 2006 Ventura County Pitcher of the Year ... 2006 second team preseason Collegiate Baseball All-American ... 2006 *Baseball America* third team preseason All-American ... Sony PlayStation High School All-American as a senior ... 2005 *Los Angeles Times* All-Region team ... All-area by the *LA Daily News* as a junior ... Second team all-state in 2006 ... Went 16-4 with 146 strikeouts in 134 innings pitched during his junior and senior seasons ... Recorded a 1.29 ERA on the mound as a senior ... Earned California Scholastic Federation membership in five semesters ... Awarded the George Bush Award for Academic Excellence and the Golden State Diploma as a senior ... Was selected as a College Board AP Scholar with honors.

STOFFEL'S CAREER HIGHS

IP (Starter): Has Never Started
IP (Reliever): 2.0 (x3) last, 6/9/10 vs. MOD
Hits: 6 5/2/10 vs. MOD
BB: 3 8/14/10 vs. MOD
SO: 4 8/12/09 vs. SPO

STOFFEL'S CAREER PITCHING STATISTICS

Year	Team	League	ORG	W	L	PCT	ERA	G	CS	CG	SHO	SV	SVO	IP	H	R	ER	HR	HB	BB	SO	WP	AVG
2009	AZL Giants	AZL	SF	0	0	.000	1.86	9	0	0	0	2	2	92	8	2	2	0	0	0	6	0	.211
2009	Salem-Keizer	NOR	SF	1	0	1.000	0.00	8	0	0	0	2	2	10.1	6	1	0	0	0	1	13	0	.158
2010	San Jose	CAL	SF	2	4	.333	4.80	52	0	0	0	25	29	50.2	55	33	27	4	2	24	66	8	.276
Minor League Totals				3	4	.429	3.69	69	0	0	0	29	33	70.2	69	36	29	4	2	25	85	8	.251

2011 FLYING SQUIRRELS



Eric Stolp

RHP

Height/Weight:
Bats/Throws:
Born:
Resides:
Acquired:

6-3/212
R/R
August 18, 1984 in Ojai, CA
Oakhurst, CA
Selected by Giants in 14th Round
2006 June Draft

The 26-year old didn't advance past the short-season level in his first three (3) professional seasons, but has jumped a level each year since. He spent 2009 in Augusta (A) before moving on to San Jose (A+) in 2010. He turned in 103.2 innings for the Giants last year, and could provide depth to the Flying Squirrels' bullpen at points in 2011.

2010

Spent the entire season with San Jose, making 31 appearances (12 starts) and compiling a 6-8 record and 4.86 ERA ... Logged a career-high 103.2 innings ... Made his first five (5) appearances of the season out of the bullpen, but joined the starting rotation on 4/27 and made 12 of his next 13 appearances in a starting role ... Went 3-2 with a 3.83 ERA in 19 relief appearances ... Was 3-6 with a 5.58 ERA as a starter ... Final 13 appearances came in relief ... Made two (2) appearances in relief in the playoffs and turned in two (2) scoreless innings.

2009

Spent the entire season with Augusta (A) in the South Atlantic League ... Was the first advancement to a full-season affiliate in his 4th professional season ... Was 2-1 with a 2.67 ERA in 17 appearances (2 starts) before the All-Star break ... Made six (6) starts in succession from 6/12-7/24.

Personal & Miscellaneous

Graduated from Yosemite (Oakhurst, CA) High School ... Attended University of Pacific (Stockton, CA) ... Selected by the Giants in the 14th round of the 2006 June draft ... Opened his professional career with Salem-Keizer (SS-A) in 2006 ... Made 14 appearances for the Volcanoes, logging 30.2 innings and posting a 2.93 ERA ... Injuries limited him to eight (8) appearances between Salem-Keizer and the Arizona Rookie League in 2007 ... Spent the entire 2008 season with Salem-Keizer.

STOLP'S CAREER HIGHS

IP (Starter):	8.0	5/27/10 vs. STK
IP (Reliever):	7.0	4/11/10 vs. MOD
Hits:	10	5/15/10 vs. BAK
BB:	6	8/7/10 vs. BAK
SO:	6	6/15/10 vs. HD

STOLP'S CAREER PITCHING STATISTICS

Year	Team	League	ORG	W	L	PCT	ERA	G	GS	CG	SHO	SV	SVO	IP	H	R	ER	HR	HB	BB	SO	WP	AVG
2006	Salem-Keizer	NOR	SP	0	1	.000	2.93	14	0	0	0	0	1	30.2	27	14	10	0	4	11	20	5	.239
2007	Salem-Keizer	NOR	SP	0	0	.000	10.12	3	0	0	0	0	0	2.2	4	3	3	0	2	2	4	1	.333
2007	AZL Giants	AZL	SP	0	0	.000	0.00	5	0	0	0	0	0	6.0	4	4	0	0	0	3	4	0	.200
2008	Salem-Keizer	NOR	SP	3	1	.750	2.68	19	0	0	0	1	2	40.1	31	15	12	0	5	15	22	2	.218
2009	Augusta	SAL	SP	3	2	.600	4.17	32	6	0	0	0	0	77.2	91	44	36	4	6	29	24	3	.300
2010	San Jose	CAL	SP	6	8	.429	4.86	31	12	0	0	0	1	103.2	116	65	56	11	8	37	49	7	.284
Minor League Totals				12	12	.500	4.03	104	18	0	0	1	4	261.0	273	145	117	15	25	97	123	18	.274

Organization

2011 Flying Squirrels

2010: In Review

History & Records

Eastern League

SF Giants

General Info



2011 FLYING SQUIRRELS

Organization

2011 Flying Squirrels

2010: In Review

History & Records

Eastern League

SF Giants

General Info



Skyler Stromsmoe

INF

Height/Weight: 5-10/175
Bats/Throws: S/R
Born: March 30, 1984 in Bow Island, Alberta, Canada
Resides: Dallas, TX
Acquired: Signed by Giants as NDFB May 31, 2007

The rare super-utility player, Stromsmoe can literally play any position on the field, and was dubbed "The Secret Weapon" by 2010 Flying Squirrels' manager Andy Skeels. The Canadian-born 27-year old opened the 2010 season with the Squirrels but suffered a shoulder injury diving into third base in May. Originally thought to need shoulder surgery, he returned a month later and provided a spark while contributing in a variety of ways. Stromsmoe's versatility and enthusiastic approach make him a valuable asset to the Giants' organization. He will continue to fill needs in the system in 2011, and could very well spend significant time in Richmond.

2010

Opened the season with Richmond and appeared in nine (9) games before injury his shoulder diving into third base during the Squirrels game against Altoona on 5/5 ... Was placed on the Disabled List on 5/6 and was thought to need shoulder surgery, but a second opinion allowed him to return to the lineup a month later on 6/5 ... Spent the next two months with the Squirrels before being sent down to Augusta (A) for the final month of the season ... Played every defensive position for Richmond except first base and catcher ... Caught bullpen sessions and suited up as backup catcher during a July series against Harrisburg ... Made professional pitching debut on 7/26 vs. the Reading Phillies ... Turned in a scoreless inning while deploying a knuckleball that he playfully called "the canuckler".

2009

Spent the majority of the season with San Jose (A+), but appeared in three (3) games with Fresno (AAA) as well ... Logged time at second base, third base and shortstop ... Also made two appearances with Salem-Keizer (SS-A).

2008

Split the season between Salem-Keizer and Augusta (A), serving as a utility infielder at both locations.

2007

Attended Longview (Lees Summit, MO) College and Southern Arkansas University ... Ranked 2nd nationally in NCAA Division II baseball in stolen bases (52-0f-55).



Flying Squirrels' Debut
4/12/10 @ Altoona

STROMSMOE'S CAREER HIGHS

Runs:	3	7/17/09 vs. MOD
Hits:	4	7/17/09 vs. MOD
HR:	1 (x5)	6/14/10 vs. REA
RBI:	4	7/17/09 vs. MOD
SB:	3	8/31/10 vs. LWV

STROMSMOE'S CAREER BATTING STATISTICS

Year	Team	League	ORG	AVG	G	AB	R	H	2B	3B	HR	RBI	BB	IBB	SO	SB	CS	OBP	SLG	OPS
2007	AZL Giants	AZL	SF	.290	28	62	16	18	3	0	2	11	11	0	9	7	1	.429	.435	.864
2008	Augusta	SAL	SF	.200	19	55	6	11	0	0	0	0	10	0	9	2	1	.333	.200	.533
2008	Salem-Keizer	NOR	SF	.250	12	44	6	11	0	0	0	0	5	0	6	3	1	.340	.250	.590
2009	Salem-Keizer	NOR	SF	.222	2	9	2	2	0	0	0	1	0	0	0	0	0	.222	.222	.444
2009	San Jose	CAL	SF	.267	44	101	17	27	7	1	2	15	10	0	19	1	0	.345	.416	.761
2009	Fresno	PCL	SF	.000	3	3	0	0	0	0	0	0	0	0	2	0	0	.000	.000	.000
2009	Richmond	EAS	SF	.239	47	142	11	34	3	1	2	7	7	0	34	6	0	.283	.317	.600
2010	Augusta	SAL	SF	.195	25	87	18	17	5	1	0	12	13	0	16	6	1	.312	.276	.588
	Minor League Totals			.239	180	503	76	120	18	3	6	46	56	0	95	25	4	.328	.322	.650

2011 FLYING SQUIRRELS



Eric Surkamp

LHP

Height/Weight: 6-4/190
Bats/Throws: L/L
Born: July 6, 1987 in Cincinnati, OH
Resides: Cincinnati, OH
Acquired: Selected by Giants in 6th Round 2008 June Draft

The 23-year old was having a phenomenal season with San Jose (A+) in 2010, and was more than likely heading for a late-season promotion to Richmond before a hip injury derailed his year early. Rated as the #9 prospect in the Giants' system by *Baseball America* entering the season, the lefty is expected to be ready to go for the 2011 season. If that is the case, the sinker-baller from NC State should continue his rapid rise through the San Francisco ranks and headline a young Flying Squirrels' starting staff.

2010

Rated as the #19 prospect in the Giants' system by *Baseball America* ... Named a mid-season CAL All-Star, he participated in the California-Carolina League All-Star Game at BB&T Coastal Field in Myrtle Beach, SC ... Named a CAL postseason All-Star ... Twice named CAL Pitcher of the Week (5/10-5/17 & 7/5-7/12) ... 108 strikeouts were second on the San Jose staff despite making only 17 starts ... Left his start against Lancaster on 7/18 after dislocating his hip while attempting to field a ground ball ... Missed the rest of the season ... WHIP of 1.00 and average against of .218 would have led the league if he had enough innings to qualify ... Boasted a 2.00 ERA in eight (8) starts at home ... Strikeout to walk ratio of 108:22.

2009

Spent the entire season with Augusta (A) ... Topped the San Francisco system and ranked 3rd in all of minor league baseball with 169 strikeouts ... Also led the Giants' system in strikeouts per nine innings (11.6) ... Led the Augusta staff with 11 wins (11-5) ... Was 7-3 with a 2.82 ERA following the All-Star break ... Turned in a nine-inning complete-game two-hitter in his final regular season start of the year against the Rome Braves on 9/5 ... Promoted to San Jose to help the Giants in the postseason ... Tabbed to start game three of the CLCS, he turned in eight (8) innings, allowing three (3) runs on seven (7) hits, striking out 12 to earn the win in the championship-clinching game for the Giants against the High Desert Mavericks.

2008

First professional season saw him make just seven (7) total appearances ... Made his professional debut in the Arizona Rookie League and made two (2) appearances ... Also pitched for Salem-Keizer (SS-A), making five (5) appearances (4 starts).

Personal & Miscellaneous

Played collegiately at North Carolina State University ... Pitched in the storied Cape Cod League following his sophomore season, and also pitched for Team USA ... Graduated from famed Moeller (Cincinnati, OH) High School, the same alma mater as Buddy Bell, Ken Griffey, Jr. and Barry Larkin ... Was a high school teammate of NC State basketball star Andrew Brackman ... Selected by the Giants in the 6th round of the 2008 June draft ... Signed for \$135,000.

SURKAMP'S CAREER HIGHS

IP (Starter): 9.0 9/5/09 vs. ROM
IP (Reliever): 2.1 7/10/08 vs. MAR
Hits: 10 5/2/09 vs. LEX
BB: 4 (x2) last, 8/30/09 vs. CSC
SO: 14 7/7/10 vs. STK

SURKAMP'S CAREER PITCHING STATISTICS

Year	Team	League	ORG	W	L	PCT	ERA	G	GS	CG	SHO	SV	SVO	IP	H	R	ER	HR	HB	BB	SO	WP	AVG
2008	AZL Giants	AZL	SF	0	0	.000	2.70	2	0	0	0	0	0	3.1	3	1	1	0	0	0	7	0	.231
2008	Salem-Keizer	NOR	SF	0	2	.000	6.43	5	4	0	0	0	0	14.0	20	10	10	1	1	5	16	0	.351
2009	Augusta	SAL	SF	11	5	.688	3.30	23	23	2	0	0	0	131.0	129	57	48	6	4	39	169	9	.257
2010	San Jose	CAL	SF	4	2	.667	3.11	17	17	1	1	0	0	101.1	79	39	35	5	6	22	108	5	.218
Minor League Totals				15	9	.625	3.39	47	44	3	1	0	0	249.2	231	107	94	12	11	66	300	14	.247

Organization

2011 Flying Squirrels

2010 In Review

History & Records

Eastern League

SF Giants

General Info



2011 FLYING SQUIRRELS

Organization

2011 Flying Squirrels

2010: In Review

History & Records

Eastern League

SF Giants

General Info



Clayton Tanner

LHP

Height/Weight:	6-1/202
Bats/Throws:	L/L
Born:	December 5, 1987 in Mona Vale, Australia
Resides:	Concord, CA
Acquired:	Selected by Giants in 3rd Round 2006 June Draft

The 23-year old followed two strong campaigns in the California League with a solid first season in Double-A with the Flying Squirrels. He led the Richmond staff with 27 starts, and was named as an Eastern League All-Star. The Giants added him to the 40-man roster following the season and he spent his second straight spring in big league camp. *Baseball America* currently ranks him as the #30 prospect in the Giants' system, and his performance in 2010 should lead to a promotion to Fresno (AAA) to open the season. However, if San Francisco repeats the formula they used with the lefty before bringing him to Double-A, he could start the season topping the Richmond rotation.

2010

Tabbed the #23 prospect in the San Francisco system prior to the season by *Baseball America* ... Spent the entire season with the Flying Squirrels, leading the staff in starts (27) and ranking second in innings pitched (149.0 - career-high) ... Named to the Eastern League mid-season All-Star team, replacing teammate Daryl Maday who had been promoted to Fresno ... Had a 2.97 ERA in 15 starts at The Diamond ... Had a 2.97 ERA in five (5) starts in June and a 2.52 ERA in six (6) starts in July ... 3.68 ERA for the season was good for 9th in the Eastern League, marking the 3rd consecutive season he ranked among the top-10 in his respective league ... Missed two (2) starts in May with a strained oblique.

2009

Tied for second on the San Jose (A+) staff with 12 wins, trailing only California League Pitcher of the Year Craig Clark ... Logged a career-high 139.1 innings, and also established a career-high with 121 strikeouts ... Made two (2) post-season starts, winning both game one of the division series and the CLCS ... Allowed just a lone run over 14 playoff innings ... Rated as the #20 prospect entering the season by *Baseball America*.

2008

Finished the season 6th in the CAL in ERA (3.69) while starting in all 24 of his appearances ... Earned nod as Pitcher of the Week in the CAL in first week of season (4/3-4/14) ... Rated as the #12 prospect in Giants' system by *Baseball America* entering season.

2007

Named as a South Atlantic League All-Star while spending the entire season with Augusta (A).

2006

Made 13 relief appearances with Salem-Keizer (SS-A) in his professional debut at the age of 18.



Flying Squirrels' Debut
4/9/10 @ Bowie


TANNER'S CAREER HIGHS

IP (Starter):	7.2	6/4/10 vs. TRN
IP (Reliever):	5.2	5/10/07 vs. COL
Hits:	11 (x2)	last 8/7/10 vs. POR
BB:	6	8/13/10 vs. POR
SO:	13	6/12/09 vs. MOD

TANNER'S CAREER PITCHING STATISTICS

Year	Team	League	ORG	W	L	PCT	ERA	G	GS	CG	SHO	SV	SVO	IP	H	R	ER	HR	BB	SO	WP	AVG	
2006	Salem-Keizer	NOR	SF	2	2	.500	3.46	13	0	0	0	1	3	26.0	17	11	10	1	8	25	2	.183	
2007	Augusta	SAL	SF	12	8	.600	3.59	27	23	1	0	0	0	135.1	147	61	54	5	3	44	104	8	.282
2008	San Jose	CAL	SF	10	8	.556	3.69	24	24	0	0	0	0	117.0	124	61	48	1	8	39	84	8	.274
2009	San Jose	CAL	SF	12	6	.667	3.17	26	23	0	0	0	0	139.1	132	62	49	18	5	42	121	5	.254
2010	Richmond	EAS	SF	9	9	.500	3.68	27	27	0	0	0	0	149.0	150	78	61	10	7	64	79	14	.265
Minor League Totals				45	33	.577	3.53	117	97	1	0	1	3	566.2	570	273	222	35	24	197	413	37	.265

2011 FLYING SQUIRRELS



Ryan Verdugo

LHP

Height/Weight: 6-0/195
Bats/Throws: L/L
Born: April 10, 1987 in Pasadena, CA
Resides: Baton Rouge, LA
Acquired: Selected by Giants in 9th Round 2008 June Draft

The 23-year old boasts a career ERA of 1.75 and has held professional hitters to an average of .180 over his three-year career. In 2010, he struck out 96 batters in just 63 innings between Augusta (A) and San Jose (A+). That performance allowed him to jump into *Baseball America's* top-30 Giants' prospects list, where he checks in at #25. He has excelled at every stop in the system thus far, and he should be given the challenge of handling Double-A hitters out of the Richmond bullpen at the beginning of the 2011 season.

2010

Opened the season with Augusta and made 22 relief appearances, compiling a 4-1 record and 2.25 ERA ... Struck out 50 in just 32 innings of work ... After allowing six (6) earned runs in his first three (3) outings of the season, he allowed just two (2) earned runs over his final 19 appearances with the Jackets (28.1 IP) ... Did not allow a run over nine (9) appearances and 15.1 innings in the month of May ... Was Augusta Pitcher of the Month in May ... Promoted to San Jose (A+) on 6/29 ... Made first appearance with Giants on 7/1 ... Ended the regular season with 13 consecutive scoreless appearances, a stretch that spanned 15 total innings ... Struck out 44 and allowed just 15 hits in 30.2 innings ... Limited CAL hitters to an average of .149 ... Made five (5) postseason relief appearances, tops on the staff ... Had a 4.50 playoff ERA, allowing three (3) hits and two (2) earned runs in 4.0 combined innings.

2009

Opened the season in extended spring training ... Did not make his first appearance until 6/21 ... Threw three (3) scoreless innings in the Arizona Rookie League and was quickly promoted to Augusta where he made his South Atlantic League debut on 6/26 ... Did not allow an earned run over his first 13 appearances, spanning a total of 18 innings ... Struck out 45 while allowing just 19 hits in 32.1 innings ... Had a 3-0 record and a 0.00 ERA in 10 home appearances ... Pitched for 2011 Flying Squirrels' manager Dave Machemer ... Held SAL hitters to a .170 average.

2008

Began his professional career in the Arizona Rookie League, making eight (8) appearances for the AZL Giants ... Also made one (1) appearance with Salem-Keizer (SS-A) ... Made one postseason appearance for the Volcanoes and took the loss in a NWLCS-deciding game four while allowing an unearned run in the 9th inning to the Spokane Indians.

Personal & Miscellaneous

Pitched one season at Louisiana State University ... Pitched in the Tigers' weekend rotation in 2008 and finished in the Top 10 in several SEC categories, including games started (No. 1 - 18), wins (No. 2 - 9), innings pitched (No. 4 - 96.0), strikeouts (No. 7 - 85), and opponent batting average (No. 8 - .264) ... Recovered from Tommy John surgery in 2005 to have a successful career at Skagit College (2006-07) and at LSU (2008) ... Won Washington Mr. Baseball Award after his senior season in high school ... Winner of the sportsmanship award in high school ... Attended Lake Stevens (WA) High School ... Parents are Dale and Cindy Verdugo ... Has one younger sister, Emma ... Friends and teammates call him "Doogie" ... Interests include listening to music and watching movies ... Favorite athletes are Ken Griffey Jr. and Nolan Ryan ... Was originally drafted in the 43rd round of the 2005 June draft by the Philadelphia Phillies, but did not sign ... Drafted twice by the Giants, first in the 47th round in 2007 (did not sign), and again in the 9th round of the 2008 June draft (signed).

VERDUGO'S CAREER HIGHS

IP (Starter):	3.0	7/23/10 vs. HD
IP (Reliever):	3.1	9/4/09 vs. ROM
Hits:	4	8/26/09 vs. SAV
BB:	4 (x2)	last, 8/30/10 vs. STK
SO:	6 (x2)	last 7/15/09 vs. WV

VERDUGO'S CAREER PITCHING STATISTICS

Year	Team	League	ORG	W	L	PCT	ERA	G	GS	CG	SHO	SV	SVO	IP	H	R	ER	HR	HB	BB	SO	WP	AVG
2008	AZL Giants	AZL	SF	1	0	1.000	2.08	8	0	0	0	2	2	13.0	9	3	3	0	0	6	19	2	.200
2008	Salem-Keizer	NOR	SF	0	0	.000	4.50	1	0	0	0	0	0	2.0	1	1	1	0	1	3	0	.167	
2009	AZL Giants	AZL	SF	0	0	1.000	0.00	2	0	0	0	0	0	3.0	0	0	0	0	1	0	6	0	.000
2009	Augusta	SAL	SF	4	0	1.000	1.39	21	0	0	0	0	0	32.1	19	6	5	0	1	19	45	4	.170
2010	Augusta	SAL	SF	4	1	.800	2.25	22	0	0	0	1	1	32.0	26	8	8	0	0	14	50	3	.226
2010	San Jose	CAL	SF	4	0	1.000	1.47	22	1	0	0	0	1	30.2	15	5	5	3	0	19	44	3	.149
	Minor League Totals			13	1	.929	1.75	76	1	0	0	3	4	113.0	70	23	22	4	2	59	167	12	.180

Organization

2011 Flying Squirrels

2010s In Review

History & Records

Eastern League

SF Giants

General Info



2011 FLYING SQUIRRELS

Organization

2011 Flying Squirrels

2010: In Review

History & Records

Eastern League

SF Giants

General Info



Craig Westcott

RHP

Height/Weight: 6-4/225
Bats/Throws: L/R
Born: March 1, 1986 in Chalmette, LA
Resides: Chalmette, LA
Acquired: Selected by Giants in the 30th Round 2009 June Draft

The 25-year old made a splash in his 2nd professional season, claiming San Jose (A+) Pitcher of the Month honors in both April and June. He started for the California League in the California-Carolina League All-Star Game before being promoted to Richmond where he finished the year as a member of the starting rotation. All indications are that he will return to Richmond where he should be at or near the front of the Flying Squirrels' rotation at the beginning of the year.

2010

Opened the season with San Jose, making 13 starts in the first half of the season and posting a 6-0 record and 1.83 ERA ... Named San Jose's Pitcher of the Month in both April and June ... Named to the California League mid-season All-Star team and tabbed to start the California-Carolina League All-Star Game at BB&T Coastal Field in Myrtle Beach, SC ... Struck out the side in the 1st inning of All-Star Game ... Held right-handed hitters to a .197 (28-142) average ... Made one (1) start for San Jose following the All-Star break before being promoted to Richmond ... Made 13 starts for the Flying Squirrels, including his first against Erie on 7/2 ... Final outing of the season was his finest, tossing 6.2 scoreless innings and allowing just two (2) hits to Bowie on 9/5 ... Notched a 2B and knocked in run on 7/12 @ Altoona ... Suffered first career loss on 7/7 @ Harrisburg.

2009

Began his professional career in the Arizona Rookie League ... Made seven (7) relief appearances for the AZL Giants, picking up four (4) wins in the process ... Finished the season with three (3) starts with Salem-Keizer (SS-A) in the Northwest League ... Named Northwest League Pitcher of the Week 8/17-8/23 ... Made a lone start for S-K in the postseason and won game three of the NWLCS, firing seven (7) scoreless innings and allowing just three (3) hits as the Volcanoes took a two-games-to-one lead in a series they eventually won in four games ... Finished the year with an unblemished 8-0 record including his playoff win.

Personal & Miscellaneous

Attended Belhaven (MS) College ... Holds the Belhaven single-season records for most strikeouts (124) and shutouts (5), which he set in 2009 ... Threw two (2) no-hitters in 2009 ... Offensively, led the team with a .353 batting average and .618 slugging percentage and was 2nd on the team in HRs (11) ... Awarded the 2009 Cellular South Ferriss Trophy as Mississippi's top collegiate baseball player as voted on by Major League scouts, coaches and media members ... NAIA Second Team All-American in 2009 ... Selected as 2009 GCAC Pitcher of the Year ... Was selected by the Giants in the 30th round of the 2009 June draft.



Flying Squirrels' Debut
7/2/10 vs. Erie

WESTCOTT'S CAREER HIGHS

IP (Starter): 7.0 (x2) last, 7/18/10 vs. BOW
IP (Reliever): 3.0 last, 7/11/09 vs. CUB
Hits: 9 (x2) last, 8/15/10 vs. POR
BB: 4 (x3) last, 9/5/10 vs. BOW
SO: 9 last, 7/18/10 vs. BOW

WESTCOTT'S CAREER PITCHING STATISTICS

Year	Team	League	ORG	W	L	PCT	ERA	G	GS	CG	SHO	SV	SVO	IP	H	R	ER	HR	BB	SO	WP	AVG
2009	AZL Giants	AZL	SF	4	0	1.000	0.69	7	0	0	0	0	0	13.0	4	2	1	0	3	21	3	.098
2009	Salem-Keizer	NOR	SF	3	0	1.000	3.26	7	7	0	0	0	0	30.1	28	11	11	1	4	9	42	4 .241
2010	San Jose	CAL	SF	6	0	1.000	1.83	13	13	0	0	0	0	68.2	63	19	14	3	2	32	53	5 .242
2010	Richmond	EAS	SF	3	3	.500	5.13	13	13	0	0	0	0	66.2	76	42	38	9	3	28	48	4 .284
Minor League Totals				16	3	.842	3.22	40	33	0	0	0	0	178.2	171	74	64	13	9	72	164	16 .250

2011 FLYING SQUIRRELS



Craig Whitaker

RHP

Height/Weight: 6-4/210
Bats/Throws: R/R
Born: November 19, 1984 in Lufkin, TX
Resides: Lufkin, TX
Acquired: Selected by Giants in 1st-S Round 2003 June Draft

The 26-year old will open his 9th professional season in 2011, having spent his entire career in the Giants' system. Originally a supplemental 1st round pick in the 2003 draft, he opened the 2010 season with the Flying Squirrels before ultimately finishing it with Fresno (AAA). The road he took there was not the traditional route however, having made stops in Augusta (A) and San Jose (A+) along the way. Now a side-arming right-hander, Whitaker pitched well with Fresno at the tail-end of the season, and will be a candidate for either the Grizzlies' or Squirrels' bullpen on opening day.

2010

Received a non-roster invitation to Major League spring training for the first time in his career (8th season) ... Opened the season with Richmond and made 19 relief appearances ... Demoted to Augusta (A) on 6/17 ... Made seven (7) appearances with San Jose (A+) on 7/7 ... Made seven (7) appearances with San Jose before being promoted to Fresno (AAA) on 7/24 ... Promotion to Triple-A was the first of his career ... Made 14 appearances, including one (1) start, going 0-1 with a 2.49 ERA ... Over four (4) stops in the system, he allowed a combined average of just .230

2009

Split the year between San Jose and Connecticut (AA), going a combined 1-1 with a 3.45 ERA ... Made three (3) postseason appearances for the Defenders, tossing 1.2 scoreless innings.

2008

Spent entire season with San Jose, highlighted by month of May when he tallied a 1.46 ERA (2 ER, 12.1 IP).

Personal & Miscellaneous

Was primarily a starter at the beginning of his career, making 16 of his first 18 appearances as a starter ... Converted to the bullpen in 2005, but went back to starting in 2006 ... NWL All-Star in 2004 ... Graduated from Lufkin (TX) High School ... Selected by the Giants out of high school with the 34th overall selection (1st-S) in the 2003 June draft.



Flying Squirrels' Debut
4/12/10 @ Altoona

WHITAKER'S CAREER HIGHS

IP (Starter): 6.0 6/29/06 vs. EVE
IP (Reliever): 4.0 (x3) last, 4/12/09 vs. STK
Hits: 7 4/12/05 vs. GRE
BB: 6 4/24/05 vs. SAV
SO: 8 6/29/06 vs. EVE

WHITAKER'S CAREER PITCHING STATISTICS

Year	Team	League	ORG	W	L	PCT	ERA	G	GS	CG	SHO	SV	SVO	IP	H	R	ER	HR	HB	BB	SO	WP	AVG
2003	AZL Giants	SF	SF	0	1	.000	1.69	3	1	0	0	0	0	5.1	2	2	1	0	1	4	8	1	.105
2004	Salem-Keizer	NOR	SF	4	2	.667	3.44	15	15	0	0	0	0	70.2	58	33	27	4	6	43	77	14	.234
2005	Augusta	SAL	SF	3	4	.429	4.66	29	6	0	0	5	6	58.0	54	36	30	3	7	39	72	8	.245
2006	San Jose	CAL	SF	0	0	.000	4.50	1	1	0	0	0	0	2.0	2	1	1	0	0	1	1	1	.250
2006	Salem-Keizer	NOR	SF	2	1	.667	3.86	4	4	0	0	0	0	18.2	13	9	8	1	1	13	15	0	.100
2007	AZL Giants	AZL	SF	0	0	.000	6.00	2	0	0	0	0	0	3.0	1	2	2	0	0	3	3	0	.200
2007	Augusta	SAL	SF	0	0	.000	7.08	13	0	0	0	1	1	20.1	24	18	16	1	2	12	17	9	.286
2007	Connecticut	EAS	SF	0	0	.000	36.00	1	0	0	0	0	0	1.0	1	4	4	0	0	3	1	1	.250
2008	San Jose	CAL	SF	2	3	.400	4.88	42	0	0	0	1	1	59.0	46	40	32	6	7	46	59	19	.213
2009	San Jose	CAL	SF	1	1	.500	3.89	26	0	0	0	0	0	41.2	25	19	18	0	8	30	33	9	.179
2009	Connecticut	EAS	SF	0	0	.000	2.30	10	1	0	0	0	0	15.2	10	4	4	1	2	12	15	1	.185
2010	Richmond	EAS	SF	1	0	1.000	4.97	19	0	0	0	1	1	25.1	22	16	14	4	3	16	21	3	.234
2010	Augusta	SAL	SF	0	0	.000	2.61	7	0	0	0	0	0	10.1	9	4	3	0	2	7	18	1	.237
2010	San Jose	CAL	SF	1	0	1.000	1.86	7	0	0	0	0	0	9.2	8	2	2	0	1	6	19	1	.229
2010	Fresno	PCL	SF	0	1	.000	2.49	14	1	0	0	0	0	21.2	17	6	6	0	3	16	19	1	.221
Minor League Totals				14	13	.519	4.17	193	29	0	0	8	9	362.1	292	196	168	20	43	251	368	70	.223

Organization

2011 Flying Squirrels

2010s In Review

History & Records

Eastern League

SF Giants

General Info



2011 FLYING SQUIRRELS

Organization

2011 Flying Squirrels

History & Records 2010: In Review

Eastern League

SF Giants

General Info



Ben Wilshire

RHP

Height/Weight: 6-4/200
Bats/Throws: R/R
Born: March 25, 1985 in Memphis, TN
Resides: Fairview, TN
Acquired: Selected by Giants in 40th Round 2007 June Draft

Wilshire will be 26 years old on opening day 2011, but is really just getting his professional career on track. Drafted in 2007, he endured Tommy John surgery that sidelined him for the entire 2008 season and only allowed him to make 20 appearances in the Arizona Rookie League in 2009. Finally healthy in 2010, he posted a solid year after making the jump all the way to the California League with San Jose. If all goes well, he may join the Flying Squirrels' bullpen at some point during the 2011 season.

2010

Having never pitched above the short-season level, he made the jump to the California League and spent the entire season with San Jose (A+) ... Made a career-high 34 appearances and logged a career-high 58.2 innings ... Enjoyed his finest month of the season in July when he pitched to a 2.38 ERA in six (6) appearances ... CAL batters hit .273 (60-220) against him ... Made two (2) postseason appearances for the Giants.

2009

Returned to mound in the Arizona Rookie League on 6/21, marking his first outing since 9/5/07, after undergoing Tommy John surgery ... Made 20 appearances and limited Arizona Rookie League hitters to a .174 average (15-86) ... Notched 25 strikeouts in 25.1 innings.

2008

DID NOT PITCH - INJURED ... Underwent Tommy John surgery.

2007

Made professional debut in the Arizona Rookie League, making 13 appearances for the AZL Giants ... Made two (2) appearances for Salem-Keizer at the end of the year tossing 3.1 scoreless innings ...

Personal & Miscellaneous

Attended Columbia State (Columbia, TN) Community College and Austin Peay State (Clarksville, TN) University ... Selected by the Giants in the 40th round of the 2007 June draft ... Full name is Richard Benjamin Wilshire, but he goes by Ben.

WILSHIRE'S CAREER HIGHS

IP (Starter): Has Never Started
IP (Reliever): 3.1 4/26/10 vs. STK
Hits: 5 8/25/10 vs. VIS
BB: 4 (x2) last, 8/21/10 vs. STK
SO: 4 (x2) last, 8/17/10 vs. BAK

WILSHIRE'S CAREER PITCHING STATISTICS

Year	Team	League	ORG	W	L	PCT	ERA	G	GS	CG	SHO	SV	SVO	IP	H	R	ER	HR	HB	BB	SO	WP	AVG
2007	AZL Giants	AZL	SF	0	1	.000	2.51	13	0	0	0	4	4	14.1	15	5	4	0	1	7	15	0	.268
2007	Salem-Keizer	NOR	SF	0	0	.000	0.00	2	0	0	0	0	0	3.1	2	0	0	0	0	2	2	0	.182
2008	INJURED - DNP		SF	0	0	.000	0.00	0	0	0	0	0	0	0.0	0	0	0	0	0	0	0	0	.000
2009	AZL Giants	AZL	SF	2	0	1.000	2.13	20	0	0	0	2	2	25.1	15	6	6	1	1	9	25	3	.174
2010	San Jose Giants	CAL	SF	1	0	1.000	4.60	34	0	0	0	1	3	58.2	60	33	30	3	1	24	47	8	.273
	Minor League Totals			3	1	.750	3.54	69	0	0	0	7	9	101.2	92	44	40	4	3	42	89	11	.247

2011 FLYING SQUIRRELS



Kyle Woodruff

RHP

Height/Weight: 6-6/230
Bats/Throws: R/R
Born: May 2, 1986 in Santa Cruz, CA
Resides: San Jose, CA
Acquired: Selected by Giants in 27th Round 2008 June Draft

The Giants tested the 24-year old at Advanced-A San Jose in 2010, and the big righty responded with the finest season of his three-year career. He opened the season in the bullpen, but was converted into a starter for the last month and a half of the season and made eight (8) impressive starts. He added two more playoff starts and a win in San Jose's run to the California League title. He is still raw as a starter, but could contend for a starting rotation spot with the Squirrels if San Francisco continues to utilize him in that role.

2010

Spent his 3rd professional season entirely with San Jose (A+) ... Opened the year in the bullpen, making his first 16 appearances of the season in relief ... Made first start of his career on 7/21 against the Stockton Ports ... Made eight (8) of his final nine (9) regular season appearances as a starter ... Was 1-1 with an ERA of 2.70 in 17 relief outings and 2-2 with a 3.32 ERA in his eight (8) starts ... Held CAL batters to an average of .237 (75-317) ... Made two (2) starts in the playoffs, going 1-0 with a 2.70 ERA (10.0 IP/3 ER) ... Was the winning pitcher in game three of the CAL Division Series as San Jose polished off Modesto in three games.

2009

Worked out of the Augusta (A) bullpen during his first full-season ... Made 22 appearances, compiling a record of 3-2 with an ERA of 4.46 ... Did not make first appearance of the season until 5/22 ... Was 1-2 with a 1.20 ERA in nine (9) appearances on the road but carried a 6.26 ERA at home despite a 2-0 record there ... Left-handed batters hit .327 (18-55) against him.

2008

Opened his professional career with 17 appearances in the Arizona Rookie League ... Recorded 28 strikeouts in 29 innings of work, not factoring in any decisions but registering an ERA of 1.55.

Personal & Miscellaneous

Rated as the #31 prospect in the Giants' system entering the 2011 season by sfdugout.com ... Selected by the Giants in the 27th round of the 2008 June draft.

WOODRUFF'S CAREER HIGHS

IP (Starter): 7.0 8/1/10 vs. IE
IP (Reliever): 6.0 8/13/10 vs. MOD
Hits: 8 8/29/10 vs. STK
BB: 6 8/24/10 vs. VIS
SO: 4 (x2) last, 8/7/10 vs. BAK

WOODRUFF'S CAREER PITCHING STATISTICS

Year	Team	League	ORG	W	L	PCT	ERA	G	CS	CG	SHO	SV	SVO	IP	H	R	ER	HR	HB	BB	SO	WP	AVG
2008	AZL Giants	AZL	SF	0	0	.000	1.55	17	0	0	0	0	1	29.0	28	12	5	0	1	8	28	1	.246
2009	Augusta	SAL	SF	3	2	.600	4.46	22	0	0	0	1	1	42.1	48	25	21	1	1	13	29	4	.287
2010	San Jose	CAL	SF	3	3	.500	3.02	25	8	0	0	1	1	83.1	75	35	28	8	1	23	57	4	.237
Minor League Totals				6	5	.545	3.14	64	8	0	0	2	3	154.2	151	72	54	9	3	44	114	9	.253

Organization

2011 Flying Squirrels

2010: In Review

History & Records

Eastern League

SF Giants

General Info



2010: IN REVIEW





INAUGURAL SEASON



Season in Review

By: Anthony Oppermann

Organization

2011 Flying Squirrels

2010: In Review

History & Records

Eastern League

SF Grants

General Info

Following a whirlwind offseason in which the Connecticut Defenders left Norwich, Conn. and relocated to Richmond, the newly-minted Flying Squirrels took to the field for the first time on April 8, 2010 against the Bowie Baysox at Prince George's Stadium in Bowie, Md. The Flying Squirrels baseball history officially began at 7:07 PM as Richmond centerfielder Darren Ford took a ball from Bowie left-hander Zach Britton. While the club began its first-ever season on April 8th, it had to wait until the next day to conclude its inaugural game as the contest was suspended due to rain in the top of the fifth inning with Richmond trailing Bowie 1-0. Despite scoring a pair of runs after the game resumed, the Flying Squirrels lost their inaugural contest 6-4. The club wouldn't have to wait long to secure its first win as following the completion of the suspended opener, left-hander Clayton Tanner allowed just two hits over 5 1/3 scoreless innings and Richmond shutout Bowie 2-0 in a shortened seven-inning affair.

The Flying Squirrels victory in game two of the Bowie series would be the team's only win on its seven-game, season-opening road trip. Richmond returned to The Diamond in the early hours of the morning on April 15th with a 1-6 record after being swept by the Altoona Curve in a three-game series at Blair County Ballpark.

The club got a huge lift in its first-ever home game as a capacity crowd of 9,560 fans packed The Diamond to celebrate the return of minor league baseball to Richmond. Right-hander Daryl Maday also provided a boost, firing 5 2/3 scoreless innings. He combined with three Richmond relievers on a four-hit shutout as the Flying Squirrels topped the Reading Phillies 3-0. Second baseman Nick Noonan stroked a two-out, RBI double in the bottom of the second inning and catcher Jackson Williams and third baseman Conor Gillaspie each smacked solo homeruns to supply the Flying Squirrels' offense.

Maday paced a Flying Squirrels pitching staff that dominated opposing hitters in April. Richmond pitchers posted a 2.39 ERA in 21 April contests and held the opposition to a .217 average against – both tops in the Eastern League. Maday finished the month 3-0 with a 1.11 ERA in four starts and four of Richmond's five starting pitchers (Maday, Tanner, Mike MacDonald, and David Mixon) posted ERAs under 3.00. While the club hit just .244 as a group in April, veteran outfielder Clay Timpner roared out of the gates, batting .405 (15x37) in 17 April contests. Williams also had an impressive start to the season, opening the year with an 11-game hitting streak while batting .419 (14x34).

The Flying Squirrels carried the momentum from their home-opening win through the remainder of April and into May. After the 1-6 start, Richmond would go 21-7 over its next 28 games to reach a season-best mark of 22-13, nine games over .500, on May 14th with a 7-1 win over Altoona. At that point, the Flying Squirrels owned a 1 1/2 game lead in the Western Division and appeared destined to contend for a playoff spot. However, after going 10-4 through the first 14 games in May, Richmond went just 5-11 over the final 16 games to finish the season's second month 15-15 and 27-24 overall. Timpner, who was in the midst of a 13-game hitting streak, landed on the Disabled List for a week with a groin strain. Following the injury, the 27-year-old hit just .245 (93x380) the remainder of the season. Injuries began to become a theme for the Flying Squirrels in May as MacDonald and Tanner as well as Noonan, first basemen Andy D'Alessio and Michael Ambort, and super utility man Skyler Stromsmoe all ended up on the Disabled List during the month. Even though the staff ERA ballooned to 3.93 in May, Maday continued to pitch effectively, winning seven of his first nine starts before dropping his first decision May 28th against Bowie.

June would prove to be the Flying Squirrels worst month as a previously steady pitching staff began to struggle. Richmond allowed 10-plus runs three times in 28 games in June after giving up 10 or more games just twice through its first 51 games. The club's staff ERA rose to 4.23 for the month as the Flying Squirrels endured a pair of five-game losing streaks en route to a 10-18 record in June. Right-hander Rafael Cova remained a bright spot out of the Richmond bullpen, however. The 28-year-old finished the first three months of the season converting 14 out of 15 saves, including 10 straight to begin the year, while posting a 1.23 ERA in 26 games.

While the pitching suffered through a difficult month, Richmond's offense began to heat up, hitting a season-high 20 homeruns in June. Neal led the surge at the plate, hitting a season-best .347 (34x98) in June. The 23-year-old



2010: IN REVIEW

Organization

2011 Flying Squirrels

2010: In Review

History & Records

Eastern League

SF Giants

General Info

2010 Season in Review (cont.)

capped his month by blasting three homeruns in a 6-3, 11-inning, win over the Erie SeaWolves on June 26th at Jerry Uht Park. After hitting .259 (52x201) through the first two months of the season, Neal would go on to hit .312 (101x324) the remainder of the year.

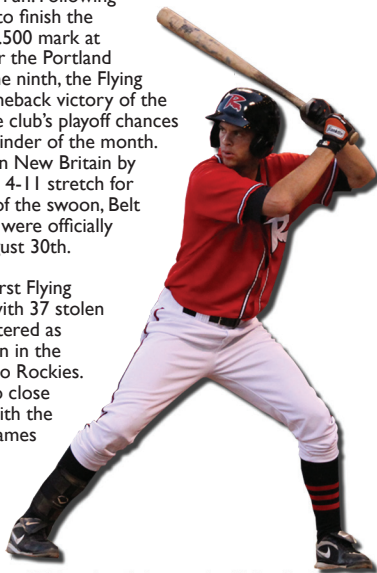
In need of a spark, the Flying Squirrels welcomed one of the stories of the season into fold July 2nd. First baseman Brandon Belt, who was selected by the San Francisco in the fifth round of the 2009 First-Year Player Draft out of the University of Texas, was dominating Advanced-A San Jose in his first season playing professional baseball. A California League All-Star, Belt hit .383 with 10 homeruns and 62 RBIs in 77 games with the Giants. At the time of his promotion to Richmond, he led all of minor league baseball in batting average and on-base percentage (.492). After going 0-for-3 in his first contest with the Flying Squirrels against Erie on July 3rd, Belt erupted. In front of a capacity Fourth of July crowd, the 22-year-old went 4-for-5 with a homerun, RBI and two runs scored. It was the start of a 13-game hit streak for Belt over which he hit .442 (23x52) with five homeruns and nine RBIs. Gillaspie also had an exceptional month offensively, batting a season-best .410 (34x83) in 27 games during the month. Combined with Neal, who hit .292, the Flying Squirrels offense batted a season-high .263 in July.

Staff ace Daryl Maday was promoted to Triple-A Fresno on July 3rd, and the club was in need of someone to fill the void after the right-hander went 8-5 with a 2.34 ERA in 16 starts. An unlikely candidate stepped up and assumed the role. Veteran right-hander Felix Romero, who turned 30 in June, had spent the majority of his pro career pitching almost exclusively in relief. Originally a product of the Toronto Blue Jays farm system, Romero had made only five starts in 331 appearances over nine seasons with the Blue Jays, Boston Red Sox, and Baltimore Orioles organizations. After moving to the rotation at the end of June, the Dominican hit his stride in July going 2-0 with a 2.23 ERA in five starts. He held opposing hitters to a .217 batting average while striking out 24 batters and walking only two in 32 1/3 innings. Left-hander Jake Stevens and right-hander Ronnie Ray were each stellar in relief. Stevens went 1-1 with a 1.38 ERA in 10 appearances while Ray was 1-0 with a 0.61 ERA in 13 outings.

Maday, Cova, Neal, and shortstop Brandon Crawford were selected as Eastern League All-Stars; however, Maday was unable to participate due to his promotion and Crawford had to sit out the game due to injury. Tanner was selected in Maday's place, but was held out of the game by the Giants. He was replaced by Stevens, who appeared in the game in Harrisburg along with Neal as the Western Division All-Stars topped the Eastern Division 10-3.

After falling to a then season-worst mark of eight games under .500 at 42-50 after a loss to Bowie on July 16th, the Flying Squirrels began to make a run. Following the defeat, Richmond went 10-5 over their final 15 games in July to finish the month 16-13. The club started August going 7-5 and reached the .500 mark at 60-60 on August 15th following a 5-4 come-from-behind win over the Portland Sea Dogs at The Diamond. Down 4-0 going into the bottom of the ninth, the Flying Squirrels scored five runs in the inning matching their largest comeback victory of the season. While both the team and fans were enthusiastic about the club's playoff chances following the win, Richmond's postseason dreams faded the remainder of the month. The Flying Squirrels began a six-game road trip by getting swept in New Britain by a Rock Cats' club that lost 98 games in 2010. It was the start of a 4-11 stretch for the team to finish August 11-16 and 64-71 overall. In the middle of the swoon, Belt was promoted to Fresno on August 25th and the Flying Squirrels were officially eliminated from playoff contention following a loss at Erie on August 30th.

Darren Ford made history on September 1st as he became the first Flying Squirrel to be called up to the Major Leagues. After hitting .251 with 37 stolen bases in 113 games with Richmond, the 25-year-old speedster entered as a pinch runner that same day, and he scored the game-winning run in the bottom of the eighth inning in a 2-1 Giants win over the Colorado Rockies. Meanwhile, Ford's former teammates played the role of spoiler to close out the 2010 campaign. Needing just one win to force a playoff with the Harrisburg Senators, the Bowie Baysox dropped the final three games of the season in Richmond, all one-run losses. Fittingly, Cova, the Eastern League saves leader, closed out the regular season finale on September 6th by working a perfect ninth inning for his 23rd save, eliminating Bowie. The Flying Squirrels finished the season 68-73 and in 5th place in the Western Division, 13 1/2 games behind the Altoona Curve. Even with a losing record overall, the club fed off of the energy at The Diamond, going 37-33 at home as the Flying Squirrels led the league in total (463,842) and average (6,626) attendance.



1B Brandon Belt gave the Flying Squirrels a much needed boost when he was promoted to Richmond on July 2nd

2010: IN REVIEW



Eastern League Final 2010 Standings

WESTERN DIVISION

TEAM	W	L	PCT	GB	HOME	AWAY	DIV
Altoona Curve #	82	60	.577	-	41-30	41-30	54-38
Harrisburg Senators @	77	65	.542	5.0	38-32	39-33	26-37
Bowie Baysox	75	67	.528	7.0	40-31	35-36	49-45
Akron Aeros	71	71	.500	11.0	37-34	34-37	37-37
Richmond Flying Squirrels	68	73	.482	13.5	37-33	31-40	39-46
Erie SeaWolves	66	76	.465	16.0	36-35	30-41	42-44

- Division Winner @ - Wild Card Entrant

EASTERN DIVISION

TEAM	W	L	PCT	GB	HOME	AWAY	DIV
Trenton Thunder #	83	59	.585	-	47-24	36-35	42-34
N. Hampshire Fisher Cats @	79	62	.560	3.5	39-32	40-30	58-44
Portland Sea Dogs	70	71	.496	12.5	35-35	35-36	53-44
Reading Phillies	69	72	.489	13.5	38-34	31-38	31-26
Binghamton Mets	66	76	.465	17.0	34-37	32-39	34-40
New Britain Rock Cats	44	98	.310	39.0	23-48	21-50	28-58

- Division Winner @ - Wild Card Entrant

Composite Club Standings

Trenton	83	59	.585	-
Altoona	82	60	.577	1.0
N. Hampshire	79	62	.560	3.5
Harrisburg	77	65	.542	6.0
Bowie	75	67	.528	8.0
Akron	71	71	.500	12.0
Portland	70	71	.496	12.5
Reading	69	72	.489	13.5
Richmond	68	73	.482	14.5
Binghamton	66	76	.465	17.0
Erie	66	76	.465	17.0
N. Britain	44	98	.310	39.0

Although the Altoona Curve (Pittsburgh Pirates) bested the Trenton Thunder (New York Yankees) in the ELCS for the EL title, Trenton had a one-game edge during the regular season and boasted the best overall record (83-59).



2010 EL Playoff Results

The Altoona Curve overtook the Flying Squirrels in May for first place in the Western Division and never looked back, claiming the division by five games. Their opponent wasn't determined until the final series of the season, when Richmond took three of four games from the Bowie Baysox, eliminating Bowie from wild-card contention and pitting the Harrisburg Senators against Altoona.

In the Eastern Division, the Trenton Thunder and New Hampshire Fisher Cats salted away spots in the postseason with ease, as the Portland Sea Dogs faded to a distant 3rd place finish. The only question near the end of the season was who would be division champion, an honor that went to the Thunder.

Altoona Defeats Harrisburg, 3-1 (Western Divisional Series)

Trenton Defeats N. Hampshire, 3-0 (Eastern Divisional Series)

Altoona Defeats Trenton, 3-1 (Eastern League Championship Series)

The Curve claimed the first Eastern League Championship in franchise history, although the celebration was short-lived for manager Matt Walbeck, who was fired by the Pittsburgh Pirates shortly after the season.



Organization

2011 Flying Squirrels

2010: In Review

History & Records

Eastern League

SF Giants

General Info



2010: IN REVIEW

Organization

2011 Flying Squirrels

2010: In Review

History & Records

Eastern League

SF Giants

General Info

2010 Eastern League Awards

- Eastern League Most Valuable Player** Brandon Laird, Trenton
- Eastern League Rookie of the Year** Brandon Laird, Trenton
- Eastern League Pitcher of the Year** Kyle Drabek, New Hampshire
- Eastern League Playoffs Most Valuable Player** Justin Wilson, Altoona
- Eastern League Manager of the Year** Matt Walbeck, Altoona

Eastern League 2010 Postseason All-Star Team

- | | |
|------------------------------------|--|
| RHP Kyle Drabek, NH | SS Danny Espinosa, HAR |
| LHP Rudy Owens, ALT | DH Joel Guzman, BOW |
| RP Rafael Cova, RIC | OF Ben Revere, NBR |
| C Hector Gimenez, ALT | OF Darin Mastroianni, NHM |
| 1B Matt Rizzotti, REA | OF Eric Thames, NHM |
| 2B Ryan Adams, BOW | UTIL Ray Chang, POR |
| 3B Brandon Laird, TRN | |

Eastern League 2010 Mid-Season All-Stars

Pitchers: Adam Carr - Harrisburg; Brooks Brown - Erie; Bryce Stowell - Akron; **Clayton Tanner - Richmond**; DJ. Mitchell - Trenton; **Daryl Maday - Richmond**; David Phelps - Trenton; Deolis Guerra - New Britain; Derek Hankins - Altoona; Drew Naylor - Reading; **Jake Stevens - Richmond**; Jason Rice - Portland; Josh Schmidt - Trenton; Josh Stinson - Binghamton; Kyle Drabek - New Hampshire; Kyle Gibson - New Britain; Lance Pendleton - Trenton; Michael Schwimer - Reading; Paolo Espino - Akron; Pedro Beato - Bowie; **Rafael Cova - Richmond**; Rafael Martin - Harrisburg; Rudy Owens - Altoona; Stephen Fife - Portland; Tom Milone - Harrisburg; Trystan Magnuson - New Hampshire; Vance Worley - Reading; Zach Simons - Erie;

Catchers: Austin Romine - Trenton; Brian Jeroloman - New Hampshire; Hector Gimenez - Altoona; Jhonatan Solano - Harrisburg; Mike Nickeas - Binghamton

1B: Chris Marrero - Harrisburg; Joel Guzman - Bowie; Kevin Mahar - Reading; Matt Hague - Altoona; Matt Rizzotti - Reading; Nick Evans - Binghamton

2B: Josh Harrison - Altoona; Michael Martinez - Harrisburg; Nate Spears - Portland

3B: Brandon Laird - Trenton; Lonnie Chisenhall - Akron; Ray Chang - Portland; Shawn Bowman - New Hampshire; Tagg Bozied - Reading

SS: **Brandon Crawford - Richmond**; Chase D'Arnaud - Altoona; Danny Espinosa - Harrisburg; Freddy Galvis - Reading; Luis Hernandez - Binghamton

OF: Adam Loewen - New Hampshire; Andy Dirks - Erie; Ben Revere - New Britain; Darin Mastroianni - New Hampshire; Eric Thames - New Hampshire; John Drennen - Akron; Kirk Nieuwenhuis - Binghamton; **Thomas Neal - Richmond**; Tyler Henson - Bowie

Eastern League 2010 Weekly Award Winners

Batters

- April 8-19 Nick Evans, BNG
- April 19-26 Paco Figueroa, BOW
- April 26-May 3 Wilkin Ramirez, ERI
- May 3-10 Darin Mastroianni, NH
- May 10-17 Adam Calderone, NH
- May 17-24 Ben Revere, NBR
- May 24 - June 1 Brandon Laird, TRN
- May 31-June 7 Shawn Bowman, NH
- June 7-14 Quintin Berry, REA
- June 14-21 Danny Espinosa, HAR
- June 21-28 Matt Rizzotti, REA
- June 28-July 6 Matt McBride, AKR
- July 5-12 Kirk Nieuwenhuis, BNG
- July 12-19 Jesus Valdez, HAR
- July 19-26 Joseph Mahoney, BOW
- July 26-August 2 Zach Lutz, BNG
- August 2-9 Anthony Rizzo, POR
- August 9-16 Rawley Bishop, ERI
- August 16-23 Tagg Bozied, REA
- August 23-30 Ryan Lavarney, POR
- August 30-September 6 Joe Benson, NBR

Pitchers

- April 8-19 Luis Perez, NH
- April 19-26 Phillippe Aumont, REA
- April 26-May 3 **Daryl Maday, RIC**
- May 3-10 **David Mixon, RIC**
- May 10-17 Jared Hughes, ALT
- May 17-24 Scott Barnes, AKR
- May 24 - June 1 Tim Alderson, ALT
- May 31-June 7 Hector Noesi, TRN
- June 7-14 Chuck James, HAR
- June 14-21 Brooks Brown, ERI
- June 21-28 Zachary Britton, BOW
- June 28-July 6 Kyle Drabek, NH
- July 5-12 Vance Worley, REA
- July 12-19 Jo-Jo Reyes, NH
- July 19-26 Lance Pendleton, TRN
- July 26-August 2 B.J. LaMura, NH
- August 2-9 Brooks Brown, ERI
- August 9-16 Justin Wilson, ALT
- August 16-23 Adam Warren, TRN
- August 23-30 Michael Cisno, REA
- August 30-September 6 Stephen Fife, POR

2010: IN REVIEW



Eastern League Final 2010 Team Batting Statistics

TEAM	AVG	G	AB	R	H	2B	3B	HR	RBI	HBP	BB	IBB	SO	SB	CS	SLG	OBP
Akron	.273	142	4784	682	1305	249	32	111	625	62	461	14	856	53	26	.408	.341
Binghamton	.268	142	4805	718	1288	312	19	150	668	64	470	11	1104	48	38	.435	.339
Altoona	.268	142	4835	688	1294	268	38	80	627	72	475	26	960	120	45	.388	.339
Portland	.265	141	4782	706	1267	288	29	112	656	77	554	12	931	103	39	.408	.347
Reading	.264	141	4695	671	1239	229	24	128	621	58	472	9	994	130	53	.405	.337
New Hampshire	.263	141	4772	723	1255	278	24	134	672	69	561	9	1020	129	44	.416	.346
Trenton	.259	142	4665	704	1208	256	39	106	660	53	511	13	981	107	46	.399	.337
Bowie	.256	142	4786	647	1223	251	20	126	599	75	457	17	1133	85	46	.395	.328
Richmond	.253	141	4764	547	1207	230	47	71	513	51	423	17	1035	87	46	.366	.318
Harrisburg	.251	142	4726	598	1188	222	35	121	561	54	398	11	948	86	48	.390	.314
Erie	.247	142	4747	630	1172	247	33	129	590	68	454	14	1175	124	56	.394	.320
New Britain	.246	142	4693	553	1156	226	33	86	503	64	409	10	961	94	51	.364	.313

Eastern League 2010 Batting Leaders

BATTING AVERAGE*		HITS		WALKS		OBP*	
(Min. 378 PA)						(Min. 378 PA)	
Tagg Bozied, REA	.315	Ryan Adams, BOW	158	Nate Spears, POR	84	Tagg Bozied, REA	.402
Hector Gimenez, ALT	.305	Darin Mastroianni, NH	158	Darin Mastroianni, NH	77	Darin Mastroianni, NH	.390
Ben Revere, NBR	.305	Josh Harrison, ALT	156	Che-Hsuan Lin, POR	72	Che-Hsuan Lin, POR	.386
Michael Spidale, REA	.303	Chris Marrero, HAR	154	Brian Jeroloman, NH	69	Ray Chang, POR	.384
Darin Mastroianni, NH	.301	Thomas Neal, RIC	153	Adam Loewen, NH	66	Hector Gimenez, ALT	.384

GAMES		DOUBLES		INTENTIONAL WALKS		SLG*	
						(Min. 378 PA)	
Chris Marrero, HAR	141	Ryan Adams, BOW	43	Hector Gimenez, ALT	7	Tagg Bozied, REA	.631
Jesús Valdez, HAR	139	Steve Singleton, NBR	43	Joel Guzman, BOW	6	Hector Gimenez, ALT	.533
Freddy Galvis, REA	138	Thomas Neal, RIC	40	Matt Hague, ALT	5	Nick Evans, BNG	.527
Steve Singleton, NBR	138	Luis Exposito, POR	39	Four Players Tied	4	Joe Benson, NBR	.527
Four Players Tied	136	Tyler Henson, BOW	37			Eric Thames, NH	.526

AT-BATS		TRIPLES		STRIKEOUTS		OPS*	
						(Min. 378 PA)	
Ryan Adams, BOW	530	Chase d'Arnaud, ALT	9	Brandon Waring, BOW	179	Tagg Bozied, REA	1.033
Chase d'Arnaud, ALT	530	Darren Ford, RIC	9	Tyler Henson, BOW	156	Hector Gimenez, ALT	.916
Jesús Valdez, HAR	527	Conor Gillaspie, RIC	8	Adam Loewen, NH	142	Eric Thames, NH	.896
Darin Mastroianni, NH	525	Three Players Tied	7	Miles Durham, ALT	139	Nick Evans, BNG	.893
Thomas Neal, RIC	525			Cale Iorg, ERI	139	Brandon Laird, TRN	.878

PLATE APPEARANCES		HOME RUNS		STOLEN BASES		EXTRA-BASE HITS	
Nate Spears, POR	620	Joel Guzman, BOW	33	Darin Mastroianni, NH	46	Ryan Adams, BOW	58
Darin Mastroianni, NH	617	Tagg Bozied, REA	27	Darren Ford, RIC	37	Eric Thames, NH	58
Chase d'Arnaud, ALT	607	Eric Thames, NH	27	Ben Revere, NBR	36	Tagg Bozied, REA	57
Ryan Adams, BOW	594	Joe Benson, NBR	23	Chase d'Arnaud, ALT	33	Brandon Waring, BOW	56
Two Players Tied	585	Brandon Laird, TRN	23	Michael Spidale, REA	31	Joel Guzman, BOW	55

RUNS		RBI		CAUGHT STEALING		HIT BY PITCH	
Nate Spears, POR	104	Eric Thames, NH	104	Darren Ford, RIC	15	Eric Thames, NH	18
Darin Mastroianni, NH	101	Joel Guzman, BOW	98	Ben Revere, NBR	13	Ryan Adams, BOW	12
Eric Thames, NH	95	Luis Exposito, POR	94	Che-Hsuan Lin, POR	12	Ray Chang, POR	12
Chase d'Arnaud, ALT	91	Tagg Bozied, REA	92	Michael Spidale, REA	11	Chase d'Arnaud, ALT	12
Matt Hague, ALT	90	Brandon Laird, TRN	90	Daniel Brewer, TRN	10	Daniel Figueroa, BOW	12

Organization

2011 Flying Squirrels

2010: In Review

History & Records

Eastern League

SF Giants

General Info



2010: IN REVIEW

Organization

2011 Flying Squirrels

2010: In Review

History & Records

Eastern League

SF Giants

General Info

Eastern League Final 2010 Team Pitching Statistics

TEAM	W-L	PCT	ERA	G	GS	CG	SHO	SV	IP	H	R	ER	HR	SAC	SF	HB	BB	IBB	SO	WP	BK
Harrisburg	77-65	.542	3.51	142	142	2	10	44	1252.0	1171	559	488	102	46	38	58	400	10	1108	72	10
Altoona	82-60	.577	3.55	142	142	1	7	47	1268.0	1158	560	500	99	50	41	65	399	4	1094	74	5
Trenton	83-59	.585	3.66	142	142	2	12	41	1240.0	1118	576	504	94	27	31	53	480	14	1125	82	6
Richmond	68-73	.482	3.71	141	141	2	11	43	1253.2	1227	586	517	92	64	38	48	456	19	915	70	6
Bowie	75-67	.528	3.97	142	142	0	6	37	1254.2	1266	643	554	121	33	41	64	457	15	937	81	3
Akron	71-71	.500	4.08	142	142	1	12	36	1229.2	1176	652	557	100	41	40	59	535	7	1118	95	6
New Hampshire	79-62	.560	4.23	141	141	4	10	40	1264.2	1174	663	595	121	25	37	66	539	12	1063	63	13
Erie	66-76	.465	4.42	142	142	6	6	34	1252.1	1261	701	615	139	39	40	62	445	32	980	57	10
Portland	70-71	.496	4.60	141	141	0	7	33	1239.1	1278	689	633	122	39	34	74	492	5	1007	82	11
Reading	69-72	.489	4.63	141	141	7	7	36	1224.1	1276	681	630	120	44	47	69	400	12	925	33	7
Binghamton	66-76	.465	4.99	142	142	4	8	31	1230.2	1282	753	682	122	43	58	90	542	21	970	83	6
New Britain	44-98	.310	5.17	142	142	4	3	26	1218.0	1415	804	700	122	31	54	59	500	12	856	73	2

Eastern League 2010 Pitching Leaders

WINS	COMPLETE GAMES	HITS	STRIKEOUTS
Kyle Drabek, NH	14 Brooks Brown, ERI	4 Tyler Robertson, NBR	181 Tom Milone, HAR
Five Pitchers Tied	12 Drew Naylor, REA	3 Yohan Flande, REA	178 Justin Wilson, ALT
	Five Pitchers Tied	2 Mike McCardell, NBR	178 Kyle Drabek, NH
		Thad Weber, ERI	176 Rudy Owens, ALT
		Drew Naylor, REA	173 Steve Johnson, BOW
			155
			134
			132
			132
			128
LOSSES	SHUTOUTS	RUNS	WHIP
			(Min. 1.00 IP)
Mike McCardell, NBR	13 Brooks Brown, ERI	2 Tyler Robertson, NBR	100 Rudy Owens, ALT
Tyler Robertson, NBR	13 Drew Naylor, REA	2 Aaron Thompson, HAR	96 Tom Milone, HAR
Aaron Thompson, HAR	13 Many Pitchers Tied	1 Mike McCardell, NBR	95 Lance Pendleton, TRN
Three Pitchers Tied	12	Jared Hughes, ALT	93 David Mixon, RIC
		Drew Naylor, REA	93
			0.98
			1.16
			1.16
			1.19
ERA	SAVES	EARNED RUNS	HOLDS
(Min. 1.00 IP)			
Rudy Owens, ALT	2.46 Rafael Cova, RIC	23 Mike McCardell, NBR	88 Wilkins Arias, TRN
Tom Milone, HAR	2.85 Daniel Moskos, ALT	21 Aaron Thompson, HAR	88 Matt German, REA
Kyle Drabek, NH	2.94 Danny Farquhar, NH	17 Tyler Robertson, NBR	87 Trystan Magnuson, NH
Justin Wilson, ALT	3.09 Ryan Pope, TRN	17 Drew Naylor, REA	86 Jake Stevens, RIC
Vance Worley, REA	3.20 Pedro Beato, BOW	16 Steve Johnson, BOW	82 Ronnie Ray, RIC
			10
GAMES	SAVE OPPORTUNITIES	HOME RUNS	AVERAGE ALLOWED
Roy Merritt, BNG	60 Rafael Cova, RIC	29 Steve Johnson, BOW	24 Kyle Drabek, NH
Wilkins Arias, TRN	57 Daniel Moskos, ALT	22 Mike McCardell, NBR	23 Lance Pendleton, TRN
Danny Farquhar, NH	53 Pedro Beato, BOW	20 Ryohei Tanaka, BOW	22 Justin Wilson, ALT
Sergio Escalona, REA	50 Ryan Pope, TRN	20 Ryne Miller, POR	20 Rudy Owens, ALT
Daniel Turpen, RIC/POR	49 Danny Farquhar, NH	19 Three Pitchers Tied	17 Kyle Weiland, POR
			.215
			.215
			.215
			.226
			.236
GAMES STARTED	INNINGS PITCHED	WALKS	
Duane Below, ERI	28 Thad Weber, ERI	167.2 Chorye Spooone, BOW	79
Steve Johnson, BOW	28 Drew Naylor, REA	167.0 Steve Johnson, BOW	78
Five Pitchers Tied	27 Kyle Drabek, NH	162.0 Justin Wilson, ALT	71
	Yohan Flande, REA	158.1 Kyle Drabek, NH	68
	Tom Milone, REA	158.0 Eddie Kunz, BNG	68

2010: IN REVIEW



Flying Squirrels' Final 2010 Batting Statistics

BATTERS	AVG	G	AB	R	H	2B	3B	HR	RBI	BB	IBB	SO	SB	CS	OBP	SLG	OPS	E
Ambort, Michael	.220	47	159	18	35	7	1	3	14	9	0	34	0	1	.265	.333	.598	3
Belt, Brandon	.337	46	175	26	59	11	6	9	40	22	1	34	2	1	.413	.623	1.036	1
Bond, Brock	.261	12	46	8	12	3	1	0	4	3	0	10	0	0	.320	.370	.690	0
Boyer, Brad	.232	48	155	24	36	6	2	2	23	25	0	34	3	2	.341	.335	.676	3
Ciriaco, Juan	.263	48	133	14	35	8	3	2	13	8	1	24	2	0	.299	.414	.712	5
Crawford, Brandon	.241	79	291	43	70	12	3	7	22	39	0	77	4	1	.337	.375	.712	10
D'Alessio, Andy	.277	19	65	9	18	5	1	2	10	8	1	15	0	0	.356	.477	.833	0
Ford, Darren	.251	113	463	64	116	20	9	5	40	39	0	106	37	15	.315	.365	.680	4
Gillaspie, Conor	.287	132	491	57	141	25	8	8	67	37	4	67	0	4	.335	.420	.754	17
Graham, Tyler	.125	2	8	0	1	0	0	0	0	0	0	4	1	0	.125	.125	.250	0
Kieschnick, Roger	.251	60	223	21	56	8	3	4	23	18	1	55	2	3	.305	.368	.673	0
Klimas, Matt	.333	2	3	0	1	0	0	0	1	1	0	1	0	0	.600	.333	.933	0
LaTorre, Tyler	.204	81	255	27	52	13	1	2	20	36	1	76	0	3	.306	.286	.592	7
Lormand, Ryan	.225	77	253	25	57	14	2	0	24	13	0	60	5	2	.267	.296	.563	12
Lowenstein, Aaron	.130	8	23	2	3	1	0	0	2	1	0	5	0	0	.167	.174	.341	0
Martinez-Esteve, Eddy	.000	6	12	0	0	0	0	0	0	2	0	4	0	0	.200	.000	.200	0
Neal, Thomas	.291	136	525	69	153	40	1	12	69	46	3	94	11	5	.359	.440	.799	9
Noonan, Nick	.237	101	372	43	88	12	2	3	26	22	2	74	7	3	.280	.304	.584	11
Rojas, Nestor	.313	5	16	0	5	0	0	0	0	0	0	1	0	0	.353	.313	.665	0
Schoop, Sharlon	.273	52	183	19	50	9	0	2	25	13	2	34	1	1	.318	.355	.673	3
Stromsmoe, Skyler	.239	47	142	11	34	3	1	2	7	7	0	34	6	0	.283	.317	.600	2
Timpner, Clay	.290	123	417	40	121	18	2	4	51	35	0	63	6	4	.346	.372	.717	4
Williams, Jackson	.192	60	193	17	37	9	1	2	16	29	1	54	0	1	.317	.280	.597	1
Zambrano, Eleazer	.278	5	18	1	5	2	0	0	1	0	0	3	0	0	.278	.389	.667	0
Team Total	.253	141	4764	547	1207	230	47	71	513	423	17	1035	87	46	.318	.366	.684	107

Flying Squirrels' 2010 Individual Batting Leaders

BATTING AVERAGE*		HITS		WALKS		OBP*	
(Min. 378 PA)						(Min. 378 PA)	
Thomas Neal	.291	Thomas Neal	153	Thomas Neal	46	Thomas Neal	.359
Clay Timpner	.290	Conor Gillaspie	141	Darren Ford	39	Clay Timpner	.346
Conor Gillaspie	.287	Clay Timpner	121	Brandon Crawford	39	Conor Gillaspie	.335
Darren Ford	.251	Darren Ford	116	Conor Gillaspie	37	Darren Ford	.315
Nick Noonan	.237	Nick Noonan	88	Tyler LaTorre	36	Nick Noonan	.280
GAMES		DOUBLES		INTENTIONAL WALKS		SLG*	
						(Min. 378 PA)	
Thomas Neal	136	Thomas Neal	40	Conor Gillaspie	4	Thomas Neal	.440
Conor Gillaspie	132	Conor Gillaspie	25	Thomas Neal	3	Conor Gillaspie	.420
Clay Timpner	123	Darren Ford	20	Nick Noonan	2	Clay Timpner	.372
Darren Ford	113	Clay Timpner	18	Sharlon Schoop	2	Darren Ford	.365
Nick Noonan	101	Ryan Lormand	14	Many Players Tied	1	Nick Noonan	.304
AT-BATS		TRIPLES		STRIKEOUTS		OPS*	
						(Min. 378 PA)	
Thomas Neal	525	Darren Ford	9	Darren Ford	106	Thomas Neal	.799
Conor Gillaspie	491	Conor Gillaspie	8	Thomas Neal	94	Conor Gillaspie	.754
Darren Ford	463	Brandon Belt	6	Brandon Crawford	77	Clay Timpner	.717
Clay Timpner	417	Three Players Tied	3	Tyler LaTorre	76	Darren Ford	.680
Nick Noonan	372			Nick Noonan	74	Nick Noonan	.584
PLATE APPEARANCES		HOME RUNS		STOLEN BASES		EXTRA-BASE HITS	
Thomas Neal	585	Thomas Neal	12	Darren Ford	37	Thomas Neal	53
Conor Gillaspie	540	Brandon Belt	9	Thomas Neal	11	Conor Gillaspie	41
Darren Ford	516	Conor Gillaspie	8	Nick Noonan	7	Brandon Belt	26
Clay Timpner	462	Brandon Crawford	7	Clay Timpner	6	Darren Ford	26
Nick Noonan	406	Darren Ford	5	Skyler Stromsmoe	6	Clay Timpner	24
RUNS		RBI		CAUGHT STEALING		HIT BY PITCH	
Thomas Neal	69	Thomas Neal	69	Darren Ford	15	Thomas Neal	11
Darren Ford	64	Conor Gillaspie	67	Thomas Neal	5	Jackson Williams	7
Conor Gillaspie	57	Clay Timpner	51	Clay Timpner	4	Brandon Crawford	6
Nick Noonan	43	Brandon Belt	40	Conor Gillaspie	4	Darren Ford	5
Brandon Crawford	43	Darren Ford	40	Nick Noonan	3	Clay Timpner	3



2010: IN REVIEW

Organization

2011 Flying Squirrels

2010: In Review

History & Records

Eastern League

SF Giants

General Info

Flying Squirrels' Final 2010 Pitching Statistics

PITCHERS	W	L	ERA	G	GS	CG	SHO	SV	SVO	IP	H	R	ER	HR	HB	BB	SO	AVG
Clark, Craig	2	3	4.01	9	9	0	0	0	0	42.2	42	25	19	4	0	21	23	.269
Cova, Rafael	0	6	2.35	48	0	0	0	23	29	57.1	31	18	15	3	1	36	68	.157
LaTorre, Tyler	0	0	0.00	1	0	0	0	0	0	2.0	2	0	0	0	0	0	1	.250
Lively, Mitch	2	4	3.90	23	0	0	0	3	3	32.1	32	17	14	1	0	18	25	.269
MacDonald, Mike	5	8	3.90	27	23	1	1	0	0	134.0	155	63	58	10	7	31	78	.298
Maday, Daryl	9	8	3.47	25	18	0	0	1	1	114.0	121	48	44	7	4	33	70	.281
Main, Michael	0	3	13.83	5	4	0	0	0	0	13.2	21	26	21	3	2	14	7	.362
Martin, Adrian	1	0	0.73	8	0	0	0	0	0	12.1	12	1	1	0	1	2	12	.255
Mixon, David	11	7	3.50	27	25	1	1	0	0	156.2	149	65	61	12	8	38	112	.256
Pena, Tony	3	2	2.53	29	0	0	0	6	7	46.1	38	13	13	2	2	15	41	.228
Quinowski, David	2	0	2.84	12	0	0	0	1	1	12.2	10	5	4	1	1	5	14	.213
Ray, Ronnie	2	3	3.49	48	5	0	0	4	6	80.0	74	34	31	4	0	18	69	.246
Rodriguez, Wilmin	0	1	3.51	17	0	0	0	0	0	25.2	24	13	10	1	0	14	12	.255
Romero, Felix	5	3	3.34	26	14	0	0	0	0	99.2	99	40	37	7	0	20	73	.257
Sisco, Andrew	4	4	4.32	48	0	0	0	1	2	66.2	56	33	32	4	2	36	75	.226
Stevens, Jake	4	4	2.80	46	3	0	0	2	7	64.1	56	24	20	5	6	27	45	.238
Stromsmoe, Skyler	0	0	5.40	2	0	0	0	0	0	1.2	2	1	1	1	0	1	0	.286
Tanner, Clayton	9	9	3.68	27	27	0	0	0	0	149.0	150	78	61	10	7	64	79	.265
Turpen, Daniel	5	5	4.09	37	0	0	0	1	5	50.2	55	24	23	4	1	19	42	.278
Westcott, Craig	3	3	5.13	13	13	0	0	0	0	66.2	76	42	38	9	3	28	48	.284
Whitaker, Craig	1	0	4.97	19	0	0	0	1	1	25.1	22	16	14	4	3	16	21	.234
Team Total	68	73	3.71	141	141	2	11	43	62	1253.2	1227	586	517	92	48	456	915	.260

Flying Squirrels' 2010 Individual Pitching Leaders

WINS	COMPLETE GAMES	HITS	STRIKEOUTS
David Mixon	11	David Mixon	155
Clayton Tanner	9	Mike MacDonald	150
Daryl Maday	9	Clayton Tanner	149
Three Pitchers Tied	5	David Mixon	149
		Daryl Maday	121
		Felix Romero	99
			73
LOSSES	SHUTOUTS	RUNS	WHIP
Clayton Tanner	9	David Mixon	78
Daryl Maday	8	Mike MacDonald	65
Mike MacDonald	8	Clayton Tanner	58
David Mixon	7	David Mixon	48
Rafael Cova	6	Mike MacDonald	48
		Daryl Maday	42
		Craig Westcott	No Others Qualify
ERA	SAVES	EARNED RUNS	HIT BY PITCH
(Min. 112.0 IP)	3.47	Rafael Cova, RIC	61
Daryl Maday	3.50	Tony Pena Jr.	61
David Mixon	3.68	Jake Stevens	58
Clayton Tanner	3.90	Daniel Turpen	44
Mike MacDonald	No Others Qualify	Mitch Lively	38
			4
GAMES	SAVE OPPORTUNITIES	HOME RUNS	WILD PITCHES
Rafael Cova	48	Rafael Cova, RIC	12
Ronnie Ray	48	Tony Pena Jr.	10
Andy Sisco	48	Jake Stevens	10
Jake Stevens	46	Ronnie Ray	9
Daniel Turpen	37	Daniel Turpen	7
			5
GAMES STARTED	INNINGS PITCHED	WALKS	BATTERS FACED
Clayton Tanner	27	David Mixon	64
David Mixon	25	Clayton Tanner	38
Mike MacDonald	23	Mike MacDonald	36
Daryl Maday	18	Daryl Maday	36
Felix Romero	14	Felix Romero	33

2010: IN REVIEW



Flying Squirrels' 2010 Day-by-Day Results

DATE	OPP	D/N	W/L	SCORE	REC	POS.	GA/GB	WINNER	LOSER	SAVE	TIME	ATTN.
4/8	@BOW	N	L	4-6	0-1	T4th	-1.0	F Egan (1-0)	R. Ray (0-1)	C. Thall (1)	2:53	3,761
4/9	@BOW	N	W	2-0 (7)	1-1	T2nd	0.0	C. Tanner (1-0)	E. Gamboa (0-1)	R. Cova (1)	1:57	1,593
4/10	@BOW	N	L	4-5	1-2	4th	-1.0	C. Thall (1-0)	W. Perez (1)	R. Cova (1)	3:02	5,235
4/11	@BOW	D	L	1-4	1-3	T4th	-2.0	R. Tanaka (1-0)	D. Mixon (0-1)	E. Gamboa (1)	2:19	3,978
4/12	@ALT	N	L	1-4	1-4	T4th	-3.0	J. Wilson (1-0)	C. Clark (0-1)	J. Sues (1)	2:53	2,065
4/13	@ALT	N	L	0-1 (14)	1-5	T4th	-4.0	D. Hankins (1-0)	R. Cova (0-1)	None	3:46	2,004
4/14	@ALT	N	L	2-4	1-6	T4th	-5.0	J. Hughes (2-0)	C. Tanner (1-1)	J. Sues (2)	2:55	2,318
4/15	REA	N	W	3-0	2-6	T4th	-5.0	D. Maday (1-0)	M. Cisco (1-1)	R. Cova (2)	2:38	9,560
4/16	REA	N	W	2-1	3-6	4th	-5.0	D. Mixon (1-1)	Y. Flande (0-1)	T. Pena Jr. (1)	2:29	7,693
4/17	REA	N	W	4-1	4-6	4th	-5.0	C. Clark (1-1)	D. Naylor (1-1)	C. Whitaker (1)	2:33	8,691
4/18	REA	D	L	2-5	4-7	4th	-5.0	V. Worley (1-1)	M. MacDonald (0-1)	M. Stutes (2)	2:57	9,334
4/19	NBR	N	W	4-3	5-7	4th	-4.0	T. Pena Jr. (1-0)	S. Arias (0-2)	R. Cova (3)	2:50	3,087
4/20	NBR	N	W	4-1	6-7	T3rd	-3.5	D. Maday (2-0)	S. Steedly (1-1)	None	2:23	3,435
4/21	NBR	N	W	5-4	7-7	3rd	-3.5	M. Lively (1-0)	C. DeVries (0-3)	R. Cova (4)	2:52	2,814
4/22	OFF DAY											
4/23	@REA	N	W	5-3	8-7	3rd	-3.5	C. Whitaker (1-0)	D. Naylor (1-2)	R. Cova (5)	2:51	6,667
4/24	@REA	N	L	2-3	8-8	3rd	-3.5	M. Stutes (2-0)	M. MacDonald (0-2)	S. Escalona (3)	2:22	8,082
4/25	@REA	D	L	0-2	8-9	3rd	-3.5	P. Aumont (1-1)	C. Tanner (1-2)	M. Schwimmer (2)	2:40	5,427
4/26	@NBR	N	POSTPONED (4/27)									
4/27	@NBR	N	W	3-1 (7)	9-9	3rd	-3.0	D. Maday (3-0)	T. Robertson (0-1)	R. Cova (6)	2:09	N/A
4/27	@NBR	N	W	2-0 (7)	10-9	3rd	-2.5	D. Mixon (2-1)	M. McCardell (0-2)	None	1:35	2,850
4/28	@NBR	D	W	5-3	11-9	3rd	-2.5	D. Turpen (1-1)	S. Arias (0-4)	T. Pena Jr. (2)	2:55	6,821
4/29	OFF DAY											
4/30	BOW	N	W	2-0	12-9	2nd	-2.5	M. MacDonald (1-2)	S. Johnson (0-2)	R. Cova (7)	2:19	7,646
5/1	BOW	N	W	6-4	13-9	2nd	-2.5	C. Tanner (2-2)	C. Spooner (1-3)	D. Turpen (1)	2:38	7,316
5/2	BOW	D	W	4-1	14-9	2nd	-2.5	D. Maday (4-0)	R. Tanaka (2-2)	T. Pena Jr. (3)	2:33	6,419
5/3	ALT	N	W	9-5	15-9	2nd	-1.5	D. Turpen (2-1)	D. Molleken (0-3)	None	3:21	3,692
5/4	ALT	N	L	1-9	15-10	2nd	-2.5	R. Owens (3-0)	C. Clark (1-2)	J. Seus (4)	2:50	4,007
5/5	ALT	N	L	2-5	15-11	2nd	-3.5	J. Hughes (5-1)	J. Stevens (0-1)	D. Moskos (6)	2:59	3,773
5/6	ALT	D	W	2-1 (11)	16-11	2nd	-2.5	D. Turpen (3-1)	R. Uviiedo (0-2)	None	3:16	4,911
5/7	@HAR	N	W	5-3	17-11	2nd	-1.5	D. Maday (5-0)	E. Arnesen (0-2)	R. Cova (8)	2:35	4,897
5/8	@HAR	N	W	1-0	18-11	2nd	-1.5	D. Mixon (3-1)	Y. Novoa (0-3)	T. Pena Jr. (4)	2:34	4,817
5/9	@HAR	D	L	3-6	18-12	2nd	-1.5	M. MacDougall (1-0)	A. Sisco (0-1)	V. Garate (3)	2:28	3,127
5/10	@BOW	N	W	5-4	19-12	2nd	-1.5	T. Pena Jr. (2-0)	P. Egan (2-1)	J. Stevens (1)	2:42	1,031
5/11	@BOW	N	L	5-6	19-13	2nd	-1.5	C. Spooner (2-4)	C. Tanner (2-3)	P. Beato (1)	2:48	785
5/12	@BOW	D	W	5-0	20-13	2nd	-0.5	D. Maday (6-0)	R. Tanaka (2-4)	None	3:07	5,522
5/13	ALT	N	W	4-2	21-13	1st	+0.5	D. Mixon (4-1)	T. Alderson (2-1)	J. Stevens (2)	2:40	4,971
5/14	ALT	N	W	7-1	22-13	1st	+1.5	C. Clark (2-2)	R. Owens (3-2)	None	3:01	8,947
5/15	ALT	N	L	2-9	22-14	1st	+0.5	J. Hughes (7-1)	A. Sisco (0-2)	None	3:00	9,560
5/16	ALT	D	L	6-7	22-15	2nd	-0.5	D. Hankins (3-1)	C. Tanner (2-4)	D. Moskos (8)	3:36	9,560
5/17	OFF DAY											
5/18	ERI	N	L	1-3	22-16	T2nd	-0.5	A. Oliver (4-1)	W. Rodriguez (0-1)	B. Wise (4)	3:11	4,461
5/19	ERI	N	L	4-9	22-17	3rd	-1.0	A. Shawler (1-0)	D. Mixon (4-2)	None	3:22	6,370
5/20	ERI	D	W	5-1	23-17	T2nd	-0.5	T. Pena Jr. (3-0)	T. Weber (2-4)	None	2:24	4,069
5/21	@REA	N	L	3-7	23-18	T2nd	-1.5	V. Worley (3-2)	M. MacDonald (1-3)	None	2:42	9,784
5/22	@REA	N	L	3-4	23-19	2nd	-3.0	S. Escalona (1-4)	D. Turpen (3-2)	J. Ennis (1)	2:16	8,713
5/23	@REA	D	W	6-0	24-19	2nd	-3.0	D. Maday (7-0)	P. Aumont (1-4)	None	2:45	6,966
5/24	@BNG	N	W	3-2	25-19	2nd	-3.0	J. Stevens (1-1)	J. Stinson (2-1)	R. Cova (9)	2:49	1,580
5/25	@BNG	N	L	0-10	25-20	2nd	-4.0	E. Kunz (4-3)	C. Clark (2-3)	None	2:33	2,349
5/26	@BNG	N	L	1-9	25-21	2nd	-5.0	E. Ramirez (2-0)	M. MacDonald (1-4)	None	2:32	2,416
5/27	@BNG	D	W	11-4	26-21	2nd	-4.0	J. Stevens (2-1)	C. Schwinden (1-1)	None	2:57	4,535
5/28	BOW	N	L	1-10	26-22	2nd	-5.0	C. Spooner (3-5)	D. Maday (7-1)	None	2:52	5,616
5/29	BOW	N	W	7-3	27-22	2nd	-5.0	D. Mixon (5-2)	R. Tanaka (3-5)	None	2:50	9,377
5/30	BOW	N	L	2-6	27-23	2nd	-6.0	P. Egan (5-1)	D. Turpen (3-3)	None	2:51	8,227
5/31	BOW	N	L	2-3 (11)	27-24	2nd	-6.0	P. Beato (3-0)	T. Pena Jr. (3-1)	None	3:38	7,063
6/1	HAR	N	L	1-4	27-25	T2nd	-7.0	T. Milone (5-1)	R. Ray (0-2)	Z. Zinicola (3)	2:47	2,411
6/2	HAR	N	L	1-5	27-26	T3rd	-8.0	J. Jones (1-1)	D. Maday (7-2)	None	2:50	3,433
6/3	HAR	N	L	3-4	27-27	4th	-9.0	C. James (2-0)	D. Mixon (5-3)	Z. Zinicola (4)	2:45	6,444
6/4	@TRE	N	W	2-1	28-27	T2nd	-9.0	C. Tanner (3-4)	L. Pendleton (3-3)	R. Cova (10)	2:41	5,827
6/5	@TRE	N	L	4-5	28-28	T3rd	-9.0	G. Duff (1-2)	R. Cova (0-2)	None	2:55	7,110
6/6	@TRE	D	L	2-10	28-29	T3rd	-9.0	H. Noesi (2-0)	R. Ray (0-3)	None	3:01	4,901
6/7	OFF DAY											
6/8	NBR	N	W	6-2	29-29	3rd	-9.0	D. Maday (8-2)	M. McCardell (0-6)	None	2:13	4,819
6/9	NBR	N	W	2-1	30-29	3rd	-8.5	D. Mixon (6-3)	D. Guerra (1-2)	R. Cova (11)	2:14	2,998
6/10	NBR	N	L	5-6	30-30	T2nd	-9.0	L. Van Mill (1-0)	A. Sisco (0-3)	M. Williams (3)	2:54	6,096
6/11	@REA	N	L	5-11	30-31	4th	-10.0	D. Naylor (5-6)	M. MacDonald (1-5)	None	2:44	8,571
6/12	@REA	N	L	4-5	30-32	4th	-10.0	M. Schwimmer (4-2)	D. Turpen (3-4)	None	3:10	8,160
6/13	@REA	D	L	5-7	30-33	4th	-11.0	T. Taubenheim (2-1)	T. Pena Jr. (3-2)	M. Schwimmer (6)	3:14	6,270
6/14	@REA	D	W	7-2	31-33	4th	-10.5	D. Mixon (7-3)	J. Fogg (0-2)	None	2:39	6,195
6/15	BNG	N	W	5-2	32-33	4th	-9.5	C. Tanner (4-4)	M. Antonini (4-5)	R. Cova (12)	2:50	3,513
6/16	BNG	N	L	2-11	32-34	T4th	-10.5	J. Stinson (4-1)	M. MacDonald (1-6)	None	2:42	4,097
6/17	BNG	N	L	0-1	32-35	T4th	-10.5	E. Nielsen (2-3)	F. Romero (0-1)	M. Alvarez (1)	2:41	9,399
6/18	ALT	N	L	2-7	32-36	T4th	-11.5	J. Hughes (9-3)	D. Maday (8-3)	None	3:04	9,006
6/19	ALT	N	L	2-3 (12)	32-37	5th	-12.5	M. Dubee (3-1)	R. Cova (0-3)	D. Moskos (15)	3:43	9,560
6/20	ALT	N	L	2-6	32-38	5th	-13.5	T. Alderson (6-3)	C. Tanner (4-5)	D. Moskos (16)	2:55	7,367

Organization

2011 Flying Squirrels

2010: In Review

History & Records

Eastern League

SF Grants

General Info



2010: IN REVIEW

Flying Squirrels' 2010 Day-by-Day Results

DATE	OPP	D/N	WL	SCORE	REC	POS.	GA/GB	WINNER	LOSER	SAVE	TIME	ATTN.
6/21	OFF DAY											
6/22	@AKR	N	W	6-2	33-38	5th	-13.5	M. MacDonald (2-6)	K. De La Cruz (1-4)	T. Pena Jr. (5)	2:55	5,652
6/23	@AKR	N	L	4-5	33-39	5th	-14.5	B. Stowell (1-0)	A. Sisco (0-4)	None	2:34	3,396
6/24	@AKR	D	L	2-3	33-40	5th	-15.5	B. Price (2-2)	D. Maday (8-4)	S. Wright (3)	2:57	4,946
6/25	@ERI	N	W	6-5	34-40	5th	-14.5	D. Mixon (8-3)	D. Below (3-7)	R. Cova (13)	3:12	5,075
6/26	@ERI	N	W	6-3 (11)	35-40	T-4th	-13.5	J. Stevens (1-3)	L. Oliveros (0-1)	R. Cova (14)	3:32	5,095
6/27	@ERI	D	W	5-4	36-40	T-4th	-13.5	A. Sisco (1-4)	M. Hoffman (0-1)	T. Pena Jr. (6)	2:45	3,890
6/28	AKR	N	W	7-3	37-40	T-3rd	-12.5	F. Romero (1-1)	P. Espino (7-3)	None	2:37	3,872
6/29	AKR	N	L	3-4	37-41	5th	-12.5	Z. Putnam (3-1)	D. Maday (8-5)	B. Stowell (7)	2:53	3,688
6/30	AKR	N	L	6-8	37-42	5th	-13.5	A. White (3-4)	D. Mixon (8-4)	O. Aguilar (4)	3:29	5,133
7/1	ERI	N	W	2-1 (12)	38-42	T-4th	-13.5	J. Stevens (4-1)	C. Hamilton (0-1)	None	3:17	7,594
7/2	ERI	N	W	3-2	39-42	4th	-13.5	D. Turpen (4-4)	T. Weber (4-9)	R. Cova (15)	2:32	6,128
7/3	ERI	N	L	0-6	39-43	4th	-13.5	B. Brown (6-5)	M. Main (0-1)	None	2:40	9,560
7/4	ERI	N	W	4-3 (11)	40-43	4th	-12.5	A. Sisco (2-4)	Z. Simons (1-3)	None	3:32	9,560
7/5	@HAR	N	W	5-1	41-43	4th	-12.5	D. Mixon (9-4)	J. Lannan (1-2)	None	2:29	4,334
7/6	@HAR	N	L	2-3	41-44	4th	-12.5	R. Martin (3-1)	C. Tanner (4-6)	Z. Zinicola (9)	2:32	1,721
7/7	@HAR	N	L	0-4	41-45	4th	-12.5	A. Kown (3-4)	C. Westcott (0-1)	None	2:42	1,866
7/8	@HAR	N	L	7-9	41-46	T-4th	-12.5	J. Bisenius (1-0)	D. Turpen (4-5)	A. Carr (2)	3:10	2,996
7/9	@ALT	N	W	4-1	42-46	4th	-11.5	F. Romero (2-1)	J. Hughes (10-6)	R. Ray (1)	2:52	4,672
7/10	@ALT	N	L	1-2	42-47	T-4th	-12.5	T. Watson (3-0)	D. Mixon (9-5)	R. Aguero (2)	2:08	4,602
7/11	@ALT	N	L	3-5	42-48	5th	-13.5	M. Dubea (4-2)	M. Lively (1-1)	D. Moreno (2)	3:06	5,024
7/12	@ALT	D	W	9-6	43-48	5th	-12.5	A. Martin (1-0)	T. Alderson (7-6)	None	3:02	4,308
7/15	BOW	N	L	6-8	43-49	5th	-12.5	P. Beato (4-0)	R. Cova (0-4)	None	3:09	9,560
7/16	BOW	N	L	4-5 (10)	43-50	5th	-13.5	J. Diaz (1-0)	J. Stevens (4-2)	None	2:49	7,174
7/17	BOW	N	W	5-2	44-50	5th	-13.5	C. Tanner (5-6)	R. Zagone (1-1)	M. Lively (1)	2:28	8,039
7/18	BOW	N	W	4-2	45-50	5th	-12.5	C. Westcott (1-1)	R. Tanaka (4-10)	R. Cova (16)	2:47	8,814
7/19	TRE	N	L	0-6	45-51	5th	-12.5	L. Pendleton (8-4)	M. Main (0-2)	None	2:45	4,086
7/20	TRE	N	W	8-3	46-51	5th	-11.5	D. Turpen (5-5)	K. Whelan (1-3)	None	2:49	5,144
7/21	TRE	D	W	4-2	47-51	5th	-10.5	D. Mixon (10-5)	A. Brackman (1-5)	R. Cova (17)	3:10	8,309
7/22	@BOW	N	W	3-2	48-51	5th	-9.5	C. Tanner (6-6)	R. Zagone (1-2)	M. Lively (2)	2:42	3,148
7/23	@BOW	N	W	14-4	49-51	5th	-8.5	C. Westcott (2-1)	R. Tanaka (4-11)	A. Sisco (1)	3:22	4,882
7/24	@BOW	N	L	0-10	49-52	5th	-8.5	B. McCrory (2-2)	M. Main (0-3)	None	2:52	6,015
7/25	@BOW	N	L	3-4	49-53	5th	-9.5	S. Johnson (5-6)	M. MacDonald (2-7)	P. Beato (10)	2:48	1,977
7/26	REA	N	L	4-9	49-54	5th	-10.5	J. Ramirez (3-2)	D. Mixon (10-6)	S. Escalona (9)	2:47	3,947
7/27	REA	N	W	6-2	50-54	5th	-9.5	C. Tanner (7-6)	M. Cisco (2-7)	M. Lively (3)	2:43	5,133
7/28	REA	N	L	7-15 (11)	50-55	5th	-10.5	T. Brummett (1-1)	M. Lively (1-2)	None	4:18	5,208
7/29	ALT	N	W	4-1	51-55	5th	-9.5	F. Romero (3-1)	R. Owens (8-6)	R. Ray (2)	2:22	8,781
7/30	ALT	N	W	8-4	52-55	5th	-8.5	M. MacDonald (3-7)	T. Watson (3-1)	None	2:39	8,913
7/31	ALT	N	W	4-2	53-55	5th	-7.5	R. Ray (1-3)	D. Molleken (3-4)	R. Cova (18)	2:40	9,167
8/1	ALT	N	L	2-6	53-56	5th	-8.5	B. Morris (5-4)	C. Tanner (7-7)	None	3:12	7,944
8/2	OFF DAY											
8/3	@NHM	N	W	4-2 (10)	54-56	5th	-9.0	M. Lively (2-2)	R. Uviedo (2-4)	R. Cova (19)	3:18	6,434
8/4	@NHM	D	L	0-9	54-57	5th	-10.0	S. Hill (1-0)	F. Romero (3-2)	None	2:40	5,422
8/5	@NHM	N	W	10-0	55-57	5th	-10.0	M. MacDonald (4-7)	R. Boone (2-8)	None	2:30	6,209
8/6	@POR	N	W	7-4	56-57	5th	-9.0	D. Maday (9-5)	M. Herold (2-4)	R. Cova (20)	2:40	6,945
8/7	@POR	N	L	6-9	56-58	5th	-10.0	B. Maxwell (3-0)	C. Tanner (7-8)	J. Rice (11)	2:42	7,160
8/8	@POR	D	W	16-8	57-58	5th	-9.0	C. Westcott (3-1)	S. Fife (6-4)	None	2:52	6,804
8/9	OFF DAY											
8/10	NHM	N	L	6-11	57-59	5th	-9.0	R. Boone (3-8)	D. Maday (9-6)	None	2:59	4,342
8/11	NHM	N	W	5-3 (14)	58-59	5th	-8.0	D. Quinowski (1-0)	R. Uviedo (2-5)	None	4:03	5,608
8/12	NHM	N	CANCELED									
8/13	POR	N	W	3-2	59-59	5th	-8.5	C. Tanner (8-8)	S. Fife (6-5)	D. Quinowski (1)	2:31	7,224
8/14	POR	N	L	5-6 (10)	59-60	5th	-9.5	J. Rice (3-2)	M. Lively (2-3)	None	3:24	8,769
8/15	POR	N	W	5-4	60-60	5th	-8.5	R. Ray (2-3)	B. Cox (1-6)	None	2:42	7,873
8/16	OFF DAY											
8/17	@NBR	N	L	5-8	60-61	5th	-9.5	T. Robertson (3-11)	D. Maday (9-7)	B. Bullock (9)	2:53	5,478
8/18	@NBR	N	L	1-3	60-62	5th	-10.5	C. Province (6-5)	M. MacDonald (4-8)	C. Gutierrez (2)	2:16	5,971
8/19	@NBR	N	L	6-7	60-63	5th	-10.5	T. Davis (1-1)	M. Lively (2-4)	B. Bullock (10)	2:54	5,860
8/20	@BOW	N	L	3-5	60-64	5th	-11.5	E. Gamboa (6-4)	D. Mixon (10-7)	P. Beato (15)	2:34	8,349
8/21	@BOW	N	W	7-6	61-64	5th	-11.5	D. Quinowski (2-0)	S. Johnson (7-7)	R. Cova (21)	3:22	7,031
8/22	@BOW	N	W	4-0	62-64	5th	-11.5	F. Romero (4-2)	P. Viola (3-3)	None	2:50	3,482
8/23	REA	N	L	4-6 (10)	62-65	5th	-12.5	S. Escalona (3-8)	R. Cova (0-5)	J. De Fratus (5)	3:05	7,370
8/24	REA	N	W	5-4	63-65	5th	-12.5	C. Tanner (9-8)	J. Ramirez (3-4)	R. Ray (3)	2:46	6,194
8/25	REA	N	L	2-4	63-66	5th	-12.5	A. Hyatt (1-0)	J. Stevens (4-3)	J. Anderson (3)	2:41	9,560
8/26	@ALT	N	L	1-5 (7)	63-67	5th	-13.5	R. Owens (11-6)	C. Westcott (3-2)	None	2:11	4,469
8/27	@ALT	N	L	0-5	63-68	5th	-14.5	T. Watson (6-2)	F. Romero (4-3)	T. Boleska (3)	2:25	4,842
8/28	@ALT	N	L	2-3 (10)	63-69	5th	-15.5	D. Moskos (3-1)	R. Cova (0-6)	None	3:18	5,902
8/29	@ALT	N	W	5-4	64-69	5th	-14.5	A. Sisco (3-4)	R. Aguero (2-5)	D. Maday (1)	2:54	4,365
8/30	@ERI	N	L	2-4	64-70	5th	-14.5	A. Wilk (2-0)	J. Stevens (4-4)	L. Oliveros (13)	2:37	5,552
8/31	@ERI	N	L	2-4	64-71	5th	-15.5	A. Shawler (5-3)	C. Westcott (3-3)	J. Voss (1)	2:42	2,882
9/1	@ERI	N	L	1-4	64-72	5th	-15.5	M. Hoffman (1-2)	D. Maday (9-8)	C. Hamilton (1)	2:29	2,078
9/2	@ERI	N	W	14-0	65-72	5th	-14.5	M. MacDonald (5-8)	J. Kibler (4-7)	None	3:06	2,245
9/3	BOW	N	L	3-5	65-73	5th	-14.5	R. Tanaka (8-12)	C. Tanner (9-9)	J. Diaz (4)	3:02	8,204
9/4	BOW	N	W	4-3	66-73	5th	-14.5	D. Mixon (11-7)	C. Thall (2-1)	R. Ray (4)	2:29	7,073
9/5	BOW	N	W	1-0	67-73	5th	-14.5	A. Sisco (4-4)	B. McCrory (3-4)	R. Cova (22)	2:15	9,560
9/6	BOW	D	W	4-3	68-73	5th	-13.5	F. Romero (5-3)	P. Viola (3-4)	R. Cova (23)	2:15	6,569

Organization

2010 Flying Squirrels

History & Records

Eastern League

SF Giants

General Info

2010: IN REVIEW



Flying Squirrels' 2010 Assorted Record/Home Runs

2010 Assorted Record

	Total	Home	Away
vs. Eastern Division	29-27	16-11	13-16
vs. Western Division	39-46	21-22	18-24
vs. Binghamton	3-4	1-2	2-2
vs. New Britain	8-4	5-1	3-3
vs. New Hampshire	3-2	1-1	2-1
vs. Portland	4-2	2-1	2-1
vs. Reading	8-12	5-5	3-7
vs. Trenton	3-3	2-1	1-2
vs. Akron	2-4	1-2	1-2
vs. Altoona	10-16	7-8	3-8
vs. Bowie	16-13	9-6	7-7
vs. Erie	8-6	4-3	4-3
vs. Harrisburg	3-7	0-3	3-4
Day Games			13-9
Night Games			55-64
Day After Night			12-9
Squirrels Score First			45-27
Opponent Scores First			23-46
Walk-Off Victories			5-4
vs. RHP (Starters)		48-50	
vs. LHP (Starters)		20-23	
Squirrels Starter 6+ IP		18-15	
Squirrels Starter 7+ IP		19-5	
Squirrels Starter 8+ IP			2-0
When Hitting a Home Run		32-17	
When Not Hitting a Home Run		36-56	
Outhit Opponents		54-13	
Equal # of Hits		7-6	
Outhit by Opponent		7-54	
Commit 0 Errors		41-27	
Commit 1-2 Errors		25-40	
Commit 3+ Errors		2-6	
Leading After 5		48-7	
Trailing After 5		5-55	
Tied After 5		15-11	
Shutouts		11-10	
Extra-Innings		6-8	
DH Swp/Swpt/Split		10/0	
3-Game Series		12-13	
Sweep/Swpt		4/4	
4-Game Series		4-6-6	
Swp/Swpt/Split		10/0	
One-Run Games		23-23	
Three or Less		48-48	
More than Three		20-25	
April		12-9	
May		15-15	
June		10-18	
July		11-16	
August		11-16	
September		4-2	
Monday		8-6	
Tuesday		11-11	
Wednesday		6-14	
Thursday		10-9	
Friday		14-8	
Saturday		9-13	
Sunday		10-12	
Series Openers		24-18	
Rubber Matches		6-7	
Series Finales		21-20	
White Jerseys		27-24	
Grey Jerseys		27-36	
Sleeveless Jerseys		8-5	
Red Jerseys		5-4	
Specialty Jerseys		1-4	
High-Water Mark		+9 (22-13)	
Low-Water Mark		-8 (42-50)	

2010 Home Runs Hit

DATE	OPP	BATTER	PITCHER
4/10	@ BOW	Conor Gillaspie	Pedro Beato
4/14	@ ALT	Conor Gillaspie	Jared Hughes
4/14	@ ALT	Brandon Crawford	Jared Hughes
4/15	vs. REA	Jackson Williams	Mike Cisco
4/15	vs. REA	Connor Gillaspie	Mike Cisco
4/17	vs. REA	Andy D'Alessio	Drew Naylor
4/21	vs. NBR	Darren Ford	Mike McCardell
4/23	@ REA	Thomas Neal	Drew Naylor
4/23	@ REA	Thomas Neal	Drew Naylor
4/27	@ NBR	Brandon Crawford	Tyler Robertson
5/2	vs. BOW	Nick Noonan	Ryohei Tanaka
5/3	vs. ALT	Nick Noonan	Dustin Molleken
5/7	@ HAR	Conor Gillaspie	Erik Arnesen
5/8	@ HAR	Michael Ambort	Yunior Novoa
5/9	@ HAR	Brandon Crawford	Jeff Mandel
5/11	@ BOW	Roger Kieschnick	Chorye Spooner
5/12	@ BOW	Roger Kieschnick	Ryohei Tanaka
5/12	@ BOW	Roger Kieschnick	Ryohei Tanaka
5/20	vs. ERI	Brandon Crawford	Zach Simons
5/23	@ REA	Andy D'Alessio	Phillippe Aumont
5/24	@ BNG	Thomas Neal	Mike Antonini
5/24	@ BNG	Brandon Crawford	Josh Stinson
6/6	@ TRE	Darren Ford	Hector Noesi
6/8	vs. NBR	Skyler Stromsmoe	Mike McCardell
6/8	vs. NBR	Jackson Williams	Mike McCardell
6/8	vs. NBR	Brandon Crawford	Mike McCardell
6/10	vs. NBR	Darren Ford	Tyler Robertson
6/11	@ REA	Darren Ford	Drew Naylor
6/11	@ REA	Ronnie Ray	Drew Naylor
6/12	@ REA	Michael Ambort	John Ennis
6/13	@ REA	Thomas Neal	J.A. Happ
6/14	@ REA	Skyler Stromsmoe	Josh Fogg
6/14	@ REA	David Mixon	Josh Fogg
6/14	@ REA	Tyler La Torre	Matt German
6/23	@ AKR	Clay Timpner	Paolo Espino
6/25	@ ERI	Juan Ciriaco	Duane Below
6/26	@ ERI	Thomas Neal	Charlie Furbush
6/26	@ ERI	Thomas Neal	Charlie Furbush
6/26	@ ERI	Thomas Neal	Lester Oliveros
6/27	@ ERI	Michael Ambort	Matt Hoffman
6/28	vs. AKR	Thomas Neal	Paolo Espino
6/28	vs. AKR	Roger Kieschnick	Paolo Espino
7/1	vs. ERI	Brandon Crawford	Charlie Furbush
7/4	vs. ERI	Brandon Belt	Ramon Garcia
7/5	@ HAR	Brandon Belt	John Lannan
7/10	@ ALT	Brandon Belt	Zach Duke
7/11	@ ALT	Brandon Belt	Justin Wilson
7/15	vs. BOW	Brandon Belt	Steve Johnson
7/20	vs. TRE	Sharlon Schoop	Hector Noesi
7/23	@ BOW	Brad Boyer	Ryohei Tanaka
7/23	@ BOW	Thomas Neal	Brandon Cooney
7/29	vs. ALT	Thomas Neal	Rudy Owens
7/30	vs. ALT	Conor Gillaspie	Jared Hughes
8/5	@ NHM	Conor Gillaspie	Randy Boone
8/5	@ NHM	Brandon Belt	Randy Boone
8/8	@ POR	Nick Noonan	Stephen Fife
8/8	@ POR	Sharlon Schoop	Eammon Portice
8/11	vs. NHM	Brandon Belt	Ronald Uviedo
8/19	@ NBR	Brandon Belt	Deolis Guerra
8/19	@ NBR	Darren Ford	Deolis Guerra
8/20	@ BOW	Clay Timpner	Eddie Gamboa
8/20	@ BOW	Clay Timpner	Pedro Beato
8/21	@ BOW	Brandon Belt	Steve Johnson
8/21	@ BOW	Thomas Neal	Jim Johnson
8/29	@ ALT	Thomas Neal	Jared Hughes
8/30	@ ERI	Clay Timpner	Adam Wilk
9/1	@ ERI	Tyler La Torre	Brayan Villarreal
9/2	@ ERI	Brad Boyer	Jon Kibler
9/2	@ ERI	Conor Gillaspie	Jon Kibler
9/2	@ ERI	Juan Ciriaco	Rob Waite
9/4	vs. BOW	Conor Gillaspie	Eddie Gamboa

Organization

2011 Flying Squirrels

2010: In Review

History & Records

Eastern League

SF Giants

General Info



2010: IN REVIEW

Organization

2011 Flying Squirrels


History & Records

Eastern League

SF Giants

General Info

2010 Starts by Position



2010 Starts by Batting Order

- 1st:** Darren Ford (108), Brock Bond (11), Nick Noonan (9), Skyler Stromsmoe (6), Ryan Lormand (5), Clay Timpner (2)
- 2nd:** Brandon Crawford (64), Nick Noonan (36), Brad Boyer (16), Skyler Stromsmoe (8), Ryan Lormand (8), Clay Timpner (6), Sharlon Schoop (3), Tyler Graham (1)
- 3rd:** Thomas Neal (96), Conor Gillaspie (22), Brandon Crawford (10), Brandon Belt (7), Roger Kieschnick (3), Brad Boyer (2), Juan Ciriaco (1)
- 4th:** Brandon Belt (38), Roger Kieschnick (35), Thomas Neal (29), Conor Gillaspie (19), Michael Ambort (8), Clay Timpner (7), Sharlon Schoop (4), Brandon Crawford (1)
- 5th:** Conor Gillaspie (57), Clay Timpner (23), Michael Ambort (16), Juan Ciriaco (14), Roger Kieschnick (11), Brad Boyer (7), Thomas Neal (3), Andy D'Alessio (3), Sharlon Schoop (2), Eddy Martinez-Esteve (2), Brandon Crawford (1), Brandon Belt (1), Ryan Lormand (1)
- 6th:** Conor Gillaspie (27), Sharlon Schoop (24), Clay Timpner (19), Michael Ambort (15), Juan Ciriaco (11), Roger Kieschnick (8), Nick Noonan (8), Andy D'Alessio (7), Brad Boyer (6), Tyler LaTorre (5), Ryan Lormand (5), Thomas Neal (3), Brandon Crawford (2), Eddy Martinez-Esteve (1)
- 7th:** Jackson Williams (40), Tyler LaTorre (27), Nick Noonan (16), Clay Timpner (15), Ryan Lormand (11), Sharlon Schoop (7), Skyler Stromsmoe (4), Aaron Lowenstein (4), Eliezer Zambrano (4), Andy D'Alessio (3), Nestor Rojas (3), Juan Ciriaco (2), Michael Ambort (2), Roger Kieschnick (1), Eddy Martinez-Esteve (1), Thomas Neal (1)
- 8th:** Tyler LaTorre (41), Nick Noonan (24), Clay Timpner (21), Jackson Williams (20), Ryan Lormand (14), Andy D'Alessio (5), Skyler Stromsmoe (3), Aaron Lowenstein (3), Sharlon Schoop (3), Juan Ciriaco (2), Matt Klimas (1), Nestor Rojas (1), Brad Boyer (1), Darren Ford (1), Eliezer Zambrano (1)
- 9th:** Ryan Lormand (23), Clay Timpner (18), Skyler Stromsmoe (14), David Mixon (12), Mike MacDonald (12), Clayton Tanner (11), Brad Boyer (9), Craig Clark (7), Nick Noonan (6), Daryl Maddy (6), Felix Romero (5), Craig Westcott (4), Ronnie Ray (3), Darren Ford (3), Juan Ciriaco (3), Sharlon Schoop (2), Tyler Graham (1), Michael Main (1), Jake Stevens (1)

2010: IN REVIEW



Flying Squirrels' 2010 Assorted Offensive Categories

Regular Season Scoring Breakdown

	1st	2nd	3rd	4th	5th	6th	7th	8th	9th	EXT	TOT
RIC	65	35	62	73	82	70	59	61	30	10	547
OPP	73	65	70	65	80	71	63	48	35	16	586

Regular Season Single-Game Bests

	Multi-Hit Games					Total	Multi-RBI Games					Total	Hitting Streaks			Long
	2	3	4	5	6+		2	3	4	5	6+		5-10	11-15	16+	
Ambort	9	1	-	-	10	2	1	-	-	3	1	-	-	-	5	
Belt	16	3	1	-	20	7	4	-	-	11	1	1	-	-	18	
Bond	2	-	-	-	2	-	-	-	-	-	1	-	-	-	4	
Boyer	5	2	-	-	7	3	-	1	-	4	-	-	-	-	1	
Ciriaco	7	1	-	-	8	3	-	-	-	3	3	-	-	-	5	
Crawford	19	1	-	-	20	3	1	-	-	4	2	-	-	-	8	
D'Alessio	2	1	1	-	4	1	1	-	-	2	1	-	-	-	5	
Ford	18	9	2	-	29	8	-	-	-	8	3	-	-	-	6	
Gillaspie	30	7	1	1	39	10	4	-	-	14	6	-	-	-	9	
Graham	-	-	-	-	0	-	-	-	-	0	-	-	-	-	1	
Keischnick	12	3	-	-	15	3	2	1	-	6	3	-	-	-	6	
Klimas	-	-	-	-	0	-	-	-	-	0	-	-	-	-	1	
LaTorre	11	1	-	-	12	2	1	-	-	3	3	-	-	-	5	
Lormand	11	2	-	-	13	3	2	-	-	5	1	-	-	-	5	
Lowenstein	1	-	-	-	1	1	-	-	-	1	-	-	-	-	3	
Martinez-Estev	-	-	-	-	0	-	-	-	-	0	-	-	-	-	1	
Neal	33	7	3	-	43	7	5	-	2	14	9	1	-	-	11	
Noonan	12	5	-	1	18	1	1	-	-	2	4	-	-	-	5	
Rojas	2	-	-	-	2	-	-	-	-	0	-	-	-	-	4	
Schoop	8	4	1	-	13	2	2	-	1	5	2	-	-	-	6	
Stromsmoe	8	1	-	-	9	1	-	-	-	1	2	-	-	-	7	
Timpner	23	8	-	-	31	8	4	-	-	12	4	1	-	-	13	
Williams	7	-	-	-	7	3	-	-	-	3	-	1	-	-	11	
Zambrano	1	-	-	-	1	-	-	-	-	0	1	-	-	-	5	

Regular Season Pitchers at the Plate

Batter	AB	H	BB	K	SAC
Clark	8	1	0	4	1
Cova	1	0	0	1	0
Lively	2	1	0	0	0
MacDonald	17	2	2	6	1
Main	1	0	0	0	0
Maday	13	2	0	8	1
Martin	3	1	0	2	0
Mixon	26	3	0	16	2
Pena Jr.	5	1	0	2	1
Ray	13	4	3	4	0
Rodriguez	2	0	0	1	0
Romero	12	1	0	10	1
Sisco	3	0	1	2	0
Stevens	6	1	0	1	0
Stromsmoe	1	0	0	0	0
Tanner	18	1	3	9	2
Turpen	6	2	0	3	0
Westcott	4	1	0	1	2
Whitaker	3	1	1	3	1
Totals	144	22	10	73	12

Regular Season Pinch Hitters

Batter	H	AB	AVG
Klimas	1	1	1.000
LaTorre	2	4	.500
Lormand	1	4	.250
Neal	1	4	.250
Timpner	2	9	.222
Schoop	1	5	.200
Stromsmoe	1	7	.143
Ciriaco	1	9	.111
Ambort	0	3	.000
Gillaspie	0	2	.000
Boyer	0	3	.000
Martin	0	2	.000
Noonan	0	2	.000
Bond	0	1	.000
Crawford	0	1	.000
Ford	0	1	.000
Kieschnick	0	1	.000
Martinez-Estev	0	1	.000
Ray	0	1	.000
Rojas	0	1	.000
Totals	10	62	.161



2010: IN REVIEW

Flying Squirrels' 2010 Transactions

Organization

2011 Flying Squirrels

2010: In Review

History & Records

Eastern League

SF Giants

General Info

4/8/10	C Matt Klimas and INF Andy D'Alessio placed on the Disabled List	6/5/10	INF Skyler Stromsmoe activated from Disabled List
4/12/10	RHP Mitch Lively added from Extended Spring Training	6/12/10	LHP Jake Stevens placed on Disabled List retroactive to 6/6
4/12/10	RHP Craig Whitaker added from Extended Spring Training	6/12/10	OF Roger Kieschnick activated from Disabled List
4/12/10	RHP Daryl Maday sent to Extended Spring Training	6/15/10	INF Juan Ciriaco placed on Disabled List
4/12/10	RHP David Mixon sent to Extended Spring Training	6/15/10	INF Nick Noonan activated from Disabled List
4/15/10	RHP Daryl Maday added from Extended Spring Training	6/17/10	RHP Craig Whitaker sent down to Low-A Augusta
4/15/10	RHP David Mixon added from Extended Spring Training	6/17/10	LHP Jake Stevens activated from Disabled List
4/15/10	RHP Mitch Lively sent to Extended Spring Training	6/23/10	INF Nick Noonan placed on Disabled List retroactive to 6/19
4/15/10	LHP Clayton Tanner sent to Extended Spring Training	6/23/10	INF Juan Ciriaco activated from Disabled List
4/15/10	OF Tyler Graham placed on Disabled List	6/28/10	RHP Tony Pena Jr. promoted to Triple-A Fresno
4/15/10	INF Andy D'Alessio activated from Disabled List	6/28/10	C Matt Klimas activated from DL, sent down to Advanced-A San Jose
4/19/10	RHP Mitch Lively added from Extended Spring Training	6/28/10	LHP Craig Clark activated from DL, sent down to Low-A Augusta
4/19/10	LHP Clayton Tanner added from Extended Spring Training	6/28/10	RHP Craig Westcott promoted from Advanced-A San Jose
4/19/10	RHP Ronnie Ray sent to Extended Spring Training	7/1/10	C Jackson Williams promoted to Triple-A Fresno
4/19/10	RHP Mike MacDonald sent to Extended Spring Training	7/1/10	C Nestor Rojas sent down from Triple-A Fresno
4/22/10	RHP Mike MacDonald added from Extended Spring Training	7/2/10	INF Michael Ambort sent down to Advanced-A San Jose
4/22/10	RHP Ronnie Ray added from Extended Spring Training	7/2/10	INF Brandon Belt promoted from Advanced-A San Jose
4/22/10	RHP Daryl Maday sent to Extended Spring Training	7/3/10	RHP Daryl Maday promoted to Triple-A Fresno
4/22/10	RHP David Mixon sent to Extended Spring Training	7/3/10	RHP Michael Main traded from Texas, assigned to Double-A Richmond
4/25/10	INF Sharon Schoop sent down to Low-A Augusta	7/4/10	OF Roger Kieschnick placed on Disabled List
4/25/10	RHP Mitch Lively sent down to Low-A Augusta	7/4/10	INF Nick Noonan activated from Disabled List
4/26/10	RHP Daryl Maday added from Extended Spring Training	7/6/10	LHP Wilmin Rodriguez sent down to Low-A Augusta
4/26/10	RHP David Mixon added from Extended Spring Training	7/6/10	RHP Mitch Lively promoted from Low-A Augusta
5/4/10	INF Andy D'Alessio placed on Disabled List	7/7/10	C Nestor Rojas placed on Disabled List
5/4/10	RHP Felix Romero sent down from Triple-A Fresno	7/7/10	INF Brad Boyer activated from DL, sent down from Triple-A Fresno
5/5/10	OF Tyler Graham activated from Disabled List, promoted to Triple-A Fresno	7/8/10	INF Brandon Crawford placed on Disabled List
5/6/10	INF Skyler Stromsmoe placed on Disabled List	7/8/10	INF Juan Ciriaco sent down to Advanced-A San Jose
5/6/10	INF Juan Ciriaco sent down from Triple-A Fresno	7/8/10	INF Sharon Schoop promoted from Low-A Augusta
5/7/10	RHP Mike MacDonald placed on Disabled List	7/8/10	C Eliezer Zambrano promoted from Low-A Augusta
5/10/10	LHP Wilmin Rodriguez added from Extended Spring Training	7/16/10	C Eliezer Zambrano sent down to Low-A Augusta
5/10/10	OF Clay Timpner placed on Disabled List retroactive to 5/8	7/16/10	C Aaron Lowenstein activated from Disabled List Promoted from Advanced-A San Jose
5/10/10	C Matt Klimas activated from Disabled List	7/13/10	RHP Daniel Turpen traded to the Boston Red Sox
5/15/10	INF Michael Ambort placed on Disabled List retroactive to 5/10	8/2/10	INF Skyler Stromsmoe placed on Disabled List
5/15/10	LHP Jake Stevens placed on Temporary Inactive List	8/2/10	INF Juan Ciriaco promoted from Advanced-A San Jose
5/15/10	RHP Mike MacDonald activated from Disabled List	8/2/10	LHP David Quinowski promoted from Advanced-A San Jose
5/15/10	OF Clay Timpner activated from Disabled List	8/4/10	RHP Michael Main placed on Disabled List
5/18/10	LHP Clayton Tanner placed on Disabled List	8/4/10	RHP Daryl Maday sent down from Triple-A Fresno
5/18/10	LHP Jake Stevens activated from Temporary Inactive List	8/8/10	INF Skyler Stromsmoe activated from DL, sent down to Low-A Augusta
5/23/10	C Matt Klimas placed on Disabled List	8/17/10	C Aaron Lowenstein placed on Disabled List
5/23/10	INF Andy D'Alessio activated from Disabled List	8/17/10	INF Juan Ciriaco placed on Disabled List
5/28/10	INF Nick Noonan placed on Disabled List	8/17/10	RHP Adrian Martin signed as a free agent, assigned to Double-A Richmond
5/28/10	OF Roger Kieschnick placed on Disabled List	8/17/10	C Eliezer Zambrano promoted from Low-A Augusta
5/28/10	INF Ryan Lormand promoted from Advanced-A San Jose	8/23/10	RHP David Mixon placed on Temporary Inactive List
5/28/10	OF Eddy Martinez-Estevé activated from Disabled List, sent down from Triple-A Fresno	8/23/10	INF Juan Ciriaco activated from Disabled List
5/29/10	LHP Craig Clark placed on Disabled List	8/25/10	INF Brandon Belt promoted to Triple-A Fresno
5/29/10	LHP Clayton Tanner activated from Disabled List	8/26/10	INF Brock Bond sent down from Triple-A Fresno
6/2/10	INF Andy D'Alessio placed on Disabled List	8/28/10	OF Darren Ford placed on Disabled List
6/2/10	INF Michael Ambort activated from Disabled List	8/28/10	RHP David Mixon activated from Temporary Inactive List
6/5/10	OF Eddy Martinez-Estevé released	9/1/10	OF Darren Ford activated from DL, recalled by San Francisco

2010: IN REVIEW



Flying Squirrels vs. Akron - Final 2010 Batting Statistics

BATTERS	AVG	G	AB	R	H	2B	3B	HR	RBI	BB	IBB	SO	SB	CS	OBP	SLG	OPS	E
Ambort, Michael	.190	6	21	3	4	1	1	0	0	4	0	6	0	0	.320	.333	.653	0
Crawford, Brandon	.190	6	21	5	4	1	0	0	1	6	0	7	0	0	.393	.238	.631	1
Ford, Darren	.148	6	27	2	4	0	0	0	2	2	0	10	1	1	.207	.148	.355	0
Gillaspie, Conor	.304	6	23	3	7	1	0	0	3	2	0	6	0	1	.360	.348	.708	0
Kieschnick, Roger	.316	5	19	4	6	2	0	1	5	1	0	8	0	0	.333	.579	.912	0
LaTorre, Tyler	.667	1	3	1	2	1	0	0	0	1	0	0	0	0	.750	1.000	1.750	1
Lormand, Ryan	.250	2	8	1	2	1	0	0	1	0	0	4	0	0	.250	.375	.625	0
Neal, Thomas	.320	6	25	4	8	3	0	1	5	3	0	4	1	0	.393	.560	.953	0
Stromsmoe, Skyler	.048	6	21	1	1	0	0	0	0	0	0	6	0	0	.048	.048	.095	0
Timpner, Clay	.381	5	21	3	8	1	0	1	5	0	0	3	0	0	.381	.571	.952	0
Williams, Jackson	.400	5	15	1	6	0	0	0	4	3	0	2	0	0	.474	.400	.874	1
Team Total	.255	6	204	28	52	11	1	3	26	22	0	56	2	2	.328	.363	.690	5

Flying Squirrels vs. Akron - Final 2010 Pitching Statistics

PITCHERS	W-L	ERA	G	GS	CG	SHO	SV	SVO	IP	H	R	ER	HR	HB	BB	SO	AVG
MacDonald, Mike	1-0	1.23	1	1	0	0	0	0	7.1	3	1	1	1	1	1	5	.130
Maday, Daryl	0-2	3.68	2	2	0	0	0	0	14.2	19	7	6	1	0	1	5	.339
Mixon, David	0-1	10.38	1	1	0	0	0	0	4.1	7	6	5	0	0	1	2	.368
Pena, Tony	0-0	0.00	1	0	0	0	1	1	1.1	0	0	0	0	0	0	1	.000
Rodriguez, Wilmin	0-0	5.40	3	0	0	0	0	0	5.0	6	4	3	1	0	4	3	.316
Romero, Felix	1-0	3.86	2	2	0	0	0	0	14.0	12	6	6	2	0	1	15	.226
Sisco, Andrew	0-1	3.86	2	0	0	0	0	0	2.1	2	1	1	0	1	1	3	.222
Stevens, Jake	0-0	0.00	3	0	0	0	0	1	2.1	2	0	0	0	0	1	3	.250
Turpen, Daniel	0-0	0.00	1	0	0	0	0	0	0.2	1	0	0	0	0	0	0	.500
Team Total	2-4	3.81	6	6	0	0	1	2	52.0	52	25	22	5	2	10	37	.269

Flying Squirrels vs. Altoona - Final 2010 Batting Statistics

BATTERS	AVG	G	AB	R	H	2B	3B	HR	RBI	BB	IBB	SO	SB	CS	OBP	SLG	OPS	E
Ambort, Michael	.125	10	32	1	4	1	0	0	1	0	0	5	0	0	.121	.156	.277	0
Belt, Brandon	.281	8	32	6	9	1	1	2	6	1	0	8	0	0	.303	.563	.866	0
Bond, Brock	.231	4	13	2	3	0	0	0	1	1	0	4	0	0	.333	.231	.564	0
Boyer, Brad	.227	9	22	2	5	2	1	0	4	3	0	5	1	0	.308	.409	.717	1
Ciriaco, Juan	.118	7	17	1	2	1	0	0	1	0	0	2	0	0	.111	.176	.288	1
Clark, Craig	.000	3	2	0	0	0	0	0	0	0	0	1	0	0	.000	.000	.000	1
Cova, Rafael	.000	8	0	0	0	0	0	0	0	0	0	0	0	0	.000	.000	.000	0
Crawford, Brandon	.283	13	46	7	13	3	1	1	2	8	0	11	0	0	.424	.457	.880	0
D'Alessio, Andy	.250	1	4	0	1	0	0	0	1	0	0	1	0	0	.250	.250	.500	0
Ford, Darren	.282	19	78	7	22	3	0	0	7	5	0	15	10	4	.349	.321	.669	7
Gillaspie, Conor	.288	23	80	9	23	3	2	14	9	0	14	0	0	0	.352	.450	.802	7
Graham, Tyler	.000	1	4	0	0	0	0	0	0	0	2	0	0	0	.000	.000	.000	0
Kieschnick, Roger	.175	13	57	5	10	3	0	0	2	3	0	16	1	1	.217	.228	.445	0
LaTorre, Tyler	.309	19	55	6	17	3	0	0	4	9	0	13	0	0	.415	.364	.779	1
Lively, Mitch	.000	5	0	0	0	0	0	0	0	0	0	0	0	0	.000	.000	.000	0
Lormand, Ryan	.238	14	42	2	10	3	0	0	5	2	0	10	2	0	.273	.310	.582	5
Lowenstein, Aaron	.000	1	3	1	0	0	0	0	0	0	0	1	0	0	.000	.000	.000	0
MacDonald, Mike	.125	6	8	1	1	1	0	0	0	0	3	0	0	0	.125	.250	.375	0
Maday, Daryl	.000	3	2	0	0	0	0	0	0	0	0	1	0	0	.000	.000	.000	0
Martin, Adrian	.333	4	3	0	1	0	0	0	0	0	2	0	0	0	.333	.333	.667	0
Mixon, David	.091	6	11	1	1	0	0	0	0	0	6	0	0	0	.091	.091	.182	0
Neal, Thomas	.286	24	91	11	26	5	0	2	10	7	1	17	1	1	.343	.407	.750	1
Noonan, Nick	.304	23	79	9	24	2	0	1	3	3	0	18	2	2	.337	.367	.704	1
Pena, Tony	.333	5	3	0	1	0	0	0	1	0	0	0	0	0	.250	.333	.583	0
Quinowski, David	.000	2	0	0	0	0	0	0	0	0	0	0	0	0	.000	.000	.000	0
Ray, Ronnie	.000	12	4	1	0	0	0	0	0	1	0	1	0	0	.200	.000	.200	0
Rodriguez, Wilmin	.000	2	1	0	0	0	0	0	0	0	0	1	0	0	.000	.000	.000	0
Romero, Felix	.111	6	9	0	1	0	0	0	0	0	8	0	0	0	.111	.111	.222	0
Schoop, Sharlon	.239	14	46	3	11	0	0	0	2	2	0	11	1	0	.271	.239	.510	2
Sisco, Andrew	.000	7	1	0	0	0	0	0	0	0	0	0	0	0	.000	.000	.000	0
Stevens, Jake	.000	6	0	0	0	0	0	0	0	0	0	0	0	0	.000	.000	.000	0
Stromsmoe, Skyler	.172	11	29	0	5	0	0	0	2	2	0	9	3	0	.250	.172	.422	0
Tanner, Clayton	.125	7	8	0	1	0	0	0	1	3	0	6	0	0	.364	.125	.489	1
Timpner, Clay	.338	19	65	7	22	3	0	0	10	0	0	6	0	0	.358	.385	.743	1
Turpen, Daniel	.250	8	4	0	1	0	0	0	1	0	0	2	0	0	.250	.250	.500	0
Westcott, Craig	.500	2	2	0	1	1	0	0	1	0	0	0	0	0	.500	1.000	1.500	0
Whitaker, Craig	.000	4	1	0	0	0	0	0	0	1	0	1	0	0	.500	.000	.500	0
Williams, Jackson	.152	10	33	3	5	1	0	0	2	5	0	12	0	0	.300	.182	.482	0
Zambrano, Eliezer	.000	1	5	0	0	0	0	0	0	0	0	0	0	0	.000	.000	.000	0
Team Total	.247	26	892	85	220	36	5	8	81	65	1	212	21	8	.307	.325	.632	2

Organization

2011 Flying Squirrels

2010: In Review

History & Records

Eastern League

SF Giants

General Info



2010: IN REVIEW

Organization

2011 Flying Squirrels

2010: In Review

History & Records

Eastern League

SF Giants

General Info

Flying Squirrels vs. Altoona - Final 2010 Pitching Statistics

PITCHERS	W-L	ERA	G	GS	CG	SHO	SV	SVO	IP	H	R	ER	HR	HB	BB	SO	AVG
Clark, Craig	1-2	5.68	3	3	0	0	0	0	12.2	16	12	8	0	0	8	3	.348
Cova, Rafael	0-3	2.89	8	0	0	0	1	2	9.1	6	5	3	0	0	9	11	.176
Lively, Mitch	0-1	6.35	5	0	0	0	0	0	5.2	7	4	4	0	0	3	4	.318
MacDonald, Mike	1-0	2.19	6	5	0	0	0	0	24.2	29	7	6	0	0	7	17	.302
Maday, Daryl	0-1	1.93	3	1	0	0	1	1	9.1	7	3	2	0	0	3	7	.212
Martin, Adrian	1-0	0.00	2	0	0	0	0	0	3.0	5	0	0	0	0	1	0	.385
Mixon, David	1-1	2.31	6	5	0	0	0	0	35.0	26	10	9	2	0	8	25	.213
Pena, Tony	0-0	1.59	5	0	0	0	0	0	11.1	10	2	2	1	1	2	6	.238
Quinowski, David	0-0	20.25	2	0	0	0	0	0	1.1	2	3	3	1	0	1	2	.333
Ray, Ronnie	1-0	2.37	12	0	0	0	2	4	19.0	14	6	5	0	0	2	21	.200
Rodriguez, Wilmin	0-0	0.00	2	0	0	0	0	0	3.1	2	0	0	0	0	2	0	.182
Romero, Felix	2-1	2.55	6	3	0	0	0	0	24.2	21	7	7	0	0	5	17	.226
Sisco, Andrew	1-1	8.59	7	0	0	0	0	0	7.1	9	7	7	2	0	5	8	.300
Stevens, Jake	0-1	1.42	6	0	0	0	1	1	6.1	2	1	1	1	0	7	3	.111
Tanner, Clayton	0-4	3.93	7	7	0	0	0	0	34.1	42	25	15	4	1	20	19	.313
Turpen, Daniel	2-0	0.66	8	0	0	0	0	0	13.2	15	2	1	0	0	3	7	.283
Westcott, Craig	1-1	7.56	2	2	0	0	0	0	8.1	11	7	7	0	0	6	4	.314
Whitaker, Craig	0-0	9.00	4	0	0	0	0	0	7.0	7	7	7	1	1	5	9	.250
Team Total	10-16	3.31	26	26	0	0	5	8	236.1	231	108	87	12	3	97	163	.261

Flying Squirrels vs. Binghamton - Final 2010 Batting Statistics

BATTERS	AVG	G	AB	R	H	2B	3B	HR	RBI	BB	IBB	SO	SB	CS	OBP	SLG	OPS	E
Ambort, Michael	.500	1	4	1	2	0	0	0	0	0	0	1	0	0	.500	.500	1.000	1
Ciriaco, Juan	.400	4	15	1	6	0	0	0	1	1	0	2	0	0	.412	.400	.812	1
Clark, Craig	.000	1	1	0	0	0	0	0	0	0	0	1	0	0	.000	.000	.000	0
Cova, Rafael		3	0	0	0	0	0	0	0	0	0	0	0	0				0
Crawford, Brandon	.148	7	27	2	4	1	0	1	2	3	0	9	0	0	.233	.296	.530	1
D'Alessio, Andy	.333	3	9	3	3	1	0	0	0	1	0	2	0	0	.400	.444	.844	0
Ford, Darren	.179	7	28	4	5	2	0	0	1	1	0	8	1	0	.200	.250	.450	1
Gillaspie, Conor	.348	6	23	4	8	0	0	0	1	2	0	1	0	0	.400	.348	.748	1
Kieschnick, Roger	.444	4	9	0	4	1	0	0	1	1	0	1	0	0	.500	.556	1.056	0
LaTorre, Tyler	.125	2	8	1	1	0	0	0	1	1	1	2	0	0	.222	.125	.347	1
Lormand, Ryan	.000	1	1	0	0	0	0	0	0	0	0	1	0	0	.000	.000	.000	0
MacDonald, Mike	.000	2	1	0	0	0	0	0	0	1	0	0	0	0	.500	.000	.500	0
Mixon, David	.000	1	2	0	0	0	0	0	0	0	0	2	0	0	.000	.000	.000	0
Neal, Thomas	.231	7	26	4	6	3	0	1	2	2	0	3	0	0	.310	.462	.772	1
Noonan, Nick	.333	6	18	1	6	1	0	0	2	2	0	2	1	0	.381	.389	.770	2
Pena, Tony	.000	2	1	0	0	0	0	0	0	0	0	1	0	0	.000	.000	.000	0
Ray, Ronnie	.667	2	3	0	2	1	0	0	5	0	0	0	0	0	.667	1.000	1.667	0
Rodriguez, Wilmin	.000	2	1	0	0	0	0	0	0	0	0	0	0	0	.000	.000	.000	0
Romero, Felix	.000	3	3	0	0	0	0	0	0	0	0	2	0	0	.000	.000	.000	0
Sisco, Andrew		1	0	0	0	0	0	0	0	1	0	0	0	0	1.000			0
Stevens, Jake	.000	3	2	1	0	0	0	0	0	0	0	1	0	0	.000	.000	.000	0
Stromsmoe, Skyler	.000	1	1	0	0	0	0	0	0	0	0	0	0	0	.000	.000	.000	0
Tanner, Clayton	.000	1	2	0	0	0	0	0	0	0	0	1	0	0	.000	.000	.000	0
Timpner, Clay	.300	7	20	0	6	1	0	0	4	3	0	4	1	0	.360	.350	.710	0
Turpen, Daniel		2	0	0	0	0	0	0	0	0	0	0	0	0				0
Whitaker, Craig	.000	3	1	0	0	0	0	0	0	0	0	1	0	0	.000	.000	.000	0
Williams, Jackson	.053	6	19	0	1	0	0	0	0	3	0	6	0	0	.182	.053	.234	0
Team Total	.240	7	225	22	54	11	0	2	20	22	1	51	3	0	.304	.316	.620	9

Flying Squirrels vs. Binghamton - Final 2010 Pitching Statistics

PITCHERS	W-L	ERA	G	GS	CG	SHO	SV	SVO	IP	H	R	ER	HR	HB	BB	SO	AVG
Clark, Craig	0-1	9.82	1	1	0	0	0	0	3.2	5	5	4	1	0	4	2	.357
Cova, Rafael	0-0	0.00	3	0	0	0	2	2	3.2	1	0	0	0	0	2	4	.091
MacDonald, Mike	0-2	13.50	2	2	0	0	0	0	6.0	18	11	9	2	0	2	2	.500
Mixon, David	0-0	3.18	1	1	0	0	0	0	5.2	4	2	2	0	1	3	4	.200
Pena, Tony	0-0	0.00	2	0	0	0	0	0	3.1	5	0	0	0	0	2	3	.385
Ray, Ronnie	0-0	6.00	2	1	0	0	0	0	6.0	10	4	4	1	0	0	3	.370
Rodriguez, Wilmin	0-0	3.60	2	0	0	0	0	0	5.0	3	3	2	0	0	1	5	.158
Romero, Felix	0-1	6.48	3	1	0	0	0	0	8.1	11	6	6	0	0	1	3	.314
Sisco, Andrew	0-0	0.00	1	0	0	0	0	0	3.0	2	0	0	0	0	1	5	.182
Stevens, Jake	2-0	0.00	3	0	0	0	0	0	4.2	3	0	0	0	0	0	3	.200
Tanner, Clayton	1-0	3.00	1	1	0	0	0	0	6.0	6	2	2	0	0	1	6	.240
Turpen, Daniel	0-0	16.20	2	0	0	0	0	0	1.2	4	3	3	1	0	0	2	.444
Whitaker, Craig	0-0	4.50	3	0	0	0	0	0	4.0	5	3	2	2	0	0	0	.313
Team Total	3-4	5.02	7	7	0	0	2	2	61.0	77	39	34	7	1	17	42	.307

2010: IN REVIEW



Flying Squirrels vs. Bowie - Final 2010 Batting Statistics

BATTERS	AVG	G	AB	R	H	2B	3B	HR	RBI	BB	IBB	SO	SB	CS	OBP	SLG	OPS	E
Ambort, Michael	.100	6	20	1	2	0	0	0	0	2	0	7	0	0	.182	.100	.282	0
Belt, Brandon	.410	10	39	7	16	5	1	2	8	6	0	5	0	0	.489	.744	1.232	0
Bond, Brock	.250	4	16	2	4	1	1	0	1	1	0	2	0	0	.294	.438	.732	0
Boyer, Brad	.306	13	49	11	15	0	1	1	9	6	0	10	0	2	.382	.408	.790	1
Ciriaco, Juan	.257	9	35	3	9	3	1	0	4	0	0	3	1	0	.257	.400	.657	1
Crawford, Brandon	.280	14	50	5	14	0	1	0	4	8	0	8	1	0	.367	.320	.687	1
D'Alessio, Andy	.235	5	17	2	4	0	0	0	1	4	0	5	0	0	.381	.235	.616	0
Ford, Darren	.273	22	88	12	24	3	1	0	8	11	0	17	6	2	.360	.330	.690	1
Gillaspie, Conor	.239	28	109	10	26	7	2	2	16	9	2	13	0	1	.294	.394	.689	1
Graham, Tyler	.250	1	4	0	1	0	0	0	0	0	0	2	1	0	.250	.250	.500	0
Kieschnick, Roger	.316	10	38	8	12	0	0	3	7	4	1	9	0	0	.381	.553	.934	0
LaTorre, Tyler	.115	19	61	2	7	3	0	0	6	9	0	18	0	1	.229	.164	.393	0
Lormand, Ryan	.208	16	53	7	11	4	0	0	6	1	0	11	1	0	.228	.283	.511	1
Lowenstein, Aaron	.000	1	4	0	0	0	0	0	0	0	0	0	0	0	.000	.000	.000	0
Martinez-Esteve, Eddy	.000	3	8	0	0	0	0	0	0	2	0	4	0	0	.273	.000	.273	0
Neal, Thomas	.290	26	100	13	29	8	1	2	13	10	0	19	1	0	.365	.450	.815	3
Noonan, Nick	.232	25	99	14	23	2	1	1	7	6	0	20	1	0	.276	.303	.579	3
Schoop, Sharlon	.234	12	47	4	11	4	0	0	3	4	1	9	0	0	.294	.319	.613	1
Stromsmoe, Skylar	.308	5	13	1	4	0	0	0	0	0	0	2	0	0	.308	.308	.615	0
Timpner, Clay	.333	25	87	8	29	8	1	2	14	8	0	13	2	1	.378	.517	.895	2
Williams, Jackson	.219	11	32	5	7	3	0	0	2	5	0	11	0	0	.405	.313	.717	0
Zambrano, Eliezer	.333	1	3	0	1	1	0	0	1	0	0	1	0	0	.333	.667	1.000	0
Team Total	.256	29	972	115	249	52	11	13	110	96	4	189	14	7	.327	.372	.699	17

Flying Squirrels vs. Bowie - Final 2010 Pitching Statistics

PITCHERS	W-L	ERA	G	GS	CG	SHO	SV	SVO	IP	H	R	ER	HR	HB	BB	SO	AVG
Cova, Rafael	0-1	1.84	12	0	0	0	6	7	14.2	3	3	3	0	1	7	22	.070
Lively, Mitch	0-0	1.69	4	0	0	0	2	2	5.1	2	1	1	0	0	1	5	.118
MacDonald, Mike	1-1	2.53	4	4	0	0	0	0	21.1	19	6	6	0	3	4	15	.244
Maday, Daryl	2-1	3.16	6	4	0	0	0	0	25.2	29	9	9	0	1	12	19	.293
Main, Michael	0-1	21.00	1	1	0	0	0	0	3.0	5	7	7	2	0	6	2	.385
Martin, Adrian	0-0	1.93	3	0	0	0	0	0	4.2	3	1	1	0	1	0	6	.176
Mixon, David	2-2	3.81	5	4	0	0	0	0	28.1	29	13	12	5	2	4	27	.274
Pena, Tony	1-1	4.32	7	0	0	0	1	1	8.1	11	4	4	0	0	4	6	.333
Quinowski, David	1-0	0.00	2	0	0	0	0	0	3.0	1	1	0	0	0	3	4	.100
Ray, Ronnie	0-1	5.68	8	1	0	0	1	1	12.2	13	10	8	1	0	4	12	.260
Rodriguez, Wilmin	0-0	6.75	3	0	0	0	0	0	2.2	3	2	2	0	0	3	2	.300
Romero, Felix	2-0	3.72	5	3	0	0	0	0	19.1	23	9	8	3	0	3	15	.299
Sisco, Andrew	1-0	3.07	9	0	0	0	1	1	14.2	8	5	5	0	0	9	25	.157
Stevens, Jake	0-1	3.97	7	1	0	0	1	1	11.1	10	5	5	2	1	5	9	.244
Tanner, Clayton	4-2	3.46	7	7	0	0	0	0	39.0	36	17	15	1	2	11	22	.245
Turpen, Daniel	0-2	5.11	7	0	0	0	1	3	12.1	11	7	7	2	0	6	19	.244
Westcott, Craig	2-0	2.66	4	4	0	0	0	0	23.2	18	10	7	4	3	8	24	.209
Whitaker, Craig	0-0	1.80	4	0	0	0	0	0	5.0	4	1	1	1	0	3	7	.222
Team Total	16-13	3.56	29	29	0	5	13	16	255.0	228	111	101	21	14	93	241	.242

Flying Squirrels vs. Erie - Final 2010 Batting Statistics

BATTERS	AVG	G	AB	R	H	2B	3B	HR	RBI	BB	IBB	SO	SB	CS	OBP	SLG	OPS	E
Ambort, Michael	.143	4	14	1	2	0	0	1	1	0	0	2	0	0	.143	.357	.500	0
Belt, Brandon	.500	2	8	2	4	0	0	1	1	0	0	1	0	0	.500	.875	1.375	0
Bond, Brock	.294	4	17	4	5	2	0	0	2	1	0	4	0	0	.333	.412	.745	0
Boyer, Brad	.143	4	14	1	2	1	0	1	3	3	0	4	1	0	.294	.429	.723	0
Ciriaco, Juan	.400	9	25	6	10	3	0	2	6	4	1	5	1	0	.467	.760	1.227	1
Crawford, Brandon	.238	9	42	7	10	2	0	2	7	2	0	14	0	0	.273	.429	.701	3
Ford, Darren	.275	9	40	7	11	2	1	0	1	5	0	3	2	2	.356	.375	.731	0
Gillaspie, Conor	.347	14	49	3	17	0	0	1	7	3	0	4	0	1	.389	.408	.797	2
Kieschnick, Roger	.231	7	26	1	6	1	1	0	2	2	0	8	0	1	.286	.346	.632	0
Klimas, Matt	.000	1	2	0	0	0	0	0	0	1	0	1	0	0	.500	.000	.500	0
LaTorre, Tyler	.320	8	25	5	8	2	0	1	1	3	0	10	0	0	.393	.520	.913	2
Lormand, Ryan	.231	8	26	3	6	2	0	0	2	2	0	8	0	0	.286	.308	.593	0
Neal, Thomas	.267	14	60	7	16	3	0	3	10	5	1	11	2	1	.323	.467	.790	1
Noonan, Nick	.050	7	20	2	1	1	0	0	1	2	1	3	0	0	.130	.100	.230	0
Rojas, Nestor	.200	3	10	0	2	0	0	0	0	0	0	1	0	0	.273	.200	.473	0
Schoop, Sharlon	.071	4	14	1	1	0	0	0	0	2	0	2	0	0	.188	.071	.259	0
Stromsmoe, Skylar	.318	6	22	2	7	1	0	0	2	1	0	4	0	0	.333	.364	.697	0
Timpner, Clay	.235	13	51	2	12	1	0	1	5	3	0	8	0	0	.278	.314	.592	0
Williams, Jackson	.059	5	17	1	1	1	0	0	1	3	0	4	0	0	.200	.118	.318	0
Zambrano, Eliezer	.333	1	3	0	1	1	0	0	0	0	0	1	0	0	.333	.667	1.000	0
Team Total	.252	14	485	55	122	23	2	13	52	42	3	98	6	6	.313	.388	.700	1

Organization

2011 Flying Squirrels

2010: In Review

History & Records

Eastern League

SF Giants

General Info



2010: IN REVIEW

Organization

2011 Flying Squirrels

2010: In Review

History & Records

Eastern League

SF Giants

General Info

Flying Squirrels vs. Erie - Final 2010 Pitching Statistics

PITCHERS	W-L	ERA	G	GS	CG	SHO	SV	SVO	IP	H	R	ER	HR	HB	BB	SO	AVG
Clark, Craig	0-0	0.00	1	1	0	0	0	0	5.2	4	1	0	0	0	2	4	.200
Cova, Rafael	0-0	3.18	5	0	0	0	3	4	5.2	4	2	2	0	0	6	12	.182
Lively, Mitch	0-0	0.00	2	0	0	0	0	0	5.1	4	0	0	0	0	0	4	.200
MacDonald, Mike	1-0	2.76	3	2	0	0	0	0	16.1	17	6	5	2	0	7	8	.270
Maday, Daryl	0-1	4.26	2	1	0	0	0	0	6.1	12	4	3	0	1	3	3	.429
Main, Michael	0-1	0.00	1	1	0	0	0	0	1.2	2	4	0	0	0	2	2	.286
Martin, Adrian	0-0	0.00	1	0	0	0	0	0	1.2	2	0	0	0	0	0	1	.286
Mixon, David	1-1	7.20	2	2	0	0	0	0	10.0	14	8	8	2	1	3	8	.311
Pena, Tony	1-0	0.00	3	0	0	0	1	1	6.1	3	0	0	0	1	10	.143	
Quinowski, David	0-0	0.00	2	0	0	0	0	0	1.0	0	0	0	0	1	0	1	.000
Ray, Ronnie	0-0	3.60	4	0	0	0	0	0	5.0	3	2	2	0	0	3	7	.176
Rodriguez, Wilmin	0-1	0.00	2	0	0	0	0	0	4.1	5	1	0	0	0	0	2	.278
Romero, Felix	0-0	1.84	3	2	0	0	0	0	14.2	12	4	3	1	0	4	11	.226
Sisco, Andrew	2-0	1.17	5	0	0	0	0	0	7.2	4	1	1	0	0	4	7	.160
Stevens, Jake	2-1	1.93	5	1	0	0	0	0	9.1	9	2	2	0	1	2	9	.257
Tanner, Clayton	0-0	2.51	2	2	0	0	0	0	14.1	8	4	4	0	2	4	5	.167
Turpen, Daniel	1-0	10.80	3	0	0	0	0	0	3.1	4	4	4	0	0	1	1	.308
Westcott, Craig	0-1	5.79	2	2	0	0	0	0	9.1	13	6	6	2	0	4	4	.342
Whitaker, Craig	0-0	0.00	1	0	0	0	0	0	1.0	2	0	0	0	0	0	2	.400
Team Total	8-6	2.79	14	14	0	1	4	5	129.0	122	49	40	7	7	46	101	.250

Flying Squirrels vs. Harrisburg - Final 2010 Batting Statistics

BATTERS	AVG	G	AB	R	H	2B	3B	HR	RBI	BB	IBB	SO	SB	CS	OBP	SLG	OPS	E
Ambort, Michael	.214	4	14	2	3	1	0	1	1	0	0	2	0	0	.214	.500	.714	1
Belt, Brandon	.429	4	14	2	6	1	0	1	2	2	0	2	0	1	.529	.714	1.244	0
Boyer, Brad	.143	2	7	1	1	1	0	0	0	1	0	1	0	0	.250	.286	.536	1
Ciriaco, Juan	.176	6	17	1	3	1	1	0	1	2	0	7	0	0	.263	.353	.616	0
Clark, Craig	.000	1	2	0	0	0	0	0	0	0	0	1	0	0	.000	.000	.000	0
Cova, Rafael	.000	2	0	0	0	0	0	0	0	0	0	0	0	0	.000	.000	.000	0
Crawford, Brandon	.381	6	21	3	8	0	0	1	1	3	0	8	1	0	.458	.524	.982	1
D'Alessio, Andy	.000	1	2	0	0	0	0	0	0	0	0	1	0	0	.000	.000	.000	0
Ford, Darren	.108	10	37	6	4	2	1	0	3	4	0	12	2	2	.195	.216	.411	0
Gillaspie, Conor	.290	9	31	3	9	2	1	1	7	0	0	4	0	0	.313	.516	.829	3
Kieschnick, Roger	.250	3	8	0	2	0	0	0	2	2	0	3	0	1	.333	.250	.583	0
La Torre, Tyler	.182	7	22	0	4	0	0	0	2	0	0	7	0	0	.182	.182	.364	1
Lively, Mitch	.000	1	0	0	0	0	0	0	0	0	0	0	0	0	.000	.000	.000	0
Lormand, Ryan	.235	7	17	1	4	0	0	0	3	3	0	3	0	0	.350	.235	.585	0
MacDonald, Mike	.000	1	1	0	0	0	0	0	0	0	0	1	0	0	.000	.000	.000	0
Maday, Daryl	.333	2	3	0	1	0	0	0	1	0	0	2	0	0	.333	.333	.667	0
Main, Michael	.000	1	1	0	0	0	0	0	0	0	0	0	0	0	.000	.000	.000	0
Martinez-Estevae, Eddy	.000	3	4	0	0	0	0	0	0	0	0	0	0	0	.000	.000	.000	0
Mixon, David	.143	3	7	1	1	0	0	0	0	0	5	0	0	0	.143	.143	.286	0
Neal, Thomas	.237	10	38	2	9	0	0	0	3	2	0	8	2	1	.275	.237	.512	0
Noonan, Nick	.174	6	23	1	4	0	0	0	0	2	1	3	0	0	.269	.174	.443	1
Pena, Tony	.000	2	1	0	0	0	0	0	0	0	0	1	0	0	.000	.000	.000	0
Ray, Ronnie	.333	4	3	0	1	0	0	0	0	0	2	0	0	0	.333	.333	.667	0
Rodriguez, Wilmin	.000	1	0	0	0	0	0	0	0	0	0	0	0	0	.000	.000	.000	0
Rojas, Nestor	.500	2	6	0	3	0	0	0	0	0	0	0	0	0	.500	.500	1.000	0
Romero, Felix	.000	2	0	0	0	0	0	0	0	0	0	0	0	0	.000	.000	.000	0
Schoop, Sharlon	.000	1	1	0	0	0	0	0	0	0	0	0	0	0	.000	.000	.000	0
Sisco, Andrew	.000	5	0	0	0	0	0	0	0	0	0	0	0	0	.000	.000	.000	0
Stevens, Jake	.000	4	1	0	0	0	0	0	0	0	0	0	0	0	.000	.000	.000	1
Stromsmoe, Skyler	.000	2	6	0	0	0	0	0	0	0	2	0	0	0	.000	.000	.000	0
Tanner, Clayton	.000	1	2	0	0	0	0	0	0	0	1	0	0	0	.000	.000	.000	0
Timprer, Clay	.318	8	22	4	7	0	0	0	0	4	0	4	0	0	.423	.318	.741	0
Turpen, Daniel	.000	4	1	0	0	0	0	0	0	0	1	0	0	0	.000	.000	.000	0
Westcott, Craig	.000	1	2	0	0	0	0	0	0	0	1	0	0	0	.000	.000	.000	0
Whitaker, Craig	.000	1	0	0	0	0	0	0	0	0	0	0	0	0	.000	.000	.000	0
Williams, Jackson	.100	3	10	1	1	1	0	0	0	2	0	4	0	1	.250	.200	.450	0
Team Total	.219	10	324	28	71	9	3	4	26	27	1	86	5	6	.284	.302	.586	0

2010: IN REVIEW



Flying Squirrels vs. Harrisburg - Final 2010 Pitching Statistics

PITCHERS	W-L	ERA	G	GS	CG	SHO	SV	SVO	IP	H	R	ER	HR	HB	BB	SO	AVG
Clark, Craig	0-0	5.40	1	1	0	0	0	0	5.0	6	3	3	2	0	1	3	.300
Cova, Rafael	0-0	0.00	2	0	0	0	1	1	2.0	2	0	0	0	0	1	2	.286
Lively, Mitch	0-0	9.00	1	0	0	0	0	0	1.0	2	1	1	1	0	0	0	.500
MacDonald, Mike	0-0	0.00	1	0	0	0	0	0	1.1	2	0	0	0	0	0	0	.333
Maday, Daryl	1-1	3.60	2	2	0	0	0	0	10.0	12	5	4	1	1	3	8	.308
Main, Michael	0-0	12.46	1	1	0	0	0	0	4.1	5	6	6	1	1	3	0	.313
Mixon, David	2-1	2.25	3	3	0	0	0	0	20.0	14	5	5	1	1	4	14	.200
Pena, Tony	0-0	0.00	2	0	0	0	1	1	3.0	0	0	0	0	0	2	4	.000
Ray, Ronnie	0-1	5.68	3	1	0	0	0	0	6.1	7	4	4	0	0	2	4	.280
Rodriguez, Wilmin	0-0	18.00	1	0	0	0	0	0	1.0	2	2	2	0	0	0	0	.500
Romero, Felix	0-0	0.00	2	0	0	0	0	0	1.2	1	0	0	0	0	1	1	.143
Sisco, Andrew	0-1	2.84	5	0	0	0	0	0	6.1	4	3	2	0	0	1	7	.174
Stevens, Jake	0-0	0.00	4	0	0	0	0	0	6.0	5	1	0	0	0	1	4	.238
Tanner, Clayton	0-1	4.05	1	1	0	0	0	0	6.2	6	3	3	1	1	1	2	.240
Turpen, Daniel	0-1	5.06	4	0	0	0	0	1	5.1	7	3	3	0	0	3	5	.292
Westcott, Craig	0-1	3.60	1	1	0	0	0	0	5.0	6	3	2	1	0	3	4	.300
Whitaker, Craig	0-0	0.00	1	0	0	0	0	0	1.0	1	0	0	0	1	1	0	.250
Team Total	3-7	3.66	10	10	0	1	2	3	86.0	82	39	35	8	5	27	58	.253

Flying Squirrels vs. New Britain - Final 2010 Batting Statistics

BATTERS	AVG	G	AB	R	H	2B	3B	HR	RBI	BB	IBB	SO	SB	CS	OBP	SLG	OPS	E
Ambort, Michael	.455	6	22	5	10	1	0	0	2	2	0	2	0	1	.520	.500	1.020	0
Belt, Brandon	.250	3	12	1	3	0	0	1	2	1	0	3	0	0	.308	.500	.808	0
Boyer, Brad	.200	2	5	2	1	0	0	0	0	4	0	2	0	0	.556	.200	.756	0
Ciriaco, Juan	.333	1	3	0	1	0	0	0	0	1	0	0	0	0	.500	.333	.833	0
Crawford, Brandon	.217	8	23	6	5	1	0	2	5	4	0	4	0	0	.310	.522	.832	0
D'Alessio, Andy	.214	4	14	2	3	1	1	0	1	1	0	4	0	0	.267	.429	.695	0
Ford, Darren	.311	12	45	8	14	1	3	3	7	5	0	9	1	2	.380	.667	1.047	0
Gillaspie, Conor	.196	12	46	3	9	3	0	0	3	1	0	7	1	1	.204	.261	.465	1
Kieschnick, Roger	.429	6	21	2	9	0	1	0	1	2	0	3	1	0	.478	.524	1.002	0
La Torre, Tyler	.125	3	8	1	1	1	0	0	0	2	0	3	0	0	.300	.250	.550	0
Lormand, Ryan	.100	6	20	1	2	0	0	0	2	1	0	4	0	0	.143	.100	.243	1
Neal, Thomas	.364	12	44	4	16	6	0	0	10	4	0	11	0	0	.429	.500	.929	0
Noonan, Nick	.120	7	25	3	3	1	0	0	2	1	0	5	0	0	.154	.160	.314	0
Schoop, Sharlon	.200	3	10	0	2	1	0	0	4	0	0	0	0	0	.182	.300	.482	0
Stromsmoe, Skyler	.400	4	15	2	6	2	0	1	1	0	0	0	0	0	.400	.733	1.133	0
Timpner, Clay	.286	11	35	4	10	1	0	0	2	3	0	2	2	2	.359	.314	.673	0
Williams, Jackson	.280	8	25	4	7	2	1	1	3	3	0	6	0	0	.357	.560	.917	0
Zambrano, Eliezer	.667	1	3	0	2	0	0	0	0	0	0	0	0	0	.667	.667	1.333	0
Team Total	.277	12	376	48	104	21	6	8	45	35	0	65	4	6	.339	.428	.767	3

Flying Squirrels vs. New Britain - Final 2010 Pitching Statistics

PITCHERS	W-L	ERA	G	GS	CG	SHO	SV	SVO	IP	H	R	ER	HR	HB	BB	SO	AVG
Clark, Craig	0-0	3.60	1	1	0	0	0	0	5.0	3	2	2	0	0	2	4	.158
Cova, Rafael	0-0	0.00	4	0	0	0	4	4	3.0	0	0	0	0	0	2	4	.000
Lively, Mitch	1-1	6.75	2	0	0	0	0	0	1.1	1	1	1	0	0	4	0	.250
MacDonald, Mike	0-1	3.86	1	1	0	0	0	0	7.0	4	3	3	1	1	0	6	.154
Maday, Daryl	3-1	3.33	4	4	0	0	0	0	24.1	20	9	9	1	0	3	10	.230
Martin, Adrian	0-0	0.00	1	0	0	0	0	0	1.0	1	0	0	0	0	0	2	.250
Mixon, David	2-0	1.37	3	3	1	1	0	0	19.2	17	3	3	0	1	2	13	.246
Pena, Tony	1-0	4.91	3	0	0	0	1	2	3.2	2	2	2	1	0	2	3	.167
Ray, Ronnie	0-0	0.00	2	0	0	0	0	0	3.2	1	0	0	0	0	0	5	.091
Rodriguez, Wilmin	0-0	0.00	1	0	0	0	0	0	1.0	0	0	0	0	0	1	0	.000
Romero, Felix	0-0	0.00	1	0	0	0	0	0	2.1	2	0	0	0	0	0	3	.222
Sisco, Andrew	0-1	8.31	5	0	0	0	0	1	4.1	8	4	4	0	0	2	3	.400
Stevens, Jake	0-0	1.59	4	0	0	0	0	2	5.2	5	1	1	0	1	2	5	.227
Tanner, Clayton	0-0	5.52	3	3	0	0	0	0	14.2	17	11	9	1	1	8	5	.293
Turpen, Daniel	1-0	5.40	4	0	0	0	0	1	3.1	4	2	2	0	1	1	0	.286
Whitaker, Craig	0-0	0.00	1	0	0	0	0	0	1.0	1	1	0	0	0	1	0	.250
Team Total	8-4	3.21	12	12	1	1	5	10	101.0	86	39	36	4	5	30	63	.232

Organization

2011 Flying Squirrels

2010: In Review

History & Records

Eastern League

SF Giants

General Info



2010: IN REVIEW

Organization

2011 Flying Squirrels

History & Records

2010: In Review

Eastern League

SF Giants

General Info

Flying Squirrels vs. New Hampshire - Final 2010 Batting Statistics

BATTERS	AVG	G	AB	R	H	2B	3B	HR	RBI	BB	IBB	SO	SB	CS	OBP	SLG	OPS	E
Belt, Brandon	.381	5	21	3	8	2	0	2	9	4	0	5	1	0	.480	.762	1.242	0
Boyer, Brad	.188	4	16	3	3	1	0	0	2	3	0	2	0	0	.316	.250	.566	0
Ciriaco, Juan	.000	2	3	0	0	0	0	0	0	0	0	1	0	0	.000	.000	.000	0
Ford, Darren	.238	4	21	2	5	2	1	0	1	0	0	7	3	0	.238	.429	.667	1
Gillaspie, Conor	.316	5	19	1	6	0	0	1	3	5	1	3	0	0	.458	.474	.932	1
LaTorre, Tyler	.133	4	15	3	2	0	1	0	0	4	0	4	0	0	.316	.267	.582	0
Lormand, Ryan	.333	3	12	2	4	0	0	0	1	1	0	3	0	0	.385	.333	.718	0
Lowenstein, Aaron	.333	2	3	0	1	0	0	0	0	0	0	0	0	0	.333	.333	.667	0
Neal, Thomas	.208	5	24	3	5	3	0	0	4	0	0	5	0	0	.231	.333	.564	0
Noonan, Nick	.208	5	24	4	5	0	1	0	3	0	0	7	1	0	.208	.292	.500	0
Schoop, Sharlon	.143	3	14	2	2	0	0	0	0	1	0	4	0	0	.200	.143	.343	0
Timprner, Clay	.227	5	22	2	5	0	1	0	2	2	0	6	0	0	.292	.318	.610	0
Team Total	.237	5	194	25	46	8	4	3	25	20	1	47	5	0	.310	.366	.676	5

Flying Squirrels vs. New Hampshire - Final 2010 Pitching Statistics

PITCHERS	W-L	ERA	G	GS	CG	SHO	SV	SVO	IP	H	R	ER	HR	HB	BB	SO	AVG
Cova, Rafael	0-0	3.86	2	0	0	0	1	2	4.2	2	2	2	1	0	1	4	1.25
LaTorre, Tyler	0-0	0.00	1	0	0	0	0	0	2.0	2	0	0	0	0	0	1	2.50
Lively, Mitch	1-0	7.36	3	0	0	0	0	0	3.2	8	5	3	0	0	3	3	4.44
MacDonald, Mike	1-0	0.60	2	2	1	1	0	0	15.0	10	1	1	1	0	2	9	1.92
Maday, Daryl	0-1	15.75	1	1	0	0	0	0	4.0	6	7	7	3	0	2	4	3.53
Quinowski, David	1-0	0.00	2	0	0	0	0	0	4.0	3	0	0	0	0	0	4	2.14
Ray, Ronnie	0-0	0.00	3	0	0	0	0	0	2.2	2	0	0	0	0	2	2	2.00
Romero, Felix	0-1	16.20	1	1	0	0	0	0	1.2	5	3	3	0	0	1	0	5.56
Sisco, Andrew	0-0	8.44	2	0	0	0	0	0	5.1	7	5	5	0	0	4	5	3.18
Stevens, Jake	0-0	0.00	2	0	0	0	0	0	2.1	1	0	0	0	0	0	1	1.25
Westcott, Craig	0-0	3.86	1	1	0	0	0	0	4.2	6	2	2	0	0	1	4	3.00
Team Total	3-2	4.14	5	5	1	1	1	2	50.0	52	25	23	5	0	16	37	.268

Flying Squirrels vs. Portland - Final 2010 Batting Statistics

BATTERS	AVG	G	AB	R	H	2B	3B	HR	RBI	BB	IBB	SO	SB	CS	OBP	SLG	OPS	E
Belt, Brandon	.211	6	19	1	4	1	0	0	4	3	0	3	0	0	.320	.263	.583	0
Boyer, Brad	.412	6	17	3	7	1	0	0	4	4	0	4	1	0	.545	.471	1.016	0
Ciriaco, Juan	.000	1	0	0	0	0	0	0	0	0	0	0	0	0	.000	.000	.000	0
Ford, Darren	.308	6	26	6	8	3	0	0	3	1	0	6	3	0	.333	.423	.756	0
Gillaspie, Conor	.259	6	27	6	7	4	0	0	3	0	0	5	0	0	.250	.407	.657	0
LaTorre, Tyler	.214	5	14	6	3	2	0	0	3	3	0	5	0	0	.333	.357	.690	1
Lormand, Ryan	.154	4	13	3	2	1	0	0	1	0	0	2	0	1	.214	.231	.445	3
Lowenstein, Aaron	.000	2	6	0	0	0	0	0	0	0	0	2	0	0	.000	.000	.000	0
Neal, Thomas	.375	6	24	6	9	3	0	0	0	3	0	4	1	1	.464	.500	.964	1
Noonan, Nick	.227	5	22	4	5	2	0	1	6	0	0	1	0	0	.217	.455	.672	1
Schoop, Sharlon	.429	5	21	4	9	4	0	1	9	1	0	3	0	1	.455	.762	1.216	0
Timprner, Clay	.350	6	20	3	7	1	0	0	3	4	0	2	0	1	.458	.400	.858	0
Team Total	.292	6	209	42	61	22	0	2	36	19	0	37	5	4	.354	.426	.780	8

Flying Squirrels vs. Portland - Final 2010 Pitching Statistics

PITCHERS	W-L	ERA	G	GS	CG	SHO	SV	SVO	IP	H	R	ER	HR	HB	BB	SO	AVG
Cova, Rafael	0-0	0.00	2	0	0	0	1	1	1.1	2	0	0	0	0	1	0	.333
Lively, Mitch	0-1	10.12	2	0	0	0	0	0	2.2	4	3	3	0	0	3	0	4.00
Maday, Daryl	1-0	0.00	1	0	0	0	0	0	1.1	0	0	0	0	0	0	0	.000
Mixon, David	0-0	4.50	2	2	0	0	0	0	10.0	10	5	5	0	1	5	7	2.78
Quinowski, David	0-0	3.38	3	0	0	0	1	1	2.2	3	1	1	0	0	0	2	.273
Ray, Ronnie	1-0	0.00	3	0	0	0	0	0	4.1	1	0	0	0	0	1	2	.071
Sisco, Andrew	0-0	6.35	2	0	0	0	0	0	5.2	5	4	4	1	0	3	4	2.38
Stevens, Jake	0-0	3.60	3	0	0	0	0	1	5.0	5	2	2	1	1	2	2	.278
Tanner, Clayton	1-1	6.52	2	2	0	0	0	0	9.2	16	9	7	1	0	7	6	4.00
Westcott, Craig	1-0	7.15	2	2	0	0	0	0	11.1	14	9	9	2	0	5	4	2.92
Team Total	4-2	5.17	6	6	0	0	2	3	54.0	60	33	31	5	2	27	27	.288

2010: IN REVIEW



Flying Squirrels vs. Reading - Final 2010 Batting Statistics

BATTERS	AVG	G	AB	R	H	2B	3B	HR	RBI	BB	IBB	SO	SB	CS	OBP	SLG	OPS	E
Ambort, Michael	.250	8	24	4	6	2	0	1	6	1	0	7	0	0	.280	.458	.738	0
Belt, Brandon	.350	5	20	3	7	1	3	0	7	3	1	4	0	0	.435	.700	1.135	0
Boyer, Brad	.000	5	13	0	0	0	0	0	1	1	0	2	0	0	.071	.000	.071	0
Ciriaco, Juan	.286	8	14	2	4	0	1	0	0	0	0	2	0	0	.286	.429	.714	1
Clark, Craig	.333	2	3	0	1	1	0	0	0	0	0	1	0	0	.333	.667	1.000	0
Cova, Rafael	.000	6	1	0	0	0	0	0	0	0	0	1	0	0	.000	.000	.000	0
Crawford, Brandon	.180	13	50	6	9	3	1	0	0	4	0	14	2	0	.255	.280	.535	3
D'Alessio, Andy	.368	5	19	2	7	3	0	2	7	2	1	2	0	0	.429	.842	1.271	0
Ford, Darren	.240	12	50	8	12	2	1	1	3	4	0	11	5	1	.296	.380	.676	0
Gillaspie, Conor	.369	18	65	13	24	5	2	1	9	5	1	4	0	0	.408	.554	.962	1
Kieschnick, Roger	.156	12	45	1	7	1	1	0	3	3	0	7	0	0	.220	.222	.442	0
Klimas, Matt	1.000	1	1	0	1	0	0	0	1	0	0	0	0	0	1.000	1.000	2.000	0
LaTorre, Tyler	.147	10	34	2	5	0	0	1	3	2	0	10	0	2	.216	.235	.452	0
Lively, Mitch	.500	3	2	0	1	0	0	0	0	0	0	0	0	0	.500	500	1.000	1
Lormand, Ryan	.282	10	39	3	11	2	0	0	0	1	0	10	2	0	.300	.333	.633	1
Lowenstein, Aaron	.500	1	4	1	2	1	0	0	2	0	0	1	0	0	.500	.750	1.250	0
MacDonald, Mike	.143	5	7	0	1	0	0	0	0	1	0	2	0	0	.250	.143	.393	0
Maday, Daryl	.125	4	8	0	1	0	0	0	0	0	0	5	0	0	.125	.125	.250	0
Main, Michael		1	0	0	0	0	0	0	0	0	0	0	0	0				0
Martin, Adrian		1	0	0	0	0	0	0	0	0	0	0	0	0				0
Mixon, David	.167	3	6	1	1	0	0	1	1	0	0	3	0	0	.167	.667	.833	0
Neal, Thomas	.338	20	71	12	24	3	0	3	12	8	1	7	3	0	.420	.507	.927	2
Noonan, Nick	.278	15	54	4	15	3	0	0	2	5	0	14	2	1	.333	.333	.667	2
Pena, Tony		5	0	0	0	0	0	0	0	0	0	0	0	0				0
Quinowski, David		1	0	0	0	0	0	0	0	0	0	0	0	0				0
Ray, Ronnie	.333	9	3	1	1	0	0	1	2	2	0	1	0	0	.600	1.333	1.933	0
Rodriguez, Wilmin		2	0	0	0	0	0	0	0	0	0	0	0	0				0
Romero, Felix		1	0	0	0	0	0	0	0	0	0	0	0	0				0
Schoop, Sharlon	.417	8	24	3	10	0	0	0	5	1	0	4	0	0	.423	.417	.840	0
Sisco, Andrew	.000	8	2	0	0	0	0	0	0	0	0	2	0	0	.000	.000	.000	0
Stevens, Jake	.333	6	3	0	1	0	0	0	2	0	0	0	0	0	.333	.333	.667	0
Stromsmoe, Skyler	.357	10	28	4	10	0	1	1	2	1	0	6	2	0	.400	.536	.936	2
Tanner, Clayton	.000	3	6	0	0	0	0	0	0	0	0	1	0	0	.000	.000	.000	0
Timpner, Clay	.212	18	52	4	11	2	0	0	5	5	0	8	0	0	.281	.250	.531	1
Turpen, Daniel	1.000	6	1	1	1	0	0	0	0	0	0	0	0	0	1.000	1.000	2.000	0
Westcott, Craig		1	0	0	0	0	0	0	0	0	0	0	0	0				0
Whitaker, Craig	1.000	4	1	1	1	0	0	0	0	0	0	0	0	0	1.000	1.000	2.000	0
Williams, Jackson	.194	9	31	2	6	0	0	1	1	4	1	6	0	0	.286	.290	.576	0
Zambrano, Eliezer	.250	1	4	1	1	0	0	0	0	0	0	1	0	0	.250	.250	.500	0
Team Total	.264	20	685	79	181	29	10	13	74	53	5	136	16	4	.321	.393	.714	14

Flying Squirrels vs. Reading - Final 2010 Pitching Statistics

PITCHERS	W-L	ERA	G	GS	CG	SHO	SV	SVO	IP	H	R	ER	HR	HB	BB	SO	AVG
Clark, Craig	1-0	1.69	2	2	0	0	0	0	10.2	8	2	2	1	0	4	7	.216
Cova, Rafael	0-1	2.89	6	0	0	0	2	3	9.1	8	4	3	1	0	5	7	.229
Lively, Mitch	0-1	1.42	3	0	0	0	1	1	6.1	3	2	1	0	0	4	7	.150
MacDonald, Mike	0-4	8.28	5	5	0	0	0	0	25.0	42	24	23	3	2	6	11	.396
Maday, Daryl	2-0	1.96	4	3	0	0	0	0	18.1	16	4	4	1	1	6	14	.235
Main, Michael	0-0	135.00	1	0	0	0	0	0	0.1	4	5	5	0	0	1	1	.800
Martin, Adrian	0-0	0.00	1	0	0	0	0	0	2.0	1	0	0	0	0	1	3	.167
Mixon, David	2-1	5.09	3	3	0	0	0	0	17.2	23	11	10	1	1	5	8	.324
Pena, Tony	0-1	5.40	5	0	0	0	1	1	6.2	5	4	4	0	0	2	6	.208
Quinowski, David	0-0	0.00	1	0	0	0	0	0	0.2	1	0	0	0	0	1	1	.333
Ray, Ronnie	0-0	2.65	9	1	0	0	1	1	17.0	15	5	5	2	0	3	12	.246
Rodriguez, Wilmin	0-0	0.00	2	0	0	0	0	0	3.0	2	0	0	0	0	2	0	.250
Romero, Felix	0-0	4.50	1	1	0	0	0	0	4.0	6	3	2	0	0	2	3	.353
Sisco, Andrew	0-0	2.89	8	0	0	0	0	0	9.1	7	3	3	1	1	5	7	.206
Stevens, Jake	0-1	2.89	6	1	0	0	0	0	9.1	8	5	3	1	2	5	4	.222
Stromsmoe, Skyler	0-0	5.40	2	0	0	0	0	0	1.2	2	1	1	1	0	1	0	.286
Tanner, Clayton	2-1	2.70	3	3	0	0	0	0	16.2	16	6	5	2	0	9	12	.258
Turpen, Daniel	0-2	3.00	6	0	0	0	0	0	9.0	9	3	3	1	0	4	8	.257
Westcott, Craig	0-0	10.38	1	1	0	0	0	0	4.1	8	5	5	0	0	1	4	.381
Whitaker, Craig	1-0	6.75	4	0	0	0	1	1	5.1	2	4	4	0	0	6	3	.118
Team Total	8-12	4.23	20	20	0	2	6	7	176.2	186	91	83	15	7	73	118	.276

Organization

2011 Flying Squirrels

2010: In Review

History & Records

Eastern League

SF Giants

General Info



2010: IN REVIEW

Organization

2011 Flying Squirrels

2010: In Review

History & Records

Eastern League

SF Giants

General Info

Flying Squirrels vs. Trenton - Final 2010 Batting Statistics

BATTERS	AVG	G	AB	R	H	2B	3B	HR	RBI	BB	IBB	SO	SB	CS	OBP	SLG	OPS	E
Ambort, Michael	.250	2	8	0	2	1	0	0	3	0	0	2	0	0	.250	.375	.625	1
Belt, Brandon	.200	3	10	1	2	0	1	0	1	2	0	3	1	0	.333	.400	.733	0
Boyer, Brad	.167	3	12	1	2	0	0	0	0	0	0	4	0	0	.167	.167	.333	0
Ciriaco, Juan	.000	1	4	0	0	0	0	0	0	0	0	2	0	0	.000	.000	.000	0
Crawford, Brandon	.273	3	11	2	3	1	0	0	0	1	0	2	0	1	.333	.364	.697	0
Ford, Darren	.304	6	23	2	7	0	1	1	4	1	0	8	3	1	.360	.522	.882	0
Gillaspie, Conor	.263	5	19	2	5	0	1	0	1	1	0	6	0	0	.300	.368	.668	0
LaTorre, Tyler	.200	3	10	0	2	1	0	0	0	2	0	4	0	0	.333	.300	.633	0
Lormand, Ryan	.227	6	22	2	5	1	2	0	3	2	0	4	0	0	.292	.455	.746	1
Lowenstein, Aaron	.000	1	3	0	0	0	0	0	0	1	0	1	0	0	.250	.000	.250	0
Neal, Thomas	.227	6	22	3	5	3	0	0	0	2	0	5	0	1	.320	.364	.684	0
Noonan, Nick	.250	2	8	1	2	0	0	0	0	1	0	1	0	0	.333	.250	.583	0
Schoop, Sharlon	.667	2	6	2	4	0	0	1	2	2	1	1	0	0	.750	1.167	1.917	0
Stromsmoe, Skyler	.143	2	7	1	1	0	0	0	0	3	0	5	1	0	.400	.143	.543	0
Timpner, Clay	.182	6	22	3	4	0	0	0	1	3	0	7	1	0	.280	.182	.462	0
Williams, Jackson	.273	3	11	0	3	1	0	0	3	1	0	3	0	0	.333	.364	.697	0
Team Total	.237	6	198	20	47	8	5	2	18	22	1	58	6	3	.320	.359	.678	3

Flying Squirrels vs. Trenton - Final 2010 Pitching Statistics

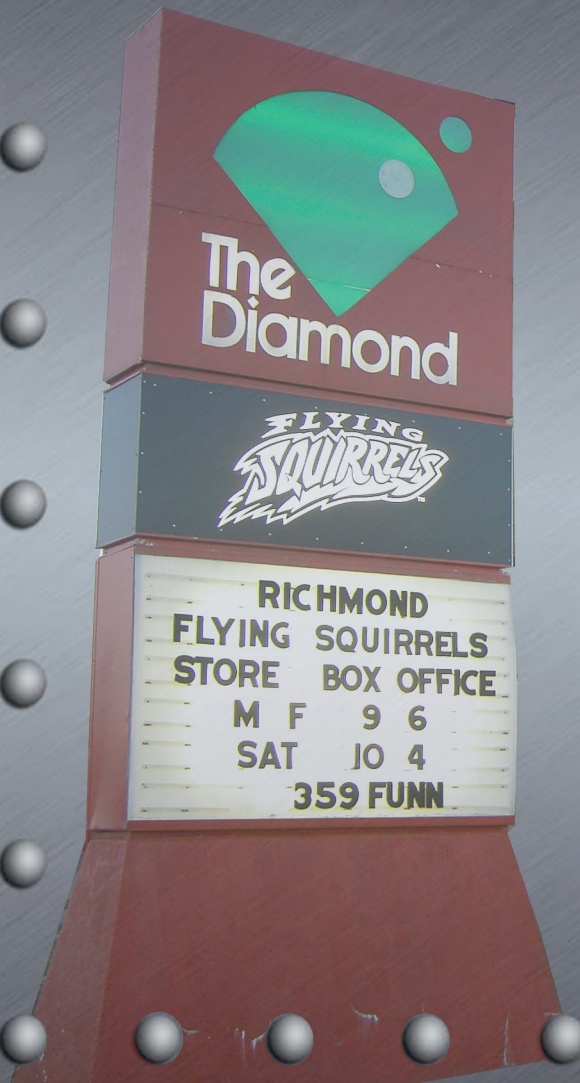
PITCHERS	W-L	ERA	G	GS	CG	SHO	SV	SV%	IP	H	R	ER	HR	HB	BB	SO	AVG
Cova, Rafael	0-1	4.91	4	0	0	0	2	3	3.2	3	2	2	1	0	2	2	.214
Lively, Mitch	0-0	0.00	1	0	0	0	0	0	1.0	1	0	0	0	0	0	2	.250
MacDonald, Mike	0-0	3.60	2	1	0	0	0	0	10.0	11	4	4	0	0	2	5	.314
Main, Michael	0-1	6.23	1	1	0	0	0	0	4.1	5	4	3	0	1	2	2	.294
Mixon, David	1-0	3.00	1	1	0	0	0	0	6.0	5	2	2	1	0	3	4	.217
Pena, Tony	0-0	3.86	1	0	0	0	0	0	2.1	2	1	1	0	0	0	2	.222
Ray, Ronnie	0-1	8.10	2	1	0	0	0	0	3.1	8	3	3	0	0	1	1	.500
Rodriguez, Wilmin	0-0	27.00	1	0	0	0	0	0	0.1	1	1	1	0	0	1	0	.500
Romero, Felix	0-0	2.00	2	1	0	0	0	0	9.0	6	2	2	1	0	2	5	.188
Sisco, Andrew	0-0	0.00	2	0	0	0	0	0	0.2	0	0	0	0	0	1	1	.000
Stevens, Jake	0-0	27.00	3	0	0	0	0	1	2.0	6	7	6	0	0	2	2	.462
Tanner, Clayton	1-0	1.17	1	1	0	0	0	0	7.2	3	1	1	0	0	3	2	.115
Turpen, Daniel	1-0	0.00	2	0	0	0	0	0	1.1	0	0	0	0	0	1	0	.000
Whitaker, Craig	0-0	0.00	1	0	0	0	0	0	1.0	0	0	0	0	1	0	0	.000
Team Total	3-3	4.27	6	6	0	0	2	4	52.2	51	27	25	3	2	20	28	.258

Rivalries Created



When the Connecticut Defenders relocated from Norwich, CT, to Richmond, VA, prior to the 2010 season, and were reborn as the Flying Squirrels, it created a drastic shift in the frequency that the franchise would play certain opponents across the Eastern League. In 2010, Richmond matched up with the Bowie Baysox more than any other opponent on their schedule. The Baysox were quickly accepted as the Flying Squirrels' top rival, due to being the closest team in proximity to Richmond. The two teams met 29 times in 2010, with the Flying Squirrels notching a 16-13 victory in the season-series, and also enjoyed knocking the Baysox out of playoff contention by taking three-of-four games in a season-ending series. Eventual 2010 EL champion Altoona also joined the Squirrels in the newly-minted Western Division, and the two clubs squared off 26 times (2nd most among opponents). The Curve successfully claimed the season-series, scoring a 16-10 mark for the year. The number of meetings stood in stark contrast to the season prior, when the Defenders met Bowie just seven times, and Altoona six times during the 2009 season. Bowie will once again be the most commonly played opponent for the Squirrels in 2011, with 25 meetings scheduled. Richmond will meet Altoona 17 times.

HISTORY & RECORDS





HISTORY & RECORDS

Baseball is Back!

Following the 2008 International League season, baseball was packed into boxes and moved away from the city of Richmond, VA. After repeated failed attempts to secure a new ballpark in Richmond, the Richmond Braves, who had called the city home for over forty years, headed to new digs in Gwinnett, GA. The Richmond community made last-ditch efforts to save the team, but to no avail. An announcement made before the 2008 season regarding the team's impending move, turned the season into a "lame-duck" experience and a final fan's farewell.

In a baseball-rich community, the absence of the game weighed heavily on hearts during the summer of 2009. However, near the end of that summer, rumors started swirling regarding baseball's return to the River City. A few weeks after the 2009 season concluded, the once dormant Diamond housed a press conference to announce that baseball would indeed be back, beginning in 2010.

As the residents of Richmond prepared for that 2009 season without baseball, the San Francisco Giants' Double-A Franchise, the Connecticut Defenders, were preparing for their 2009 season in Norwich, CT. Prior to the season and unbeknownst to baseball fans in Richmond, the Eastern League had targeted the city for the relocation of an Eastern League franchise. Although not announced, speculation ran rampant that the franchise would be the Defenders. Although the Defenders posted a memorable season on the field, rolling to the Northern Division Championship and a berth in the Eastern League Championship Series, lagging attendance and visibility of the franchise eventually led to their selection as the team that would move to Richmond.

On September 23, 2009, the Eastern League held a press conference to announce that the Defenders were relocating from Norwich, CT to Richmond, VA for the 2010 season. It was also announced that The Diamond would be the home of the new team for the first two seasons, with three option years mutually agreed upon by the Richmond Metropolitan Authority and the newly-minted team operating under the name of Navigators Baseball LP. Lou DiBella, President & Managing General Partner of Navigators Baseball LP, would head up the ownership team that would bring baseball back. That ownership group vowed wholesale improvements to the condition of The Diamond, beginning with replacing bench-seating in the entire lower bowl, discarding the old aluminum benches and outfitting the ballpark with 3,200 brand-new fold-down seats with cup holders.

The "Baseball is Back" press conference was also used to introduce the management team on the ground in Richmond for the new team. Chuck Domino, a longtime presence in the Eastern League as President of the Reading Phillies, would serve as Chief Executive Manager. Along with building the R-Phils into one of the most successful franchises in minor league baseball, Domino had overseen the creation of the Lehigh Valley Iron Pigs – Triple-A affiliate of the Philadelphia Phillies – in 2008. Joining Domino would be Vice President & Chief Operating Officer Todd "Parney" Parnell and General Manager Bill Papierniak.

Fans were involved in the process from the very beginning as the team announced an on-line "Name the Team" contest in conjunction with The Richmond Times-Dispatch that would begin in late September. Fans were offered the chance to submit their suggestions for the team's new name. More than 6,000 entries were received before the team's front office narrowed the field to five finalists. It was announced in early October that the finalists would include the Flatheads, the Flying Squirrels, the Hambones, the Rhinos and the Rock Hoppers. Darren Rovell from CNBC got in on the fun and ran an additional contest to add a wild-card entrant from submissions across the country. More than 9,000 submissions flooded CNBC before Hush Puppies was chosen as the sixth finalist. Hambones was eventually dropped from consideration, and the final five remained.

On October 15, 2009, the Flying Squirrels were born at a press conference held at The Richmond Times-Dispatch building in downtown Richmond. With confetti flying, "Parney" raised the arm of Kyle Nelson and his wife Donna, representing their son Brad Mead at the press conference. Mead had submitted the name Flying Squirrels, and was awarded season tickets for life by the newly-minted team. Plan B. Branding was on hand at the press conference to outline their plans for logo creation and brand implementation, getting right to work on the identity of the now identified Flying Squirrels.

Organization

2011 Flying Squirrels

2010: In Review

History & Records

Eastern League

SF Giants

General Info



Flying Squirrels' Historical Timeline



September 23, 2009
Baseball is Back Press Conference
The Diamond



December 1, 2009
Logo Unveiling
Holiday Inn - I-64 West End



January 5, 2010
Field Staff Introductory Press Conference
Home Team Grille - The Fan



March 7, 2010
Nutzy Scoreboard Construction
The Diamond



October 15, 2009
Name the Team Press Conference
Richmond Times-Dispatch Building



December 1, 2009
Squirrels Nest Soft Opening
The Diamond



February 11, 2010
Mascot & Uniform Unveiling
The Byrd Theatre - Carytown



April 15, 2010
Inaugural Game
The Diamond

Organization

2011 Flying Squirrels

2010: In Review

History & Records

Eastern League

SF Giants

General Info



HISTORY & RECORDS

Baseball is Back! (cont.)

Meanwhile, renovations going on behind the scenes at The Diamond were substantial. In the lower bowl, seats were being unbolted and removed to make way for 3,200 new seats. The old restaurant along the first baseline was being reinvented as an expansive merchandise store, the suites were being gutted and outfitted with new windows, seats and furniture and the concession stands were being emptied and prepared for new state-of-the-art equipment. A new picnic area was being created along the third baseline, while a kid's zone began to take shape outside of the new store.

In late November, the Squirrels moved another step forward and announced a two-year media partnership with Clear Channel Broadcasting. Sports Radio 910 AM would be Richmond's flagship radio station, carrying all 142 regular season games. It was also announced that the Squirrels' broadcast team would consist of Jon Laaser and Anthony Oppermann.

December 1, 2009 was the day everyone had been waiting for. A press conference was held at Holiday Inn I-64 West End to unveil the team's new logo and the official colors of Radiant Red, Squirrels Silver, and traditional Black. The Flying Squirrels' identity continued to come together as four logos were unveiled: a primary logo featuring a flying squirrel in mid-flight, a secondary acorn logo adorned with an "R", a Richmond word mark secondary logo, and a Flying Squirrels word mark secondary logo.

Following the logo unveiling, the Flying Squirrels also celebrated a soft grand opening of the team store at The Diamond, one of Minor League Baseball's largest merchandise stores. At the store, fans could shop amongst a vast array of Flying Squirrels' apparel and memorabilia, as well as have the opportunity to order the merchandise online. Coupled with the excitement surrounding the new team, the holiday shopping rush turned Flying Squirrels' merchandise into a hot-commodity. Minor league records were broken as inventory flew off the shelves, prompting rushed re-stocking and furious efforts from the team's front office to make sure a rapidly-growing fan base got their hands on the new-look merchandise before the holidays. The massive response to merchandise also proved an asset to the community, as the Flying Squirrels partnered with numerous area charities for the first-ever "Season of Giving." Each charitable partner received 10% of the daily sales for a select day during the holiday shopping season, culminating in a \$15,000 donation from the team.

The vision of baseball returning to Richmond became clearer on January 5th, 2010, as the Flying Squirrels held a press conference at Home Team Grille to announce the inaugural field staff as assigned by the San Francisco Giants. The first manager, or "head nut" as he cracked upon his introduction, would be Andy Skeels. Ascending to a managerial role at the Double-A level for the first time, Skeels would bring a winning pedigree to Richmond having claimed titles with the San Jose Giants (Advanced-A, California League) in 2009 and the Augusta GreenJackets (A, South Atlantic League) in 2008. He was joined at the podium by pitching coach Ross Grimsley and hitting coach Russ Morman. Eric Ortega, who was not in attendance, was announced as the team's first Athletic Trainer.

The fans were given yet another opportunity to take ownership of the team with a contest running on-line through The Richmond Times Dispatch in late December to name the mascot. Nearly 4,000 submissions were received, and on February 11th, the new face of the franchise, "Nutzy" was introduced at a press conference at The Byrd Theatre.

At the same press conference, the Flying Squirrels uniforms were revealed during a "Uniform Fashion Show." Lane Casadonte from CBS-6 TV, Chip Tarkenton from ABC-8 TV, Wes McElroy from Sports Radio 910 and Greg Burton from ESPN Radio 950 served as celebrity models for the fashion show. With the introduction, the Flying Squirrels image was complete.

The Inaugural version of the Richmond Flying Squirrels hit town on April 5th, 2010, flying from the Giants' Spring Training Complex in Scottsdale, AZ to Norfolk, VA. The team was chartered via bus from Norfolk directly to The Diamond, where they immediately took occupancy of the newly renovated home clubhouse. Their arrival, much like the departure of the team that had formerly inhabited the same clubhouse, happened in the middle of the night under the cover of darkness.

Organization

2011 Flying Squirrels

2010: In Review

History & Records

Eastern League

SF Giants

General Info



Baseball is Back! (cont.)

The first Flying Squirrels Media Day took place on April 6th, 2010, as players and staff took turns fielding questions from the local media, tried on the newly-minted Flying Squirrels uniforms and posed for head shots. That same evening, the team met the community that would support it for the first time, taking part in the "Meet the Team" event at the Richmond Marriott Downtown. Approximately 200 well-wishers were on hand to welcome the team to Richmond, as they were introduced for the first time.

On Thursday, April 8th at 8:30 am, the Flying Squirrels departed via charter bus for the franchise's first game. It took place at Bowie's Prince George's Stadium in Bowie, MD. Ominously, the game was suspended in the fifth inning due to heavy rain showers in the area. Richmond right-hander Mike MacDonald took the ball and made the first start in franchise history. CF Darren Ford looked at the first pitch in a Flying Squirrels' uniform, which was hurled by Bowie left-hander Zach Britton. The Squirrels' inaugural game was completed the following evening, with the Squirrels falling, 6-4. However, their first win followed quickly behind, as Richmond blanked Bowie, 2-0 in the seven-inning contest that followed for their first victory. Left-hander Clayton Tanner earned the first victory for Richmond.

It was the only win the Squirrels would notch on a season-opening seven-game road swing, as they dropped the final two games to the Baysox and were swept in three games by the Altoona Curve. The Squirrels limped home at a mark of 1-6.

The slow start did little to diminish the enthusiasm surrounding baseball's return to the River City, and The Diamond was abuzz well before the scheduled 7:05 pm first pitch on Thursday, April 15th. A sellout crowd of 9,560 ushered the game back in, as Squirrels' right-hander Daryl Maday and the Richmond bullpen combined to blank the Reading Phillies. Richmond earned a 3-0 shutout win in their first game at The Diamond. However, the night was marked by the pageantry that surrounded the evening, including Richmond Mayor Dwight Jones and Virginia Governor Bob McDonnell were among the luminaries on hand to throw out ceremonial first pitches.

The sellout crowd was a sign of things to come, as the Flying Squirrels immediately became a local sensation. They welcomed eight more capacity crowds on their way to knocking off longtime Eastern League champ Reading for the league's attendance crown. 463,842 fans made their way to The Diamond during the 2010 season, earning the Squirrels the overall attendance crown in the Eastern League, as well as the highest average attendance (6,626).

On the field, the Squirrels stumbled to a 5th place finish in the newly-formed Western Division, posting a record of 68-73.

Off the field, they smashed minor league merchandise records, introduced an entirely new brand of entertainment to baseball fans in Richmond and earned recognition for their year-long effort to aid causes throughout the community.

Following the season, Domino was named the Eastern League's Executive of the Year. Additionally, the team was honored as the Greater Richmond Chamber of Commerce's Business of the Year and Richmond Magazine's Best Sports Franchise. Ballpark Digest honored the Squirrels new look with their Logo of the Year Award and Style Weekly anointed the Squirrels "Richmonders of the Year."

Despite the accolades, in his post-season synopsis, Parnell stated that "2010 will be the worst season the Flying Squirrels ever have."

Setting the stage for the next chapter in the Flying Squirrels story: The 2011 Season.



HISTORY & RECORDS

Organization

2011 Flying Squirrels

2010: In Review

History & Records

Eastern League

SF Giants

General Info

Flying Squirrels' Uniform Guide

Official Club Home & Road Uniforms

Home Uniform
Uniform Color: White
Sleeves: Set In

Road Uniform
Uniform Color: Gray
Sleeves: Set In

Color Key:
■ PANTONE 200
■ PANTONE COOL GRAY 6
■ PROCESS BLACK

Alternate (Sunday) Uniform

Color Key:
■ PANTONE 200
■ PANTONE COOL GRAY 6
■ PROCESS BLACK

Batting Practice Uniform

Color Key:
■ PANTONE 200
■ PANTONE COOL GRAY 6
■ PROCESS BLACK

Club Cap Guide

Home

NEW ERA THREAD: RADIANT RED, SNOW WHITE, BLACK, CLOUD

BUTTON: BLACK

PRIMARY LOGO

CROWN: BLACK

LOGO: RADIANT RED

UNDERBILL: BLACK

BILL: BLACK

LOGO IS 2.5" TALL

Road

NEW ERA THREAD: RADIANT RED, SNOW WHITE, BLACK, CLOUD

BUTTON: SCARLET

PRIMARY LOGO

CROWN: SCARLET

LOGO: BLACK

UNDERBILL: BLACK

BILL: SCARLET

LOGO IS 2.5" TALL

Alternate

NEW ERA THREAD: SNOW WHITE, BLACK

BUTTON: BLACK

WHITE "R" LOGO

CROWN: SCARLET

LOGO: BLACK

UNDERBILL: BLACK

BILL: BLACK

LOGO IS XXX TALL

BP

NEW ERA THREAD: RADIANT RED, SNOW WHITE, BLACK, CLOUD

BUTTON: BLACK

SQUIRREL HEAD

CROWN: BLACK

LOGO: RADIANT RED

UNDERBILL: BLACK

BILL: BLACK

RIM: BLACK

LOGO IS XXX TALL



Flying Squirrels' Logo Guide

Official Club Logos



Primary Logo



Flying Squirrels - White Word Mark



Flying Squirrels - Red Word Mark



Richmond - White Word Mark



Richmond - Red Word Mark



Acorn - "Red R"



Acorn - "White R"



Squirrels Head



Cap "R" Logo

Organization

2011 Flying Squirrels

2010: In Review

History & Records

Eastern League

SF Giants

General Info



HISTORY & RECORDS

Organization

2011 Flying Squirrels

2010: In Review

History & Records

Eastern League

SF Giants

General Info

Flying Squirrels' Team Records - Single Game

Largest Margin of Victory.....	14, 9/2/10 @ Erie
Largest Margin of Defeat.....	10 (x2), last 7/24/10 @ Bowie
Largest Shutout Win.....	14, 9/2/10 @ Erie
Largest Shutout Loss.....	10 (x2), last 7/24 @ Bowie
Longest Game (Innings).....	14 (x2), last 8/11/10 vs. New Hampshire
Longest Game Time (9 Innings).....	3:36, 5/16/10 vs. Altoona
Longest Game Time (All).....	4:18, 7/28/10 vs. Reading
Shortest Game (9 Innings).....	2:08, 7/10/10 @ Altoona
Shortest Game (All).....	1:35, 4/27/10 @ New Britain (7)
Largest Home Crowd.....	9,560 (x9), last 9/5/10 vs. Bowie
Largest Road Crowd.....	9,784, 5/21/10 @ Reading
Smallest Home Crowd.....	2,411, 6/11/10 vs. Harrisburg
Smallest Road Crowd.....	785, 5/11/10 @ Bowie
Most Errors.....	5, 5/16/10 vs. Altoona
Most Errors by Opponent.....	5, 6/27/10 @ Erie
Most LOB.....	15, 4/10/10 @ Bowie
Fewest LOB.....	0, 5/2/10 vs. Bowie
Most Runs (Game).....	16, 8/8/10 @ Portland
Most Runs Allowed (Game).....	15, 7/28/10 vs. Reading
Most Runs (Inning).....	7, 9/2/10 @ Erie (6th)
Most Runs Allowed (Inning).....	8, 7/28/10 vs. Reading (11th)
Most Hits (Game).....	19, 5/27/10 @ Binghamton
Most Hits Allowed (Game).....	21, 7/28/10 vs. Reading
Most Hits (Inning).....	7, 8/8/10 @ Portland
Most Hits Allowed (Inning).....	7, 5/19/10 vs. Erie (5th)
Most Home Runs (Game).....	3 (x4), last 9/2/10 @ Erie
Most Home Runs Allowed (Game).....	3 (x6), last 8/10/10 vs. New Hampshire
Most Home Runs (Inning).....	2 (x2), last 9/2/10 @ Erie (1st)
Most Home Runs Allowed (Inning).....	2 (x6), last 8/10/10 vs. New Hampshire (1st)
Most Batters in an Inning.....	11 (x2), last 9/2/10 @ Erie (1st)
Most Batters in an Inning (Opponent).....	13, 7/28/10 vs. Reading (11th)
Biggest Comeback Win.....	4 (x2), last 8/15/10 vs. Portland (Down 4-0, Won 5-4)
Biggest Blown Lead.....	4, 6/13 @ Reading (Ahead 4-0, Lost 5-7)

Flying Squirrels' Team Records - Season

Longest Winning Streak.....	7, 4/27/10 - 5/3/10
Longest Losing Streak.....	5 (x3), last 6/16/10 - 6/20/10
Most Games Without an Error.....	7, 7/8/10 - 7/17/10
Most Games With an Error.....	5 (x3), last 7/30/10 - 8/4/10
Wins.....	68 (2010)
Losses.....	73 (2010)
Highest Batting Average.....	.253 (2010)
Lowest Batting Average.....	.253 (2010)
Lowest ERA.....	3.71 (2010)
Highest ERA.....	3.71 (2010)
At-Bats.....	4764 (2010)
Most Runs Scored.....	547 (2010)
Fewest Runs Scored.....	547 (2010)
Most Hits.....	1207 (2010)
Fewest Hits.....	1207 (2010)
Most Doubles.....	230 (2010)
Fewest Doubles.....	230 (2010)
Most Triples.....	47 (2010)
Fewest Triples.....	47 (2010)
Most Home Runs.....	71 (2010)
Fewest Home Runs.....	71 (2010)
Most RBI.....	513 (2010)
Fewest RBI.....	513 (2010)
Most Total Bases.....	1744 (2010)
Fewest Total Bases.....	1744 (2010)
Most Walks.....	423 (2010)
Fewest Walks.....	423 (2010)
Most Intentional Walks.....	17 (2010)
Fewest Intentional Walks.....	17 (2010)

HISTORY & RECORDS



Flying Squirrels' Team Records - Season (cont.)

Most Strikeouts (Batters).....	1035 (2010)
Fewest Strikeouts (Batters).....	1035 (2010)
Most Stolen Bases.....	87 (2010)
Fewest Stolen Bases.....	87 (2010)
Most Caught Stealing.....	46 (2010)
Fewest Caught Stealing.....	46 (2010)
Highest Stolen Base Percentage.....	.65% (2010)
Lowest Stolen Base Percentage.....	.65% (2010)
Highest On-Base Percentage.....	.318 (2010)
Lowest On-Base Percentage.....	.318 (2010)
Highest Slugging Percentage.....	.366 (2010)
Lowest Slugging Percentage.....	.366 (2010)
Highest OPS.....	.684 (2010)
Lowest OPS.....	.684 (2010)
Most Sacrifice Flies.....	45 (2010)
Fewest Sacrifice Flies.....	45 (2010)
Most Sacrifice Hits.....	56 (2010)
Fewest Sacrifice Hits.....	56 (2010)
Most Batters Hit By Pitch.....	51 (2010)
Fewest Batters Hit By Pitch.....	51 (2010)
Most Double Plays.....	105 (2010)
Fewest Double Plays.....	105 (2010)
Most Errors Committed.....	107 (2010)
Fewest Errors Committed.....	107 (2010)
Most Complete Games.....	2 (2010)
Fewest Complete Games.....	2 (2010)
Most Shutouts (Pitchers).....	11 (2010)
Fewest Shutouts (Pitchers).....	11 (2010)
Most Shutouts (Batters).....	10 (2010)
Fewest Shutouts (Batters).....	10 (2010)
Most Saves.....	43 (2010)
Fewest Saves.....	43 (2010)
Most Save Opportunities.....	62 (2010)
Fewest Save Opportunities.....	62 (2010)
Most Innings Pitched.....	1253.3 (2010)
Fewest Innings Pitched.....	1253.3 (2010)
Most Hits Allowed.....	1227 (2010)
Fewest Hits Allowed.....	1227 (2010)
Most Runs Allowed.....	586 (2010)
Fewest Runs Allowed.....	586 (2010)
Most Earned Runs Allowed.....	517 (2010)
Fewest Earned Runs Allowed.....	517 (2010)
Most Home Runs Allowed.....	92 (2010)
Fewest Home Runs Allowed.....	92 (2010)
Most Hit By Pitch (Pitchers).....	48 (2010)
Fewest Hit By Pitch (Pitchers).....	48 (2010)
Most Intentional Walks Issued.....	19 (2010)
Fewest Intentional Walks Issued.....	19 (2010)
Most Strikeouts (Pitchers).....	915 (2010)
Fewest Strikeouts (Pitchers).....	915 (2010)
Most Balks.....	6 (2010)
Fewest Balks.....	6 (2010)
Most Wild Pitches.....	70 (2010)
Fewest Wild Pitches.....	70 (2010)
Most Double Plays.....	138 (2010)
Fewest Double Plays.....	138 (2010)
Lowest WHIP.....	1.34 (2010)
Highest WHIP.....	1.34 (2010)
Lowest Average Against.....	.260 (2010)
Highest Average Against.....	.260 (2010)
Most At-Bats Against.....	4727 (2010)
Fewest At-Bats Against.....	4727 (2010)
Most Batters Faced.....	5334 (2010)
Fewest Batters Faced.....	5334 (2010)
Most Holds.....	49 (2010)
Fewest Holds.....	49 (2010)

Organization

2011 Flying Squirrels

2010's In Review

History & Records

Eastern League

SF Giants

General Info



HISTORY & RECORDS

Organization

2011 Flying Squirrels

2010: In Review

History & Records

Eastern League

SF Giants

General Info

Flying Squirrels' Individual Records - Single Game

BATTING

Runs	4, Darren Ford, 8/8/10 @ Portland
Hits	5 (x2), last Nick Noonan, 8/1/10 vs. Altoona
Extra-Base Hits	3 (x2), last Thomas Neal, 6/26/10 @ Erie
Triples	1 (x47), last Juan Ciriaco, 9/3/10 vs. Bowie
Home Runs	3, Thomas Neal, 6/26/10 @ Erie
Total Bases	12, Thomas Neal, 6/26/10 @ Erie
RBI's	6, Sharlon Schoop, 8/8/10 @ Portland
Stolen Bases	3, Darren Ford, 6/19/10 vs. Altoona
Walks	4, Brad Boyer, 8/19/10 @ New Britain
Strikeouts	4 (x2), last Skyler Stromsmoe, 6/6 @ Trenton

PITCHING

Innings Pitched (Starter)	9.0, Mike MacDonald, 8/5/10 @ New Hampshire
Innings Pitched (Reliever)	4.1 (x2), last Mike MacDonald, 7/19/10 vs. Altoona
Hits Allowed (Starter)	12, David Mixon, 7/26/10 vs. Reading
Hits Allowed (Reliever)	7, Andy Sisco, 8/4/10 @ New Hampshire
Strikeouts (Starter)	10, David Mixon, 7/16/10 vs. Bowie
Strikeouts (Reliever)	7, Tony Pena Jr., 5/20/10 vs. Erie
Walks (Starter)	6 (x2), last Clayton Tanner, 8/13/10 vs. Portland
Walks (Reliever)	5, Craig Whitaker, 6/11/10 @ Reading
Wild Pitches	3, Jake Stevens, 8/25/10 vs. Reading
Runs Allowed (Starter)	8 (x3), last Clayton Tanner, 8/7/10 @ Portland
Runs Allowed (Reliever)	5 (x5), last Andy Sisco, 8/4/10 @ New Hampshire
Earned Runs Allowed (Starter)	7 (x5), last Daryl Maday, 8/10/10 @ New Hampshire
Earned Runs Allowed (Reliever)	5 (x5), last Andy Sisco, 8/4/10 @ New Hampshire

Flying Squirrels' Individual Batting Records - Season

Longest Hit Streak	13 (x2), Clay Timpner (4/28/10 - 5/19/10), Brandon Belt (7/4/10 - 7/18/10)
Batting Average (Min. 384 PA)	Thomas Neal, .291 (2010)
Games	136, Thomas Neal (2010)
At-Bats	525, Thomas Neal (2010)
Runs Scored	69, Thomas Neal (2010)
Hits	153, Thomas Neal (2010)
Doubles	40, Thomas Neal (2010)
Triples	9, Darren Ford (2010)
Home Runs	12, Thomas Neal (2010)
Extra-Base Hits	53, Thomas Neal (2010)
RBI's	69, Thomas Neal (2010)
Total Bases	231, Thomas Neal (2010)
Walks	46, Thomas Neal (2010)
Intentional Walks	4, Conor Gillaspie (2010)
Strikeouts	106, Darren Ford (2010)
Stolen Bases	37, Darren Ford (2010)
Caught Stealing	15, Darren Ford (2010)
Stolen Base Percentage (Min. 10 Attempts)	71 % (37-52), Darren Ford (2010)
On-Base Percentage (Min. 384 PA)	359, Thomas Neal (2010)
Slugging Percentage (Min. 384 PA)	440, Thomas Neal (2010)
OPS (Min. 384 PA)	799, Thomas Neal (2010)
Sacrifice Flies	8, Conor Gillaspie (2010)
Sacrifice Hits	8, Darren Ford (2010)
Hit By Pitch	11, Thomas Neal (2010)
Double Plays	19, Thomas Neal (2010)

Flying Squirrels' Individual Pitching Records - Season

Longest Scoreless Innings Streak	17.0, Daryl Maday, (4/15/10 - 4/27/10)
Wins	11, David Mixon (2010)
Losses	9, Clayton Tanner (2010)
Earned Run Average (Min. 114 IP)	3.47, David Mixon (2010)
Games	48, Three Pitchers (2010)
Starts	27, Clayton Tanner (2010)
Complete Games	1, Two Pitchers (2010)

HISTORY & RECORDS

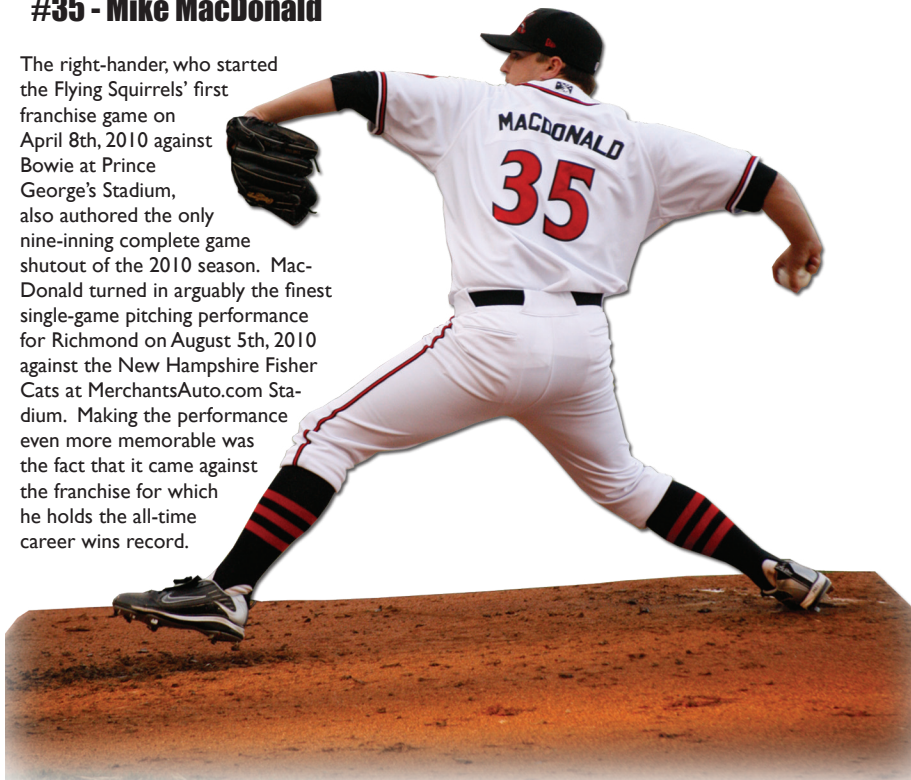


Flying Squirrels' Individual Pitching Records - Season (cont.)

Longest Scoreless Innings Streak.....	17.0, Daryl Maday, (4/15/10 - 4/27/10)
Wins.....	11, David Mixon (2010)
Losses.....	9, Clayton Tanner (2010)
Earned Run Average (Min. 114 IP).....	3.47, David Mixon (2010)
Games.....	48, Three Pitchers (2010)
Starts.....	27, Clayton Tanner (2010)
Complete Games.....	1, Two Pitchers (2010)
Shutouts.....	1, Two Pitchers (2010)
Saves.....	23, Rafael Cova (2010)
Save Opportunities.....	29, Rafael Cova (2010)
Innings Pitched.....	156.2, David Mixon (2010)
Hits Allowed.....	155, Mike MacDonald (2010)
Runs Allowed.....	78, Clayton Tanner (2010)
Earned Runs Allowed.....	61, Two Pitchers (2010)
Home Runs Allowed.....	12, David Mixon (2010)
Hit Batmen.....	8, David Mixon (2010)
Walks.....	64, Clayton Tanner (2010)
Intentional Walks.....	5, Daniel Turpen (2010)
Strikeouts.....	112, David Mixon (2010)
Balks.....	2, Clayton Tanner (2010)
Wild Pitches.....	14, Clayton Tanner (2010)
Double Plays Induced.....	21, Clayton Tanner (2010)
WHIP (Min. 114 IP).....	1.19, David Mixon (2010)
Average Against (Min. 114 IP).....	.256, David Mixon (2010)
Total Batters Faced.....	650, Clayton Tanner (2010)
Holds.....	11, Jake Stevens (2010)

#35 - Mike MacDonald

The right-hander, who started the Flying Squirrels' first franchise game on April 8th, 2010 against Bowie at Prince George's Stadium, also authored the only nine-inning complete game shutout of the 2010 season. MacDonald turned in arguably the finest single-game pitching performance for Richmond on August 5th, 2010 against the New Hampshire Fisher Cats at MerchantsAuto.com Stadium. Making the performance even more memorable was the fact that it came against the franchise for which he holds the all-time career wins record.



Organization

2011 Flying Squirrels

2010's In Review

History & Records

Eastern League

SF Giants


General Info



HISTORY & RECORDS

Flying Squirrels' Franchise Firsts

Game	4/8/10 @ Bowie (Prince George's Stadium)
.....	Bowie 6, Richmond 4 (Game Completed 4/9 Due to Rain)
Win (Team)	(W, Pat Egan - L, Ronnie Ray - S, Chad Thall)
.....	4/9/10 @ Bowie (Prince George's Stadium)
Loss (Team)	Richmond 2, Bowie 0 (7 Innings) (W, Clayton Tanner - L, Eduardo Gamboa - S, Rafael Cova)
.....	4/8/10 @ Bowie (Prince George's Stadium)
Pitcher/Batter	Bowie's LHP Zach Britton to Richmond's Darren Ford (4/8/10 @ Bowie, Prince George's Stadium)
.....	Ford Grounded Out to SS Pedro Florimon
Hit	Thomas Neal, 4/8/10 @ Bowie (4th Inning - Double - Zach Britton)
Double	Thomas Neal, 4/8/10 @ Bowie (4th Inning - Zach Britton)
Triple	Roger Kieschnick, 4/16/10 vs. Reading (3rd Inning - Yohan Flande)
Home Run	Conor Gillaspie, 4/10/10 @ Bowie (6th Inning - Pedro Beato)
Grand Slam	Never
Run	Michael Ambort, 4/8/10 @ Bowie (5th Inning)
RBI	Jackson Williams, 4/8/10 @ Bowie (5th Inning)
Walk	Brandon Crawford, 4/8/10 @ Bowie (6th Inning - Pat Egan)
Strikeout (Pitcher)	Ronnie Ray, 4/8/10 @ Bowie (5th Inning - Danny Figueroa)
Strikeout (Batter)	Roger Kieschnick, 4/8/10 @ Bowie (2nd Inning - Zach Britton)
Stolen Base	Tyler Graham, 4/8/10 @ Bowie (7th Inning)
Caught Stealing	Darren Ford, 4/12/10 vs. Altoona (1st Inning - Justin Wilson)
Sacrifice Fly	Clay Timpner, 4/9/10 @ Bowie (6th Inning)
Hit By Pitch	Jackson Williams, 4/8/10 @ Bowie (8th Inning - Chad Thall)
Ground Into Double Play	Thomas Neal, 4/10/10 @ Bowie (6th Inning - Eduardo Gamboa)
Error	Thomas Neal, 4/10/10 @ Bowie (7th Inning)
Wild Pitch	Clayton Tanner, 4/9/10 @ Bowie (3rd Inning)
Balk	David Mixon, 5/3/10 vs. Altoona (2nd Inning)
Win (Individual)	Clayton Tanner, 4/9/10 @ Bowie
Loss (Individual)	Ronnie Ray (4/8/10) @ Bowie
Save	Rafael Cova, 4/9/10 @ Bowie
Complete Game (Seven Innings)	David Mixon, 4/27/10 @ New Britain
Complete Game (Nine Innings)	Mike MacDonald, 8/5/10 @ New Hampshire
Complete-Game Shutout (Seven Innings)	David Mixon, 4/27/10 @ New Britain
Complete-Game Shutout (Nine Innings)	Mike MacDonald, 8/5/10 @ New Hampshire



#21 Thomas Neal

Neal lined an opposite-field double for the Flying Squirrels first franchise hit. He lined the double down the right-field line off Bowie left-hander Zach Britton in the 4th inning of the Squirrels, 4-6, loss on April 8th, 2010.



#10 Clayton Tanner

Tanner earned the first win in franchise history on April 9th, 2010 against Bowie at Prince George's Stadium. The lefty tossed 5 1/3 shutout innings, fanning two, as the Squirrels prevailed, 2-0

Organization

2011 Flying Squirrels

2010: In Review

History & Records

Eastern League

SF Giants

General Info

HISTORY & RECORDS



Franchise - First Game



VS.



April 8th, 2010
Prince George's Stadium

Bowie Baysox (1-0) 6, Richmond Flying Squirrels (0-1) 4
April 8, 2010

	1	2	3	4	5	6	7	8	9	R	H	E
Richmond	0	0	0	0	2	0	0	2	0	4	11	0
Bowie	0	0	0	1	1	1	3	0	x	6	14	0

Richmond	AB	R	H	RBI	BB	SO	LOB	AVG
Ford, CF	5	0	0	0	0	1	3	.000
Crawford, SS	4	0	1	0	1	1	2	.250
Neal, LF	4	1	2	0	1	1	1	.500
Kieschnick, RF	5	1	2	0	0	3	3	.400
Gillaspie, 3B	5	0	1	2	0	0	4	.200
Ambort, 1B	3	1	1	0	1	0	2	.333
Noonan, 2B	4	1	1	0	0	0	1	.250
Williams, J, C	3	0	2	2	0	0	0	.667
Graham, T, DH	4	0	1	0	0	2	3	.250
MacDonald, P	0	0	0	0	0	0	0	.000
Ray, R, P	0	0	0	0	0	0	0	.000
Sisco, P	0	0	0	0	0	0	0	.000
Totals	37	4	11	4	3	8	19	.297

Bowie	AB	R	H	RBI	BB	SO	LOB	AVG
Figueroa, D, CF	4	0	0	0	1	1	1	.000
Abreu, M, RF	4	1	2	0	0	0	0	.500
Figueroa, P, DH	5	2	3	0	0	1	2	.600
Waring, 3B	5	1	3	1	0	0	2	.600
Widlansky, 1B	4	1	2	0	0	1	2	.500
Joseph, C	1	1	1	2	2	0	0	1.000
Henson, LF	3	0	1	2	1	0	4	.333
Adams, 2B	4	0	2	1	0	0	4	.500
Florimor Jr., SS	4	0	0	0	0	0	1	.000
Britton, Z, P	0	0	0	0	0	0	0	.000
Egan, P	0	0	0	0	0	0	0	.000
Gabino, P	0	0	0	0	0	0	0	.000
Thall, P	0	0	0	0	0	0	0	.000
Totals	34	6	14	6	4	3	16	.412

BATTING

2B: Neal (1, Britton, Z), Williams, J 2 (2, Egan, Gabino), Gillaspie (1, Gabino).

TB: Crawford; Neal 3; Kieschnick 2; Gillaspie 2; Ambort; Noonan; Williams, J 4; Graham, T.

RBI: Williams, J 2 (2), Gillaspie 2 (2).

Runners left in scoring position, 2 out: Kieschnick; Ford; Ambort; Crawford 2; Graham, T; Gillaspie.

Team RISP: 3-for-13.

Team LOB: 10.

BASERUNNING

SB: Graham, T (1, 2nd base off Gabino/Joseph).

FIELDING

Outfield assists: Kieschnick (Joseph at home).

DP: (Gillaspie-Williams, J-Ambort).

Richmond	IP	H	R	ER	BB	SO	HR	ERA
MacDonald	4.0	5	1	1	2	0	0	2.25
Ray, R (L, 0-1)	2.1	6	4	4	1	2	0	15.43
Sisco	1.2	3	1	1	1	1	0	5.40
Totals	8.0	14	6	6	4	3	0	6.75

BATTING

2B: Adams (1, Ray, R), Henson (1, Sisco), Abreu, M (1, Sisco).

TB: Abreu, M 3; Figueroa, P 3; Waring 3; Widlansky 2; Joseph; Henson 2; Adams 3.

RBI: Joseph 2 (2), Waring (1), Adams (1), Henson 2 (2).

2-out RBI: Waring; Henson 2.

Runners left in scoring position, 2 out: Widlansky; Figueroa, D; Adams; Waring 2.

SF: Joseph.

GIDP: Adams.

Team RISP: 6-for-14.

Team LOB: 10.

BASERUNNING

CS: Abreu, M (1, 2nd base by MacDonald/Williams, J).

FIELDING

Outfield assists: Abreu, M (Gillaspie at 3rd base).

Bowie	IP	H	R	ER	BB	SO	HR	ERA
Britton, Z	4.1	3	2	2	0	3	0	4.15
Egan (W, 1-0)	1.2	2	0	0	1	1	0	0.00
Gabino (H, 1)	1.1	4	2	2	2	1	0	13.50
Thall (S, 1)	1.2	2	0	0	0	3	0	0.00
Totals	9.0	11	4	4	3	8	0	4.00

WP: Egan.

HBP: Abreu, M (by MacDonald), Williams, J (by Thall).

Groundouts-flyouts: MacDonald 9-1, Ray, R 3-2, Sisco 0-4, Britton, Z 7-3, Egan 3-1, Gabino 2-0, Thall 0-2.

Batters faced: MacDonald 17, Ray, R 14, Sisco 9, Britton, Z 16, Egan 8, Gabino 9, Thall 8.

Inherited runners-scored: Sisco 2-2, Egan 2-2, Thall 1-0.

Umpires: HP: Chad Whitson. 1B: Jon Saphire. 2B: . 3B: Tim Eastman.

Weather: 77 degrees, clear.

Wind: 13 mph, Out to CF.

T: 2:53 (1:17 delay).

Att: 3,761.

Compiled by MLB Advanced Media

Organization

2011 Flying Squirrels

2010 In Review

History & Records

Eastern League

SF Giants

General Info



HISTORY & RECORDS

Flying Squirrels' Diamond Firsts

Game	4/15/10 vs. Reading
.....	Richmond 3, Reading 0
.....	(W, Daryl Maday - L, Michael Cisco - S, Rafael Cova)
Win	4/15/10 vs. Reading
.....	Richmond 3, Reading 0
.....	(W, Daryl Maday - L, Michael Cisco - S, Rafael Cova)
Loss	4/18/10 vs. Reading
.....	Reading 5, Richmond 2
.....	(W, Vance Worley - L, Mike MacDonald - S, Michael Stutes)
Pitcher/Batter	Richmond's Daryl Maday to Reading's Tyson Gillies, 4/15/10 @ 7:13 PM (Struck Out Looking)
Hit	Thomas Neal, 4/15/10 vs. Reading (2nd Inning - Single - Mike Cisco)
Double	Nick Noonan, 4/15/10 vs. Reading (2nd Inning - Mike Cisco)
Triple	Roger Kieschnick, 4/16/10 vs. Reading (3rd Inning - Yohan Flanede)
Home Run	Jackson Williams, 4/15/10 vs. Reading (5th Inning - Mike Cisco)
Grand Slam	Never
Run	Thomas Neal, 4/15/10 vs. Reading (2nd Inning)
RBI	Nick Noonan, 4/15/10 vs. Reading (2nd Inning)
Walk	Jackson Williams, 4/15/10 vs. Reading (2nd Inning - Mike Cisco)
Strikeout (Pitcher)	Daryl Maday, 4/15/10 vs. Reading (1st Inning - Tyson Gillies)
Strikeout (Batter)	Darren Ford, 4/15/10 vs. Reading (1st Inning - Mike Cisco)
Stolen Base	Skyler Stromsmoe, 4/16/10 vs. Reading (1st Inning)
Caught Stealing	Nick Noonan, 4/15/10 vs. Reading (7th Inning - Tuffy Gosewisch)
Sacrifice Fly	Conor Gillaspie, 4/19/10 vs. New Britain (3rd Inning)
Hit By Pitch	Roger Kieschnick, 4/16/10 vs. Reading (2nd Inning)
Ground Into Double Play	Roger Kieschnick, 4/15/10 vs. Reading (6th Inning, 6-4-3)
Error	Brandon Crawford, 4/16/10 vs. Reading (5th Inning)
Wild Pitch	Tony Pena Jr., 4/16/10 vs. Reading (9th Inning)
Balk	David Mixon, 5/3/10 vs. Altoona (2nd Inning)
Win (Individual)	Daryl Maday, 4/15/10 vs. Reading
Loss (Individual)	Mike MacDonald, 4/18/10 vs. Reading
Save	Rafael Cova, 4/15/10 vs. Reading
Complete Game (7 Innings)	Never
Complete Game (9 Innings)	Never
Complete-Game Shutout (7 Innings)	Never
Complete-Game Shutout (9 Innings)	Never

Organization

2011 Flying Squirrels

2010: In Review

History & Records

Eastern League

SF Giants

General Info



#28 Daryl Maday

(At Left) Flying Squirrels' right-hander Daryl Maday throws the first pitch in franchise history at The Diamond. Maday's first pitch was delivered on April 15th at 7:13 PM to Reading Phillies' leadoff hitter Tyson Gillies. Maday's first offering was a ball, but he went on to strike out Gillies looking. Maday turned in a strong outing in what turned in to the first victory for Richmond at the renovated Diamond. He worked 5 2/3 scoreless innings, allowing just four hits, while walking two and striking out four. He earned the victory as the Flying Squirrels posted a 3-0 shutout of Reading. Richmond catcher Jackson Williams provided the first home run for the Squirrels at The Diamond, a solo-shot in the 5th inning off Reading's Mike Cisco. Conor Gillaspie also homered in the game, curious due to the fact that the Squirrels hit just 19 more home runs in their home park on the year.

HISTORY & RECORDS



Franchise - First Game at The Diamond



VS.



April 15th, 2010
The Diamond

Richmond Flying Squirrels (2-6) 3, Reading Phillies (5-3) 0
April 15, 2010

	1	2	3	4	5	6	7	8	9	R	H	E
Reading	0	0	0	0	0	0	0	0	0	0	4	0
Richmond	0	1	0	0	1	1	0	0	x	3	6	0

Reading										Richmond									
AB	R	H	RBI	BB	SO	LOB	AVG	AB	R	H	RBI	BB	SO	LOB	AVG				
Gillies, CF	3	0	0	0	1	2	.121	Ford, CF	4	0	0	0	1	1	.194				
Galvis, SS	4	0	0	0	0	1	.258	Crawford, SS	4	0	1	0	0	1	.360				
Brown, D, RF	3	0	1	0	1	0	.333	Gillaspie, 3B	4	1	1	1	0	0	.212				
Mahar, 1B-LF	3	0	0	0	1	1	.310	Neal, LF	3	1	1	0	1	1	.188				
Pinckney, 3B	3	0	1	0	1	1	.310	Kieschnick, RF	3	0	1	0	0	2	.250				
Spidale, LF	4	0	0	0	0	4	.348	Ambort, 1B	3	0	0	0	0	1	.100				
Escalona, S, P	0	0	0	0	0	0	.000	Noonan, 2B	2	0	1	1	1	0	.226				
Gosewisch, C	4	0	1	0	0	1	.200	Williams, J, C	2	1	1	1	1	0	.444				
Chavez, O, 2B	3	0	0	0	1	1	.111	Maday, P	2	0	0	0	2	2	.000				
Cisco, P	2	0	1	0	0	0	.500	Ray, R, P	0	0	0	0	0	0	.000				
a-Stavisky, PH	1	0	0	0	0	0	.000	a-Timpner, PH	0	0	0	0	1	0	.375				
Chapman, P	0	0	0	0	0	0	.000	Stevens, J, P	0	0	0	0	0	0	.000				
Bozied, 1B	1	0	0	0	0	0	.333	Cova, P	0	0	0	0	0	0	.000				
Totals	31	0	4	0	5	7	.257	Totals	27	3	6	3	4	6	.234				

a-Grounded out for Cisco in the 7th.

BATTING

2B: Brown, D (4, Maday).

TB: Brown, D 2; Pinckney; Gosewisch; Cisco.

Runners left in scoring position, 2 out: Mahar; Galvis 2; Spidale 2.

Team RISP: 0-for-3.

Team LOB: 9.

FIELDING

Outfield assists: Gillies (Crawford at 3rd base).

DP: (Galvis-Chavez, O-Mahar).

a-Walked for Ray, R in the 7th.

BATTING

2B: Noonan (3, Cisco), Crawford (3, Cisco).

HR: Williams, J (1, 5th inning off Cisco, 0 on, 0 out), Gillaspie (3, 6th inning off Cisco, 0 on, 0 out).

TB: Crawford 2; Gillaspie 4; Neal; Kieschnick; Noonan 2; Williams, J 4.

RBI: Noonan (1), Williams, J (3), Gillaspie (8).

2-out RBI: Noonan.

Runners left in scoring position, 2 out: Maday.

GIDP: Kieschnick.

Team RISP: 1-for-3.

Team LOB: 4.

BASERUNNING

SB: Noonan (2, 3rd base off Cisco/Gosewisch).

CS: Noonan (1, 2nd base by Chapman/Gosewisch).

Reading									
IP	H	R	ER	BB	SO	HR	ERA		
Cisco (L, 1-1)	6.0	6	3	3	2	4	3.00		
Chapman	1.0	0	0	0	2	0	0.00		
Escalona, S	1.0	0	0	0	0	2	0.00		
Totals	8.0	6	3	3	4	6	4.31		

IBB: Williams, J (by Cisco).

Groundouts-flyouts: Cisco 9-4, Chapman 1-1, Escalona, S 0-1, Maday 10-3, Ray, R 2-1, Stevens, J 0-1, Cova 1-1.

Batters faced: Cisco 24, Chapman 4, Escalona, S 3, Maday 23, Ray, R 4, Stevens, J 4, Cova 5.

Inherited runners-scored: Ray, R 1-0, Cova 2-0.

Umpires: HP: Chris Hamner. 1B: Jordan Ferrell. 2B: . 3B: Cory Hinga.

Weather: 73 degrees, clear.

Wind: 5 mph, Out to CF.

T: 2:38.

Att: 9,560.

Richmond									
IP	H	R	ER	BB	SO	HR	ERA		
Maday (W, 1-0)	5.2	4	0	0	2	4	0.169		
Ray, R (H, 1)	1.1	0	0	0	0	1	0.771		
Stevens, J (H, 2)	0.2	0	0	0	2	1	0.000		
Cova (S, 2)	1.1	0	0	0	1	1	0.000		
Totals	9.0	4	0	0	5	7	0.297		

Compiled by MLB Advanced Media

Organization

2011 Flying Squirrels

2010 In Review

History & Records

Eastern League

SF Giants

General Info



HISTORY & RECORDS

Flying Squirrels' All-Time Roster

A

Ambort, Michael - 1B (2010)

B

Belt, Brandon - 1B/OF (2010)
Bond, Brock - INF (2010)
Boyer, Brad - INF (2010)

C

Ciriaco, Juan - INF (2010)
Clark, Craig - LHP (2010)
Cova, Rafael - RHP (2010)
Crawford, Brandon - SS (2010)

D

D'Alessio, Andy - 1B (2010)

E

F

Ford, Darren - CF (2010)

G

Gillaspie, Conor - 3B (2010)
Gonzalez, Abe - S & C Coach (2010)
Graham, Tyler - OF (2010)
Grimsley, Ross - Pitching Coach (2010)

H

I

J

K

Kieschnick, Roger - OF (2010)
Klimas, Matt - C (2010)

L

La Torre, Tyler - C (2010)
Lively, Mitch - RHP (2010)
Lormand, Ryan - INF (2010)
Lowenstein, Aaron - C (2010)

M

MacDonald, Mike - RHP (2010)
Maday, Daryl - RHP (2010)
Main, Michael - RHP (2010)
Martin, Adrian - RHP (2010)
Martinez-Esteve - OF (2010)
Mixon, David - RHP (2010)
Morman, Russ - Hitting Coach (2010)

N

Neal, Thomas - OF (2010)
Noonan, Nick - 2B (2010)

O

Ortega, Eric - Athletic Trainer (2010)

P

Pena Jr., Tony - RHP (2010)

Q

Quinowski, David - LHP (2010)

R

Ray, Ronnie - RHP (2010)
Rodriguez, Wilmin - LHP (2010)
Rojas, Nestor - C (2010)
Romero, Felix - RHP (2010)

S

Schoop, Sharlon - INF (2010)
Sisco, Andy - LHP (2010)
Skeels, Andy - Manager (2010)
Stevens, Jake - LHP (2010)
Stromsmoe, Skyler - UTIL (2010)

T

Tanner, Clayton - LHP (2010)
Timpner, Clay - OF (2010)
Turpen, Daniel - RHP (2010)

U

V

W

Westcott, Craig - RHP (2010)
Whitaker, Craig - RHP (2010)
Williams, Jackson - C (2010)

X

Y

Z

Zambrano, Eliezer - C (2010)



Organization

2011 Flying Squirrels

2010: In Review

History & Records

Eastern League

SF Giants

General Info

EASTERN LEAGUE





EASTERN LEAGUE

Organization

2011 Flying Squirrels

History & Records 2010: In Review

Eastern League

SF Giants

General Info



EASTERN LEAGUE

Eastern League
 30 Danforth St., Suite 208
 Portland, ME 04101
 Phone: (207) 761-2700
 Fax: (207) 761-7064
www.easternleague.com



Official Name	The Eastern League of Professional Baseball Clubs, Inc.
E-Mail	elpb@easternleague.com
President	Joseph R. McEacharn (9th year)
Assistant to the President	Bill Rosario
Years League Active	1923-Present
Schedule	142 Games, Unbalanced
2011 Opening Date	April 9
2011 Closing Date	September 5
Playoffs Begin	September 7
All-Star Break	July 12-13
2011 All-Star Game	July 12, Merchantsauto.com Stadium, Manchester, NH
League Roster Limit	24 Players, Entire Season
Playoff Format	Top two teams based on winning percentage qualify
Divisional Playoffs	Best of Five (2-2-1)
League Championship Series	Best of Five (2-3)
Tiebreakers (First)	Head-to-head Season Series
Tiebreakers (Second)	One-Game Playoff
League Statistician	MLB Advanced Media
Batting Title Minimum	75 Ninth Avenue, 5th Floor, New York, NY 10011
ERA Title Minimum	2.7 PA per scheduled game
	0.8 IP per scheduled game

WESTERN

EASTERN

Akron Aeros **Altoona Curve**

Bowie Baysox **Erie SeaWolves**

Harrisburg Senators **Richmond Flying Squirrels**

Binghamton Mets **New Britain Rock Cats**

New Hampshire Fisher Cats **Portland Sea Dogs**

R-Phis **Trenton Thunder**

Reading Phillies **Trenton Thunder**

EASTERN LEAGUE



EASTERN LEAGUE MILEAGE CHART

	AKR	ALT	BNG	BOW	ERI	HAR	NBR	NHM	POR	REA	RIC	TRE
Akron	X	187	350	336	121	310	538	709	706	350	446	414
Altoona	187	X	201	167	175	138	374	520	552	170	271	239
Binghamton	350	201	X	266	254	181	216	338	360	143	400	165
Bowie	336	167	266	X	337	109	323	460	508	123	124	149
Erie	121	175	254	337	X	298	497	579	586	310	463	374
Harrisburg	310	138	181	109	298	X	271	430	480	65	217	132
New Britain	538	374	216	323	497	271	X	150	210	224	450	167
New Hampshire	709	520	338	460	579	430	150	X	94	370	586	304
Portland	706	552	360	508	586	480	210	94	X	420	654	360
Reading	350	170	143	123	310	65	224	370	420	X	259	73
Richmond	446	271	400	124	463	217	450	586	654	259	X	284
Trenton	414	239	165	149	374	132	167	304	360	73	284	X

2011 EASTERN LEAGUE UMPIRE ROSTER

#	Umpire	Resides	Experience	2010 League
7	Joey Amaral	Columbia, MD	5 Years	Carolina
5	Joe Born	Lafayette, IN	5 Years	Florida State
3	Matt Cunningham	Indianapolis, IN	7 Years	Eastern
18	Andrew Dudones	Uniontown, OH	6 Years	Eastern
6	Chris Graham	Courtice, Ontario	4 Years	Southern
50	Max Guyll	Fort Wayne, IN	6 Years	Eastern
8	Joe Hannigan	Westmont, IL	6 Years	Eastern
11	Travis Hatch	Forrestfield, Australia	7 Years	Eastern
30	Tom Honec	Harrisonburg, VA	5 Years	Eastern
14	Joel Hospodka	Omaha, NE	6 Years	Eastern
22	Scott Mahoney	Pittsburg, CA	7 Years	Eastern
27	Ben May	Racine, WI	5 Years	Eastern
9	Jeff Morrow	Fenton, MO	4 Years	Florida State
4	Tim Rosso	Saddle Brook, NJ	4 Years	Carolina
28	Jon Saphire	Centerville, OH	7 Years	Eastern
15	Dave Soucy	Brighton, MA	6 Years	Eastern
38	Doug Vines	Kennesaw, GA	5 Years	Eastern
96	Tom Woodring	Boulder, NV	4.5 Years	California



EASTERN LEAGUE

Organization

2011 Flying Squirrels

2010: In Review

History & Records

Eastern League

SF Giants

General Info



AEROS

Canal Park
300 South Main Street
Akron, OH 44308
Phone: (330) 253-5151
Fax: (330) 253-3300
www.akronaeros.com



Affiliation.....	Cleveland Indians (since 1997)
First Year.....	1997
Ballpark.....	Canal Park (cap. 9,097)
Field Dimensions.....	LF-331, CF-400, RF-337
League Titles.....	3 ('03, '05, '09)
Last Eastern League Title.....	2009
Last Playoff Appearance.....	2009 (Won EL Title)
2010 Record.....	71-71
Place (Western).....	4th
2010 Record Vs. Flying Squirrels.....	4-2
All-Time Record Vs. Flying Squirrels.....	4-2
2010 Attendance (Total).....	261,563 (9th in EL)
2010 Attendance (Average).....	3,791 (9th in EL)

CEO/President.....	Greg Agganis
Executive Vice President/COO.....	Jim Pfander
Executive Vice President/General Manager.....	Jeff Auman
Assistant GM, Media & Marketing.....	Dan Foust
Radio Broadcaster.....	Jim Clark
Flagship Radio Station.....	SportsRadio 1350 AM

Manager.....	Chris Tremie
Hitting Coach.....	Rouglas Odor
Pitching Coach.....	Tony Arnold
Trainer.....	Chad Wolfe

Distance from Richmond..... 417 Miles

Flying Squirrels' Hotel in Akron..... Akron City Center Hotel
 20 West Mill Street
 Akron, OH 44308
 PH: (330) 384-1500



Canal Park

2011 Series

@Akron	@Richmond
5/27.....7:05	8/19.....7:05
5/28.....7:05	8/20.....6:35
5/29.....1:05	8/21.....5:00
5/30.....1:05	
8/25.....7:05	
8/26.....7:05	
8/27.....7:05	
8/28.....1:05	

EASTERN LEAGUE



CURVE

Blair County Ballpark
1000 Park Avenue
Altoona, PA 16602
Phone: (814) 943-5400
Fax: (814) 943-9050
www.altoonacurve.com



Organization

2011 Flying Squirrels

2010s In Review

History & Records

Eastern League

SF Giants

General Info


Affiliation.....	Pittsburgh Pirates (since 1999)
First Year.....	1999
Ballpark.....	Blair County Ballpark (cap. 7,210)
Field Dimensions.....	LF-325, CF-405, RF-325
League Titles.....	1 ('10)
Last Eastern League Title.....	2010
Last Playoff Appearance.....	2010 (Won EL Title)
2010 Record.....	82-60
Place (Western).....	1st
2010 Record Vs. Flying Squirrels.....	16-10
All-Time Record Vs. Flying Squirrels.....	16-10
2010 Attendance (Total).....	286,321 (8th in EL)
2010 Attendance (Average).....	4,150 (8th in EL)

Chief Operating Officer.....	David Lozinak
General Manager.....	Rob Egan
Radio Broadcaster.....	Mike Passanisi
Flagship Radio Station.....	ESPN Radio 1430 AM

Manager.....	P.J. Forbes
Hitting Coach.....	Brandon Moore
Pitching Coach.....	Wally Whitehurst
Trainer.....	Mike Zalno

Distance from Richmond..... 263 Miles

Flying Squirrels' Hotel in Altoona..... Ramada - Altoona
 I Sheraton Drive
 Altoona, PA 16601
 PH: (814) 946-1631
 FX: (814) 946-0785



Blair County Ballpark

2011 Series

@Altoona	@Richmond
4/14..... 6:30	4/21..... 7:05
4/15..... 6:30	4/22..... 7:05
4/16..... 6:00	4/23..... 6:35
4/17..... 2:00	5/6..... 7:05
8/22..... 7:00	5/7..... 6:35
8/23..... 7:00	5/8..... 2:05
8/24..... 7:00	
9/2..... 7:00	
9/3..... 7:00	
9/4..... 6:00	
9/5..... 12:00	



EASTERN LEAGUE

Organization

2011 Flying Squirrels

2010: In Review

History & Records

Eastern League

SF Giants

General Info



METS

NYSEG Stadium
211 Henry Street
Binghamton, NY 13901
Phone: (607) 723-6387
Fax: (607) 723-7779
www.bmets.com



Affiliation	New York Mets (since 1992)
First Year	1992
Ballpark	NYSEG Stadium (cap. 6,012)
Field Dimensions	LF-330, CF-400, RF-330
League Titles	2 ('92, '94)
Last Eastern League Title	1994
Last Playoff Appearance	2004 (Lost in Divisional Series)
2010 Record	66-76
Place (Eastern)	5th
2010 Vs. Flying Squirrels	4-3
All-Time Record Vs. Flying Squirrels	4-3
2010 Attendance (Total)	203,823 (12th in EL)
2010 Attendance (Average)	3,088 (12th in EL)

General Manager	Jim Weed
Director of Marketing	Heith Tracy-Bronson
Radio Broadcaster	Matt McCabe
Flagship Radio Station	WNBF 1290 AM

Manager	Wally Backman
Hitting Coach	Luis Natera
Pitching Coach	Mark Valdes
Trainer	Joe Golia

Distance from Richmond 400 Miles

Flying Squirrels' Hotel in Binghamton Best Western - Johnson City
 569 Harry L. Drive
 Johnson City, NY 13790
 PH: (607) 729-9194
 FX: (607) 729-3205



NYSEG Stadium

2011 Series

@Binghamton

@Richmond

8/12	7:05	6/14	7:05
8/13	7:05	6/15	7:05
8/14	6:35	6/16	7:05



BAYSOX

Prince George's Stadium
 4101 NE Crain Highway
 Bowie, MD 20716
 Phone: (301) 805-6000
 Fax: (301) 464-4911
 www.baysox.com



Organization

2011 Flying Squirrels

2010s In Review

History & Records

Eastern League

SF Giants

General Info


Affiliation.....	Baltimore Orioles (since 1993)
First Year.....	1993
Ballpark.....	Prince George's Stadium (cap. 10,000)
Field Dimensions.....	LF-309, CF-405, RF-309
League Titles.....	None
Last Eastern League Title.....	None
Last Playoff Appearance.....	2008 (Lost in Divisional Series)
2010 Record.....	75-67
Place (Western).....	3rd
2010 Vs. Flying Squirrels.....	13-16
All-Time Vs. Flying Squirrels.....	13-16
2010 Attendance (Total).....	251,728 (10th in EL)
2010 Attendance (Average).....	3,545 (10th in EL)

General Manager.....	Brian Shallcross
Assistant General Manager.....	Phil Wrye
Radio Broadcaster.....	None
Flagship Radio Station.....	None

Manager.....	Gary Kendall
Field Coach.....	Denny Hocking
Field Coach.....	Einar Diaz
Pitching Coach.....	Kennie Steenstra
Trainer.....	Aaron Scott

Distance from Richmond..... 119 Miles

Flying Squirrels' Hotel in Bowie..... Best Western - Annapolis
 2520 Riva Road
 Annapolis, MD 21401
 PH: (410) 224-2800
 FX: (410) 266-5539



2011 Series

@Bowie	@Richmond
4/29..... 7:05	4/11..... 7:05
4/30..... 6:35	4/12..... 7:05
5/1..... 2:05	4/13..... 10:35
5/9..... 7:05	5/17..... 7:05
5/10..... 7:05	5/18..... 7:05
5/11..... 11:05	5/19..... 7:05
5/31..... 7:05	6/17..... 7:05
6/1..... 7:05	6/18..... 6:35
6/2..... 7:05	6/19..... 2:05
7/14..... 7:05	8/16..... 7:05
7/15..... 7:05	8/17..... 7:05
7/16..... 6:35	8/18..... 7:05
7/17..... 6:05	



EASTERN LEAGUE

Organization

2011 Flying Squirrels

2010: In Review

History & Records

Eastern League

SF Giants

General Info



ERIE SEAWOLVES

SEAWOLVES

Jerry Uht Park
110 East 10th Street
Erie, PA 16501
Phone: (814) 456-1300
Fax: (814) 456-7520
www.seawolves.com



Affiliation.....	Detroit Tigers (since 2001)
First Year.....	1999
Ballpark.....	Jerry Uht Park (cap. 6,952)
Field Dimensions.....	LF-312, CF-400, RF-328
League Titles.....	None
Last Eastern League Title.....	None
Last Playoff Appearance.....	2007 (Lost in Divisional Series)
2010 Record.....	66-76
Place (Western).....	6th
2010 Vs. Flying Squirrels.....	6-8
All-Time Record Vs. Flying Squirrels.....	6-8
2010 Attendance (Total).....	218,748 (11th in EL)
2010 Attendance (Average).....	3,217 (11th in EL)

President.....	Greg Coleman
Assistant General Manager/Sales.....	Mike Uden
Radio Broadcaster.....	Greg Gania
Flagship Radio Station.....	Fox Sports Radio 1330 The Fan

Manager.....	Chris Cron
Hitting Coach.....	Jerry Martin
Pitching Coach.....	Ray Burris
Trainer.....	Chris McDonald

Distance from Richmond 449 Miles

Flying Squirrels' Hotel in Erie Bel Air Clarion Hotel
2800 West 8th Street
Erie, PA 16505
PH: (814) 333-1116
FX: (814) 838-3242



Jerry Uht Park

2011 Series

@Erie	@Richmond
7/257:05	5/237:05
7/267:05	5/247:05
7/2712:05	5/257:05
	5/267:05
	6/247:05
	6/256:35
	6/262:05

EASTERN LEAGUE



SENATORS

Metro Bank Park
112 Market Street
Harrisburg, PA 17101
Phone: (717) 231-4444
Fax: (717) 231-4445
www.senatorsbaseball.com



Affiliation..... Washington Nationals (since 1991)
First Year..... 1987
Ballpark..... Metro Bank Park (cap. 6,302)
Field Dimensions..... LF-330, CF-400, RF-335
League Titles..... 6 ('87, '93, '96, '97, '98, '99)
Last Eastern League Title..... 1999
Last Playoff Appearance..... 2010 (Lost in Divisional Series)
2010 Record..... 77-65
Place (Western)..... 2nd
2010 Vs. Flying Squirrels..... 7-3
All-Time Vs. Flying Squirrels..... 7-3
2010 Attendance (Total)..... 294,325 (7th in EL)
2010 Attendance (Average)..... 4,205 (7th in EL)

Chairman..... Michael Reinsdorf
Chief Executive Officer..... Bill Davidson
President..... Kevin Kulp
General Manager..... Randy Whitaker
Radio Broadcaster..... Terry Byrom
Flagship Radio Station..... WTKT 1460 AM The Ticket

Manager..... Tony Beasley
Hitting Coach..... Troy Gingrich
Pitching Coach..... Randy Tomlin
Trainer..... Jeff Allred

Distance from Richmond..... 217 Miles

Flying Squirrels' Hotel in Harrisburg..... Holiday Inn - Harrisburg West
 5401 Carlisle Pike
 Mechanicsburg, PA 17050
 PH: (717) 697-0321
 FX: (717) 697-7594



Metro Bank Park

2011 Series

@Harrisburg		@Richmond	
6/21	7:00	5/12	7:05
6/22	12:00	5/13	7:05
6/23	7:00	5/14	6:35
8/9	7:00	6/27	2:05
8/10	7:00	6/28	7:05
8/11	7:00	6/29	7:05
		7/8	7:05
		7/9	6:35
		7/10	5:05
		7/11	12:05
		7/21	7:05
		7/22	7:05
		7/23	6:35
		7/24	5:05

Organization

2011 Flying Squirrels

2010s In Review

History & Records

Eastern League

SF Giants

General Info



EASTERN LEAGUE

Organization

2011 Flying Squirrels

2010: In Review

History & Records

Eastern League

SF Giants

General Info



ROCK CATS

New Britain Stadium
230 John Karbonic Way
New Britain, CT 06051
Phone: (860) 225-8383
Fax: (860) 225-6267
www.rockcats.com



Affiliation.....	Minnesota Twins (since 1995)
First Year.....	1983
Ballpark.....	New Britain Stadium (cap. 6,146)
Field Dimensions.....	LF-330, CF-400, RF-330
League Titles.....	2 ('83, '01)
Last Eastern League Title.....	2001
Last Playoff Appearance.....	2009 (Lost in Divisional Series)
2010 Record.....	44-98
Place (Eastern).....	6th
2010 Vs. Flying Squirrels.....	4-8
All-Time Vs. Flying Squirrels.....	4-8
2010 Attendance (Total).....	368,523 (5th in EL)
2010 Attendance (Average).....	5,500 (5th in EL)

President/CEO.....	Bill Dowling
Vice President.....	Evan Levy
Assistant GM.....	Ricky Ferrell
Radio Broadcaster.....	Jeff Dooley
Flagship Radio Station.....	WTIC FM 96.5 HD2

Manager.....	Jeff Smith
Hitting Coach.....	Tom Brunansky
Pitching Coach.....	Stu Cliburn
Trainer.....	Chad Jackson

Distance from Richmond..... 446 Miles

Flying Squirrels' Hotel in New Britain..... Holiday Inn Express
 120 Laning Street
 Southington, CT 06489
 PH: (860) 276-0736
 FX: (860) 276-9405



New Britain Stadium

2011 Series

@New Britain

5/2.....	6:35
5/3.....	6:35
5/4.....	6:35
5/5.....	6:35
7/18.....	7:05
7/19.....	7:05
7/20.....	12:05

@Richmond

4/7.....	7:05
4/8.....	7:05
4/9.....	6:35
4/10.....	2:05
8/29.....	7:05
8/30.....	7:05
8/31.....	7:05
9/1.....	7:05



FISHER CATS

merchantsauto.com Stadium
 1 Line Drive
 Manchester, NH 03101
 Phone: (603) 641-2005
 Fax: (603) 641-2055
 www.nhfishercats.com



Affiliation..... Toronto Blue Jays (since 2004)
 First Year..... 2004
 Ballpark..... Merchantsauto.com Stadium (cap. 6,500)
 Field Dimensions..... LF-326, CF-400, RF-306
 League Titles..... 1 (2004)
 Last Eastern League Title..... 2004
 Last Playoff Appearance..... 2010 (Lost in Divisional Series)
 2009 Record..... 79-62
 Place (Eastern)..... 2nd
 2010 Vs. Flying Squirrels..... 2-3
 All-Time Vs. Flying Squirrels..... 2-3
 2010 Attendance (Total)..... 386,102 (4th in EL)
 2010 Attendance (Average)..... 5,516 (4th in EL)

Owner/Managing Partner..... Art Soloman
 President/General Manager..... Rick Brenner
 Radio Broadcaster..... Bob Lipman
 Flagship Radio Station..... WGIR 610 AM

Manager..... Sal Fasano
 Hitting Coach..... Justin Mashore
 Pitching Coach..... Pete Walker
 Trainer..... Robert Tarpey

Distance from Richmond..... 588 Miles

Flying Squirrels' Hotel in Manchester..... Comfort Inn
 298 Queen City Avenue
 Manchester, NH 03102
 PH: (603) 668-2600
 FX: (603) 668-2600



Merchantsauto.com Stadium

2011 Series

@New Hampshire		@Richmond	
6/10.....	7:05	8/2.....	7:05
6/11.....	7:05	8/3.....	7:05
6/12.....	1:35	8/4.....	7:05

Organization

2011 Flying Squirrels

2010 In Review

History & Records

Eastern League

SF Giants

General Info



EASTERN LEAGUE

Organization

2011 Flying Squirrels

2010: In Review

History & Records

Eastern League

SF Giants

General Info

PORTLAND Sea Dogs™



SEA DOGS

Hadlock Field
271 Park Avenue
Portland, ME 04102
Phone: (207) 874-9300
Fax: (207) 780-0317
www.seadogs.com



Affiliation.....	Boston Red Sox (since 2003)
First Year.....	1994
Ballpark.....	Hadlock Field (cap. 7,368)
Field Dimensions.....	LF-315, CF-400, RF-335
League Titles.....	1 (2006)
Last Eastern League Title.....	2006
Last Playoff Appearance.....	2008 (Lost in Divisional Series)
2010 Record.....	70-71
Place (Eastern).....	3rd
2010 Vs. Flying Squirrels.....	2-4
All-Time Record Vs. Flying Squirrels.....	2-4
2010 Attendance (Total).....	390,772 (3rd in EL)
2010 Attendance (Average).....	5,832 (3rd in EL)

President.....	Charlie Eshbach
Executive Vice President/GM.....	Geoff Lacuessa
Radio Broadcaster.....	Mike Antonellis
Flagship Radio Station.....	WBAE 1490 AM (Portland) WVAE 1400 AM (York County)

Manager.....	Kevin Boles
Hitting Coach.....	Dave Joppie
Pitching Coach.....	Bob Kipper
Trainer.....	Paul Buchheit

Distance from Richmond 653 Miles

Flying Squirrels' Hotel in Portland Wyndham Hotel
363 Maine Mall Road
South Portland, ME 04106
PH: (207) 775-6161
FX: (207) 756-6623



Hadlock Field

2011 Series

@Portland		@Richmond	
6/7.....	7:00	8/5.....	7:05
6/8.....	7:00	8/6.....	6:35
6/9.....	7:00	8/7.....	5:05



R-Phils™

PHILLIES

FirstEnergy Stadium
1900 South Centre Avenue
Reading, PA 19605
Phone: (610) 375-8469
Fax: (610) 373-5868
www.readingphillies.com




Affiliation.....Philadelphia Phillies (since 1967)
First Year.....1952
Ballpark.....FirstEnergy Stadium (cap. 9,000)
Field Dimensions.....LF-330, CF-400, RF-330
League Titles.....5 ('57, '68, '73, '95, '01)
Last Eastern League Title.....2001
Last Playoff Appearance.....2009 (Lost in Divisional Series)
2010 Record.....69-72
Place (Eastern).....4th
2010 Vs. Flying Squirrels.....12-8
All-Time Vs. Flying Squirrels.....12-8
2010 Attendance (Total).....456,466 (2nd in EL)
2010 Attendance (Average).....6,615 (2nd in EL)

General Manager.....Scott Hunsicker
Assistant General Manager.....Ashley Peterson
Radio Broadcaster.....Brian Seltzer
Flagship Radio Station.....ESPN 1240 AM

Manager.....Mark Parent
Hitting Coach.....Frank Cacciatore
Pitching Coach.....Bob Milacki
Trainer.....Chris Mudd

Distance from Richmond.....254 Miles

Flying Squirrels' Hotel in Reading.....Crowne Plaza Reading
 1741 Papermill Rd.
 Wyomissing, PA 19610
 PH: (877) 354-1011
 FX: (610) 375-7562



FirstEnergy Stadium

2011 Series

@Reading

5/20.....7:05
 5/21.....6:05
 5/22.....1:05
 6/30.....7:05
 7/1.....7:05
 7/2.....6:35
 7/3.....6:35

@Richmond

6/3.....7:05
 6/4.....6:35
 6/5.....2:05

Organization

2011 Flying Squirrels

2010's In Review

History & Records

Eastern League

SF Giants

General Info



EASTERN LEAGUE

Organization

2011 Flying Squirrels

2010: In Review

History & Records

Eastern League

SF Giants

General Info



THUNDER

Mercer County Waterfront Park
 One Thunder Road
 Trenton, NJ 08611
 Phone: (609) 394-3300
 Fax: (609) 394-9666
 www.trentonthunder.com




Affiliation.....	New York Yankees (since 2003)
First Year.....	1994
Ballpark.....	Mercy County Waterfront Park (cap. 6,440)
Field Dimensions.....	LF-330, CF-407, RF-330
League Titles.....	2 ('07, '08))
Last Eastern League Title.....	2008
Last Playoff Appearance.....	2010 (Lost in ELCS)
2010 Record.....	83-59
Place (Eastern).....	1st
2010 Vs. Flying Squirrels.....	3-3
All-Time Vs. Flying Squirrels.....	3-3
2010 Attendance (Total).....	384,028 (6th in EL)
2010 Attendance (Average).....	5,409 (6th in EL)

General Manager/COO.....	Will Smith
Sr.VP of Corporate Sales and Partnerships.....	Eric Lipsman
Radio Broadcaster.....	Jay Burnham
Flagship Radio Station.....	107.7 WRRF-FM The Bronx

Manager.....	Tony Franklin
Hitting Coach.....	Julius Matos
Pitching Coach.....	Tommy Phelps
Coach.....	Justin Pope
Trainer.....	Tim Lentych

Distance from Richmond 273 Miles

Flying Squirrels' Hotel in Trenton Trenton Marriott
 1 West Lafayette Street
 Trenton, NJ 08608
 PH: (609) 421-4000
 FX: (609) 421-4002



Waterfront Park

2011 Series

@Trenton	@Richmond
4/187:05	4/257:05
4/197:05	4/267:05
4/207:05	4/277:05
7/287:05	4/2810:35
7/297:05	7/46:35
7/307:05	7/57:05
7/311:05	7/67:05
	7/77:05

SAN FRANCISCO GIANTS





SAN FRANCISCO GIANTS



GIANTS

AT&T Park
24 Willie Mays Plaza
San Francisco, CA 94107
Phone: (415) 972-2000
www.sfgiants.com



San Francisco Baseball Associates L.P.

Managing General Partner: William H. Neukom

Executive

Chief Executive Officer.....	William H. Neukom
President and Chief Operating Officer.....	Laurence M. Baer
Special Assistant.....	Willie Mays
Senior Advisor.....	Willie McCovey
Special Assistant.....	Will Clark
Community Ambassador.....	Orlando Cepeda
Community Ambassador.....	Lon Simmons
Executive Assistant to the Chief Executive Officer.....	Marilyn Pfarr
Executive Assistant to the President.....	Terri Guess

Baseball Operations

Senior Vice President & General Manager.....	Brian R. Sabean
Executive Assistant to the General Manager.....	Karen Sweeney
Vice President of Player Personnel.....	Dick Tidrow
Vice President of Baseball Operations.....	Bobby Evans
Special Assistant to the General Manager.....	Felipe Alou
Special Assistant to the General Manager, Scouting.....	John Barr
Senior Advisor, Baseball Operations.....	Tony Siegle
Senior Director of Baseball Operations, Pro Scouting.....	Jeremy Shelley
Director of Player Development.....	Fred Stanley
Senior Advisor, Scouting.....	Joe Lefebvre
Senior Advisor.....	Paul Turco
Senior Advisor, Scouting.....	Ed Creech
Director, Minor League Operations, Quantitative Analysis.....	Yeshayah Goldfarb
Coordinator of Amateur Scouting.....	Doug Mapson
Special Assistant, Scouting.....	Matt Nerland
Director of Dominican Operations.....	Pablo Peguero
Coordinator of Pacific Rim Scouting.....	John Cox
Coordinator of Japan Operations.....	Shun Kakuzu
Senior Consultant, Player Personnel.....	Jack Hiatt
Senior Consultant, Player Personnel.....	Ron Perranoski
Special Assistant, Player Development.....	Joe Amalfitano
Special Assistant, Player Development.....	Jim Davenport
Coordinator of Video Operations.....	Danny Martin
Coordinator of Organizational Travel.....	Mike Scardino
Coordinator of Team Travel.....	Michael King
Coordinator of Player Personnel Administration.....	Clara Ho
Coordinator of Medical Administration.....	Chrissy Yuen
Scouting Assistant.....	Adam Nieting
Minor League Operations Assistant.....	Eric Flemming
Director of Arizona Minor League Operations.....	Alan Lee
Arizona Minor League Operations Assistant.....	Gabriel Alvarez

Organization

2011 Flying Squirrels

2010: In Review

History & Records

Eastern League

SF Giants

General Info



San Francisco Giants' Media Relations Department

General Phone: (415) 972-2445

General Fax: (415) 947-2800

Stacy Slaughter , Sr. Vice President, Communications	(415) 972-1960
Maria Jacinto , Sr. Director of Broadcast Services	(415) 972-1960
Jim Moorehead , Sr. Director of Media Relations	(415) 972-2449
Matt Chisholm , Senior Media Relations Coordinator	(415) 972-2441
Eric Smith , Media Relations Assistant	(415) 972-2443
Shana Daum , Sr. Director of Public Affairs & Community Relations	(415) 972-2496

Giants' 40-Man Roster (As of February 8th)

Pitchers	B/T	Ht	Wt	DOB
Jeremy Affeldt	L/L	6-4	230	06/06/79
Madison Bumgarner	R/L	6-5	225	08/01/89
Matt Cain	R/R	6-3	225	10/01/84
Jose Casilla	R/R	6-1	180	05/21/89
Santiago Casilla	R/R	6-0	200	07/25/80
Steve Edlefsen	S/R	6-2	195	06/27/85
Alex Hinshaw	L/L	6-4	190	10/31/82
Tim Lincecum	L/R	5-11	165	06/15/84
Javier Lopez	L/L	6-4	230	07/11/77
Ramon Ramirez	R/R	5-11	190	08/31/81
Sergio Romo	R/R	5-10	185	03/04/83
Dan Runzler	L/L	6-4	235	03/30/85
Jonathan Sanchez	L/L	6-0	195	11/19/82
Henry Sosa	R/R	6-1	200	07/28/85
Clayton Tanner	L/L	6-2	210	12/05/87
Brian Wilson	R/R	6-2	200	03/16/82
Barry Zito	L/L	6-2	205	05/13/78
Catchers	B/T	Ht	Wt	DOB
Buster Posey	R/R	6-1	220	03/27/87
Eli Whiteside	R/R	6-2	205	10/22/79
Infielders	B/T	Ht	Wt	DOB
Ehire Adrianza	S/R	6-0	170	08/21/89
Emmanuel Burriss	S/R	6-0	205	01/17/85
Mark DeRosa	R/R	6-0	210	02/26/75
Mike Fontenot	L-R	5-8	170	06/09/80
Conor Gillaspie	L/R	6-1	200	07/18/87
Aubrey Huff	L/R	6-4	215	12/20/76
Travis Ishikawa	L/L	6-3	235	09/24/83
Ryan Rohlinger	R/R	6-0	195	10/07/83
Freddy Sanchez	R/R	6-0	200	12/21/77
Pablo Sandoval	S/R	5-11	260	08/11/86
Miguel Tejada	R/R	5-9	210	05/25/74
Outfielders	B/T	Ht	Wt	DOB
Pat Burrell	R/R	6-4	235	10/10/76
Darren Ford	R/R	5-9	190	10/01/85
Thomas Neal	R/R	6-2	225	08/17/87
Francisco Peguero	R/R	5-11	185	06/01/88
Cody Ross	R/L	5-10	195	12/20/80
Aaron Rowand	R/R	6-0	215	08/29/77
Nate Schierholtz	L/R	6-1	205	02/15/84
Andres Torres	S/R	5-9	190	01/26/78



Organization

2011 Flying Squirrels

2010 In Review

History & Records

Eastern League

SF Giants

General Info




SAN FRANCISCO GIANTS

Giants' First Round Draft Picks of the Decade

Year	Player	Pos	Rd	#	B/T	Ht	Wt	DOB
2010	Gary Brown	OF	1	24	R/R	6-0	170	09/28/88
2009	Zachary Wheeler	RHP	1	6	R/R	6-3	180	05/30/90
2008	Gerald (Buster) Posey	C	1	5	R/R	6-1	205	03/27/87
2007	Madison Bumgarner	LHP	1	10	R/L	6-4	215	08/01/89
2006	Tim Lincecum	RHP	1	10	L/R	5-11	170	06/15/84
2005	Ben Copeland	OF	4	132	L/L	6-1	195	12/17/83
2004	Eddy Martinez-Esteve	OF	2	70	R/R	6-2	215	07/14/83
2003	David Aardsma	RHP	1	22	R/R	6-5	200	12/27/81
2002	Matt Cain	RHP	1	25	R/R	6-3	185	10/01/84
2001	Brad Hennessey	RHP	1	21	R/R	6-2	185	02/07/80
2000	John (Boof) Bonser	RHP	1	21	R/R	6-4	225	10/14/81

BOLD - Copeland and Martinez-Esteve were the first selection of the Giants in their respective draft years. The Giants did not have a first round selection in 2004 and didn't have a selection until the fourth round in 2005. Copeland and Martinez-Esteve are also the only two players to have never appeared in the big leagues with the exception of Zach Wheeler and Gary Brown, the Giants first selections in the last two drafts.



Organization

2011 Flying Squirrels

2010: In Review

History & Records

Eastern League

Sf Giants

General Info

SAN FRANCISCO GIANTS



Giants' 2010 Draft Results

Name	Pos	B/T	Ht	Wt	DOB	Round	Pick#	Signed
Gary Brown	CF	R / R	6' 1"	190	09/28/1988	1	24	08/16/2010
Jarrett Parker	CF	L / L	6' 4"	210	01/01/1989	2	74	08/16/2010
Carter Jurica	SS	R / R	5' 11"	185	09/23/1988	3	105	06/17/2010
Seth Rosin	RHP	R / R	6' 5"	235	11/02/1988	4	138	06/17/2010
Richard Hembree	RHP	R / R	6' 4"	210	01/13/1989	5	168	07/23/2010
Michael Kickham	LHP	L / L	6' 4"	205	12/12/1988	6	198	08/21/2010
Charles Jones	CF	R / R	6' 3"	235	07/28/1992	7	228	06/21/2010
Joseph Staley	C	S / R	6' 1"	235	05/08/1989	8	258	06/21/2010
Chris Lofton	CF	L / R	6' 1"	175	05/20/1990	9	288	06/17/2010
Daniel Burkhardt	C	L / R	5' 11"	215	03/06/1989	10	318	07/26/2010
Adam Duvall	2B	R / R	6' 1"	205	09/04/1988	11	348	06/18/2010
Stephen Harrold	RHP	R / R	6' 1"	200	03/12/1989	12	378	06/16/2010
Mark Christman	RHP	R / R	6' 2"	180	08/26/1989	13	408	06/21/2010
Raynor Campbell	IF	R / R	5' 10"	175	07/15/1987	14	438	06/17/2010
Andrew Barbosa	LHP	R / L	6' 8"	205	11/18/1987	15	468	Unsigned
Austin Fleet	RHP	R / R	6' 1"	175	04/17/1987	16	498	06/16/2010
Ryan Bean	RHP	R / R	6' 4"	225	03/09/1990	17	528	06/21/2010
Brandon Allen	RHP	R / R	6' 6"	190	08/15/1991	18	558	07/27/2010
Austin Southall	CF	L / R	6' 2"	208	05/01/1992	19	588	Unsigned
Brett Bochy	RHP	R / R	6' 2"	182	08/27/1987	20	618	06/27/2010
Zachary Arneson	RHP	R / R	6' 2"	190	11/17/1988	21	648	Unsigned
Robert Haney	SS	L / R	6' 0"	147	08/16/1988	22	678	07/11/2010
Alec Asher	RHP	R / R	6' 4"	215	10/04/1991	23	708	Unsigned
Kyle Wilson	3B	S / R	6' 0"	195	02/04/1987	24	738	Unsigned
Brett Krill	RF	R / R	6' 4"	195	01/24/1989	25	768	08/16/2010
Jeff Arnold	C	R / R	6' 2"	205	01/13/1988	26	798	06/17/2010
Eric Sim	C	R / R	6' 2"	215	01/03/1989	27	828	06/21/2010
Gaspar Santiago	LHP	L / L	6' 0"	200	09/23/1989	28	858	06/21/2010
Jose Cuevas	SS	R / R	6' 2"	190	04/05/1988	29	888	06/14/2010
Ryan Bradley	LHP	S / L	6' 1"	180	07/15/1988	30	918	06/14/2010
Kyle Hardy	1B	R / R	6' 3"	220	07/29/1989	31	948	Unsigned
Kevin Couture	RHP	R / R	6' 0"	170	04/20/1988	32	978	06/17/2010
James Birmingham	LHP	L / L	6' 5"	180	08/02/1988	33	1008	Unsigned
Johnathan Deberry	CF	R / R	5' 9"	210	07/22/1988	34	1038	06/15/2010
Stephen Shackelford	RHP	R / R	6' 1"	185	05/05/1989	35	1068	06/14/2010
John Leonard	RHP	R / R	6' 0"	190	05/17/1989	36	1098	Unsigned
Eric Sisco	RHP	R / R	6' 3"	200	12/09/1991	37	1128	Unsigned
Jacob McCasland	RHP	R / R	6' 2"	215	09/13/1991	38	1158	Unsigned
Tommy Tremblay	C	L / R	6' 3"	190	05/11/1991	39	1188	Unsigned
Wes Hobson	2B	L / R	6' 0"	187	11/12/1987	40	1218	06/15/2010
Ryan Honeycutt	LF	L / R	6' 0"	195	09/06/1988	41	1248	06/15/2010
James Roberts	RHP	R / R	6' 2"	180	12/11/1991	42	1278	Unsigned
Raymond Ruggles	RHP	R / R	6' 2"	200	08/17/1986	43	1308	Unsigned
Jake Shadle	RHP	R / R	6' 2"	175	04/25/1990	44	1338	06/21/2010
Gregory Greve	RHP	R / R	6' 3"	200	01/05/1992	45	1368	Unsigned
Caleb Hougesen	3B	R / R	6' 1"	215	11/17/1991	46	1398	08/16/2010
Ray Hanson	RHP	R / R	6' 7"	235	02/27/1990	47	1428	Unsigned
Devin Harris	RF	R / R	6' 3"	225	04/23/1988	48	1458	06/21/2010
Dan Pellegrino	C	R / R	5' 11"	190	11/02/1988	49	1488	Unsigned
Golden Tate	CF	L / L	6' 0"	180	08/02/1988	50	1518	Unsigned

BOLD - Indicates player that did not sign with the Giants before the signing deadline of August 16, 2010

Organization

2011 Flying Squirrels

2010 In Review

History & Records

Eastern League

SF Giants

General Info



SAN FRANCISCO GIANTS

Organization

2011 Flying Squirrels

2010: In Review

History & Records

Eastern League

Sf Giants

General Info

2010 Overall Minor League Standings (Organizational)

Rank	Organization	W	L	PCT	Rank	Organization	W	L	PCT
1	St. Louis Cardinals	492	404	.549	16	Chicago White Sox	385	392	.495
2	Seattle Mariners	490	410	.544	17	Kansas City Royals	408	420	.493
3	Tampa Bay Rays	486	418	.538	18	Boston Red Sox	378	389	.493
4	San Francisco Giants	409	355	.535	19	Toronto Blue Jays	376	386	.493
5	Chicago Cubs	444	389	.533	20	Arizona Diamondbacks	380	400	.487
6	New York Yankees	443	389	.532	21	Cincinnati Reds	400	426	.484
7	Texas Rangers	403	354	.532	22	Milwaukee Brewers	369	394	.484
8	Pittsburgh Pirates	441	395	.528	23	Colorado Rockies	379	406	.483
9	New York Mets	471	433	.521	24	Florida Marlins	367	394	.482
10	Oakland Athletics	398	367	.520	25	San Diego Padres	362	403	.473
11	Philadelphia Phillies	428	407	.513	26	Atlanta Braves	349	401	.465
12	Los Angeles Dodgers	391	371	.513	27	Detroit Tigers	377	449	.456
13	Los Angeles Angels	388	369	.513	28	Baltimore Orioles	408	500	.449
14	Cleveland Indians	388	381	.505	29	Houston Astros	360	468	.435
15	Washington Nationals	384	381	.502	30	Minnesota Twins	327	430	.432

2010 Giants' System Breakdown

COMPOSITE RECORD BREAKDOWN: A season after finishing with the top overall winning percentage among organizations (.603), the Giants slipped to 4th in 2010 (.535). Above the Rookie-level, only San Jose advanced to the post-season, with the Giants claiming their second consecutive league title. Salem-Keizer ended a four-year run as the West division champion in the Northwest League, sinking to the cellar. The Flying Squirrels (68-73) were the only full-season Giants' affiliate to finish the season with a sub-.500 record.

	W	L	PCT
Fresno Grizzlies (AAA)	75	69	.521
Richmond Flying Squirrels (AA)	68	73	.482
San Jose Giants (A+)	76	64	.543
Augusta GreenJackets (A)	79	59	.572
Salem-Keizer Volcanoes (A-)	31	45	.408
AZL Giants (R)	34	20	.630
DSL Giants (R)	46	25	.648
TOTAL	409	355	.535

PLAYOFF REVIEW:

San Jose: The only Giants' full-season affiliate to qualify for the post-season, San Jose breezed into the CLCS with a three-game sweep of the Modesto Nuts in the divisional round of the playoffs. The Giants outscored the Nuts, 21-10, in the three games. In the CLCS, San Jose needed the full five games to claim their second straight California League title, besting the Rancho Cucamonga Quakes. Closer Jason Stoffel earned the win in a wild game five, that the Giants claimed, 7-6. Manager Brian Harper made it back-to-back titles, adding to the crown won with 2010 Flying Squirrels' manager Andy Skeels at the helm in 2009.

AZL Giants: For the second straight season, Mike Goff led the AZL Giants to the top of the AZL's East Division. Unlike in 2009, when they advanced to the championship playoff, the Giants were bounced in a one-game semi-final, 3-2, by the AZL Reds.

MINOR LEAGUE POST-SEASON ALL-STAR SELECTIONS:

Fresno: RHP - Eric Hacker
Richmond: RP - Rafael Cova
San Jose: OF - Francisco Peguero, SP - Eric Surkamp
Augusta: 3B - Chris Dominguez
Salem-Keizer: OF - Ryan Scoma

MINOR LEAGUE ALL-STAR GAME SELECTIONS:

Fresno: Steve Edlefson, Brock Bond
Richmond: Clayton Tanner, Thomas Neal, Brandon Crawford, Rafael Cova, Jake Stevens
San Jose: Craig Westcott, Eric Surkamp, Justin Fitzgerald, Brandon Belt, Juan Perez
Augusta: Jorge Bucardo, Jose Casilla, Thomas Joseph, Chris Dominguez

XM ALL-STAR FUTURES GAME SELECTIONS: Francisco Peguero (World)

POST-SEASON AWARDS:

None

SAN FRANCISCO GIANTS



Giants' 2010 Organizational Breakdown

2010 Team Batting Statistics

Team	AVG	AB	R	H	HR	BB	SO	SB	CS
San Jose	.289	4883	739	1409	117	432	1023	208	101
Fresno	.283	4954	725	1401	118	519	894	143	73
Augusta	.266	4806	647	1279	84	367	1032	108	49
AZL Giants	.264	1817	277	480	32	152	439	66	29
Salem-Keizer	.254	2645	330	671	36	245	579	57	35
Richmond	.253	4764	547	1207	71	423	1035	87	46

2010 Team Pitching Statistics

Team	W-L	ERA	H	CG	SHO	SV	HR	BB	SO
Augusta	79-59	3.52	1175	3	12	36	53	417	1114
AZL Giants	34-20	3.56	453	0	7	13	18	181	532
Richmond	68-73	3.71	1227	2	11	43	92	456	915
San Jose	76-64	4.27	1254	1	4	39	115	437	1025
Fresno	75-69	4.45	1351	2	7	37	141	540	997
Salem-Keizer	31-45	4.52	698	0	3	16	49	299	618

2010 Batting Top-10*

Player	Club	AVG	G	AB	R	H	HR	RBI
Belt, Brandon	FRE	.352	136	492	99	173	23	112
Flores, Jose	SJ	.331	96	359	58	119	6	54
Peguero, Francisco	SJ	.329	122	510	78	168	10	77
Guzman, Jesus	FRE	.321	125	445	66	143	18	72
Liles, Nick	AUG	.316	127	512	86	162	0	62
Scoma, Ryan	SK	.310	68	261	33	81	3	34
Perez, Juan	SJ	.298	131	551	83	164	13	63
Cutspec, Brice	GIA	.296	38	142	19	42	3	21
Willoughby, Carlos	GIA	.295	45	176	34	52	1	24
Fairley, Wendell	SJ	.292	115	391	42	114	1	46

2010 Pitching Top-10*

Pitcher	Club	W-L	ERA	IP	H	BB	SO
Fleet, Austin	GIA	6-3	2.65	51.0	42	8	65
Bucardo, Jorge	GIA	11-6	2.77	152.2	129	50	121
Whitaker, Craig	GIA	2-1	3.36	67.0	56	45	67
Fitzgerald, Justin	SJ	10-6	3.45	146.0	140	46	116
Westcott, Craig	RIC	9-3	3.46	135.1	139	60	101
Mendoza, Lorenzo	GIA	0-4	3.50	43.2	53	9	32
Mixon, David	RIC	11-7	3.50	156.2	149	38	112
Flores, Kendry	GIA	5-4	3.60	55.0	49	13	56
Tanner, Clayton	RIC	9-9	3.68	149.0	150	64	79
Heston, Christopher	AUG	5-13	3.75	148.2	161	33	124

* Minimum 2.7 PA per/team game

* Minimum 0.8 IP per/team game

Additional 2010 Giants' Organizational Leaders

Home Runs

Belt, Brandon	Fresno	23
Dominguez, Christopher	Augusta	21
Monell, Johnny	San Jose	19
Guzman, Jesus	Fresno	18
2 others tied at 17.		

Wins

Hacker, Eric	Fresno	16
Odle, Oliver	San Jose	12
Bucardo, Jorge	Giants	11
Mixon, David	Richmond	11
2 others tied at 10.		

RBI

Belt, Brandon	Fresno	112
Dominguez, Christopher	Augusta	101
Pill, Brett	Fresno	84
Cavan, Ryan	Augusta	79
Peguero, Francisco	San Jose	77

Saves

Stoffel, Jason	San Jose	25
Cova, Rafael	Richmond	23
Casilla, Jose	San Jose	14
Espineli, Geno	Fresno	12
Bautista, Denny	Fresno	9

Stolen Bases

Peguero, Francisco	San Jose	40
Ford, Darren	Richmond	37
Graham, Tyler	Fresno	36
Adrianza, Ehire	San Jose	33
Velez, Eugenio	Fresno	31

Strikeouts

Hacker, Eric	Fresno	129
Heston, Christopher	Augusta	124
Bucardo, Jorge	Giants	121
Fitzgerald, Justin	San Jose	116
Mixon, David	Richmond	112



SAN FRANCISCO GIANTS

Organization

2011 Flying Squirrels

2010: In Review

History & Records

Eastern League

SF Giants

General Info



GRIZZLIES

Chukchansi Park
1800 Tulare Street
Fresno, CA 93721
Phone: (559) 320-4487
Fax: (559) 264-0795
www.fresnogrizzlies.com



DECKER



2011 Fresno Grizzlies Field Staff

Manager Steve Decker
Pitching Coach Pat Rice
Hitting Coach Russ Morman
Athletic Trainer Anthony Reyes

Decker guided the Grizzlies to a 75-69 record and second place finish in the Southern division of the PCL in 2010, his first at the Triple-A level. He also joined the big league staff at the end of the regular season and during their run to the World Series title. Prior to taking the reigns in Fresno, he led the Flying Squirrels' predecessor, the Connecticut Defenders, to the ELCS in 2009.

2010 Fresno Grizzlies

Pacific Coast League Standings

Southern Division	W	L	PCT	GB
Sacramento River Cats	79	65	.549	--
Fresno Grizzlies	75	69	.521	4
Reno Aces	69	74	.483	10.5
Las Vegas 51s	66	78	.458	13

2010 Playoffs

Did Not Qualify

2010 Team Leaders

(***Minimum 300 TPA or 75 IP)

AVG:	Tyler Graham (.343)***
HR:	Jesus Guzman (18)
RBI:	Brett Pill (84)
RUNS:	Jesus Guzman (66)
HITS:	Jesus Guzman, Brett Pill (143)
W:	Eric Hacker (16)
L:	Three Pitchers Tied (8)
SV:	Geno Esineli (12)
ERA:	Madison Bumgarner (3.16)***
IP:	Eric Hacker (165.2)

Team Information

Ballpark:.....Chukchansi Park (12,500)
Ballpark Opened:.....2002
Ownership:.....Fresno Baseball, LLC
General Manager:.....Andrew Steubner
Director of Broadcasting:.....Doug Greenwald
Director of Media Relations:.....Noah Frank

League:.....Pacific Coast (AAA)
Division:.....South
First Year:.....1998
Giants Affiliate Since:.....1998
2010 Record (Place):.....75-69 (2nd)

DID YOU KNOW

OF Tyler Graham began the season as the Flying Squirrels' fourth outfielder before ultimately leading the Grizzlies in batting average (.343). He appeared in just two games with Richmond, logging 8 at-bats, and registering a lone hit. The speedy outfielder also finished third in the Giants' organization with 36 stolen bases. That was one less than the Squirrels' Darren Ford, who logged 37.

SAN FRANCISCO GIANTS



Fresno Grizzlies 2010 Final Batting Statistics

BATTERS	AVG	G	AB	R	H	2B	3B	HR	RBI	BB	IBB	SO	SB	CS	OBP	SLG	OPS	E
Belt, Brandon	.229	13	48	11	11	4	0	4	10	13	0	15	2	0	.393	.563	.956	1
Berroa, Angel	.205	26	88	3	18	6	0	1	8	4	1	12	1	0	.247	.307	.554	4
Bond, Brock	.285	117	403	62	115	24	4	1	35	66	1	63	9	4	.397	.372	.769	12
Borchard, Joe	.263	125	422	64	111	26	5	17	64	45	7	105	2	3	.340	.469	.810	7
Bowker, John	.310	51	197	36	61	12	1	14	36	23	3	37	1	2	.388	.594	.982	5
Boyer, Brad	.210	46	100	13	21	6	0	0	7	16	0	19	0	2	.325	.270	.595	5
Burrell, Pat	.313	5	16	4	5	1	0	1	6	3	0	4	0	0	.409	.563	.972	0
Burriss, Emmanuel	.282	67	273	32	77	11	2	0	22	19	0	29	11	5	.334	.337	.671	13
Ciriaco, Juan	.250	17	40	7	10	2	0	0	2	5	0	7	2	1	.333	.300	.633	2
Copeland, Ben	.280	127	354	48	99	16	8	4	43	57	6	67	23	8	.378	.404	.782	3
DeRosa, Mark	.364	3	11	1	4	1	0	0	1	1	0	2	0	0	.417	.455	.871	0
Downs, Matt	.254	56	197	37	50	9	1	7	28	25	0	35	3	4	.348	.416	.764	4
Graham, Tyler	.343	109	341	60	117	23	2	2	34	24	1	54	35	11	.393	.440	.833	2
Guzman, Jesus	.321	125	445	66	143	28	1	18	72	38	1	68	6	4	.376	.510	.886	11
Holm, Steve	.246	82	228	34	56	15	2	4	37	29	2	40	1	3	.343	.382	.725	3
Lewis, Fred	.409	7	22	6	9	3	1	1	6	6	0	2	2	1	.536	.773	1.308	1
Lormand, Ryan	.125	14	24	2	3	1	0	0	0	1	0	9	2	1	.160	.167	.327	1
Martinez-Esteve, Eddy	.500	4	4	1	2	0	0	0	0	1	0	0	0	0	.600	.500	1.100	1
McBryde, Mike	.243	23	74	11	18	4	0	3	8	1	0	16	0	2	.273	.419	.692	0
Monell, Johnny	.200	5	15	0	3	1	1	0	1	2	0	4	0	0	.294	.400	.694	0
Pill, Brett	.275	140	520	63	143	34	0	16	84	30	2	65	7	2	.319	.433	.752	5
Posey, Buster	.349	47	172	31	60	13	2	6	32	28	2	30	1	1	.442	.552	.995	0
Renteria, Edgar	.750	2	4	2	3	0	0	0	3	2	0	0	0	0	.833	.750	1.583	0
Rohlinger, Ryan	.311	77	283	46	88	23	0	8	48	29	1	59	3	0	.392	.477	.869	7
Rojas, Nestor	.238	15	42	3	10	2	0	0	3	1	0	5	0	1	.256	.286	.542	1
Sanchez, Freddy	.273	4	11	1	3	0	0	0	0	2	0	3	0	1	.385	.273	.657	0
Shriner, Jesse	.000	3	3	0	0	0	0	0	0	0	0	0	0	0	.000	.000	.000	0
Velez, Eugenio	.302	82	321	50	97	13	5	7	35	24	0	55	31	16	.353	.439	.792	11
Williams, Jackson	.224	42	125	16	28	7	0	3	15	15	1	33	1	1	.327	.352	.679	2
Team Total	.283	144	4954	725	1401	291	37	118	661	519	28	894	143	73	.357	.428	.785	117

Fresno Grizzlies 2010 Final Pitching Statistics

PITCHERS	W	L	ERA	G	GS	CG	SHO	SV	SVO	IP	H	R	ER	HR	HB	BB	SO	AVG
Bautista, Denny	3	2	3.18	19	0	0	0	9	9	22.2	14	8	8	1	3	9	28	.175
Bumgarner, Madison	7	1	3.16	14	14	1	1	0	0	82.2	88	32	29	5	2	22	59	.275
Casilla, Santiago	0	0	0.00	4	0	0	0	2	2	4.0	2	0	0	0	1	2	7	.143
Edlefsen, Steve	7	2	2.38	49	0	0	0	6	10	64.1	55	22	17	6	3	34	50	.239
Espineli, Geno	5	5	3.26	53	0	0	0	12	17	60.2	66	25	22	5	4	17	38	.286
Guzman, Jesus	0	0	0.00	1	0	0	0	0	0	1.0	0	0	0	0	0	2	0	.000
Hacker, Eric	16	8	4.51	29	29	0	0	0	0	165.2	181	93	83	21	14	62	129	.280
Hinshaw, Alex	2	4	4.82	50	0	0	0	0	0	56.0	47	35	30	3	7	40	65	.225
Joaquin, Waldis	1	2	4.93	23	5	0	0	2	4	34.2	44	24	19	4	3	22	33	.314
Kinney, Matt	0	2	9.64	7	5	0	0	0	0	23.1	37	27	25	9	0	9	14	.359
Maday, Daryl	1	4	9.21	7	5	0	0	0	0	28.1	37	29	29	10	2	13	14	.314
Martinez, Joe	5	3	3.32	14	13	1	0	0	0	81.1	78	35	30	6	2	26	65	.254
Matos, Osiris	1	4	5.29	38	1	0	0	3	6	51.0	48	30	30	3	2	25	39	.255
Medders, Brandon	2	1	5.46	22	0	0	0	1	1	28.0	28	17	17	5	1	10	26	.264
Nestor, Scott	0	2	9.31	8	0	0	0	0	0	9.2	13	10	10	1	0	7	7	.317
Odle, Oliver	0	0	0.00	2	1	0	0	0	0	5.0	4	0	0	0	0	0	0	.222
Paterson, Joe	4	3	3.48	46	0	0	0	2	5	54.1	55	28	21	2	3	24	49	.262
Pena, Tony	0	0	6.60	24	0	0	0	0	2	30.0	39	23	22	2	2	14	21	.312
Pucetas, Kevin	5	7	5.69	26	26	0	0	0	0	136.0	172	90	86	17	11	61	95	.316
Ramirez, Horacio	1	1	4.12	6	3	0	0	0	0	19.2	23	9	9	1	0	2	11	.280
Romero, Felix	0	0	6.52	7	0	0	0	0	0	9.2	11	7	7	3	0	3	6	.306
Romo, Andrew	0	0	5.73	7	0	0	0	0	0	11.0	14	7	7	1	3	6	6	.311
Sosa, Henry	7	8	4.07	36	14	0	0	0	1	115.0	113	61	52	20	2	55	83	.256
Wellemeier, Todd	1	0	2.25	3	3	0	0	0	0	16.0	9	5	4	1	1	12	12	.184
Whitaker, Craig	0	1	2.49	14	1	0	0	0	0	21.2	17	6	6	0	3	16	19	.221
Willis, Dontrelle	0	0	5.06	5	0	0	0	0	0	5.1	2	3	3	1	3	4	6	.111
Yourkin, Matt	7	8	4.24	29	24	0	0	0	0	136.0	146	67	64	14	4	39	110	.277
Team Total	75	69	4.45	144	144	2	7	37	58	1280.0	1351	697	633	141	76	540	997	.274

Organization

2011 Flying Squirrels

2010s In Review

History & Records

Eastern League

SF Giants

General Info



SAN FRANCISCO GIANTS

Organization

2011 Flying Squirrels

2010: In Review

History & Records

Eastern League

Sf Giants

General Info



GIANTS

Municipal Stadium
588 East Alma Avenue
San Jose, CA 95112
Phone: (408) 297-1435
Fax: (408) 297-1453
www.sjgiants.com



SKEELS



2011 San Jose Giants Field Staff

Manager Andy Skeels
Pitching Coach Brian Cooper
Hitting Coach Gary Davenport
Athletic Trainer James Petra

Skeels was the manager of the inaugural Flying Squirrels team in 2010, guiding the club to a 68-73 record. Prior to that, he won the California League title with San Jose, in his first stint at the Advanced-A level. It marked back-to-back championships for Skeels, who also claimed the South Atlantic League crown with the Augusta Greenjackets in 2008.

2010 San Jose Giants

California League Standings

Northern Division	W	L	PCT	GB
San Jose Giants	76	64	.543	--
Stockton Ports	74	66	.529	2
Modesto Nuts	73	67	.521	3
Visalia Rawhide	72	68	.514	4
Bakersfield Blaze	67	73	.479	9

2010 Playoffs

Won California League Championship

2010 Team Leaders

(***Minimum 300 TPA or 75 IP)

AVG: Jose Flores (.331)***
HR: Johnny Monell (19)
RBI: Francisco Peguero (77)
RUNS: Juan Perez (83)
HITS: Francisco Peguero (168)

W: Oliver Odle (12)
L: Kyle Nicholson (9)
SV: Jason Stoffel (25)
ERA: Justin Fitzgerald (3.45)***
IP: Justin Fitzgerald (146.0)

Team Information

Ballpark:..... San Jose Municipal Stadium (4,200)
Ballpark Opened:..... 1941
Ownership:..... Progress Sports Management
COO/General Manager:..... Mark Wilson
Director of Broadcasting:..... Joe Ritzo
Director of Media Relations:..... Joe Ritzo

League:..... California (A)
Division:..... North
First Year:..... 1942
Giants Affiliate Since:..... 1988
2010 Record (Place):..... 76-64 (1st)

DID YOU KNOW

San Jose has won back-to-back California League titles, winning under the guidance of 2010 Flying Squirrels' skipper Andy Skeels in 2009. The Giants prevailed again last year with manager Brian Harper at the helm. San Jose won the Northern Division with a record of 76-64 in the regular season. They then swept the Modesto Nuts in three games to reach the CLCS. They needed five games before besting the Rancho Cucamonga Quakes for the title.

SAN FRANCISCO GIANTS



San Jose Giants 2010 Final Batting Statistics

BATTERS	AVG	G	AB	R	H	2B	3B	HR	RBI	BB	IBB	SO	SB	CS	OBP	SLG	OPS	E
Adrianza, Ehire	.256	124	445	70	114	22	5	3	35	47	0	87	33	15	.333	.348	.682	16
Ambort, Michael	.167	8	30	3	5	0	0	1	2	4	0	4	1	1	.257	.267	.524	0
Belt, Brandon	.383	77	269	62	103	28	4	10	62	58	3	50	18	7	.492	.628	1.121	7
Biery, Drew	.249	115	414	53	103	15	2	14	66	39	1	99	8	7	.322	.396	.718	12
Burriss, Emmanuel	.214	5	14	2	3	0	0	0	1	0	0	3	1	1	.313	.214	.527	1
Ciriaco, Juan	.375	2	8	2	3	0	0	1	1	0	0	2	0	0	.444	.750	1.194	0
Crawford, Brandon	.167	5	18	4	3	1	0	0	1	2	0	5	0	0	.250	.222	.472	15
Culberson, Charlie	.290	128	503	80	146	28	4	16	71	33	2	99	25	7	.340	.457	.797	0
DeRosa, Mark	.000	1	4	0	0	0	0	0	0	1	0	1	0	0	.000	.000	.200	0
Fairley, Wendell	.292	115	391	42	114	15	1	1	46	29	1	86	10	6	.362	.343	.704	7
Flores, Jose	.331	96	359	58	119	15	6	6	54	25	1	41	9	6	.381	.457	.838	12
Klimas, Matt	.238	27	80	7	19	1	0	1	13	6	0	11	0	0	.319	.288	.606	2
Lormand, Ryan	.304	23	79	16	24	4	0	1	7	11	0	14	8	1	.389	.392	.781	3
Lowenstein, Aaron	.214	22	70	5	15	4	0	0	2	4	0	14	0	0	.286	.271	.557	3
Mazzola, Josh	.273	3	11	1	3	0	1	0	2	1	0	2	0	1	.333	.455	.788	0
Medina, Jose	.167	10	18	3	3	0	0	2	5	5	0	8	1	0	.348	.500	.848	0
Monell, Johnny	.273	115	421	66	115	25	4	19	70	48	1	105	12	3	.350	.487	.837	5
Peguro, Francisco	.329	122	510	78	168	19	16	10	77	18	3	88	40	22	.358	.488	.846	4
Perez, Juan	.298	131	551	83	164	37	10	13	63	31	2	116	17	15	.337	.472	.809	5
Sanchez, Freddy	.667	3	9	6	6	5	0	0	4	3	0	0	0	0	.769	1.222	1.991	0
Sandoval, Michael	.269	44	156	17	42	11	0	3	17	14	0	44	2	1	.331	.397	.729	1
Simmons, James	.252	105	317	56	80	16	5	12	47	37	1	112	19	7	.339	.448	.787	3
Weeks, Joel	.277	69	206	25	57	12	0	4	24	16	1	32	4	1	.332	.393	.725	13
Team Total	.289	140	4883	739	1409	258	58	117	670	432	16	1023	208	101	.353	.437	.790	128

San Jose Giants 2010 Final Pitching Statistics

PITCHERS	W	L	ERA	G	GS	CG	SHO	SV	SVO	IP	H	R	ER	HR	HB	BB	SO	AVG
Affeldt, Jeremy	0	0	0.00	2	2	0	0	0	0	3.0	2	0	0	0	0	1	4	1.82
Anderson, Brian	3	1	3.55	33	0	0	0	1	3	50.2	47	28	20	2	0	20	35	.239
Bucardo, Jorge	2	2	4.42	8	7	0	0	0	0	38.2	46	22	19	3	4	19	26	.297
Fitzgerald, Justin	10	6	3.45	26	25	0	0	0	0	146.0	140	65	56	11	4	46	116	.258
King, Aaron	1	2	7.57	7	7	0	0	0	0	27.1	29	25	23	5	3	16	30	.271
Marte, Kelvin	0	0	14.73	1	1	0	0	0	0	3.2	6	6	6	0	1	5	3	.462
Nestor, Scott	3	3	5.34	35	0	0	0	2	3	57.1	48	37	34	8	4	46	57	.238
Nicholson, Kyle	7	9	6.13	22	21	0	0	0	0	119.0	151	94	81	20	9	19	85	.308
Odle, Oliver	12	7	5.78	30	18	0	0	0	2	123.0	159	82	79	14	7	15	96	.310
Otero, Dan	3	0	4.05	10	0	0	0	0	1	13.1	11	6	6	2	0	1	11	.224
Paterson, Joe	1	0	0.82	7	0	0	0	1	1	11.0	9	2	1	0	0	2	15	.220
Quinowski, David	3	2	2.32	28	0	0	0	2	5	42.2	35	11	11	2	1	13	51	.217
Quirarte, Edwin	2	9	3.77	41	0	0	0	6	11	62.0	56	31	26	6	1	22	38	.238
Ray, Chris	0	1	10.80	1	1	0	0	0	0	1.2	7	4	2	0	0	0	1	.778
Reichard, Andrew	2	1	6.57	7	0	0	0	0	0	12.1	17	11	9	0	0	9	8	.354
Romo, Andrew	0	2	8.22	3	3	0	0	0	0	7.2	6	7	7	1	4	9	8	.231
Ronick, Ari	0	2	10.80	3	3	0	0	0	0	8.1	14	11	10	4	2	7	6	.368
Runzler, Dan	0	0	0.00	1	1	0	0	0	0	1.0	0	0	0	0	0	0	2	.000
Stoffel, Jason	2	4	4.80	52	0	0	0	25	29	50.2	55	33	27	4	2	24	66	.276
Stolp, Eric	6	8	4.86	31	12	0	0	0	1	103.2	116	65	56	11	8	37	49	.284
Surkamp, Eric	4	2	3.11	17	17	1	1	0	0	101.1	79	39	35	5	6	22	108	.218
Verdugo, Ryan	4	0	1.47	22	1	0	0	0	1	30.2	15	5	5	3	0	19	44	.149
Westcott, Craig	6	0	1.83	13	13	0	0	0	0	68.2	63	19	14	3	2	32	53	.242
Whitaker, Craig	1	0	1.86	7	0	0	0	0	0	9.2	8	2	2	0	1	6	9	.229
Wilshire, Ben	1	0	4.60	34	0	0	0	1	3	58.2	60	33	30	3	1	24	47	.273
Woodruff, Kyle	3	3	3.02	25	8	0	0	1	1	83.1	75	35	28	8	1	23	57	.237
Team Total	76	64	4.27	140	140	1	4	39	61	1235.1	1254	673	586	115	61	437	1025	.264

Organization

2011 Flying Squirrels

2010s In Review

History & Records

Eastern League

SF Giants

General Info



SAN FRANCISCO GIANTS

Organization

2011 Flying Squirrels

2010: In Review

History & Records

Eastern League

SF Giants

General Info



GREENJACKETS

Lake Olmstead Stadium

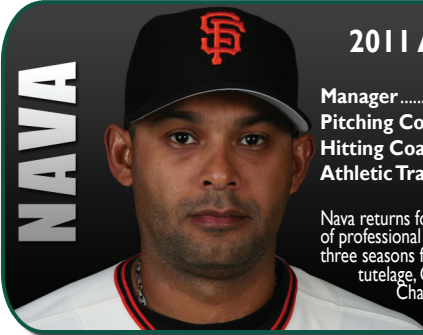
78 Milledge Road

Augusta, GA 30904

Phone: (706) 736-7889

Fax: (706) 736-1122

www.greenjacketsbaseball.com



NAVA

2011 Augusta GreenJackets Field Staff

Manager Lipso Nava
 Pitching Coach Steve Kline
 Hitting Coach Jose Flores
 Athletic Trainer David Getsoff

Nava returns for his fourth year in Augusta, but his first as a manager at any level of professional baseball. Previously, he's served as hitting coach during the last three seasons for managers Andy Skeels and Dave Machemer. Under Nava's tutelage, GreenJacket hitters powered the way to a South Atlantic League Championship in 2008 (Skeels).

2010 Augusta GreenJackets

South Atlantic League Standings (Overall)

Southern Division	W	L	PCT	GB
Augusta GreenJackets	79	59	.572	-
Greenville Drive	77	62	.554	2.5
Savannah Sand Gnats	75	64	.540	4.5
Lexington Legends	71	68	.511	8.5
Asheville Tourists	69	70	.496	10.5
Charleston RiverDogs	65	74	.468	14.5
Rome Braves	59	80	.424	20.5

2010 Playoffs

Did Not Qualify

2010 Team Leaders

(***Minimum 300 TPA or 75 IP)

AVG:	Nick Liles (.316)***
HR:	Chris Dominguez (21)
RBI:	Chris Dominguez (101)
RUNS:	Nick Liles (86)
HITS:	Nick Liles (162)
W:	Jorge Bucardo (9)
L:	Christopher Heston (13)
SV:	Jose Casilla (14)
ERA:	Jorge Bucardo (2.21)***
IP:	Christopher Heston (148.2)

Team Information

Ballpark: Lake Olmstead Stadium (4,822)
 Ballpark Opened: 1995
 Ownership: Ripken Professional Baseball
 COO/General Manager: Nick Brown
 Director of Broadcasting: Eric Little
 Director of Media Relations: Eric Little

League: South Atlantic (A)
 Division: Southern
 First Year: 1988
 Giants Affiliate Since: 2005
 2010 Record (Place): 79-59 (1st)

DID YOU KNOW

2011 Flying Squirrels' manager Dave Machemer guided the GreenJackets to the best overall divisional record in both 2009 (76-63) and 2010 (79-59). However, Augusta failed to reach the post-season in either season, never claiming a requisite first or second half title. In 2010, the Savannah Sand Gnats won the first half, while Augusta was second. The Greenville Drive claimed the second half with the Jackets third, also behind the Asheville Tourists.

SAN FRANCISCO GIANTS



Augusta GreenJackets 2010 Final Batting Statistics

BATTERS	AVG	G	AB	R	H	2B	3B	HR	RBI	BB	IBB	SO	SB	CS	OBP	SLG	OPS	E
Anders, Luke	.285	130	501	71	143	29	4	14	62	43	1	147	1	4	.340	.443	.783	12
Burg, Alexander	.207	9	29	4	6	2	1	0	1	3	0	15	0	0	.303	.345	.648	0
Cavan, Ryan	.283	136	541	85	153	34	3	17	79	54	0	93	12	7	.352	.451	.803	26
Cook, Dan	.281	97	338	41	95	21	5	1	32	25	0	78	7	0	.334	.382	.716	3
Crawford, Evan	.255	109	432	64	110	12	12	4	29	35	0	108	24	9	.319	.366	.684	4
Dominguez, Christopher	.272	137	559	85	152	32	4	21	101	35	3	133	14	7	.326	.456	.782	32
Eshleman, John	.138	9	29	1	4	1	0	0	3	3	0	11	0	0	.219	.172	.391	5
Joseph, Thomas	.236	117	436	46	103	22	1	16	68	26	2	116	0	0	.290	.401	.691	7
Liles, Nick	.316	114	512	86	162	28	4	0	62	36	0	61	29	11	.361	.387	.747	1
Lollis, Ryan	.288	127	389	52	112	9	9	3	36	32	1	55	8	2	.345	.380	.726	3
Mach, Kyle	.250	5	8	1	2	0	0	0	0	1	0	3	0	1	.333	.250	.583	0
Martinez, Juan	.236	63	148	24	35	6	0	1	9	13	0	33	2	1	.321	.297	.619	10
Medina, Jose	.125	6	16	1	2	1	0	0	1	2	0	6	0	0	.222	.188	.410	1
Sanchez, Hector	.274	89	310	29	85	20	1	5	31	28	2	50	0	2	.336	.394	.730	9
Schoop, Sharlon	.281	26	89	10	25	2	1	0	9	7	0	20	3	2	.337	.326	.663	3
Shriner, Jesse	.267	11	30	2	8	0	0	1	2	1	0	9	0	0	.313	.367	.679	1
Stromsmoe, Skyler	.195	25	87	18	17	5	1	0	12	13	0	16	6	1	.312	.276	.588	1
Villegas, Ydwin	.189	79	264	20	50	9	1	1	24	9	0	55	1	2	.215	.242	.458	10
Zambrano, Eliezer	.170	31	88	7	15	2	0	0	7	1	0	23	1	0	.187	.193	.380	0
Team Total	.266	138	4806	647	1279	235	47	84	568	367	9	1032	108	49	.323	.387	.710	149

Augusta GreenJackets 2010 Final Pitching Statistics

PITCHERS	W	L	ERA	G	GS	CG	SHO	SV	SVO	IP	H	R	ER	HR	HB	BB	SO	AVG
Bucardo, Jorge	9	4	2.21	19	18	1	0	0	0	114.0	83	36	28	3	5	31	95	.203
Casilla, Jose	4	1	1.16	46	0	0	0	14	18	54.1	40	9	7	0	3	17	41	.214
Clark, Craig	3	3	5.21	10	7	0	0	0	0	46.2	53	31	27	4	5	13	43	.283
Correa, Hector	5	3	4.12	32	0	0	0	1	1	43.2	39	21	20	3	2	16	58	.239
Gloor, Chris	4	2	2.65	44	0	0	0	2	3	68.0	58	23	20	2	1	27	73	.227
Heston, Christopher	5	13	3.75	26	26	1	0	0	0	148.2	161	83	62	6	9	33	124	.272
Irving, Brian	7	6	4.42	32	14	0	0	1	1	106.0	119	63	52	6	5	37	80	.281
Jarvis, Jason	0	1	3.07	13	0	0	0	7	8	14.2	17	8	5	0	0	2	13	.293
Kline, Devan	1	0	2.59	18	2	0	0	3	4	31.1	26	10	9	3	1	18	35	.230
Lively, Mitch	4	2	4.89	24	0	0	0	1	2	35.0	37	20	19	2	2	7	26	.280
Marte, Kelvin	1	0	2.73	7	4	0	0	0	0	26.1	24	8	8	1	0	7	16	.258
Martinez, Juan	0	0	12.27	3	0	0	0	0	0	3.2	7	5	5	1	0	1	3	.389
Reichard, Andrew	6	1	3.39	16	13	0	0	0	0	95.2	87	40	36	6	3	22	92	.240
Rodriguez, Wilmin	4	3	3.81	20	1	0	0	0	0	28.1	36	14	12	1	1	9	20	.298
Salsbury, Bryan	5	3	3.47	11	11	1	1	0	0	70.0	66	32	27	6	2	10	50	.245
Toole, Jeremy	6	5	3.87	24	17	0	0	1	1	97.2	93	52	42	3	8	37	75	.251
Valdez, Jose	4	3	3.30	40	0	0	0	1	2	60.0	57	26	22	2	4	37	68	.263
Vazquez, Kyle	4	3	4.84	17	12	0	0	0	0	74.1	79	45	40	4	2	28	46	.274
Verdugo, Ryan	4	1	2.25	22	0	0	0	1	1	32.0	26	8	8	0	0	14	50	.226
Wheeler, Zack	3	3	3.99	21	13	0	0	0	0	58.2	47	27	26	0	7	38	70	.218
Whitaker, Craig	0	0	2.61	7	0	0	0	0	0	10.1	9	4	3	0	2	7	18	.237
Wilson, Christopher	0	2	2.76	11	0	0	0	4	6	16.1	11	5	5	0	2	6	18	.190
Team Total	79	59	3.52	138	138	3	12	36	47	1235.2	1175	570	483	53	64	417	1114	.251



SAN FRANCISCO GIANTS

Organization

2011 Flying Squirrels

2010: In Review

History & Records

Eastern League

SF Giants

General Info

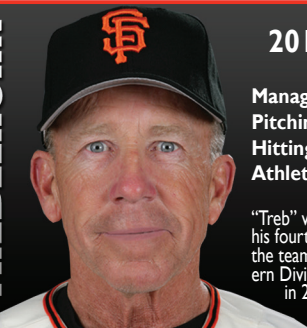


VOLCANOES

Volcanoes Stadium
 6700 Field of Dreams Way
 Keizer, OR 97307
 Phone: (503) 390-2225
 Fax: (503) 390-2227
 www.volcanoesbaseball.com



TREBELHORN



2011 Salem-Keizer Volcanoes Field Staff

Manager Tom Trebelhorn
Pitching Coach Jerry Cram
Hitting Coach Ricky Ward
Athletic Trainer Garret Havig

"Treb" will return to the Volcanoes as Field Manager in 2011. His return marks his fourth season with S-K, the longest tenure for any Volcanoes' manager since the team's inception in 1997. The Volcanoes won the Northwest League's Western Division title in 2008 and 2009, and the Northwest League Championship in 2009, under Trebelhorn's leadership.

2010 Salem-Keizer Volcanoes

Northwest League Standings (Overall)

West Division	W	L	PCT	GB
Everett AquaSox	49	27	.645	-
Vancouver Canadians	42	34	.553	7.0
Eugene Emeralds	32	44	.421	17.0
Salem-Keizer Volcanoes	31	45	.408	18.0

2010 Playoffs

Did Not Qualify

2010 Team Leaders

(***Minimum 180 TPA or 45 IP)

AVG:	Ryan Scoma (.310)***
HR:	Jurica Carter; Adam Duvall (4)
RBI:	Ryan Scoma (34)
RUNS:	Jose Medina (35)
HITS:	Ryan Scoma (81)
W:	Taylor Rodgers, Edward Concepcion (6)
L:	Taylor Rodgers (7)
SV:	Stephen Harrold (7)
ERA:	Taylor Rodgers (4.46)***
IP:	Taylor Rodgers (82.2)

Team Information

Ballpark:.....Volcanoes Stadium "The Crater" (4,252)
 Ballpark Opened:..... 1997
 Ownership:.....Jerry Walker
 Ownership:..... Bill Tucker
 General Manager:.....Jerry Walker
 Director of Broadcasting:..... Matt Pedersen

League:.....Northwest (A-)
 Division:..... West
 First Year:..... 1997
 Giants Affiliate Since:..... 1997
 2010 Record (Place):..... 31-45 (4th)

DID YOU KNOW

The Volcanoes' last-place finish in 2010 snapped a run of four consecutive seasons in which Salem-Keizer posted the best record in the Northwest League's West Division. The Volcanoes have also captured three league titles in the last five seasons, winning in 2006, '07 and '09. That includes dominant seasons in both 2006 and 2007, when they notched records of 55-21 (2006) and 57-19 (2007). The run started with current Fresno Grizzlies' skipper Steve Decker at the helm in 2006.

SAN FRANCISCO GIANTS



Salem-Keizer Volcanoes 2010 Final Batting Statistics

BATTERS	AVG	G	AB	R	H	2B	3B	HR	RBI	BB	IBB	SO	SB	CS	OBP	SLG	OPS	E
Arnold, Jeff	.241	36	112	11	27	8	1	3	10	6	0	29	2	1	.286	.411	.696	1
Brock, Daniel	.239	52	201	20	48	15	0	3	23	17	0	36	3	2	.308	.358	.666	3
Brown, Gary	.136	6	22	2	3	0	1	0	2	2	0	7	0	1	.259	.227	.487	0
Burg, Alexander	.242	19	62	7	15	5	0	3	12	7	0	23	0	0	.324	.468	.792	2
Burkhart, Daniel	.328	19	64	3	21	3	0	0	11	6	0	8	0	0	.389	.375	.764	1
Campbell, Raynor	.261	45	165	22	43	10	2	3	22	9	0	41	2	2	.305	.400	.705	9
Dibbens, Derek		1	0	1	0	0	0	0	0	1	0	0	0	0	1.000			0
Duvall, Adam	.245	54	192	30	47	10	1	4	18	14	0	45	2	3	.318	.370	.688	8
Eshleman, John	.250	22	72	4	18	3	0	0	3	8	0	22	2	2	.325	.292	.617	6
Harris, Devin	.273	27	99	8	27	9	1	1	12	4	0	36	0	3	.298	.414	.712	0
Izturis, Julio	.281	51	185	32	52	4	1	0	16	10	0	29	7	4	.321	.314	.635	14
Jurica, Carter	.216	62	236	23	51	7	3	4	31	18	0	47	10	3	.282	.322	.604	14
Loberg, Mike	.333	9	21	2	7	0	0	0	5	7	0	1	0	1	.500	.333	.833	0
Lofton, Chris	.268	52	198	32	53	5	2	2	16	22	0	41	15	5	.350	.343	.693	1
Mach, Kyle	.184	48	158	16	29	7	1	0	11	4	0	15	3	0	.222	.241	.462	8
Medina, Jose	.255	61	220	35	56	12	0	3	28	33	1	59	4	5	.364	.350	.714	0
Murray, Mike	.319	20	69	9	22	3	0	2	8	8	1	12	0	0	.390	.449	.839	2
Quintana, Carlos	.238	53	168	20	40	7	2	2	13	24	0	56	2	0	.338	.339	.678	5
Rodriguez, Rafael	.163	12	43	3	7	0	1	0	4	3	0	12	1	0	.250	.209	.459	0
Scoma, Ryan	.310	68	261	33	81	13	1	3	34	26	1	38	4	2	.377	.402	.779	2
Shriner, Jesse	.247	29	97	17	24	10	0	3	14	16	0	22	0	1	.362	.443	.805	4
Team Total	.254	76	2645	330	671	131	17	36	293	245	3	579	57	35	.326	.357	.683	96

Salem-Keizer Volcanoes 2010 Final Pitching Statistics

PITCHERS	W	L	ERA	G	GS	CG	SHO	SV	SVO	IP	H	R	ER	HR	HB	BB	SO	AVG
Concepcion, Edward	3	7	6.39	16	14	0	0	0	0	63.1	63	54	45	6	4	46	57	.260
Couture, Kevin	3	4	4.97	11	7	0	0	0	0	38.0	37	23	21	3	0	8	31	.250
Downing, Kaohi	2	2	1.47	24	0	0	0	1	1	43.0	34	12	7	2	1	22	34	.224
Dunning, Jake	1	0	2.95	18	0	0	0	2	3	36.2	30	15	12	2	2	8	46	.221
Escobar, Edwin	2	4	4.86	14	14	0	0	0	0	63.0	64	40	34	6	3	40	69	.270
Flick, Brennan	1	0	5.11	14	0	0	0	1	1	24.2	32	18	14	4	1	11	26	.317
Graham, Matthew	0	3	6.85	9	3	0	0	0	0	22.1	30	18	17	3	2	10	19	.323
Harrold, Stephen	1	1	2.78	18	0	0	0	7	8	22.2	17	8	7	2	0	5	28	.202
Kaufman, Shane	1	5	5.48	15	12	0	0	0	0	64.0	80	42	39	1	3	26	45	.308
King, Aaron	0	0	3.05	16	0	0	0	0	0	20.2	7	7	7	0	2	29	31	.111
Kline, Devan	0	1	9.82	5	0	0	0	1	2	7.1	9	8	8	1	0	3	7	.321
Lamb, Cameron	0	1	9.58	6	2	0	0	0	0	10.1	17	11	11	2	0	6	8	.395
Newton, David	0	0	11.81	5	0	0	0	0	0	5.1	10	7	7	0	1	2	7	.400
Proszek, Addison	1	1	8.85	13	0	0	0	0	0	20.1	26	22	20	4	1	4	18	.310
Rodriguez, Mario	1	2	5.36	22	0	0	0	0	2	43.2	51	28	26	3	0	16	42	.302
Rogers, Taylor	6	7	4.46	16	16	0	0	0	0	82.2	98	51	41	6	5	25	49	.298
Romo, Andrew	2	2	2.19	12	0	0	0	1	2	24.2	20	6	6	1	5	5	23	.225
Rosin, Seth	1	1	4.91	6	1	0	0	0	0	11.0	9	6	6	0	0	1	9	.214
Sanford, Shawn	4	3	2.14	22	3	0	0	4	4	42.0	35	12	10	3	3	14	40	.227
Schumer, Justin	1	0	1.27	6	4	0	0	0	0	21.1	16	6	3	0	2	9	14	.208
Shackleford, Stephen	1	1	1.23	9	0	0	0	0	0	14.2	13	8	2	0	0	9	15	.228
Team Total	31	45	4.52	76	76	0	3	16	23	681.2	698	402	342	49	35	299	618	.267

Organization

2011 Flying Squirrels

2010 In Review

History & Records

Eastern League

SF Giants

General Info



SAN FRANCISCO GIANTS

Organization

2011 Flying Squirrels

2010: In Review

History & Records

Eastern League

Sf Giants

General Info



AZL GIANTS

Giants Baseball Complex
8045 E. Camelback Road
Scottsdale, AZ 85251
Phone: (480) 990-0052
Fax: (480) 990-2349



GOFF



2011 AZL Giants Field Staff

Manager Mike Goff
Pitching Coach Mike Caldwell
Pitching Coach Marcos Garcia
Hitting Coach Victor Torres
Athletic Trainer Victor Torres

Mike Goff will spend his third season with the Giants and also as the manager of San Francisco's Arizona League entrant. He has led the AZL Giants to the best record in the AZL's East Division in each of his first two seasons, posting a mark of 39-17 in 2009 and 34-20 last season. His club reached a one-game league championship in 2009, but fell to the AZL Mariners, 3-2.

2010 AZL Giants

Northwest League Standings (Overall)

East Division	W	L	PCT	GB
AZL Giants	34	20	.630	-
AZL Athletics	30	26	.536	5.0
AZL Cubs	26	29	.473	8.5
AZL Angels	24	31	.436	10.5

2010 Playoffs

Lost to AZL Reds in Semi-Finals

2010 Team Leaders

(***Minimum 180 TPA or 45 IP)

AVG:	Carlos Willoughby (.295)***
HR:	Three Players Tied (5)
RBI:	Joseph Staley (25)
RUNS:	Carlos Willoughby (34)
HITS:	Carlos Willoughby (52)
W:	Austin Fleet (6)
L:	Lorenzo Mendoza, Kendry Flores (4)
SV:	Richard Hembree, Jacob Dunnington (3)
ERA:	Austin Fleet (2.65)***
IP:	Kendry Flores (55.0)

Team Information

Ballpark:.....Giants Baseball Complex on Camelback
Ballpark Opened:.....N/A
Ownership:.....San Francisco Giants

League:..... Arizona League (R)
Division:.....East
2010 Record (Place).....34-20 (1st)

DID YOU KNOW

Trailing 6-1 in the 8th inning of their semi-final matchup with the AZL Reds, the AZL Giants staged a furious rally, posting four runs in the bottom of the 8th inning to close within one run. However, Joel Ernst slammed the door, earning the save as the Reds advanced to the AZL finals where they lost to the AZL Brewers, 10-8. Unlike the rest of minor league baseball, which uses a best-of-three playoff format, the AZL uses one-game playoffs in both rounds of the post-season.

SAN FRANCISCO GIANTS



AZL Giants 2010 Final Batting Statistics

BATTERS	AVG	G	AB	R	H	2B	3B	HR	RBI	BB	IBB	SO	SB	CS	OBP	SLG	OPS	E
Brown, Gary	.182	6	22	6	4	1	0	0	0	4	0	5	2	0	.333	.227	.561	0
Burg, Alexander	.333	4	15	3	5	3	0	0	2	1	0	1	0	0	.412	.533	.945	1
Burkhardt, Daniel	.333	5	18	4	6	1	1	1	3	3	0	6	0	0	.455	.667	1.121	0
Cuevas, Jose	.206	37	131	22	27	5	0	2	19	7	0	23	2	5	.262	.290	.552	9
Cutspec, Brice	.296	38	142	19	42	9	1	3	21	10	0	39	0	2	.342	.437	.779	4
DeBerry, Johnathan	.255	25	55	14	14	2	0	0	3	6	0	17	4	1	.349	.291	.640	1
De La Cruz, Jose	.236	36	127	7	30	5	1	1	12	3	0	23	2	2	.281	.315	.596	3
Dibbens, Derek	.353	12	34	4	12	1	0	0	6	1	0	7	0	0	.395	.382	.777	0
Downs, Matt	.286	2	7	1	2	1	0	0	2	1	0	1	0	0	.375	.429	.804	0
Eshleman, John	.220	18	59	7	13	3	1	0	7	6	0	18	2	1	.294	.305	.599	5
Haney, Robert	.239	20	71	7	17	2	1	0	10	4	0	11	1	1	.282	.296	.578	6
Harris, Devin	.275	14	51	7	14	3	0	1	6	5	0	14	3	0	.351	.392	.743	3
Hobson, Wes	.288	34	139	22	40	6	4	1	17	12	0	24	4	2	.342	.410	.752	3
Honeycutt, Ryan	.213	18	47	6	10	3	0	1	8	6	0	12	1	1	.291	.340	.631	3
Jones, Charles	.279	46	165	25	46	7	4	5	17	20	0	61	6	2	.360	.461	.820	6
Lopez, Josh	.204	35	93	20	19	4	4	1	8	9	0	32	4	3	.286	.366	.651	6
Murray, Mike	.400	9	30	4	12	3	0	0	6	0	0	3	0	0	.400	.500	.900	0
Navarro, Jesus		1	0	0	0	0	0	0	0	0	0	0	0	0				0
Nordgren, Nicholas	.143	9	28	2	4	1	0	0	3	3	0	7	2	0	.235	.179	.414	0
Rodriguez, Rafael	.301	32	123	20	37	6	0	2	14	5	10	23	4	2	.323	.398	.722	2
Rohlinger, Ryan	.444	3	9	5	4	0	0	3	3	0	0	2	1	0	.444	1.444	1.889	0
Salters, Carlton	.250	4	8	1	2	0	0	0	0	0	0	3	0	0	.250	.250	.500	2
Sim, Eric	.108	11	37	2	4	0	0	0	1	2	0	8	0	0	.214	.108	.322	0
Staley, Joseph	.250	33	124	17	31	9	1	5	25	9	0	35	2	1	.312	.460	.771	3
Willoughby, Carlos	.295	45	176	34	52	9	6	1	24	17	0	36	23	4	.372	.432	.804	4
Windster, Sundrendy	.311	31	106	18	33	11	2	5	19	18	0	28	3	2	.416	.594	1.010	3
Team Total	.264	54	1817	277	480	95	26	32	236	152	0	439	66	29	.330	.398	.728	71

AZL Giants 2010 Final Pitching Statistics

PITCHERS	W	L	ERA	G	GS	CG	SHO	SV	SVO	IP	H	R	ER	HR	HB	BB	SO	AVG
Allen, Brandon	0	0	7.94	5	0	0	0	0	0	5.2	8	5	5	0	0	4	6	.308
Altemus, Andy	1	2	4.87	17	1	0	0	0	0	20.1	27	11	11	1	2	5	10	.321
Bean, Ryan	1	0	1.47	19	0	0	0	0	0	18.1	11	4	3	0	0	8	25	.175
Bradley, Ryan	3	1	6.62	18	0	0	0	0	1	17.2	27	16	13	1	0	9	18	.342
Dunnington, Jacob	3	0	0.63	17	0	0	0	3	5	28.2	10	2	2	0	0	15	45	.109
Fleet, Austin	6	3	2.65	12	11	0	0	0	0	51.0	42	18	15	2	1	8	65	.222
Flick, Brennan	0	0	2.35	7	0	0	0	0	0	7.2	7	4	2	0	0	3	10	.241
Flores, Kendry	5	4	3.60	13	11	0	0	0	0	55.0	49	27	22	2	5	13	56	.241
Graham, Matthew	1	0	5.63	6	0	0	0	0	0	8.0	8	5	5	0	0	5	8	.267
Harrold, Stephen	1	0	0.00	4	0	0	0	0	0	7.1	5	0	0	0	0	2	6	.200
Hembree, Richard	0	0	0.82	12	0	0	0	3	3	11.0	9	1	1	0	0	0	22	.220
Joaquin, Waldis	0	0	1.50	4	4	0	0	0	0	6.0	3	1	1	0	1	3	7	.143
Kickham, Michael	0	0	11.57	3	0	0	0	0	0	2.1	4	3	3	0	0	2	3	.400
Kline, Devan	0	1	14.54	5	0	0	0	0	0	4.1	10	10	7	1	1	4	8	.435
Marte, Kelvin	0	0	3.52	6	0	0	0	0	0	7.2	10	5	3	0	0	2	9	.333
Martinez, Rafael	1	0	4.15	11	0	0	0	2	2	13.0	13	6	6	2	0	3	11	.260
McCulley, Reese	0	0	8.10	5	0	0	0	0	0	3.1	2	4	3	1	0	4	7	.167
Mendoza, Lorenzo	0	4	3.50	13	12	0	0	0	0	43.2	53	23	17	2	1	9	32	.301
Montero, Raymundo	1	1	2.70	18	0	0	0	1	1	16.2	14	5	5	0	0	6	17	.226
Newton, David	0	0	1.80	5	0	0	0	0	0	5.0	3	1	1	0	0	2	6	.176
Otero, Dan	2	0	0.00	9	0	0	0	1	1	10.2	7	4	0	0	0	1	7	.179
Paniagua, Armando	1	1	5.13	10	9	0	0	0	0	33.1	41	20	19	0	3	15	30	.308
Proszek, Addison	0	0	4.15	4	0	0	0	0	0	4.1	4	2	2	0	0	2	6	.250
Roibal, Reinier	2	0	2.08	9	0	0	0	0	1	8.2	8	3	2	0	0	5	14	.250
Runzler, Dan	0	0	0.00	1	1	0	0	0	0	2.0	0	0	0	0	0	0	4	.000
Santiago, Gaspar	1	1	3.00	13	2	0	0	0	0	15.0	16	6	5	0	0	7	15	.262
Schumer, Justin	1	0	0.00	3	1	0	0	0	0	5.2	3	0	0	0	0	4	4	.150
Shackelford, Stephen	1	1	1.89	12	0	0	0	1	2	19.0	11	4	4	0	3	5	26	.169
Shadle, Jake	1	0	7.29	15	1	0	0	1	2	21.0	25	18	17	2	4	13	30	.298
Walls, Jason	2	0	6.75	14	0	0	0	0	1	14.2	14	11	11	1	0	20	11	.255
Wellemeier, Todd	0	0	6.75	1	1	0	0	0	0	2.2	3	2	2	1	0	1	3	.273
Willis, Dontrelle	0	1	9.00	3	0	0	0	0	0	2.0	4	2	2	1	1	1	1	.400
Wilson, Christopher	0	0	1.42	6	0	0	0	1	2	6.1	2	2	1	1	1	0	10	.091
Team Total	34	20	3.56	54	54	0	7	13	21	478.0	453	225	189	18	23	181	532	.249

Organization

2011 Flying Squirrels

2010s In Review

History & Records


Eastern League

SF Giants

General Info



GENERAL INFORMATION



GENERAL INFO



The Diamond - Stadium Facts

The Diamond serves as the home venue for Flying Squirrels baseball as they represent the San Francisco Giants in the Eastern League of Professional Baseball Clubs. The facility was previously the home of the Richmond Braves (Triple-A - International League) from 1985-2008. Following the 2008 season, the Richmond Braves relocated to Gwinnett, GA, becoming the Gwinnett Braves beginning in the 2009 season. Although Virginia Commonwealth University (VCU) continued to play their home games at The Diamond during the 2009 season, the ballpark was void of professional baseball for the first time since its construction. The ballpark continues to be operated by the Richmond Metropolitan Authority (RMA). The RMA and Flying Squirrels enjoy a two-year lease agreement (2010-2011), which includes three club option years. Prior to the 2010 season, The Flying Squirrels committed more than two million dollars to renovate The Diamond. Included in those renovations was the replacement of aluminum-bleachers in the lower bowl of the ballpark with 3,164 state-of-the-art fold-down seats (pictured below). The top 11 rows of the upper bowl were also eliminated to create room for banner signage that allows the overall look of the park to become more cohesive and lowers capacity to a more intimate 9,560. The Flying Squirrels continued to enhance and refurbish their home park prior to the 2011 season, investing another \$250,000 into the park. Included in the upgrades were; converting the existing line-scoreboard to an LED display (Time Technologies), construction of a Speed of Pitch display in right centerfield (Daktronics), converting existing clock in right-field to an LED display, creation of party decks behind home plate and the "Cupid Section" down the right-field line, and the refurbishing of the "batter's eye" in center field.



At the center of a more than two-million dollar renovation of The Diamond, was the installation of 3,164 state-of-the-art fold-down seats that replaced aluminum-bench style seating in the lower-bowl that had been in place since the ballpark opened in 1985. The project to replace the entire lower-bowl of seats began in November, 2009 and was completed in February, 2010.

The Diamond - 2010 Renovations

- Installation of Fold-Down Seating in Lower Bowl
- Installation of New Daktronics Video Board
- Construction of Squirrels Nest Merchandise Store
- Installation of Climate-Controlled Indoor Batting Tunnel
- Overhaul of Concession Kitchens and Stands
- Creation of New Picnic Zone (3rd Base Side)
- Creation of New Kid's Zone (1st Base Side)
- Removal of Upper-Level Seating
- Creation of Banner Signage in Upper-Level
- Renovation of Home Team Clubhouse
- Renovation of Visiting Team Clubhouse
- Construction of Team Weight Facility
- Removal of Matrix Boards
- Removal of Animation Board
- Complete Renovation of Team Front Offices
- Restructuring of Ballpark Audio System
- Addition of Concourse Level Speaker System
- Complete Renovation of all 15 Stadium Suites
- Refurbishing of Press Box

The Diamond - 2011 Renovations

- Refurbishing of Line Scoreboard
- Conversion of Line Scoreboard to LED Display
- Conversion of Existing Clock to LED Display
- Installation of Speed-of-Pitch Display
- Creation of Upper-Level Party Decks
- Creation of Cupid Section (1st Base Side)
- Rebranding of Squirrels Nest Presented by Nike Team
- Installation of New "Batter's Eye"
- Installation of New Field Irrigation System
- Creation of New Video Board Protective Netting



Organization

2011 Flying Squirrels

2010: In Review

History & Records

Eastern League

SF Giants

General Info



GENERAL INFO

Organization

2011 Flying Squirrels

2010: In Review

History & Records

Eastern League

SF Giants

General Info

The Diamond - Stadium Facts

Prior to their inaugural season in Richmond, the Flying Squirrels eliminated 2,574 seats from The Diamond by removing the top 11 rows of the upper level. The shrinking of the stadium's seating capacity was done in the interest of creating a more intimate atmosphere for fans and to affect the overall appearance of the ballpark to avoid the perception of the stadium being top-heavy. Despite the diminished capacity of the ballpark, the Flying Squirrels drew an average of 6,626 fans over their 70 home dates during the 2010 season, welcoming a total of 463,842 spectators to the ballpark. Those totals allowed the franchise to post the highest overall and average attendance figures in the Eastern League, knocking off perennial attendance champion Reading, who had led the circuit in each of the previous seven seasons. Additionally, the Flying Squirrels drew nearly 2,000 more fans per game than their predecessors, the Gwinnett Braves (4,818), did during the 2010 season. The Flying Squirrels also drew more than 1,500 fans on average than the Richmond Braves did in any of their final three seasons at The Diamond, and nearly 2,200 more fans on average than the R-Braves did in their final season at The Diamond in 2008.

The Diamond - Facts & Figures

CAPACITY

Overall Capacity.....	9,560
Diamond Club Capacity.....	3,64
Silver Level Capacity.....	2,218
Gold Level Capacity.....	3,956
Suites Capacity.....	180
Handicapped Accessible Capacity.....	42

DIMENSIONS


Left Field.....	330 Feet
Center Field.....	402 Feet
Right Field.....	330 Feet
Playing Surface.....	Natural Grass
Fence Height.....	10 Feet
Bullpens.....	Out of Play

HISTORY

First Game.....	April 17, 1985
First Flying Squirrels' Game.....	April 15, 2010
Original Capacity.....	12,134

AESTHETICS

Video Board.....	Daktronics (2010)
Scoreboard.....	Time Technologies (2011)
Speed of Pitch.....	Daktronics (2011)



The Diamond on Opening Night 2010 - April 15th, 2010

GENERAL INFO



Flying Squirrels' 2011 Ticket Information



Flying Squirrels' 2011 Ticket Prices

Diamond Club.....	\$11.00
Silver Level:	
(Mon - Wed: General Admission).....	\$7.00
(Thurs - Sun: Reserved)	\$8.00
Gold Level:	
(General Admission***).....	\$7.00

***General Admission Seats include all Gold Level Seating Except for July 4th game when all seats in the ballpark will be reserved

Flying Squirrels' 2011 Pre-Game Information

Contact: Steve Ruckman, Director of Field Operations
 (Office): (804) 359-3866 ext. 331
 (Cell): (804) 833-9676
 (Email): stever@squirrelsbaseball.com

Game Time	10:35 AM	12:05 PM	2:05 PM
Squirrels BP/INF	up to 8:45	up to 10:15	up to 12:15
Visitors BP/INF	8:45-9:30	10:15-11:00	12:15-1:00
Grounds Crew	9:30-10:30	11:00-12:00	1:00-2:00
Game Time	5:05 PM	6:35 PM	7:05 PM
Squirrels BP/INF	up to 3:15	up to 4:45	up to 5:15
Visitors BP/INF	3:15-4:00	4:45-5:30	5:15-6:00
Grounds Crew	4:00-5:00	5:30-6:30	6:00-7:00

Organization

2011 Flying Squirrels

2010: In Review

History & Records

Eastern League

SF Giants

General Info



Medical Glossary

Organization

2011 Flying Squirrels

2010: in Review

History & Records

Eastern League

SF Giants

General Info

Abscess: an infection, which produces pus; can be result of blister, callus, penetrating wound or laceration.

Anterior Cruciate Ligament (ACL): a primary stabilizing ligament within the center of the knee joint that prevents hyperextension and excessive rotation of the joint: A complete tear of the ACL necessitating reconstruction could require up to 12 months of rehabilitation.

Anti-Inflammatory: any agent, which prevents inflammation, such as aspirin or ibuprofen.

Arteriogram: a film demonstrating arteries after injection of dye.

Arthrogram: x-ray technique for joints using air and/ or dye injected into the affected area; useful in diagnosing meniscus tears of the knee and rotator cuff.

Arthroscope: an instrument used to visualize the interior of a joint cavity.

Arthroscopy: a surgical examination of the internal structures of a joint by means of viewing through an Arthroscope. An arthroscopic procedure can be used to remove or repair damaged tissue or as a diagnostic procedure in order to inspect the extent of any damage or confirm a diagnosis.

Atrophy: to shrivel or shrink from disuse, as in muscular atrophy.

Baker's Cyst: localized swelling of a bursa sac in the posterior knee as a result of fluid that has escaped from the knee capsule. A Baker's cyst indicates that there is trauma inside the knee joint that leads to excessive fluid production.

Bone Scan: an imaging procedure in which a radioactive-labeled substance is injected into the body to determine the status of a bone injury. If the bone at the injury site takes up the radioactive substance, the injury will show a "hot spot" on the scan image. The bone scan is particularly useful in the diagnosis of stress fractures.

Bursa: a fluid-filled sac that is located in areas where friction is likely to occur; then minimizes the friction; for example between a tendon and a bone.

Capsule: an enclosing structure, which surrounds the joint and contains ligaments, which stabilize that joint.

CAT Scan: use of a computer to produce a cross sectional view of the anatomical part being investigated from x-ray data.

Cellulitis: inflammation of cellular of connective tissue

Cervical Vertebrae: group of seven vertebrae located in the neck.

Collateral Ligament: on either side of and acting as a radius of movement, a hinge joint, as of the elbow, knee and wrist.

Concussion: jarring injury of the brain resulting in dysfunction. It can be graded as mild, moderate or severe depending on loss of consciousness, amnesia and loss of equilibrium.

Contusion: an injury to a muscle and tissues caused by a blow from a blunt object

Degenerative Joint Disease: changes in the joint surfaces as a result of repetitive trauma.

Deltoid Ligament: ligament that connects the tibia to bones of the medial aspect of the foot and is primarily responsible for stability of the ankle on the medial side. Is sprained less frequently than other ankle ligaments.

Deltoid Muscle: muscles at the top of the arm, just below the shoulder; responsible for shoulder motions to the front, side and back.

Disc, Intervertebral: a flat, rounded plate between

each of vertebrae of the spine. The disc consists of a thick fiber ring, which surrounds a soft-gel like interior. It functions as a cushion and shock absorber for the spinal column.

Dislocation: complete displacement of joint surfaces

Eccymosis: bleeding into the surface tissue below the skin, resulting in a "black and blue" effect.

Effusion: accumulation of fluid in various spaces in the body. Commonly, the knee has an effusion after an injury.

Electromyogram (EMG): test to determine nerve function

Epicondylitis: inflammation in the elbow due to overuse

Fracture: breach in continuity of bone. Types of fractures include simple, compound, comminuted, green-stick, incomplete, impacted, longitudinal, oblique, stress or transverse.

Grade One Injury: a mild injury in which ligament, tendon, or other musculoskeletal tissue may have been stretched or confused, but not torn or otherwise disrupted.

Grade Two Injury: a moderate injury in which musculoskeletal tissue has been partially, but not totally torn which causes appreciable limitation in function of the injured tissue.

Grade Three Injury: a severe injury in which tissue has been significantly, and in some cases totally, torn or otherwise disrupted causing a virtual total loss of function.

Hematoma: tumor-like mass produced by an accumulation of coagulated blood in a cavity.

Inflammation: the body's natural response to injury in which the injury site might display various degrees of pain, swelling, heat, redness and/or loss of function.

Labrum: an edge, rim or lip-shaped structure found in the shoulder joint.

Ligament: band of fibrous tissue that connects bone to bone or bone to cartilage and supports and strengthens joints.

Magnetic Resonance Imaging (MRI): imaging procedure in which a radio frequency pulse causes certain electrical elements of the injured tissue to react to this pulse and through this process a computer display and permanent film establish a visual image. MRI does not require radiation and is very useful in the diagnosis of soft tissue, disc and meniscus injuries.

Meniscus: crescent shaped cartilage, usually pertaining to the knee joint; also known as "cartilage." There are two menisci in the knee, medial and lateral. These work to absorb weight within the knee and provide stability.

Metacarpals: five long bones of the hand running from the wrist to the fingers.

Metatarsals: five long bones of the foot, running from the ankle to the toes.

Patella Tendinitis: inflammation of the patellar ligament; also known as "jumper's knee."

Patellofemoral Joint: articulation of the kneecap and femur. Inflammation of this joint can occur through: 1) acute injury to the patella, 2) overuse from excessive running particularly if there is an associated knee weakness, 3) chronic wear and tear of the knee, 4) as a result of poor foot mechanics. Patellofemoral irritation can lead to hondromalacia, which in its most chronic condition, could require surgery.

Plica: fold of tissue in the joint capsule and a common result of knee injury.

Posterior Cruciate Ligament (PCL): a primary stabilizing ligament of the knee that provides significant stability and prevents displacement of the tibia backward within the knee joint. A complete tear of this ligament necessitating reconstruction could require up to 12 months of rehabilitation.

Reconstruction: surgical rebuilding of a joint using natural, artificial or transplanted materials.

Rotator Cuff: comprised of four muscles in the shoulder area that can be irritated by overuse. The muscles are the supraspinatus (most commonly injured), infraspinatus, teres minor and subscapularis.

Rotator Cuff Impinging Syndrome: a micro-trauma or overuse injury caused by stress, and the four stages are: 1) tendentious with temporary thickening of the bursa and rotator cuff; 2) fiber dissociation in the tendon with permanent thickening of the bursa and scar formation; 3) a partial rotator cuff tear of less than one cm and 4) a complete tear of one cm or more.

Scapula: shoulder blade.

Sciatica: irritation of the sciatic nerve resulting in pain or tingling running down the inside of the leg.

Sciatic Nerve: major nerve that carries impulses for muscular action and sensations between the low back and thigh and lower leg; it is the longest nerve in the body.

Shin Splint: a catch-all syndrome describing pain in the shin that is not a fracture or tumor and cannot be defined otherwise.

Spondylolisthesis: forward displacement of one vertebrae over another below it due to a developmental defect in the vertebrae.

Sprain: injury resulting from a stretch or twist of the joint and causes various degrees of stretch or tear to the muscle or tendon tissue.

Strain: injury resulting from a pull or torsion to the muscle or tendon that causes various degrees of stretch or tear to the muscle or tendon tissue.

Stress Fracture: a hair-line type break in a bone caused by overuse.

Stress x-ray: a continual x-ray taken when a portion of the body is stressed to its maximum in order to determine joint stability. This is a test utilized in some ankle injuries.

Subluxation: partial dislocation of a joint. The term usually implies that the joint can return to its normal position without formal reduction.

Tarsals: a group of seven bones of the foot consisting of the calcaneus, talus, cuboid and three cuneiform bones.

Tendinitis: inflammation of the tendon and/or tendon sheath, caused by chronic overuse or sudden injury.

Tendon: tissue that connects muscle to bone.

Tomograph: a special type of x-ray apparatus that demonstrates an organ or tissue at a particular depth.

Transverse Process: small lateral projection off the right and left side of each vertebra that functions as an attachment site for muscles and ligaments of the spine.

Triangular Cartilage: a connective tissue characterized by its nonvascularity and firm consistency; located on the little finger side of the wrist.

Ulnar Nerve: nerve in the elbow commonly irritated by excessive throwing.

Wrist: the junction between the two forearm bones (radius and ulna) and the eight wrist bones (trapezium, capitate, hamate, pisiform, triquetrum, lunate and scaphoid).



Flying Squirrels' Media Policies

SEASON CREDENTIALS: Season credentials for the 2011 season will only be issued to legitimate news gathering organizations that cover the Flying Squirrels on a daily basis. The Flying Squirrels will contact media outlets on an individual basis regarding season-long credentials. Other media organizations that would like to request a season credential can do so by sending that request on company letterhead via fax (804-359-1373) or as an email attachment to Jon Laaser at jon.laaser@squirrelsbaseball.com.

DAILY CREDENTIALS: Daily credentials will be issued to those individuals or organizations who do not qualify for season credentials, including freelance writers and weekly and monthly publications. Daily credentials will also be issued to radio and TV stations when the need arises for extra pre/post-game personnel and to newspaper reporters providing extra coverage. The Flying Squirrels Media Relations Department should be notified at least 24 hours in advance of the game in which daily credentials are being requested. Requests should be made via email to Jon Laaser at jon.laaser@squirrelsbaseball.com. Once approved, credentials will be available for pickup at the media will call window.

CREDENTIAL PICKUP: The Flying Squirrels will notify those qualifying for season credentials on an individual basis prior to the season regarding pickup. Daily Credentials will only be available for pickup at the media will call window.

OTHER ACCEPTABLE CREDENTIALS: The Flying Squirrels will also honor credentials from the San Francisco Giants, National and American Leagues, the Baseball Writer's Association of America and Minor League Baseball.

PHOTOGRAPHERS: During games, photographers must work out of the photography wells adjacent to both dugouts. Special requests should be directed to Jon Laaser, Director of Broadcasting, or Anthony Oppermann, Director of Media, at least 24 hours in advance of game.

CLUBHOUSE POLICIES: In accordance with the regulations designated by the San Francisco Giants and Major League Baseball, both clubhouses will be open to credentialed media from 3 1/2 hours prior to game time until 45 minutes prior to game time. Following the game, clubhouses will be closed for a period of five minutes to allow the team ample time to return to the clubhouse. The clubhouse areas are also closed when the teams are on the field, unless previously approved by the Flying Squirrels Media Relations Department. There will be no clubhouse access during rain delays or between games of a doubleheader.

FIELD ACCESS: Credentialed media are permitted access to the field and dugout areas, but are not permitted to cross the foul lines under any circumstance. Media in violation of this policy are subject to credential revocation. Media must leave the field and dugouts areas no later than 45 minutes prior to the game time.

PRESS BOX SPACE: The Flying Squirrels give preferred press box seating to those organizations that cover the team the most frequently. If your media organization needs special space requirements, please contact the Flying Squirrels Media Relations Department at least 24 hours prior to those dates.

PARKING: Media members holding season credentials are permitted to park their vehicles in the media parking area at The Diamond. Your credential will also serve as your parking pass to gain admittance to lot. Media is not permitted to park in ballpark tunnel (Under Stadium) at anytime.

INTERVIEW POLICY: The Flying Squirrels Media Relations Department will be glad to assist members of the media in procuring interviews with Flying Squirrels players and coaching staff members. Media members wishing to do an off-site interview or feature story should contact the Flying Squirrels no later than 48 hours prior to the scheduled interview time. Interview requests do not guarantee interview availability, as the Flying Squirrels respect the players and coaches wishes in all matters. No one will be permitted to interview starting pitchers prior to a game on the day of their start. No exceptions.

Media Relations Contacts

Jon Laaser, Director of Broadcasting
Office: (804) 359-3866 x309 or x335
Cell: (612) 423-6317
Email: jon.laaser@squirrelsbaseball.com

Anthony Oppermann, Director of Media
Office: (804) 359-3866 x308
Cell: (979) 966-3930
Email: anthonyo@squirrelsbaseball.com

Melissa O'Hara, Media Relations Assistant
Office: (804) 359-3866 x321
Cell: (703) 304-3378
Email: melissa.ohara@squirrelsbaseball.com

Local Media Contact Information

Television:

WWBT TV - 12 NBC - Matt Lincoln..... 804.837.3223
WWBT TV - 12 NBC - Joe Sullivan..... 804.230.2613
WRLH TV - 35 FOX - Joe Sullivan..... 804.230.2613
WRIC TV - 8 ABC - Chip Tarkenton..... 804.330.8829
WTVR TV - 6 CBS - Lane Casadonte..... 804.254.3645

Radio:

Sports Radio 910 AM - Michael Clifford..... 804.474.0247
ESPN Radio 950 AM - Mitchell Bradley..... 804.233.7666

Newspaper:

Richmond Times-Dispatch - John O'Connor..... 804.649.6233



GENERAL INFO

Organization

2011 Flying Squirrels

2010: In Review

History & Records

Eastern League

SF Giants

General Info

Notes