



The cover of the Richmond Flying Squirrels *2012 Media & Information Guide* was designed by Jon Laaser. It depicts members of the 2011 Flying Squirrels Western Division Championship team Eric Surkamp (left), Charlie Culberson (center) and Chris Dominguez (right)

The Richmond Flying Squirrels *2012 Media & Information Guide* is a publication of the Richmond Flying Squirrels Media Relations Department.

This publication was researched and written by Jon Laaser, Flying Squirrels' Director of Broadcasting. Layout, design and editing also by Jon Laaser. Editorial, writing and research assistance provided by Anthony Oppermann and Scott Blusiewicz.

Photography credits for the 2012 Richmond Flying Squirrels Media & Information Guide: Real Life Studios, San Francisco Giants team photography, Tony Medina, Dave Bouvier, Tommy LaPorte, Anthony Oppermann, Steve Ruckman, Kellye Semonich, and *The Richmond Times-Dispatch*.

Statistical information provided by Major League Baseball Advanced Media (MLBAM), 75 Ninth Avenue, 5th Floor, New York, NY 10011.

Special thanks to Missy Mickulecky, *Baseball America* and Jason Dambach.

Further information on the 2012 Richmond Flying Squirrels is available through the Flying Squirrels' Media Relations Department by calling (804) 359-3866 x309 or by visiting SquirrelsBaseball.com.

2012 FLYING SQUIRRELS

Media & Information Guide

TABLE OF CONTENTS

FLYING SQUIRRELS' ORGANIZATION	2-10
Flying Squirrels' Directory.....	3
Executive Biographies.....	4-8
Flying Squirrels' Broadcasters.....	9
Mascot Biographies.....	10
2012 FLYING SQUIRRELS	11-66
Manager Dave Machemer.....	12
Coaches Profiles.....	13
Player Profiles.....	14-66
2011: IN REVIEW	67-91
2011 Season Review.....	68-69
2011 Eastern League Standings.....	70
2011 Eastern League Awards.....	71
2011 Eastern League Team Statistics/Leaders.....	72-73
2011 Flying Squirrels' Team Statistics/Leaders.....	74-75
2011 Flying Squirrels' Day-By-Day Results.....	76-77
2011 Flying Squirrels' Assorted Statistics.....	78-80
2011 Flying Squirrels' Transactions.....	81
2011 Flying Squirrels vs. Eastern League.....	82-90
2011 Flying Squirrels Postseason Statistics.....	91
HISTORY & RECORDS	92-112
Baseball is Back!.....	93-97
Flying Squirrels' Uniform & Logo Guide.....	98-99
Flying Squirrels' Team Records.....	100-103
Flying Squirrels' Franchise Firsts/Career Leaders.....	104-109
Flying Squirrels' All-Time Roster.....	110
Bridge to the Big Leagues.....	111
Flying Squirrels' Postseason History.....	112
EASTERN LEAGUE	113-126
Eastern League Directory.....	114
Eastern League Mileage Chart/Umpires.....	115
Flying Squirrels' 2011 Opponents.....	116-126
SAN FRANCISCO GIANTS	127-143
Giants' Directory.....	128
Giants' Media Relations/40-Man Roster.....	129
Giants' 1st Round Draft Picks of the Decade.....	130
Giants' 2011 Draft Results.....	131
Giants' 2011 Organizational Review.....	132-133
Giants' Affiliates.....	134-143
GENERAL INFORMATION	144-150
The Diamond - Stadium Facts/Attendance.....	145-146
2011 Ticket Information/Pre-Game Schedule.....	147
Medical Glossary.....	148
Media Policies/Local Media Directory.....	149
Notes.....	150



ORGANIZATION



ORGANIZATION



FLYING SQUIRRELS



Richmond Flying Squirrels Baseball Club
 3001 N. Boulevard - Richmond, VA 23230
 Phone: (804) 359-3866 Fax: (804) 359-1373
 Website: www.squirrelsbaseball.com
 General Email: info@squirrelsbaseball.com

Organization
 2012 Flying Squirrels
 2011: In Review
 History & Records
 Eastern League
 SF Giants
 General Info

OWNERSHIP

President & Managing General Partner..... Lou DiBella
 General Partner..... Larry Botel
 General Partner..... Gary Green
 General Partner..... Harvey Ross
 Member of the Chairman's Council..... Brian Callaghan

EXECUTIVE

Chief Executive Manager..... Chuck Domino
 Vice President/Chief Operating Officer..... Todd "Parney" Parnell
 General Manager..... Bill Papierniak
 Assistant General Manager..... Tom Denlinger

COMMUNICATIONS

Director of Broadcasting..... Jon Laaser
 Director of Media..... Anthony Oppermann

CORPORATE SALES

Director of Corporate Sales..... Ben Terry
 Assistant Director of Corporate Sales..... Jerrine Lee
 Assistant Director of Corporate Sales..... Mike Murphy

TICKETS

Director of Tickets..... Brendon Porter
 Box Office Manager..... Patrick Flower
 Director of Group Sales..... Randy Atkinson
 Group Sales Executive..... Megan Angstadt
 Group Sales Executive..... Renee Blessington
 Group Sales Executive..... Amanda Shuman
 Group Sales Executive..... Chris Joyner
 Suites & Group Executive..... Elyse Holben

FINANCE

Controller..... Faith Casey
 Assistant Controller..... Gail Olberg

FOOD & BEVERAGE/MERCHANDISE

Executive Director of Food & Beverage/Merchandise..... Ben Rothrock
 Assistant Director of Food & Beverage..... Clint Chamberlain
 Assistant Director of Food & Beverage..... Eric Freeman
 Executive Chef..... Gavin Edmunds

IN-GAME ENTERTAINMENT/COMMUNITY RELATIONS

In-Game Entertainment Coordinator and Promotions Manager..... Kellye Semonich
 Community Relations Coordinator..... Stephanie Sacks

STADIUM OPERATIONS

Director of Stadium Operations..... Tom White

FIELD OPERATIONS

Director of Field Operations..... Steve Ruckman
 Assistant Director of Field Operations..... Matt Byma

2012 MEDIA & INFORMATION GUIDE






DIBELLA

Lou DiBella President & Managing General Partner

Lou DiBella currently serves as President & Managing General Partner of the Richmond Flying Squirrels, overseeing all aspects of the Flying Squirrels operations in Richmond. Over the past three years, that has included the creation of the Flying Squirrels' current ownership group, and formalizing the franchise's move to Richmond from Norwich, CT. Prior to the relocation of the franchise, DiBella served as President & Managing Partner of the Connecticut Defenders and the Norwich Navigators that preceded them. In that role, which he held from 2005-09, he fostered the relationship that continues presently between the Flying Squirrels and their parent-club, the San Francisco Giants.

Although he led baseball's return to Richmond, DiBella's name continues to be synonymous with world championship boxing. He enjoyed an outstanding 11-year run at HBO Sports, where he was the backbone of the division that vaulted HBO Boxing to signature programming status. HBO Pay Per View flourished under his leadership, televising many of the biggest prizefights in the history of the sport. DiBella recruited and signed a bevy of boxing stars for HBO, including such champions as Oscar De La Hoya, Roy Jones Jr., and Lennox Lewis. He also revolutionized the sport as creator of the critically acclaimed "Boxing After Dark" television series, providing underexposed fighters the opportunity to advance their careers on a national stage.



In May of 2000, he launched DiBella Entertainment (DBE), a full-service sports and entertainment company. DBE continues to be one of the most successful companies in boxing. DiBella has been lauded in the boxing community for fighting the contractual exploitation of boxers by promoters. DBE adheres to the following mission: to create a business model that shifts the balance of power from promoters to boxers; and establish a legacy of matchmaking excellence, both in an effort to improve the health of the boxing industry.

Past and present boxers represented by DiBella Entertainment include current WBC Middleweight champion Sergio Gabriel Martinez, former middleweight world champions Jermain Taylor and Bernard Hopkins, former junior welterweight titlist Paulie Malignaggi and WBC Welterweight champion Andre Berto.

In January 2005, DBE launched DBE Productions. Through that outlet in 2007, DBE Productions produced the documentary, "Magic Man," which depicted the life of Paulie Malignaggi and his rise in the world of boxing. In 2006, DiBella made his acting debut, depicting himself as a boxing promoter in *Rocky Balboa*. In 2008, he added the credit of Executive Producer to his list of accomplishments with the 2009 film *Love Ranch*, starring Academy Award winners Helen Mirren and Joe Pesci. In 2010, he was credited as Associate Producer of the critically acclaimed film *The Fighter*, starring Mark Wahlberg and Christian Bale. The film centers around the early life of "Irish" Micky Ward, who cemented his legacy with three legendary fights against Arturo Gatti, while a fighter with DBE.

DiBella was born and raised in Brooklyn, New York, and attended Manhattan's prestigious Regis High School. He was a summa cum laude graduate of Tufts University, where he was elected to Phi Beta Kappa. A 1985 graduate of Harvard Law School, DiBella spent four years as an attorney with the prestigious law firm Sullivan & Cromwell. A tireless advocate of boxing reform, DiBella has been a leader in the movement for federal regulation, uniform health and safety standards and a national boxing commission. He has lectured extensively on these subjects and has testified before Congress and numerous state and local bodies. In 1999, DiBella received the Thurman Munson Corporate Hero Award from the Association for the Help of Retarded Children for both his achievements at HBO and his charitable activities. Numerous civic organizations and retired boxer's associations have honored him, including Ring 8, Ring 34 and Latinos in Sports. DiBella resides in Huntington Bay, New York.



DOMINO

Chuck Domino Chief Executive Manager

A 29-year veteran of the baseball business, Chuck Domino is currently the Chief Executive Manager of the Richmond Flying Squirrels. He also holds the title of President with the Lehigh Valley IronPigs (Triple-A, International League). He served as President of both the IronPigs and the Reading Phillies (Double-A, Eastern League) from 2006-2009. Domino's efforts have been greatly recognized with his 2010 induction into the Reading Baseball Hall of Fame. Following the 2010 season, Domino was also honored as the Eastern League's Executive of the Year, an award he had previously won four times while with the R-Phils. During their inaugural season in 2010, Domino led the Flying Squirrels to the overall and average attendance crowns in the Eastern League. In each of the last two seasons, the IronPigs have claimed the overall Minor League Baseball attendance title.

2010: Was named Eastern League Executive of the Year ... Led Richmond to overall and average attendance crown in EL ... Was inducted into the Reading (PA) Baseball Hall of Fame. **2008:** Was inducted into the Berks County Business Hall of Fame by Junior Achievement in March ... R-Phils led the Eastern League in overall and average attendance (436,789/6,423). Oversaw the inaugural season for the IronPigs ... Lehigh Valley finished 5th in the International League in overall and average attendance (602,033/8,479). **2007:** R-Phils led the Eastern League in overall and average attendance (466,385/6,663) ... FirstEnergy Stadium became the first ballpark that has never been home to a Triple-A franchise to welcome its 10 millionth fan all-time ... The R-Phils became the first E.L. team to draw better than 450,000 fans in eight consecutive seasons ... Presented "Champion of Youth Award" by the Olivet Boys and Girls Club ... R-Phils were nominated for the Larry MacPhail Award given to the top promoter in the Minors. **2006:** Named Eastern League Executive of the Year for the 4th time ... Led E.L. in overall and average attendance (460,216/6,669) ... The R-Phils became the first E.L. team to draw better than 450,000 fans in seven consecutive seasons ... Honored with the Extra Innings Award, presented at the Minor League Baseball Promotional Seminar to the team that demonstrates excellence in community service, for the opening of Gordon Hoodak Stadium at Lauer's Park. ... Franchise nominated for the Larry MacPhail Award given to the top promoter in the Minors ... Named President of both the Reading Phillies (AA) and the Lehigh Valley IronPigs (AAA). **2005:** Led the Eastern League in attendance at 468,105 fans ... The city of Reading became the first E.L. city to surpass the 9-million mark in total attendance (5.9 million fans have come under Domino's watch) ... Broke ground on Gordon Hoodak Stadium at Lauer's Park. An \$850,000 downtown youth stadium built by Baseballtown Charities on the grounds of Lauer's Park Elementary School. The school is named for the former stadium which housed several professional teams from 1907-1941. The likes of Babe Ruth, "Shoeless" Joe Jackson and others have played on site. **2004:** Led the R-Phils to an Eastern League best and franchise record 7,138 fans per game ... Inducted into the Berks County Chapter of the Pennsylvania Sports Hall of Fame ... Recipient of Boy Scouts "Spirit of Scouting" Award. **2003:** Named Minor League Baseball Executive of the Year by Baseball America ... Guided the Reading Phillies franchise to the John H. Johnson President's Trophy. The President's Trophy is the highest honor presented by Minor League Baseball to one organization each year. The winner of the trophy is selected based on franchise stability, contributions to league stability, contributions to baseball in the community and promotion of the baseball industry ... Named Community Leader of the Year by the Arthritis Foundation. **2002:** Guided Reading to a franchise record attendance of 486,570 fans. **2001:** Named "Small Business of the Year" by the Berks County Chamber of Commerce. **2000:** Led Reading Phillies to their second Bob Freitas Award, presented by Baseball America given annually to the best operation at each of Minor League Baseball's four classifications. ... Made Reading the first two time recipient of the award, having also won in 1991 ... Also named by Baseball America as the Bob Freitas Award recipients for the decade of the '90's ... Named "Executive of the Year" by the Middle Atlantic Major League Baseball Scouts Association. **1999:** Earned club's second Larry MacPhail Promotional Trophy presented annually to the top promoter in Minor League Baseball. **1998:** Named Minor League Baseball Executive of the Year by The Sporting News. **1997:** Eastern League Executive of the Year. **1995:** Named the General Manager you would want to run your franchise by Baseball America in an article titled "Building the Perfect Beast" **1994:** Recipients of the Larry MacPhail Promotional Trophy. **1991:** Recipients of the Bob Freitas Award by Baseball America given annually to the best operation at each of Minor League baseball's four classifications. **1989:** Eastern League Executive of the year ... The Sporting News Class-AA Executive of the Year. **1988:** Eastern League Executive of the year. **1987:** Hired as Reading Phillies General Manager **1986:** Pioneer League Executive of the year while serving as General Manager of the Idaho Falls Braves. **Personal/Misc.:** Born in Pittsburgh, PA October 22, 1959 ... 1978 graduate of Mt. Lebanon High School where he played baseball ... 1982 graduate of St. Thomas University (formerly Biscayne College) with a degree in Sports Administration ... Resides in Cumru Township, PA ... Has been a Berks County Resident since October 1987 ... Also serves as President of Baseballtown Charities, the 501(c)(3) charitable arm of the Reading Phillies.

As Domino was inducted into the Reading Baseball Hall of Fame during the 2010 season, the Reading Phillies unveiled their new "inflatible Domino." Below, the two Dominos get acquainted during the induction ceremony at FirstEnergy Stadium in Reading, PA.



Organization

2012 Flying Squirrels

2011: In Review

History & Records

Eastern League

SF Giants

General Info





PARNEY

Todd "Parney" Parnell Vice President/COO

Todd "Parney" Parnell serves as the Vice President and Chief Operating Officer for the Richmond Flying Squirrels. In that role, he oversees all aspects of the Flying Squirrels' day-to-day operations in Richmond.

After leading the Flying Squirrels to the 2010 Eastern League attendance title, "Parney" and the Squirrels saw an increase in average attendance during the 2011 regular season and were easily the top-draw during the 2011 EL postseason. For his efforts, and due to the team's success on the field and off, "Parney" was honored by *Baseball America* following the season with their top minor league award. He was named 2011 *Baseball America* Minor League Executive of the Year. The Flying Squirrels now boast the distinction of having two recipients of the award in their front office, as Chuck Domino was also recognized with the award in 2003 while with the Reading Phillies.

With his guidance, the franchise completed a 1.5 million dollar renovation of The Diamond, where they opened Eastern League play in 2010. During their inaugural season, the club quickly established itself as a leader in the community, while smashing corporate and ticket sales expectations. With "Parney" at the helm, the Flying Squirrels led the Eastern League in both overall and average attendance, welcoming 463,842 (6,626) fans to The Diamond. Through innovative marketing and branding initiatives, the club posted record-breaking merchandise sales, and was awarded Logo of the Year for 2010 by *Ballpark Digest*.

Upon the completion of their inaugural season, the franchise was recognized as the Richmond Business of the Year by the Greater Richmond Chamber of Commerce (GRCC). "Parney" also currently serves the Richmond Chapter of the Cal Ripken Sr. Foundation Board of Trustees, as well as the Richmond Police Athletic League Board of Directors. Due to his flamboyant nature and wealth of experience in professional sports, "Parney" has also become one of the most popular speakers and guest lecturers in the region.

Prior to joining the effort to return baseball to Richmond, "Parney" served as the President of the Greenberg Sports

Group (GSG), which provides management, consulting and marketing services to the sports industry across the country. GSG also manages the overall operations of Minor League Baseball's State College (PA) Spikes (Short-A/New York-Penn League) and Myrtle Beach (SC) Pelicans (A/Carolina League). "Parney" held the title of President for both franchises.

2012 will mark Parnell's 23rd season in minor league baseball. In addition to his roles with both the State College and Myrtle Beach franchises, he spent seven seasons (2002-08) as the General Manager of the Double-A Eastern League's Altoona Curve, a position he relinquished in December, 2008, after the sale of the franchise from Curve Baseball LP to the family of Robert F. Lozinak.

During his time as the Curve's General Manager, the club set numerous single-game and season attendance records, continually re-invested private money into capital improvement projects at Blair County Ballpark, and helped the franchise gain national stature as one of the most creative and innovative teams in professional sports. The Curve won the prestigious Larry MacPhail Promotional Award in 2004, the 2006 *Baseball America* Freitas Award as the top Double-A franchise and added the highest honor bestowed annually upon a Minor League Baseball club, the John H. Johnson President's Trophy, in 2006. Altoona became only the 11th franchise to receive all three major awards, and was the first team to accomplish the feat in less than three years.

Prior to joining the Curve, the North Carolina native was the Vice President and GM of the Single-A Kannapolis (NC) Intimidators (formerly the Piedmont Boll Weevils) in the South Atlantic League from 1997 to 2001. During his tenure in Kannapolis, the club set attendance records (either overall or average) in each of his first four seasons and made the playoffs in 1998 and 2000. For his efforts, Parnell was named the 1999 South Atlantic League General Manager of the Year.

The 45-year old graduated from Messiah College in 1988 with a degree in physical education and a minor in business. He has two daughters, Lindsay (17) and Samantha (14).





PAPIERNIAK

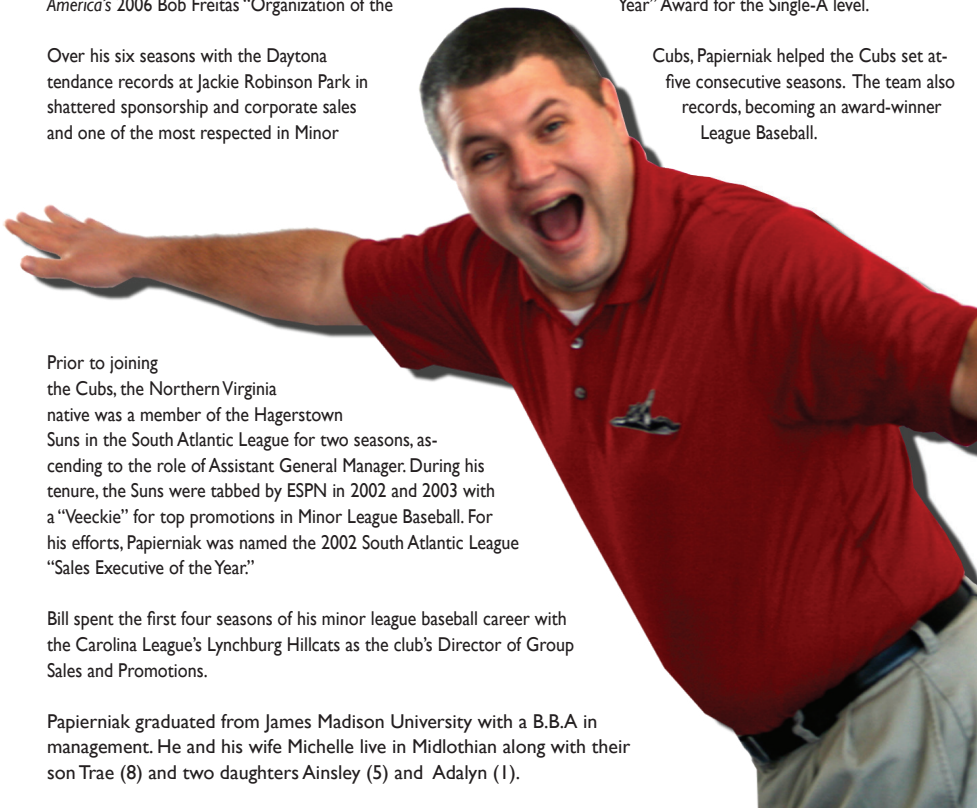
Bill Papierniak General Manager

Bill enters his 15th season in professional baseball and serves as the General Manager of the Richmond Flying Squirrels. His leadership helped the Flying Squirrels build the franchise in little more than seven months, culminating in minor league merchandising records, an Eastern League attendance title and multiple community impact awards. He came to Richmond from the Daytona Cubs (Chicago Cubs - Florida State League) where he spent six seasons as their General Manager.

Bill was tabbed as the "Executive of the Year" by the Florida State League following the 2009 season, his final campaign before joining the Flying Squirrels. Under his watchful eye, the Daytona Cubs franchise was recognized for a ground-breaking 2006 season and continued contribution to Minor League Baseball by being named the winner of Baseball America's 2006 Bob Freitas "Organization of the Year" Award for the Single-A level.

Over his six seasons with the Daytona Cubs, Papierniak helped the Cubs set attendance records at Jackie Robinson Park in shattered sponsorship and corporate sales and one of the most respected in Minor League Baseball.

Cubs, Papierniak helped the Cubs set active consecutive seasons. The team also records, becoming an award-winner League Baseball.



Prior to joining the Cubs, the Northern Virginia native was a member of the Hagerstown Suns in the South Atlantic League for two seasons, ascending to the role of Assistant General Manager. During his tenure, the Suns were tabbed by ESPN in 2002 and 2003 with a "Veeckie" for top promotions in Minor League Baseball. For his efforts, Papierniak was named the 2002 South Atlantic League "Sales Executive of the Year."

Bill spent the first four seasons of his minor league baseball career with the Carolina League's Lynchburg Hillcats as the club's Director of Group Sales and Promotions.

Papierniak graduated from James Madison University with a B.B.A in management. He and his wife Michelle live in Midlothian along with their son Trae (8) and two daughters Ainsley (5) and Adalyn (1).

Organization

2012 Flying Squirrels

2011: In Review

History & Records

Eastern League

SF Giants

General Info





Denlinger joined the Flying Squirrels in the role of Assistant General Manager in September of 2009. He was part of the initial team on the ground in Richmond that began the franchise from a single conference table at The Diamond. He was integral in the start-up of the franchise, overseeing all aspects of corporate sales, ticket programs and group sales. With his help, the Flying Squirrels shattered initial expectations for both corporate and ticket sales, leading the Eastern League in attendance during their inaugural season. His work also led the Flying Squirrels to become quickly ingrained throughout Richmond's corporate culture.

2012 will mark Denlinger's 10th season in Minor League baseball, having previously spent time with the Daytona Cubs (Advanced-A – Florida State League) and the Delmarva Shorebirds (A – South Atlantic League).

The 32-year old graduated from Messiah College in 2003 with a degree in Sports Management. Following his graduation, he got his start in minor league baseball with the Reading Phillies (Double-A - Eastern League), then under the direction of current Flying Squirrels' Chief Executive Manager Chuck Domino. During his lone season with Reading, he played a role in the R-Phils leading the league in attendance and establishing records for attendance and sales.

After his experience in Reading, Tom went to work for the Shorebirds. During his three seasons in Delmarva, he ascended through the groups and sponsorship departments while establishing new sales records in each. He then joined Flying Squirrels' General Manager Bill Papierniak in Daytona, rising to the role of Assistant General Manager, a position he held through the 2009 season. During his tenure in Daytona, the Cubs established new community initiatives, while shattering attendance and sponsorship records.

During his first two seasons in Richmond, Denlinger became active in the Richmond business community, frequently

speaking to business leaders and groups. His work in that area helped the Flying Squirrels become the Greater Richmond Chamber of Commerce's Business of the Year for 2010.

Denlinger is a native of Paradise, PA, and an avid sports fan. He currently lives in Richmond and is involved with his church. Now fully recovered from knee surgery, he has returned to many rec-league athletic fields throughout the community.



Wearing many hats with the Flying Squirrels, Denlinger filled in as on-field emcee during the Squirrels Tribute to Racing in 2010. Above, he interviews Hermie Sadler



ORGANIZATION



FLYING SQUIRRELS ON THE AIR

The 2012 season of Flying Squirrels baseball can be heard locally on the radio on the flagship station for Flying Squirrels Baseball, Sports Radio 910 AM. Broadcasts will begin one half-hour before scheduled first pitch with "The Flying Squirrels Pregame Warmup" hosted by Anthony Oppermann. Game broadcasts will also include the half-hour "Flying Squirrels Postgame Wrap" hosted by Oppermann. Flying Squirrels game broadcasts will also be heard world-wide online at SportsRadio910.com.




LAASER

Jon Laaser
Radio Broadcaster

Jon Laaser, 32, returns for a third season behind the microphone for all 142 Flying Squirrels games in 2011. He came to Richmond following a one-season stint as the lead broadcaster for the Montgomery Biscuits (Double-A – Tampa Bay Rays). He has been reunited in Richmond with Flying Squirrels' Vice President & COO Todd "Parney" Parnell, whom he worked with while calling games for the Myrtle Beach Pelicans (Advanced-A – Atlanta Braves) in 2008 and the Altoona Curve (Double-A – Pittsburgh Pirates) in 2007. A native of Minneapolis, MN, he has also provided play-by-play for the Yakima Bears (A – Arizona Diamondbacks), St. Paul Saints (Independent) and St. Cloud River Bats (Summer Collegiate). During the offseason, the versatile broadcaster can also be heard calling the action for Virginia Commonwealth University Women's Basketball, and as a fill-in sports talk radio host on Sports Radio 910. Laaser has also served as the lead announcer for Charleston Southern University football and men's basketball, the Minnesota State High School Football/Basketball Championships and Hamline (MN) University football. His broadcasting career began in sports talk radio, with Clear Channel's KFAN in his native Minneapolis.



OPPERMANN

Anthony Oppermann
Radio Broadcaster

Anthony Oppermann, 29, also returns for a third season in the Flying Squirrels' radio booth in 2012. He will continue to provide play-by-play during Flying Squirrels' home games and select road games, as well as serving as host of the Flying Squirrels' pre and post-game shows. Additionally, Oppermann can be heard as the host of "The Weekend with Anthony Oppermann" Saturday mornings on Squirrels' Flagship station, Sports Radio 910. Prior to joining the Flying Squirrels, the experienced broadcaster occupied the role of "Voice of the R-Phils," as the lead broadcaster for the Reading Phillies (Double-A – Philadelphia Phillies) in 2009. A native of La Grange, TX, Oppermann spent two seasons (2007, '08) as the lead broadcaster for the Potomac Nationals (Advanced-A – Washington Nationals), based in Woodbridge, VA. His baseball resume also includes time spent with the Daytona Cubs (Advanced-A – Chicago Cubs) and Round Rock Express (Double-A – Houston Astros). Upon coming to Richmond in the Fall of 2009, he rejoined Flying Squirrels' CEM Chuck Domino, whom he worked with in Reading, as well as Flying Squirrels' General Manager Bill Papierniak, whom he worked with in Daytona.

Organization

2012 Flying Squirrels

2011: In Review

History & Records

Eastern League

St. Giants

General Info

2012 MEDIA & INFORMATION GUIDE



9




MASCOTS

Directors of Fun

After making a grand entrance into Richmond as the face of the Flying Squirrels in February, 2010, Nutzy has quickly become one of the most recognizable characters in the region. He participates in countless community events, and visits hundreds of schools each year. The rigors of his schedule were nearly too much even for the superhero, which is where his new friends have come in. As the franchise continued to grow its brand prior to their second season in the River City, they introduced Zinger the inflatable Acorn and Parker the Rally Pig. Each were introduced before the 2011 season with each name the result of a community-wide naming contest.

While Nutzy continues to keep the Diamond free of would-be-base-stealers, Zinger works to keep the energy up at the ballpark. Meanwhile, Parker, who enjoys the confines of three separate living pens on the Boulevard, appears upon the rare occurrence that the Flying Squirrels are trailing in a home ballgame. The trio serve as the main Flying Squirrels' mascots, but are also joined by secondary characters; Flingo "the Flamingo," the Molly Maid Dancing Drag Queens, and the Racing Peanuts.

Below: As the Flying Squirrels worked to build the characters that provide the entertainment at the ballpark and throughout the community, they created cartoon animations of each of their three main characters. Richmond-based Eastwood Media created the characters, each of which will debut during the 2012 season in the park, and on merchandise and giveaways.



2012 FLYING SQUIRRELS





2012 FLYING SQUIRRELS

Organization

2012 Flying Squirrels

2011: In Review

History & Records

Eastern League

SF Giants

General Info



Dave Machemer

Manager

Years with Giants:
Professional Experience:

7 Seasons
38 Seasons

Flying Squirrels Debut:

22 as Manager

Resides:

April 7th, 2011

Acquired:

Stevensville, MI

Signed by Giants (2005)



Machemer returns to guide the Richmond Flying Squirrels for a second season in 2012. His first season at the helm in 2011 provided highlights both personally and for the franchise. He led the Flying Squirrels to a 76-66 record in 2011, and a wild-card berth in the playoffs. The Squirrels eventually swept the Harrisburg Senators in three games for the Western Division Championship before falling to New Hampshire in the Eastern League Championship Series. On September 2, 2011, Machemer recorded his 1,500th managerial victory when the Squirrels downed the Altoona Curve. He returns to Richmond for his 8th season in the Giants organization, the 5th he will spend at the helm of San Francisco's Double-A entrant. Prior to coming to Richmond, he spent two seasons as the manager of the Augusta Greenjackets (A - South Atlantic). In 2010, he led the Jackets to the best overall record in the SAL Southern Division, and second best overall mark in the league. However, his team failed to reach the postseason, having not claimed either the first or second half. In his first season in Augusta, he led the Jackets to the best overall record in the SAL (76-43), but also missed the playoffs due to not winning either half. Prior to Augusta, the veteran minor league manager spent one season leading the Arizona Rookie League Giants, posting a 36-20 record. He spent the previous three seasons (2005-07) guiding the Flying Squirrels' predecessor, in Connecticut. Known as the Norwich Navigators during his first season in 2005, and Connecticut Defenders in '06 and '07.

He has recorded 1,501 victories in a managerial career that began in 1985. 2012 will mark his 39th campaign in professional baseball, and 22nd as a manager. Prior to joining the Giants organization, he spent the previous three seasons in the Montreal Ex-

pos' chain, as skipper at Double-A Harrisburg (2003-04), and Clinton (A - Midwest) in 2002. He was also a minor league manager or coordinator with Milwaukee Brewers (1985-91), Expos (1992-95) and Baltimore Orioles (1996-2002). Other managerial stops include Double-A Bowie (2001), Single-A Frederick (2000), Triple-A Rochester (1999), Single-A Delmarva (1998), Double-A El Paso (1996-97), Triple-A Denver (1989-90), Single-A Stockton (1987-88) and Rookie-level Beloit (1985). An infielder during his playing days, he appeared in 29 Major League games between the 1978 and 1979 seasons. He currently resides with his wife Marsha in Stevensville, MI.



MAC IN THE EASTERN LEAGUE

2001 - Bowie Baysox	59-82
2003 - Harrisburg Senators	60-82
2004 - Harrisburg Senators	52-90
2005 - Norwich Navigators	71-71
2006 - Connecticut Defenders	64-77
2007 - Connecticut Defenders*	63-78
2011 - Richmond Flying Squirrels	76-66
TOTALS	445-546

*Did Not Manage Entire Season



2012 FLYING SQUIRRELS



Ross Grimsley

Pitching Coach

Years with Giants: 13 Seasons
 Professional Experience: 35 Seasons
 Flying Squirrels Debut: April 8th, 2010
 Resides: Owings Mill, MD
 Acquired: Signed by Giants (1999)



Grimsley marks his 14th season in the Giants organization and third in Richmond in 2012. Grimsley has been the only pitching coach in franchise history. In 2011, he molded the top pitching staff in the Eastern League, as the Squirrels led the circuit with a combined 3.46 ERA. In 2010, his staff finished fourth in the Eastern League in ERA (3.71) and runs allowed (586). In 2009, he served as the pitching coach for the Flying Squirrels' predecessor, the Connecticut Defenders (Double-A – Eastern League), guiding the staff to the third lowest ERA in the league (3.53). He spent the four previous years (2005-08) as the pitching coach for the Augusta Greenjackets (A – South Atlantic League). In 2008, his staff posted the lowest ERA (2.95) in the Giants' chain, while staff-ace Madison Bumgarner was named the Most Outstanding Pitcher in minor league baseball. His hurlers boasted 18 staff shutouts in both 2006 and 2007. He spent one season (2004) as the pitching coach at Fresno (Triple-A – Pacific Coast League), and two (2002-03) with the Giants' Double-A affiliate in Norwich, CT. He spent one season (2001) as a roving organizational pitching instructor after beginning his association with the Giants in 1999 and spending two seasons as the pitching coach for Double-A Shreveport. Before joining the Giants, he also served as a coach in the Seattle Mariners, Atlanta Braves, Baltimore Orioles and Philadelphia Phillies organizations.

As a left-handed pitcher, he spent 11 Major League seasons with the Cincinnati Reds (1971-73), Baltimore Orioles (1974-77, '82), Montreal Expos (1978-80) and Cleveland Indians (1980). After being named to the Baseball Digest 1971 All-Star Rookie Team, he went on to pitch in three (3) League Championship Series (1972, 1973 and 1974), as well as the World Series in 1972 and All-Star Game in 1978. He tossed a two-hitter in game four of the 1972 NLCS (vs. Pittsburgh Pirates) and went on to claim a pair of victories in that season's World Series (vs. Oakland Athletics). After signing with the Expos as a free agent in 1978, he became the first 20-game winner in franchise history (1978) and was named the Expos' Player of the Year in the same season. He recorded double-digit win totals in eight of his 11 seasons, and finished his career with a record of 124-99 with an ERA of 3.81 in 345 appearances. He currently resides in Owings Mill, MD.



Ken Joyce

Hitting Coach

Years with Giants: 2 Seasons
 Professional Experience: 17 Seasons
 Flying Squirrels Debut: April 7th, 2011
 Resides: Portland, ME
 Acquired: Signed by Giants (2010)



Enters his third season with the Giants' organization, having spent his first in 2010 as the hitting coach for the Triple-A Fresno Grizzlies and second as the hitting coach for the Flying Squirrels. The Squirrels finished 12th in the Eastern League in team-batting average in 2011 (.247), while playing at the pitcher-friendly Diamond. In 2010, the Grizzlies finished 4th in the Pacific Coast League with a collective .283 team batting average. Joyce also oversaw the final development of Buster Posey, who hit .347 in 47 games, before he ascended to the Major Leagues and claimed National League Rookie of the Year honors. Prior to joining the Giants, he spent eight seasons (2002-09) with the Toronto Blue Jays. He spent 2009 as the hitting coach with the Blue Jays' Triple-A entrant, the Las Vegas 51's. When he joined Richmond in 2011 it marked a return to the Eastern League for Joyce, having also served as a hitting coach with the New Hampshire Fisher Cats for two seasons in 2007-08. He was also a manager in the Blue Jays' system at the Single-A level from 2004-06. Before his stint with Toronto, Joyce worked for both the Adirondack Lumberjackets (2001) and the Catskill Cougars (2000) of the independent Northern League. From 1994 to 1999, he served in a variety of roles for the Florida Marlins; Bullpen Coach (Portland - AA - 1994-95), Hitting Coach (Portland - AA - 1996), Hitting Coach (Utica - SS-A - 1997), and Manager (Utica - SS-A - 1998-99). As a pitcher, he saw action over five different seasons with Toronto (1991), Oakland (1992-94), and Minnesota (1995).

Joyce attended the University of Southern Maine, earning a BA in History and Education. He played in the 1985 NAIA College World Series before spending four seasons as an assistant coach at University of Southern Maine as well as coaching in the 1989 NCAA NAIA Division III World Series. He was elected to the University of Southern Maine Hall of Fame in 1998, and was elected into the State of Maine Baseball Hall of Fame in 2001. He currently resides in Portland, ME with wife Janet, son, Tommy and daughter, Jill.

Organization

2012 Flying Squirrels

2011: In Review

History & Records

Eastern League

SF Giants

General Info

2012 MEDIA & INFORMATION GUIDE



13



2012 FLYING SQUIRRELS

Organization

2012 Flying Squirrels


2011: In Review

History & Records

Eastern League

SF Giants

General Info



Ehire Adrianza

SS

Height/Weight: 6-1/155
 Bats/Throws: Switch/Right
 Born: August 21st, 1989 in Miranda, VZ
 Resides: Miranda, VZ
 Acquired: Signed by Giants as a NDA
 April 26, 2006



THE ADRIANZA FILE

Flying Squirrels Debut: N/A

Last Team: San Jose Giants

CAREER HIGHS:

Runs: ... 3 (x4) ... last, 8/13/11 @ LAN
 Hits: ... 4 (x2) ... last, 8/13/11 @ LAN
 HR: ... 2 ... 8/14/11 @ LAN
 RBI: ... 4 ... 6/14/10 vs. HDM
 SB: ... 2 ... 5/29/09 vs. GVL

For the second consecutive season, *Baseball America* touts Adrianza as the top-defensive infielder in the San Francisco system. He also checks in as the #9 rated prospect in the chain (#5 in 2011). Healthy heading into spring training, he was invited to his third consecutive big league camp. Had things gone smoothly for him in 2011, he could have made a midseason ascension to Richmond, and potentially would have been pushing another defensive standout, Brandon Crawford. However, he tore a ligament in his thumb at the end of spring training, and didn't get out of extended spring until May. He split the remainder of the season between Augusta (A-) and San Jose (A+), finding his stride at the plate with the Giants in the second half of the season. The glove has never been the question for the 22-year old, who dazzles defensively in all areas. He is expected to assume the post that was meant to be his at the outset of last season, as the everyday shortstop for the Flying Squirrels. And all eyes will be on how he handles the bat in the pitcher-friendly Eastern League.

2011

Lagged behind breaking clubs after tearing a ligament in his thumb at the end of spring training ... 5/13: was assigned to Augusta (A-) from Richmond Flying Squirrels (AA) (Disabled List - Never Appeared with Flying Squirrels) ... Played 38 games and batted .231 33-143 with 3 HRs and 17 RBIs ... In home games batted .265 (18-68) in 18 games and 2 HRs with 9 RBIs ... On away games batted .200 (15-75) in 18 games with 1 HR and 8 RBIs in 20 home games ... In May batted .175 (11-63) with 2 HRs and 5 RBIs in 16 games ... In June batted .275 (22-80) with 1 HR and 12 RBIs in 22 games ... Went 3-4 with 2B, HR and 3 RBIs on 6/17 against ASH ... Was promoted to the San Jose Giants (A+) and batted .300 (69-230) with 3 HRs and 27 RBIs in 56 games ... In July batted .287 (27-94) with 0 HRs and 10 RBIs in 25 games ... In August batted .313 (36-115) with 3 HRs and 15 RBIs in 26 games ... Went 2-4 with 2 HRs and 3 RBIs on 8/17 @ LAN ... Invited to second straight big league spring training camp prior to the season ... #5 prospect entering season.

2010

Rated 2nd among California League shortstops with a .972 fielding percentage ... Committed just 16 errors in 569 chances ... Did not commit an error after July 31st, finishing the regular season with a 26-game errorless string ... Posted career-highs in virtually every offensive category, including: runs (70), hits (114), 2Bs (22), 3Bs (5), HRs (3), walks (47), strikeouts (87), stolen bases (33) and stolen base attempts (48) ... 33 stolen bases were 4th in the California League ... Was selected as the top defensive infielder in the California League by nearly a unanimous vote among league managers ... Rated 8th best prospect in the Giants' system by *Baseball America* prior to the season ... Started all eight (8) games for San Jose in the California League playoffs as they claimed a second consecutive league championship ... Batted .250 in the post-season (5-20), including a 2B and a HR ... Spent entire season with San Jose, his first appearance above the low-A level ... Added to the Giants' 40-man roster following the season ... Invited to first big league spring training prior to the season.

2009

Spent his entire first full-season with low-A Augusta in the South Atlantic League ... Appeared in a career-high 117 games, hitting .258 (100-388) ... Was 19 for the majority of the season, making him one of the youngest regulars in the SAL ... Ranked second among SAL shortstops with a .942 fielding percentage ... Committed 30 errors in 513 total chances ... Rated as the #6 prospect in the Giants' system by *Baseball America* prior to the season.

PERSONAL & MISCELLANEOUS

Native of Miranda, Venezuela ... Signed by the Giants as a 16-year old on April 26, 2006 ... Is the nephew of current Chicago White Sox manager and former major league shortstop Ozzie Guillen ... Omar Vizquel watched him field grounders in the AZL in '08 and proclaimed that his glove would get him to the major leagues.

ADRIANZA'S CAREER BATTING STATISTICS

Year	Team	League	ORG	AVG	G	AB	R	H	2B	3B	HR	RBI	BB	IBB	SO	SB	CS	OBP	SLG	OPS
2006	DSL Giants	DSL	SF	.156	44	122	17	19	2	1	0	7	24	0	31	3	2	.311	.189	.500
2007	DSL Giants	DSL	SF	.241	66	249	44	60	17	2	0	30	41	1	31	23	6	.351	.325	.676
2008	Frisco	PCL	SF	.500	2	6	2	3	1	0	0	2	0	1	0	0	.625	.667	1.291	
2008	AZL Giants	AZL	SF	.255	15	55	13	14	4	0	1	6	7	0	4	0	1	.349	.382	.731
2008	Salem-Keizer	NOR	SF	.400	1	5	3	2	0	0	0	0	0	0	0	0	0	.400	.400	.800
2009	Augusta	SAL	SF	.258	117	388	54	100	15	3	2	46	42	0	66	7	1	.333	.327	.660
2010	San Jose	CAL	SF	.256	124	445	70	114	22	5	3	35	47	0	87	33	15	.333	.348	.681
2011	Augusta	SAL	SF	.231	38	143	18	33	10	1	3	17	18	0	32	3	2	.315	.378	.693
2011	San Jose	CAL	SF	.300	56	230	34	69	24	3	3	27	23	0	46	5	1	.375	.470	.845
Minor League Totals				.252	463	1643	255	414	95	15	12	168	204	1	299	74	28	.340	.350	.690

2012 FLYING SQUIRRELS



Luke Anders

1B

Height/Weight: 6-6/220
 Bats/Throws: Left/Left
 Born: October 2nd, 1986 in Bryan, TX
 Resides: Bryan, TX
 Acquired: Signed by Giants in 32nd Round
 2009 MLB June Draft



THE ANDERS FILE

Flying Squirrels Debut: N/A

Last Team: San Jose Giants

CAREER HIGHS:

Runs:.....4 9/5/09 vs. EUG
 Hits:.....5 6/28/10 vs. KAN
 HR:.....2 4/25/10 vs. ASH
 RBI:.....5 (x2).....last, 7/14/11 @ VIS
 SB:.....1 (x4).....last, 6/10/11 @ MOD

Anders played all four seasons of college baseball at Texas A&M, and he arrived in the professional ranks as a fairly polished hitter. He has progressed steadily in his three years in the Giants system, advancing a level each season and spending the entire year in 2011 with the San Jose (A+) Giants. The trickle-down effect of the first base spot in San Francisco could determine where Anders opens 2012, with Brandon Belt pushing Aubrey Huff for the job with the Giants. That in turn will have an effect on Brett Pill and Wes Hodges, who has returned to Giants camp. Add to that the much ballyhooed return to the San Francisco system of former Giants' top-prospect Angel Villalona, and a potential change in position to first base for 2011 Squirrel Chris Dominguez, and it becomes extremely difficult to pin down where Anders will fall on opening day. The betting money would have to be on San Jose to start the season, with Dominguez and Hodges splitting the reps at first base in Richmond. However, any number of things could impact that before the start of the season.

2011

Spent the entire season with the San Jose Giants (A+) ... Batted .246 (93-378) with 13 HRs and 50 RBIs in 106 games ... Batted .200 (16-80) in June with 0 HRs and 7 RBIs in 22 games ... Batted .290 (18- 62) in July with 2 HRs and 11 RBIs in 19 games... Went 3-5 with one double, one homer, and two RBIs on 4/11 @ LAN.

2010

Spent entire first full-season with low-A Augusta of the South Atlantic League ... 2nd in the circuit in strikeouts (147) ... Appeared in a career-high 130 games, making 127 starts at first base ... Rated 3rd on the club in Slugging (.443) and 2nd in OPS (.783) ... Led team in strikeouts (147) ... Enjoyed his best month of the season in June, batting .309 ... Also batted .300 in April ... Augusta Player of the Month in April ... Hit .292 before the All-Star break, and .278 after ... Hit .302 at home and .271 on the road ... Hit .289 against right-handers and .274 against left-handers.

2009

Drafted by the Giants out of Texas A&M in the 32nd round of the June draft ... Signed in time to spend the entire short-season with Salem-Keizer (SS-A) ... 41 RBIs ranked 2nd on the club (Drew Biery - 48) ... Made 26 starts as the Volcanoes cleanup hitter, batting .299 with 23 RBIs in that spot ... Hit .313 in four post-season games, helping the Volcanoes to the Northwest League title.

AMATEUR

Played four seasons for Texas A&M ... Was named first-team All-Big 12 in both his sophomore and junior seasons, becoming the first Aggie to accomplish the feat in back-to-back seasons in more than a decade ... Won the team's Wally Moon Award following his sophomore season as the player who showed the most improvement from the start of fall practice to the conclusion of the season ... Appeared in seven (7) games as a left-handed pitcher in his freshman season ... Was named to the Brooks Wallace preseason watch list prior to his junior season ... Earned three (3) varsity letters at A&M Consolidated High School in College Station, TX ... Pitched and played first base, helping to lead squad to the Texas State Tournament.

PERSONAL & MISCELLANEOUS

Full name is Lucas Daniel Anders ... Son of Steven and Cecilia of College Station, TX ... Also earned two letters in football in high school, playing both defensive end and tight end ... Originally drafted in the 16th round of the 2008 draft by the New York Yankees, but did not sign, opting to return to Texas A&M for his senior season ... Was an agriculture and development major in college ... One of four children ... Has an older sister Pam and a younger sister Stephy ... Younger brother Nick played with him on the Aggies team ... Nick is one year younger ... Cited his career goals as managing a wildlife ranch when he graduated from college ... Enjoys hunting, fishing and playing washers in his spare time.

ANDERS' CAREER BATTING STATISTICS

Year	Team	League	ORG	AVG	G	AB	R	H	2B	3B	HR	RBI	BB	IBB	SO	SB	CS	OBP	SLG	OPS
2009	Salem-Keizer	NOR	SF	.284	58	208	35	59	10	1	5	41	30	2	48	2	2	.370	.413	.783
2010	Augusta	SAL	SF	.285	130	501	71	143	29	4	14	62	43	1	147	1	4	.340	.443	.783
2011	San Jose	CAL	SF	.246	106	378	62	93	24	2	13	50	41	1	91	1	1	.326	.423	.749
	Minor League Totals			.271	294	1087	168	295	63	7	32	153	114	4	286	4	7	.341	.431	.772

Organization

2012 Flying Squirrels

2011: In Review

History & Records

Eastern League

SF Giants

General Info

2012 MEDIA & INFORMATION GUIDE



15



2012 FLYING SQUIRRELS

Organization

2012 Flying Squirrels

2011: In Review

History & Records

Eastern League

SF Giants

General Info



Brett Bochy

RHP

Height/Weight: 6-2/190
 Bats/Throws: Right/Right
 Born: August 27th, 1987 in San Diego, CA
 Resides: Poway, CA
 Acquired: Selected by the Giants in the 20th Round
 2010 MLB June Draft



THE BOCHY FILE

Flying Squirrels Debut: N/A

Last Team: Augusta GreenJackets

CAREER HIGHS:

IP (S): Has Never Started
 IP (R):..2.2..... 5/20/11 @CSC
 H:..... 2 (x6).....last: 9/3/11 vs. ROM
 BB:..... 1 Many
 SO:..... 3 Many

2010 was banner-year for the Bochy baseball family, as Brett was drafted into the organization headed by his father Bruce in the 20th round. Of course later in the year, the Giants would claim their first World Series title since relocating from New York, NY to San Francisco, CA. Brett more than likely would have been chosen higher in the draft if not for requiring Tommy John surgery on his right elbow during the latter-stages of his collegiate days at Kansas. Due to that injury, he did not make his professional debut until 2011. He used his first professional post in Augusta (A-) to showcase that nepotism certainly wasn't at work in his case. He was phenomenal across the board for the Jackets, helping lead Augusta to the South Atlantic League postseason, while limiting the opposition to a paltry .161 batting average. He also racked up 53 strikeouts in just 39 innings of work. He will more than likely advance to San Jose (A+) to open 2012, but similar results in the California League in the first half may land him in Richmond in the second half of the season.

2011

Made professional debut with Low-A Augusta on May 15 after beginning the season in extended spring training ... Made 35 appearances, all in relief, with the GreenJackets and logged 39 innings of work ... Posted a 1-0 record with a 1.38 ERA and 10 saves in 11 chances ... Recorded 53 strikeouts and allowed just eight (8) walks ... Surrendered just one (1) earned run in final 21 appearances (6/30 - 9/3) ... Limited South Atlantic League hitters to a .161 average (22-137)

2010

Underwent "Tommy John" (elbow ligament replacement) surgery in April of his junior season at Kansas and missed remainder of the college season and did not play after being chosen by the Giants in the 20th round of the 2010 MLB June draft.

PERSONAL & MISCELLANEOUS

Son of Giants Manager Bruce Bochy ... Older brother Greg played four years in San Diego Padres farm system when Bruce Bochy managed the Padres ... Graduated from Poway (CA) High School ... Played in San Diego High School Senior All-Star Game ... Named to San Diego Union-Tribune All-Academic team twice ... Attended the University of Kansas ... Compiled a 7-0 record with a 3.62 ERA in 55 career appearances with the Jayhawks ... Earned Big 12 Pitcher-of-the-Week honors twice during his final season (2010) at Kansas ... Selected by the Giants in the 20th round of the 2010 June

BOCHY'S CAREER PITCHING STATISTICS

Year	Team	League	ORG	W	L	PCT	ERA	G	GS	CG	SHO	SV	SVO	IP	H	R	ER	HR	HB	BB	SO	WP	AVG
2011	Augusta	SAL	SF	1	0	1.000	1.38	35	0	0	0	10	11	39.0	22	6	6	1	1	8	53	2	.161
Minor League Totals				1	0	1.000	1.38	35	0	0	0	10	11	39.0	22	6	6	1	1	8	53	2	.161

2012 FLYING SQUIRRELS



Brock Bond

INF

Height/Weight: 5-10/195
 Bats/Throws: Switch/Right
 Born: September 11th, 1985 in St. Louis, MO
 Resides: St. Louis, MO
 Acquired: Selected by the Giants in the 24th Round 2007 MLB June Draft



THE BOND FILE

Flying Squirrels Debut:
8/26/10 @ Altoona

Last Team:
Fresno Grizzlies

CAREER HIGHS:

Runs:.....4.....8/10/10 vs. ALB
 Hits:.....5.....6/19/09 vs. ALT
 HR:.....1 (x3).....last, 6/6/10 vs. SAC
 RBI:.....3.....Many
 SB:.....2.....8/15/10 vs. IOW

The well-traveled story goes that Bond was drafted on accident in 2007, and that the Giants intended to select Casey Bond (unrelated) instead. The Bond that the Giants got has hit at every level in the system, including winning the Eastern League batting title (.333, 2009) two seasons back. He followed that up with a strong first-half in Fresno the following year. However, Bond has lacked the flashy prospect-tools that get guaranteed at-bats. He came back to Double-A as a result of a numbers crunch at the end of 2010, and had his season derailed due to an injury after just 19 games in 2011. The San Francisco system is packed with middle-infielders that were taken in loftier positions in the draft, including Charlie Culberson, who may take over at second base for Fresno in 2012. Bond's track-record at the plate should place him at Triple-A, but the lack of a spot there may force him to spend a portion of the season in Richmond.

2011

Opened the season with Triple-A Fresno ... Batted .246 with three (3) RBIs in 19 games with the Grizzlies ... Went 3-5 with one RBI @ CSP on 5/2 ... Suffered injury @ CSP and missed the remainder of the 2011 campaign.

2010

Advanced to Triple-A for the first time, opening the season as the everyday second baseman for the Fresno Grizzlies ... Acclimated himself well, hitting .304 (24-79) in April ... Batted .333 (30-90) in July, his most productive month of the season ... Hit .294 (84-286) before the All-Star break ... Made debut with Flying Squirrels on August 26th ... Appeared in 12 games and finished the season in Richmond ... Made starts at second base, third base and left field.

2009

Won the Eastern League batting title (.333) and led the league in OBP (.429) ... Appeared in a career-high 122 games (regular season) ... Swiped a career-best nine (9) bases ... Named a mid-season and postseason Eastern League All-Star ... Hit .367 (111-30) in eight (8) postseason games, while also boasting a playoff OBP of .486.

2008

Combined to hit .315 (96-305), splitting the season between Low-A Augusta and High-A San Jose ... Promoted to San Jose on June 25th after hitting .333 (50-150) over the first 42 games of the season

2007

Began professional career in Arizona League (Rookie) before gaining a promotion to Short-Season A Salem-Keizer on July 18th ... Torched Northwest League pitching (.342 - 54-158) in 42 games to finish the season ... OBP of .453 while with Volcanoes still stands as a career-high.

PERSONAL & MISCELLANEOUS

Began his college career at Arkansas ... Played one season with the Razorbacks before transferring to Missouri ... Led the Tigers with a .336 batting average in 2006 ... Was also the Malibu Regional MVP in 2006 ... Son of Al and Christine Bond.

BOND'S CAREER BATTING STATISTICS

Year	Team	League	ORG	AVG	G	AB	R	H	2B	3B	HR	RBI	BB	IBB	SO	SB	CS	OBP	SLG	OPS
2007	AZL Giants	SF	227	.18	44	4	10	0	2	0	6	6	0	3	2	1	345	.318	.663	
2007	Salem-Keizer	NOR	SF	.342	42	158	41	54	10	2	0	19	26	0	21	7	2	.453	.430	.883
2008	Augusta	SAL	SF	.333	42	150	28	50	6	0	1	24	13	0	20	6	3	.401	.393	.794
2008	San Jose	CAL	SF	.297	45	155	26	46	6	0	0	19	20	0	31	9	3	.394	.335	.729
2009	Connecticut	EAS	SF	.333	122	450	93	150	21	5	1	33	67	5	69	13	15	.429	.409	.838
2010	Fresno	PCL	SF	.285	117	403	62	115	24	4	1	35	66	1	63	9	4	.397	.372	.769
2010	Richmond	EAS	SF	.261	12	46	8	12	3	1	0	4	3	0	10	0	0	.320	.370	.690
2011	Fresno	PCL	SF	.246	19	57	6	14	1	2	0	3	7	0	8	1	2	.338	.333	.671
	Minor League Totals			.308	417	1463	268	451	71	16	3	143	208	6	225	47	30	.407	.385	.792

Organization

2012 Flying Squirrels

2011: In Review

History & Records

Eastern League

Sf Giants

General Info

2012 MEDIA & INFORMATION GUIDE



17



2012 FLYING SQUIRRELS

Organization

2012 Flying Squirrels

2011: In Review

History & Records

Eastern League

SF Giants

General Info



Gary Brown

OF

Height/Weight: 6-0/170
 Bats/Throws: Right/Right
 Born: September 28th, 1988 in Diamond Bar, CA
 Resides: Walnut, CA
 Acquired: Selected by the Giants in the 1st Round 2010 MLB June Draft



THE BROWN FILE

Flying Squirrels Debut: N/A

Last Team: San Jose Giants

CAREER HIGHS:

Runs:.....5.....8/25/11 vs. STK
 Hits:.....5 (x2).....last: 8/25/11 vs. STK
 HR:.....2.....8/25/11 vs. STK
 RBI:.....6.....5/6/11 @ BAK
 SB:.....2.....Many

Brown carries the distinction of being the top-rated prospect in the Giants' system by *Baseball America*. It is not a label he shies from, proclaiming that the pressure he feels is internal, rather than from the enormous expectations that have piled up externally. He certainly did nothing to temper those expectations with a monster first full-professional season in 2011. He spent the entire year in San Jose (A+), compiling a franchise-record and league-best 188 hits. He also topped the circuit in triples (13), and was among the league-leaders in a handful of other categories. The Giants chose not to push him along to Double-A, electing to allow him to gain confidence from his success. The speedy centerfielder is also touted by BA as the best hitter for average, fastest baserunner, best athlete and best defensive outfielder in the San Francisco chain. He should be a Flying Squirrel on opening day, and will become the most dynamic prospect to put on the Richmond uniform in his and the franchise's third season.

2011

Ranked as the #3 prospect in the Giants system by *Baseball America* prior to the 2011 season...Spent his first full pro season with Advanced-A San Jose ... Batted .336 (188-559) with 14 HRs and 80 RBIs in 131 games ... Named to the California League Mid-Season and Postseason All-Star teams and earned the league's Rookie-of-the-Year award ... Earned California League Batter-of-the-Week honors twice ... Led the California League in hits (188) and triples (13) ... Tied for the league-lead in Hit By Pitch (23) ... Ranked 2nd in the circuit in stolen bases (53), runs scored (115), total bases (290) and at-bats (559) ... Finished 3rd in the league in batting average (.336) ... Tied for 4th in the league in extra-base hits (61) ... Batted .375 (6-16) in the Cal League playoffs as San Jose lost to Stockton in the Northern Division Championship Series ... Named top hitter in Advanced-A by MILB.com ... Named as the best defensive outfielder and fastest baserunner in the San Francisco system entering the season.

2010

Split the season between AZL Giants (R) and Salem-Keizer (A-) after being selected by the Giants with the 24th pick in the first round of the 2010 draft ... Signed for \$1.45 million bonus ... Batted .182 (4-22) in six games with AZL and .136 (3-22) in six games with the Volcanoes ... Made pro debut after breaking the middle finger on his left hand on a slide in mid-May ... The injury ended his college career prematurely.

PERSONAL & MISCELLANEOUS

Graduated from Diamond Bar (CA) High School ... Named second-team All-American by *Baseball America* following his senior year ... Also earned Sierra League MVP award, All-CIF and All-Inland Valley first-team honors in his final season with the Brahmas ... His #22 jersey was retired by the Brahmas in 2007 ... Originally drafted by Oakland in the 12th round of the 2007 June draft but did not sign ... Attended Cal State Fullerton ... Won Big West Conference Player-of-the-Year Award in 2010 ... Switched to center field for his final season after splitting time at second base, third base and left field in his first two seasons with the Titans ... Played two seasons in the Cape Cod League and earned All-League honors in 2009 ... Younger sister Torrie played volleyball at Cal State Fullerton ... Favorite actors are Russell Crowe and Megan Fox ... Favorite movie is "Forrest Gump" ... Favorite website is youtube.com

BROWN'S CAREER BATTING STATISTICS

Year	Team	League	ORG	AVG	G	AB	R	H	2B	3B	HR	RBI	BB	IBB	SO	SB	CS	OBP	SLG	OPS
2010	AZL Giants	SF	SF	.182	6	22	6	4	1	0	0	4	0	5	2	0	333	.227	.560	
2010	Salem-Keizer	NOR	SF	.136	6	22	2	3	0	1	0	2	2	0	7	0	1	.259	.227	.486
2011	San Jose	CAL	SF	.336	131	559	115	188	34	13	14	80	46	1	77	53	19	.407	.519	.926
	Minor League Totals			.323	143	603	123	195	35	14	14	82	52	1	89	55	20	.398	.498	.895

2012 FLYING SQUIRRELS



Alex Burg

C/3B

Height/Weight: 5-11/205
 Bats/Throws: Right/Right
 Born: August 9th, 1987 in Seattle, WA
 Resides: Seattle, WA
 Acquired: Selected by the Giants in the 24th Round
 2009 MLB June Draft



THE BURG FILE

Flying Squirrels Debut: N/A

Last Team: San Jose Giants

CAREER HIGHS:

Runs:.....3.....7/14/11 @ VIS
 Hits:.....5.....5/6/11 @ BAK
 HR:.....2.....8/29/11 @ RC
 RBI:.....4.....5/6/11 @ BAK
 SB:.....1 (x2).....last, 7/28/11 vs. LAN

A 24th round selection of the Giants in the 2009 draft, Burg quietly put together a strong showing in his second professional season in 2011. He spent the entire year with San Jose (A+), and hit .298 (78-262) in 72 games. What made the season more promising for Burg and the Giants was the versatility that Burg showed. A catcher by trade, he saw time in just 24 games behind the plate, as top-catching prospect Tommy Joseph took most of the reps. However, the Washington State product saw significant time at each corner infield position, and even made three appearances at second base. With Chris Dominguez expected to platoon between first and third base, Burg could be called upon to fill a need at either spot with the Flying Squirrels during the early portion of the season. In another scenario, he could open back with San Jose and advance to any number of jobs with Richmond should Dominguez, Tommy Joseph or another prospect move up quickly.

2011

Spent the entire season with Advanced-A San Jose ... Joined San Jose on 4/15 from extended spring training ... Batted .298 with 14 HRs and 45 RBIs in 72 games with the Giants ... Collected five (5) hits and four (4) RBIs @ Bakersfield on 5/6/11 ... Posted a .333 average (45-135) in 36 road games, but batted just .260 (33-127) in 36 contests at home ... Hit just .133 (2-15) in the postseason as San Jose succumbed to Stockton in the Northern Division Championship Series.

2010

Played at three different levels in the Giants organization in his first pro season ... Began the season with Salem-Keizer (A-), and batted .242 with 3 HRs and 12 RBIs in 19 games with the Volcanoes ... Hit .333 (5-15) in four games with AZL Giants (R) before being promoted to Low-A Augusta to finish the season ... Posted a .207 average (6-29) in nine (9) games with the Greenjackets.

2009

Suffered knee injury during his senior season at Washington State, missed remainder of the college season and did not play after being chosen by the Giants in the 2009 draft ... Underwent arthroscopic surgery to repair a partially torn ACL and a torn meniscus in his knee.

PERSONAL & MISCELLANEOUS

Graduated from Mount Rainier (WA) High School ... Won State Player-of-the-Year Award and league MVP his senior season ... Began his college career at Clemson University ... Played two seasons for the Tigers (2006-07) ... Transferred to Washington State and played his final two college seasons with the Cougars (2008-09) ... Started 82 games for the Cougars and compiled a .313 average with 9 HRs and 47 RBIs ... Played for the Perth Heat of the Australian Baseball League following the 2011 season and was named to the World team for the league's All-Star game.

BURG'S CAREER BATTING STATISTICS

Year	Team	League	ORG	AVG	G	AB	R	H	2B	3B	HR	RBI	BB	IBB	SO	SB	CS	OBP	SLG	OPS
2010	Salem-Keizer	NOR	SF	.242	19	62	7	15	5	0	3	12	7	0	23	0	0	.324	.468	.792
2010	AZL Giants	AZL	SF	.333	4	15	3	5	3	0	0	2	1	0	1	0	0	.412	.533	.945
2010	Augusta	SAL	SF	.207	9	29	4	6	2	1	0	1	3	0	15	0	0	.303	.345	.648
2011	San Jose	CAL	SF	.298	72	262	49	78	24	0	14	45	28	0	80	2	3	.369	.550	.919
	Minor League Totals			.283	104	368	63	104	34	1	17	60	39	0	119	2	3	.358	.519	.877

Organization

2012 Flying Squirrels

2011: In Review

History & Records

Eastern League

Sf Giants

General Info

2012 MEDIA & INFORMATION GUIDE



19



2012 FLYING SQUIRRELS

Organization

2012 Flying Squirrels

2011: In Review

History & Records

Eastern League

SF Giants

General Info



Ryan Cavan

INF

Height/Weight: 5-10/180
 Bats/Throws: Switch/Right
 Born: June 28th, 1987 in San Mateo, CA
 Resides: San Mateo, CA
 Acquired: Selected by the Giants in the 16th Round
 2009 MLB June Draft



THE CAVAN FILE

Flying Squirrels Debut: N/A

Last Team: San Jose Giants

CAREER HIGHS:

Runs: ... 4 (x2) ... last, 6/27/10 @ KAN
 Hits: ... 4 (x2) ... last, 6/27/10 @ KAN
 HR: ... 2 (x2) ... last, 6/28/10 @ KAN
 RBI: ... 6 ... last, 8/13/11 @ LAN
 SB: ... 2 (x2) ... last, 5/10/11 vs. LAN

Cavan has been rock-solid in his first three professional seasons, spending each year in one location and advancing the next. After switching from shortstop to second base in 2010, he enjoyed a breakout season at the plate with Augusta (A), while appearing in 136 games. He repeated that success at San Jose (A+) last year, driving in 90 runs for the Giants. The 24-year old won't receive the headlines of some of the other middle-infield prospects in the organization, but his production has been on par with any of them. Should his developmental path continue on the same arc, he should assume the role of everyday second baseman for the Flying Squirrels in 2012. The only road blocks to that position are the second basemen for Richmond the last two seasons. A spring training finger injury sustained by Charlie Culberson may hold him back at the beginning of the year, and the Giants will also need to find a spot for 2010 second baseman Nick Noonan, who has moved back to second after a year at shortstop.

2011

Opened his third pro season with Advanced-A San Jose and spent the entire season in the California League ... Batted .270 with 12 HRs and 90 RBIs in 130 games ... Had an eight-game hit streak in which he batted .350 (14-40) with six (6) extra-base hits and 10 runs scored from 5/16 through 5/23 ... Finished 3rd in the league in doubles (38) ... League leader in fielding percentage for second basemen (.993) with just 5 errors in 677 total chances ... Posted a .200 average (3-15) in the postseason with seven (7) strikeouts.

2010

Spent his first full pro season with Low-A Augusta ... Batted .283 with 17 homers and 79 RBIs in 136 games with the Greenjackets ... Ranked 2nd in the South Atlantic League in total bases (244) and games (136) ... Finished 4th in the league in hits (153) and at-bats (541) ... Hit lone career grand slam 6/18 vs. SAV ... Named SAL Batter-of-the-Week for June 21-28 ... Committed 26 errors, second-most in the league for second basemen.

2009

Began his pro career with Salem-Keizer (A-) ... Batted .277 with 9 HRs and 33 RBIs in 58 games with the Volcanoes ... Tied for second in the Northwest League in triples (5) ... Named NWL Batter-of-the-Week for Aug. 31-Sept. 8 ... Played shortstop for the Volcanoes ... Went hitless (0-11) in the NWL playoffs, but scored two runs in the four-game series as the Volcanoes captured the NWL title.

PERSONAL & MISCELLANEOUS

Graduated from the Menlo School (Atherton, CA) ... Named to First-team All-Peninsula Athletic League and San Mateo Times first-team All-County his senior season ... Played shortstop, catcher and pitcher in high school ... Attended Trinity University (TX), Chapman University (CA) and UC-Santa Barbara ... Batted .382 as a freshman at Trinity in 2006 and was named first-team All-Conference in the Southern Collegiate Athletic Conference ... Compiled a .394 batting average at Chapman University and led the Panthers to the 2007 Division III College World Series ... Batted .341 with 4 HRs and 36 RBIs in lone season at UC-Santa Barbara in 2009 ... Named Honorable Mention All-Big West in 2009 ... Selected by the Giants in the 16th round of the 2009 June draft ... Favorite movie is "Gladiator" ... Favorite author is Ernest Hemingway.

CAVAN'S CAREER BATTING STATISTICS

Year	Team	League	ORG	AVG	G	AB	R	H	2B	3B	HR	RBI	BB	IBB	SO	SB	CS	OBP	SLG	OPS
2009	Salem-Keizer	NOR	SF	.277	58	191	42	53	9	5	9	33	35	0	34	3	2	.399	.518	.917
2010	Augusta	SAL	SF	.283	136	541	85	153	34	3	17	79	54	0	93	12	7	.352	.451	.803
2011	San Jose	CAL	SF	.270	130	508	86	137	38	5	12	90	64	1	92	10	4	.352	.435	.787
	Minor League Totals			.277	324	1240	213	343	81	13	38	202	153	1	219	25	13	.360	.455	.815

2012 FLYING SQUIRRELS



Juan Ciriaco

UTIL

Height/Weight: 6-0/160
Bats/Throws: Right/Right
Born: August 15th, 1983 in San Pedro de Macoris, DR
Resides: Santo Domingo, DR
Acquired: Selected by Giants from the San Diego Padres 2007 Minor League Rule V Draft



THE CIRIACO FILE

Flying Squirrels Debut:
5/7/2010 @ Harrisburg

Last Team:
San Jose Giants

CAREER HIGHS:

Runs:.....48/22/11 vs. HD
Hits:.....4 (x2).....last, 6/21/06 vs. HVL
HR:.....2 (x2).....last 8/27/08 vs. HIC
RBI:.....58/27/08 vs. HIC
SB:.....2 (x2).....last, 5/27/07 vs. LAN

The Giants nabbed Ciriaco during the minor league phase of the 2007 Rule V draft from the San Diego Padres. Since that time, the versatile infielder has appeared at four different levels in the San Francisco system, including stints with Triple-A Fresno in both 2009 and 2010. He has supplied much-needed depth at multiple positions, and due to that role has bounced fairly frequently from level to level throughout the system. In that role, he saw action in 48 games for the Flying Squirrels during their inaugural season in 2010, splitting his time between first base, second base, third base, shortstop and the outfield. The utility needs for the Giants placed Ciriaco in San Jose (A+) for the entirety of the 2011 season. Although he only saw time in 43 games, he played every infield position, and also made 14 appearances in the outfield. Assuming he retains his utility role in 2012, he could very well return to the River City at some point during the course of the season.

2011

Spent the entire season with Advanced-A San Jose ... Batted .274 with 24 RBIs in 43 games with San Jose ... Compiled a .289 average (22-76) with 11 RBIs in 30 home games ... Hit just .250 (12-48) with nine (9) RBIs in 13 road games ... Went 3-for-4 with a double, a triple, two (2) RBIs and four (4) runs scored vs. HDM on 8/22 ... Batted .357 (15-42) in August with nine (9) RBIs.

2010

Began season with Advanced-A San Jose, appearing in two (2) games ... Appeared in 17 games for Triple-A Fresno before being assigned to Richmond ... Hit .250 (10-40) with the Grizzlies ... Played 2B, 3B, SS for Fresno ... Appeared at six (6) different positions for Richmond (1B, 2B, SS, 3B, LF, RF). Spent 6/15-6/23 on the DL with back spasms ... Sent down from Richmond to San Jose on 7/8, promoted back to Richmond 8/2.

2009

Played in 34 games with Fresno, hitting .274 (23-84) ... Played all four infield positions.

PERSONAL & MISCELLANEOUS

Originally signed with the San Diego Padres as a non-drafted free agent on October 16th, 2002 ... Spent first five seasons of his career in the San Diego chain, beginning with Idaho Falls (R) in 2003, and ascending as high as San Antonio (AA) in 2007 ... Cousin of Pedro Ciriaco, currently the 27th ranked prospect in the Pittsburgh Pirates' organization ... Younger brother Audy, 23, is a shortstop in the Detroit Tigers' chain.

CIRIACO'S CAREER BATTING STATISTICS

Year	Team	League	ORG	AVG	G	AB	R	H	2B	3B	HR	RBI	BB	IBB	SO	SB	CS	OBP	SLG	OPS
2003	Idaho Falls	PiO	SD	.223	49	157	21	35	6	4	0	19	9	0	39	8	0	.267	.312	.579
2004	Fort Wayne	MID	SD	.241	99	348	29	84	12	2	2	35	16	0	80	5	8	.277	.305	.582
2005	Lake Elsinore	CAL	SD	.281	120	466	73	131	29	6	9	77	33	1	84	17	10	.331	.427	.758
2006	Mobile	SOU	SD	.222	122	442	46	98	20	3	3	31	32	2	97	9	3	.277	.301	.578
2007	San Antonio	TEX	SD	.160	37	131	13	21	4	0	1	6	6	0	25	5	1	.197	.214	.411
2007	AZL Padres	AZL	SD	.281	10	32	6	9	3	0	2	10	3	0	4	2	0	.333	.563	.896
2007	Lake Elsinore	CAL	SD	.268	47	183	28	49	8	0	9	32	9	0	36	7	2	.302	.459	.761
2008	San Jose	CAL	SF	.172	41	87	5	15	2	0	0	7	7	0	17	1	1	.229	.195	.424
2008	Augusta	SAL	SF	.283	36	138	28	39	3	1	5	26	13	0	21	7	3	.340	.428	.768
2009	Fresno	PCL	SF	.274	34	84	14	23	6	1	0	12	6	0	8	2	2	.312	.369	.681
2010	San Jose	CAL	SF	.375	2	8	2	3	0	0	1	1	0	0	2	0	0	.444	.750	1.194
2010	Fresno	PCL	SF	.250	17	40	7	10	2	0	0	2	5	0	7	2	1	.333	.300	.633
2010	Richmond	EAS	SF	.263	48	133	14	35	8	3	2	13	8	1	24	2	0	.299	.414	.713
2011	San Jose	CAL	SF	.274	43	124	23	34	9	3	0	20	12	0	19	5	0	.333	.395	.728
	Minor League Totals			.247	705	2373	309	586	112	23	34	291	159	4	463	72	31	.295	.357	.651

Organization

2012 Flying Squirrels

2011: In Review

History & Records

Eastern League

Sf Giants

General Info

2012 MEDIA & INFORMATION GUIDE

21



2012 FLYING SQUIRRELS

Organization

2012 Flying Squirrels

2011: In Review

Eastern League History & Records

SF Giants

General Info



Charlie Culberson

2B

Height/Weight: 6-1/191
 Bats/Throws: Right/Right
 Born: April 10th, 1989 in Calhoun, GA
 Resides: Plainville, GA
 Acquired: Selected by Giants in 1st (S) Round
 2007 MLB June Draft



THE CULBERSON FILE

Flying Squirrels Debut:
4/7/2011 vs. New Britain

Last Team:
Richmond Flying Squirrels

CAREER HIGHS:

Runs:.....3.....Many
 Hits:....4 (x4).....last, 7/18/10 vs. STK
 HR:.....2.....5/5/10 vs. STK
 RBI:....6 (x2).....last, 6/12/10 vs. BAK
 SB:.....2.....Many

Culberson checks in at #11 on *Baseball America's* list of Giants' prospects, three spots down from #8 entering 2011. However, the Giants won't place much stock in that, and shouldn't. Despite average looking numbers during a season spent entirely in Richmond last year, Culberson was the unnamed captain and leader of a team that advanced to the Eastern League Championship Series. Although his stats didn't stack up to his breakout season in the California League in 2010, he certainly showcased the abilities that made him a supplemental first round selection in 2007. The Giants rewarded his season by adding him to the 40-man roster last fall. He seemed poised to claim the second base job at Triple-A Fresno heading into big league spring training, but a freak weightlifting accident left him with a broken finger and an uncertain timetable. He should be healthy in enough time to make the jump, but there is also the possibility that he returns to Richmond for a stretch at the beginning of the season.

2011

Played the entire season with the Flying Squirrels ... Batted .259 (143-553) with 10 HRs and 56 RBIs in 137 games ... In home games he batted .287 (78-272) with 5 HRs and 33 RBIs in 70 games ... In away games batted .231 (65-281) with 5 HRs and 23 RBIs in 67 games ... Batted .271 (29-107) with 6 RBIs in May ... Batted .217 (23-106) with 4 HRs and 11 RBIs in June ... Batted .278 (32-115) with 2 HRs and 12 RBIs in July ... Went 2-4 with a double and a homer with four RBIs vs. TRE on 4/28 ... On the strength of his 2010 season had vaulted from outside the Giants' top-30 prospects to #8 prior to the season ... Named an Eastern League midseason All-Star.

2010

Moved to second base and spent the entire season with Advanced-A San Jose ... Posted career-highs in nearly every offensive category including: batting average (.290), runs (80), hits (146), 2B (28), HR (16), RBIs (71), stolen bases (25), OBP (.340) and SLG (.457) ... Helped San Jose to the California League title ... Hit .273 (9-33) with 6 RBIs in the post-season ... Named CAL Batter of the Week July 22nd - 29th ... Selected to participate in the prestigious Arizona Fall League following the season ... Hit .366 (34-93) with the Scottsdale Scorpions (AFL) ... Torched AFL left-handers, batting .750 (15-20) against southpaws ... Tied for 2nd in the AFL in hits (34) ... Tied for the league-lead in AFL in 2Bs (11) ... 6th in AFL in batting average (.366) ... Had dropped out of the Giants' top-30 prospects list prior to the season.

2009

Rated as the #27 prospect in the Giants' system by *Baseball America* entering the season ... Switched positions from shortstop to third base ... Repeated low-A level and spent the entire season with Augusta ... Appeared in a career-high 132 games ... Hit .240 (59-246) prior to the All-Star break and .251 (66-263) following it ... Hit in seven (7) different spots in the batting order, appearing in every spot except 9th and 4th ... Made most appearances batting 6th (33) ... After move to third base, committed 40 errors and had an overall fielding percentage of .900 (403 total chances) ... Played for 2011-12 Flying Squirrels' manager Dave Machemer.

2008

Rated as the #14 prospect in the Giants' system by *Baseball America* entering the season ... Jumped from the Arizona Rookie League to his first full-season, spent entirely with low-A Augusta ... Teamed in the middle infield with Nick Noonan (2B) ... Played for former Flying Squirrels' manager Andy Skeels ... Appeared in 81 games ... Missed all of August after punching a paper towel dispenser in frustration and breaking his hand ... Committed 35 errors in 354 chances (.901 fielding percentage) ... Greenjackets won the South Atlantic title, but Culberson did not play in the playoffs ... Started the season slowly, batting .104 (7-67) during the month of April ... Hit .333 (23-69) against left-handed pitching, contrasted by batting .202 (43-213) against righties ... Hit .258 (31-120) following the All-Star break, but didn't appear after July 31st.

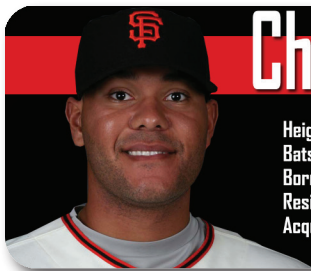
PERSONAL & MISCELLANEOUS

Selected 51st overall in the supplemental first round of the 2007 draft by the Giants ... Signed for \$607,500 ... Made professional debut in the Arizona Rookie League ... Graduated from Calhoun (GA) High School ... Father Charles was a 16th round selection of the Giants in 1984 ... Also pitched in HS (7-1) ... HS team won Georgia state title in 2005.

CULBERSON'S CAREER BATTING STATISTICS

Year	Team	League	ORG	AVG	G	AB	R	H	2B	3B	HR	RBI	BB	IBB	SO	SB	CS	OBP	SLG	OPS
2007	AZL Giants	AZL	SF	.286	46	161	32	46	8	5	1	16	19	1	38	19	1	.374	.416	.790
2008	Augusta	SAL	SF	.234	81	282	31	66	11	2	3	27	18	0	57	6	6	.290	.319	.609
2009	Augusta	SAL	SF	.246	132	509	71	125	19	3	2	36	33	1	110	15	4	.303	.306	.609
2010	San Jose	CAL	SF	.290	128	503	80	146	28	4	16	71	33	2	99	25	7	.340	.457	.797
2011	Richmond	EAS	SF	.259	137	553	69	143	34	2	10	56	22	3	129	14	4	.293	.382	.675
Minor League Totals				.262	524	2008	283	526	100	16	32	206	125	7	433	79	22	.314	.375	.690

2012 FLYING SQUIRRELS



Chris Dominguez

3B

Height/Weight: 6-5/235
 Bats/Throws: Right/Right
 Born: November 22nd, 1986 in Los Angeles, CA
 Resides: Los Angeles, CA
 Acquired: Selected by the Giants in the 3rd Round
 2009 MLB June Draft



THE DOMINGUEZ FILE

Flying Squirrels Debut:
 6/16/2011 vs. Binghamton

Last Team:
 Richmond Flying Squirrels

CAREER HIGHS:

Runs: ... 3 (x6).....last, 9/3/10 vs. DEL
 Hits: ... 4 (x4).....last, 8/31/10 vs. LVD
 HR: 25/29/10 vs. ASH
 RBI: 66/27/11 vs. HAR
 SB: 2 (x4).....last, 8/27/10 vs. WV

The slugging 25-year old made the jump to Double-A for the first time in June of 2011, and started off with a bang, driving in his first 14 games with the Squirrels. However, the league adjusted to him somewhat, and he struggled to a .214 average in the second half of the season. He ranks 16th among Giants' prospects heading into 2012, and boasts the most power in the system as well as the best arm for an infielder. He will almost certainly come back to Richmond to open the season, with the personal goal of showing that he can adjust to higher-level pitching. The question is, where he will play defensively. With his cannon-arm, third base would be ideal, but the Giants have tinkered with him at first base during his first taste of big league spring training this year, and according to Dominguez, he may also spend some time in right field. Wherever he lands defensively, the Louisville product needs a big year with the bat to end speculation that the Giants may move his power-arm to the mound.

2011

Split the season between San Jose (A+) and Richmond (AA) ... Batted .291 (75-258) with 11 HRs and 40 RBIs in 63 games with San Jose ... He batted .325 with 7 HRs and 20 RBIs in 30 home games, but batted .262 with 4 HRs and 20 RBIs in away games ... Promoted to Richmond on June 16th ... Flourished at the outset with 18 RBIs in his first 14 Double-A games, and was named Eastern League Hitter of the Week (6/20-6/27) ... Overall with Richmond, he batted .244 (72-295) with 7 HRs and 45 RBIs ... In July, batted .218 (24-110) with 3 HRs and 15 RBIs ... In August, he batted .257 (29-113) with 2 HRs and 13 RBIs ... Went 2-for-4 with a HR, 2B and 6 RBIs against Harrisburg on 6/27 ... Batted .241 (7-29) with 2 HRs and 6 RBIs in the postseason ... Was rated as the #15 prospect by BA heading into the season ... Also touted as being the best power hitter and possessing the best infield arm in the San Francisco system.

2010

Rated by Baseball America as the #18 prospect in the Giants' system and also as its best power hitter prior to the season ... Spent the entire season with low-A Augusta in the South Atlantic League ... Led the league in games played (137) and RBIs (101) ... Finished second in the SAL with 21 HRs and 57 extra-base hits ... 152 hits were 5th in the league ... Led the league in total bases (255) ... Named as both an SAL mid-season and postseason All-Star ... Hit .310 (85-274) while batting 3rd in the order, opposed to .228 (45-197) while hitting 4th.

2009

Opened first professional season in Arizona Rookie League, before joining Salem-Keizer (SS-A) after batting .306 in 9 games ... Appeared in 47 games with the Volcanoes, helping S-K to the Northwest League title ... Hit just .057 (1-17) in the postseason ... Tied for the team-lead with 9 HR (Ryan Cavan) ... Made 27 starts at third base, but also appeared in 11 games at first base.

AMATEUR

Played collegiately for the University of Louisville ... Helped the Cardinals to the 2007 College World Series ... Finished 2nd all-time in school history with 61 career home runs ... Notched 218 RBIs, a school record ... Was named 2009 Sporting News Preseason National Player of the Year ... Was touted as a 2009 Louisville Slugger Preseason All-American ... Named the Big East Conference Player of the Year following both his sophomore and junior seasons ... Belted a school record 25 HRs during his junior season ... Hit .345 with 25 HRs and 82 RBIs in his junior season ... Hit .365 with 21 HRs and 75 RBIs in his sophomore season ... Was draft eligible after his sophomore season and was selected by the Colorado Rockies in the 5th round of the 2008 draft (Did Not Sign) ... Was clocked in the mid-90s while serving as a relief pitcher.

PERSONAL & MISCELLANEOUS

Selected by the Giants in the 3rd round of the 2009 June draft ... Signed for \$411,300 ... Hails from Los Angeles, CA, but played high school ball at renowned Gulliver Prep High School in Coral Gables, FL.

DOMINGUEZ'S CAREER BATTING STATISTICS

Year	Team	League	ORG	AVG	G	AB	R	H	2B	3B	HR	RBI	BB	IBB	SO	SB	CS	OBP	SLG	OPS
2009	AZL Giants	AZL	SF	.306	9	36	8	11	2	0	2	8	3	0	9	1	0	.375	.528	.903
2009	Salem-Keizer	NOR	SF	.254	47	181	31	46	5	1	9	32	9	0	57	11	2	.298	.442	.740
2010	Augusta	SAL	SF	.272	137	559	85	152	32	4	21	101	35	3	133	14	7	.326	.456	.782
2011	San Jose	CAL	SF	.291	63	258	40	75	10	1	11	40	18	0	73	8	2	.337	.465	.802
2011	Richmond	EAS	SF	.244	78	295	35	72	22	2	7	45	9	0	78	1	5	.272	.403	.675
	Minor League Totals			.268	334	1329	199	356	71	8	50	226	74	3	350	35	16	.314	.446	.760

Organization

2012 Flying Squirrels

2011: In Review

History & Records

Eastern League

SF Giants

General Info

2012 MEDIA & INFORMATION GUIDE



23



2012 FLYING SQUIRRELS

Organization

2012 Flying Squirrels

2011: In Review

History & Records

Eastern League

SF Giants

General Info



Jake Dunning

RHP

Height/Weight: 6-4/188
 Bats/Throws: Right/Right
 Born: August 12th, 1988 in Forest Stewart, GA
 Resides: Forest Stewart, GA
 Acquired: Selected by the Giants in the 33rd Round
 2009 MLB June Draft



THE DUNNING FILE

Flying Squirrels Debut: N/A

Last Team: San Jose Giants

CAREER HIGHS:

IP (S):75/12/11 vs. LAN
 IP (R):3.27/8/10 @ TC
 H:85/5/11 @ VIS
 BB:44/29/11 vs. LKE
 SO:6 (x2)last, 5/12/11 vs. LAN

Dunning was a standout as a collegiate shortstop for Indiana, and the Giants selected him as such in the 33rd round of the 2009 draft. It didn't take long for San Francisco to determine that his future was on the mound however, converting him to the hill during his first professional season. In his second full-professional season and also second as a pitcher, he made 41 appearances for the San Jose Giants (7 starts) in 2011, where he compiled a 4.74 ERA. The numbers aren't the important thing for Dunning at this stage of his career, as San Francisco continues to hone his whip-like delivery. Due to his ceiling and a strong finish last season, the Giants tabbed him as a non-roster invitee to big league spring training for the first time prior to this season. Based upon his performance in the Cactus League, and the strides the Giants' top pitching instructors feel he's taken, he could push for a bullpen role with the Flying Squirrels to open the year.

2011

Posted a 6-3 record with a 4.74 ERA in 41 appearances, including seven (7) starts with Advanced-A San Jose ... Logged 76 innings (More than twice his previous career-high) of work and converted 10 saves in 11 chances ... Struck out 71 batters and issued 24 walks ... Allowed just one (1) earned run in 11 appearances from 7/31 through 9/2 ... Went 1-2 with 10 saves and a 3.07 ERA in the second half after going 5-1 with a 5.79 ERA in the first half.

2010

Went 1-0 with two (2) saves in three (3) chances and posted a 2.95 ERA in 18 appearances with Salem-Keizer (A-) ... Struck out 46 batters in 36.2 innings pitched ... Surrendered just eight (8) walks.

2009

Made professional debut with AZL Giants (R) ... Appeared in just one (1) game in the AZL, allowing two (2) hits and one (1) earned run in one inning of work.

PERSONAL & MISCELLANEOUS

Graduated from Clay (FL) High School ... Named first-team All-Conference and first-team All-County in each of his final two high school seasons ... Attended Florida Community College of Jacksonville and Indiana University ... Played shortstop and pitcher for FCCJ ... Transferred to Indiana for his junior season and batted .308 with 5 HRs and 45 RBIs in 57 games with the Hoosiers in 2009 ... First home run with IU was a grand slam ... Went 0-2 with one (1) save in six (6) relief appearances for the Hoosiers ... Helped Indiana capture its second Big Ten Tournament championship and was named to the All-Tournament team as a shortstop ... Selected by the Giants in the 33rd round of the 2009 June draft as a shortstop.

DUNNING'S CAREER PITCHING STATISTICS

Year	Team	League	ORG	W	L	PCT	ERA	G	GS	CG	SHO	SV	SVO	IP	H	R	ER	HR	HB	BB	SO	WP	AVG
2009	AZL Giants	AZL	SF	0	0	.000	9.00	1	0	0	0	0	0	1.0	2	1	1	0	0	1	2	0	.400
2010	Salem-Keizer	NOR	SF	1	0	1.000	2.95	18	0	0	2	3	36.2	30	15	12	2	2	8	46	4		.221
2011	San Jose	CAL	SF	6	3	.667	4.74	41	7	0	0	10	11	76.0	86	42	40	7	6	24	71	5	.294
Minor League Totals				7	3	.700	4.20	60	7	0	0	12	14	113.2	118	58	53	9	8	33	119	9	.272

2012 FLYING SQUIRRELS



Jacob Dunnington

RHP

Height/Weight: 6-2/160
 Bats/Throws: Left/Right
 Born: February 2nd, 1991 in Redmond, WA
 Resides: Redmond, WA
 Acquired: Signed by the Giants as a NDAF August 26th, 2009



THE DUNNINGTON FILE

Flying Squirrels Debut: N/A

Last Team: San Jose Giants

CAREER HIGHS:

IP (S): Has Never Started
 IP (R): 3 (x2)..... last, 5/19/11 vs. GVL
 H: 4 6/9/11 @ SAV
 BB: 4 (x2)..... last, 8/1/11 @ IE
 SO: 5 Many

Dunnington's is an improbable story that continues to get better each time he takes the mound. Unnoticed by both college and pro scouts as a high school senior, the right-hander signed an almost unheard of free agent contract as an 18-year old. After high school, he gained weight and velocity, and the way he has thrown in his first two professional seasons suggests he might eventually become one of the great underdog stories in the big leagues. He led relievers in the Arizona Rookie League in K:9 IP in his first season (14.33) and also topped the circuit in opposition batting average (.109). He backed up those results as he vaulted through Augusta (A) to San Jose (A+) in 2011. Through two seasons, he has limited the opposition to a .162 batting average and racked up 129 strikeouts in just 94 innings. He has been proving skeptics wrong at each turn, and he may have the chance to do so again in the Eastern League out of the Flying Squirrels' bullpen in 2012.

2011

Split his first full pro season between Low-A Augusta and Advanced-A San Jose ... Compiled a 3-3 record with a 3.77 ERA and one (1) save in two (2) chances in 32 appearances with the Greenjackets ... Struck out 53 batters and issued 32 walks in 43 innings with Augusta ... Tossed three (3) scoreless innings and recorded five (5) strikeouts vs. GVL on 5/19 ... Promoted to San Jose on 7/4 ... Posted a 2-1 record with a 2.82 ERA and one save (1) in two chances in 16 appearances with San Jose ... Struck out 31 batters and allowed 10 walks in 22.1 innings of work ... Limited California League hitters to a .167 average (13-78).

2010

Began his pro career with AZL Giants (R) ... Went 1-0 with three (3) saves in five (5) chances, and posted a sparkling 0.63 ERA in 17 appearances with AZL Giants ... Recorded 45 strikeouts and issued 15 walks in 28.2 innings pitched ... Limited opposing batters to a .109 average (10-92), which topped the circuit ... Also led the league in K:9 IP (14.33).

PERSONAL & MISCELLANEOUS

Graduated from Shelton High School in Olympia, WA ... Went undrafted following his senior season in high school ... Signed with the Giants as a non-drafted free agent out of high school in 2009.

DUNNINGTON'S CAREER PITCHING STATISTICS

Year	Team	League	ORG	W	L	PCT	ERA	G	GS	CG	SHO	SV	SVO	IP	H	R	ER	HR	HB	BB	SO	WP	AVG
2010	AZL Giants	AZL	SF	3	0	1.000	0.63	17	0	0	0	3	5	28.2	10	2	2	0	0	15	45	4	.109
2011	Augusta	SAL	SF	3	3	.500	3.77	32	0	0	0	1	2	43.0	29	23	18	1	2	32	53	1	.193
2011	San Jose	CAL	SF	2	1	.667	2.82	16	0	0	0	1	2	22.1	13	8	7	1	1	10	31	3	.167
Minor League Totals				8	4	.667	2.59	65	0	0	0	5	9	94.0	52	33	27	2	3	57	129	8	.162

Organization

2012 Flying Squirrels

2011: In Review

History & Records

Eastern League

Sf Giants

General Info

2012 MEDIA & INFORMATION GUIDE



25



2012 FLYING SQUIRRELS

Organization

2012 Flying Squirrels

2011: In Review

History & Records

Eastern League

SF Giants

General Info



Adam Duvall

3B

Height/Weight: 6-1/200
 Bats/Throws: Right/Right
 Born: September 4th, 1988 in Louisville, KY
 Resides: Louisville, KY
 Acquired: Selected by the Giants in the 11th Round 2010 MLB June Draft



THE DUVALL FILE

Flying Squirrels Debut: N/A

Last Team: Augusta GreenJackets

CAREER HIGHS:

Runs:..... 47/9/11 @ ASH
 Hits:.... 4 (x2).....last, 7/7/11 @ ASH
 HR: 26/4/11 @ ASH
 RBI:..... 4 (x4).....last, 8/17/11 @ GBO
 SB:..... 1 (x4).....last, 6/6/11 vs. CSC

Duvall blossomed in his first full-season, putting up an enormous offensive season with Augusta (A) in 2011. He tied for 5th in the South Atlantic League in home runs (22), and tied for 3rd in the loop in RBIs (87). And those totals came despite missing three weeks with a hamstring injury. The Giants and *Baseball America* took notice, as the 23-year old cracked the organization's top-30 prospects list for the first time heading into 2012. He has struggled defensively after switching from shortstop as an amateur to third base in the pros, but his bat can continue to carry him through the system as he works on those defensive issues. He is almost certainly ticketed for a level-jump to open the season in the California League with San Jose (A+). However, the corner-infield spots in Richmond are a foggy picture heading into the season, and continued production could propel the former Louisville Cardinal to the Eastern League to replace or pair with his former college teammate, Chris Dominguez, at some point during the season.

2011

Spent his first full pro season with Low-A Augusta... Batted .285 (123-431) with 22 HRs and 87 RBIs in 116 games with the GreenJackets ... Finished 3rd in the South Atlantic League in slugging percentage (.527) and tied for 3rd in RBIs (87) ... Led the GreenJackets in RBIs (87), total bases (227), slugging percentage (.527) and OPS (.912) ... Named to both mid-season and postseason SAL All-Star teams ... MVP of SAL All-Star Game ... Batted .417 (5-12) with a HR and four (4) RBIs in SAL playoffs as the GreenJackets fell in the Southern Division Championship Series.

2010

Made professional debut with Salem-Keizer (A-) ... Batted .245 (47-192) with four (4) HRs and 18 RBIs in 54 games with the Volcanoes.

PERSONAL & MISCELLANEOUS

Graduated from Butler (KY) High School ... All-Region honoree ... Attended Western Kentucky University, Chipola Junior College and the University of Louisville ... Helped Chipola JC reach the Junior College World Series... Named to Junior College World Series All-Tournament team... Named third-team All-Big East as a junior and second-team All-Big East as a senior... Helped Louisville win consecutive Big East regular season championships ... Teammate of Chris Dominguez at Louisville in 2009 ... Favorite movie is "Forrest Gump" ... Favorite cereal is Cheerios ... Favorite athlete is Derek Jeter ... Selected by the Giants in the 11th round of the 2010 June draft

DUVALL'S CAREER BATTING STATISTICS

Year	Team	League	ORG	AVG	G	AB	R	H	2B	3B	HR	RBI	BB	IBB	SO	SB	CS	OBP	SLG	OPS
2010	Salem-Keizer	NOR	SF	.245	54	192	30	47	10	1	4	18	14	0	45	2	3	.318	.370	.688
2011	Augusta	SAL	SF	.285	116	431	69	123	30	4	22	87	59	4	98	4	4	.385	.527	.912
Minor League Totals				.273	170	623	99	170	40	5	26	105	73	4	143	6	7	.365	.478	.843

2012 FLYING SQUIRRELS



Wendell Fairley

OF

Height/Weight: 6-2/196
 Bats/Throws: Left/Right
 Born: March 17th, 1988 in Lucedale, MS
 Resides: Lucedale, MS
 Acquired: Selected by the Giants in the 1st Round
 2007 MLB June Draft



THE FAIRLEY FILE

Flying Squirrels Debut:
7/2/2011 @ Reading

Last Team:
Richmond Flying Squirrels

CAREER HIGHS:

Runs:.....3.....7/23/11 vs. Harrisburg
 Hits:.....5.....6/12/10 vs. IE
 HR:.....1.....Many
 RBI:.....4 (x2).....last, 5/1/11 vs. LKE
 SB:.....2.....8/31/10 vs. IE

The 29th overall pick in the 2007 draft, Fairley had failed to deliver on his athletic promise over the first two seasons of his career. However, the former top-10 prospect in the Giants' system (#8 - 2008), reemerged with a strong offensive season with San Jose (A+) in 2010. Many other outfield prospects have joined the ranks since the time of Fairley's drafting though, and he has struggled to find a consistent spot on the organizational depth chart. Still just 24-years old, the Giants have a million dollars invested in the Mississippi native and will give him every opportunity to succeed. That included promoting him to Double-A for the first time in July of 2011. Once in Richmond, he helped the Flying Squirrels make a push for the wild-card spot in the Western Division, and acclimated nicely in left field. The Richmond outfield will once again be packed with prospects in 2012, but Fairley will certainly be in the mix to claim one of the corner spots on opening day.

2011

Split the season between San Jose (A+) and Richmond (AA) ...While with the Giants he batted .245 (51-208) with 2 HRs and 21 RBIs in 60 games ...In April he batted .328 (22-67) with seven (7) RBIs ...In May he batted .225 (18-80) with a HR and 12 RBIs in 22 games ... Promoted to Double-A for the first time on 7/1 ...With the Squirrels he batted .265 with seven (7) RBIs in 34 games ... In July he batted .311 (14-45) with six (6) RBIs ... In August he batted .220 (9-41) with two (2) RBIs ... Batted .391 (9-23) for Richmond in the postseason.

2010

Invited to big league spring training for the first time prior to the season ... Reached the Advanced-A level for the first time in his career and spent the entire season (115 games) with San Jose ... Served as San Jose's everyday left fielder, joining Francisco Peguero and Juan Perez in the outfield ... Hit a career-best .292 (114-391) ... Stole a career-high 10 bases after compiling just 9 over his first two professional seasons ... Helped San Jose to the California League title ... Appeared in six (6) games in the postseason, and notched 5 RBIs while batting .267 (5-14) ... Hit a home run in game three of the CLCS against Rancho Cucamonga in a game San Jose won, 12-7 ... Hit .307 (97-316) against right-handed pitchers, but just .227 (17-75) against lefties ... Hit .309 (64-207) after the All-Star break, including a robust month of July when he batted .389 (37-95).

2009

Spent his first full-season with low-A Augusta ... Hit .243 (84-345) with 20 2Bs, 3B, 3 HRs and 42 RBIs in 106 games for the Greenjackets ... Hit .311 (23-74) in the month of July, but did not top .245 mark in any other 5 months of the season ... Flourished with the bases loaded, batting .700 (7-10) with 3 2Bs and 14 RBIs ... Rated as the Giants' #12 prospect by *Baseball America* entering the season.

2008

Rated as the #8 prospect in the Giants' system by *Baseball America* ... Rated as the Best Athlete in the San Francisco chain entering the season by *Baseball America* ... Made professional debut in the Arizona Rookie League ... Batted .259 (50-193) with 2 HRs and 17 RBIs in 52 games.

PERSONAL & MISCELLANEOUS

Graduated from George County (Lucedale, MS) High School ... Was touted as the 40th-best pro prospect by *Baseball America* after his senior season ... Hit .538 for the season (49-91) with 13 2Bs, 3 3Bs, 9 HRs, 36 RBIs and 13 stolen bases ... Was also 9-2 with a 1.84 ERA as a pitcher ... Also excelled in football as a wide receiver and was recruited by Division I schools to play football in college ... Selected by the Giants with the final of four (4) first round picks, 29th overall ... Signed with the Giants prior to the deadline for \$1 million dollars.

FAIRLEY'S CAREER BATTING STATISTICS

Year	Team	League	ORG	AVG	G	AB	R	H	2B	3B	HR	RBI	BB	IBB	SO	SB	CS	OBP	SLG	OPS
2008	AZL Giants	AZL	SF	.259	52	193	39	50	5	2	2	17	26	0	37	7	3	.388	.337	.725
2009	Augusta	SAL	SF	.243	106	345	47	84	20	1	3	42	36	0	103	2	4	.323	.333	.656
2010	San Jose	CAL	SF	.292	115	391	42	114	15	1	1	46	29	1	86	10	6	.362	.343	.705
2011	San Jose	CAL	SF	.245	60	208	28	51	7	1	2	21	20	1	39	3	1	.329	.317	.646
2011	Richmond	EAS	SF	.265	34	98	11	26	3	2	0	7	8	0	27	2	2	.321	.337	.658
	Minor League Totals			.263	367	1235	167	325	50	7	8	133	119	2	292	24	16	.347	.334	.681

Organization

2012 Flying Squirrels

2011: In Review

History & Records
Eastern League

Sf Giants

General Info



2012 FLYING SQUIRRELS

Organization

2012 Flying Squirrels

2011: In Review

History & Records

Eastern League

SF Giants

General Info



Justin Fitzgerald

RHP

Height/Weight: 6-5/225
 Bats/Throws: Right/Right
 Born: March 3rd, 1986 in Santa Rosa, CA
 Resides: Santa Rosa, CA
 Acquired: Selected by the Giants in the 11th Round
 2008 MLB June Draft



THE FITZGERALD FILE

Flying Squirrels Debut:
4/9/2011 vs. New Britain

Last Team:
Richmond Flying Squirrels

CAREER HIGHS:

IP (S): 8 (x2).....last, 6/22/11 @ HAR
 IP (R):...5.2.....8/15/10 vs. MOD
 H:.....9 (x3).....5/8/11 vs. ALT
 BB:.....5 (x2).....last, 4/28/11 vs. TRN
 SO:.....11 (x2).....last, 7/27/11 @ ERI

Fitzgerald spent his first two seasons as a reliever before converting to the starting rotation for each of the last two. In that role, he has been a work-horse, including topping the Richmond staff following the departure of Eric Surkamp in 2011. Surkamp got the headlines and the big league call-up, but the 26-year old was just as important to the Flying Squirrels' success last season. He led the team in both starts (27) and innings pitched (146.1) during the regular season before clinching a divisional round sweep for Richmond in the Western Division Championship Series. His improvement has not gone unnoticed, and the Giants offered Fitzgerald an invitation to big league spring training for the first time in his career before this season. A lot rides on his Cactus League performance as he looks to parlay the audition into a place in San Francisco's long-term future. In the meantime, he should rejoin Surkamp in the Fresno rotation. He appears here on the off-chance that he struggles for the first time.

2011

Pitched the entire season with the Flying Squirrels ...Went 9-9 with a 3.51 ERA in 27 starts (Led the team) ...Struck out 111 batters and issued 55 walks in 146.1 IP ...Ranked 7th in the Eastern League in ERA (3.51) ...Tied for 2nd in games started (27) ...Named EL mid-season all-star ... Led Richmond in innings pitched (146.1) ...Finished 3rd on the team in strikeouts (111) ...Ranked 2nd in walks allowed (55) ...2nd on the team with nine (9) wins ...Went 1-0 with a 2.70 ERA in two playoff starts (13.1 IP) ... Finished off a three-game sweep of Harrisburg in the Western Division Championship Series with a win in game three.

2010

Spent entire third professional season with San Jose (A+) in the California League ... Made 25 starts after spending the first two (2) seasons of his professional career entirely as a reliever ... Finished 4th in the CL with an ERA of 3.45 ... Average against of .258 was third-best in the CL ... Was Giants' minor league Pitcher of the Month in April when he went 2-0 with a 0.95 ERA in 4 starts ... Won his first 5 decisions of the season ... 146 innings pitched was 90 more than his previous career-high of 56, which he tallied with Augusta in 2009 ... Started and won Game One of the California League Divisional Series against Modesto ... Started and won Game One of the California League Championship Series against Rancho Cucamonga ... Made three (3) postseason starts, posting a 2-0 record with an ERA of just 1.93, having allowed just four (4) earned runs in 18.2 innings of work ... Was named to the California League's mid-season All-Star team.

2009

Spent first full-season as a reliever with the Augusta Greenjackets (A) of the South Atlantic League ... Made 39 appearances in relief, logging a then career-high 56 innings of work ... Struck out 63 but walked 27 ... Recorded a 1.20 ERA in six July appearances ... 30.2 of his 56 total innings were logged in either the 7th or 8th innings.

2008

Pitched in both the Arizona Rookie League and the Northwest League during his first professional season ... Earned five (5) saves while with the Volcanoes in 14 appearances ... Drafted by the Giants in the 11th round of the 2008 June draft out of the University of California - Davis.

AMATEUR

Pitched four (4) seasons for UC-Davis ... Led the team with 20 relief appearances in his junior season (2007) ... Made just five (5) appearances in his sophomore season and was eventually granted a medical hardship year ... Made 15 relief appearances in his freshman season ... Earned first-team All-North Bay League and first-team All-Redwood Empire in both baseball and basketball in 2003-04 ... Compiled 9-0 record with a 1.80 ERA, fanning 95 in 79 innings as a high school senior ... Fired four shutouts, including a perfect game at the Adam Westcott Tournament ... Team finished with a school record 25-3 mark ... Averaged 17 points, 7 rebounds per game in basketball as a senior.

PERSONAL & MISCELLANEOUS

Born in Santa Rosa, CA ... Economics major at UC-Davis ... Parents are Patrick & Margaret Fitzgerald, both of whom were collegiate athletes ... Patrick played basketball at Hawaii-Hilo, Margaret played softball at Santa Rosa JC ... Grandfather, John Fitzgerald, played for the Pirates and Cardinals organizations.

FITZGERALD'S CAREER PITCHING STATISTICS

Year	Team	League	ORG	W	L	PCT	ERA	G	GS	CG	SHO	SV	SVO	IP	H	R	ER	HR	HB	BB	SO	WP	AVG
2008	AZL Giants	AZL	SF	0	0	.000	0.00	3	0	0	0	0	0	4.0	2	0	0	0	0	2	6	0	.143
2008	Salem-Keizer	NOR	SF	1	0	1.000	4.76	14	0	0	5	6	17.0	20	9	9	1	2	6	13	4	.313	
2009	Augusta	SAL	SF	2	2	.500	3.70	39	0	0	0	1	56.0	59	32	23	4	2	27	63	9	.262	
2010	San Jose	CAL	SF	10	6	.625	3.45	26	25	0	0	0	146.0	140	65	56	11	4	46	116	14	.258	
2011	Richmond	EAS	SF	9	9	.500	3.51	27	27	0	0	0	146.1	147	65	57	7	5	55	111	10	.267	
Minor League Totals				22	17	.564	3.53	109	52	0	0	5	7	369.1	368	171	145	23	13	136	309	37	.264

2012 FLYING SQUIRRELS



Austin Fleet

RHP

Height/Weight: 6-1/200
 Bats/Throws: Right/Right
 Born: April 17th, 1987 in Tulsa, OK
 Resides: Morgan City, LA
 Acquired: Selected by the Giants in the 16th Round 2010 MLB June Draft



THE FLEET FILE

Flying Squirrels Debut:
8/26/2011 @ Akron

Last Team:
Richmond Flying Squirrels

CAREER HIGHS:

IP (S): 6 (x2).....last, 4/28/11 @ HIC
 IP (R): 4.2 (x2)....last, 8/30/11 vs. NBR
 H:.....9.....4/21/11 vs. DEL
 BB:.....4.....5/10/11 vs. ROM
 SO: 8 (x2) ...last, 7/5/10 @ AZL (MIL)

Fleet was having a somewhat unremarkable season with Low-A Augusta when the Flying Squirrels ran out of arms towards the tail-end of the 2011 season. He and two other young hurlers were summoned to Richmond (AA) to fill the gaps as the Flying Squirrels pursued an Eastern League playoff spot. The former Coastal Carolina Chanticleer made the most of the opportunity, logging a 2.77 ERA over four relief appearances while showing great poise on the mound. The Giants took notice of his performance, and offered him a non-roster invitation to big league spring training prior to the 2012 season. In his first two spring outings, he showed the same moxy on the hill, and suddenly appears on the prospect radar. The 24-year old seemed headed for a slot with San Jose (A+) to open his third professional season, but his cameo with the Squirrels in 2011 and a strong showing in the Cactus League could entice the Giants to accelerate his development. Were that the case, he could appear out of the Richmond bullpen in 2012.

2011

Split the season between AZL Giants (R), Low-A Augusta and Richmond (AA) ... Compiled an 8-5 mark with a 4.32 ERA in 25 appearances, including eight (8) starts with the Greenjackets ... Struck out 48 batters and walked 24 in 66.2 innings pitched ... Placed on disabled list in May ... Made three (3) relief appearances with AZL Giants in late June before rejoining Augusta ... Went 1-0 with one (1) save while allowing no earned runs with AZL ... Promoted to Richmond on 8/26 ... Made four (4) appearances with the Flying Squirrels and posted a 0-0 record with one (1) save and a 2.77 ERA... Recorded six (6) strikeouts and two (2) walks in 13 innings of work with Richmond ... Worked 2.1 scoreless innings in two appearances in the 2011 Eastern League Playoffs.

2010

Began professional career with AZL Giants ... Went 6-3 with a 2.65 ERA in 12 appearances, including 11 starts ... Recorded 65 strikeouts and just eight (8) walks in 51 innings pitched ... Led the AZL in WHIP (0.98) ... Finished tied-2nd in wins (6) and 4th in ERA (2.65).

PERSONAL & MISCELLANEOUS

Graduated from Santa Fe High School in Edmond, OK ... Named to Oklahoma City All-Star team and the All-City Big Schools team in his senior season ... Attended Coastal Carolina University ... Went 22-9 with a 3.55 ERA and eight (8) saves in 76 career appearances, including 35 starts, for the Chanticleers ... Helped the Chanticleers go 25-0 in Big South conference play in his senior season (2010) ... Named Big South Conference Male Scholar-Athlete of the Year in 2009-10 ... Earned first-team Academic All-American honors from *ESPN The Magazine*/CoSIDA in 2010 ... Named to Big South All-Tournament Team as a junior in 2009 ... Graduated with a degree in business management in 2009 ... Originally selected by the Atlanta Braves in the 39th round of the June 2005 draft, but did not sign ... Selected by the Giants in the 16th round of the 2010 draft.

FLEET'S CAREER PITCHING STATISTICS

Year	Team	League	ORG	W	L	PCT	ERA	G	GS	CG	SHO	SV	SVO	IP	H	R	ER	HR	HB	BB	SO	WP	AVG
2010	AZL Giants	AZL	SF	6	3	.667	2.65	12	11	0	0	0	0	51.0	42	18	15	2	1	8	65	3	.222
2011	AZL Giants	AZL	SF	1	0	1.000	0.00	3	0	0	0	1	1	4.0	3	0	0	0	0	1	3	0	.200
2011	Augusta	SAL	SF	8	5	.615	4.32	25	8	0	0	0	0	66.2	72	40	32	5	3	24	48	4	280
2011	Richmond	EAS	SF	0	0	.000	2.77	4	0	0	0	1	1	13.0	11	4	4	0	0	2	6	0	.239
Minor League Totals				15	8	.652	3.41	44	19	0	0	2	3	134.2	128	62	51	7	4	35	122	7	.252

Organization

2012 Flying Squirrels

2011: In Review

History & Records

Eastern League

Sf Giants

General Info

2012 MEDIA & INFORMATION GUIDE



29



2012 FLYING SQUIRRELS

Organization

2012 Flying Squirrels

2011: In Review

History & Records

Eastern League

SF Giants

General Info



Jose Flores

INF

Height/Weight: 5-11/195
 Bats/Throws: Switch/Right
 Born: August 17th, 1987 in Aragua, VZ
 Resides: Aragua, VZ
 Acquired: Signed by the Giants as a NDF
 August 17th, 2003



THE FLORES FILE

Flying Squirrels Debut:
4/7/2011 vs. New Britain

Last Team:
San Jose Giants

CAREER HIGHS:

Runs... 3 (x5).....last, 7/21/10 vs. STK
 Hits... 4 (x6).....last, 7/23/11 vs. VIS
 HR:1.....Many
 RBI:5.....8/7/07 vs. SPO
 SB:2.....8/5/07 vs. SPO

Flores looked to be ready for the jump to Double-A in 2011 after posting career offensive highs across the board with San Jose (A+) in 2010. He also appeared at six different positions for the Giants that season, and that versatility combined with being a switch-hitter made him an attractive option with the 2011 Squirrels' unsettled opening day infield. He struggled with the bat however, and after hitting just .201 over 55 games with Richmond he was returned to San Jose where he spent the rest of the season. He wasn't able to replicate his success of 2010 upon his return to the California League, and hit .233 the rest of the way. Flores' versatility provides value to any team, but the infield picture in Richmond is much clearer at the outset of 2012 with Chris Dominguez slated to return at third base. Flores more than likely will need to start the year at San Jose and wait for an opportunity to become available in the River City due to promotion or injury.

2011

Split the season between Richmond (AA) and San Jose (A+) ... Batted .201 with 3 HRs and 19 RBIs in 55 games ... In home games he batted .227 (22-97) with 2 HRs and 13 RBIs ... In away games he batted .174 (16-92) with a HR and six (6) RBIs in 27 games ... With San Jose he later batted .233 (42-180) with 2 HRs and 21 RBIs in 52 games ... In July batted .303 (23-76) with 11 RBIs in 23 games ... In August he batted .182 (10-55) with a HR and six (6) RBIs in 15 games ... Went 4-4 with a double and RBI against VIS 7/23.

2010

Appeared in 96 games for San Jose (A+), splitting his time between six (6) different positions ... Made the most starts at 3B (29), but also saw time at 2B (14), SS (12), LF (4), RF (2) and 1B (1) ... Finished 3rd in the CAL batting race, hitting a career-high .331 (119-358) ... Posted career-highs across the board including; batting average (.331), games (96), at-bats (359), runs (58), hits (119), 2B (15), 3B (6), HR (6), RBI (54), SLG (.457), OBP (.381) ... Hit .353 (12-34), while appearing in all eight (8) postseason games for San Jose ... Added three (3) extra-base hits, five (5) RBIs and scored seven (7) runs during San Jose's run to the CAL title.

2009

Limited to just 18 appearances with Low-A Augusta in the South Atlantic League ... Hit .122 (6-49), but didn't make his first appearance of the season until 6/26.

2008

Saw time in 73 of 76 games for the short-season Salem-Keizer Volcanoes in the Northwest League ... Batted .300 (79-263), placing him 8th in the NWL ... Made 56 starts at 3B ... Hit .474 (9-19) in the postseason, helping the Volcanoes to the NWL title.

2007

Appeared in 45 games for short-season Salem-Keizer, spending the entire season with the Volcanoes.

PERSONAL & MISCELLANEOUS

Made American-debut in 2006 in the Arizona Rookie League ... Giants signed him on 8/17/03, his 16th birthday, the first day he was eligible to be signed ... Resides in Aragua, VZ.

FLORES' CAREER BATTING STATISTICS

Year	Team	League	ORG	AVG	G	AB	R	H	2B	3B	HR	RBI	BB	IBB	SO	SB	CS	OBP	SLG	OPS
2006	AZL Giants	SF		.289	34	128	19	37	1	0	1	21	7	0	14	4	1	.331	.320	.651
2007	Salem-Keizer	NOR	SF	.286	45	98	16	28	8	1	2	12	6	0	8	4	0	.330	.449	.779
2008	Salem-Keizer	NOR	SF	.300	73	263	40	79	13	1	1	32	40	0	60	3	3	.395	.369	.764
2009	Augusta	SAL	SF	.122	18	49	5	6	1	0	0	1	6	0	10	1	0	.218	.143	.361
2010	San Jose	CAL	SF	.331	96	359	58	119	15	6	6	54	25	1	41	9	6	.381	.457	.838
2011	Richmond	EAS	SF	.201	55	189	20	38	1	3	3	19	14	0	30	5	1	.263	.286	.549
2011	San Jose	CAL	SF	.233	52	180	23	42	9	0	2	21	25	0	35	0	0	.327	.317	.644
Minor League Totals				.276	373	1266	181	349	48	11	15	160	123	1	198	26	11	.344	.367	.710

2012 FLYING SQUIRRELS



Stephen Harrold

RHP

Height/Weight: 6-1/208
 Bats/Throws: Right/Right
 Born: March 12th, 1989 in Baynton Beach, FL
 Resides: Raleigh, NC
 Acquired: Selected by the Giants in the 12th Round 2010 MLB June Draft



THE HARROLD FILE

Flying Squirrels Debut: N/A

Last Team: San Jose Giants

CAREER HIGHS:

IP (S): Has Never Started
 IP (R): 3 5/9/11 vs. ROM
 H: 5 7/15/10 vs. BOI
 BB: 2 Many
 SO: 4 (x3) last 8/3/11 @ HD

A 12th round selection in the 2010 draft, the 23-year made big developmental strides in his first full-professional season in 2011. He started the year by limiting South Atlantic League hitters to an average of .200 over 38 appearances while racking up 16 saves, and closed it with 19 respectable outings at San Jose (A+). *Baseball America* rates his slider as the best in the Giants' system and slots him as the #25 prospect in the chain. It marks the first time Harrold has cracked the top-30. He didn't dominate the California League in the second half of 2011, but he did post a great showing in the Arizona Fall League following the season. The Giants were impressed enough with his overall year to invite him to his first big league spring training. A strong Cactus League could be enough to land Harrold on the Flying Squirrels' opening day roster. But whether that happens or not, the righty should be a bullpen option for Dave Machermer at some point during the season.

2011

Split season between Low-A Augusta and Advanced-A San Jose ... Went 4-3 with a 1.54 ERA and 16 saves in 18 chances with the Greenjackets ... Struck out 39 batters and walked 17 in 41 innings with the Greenjackets ... Limited South Atlantic League hitters to a .200 average (29-145) ... Did not allow an earned run in final 14 appearances with Augusta (13.2 IP) from 6/7 through 7/18 ... Named SAL Mid-Season All-Star ... Tied for 4th in the SAL in saves (16) ... Promoted to San Jose on 7/20 ... Posted a 1-0 mark with a 5.48 ERA and no saves in 19 appearances with San Jose ... Struck out 24 batters and walked 13 in 23 innings pitched ... Gave up a career-high five (5) earned runs in 0.2 IP vs. VIS on 7/25 ... Rated the 25th-best prospect in the Giants' system following the 2011 season.

2010

Began his pro career with AZL Giants (R) before earning a promotion to Salem-Keizer (A-) ... Went 1-0 and did not allow a run in four appearances with AZL Giants ... Promoted to Salem-Keizer on 7/5 ... Compiled a 1-1 record with a 2.78 ERA in 18 appearances with the Volcanoes ... Recorded seven (7) saves in eight opportunities with the Volcanoes ... Limited Northwest League hitters to a .202 average (17-84) ... Struck out 28 batters and walked five (5) in 22.2 IP ... Tied for 5th in NWL in saves (7).

PERSONAL & MISCELLANEOUS

Graduated from Leesville Road (NC) High School ... Named to All-Cap 7 conference team twice ... Named Cap 7 Conference Player-of-the-Year as a senior ... Attended UNC-Wilmington ... Recorded six (6) saves as a freshman and was named Louisville Slugger Freshman All-American (2008) ... Also named Ping Baseball Freshman All-American and to the CAA All-Freshman team ... Named a Cape Cod League All-Star while pitching for the Bourne Braves in 2009 ... Selected by the Giants in the 12th round of the 2010 June draft.

HARROLD'S CAREER PITCHING STATISTICS

Year	Team	League	ORG	W	L	PCT	ERA	G	GS	CG	SHO	SV	SVO	IP	H	R	ER	HR	HB	BB	SO	WP	AVG
2010	AZL Giants	AZL	SF	1	0	1.000	0.00	4	0	0	0	0	0	7.1	5	0	0	0	0	2	6	1	.200
2010	Salem-Keizer	NOR	SF	1	1	.500	2.78	18	0	0	0	7	8	22.2	17	8	7	2	0	5	28	0	.202
2011	Augusta	SAL	SF	4	3	.571	1.54	38	0	0	0	16	18	41.0	29	9	7	4	1	17	39	2	.200
2011	San Jose	CAL	SF	1	0	1.000	5.48	19	0	0	0	1	23.0	24	14	14	3	0	13	24	2	.261	
Minor League Totals				7	4	.636	2.68	79	0	0	0	23	27	94.0	75	31	28	9	1	37	97	5	.217

Organization

2012 Flying Squirrels

2011: In Review

History & Records

Eastern League

Sf Giants

General Info

2012 MEDIA & INFORMATION GUIDE



31



2012 FLYING SQUIRRELS

Organization

2012 Flying Squirrels

2011: In Review

History & Records

Eastern League

SF Giants

General Info



Chris Heston

RHP

Height/Weight: 6-4/185
 Bats/Throws: Right/Right
 Born: April 10th, 1988 in Palm Bay, FL
 Resides: Palm Bay, FL
 Acquired: Selected by the Giants in the 12th Round
 2009 MLB June Draft



THE HESTON FILE

Flying Squirrels Debut: N/A

Last Team: San Jose Giants

CAREER HIGHS:

IP (S):8.....Many
 IP (R):...3 (x2).....last: 8/25/09 vs AZL (MIL)
 H:.....11 (x2).....last: 5/27/11 vs. BAK
 BB:.....6.....7/18/11 vs. IE
 SO:.....9 (x2).....last: 8/15/11 @ LKE

Heston made the jump to the hitter-friendly California League with San Jose (A+) in his second-professional season, and posted phenomenal results. After an up-and-down year in 2010 with Augusta (A), the 23-year old led the circuit in ERA (3.16), while tying for 2nd in wins (12). As he has been throughout the first three years of his career, he was durable, logging 151 innings. He finished 2nd on the San Jose staff in innings pitched, falling just short of Craig Westcott (155.1) and placing just ahead of Kelvin Marte (147.2). That trio was the backbone of a Giants' team that advanced the California League playoffs. Barring a setback for any of the three in spring training, the three hurlers should all advance together to Richmond and form the top portion of the Flying Squirrels' starting rotation at the beginning of the season. It was a tight competition between the three for staff supremacy a season ago, and it will again be a battle to see which of the young arms tops the Richmond staff in 2012.

2011

Spent entire season with Advanced-A San Jose ...Went 12-4 with a 3.16 ERA in 24 starts ...Tossed a seven-inning complete game vs.Visalia on 7/24 ... Recorded 131 strikeouts and issued 40 walks in 151 innings pitched ... Held California League hitters to a .259 average (144-557) ... Led Cal League in ERA (3.16) ...Tied-2nd in circuit in wins (12) ... Finished 5th in opponents' average (.259) ... Named Cal League Pitcher-of-the-Week for May 9-16 ... Named Cal League Mid-Season All-Star ...Tossed seven scoreless innings and earned the win in lone postseason start for San Jose.

2010

Posted a 5-13 record with a 3.75 ERA in 26 starts with Low-A Augusta ...Struck out 124 batters and issued just 33 walks in 148.2 innings pitched ... Gave up career-high 11 earned runs @ Greenville on 5/20 ... Led South Atlantic League in losses (13) ... Finished 4th in league in innings pitched (148.2) ... Had a dreadful May in which he went 1-4 with an 8.07 ERA ... Fared much better in 2nd half with a 3-6 mark and a 2.56 ERA after the All-Star break after going 2-7 with a 5.32 ERA in the first half.

2009

Began his pro career with AZL Giants (R) ...Went 1-5 with a 4.11 ERA in 11 appearances, including six (6) starts, with AZL Giants ... Struck out 34 batters and walked 10 in 35 innings pitched ... Limited opposing batters to a .233 average (30-129).

PERSONAL & MISCELLANEOUS

Graduated from Bayside (FL) High School ...Attended Seminole Community College and East Carolina University ... Went 8-9 with a 4.76 ERA in 107.2 innings pitched in two seasons at Seminole Community College ... Named first-team All-Conference USA and Conference USA Newcomer-of-the-Year in 2009 ...Went 7-0 with a 4.15 ERA in 15 starts with East Carolina in 2009 ... Led Conference USA in strikeouts (88) in 2009 ... Selected by Minnesota in the 47th round of the 2007 June draft and by Washington in the 29th round of the 2008 June draft but did not sign ... Selected by the Giants in the 12th round of the 2009 June draft.

HESTON'S CAREER PITCHING STATISTICS

Year	Team	League	ORG	W	L	PCT	ERA	G	GS	CG	SHO	SV	SVO	IP	H	R	ER	HR	HB	BB	SO	WP	AVG
2009	AZL Giants	AZL	SF	1	5	.167	4.11	11	6	0	0	0	0	35.0	30	19	16	0	4	10	34	2	.233
2010	Augusta	SAL	SF	5	13	.278	3.75	26	26	1	0	0	0	148.2	161	83	62	6	9	33	124	12	.272
2011	San Jose	CAL	SF	12	4	.750	3.16	24	24	1	0	0	0	151.0	144	64	53	10	8	40	131	7	.259
Minor League Totals				18	22	.450	3.52	61	56	2	0	0	0	334.2	335	166	131	16	21	83	289	21	.262

2012 FLYING SQUIRRELS



Wes Hodges

1B

Height/Weight: 6-2/205
 Bats/Throws: Right/Right
 Born: September 14th, 1984 in Chattanooga, TN
 Resides: Atlanta, GA
 Acquired: Signed by Giants as a MLFA June 14th, 2011



THE HODGES FILE

Flying Squirrels Debut:
6/15/2011 vs. Binghamton

Last Team:
Richmond Flying Squirrels

CAREER HIGHS:

Runs: ... 4 (x3) ... last, 6/12/08 vs. NHM
 Hits: ... 4 (x5) ... last, 7/10/08 vs. BOW
 HR: ... 2 (x4) ... last, 7/16/11 @ BOW
 RBI: ... 7 ... 4/15/08 @ BOW
 SB: ... 2 ... 7/11/09 @ LOU

At one time, Hodges was considered the third basemen of the future for the Cleveland Indians, and checked in as a top-5 Indians' prospect (2008). However, injuries took their toll on Hodges' advancement, to the point that Cleveland cut ties with him last June. The Giants quickly snapped up the former Georgia Tech Yellow Jacket, and he became an impact bat in the middle of the Flying Squirrels' order during their run to the postseason. Giants' hitting instructors raved about the swing they saw from Hodges, and still believe he can get to the big leagues. Cleveland moved him from third base to first base a couple of years back, which is why he may again be Richmond-bound out of spring training. With Aubrey Huff, Brandon Belt and Brett Pill all in front of him at first base in the organization, Hodges might need to continue his comeback in the San Francisco system from The Diamond. That's just fine with Flying Squirrels' fans, who remember him fondly for delivering the home run that got Richmond to the 2011 playoffs.

2011

Started the season in the Cleveland Indians organization before being released in June and signing with the Giants ... Spent the first two-plus months of the year with the Columbus Clippers (AAA) ... Batted .219 with 2 HRs and 16 RBIs in 32 games ... In April batted .156 (7-45) with six (6) RBIs in 12 games ... In May batted .288 (17-59) with a HR and seven (7) RBIs in 17 games ... Released by the Indians 6/6 and signed with the Giants on 6/15 ... Assigned to the Squirrels on 6/15 ... Batted .279 (74-265) with 8 HRs and 34 RBIs in 74 games ... In July batted .356 (38-104) with 6 HRs and 16 RBIs in 29 games ... In August batted .222 (20-90) with a HR and 10 RBIs in 26 games ... Hit the game-winning home run on 9/5 @ Altoona that put the Flying Squirrels in the playoffs for the first time ... Hit .148 (4-27) during the postseason.

2010

Spent the entire season with Triple-A Columbus ... Hit .270 (133-493) with the Clippers with 15 HRs and 60 RBIs in 125 games ... Entered the season as the #27 ranked prospect in the Indians' chain ... Dropped from #12 in the rankings the year prior ... Added to the Indians' 40-man roster before the 2010 season (November, 2009).

2009

Entered the season rated by *Baseball America* as the #12 prospect in the Indians' chain ... Spent the majority of the season with Triple-A Columbus ... Limited to 86 games with Clippers due to wrist and shoulder injuries ... Hit .265 (88-332) with 5 HRs and 38 RBIs with the Clippers ... Also appeared in five (5) games with Low-A Lake County ... Landed on the disabled list on 5/15 when he broke a bone in his wrist sliding into second base ... Didn't return to Columbus until 7/3.

2008

Spent the entire season with Akron (AA) ... Named the Eastern League's Rookie of the Year ... Named an EL Mid-Season All-Star ... Selected to participate in the MLB Futures Game ... Participated in the Arizona Fall League following the season ... Was rated as the #4 prospect in the Cleveland system entering the season ... Joined in the Indians' top-5 prospects with 2011 Flying Squirrels' teammate Chuck Lofgren (#2).

PERSONAL & MISCELLANEOUS

Selected by the Indians in the 2nd round of the 2006 MLB June draft ... Signed for over-slot bonus of one million dollars ... Attended Georgia Tech ... Also selected by the Chicago White Sox in the 14th round of the 2003 draft but opted not to sign ... Broke the hamate bone in his left wrist in high school and taught himself to bat left-handed ... Hit .430 left-handed his senior year of high school.

HODGES' CAREER BATTING STATISTICS

Year	Team	League	ORG	AVG	G	AB	R	H	2B	3B	HR	RBI	BB	IBB	SO	SB	CS	OBP	SLG	OPS
2007	Kinston	CAR	CLE	.288	104	393	60	113	22	3	15	71	44	0	90	0	0	.367	.473	.840
2008	Akron	EAS	CLE	.290	133	504	70	146	29	3	18	97	52	4	105	3	1	.354	.466	.820
2009	Lake County	SAL	CLE	.400	5	10	1	4	2	0	0	2	2	0	1	0	1	.538	.600	1.138
2009	Columbus	INT	CLE	.265	86	332	33	88	24	0	5	38	19	1	64	8	5	.307	.383	.690
2010	Columbus	INT	CLE	.270	125	493	65	133	28	3	15	60	30	0	96	2	0	.308	.430	.738
2011	Columbus	INT	CLE	.219	32	114	12	25	6	0	2	16	7	0	31	0	0	.276	.325	.601
2011	Richmond	EAS	SF	.279	74	265	30	74	15	1	8	34	14	0	67	0	1	.316	.434	.750
Minor League Totals				.276	559	2111	271	583	126	10	63	318	168	5	454	13	8	.331	.435	.766

Organization

2012 Flying Squirrels

2011: In Review

History & Records

Eastern League

SF Giants

General Info

2012 MEDIA & INFORMATION GUIDE



33



2012 FLYING SQUIRRELS

Organization

2012 Flying Squirrels

2011: In Review

History & Records

Eastern League

SF Giants

General Info



Tommy Joseph

C

Height/Weight: 6-1/215
 Bats/Throws: Right/Right
 Born: July 16th, 1991 in Phoenix, AZ
 Resides: Phoenix, AZ
 Acquired: Selected by the Giants in the 2nd Round 2009 MLB June Draft



THE JOSEPH FILE

Flying Squirrels Debut: N/A

Last Team: San Jose Giants

CAREER HIGHS:

Runs: ... 3 (x3) last, 8/13/11 @ LAN
 Hits: ... 5 (x2) 8/13/11 @ LAN
 HR: ... 2 (x4) last, 9/3/11 vs. RC
 RBI: ... 6 7/16/11 vs. IE
 SB: ... 1 4/17/11 vs. IE

After a strong performance both offensively and defensively with San Jose (A+) in 2011, the 20-year old has climbed all the way to #2 on *Baseball America's* list of Giants' prospects. A catcher who was known primarily for his powerful bat, Joseph took immense defensive strides last season and led the California League by cutting down 37% of would-be basestealers. He has progressed rapidly since a sluggish pro debut in 2010, and has proven he can handle a pitching staff and call the game. He was invited to big league spring training where he turned heads in the Cactus League by belting two home runs in a lone game at Scottsdale Stadium in the first week of the spring. Buster Posey is the face of the San Francisco franchise and plays the same position, and there are also other strong catching prospects in the organization, but Joseph has the highest ceiling. The hope is he continues to develop, putting an eventual move to first base for Posey on the table. He'll catch everyday for Richmond in 2012 and team with Gary Brown to give the Flying Squirrels the top-two prospects in the system on opening day.

2011

Enjoyed banner season with Advanced-A San Jose ... Batted .270 (139-514) with 22 HRs and 95 RBIs in 127 games ... Had two 11-game hit streaks (5/31-6/13 and 6/27-7/8) ... Posted four multi-homer games ... Caught fire in second half with a .299 average, 16 HRs and 59 RBIs ... Batted .242 with 6 HRs and 36 RBIs in the first half ... Named California League Batter-of-the-Week for week of Aug. 8-15 ... Named Cal League postseason All-Star ... Batted .353 (6-17) with 2 HRs and eight (8) RBIs in the Cal League playoffs ... Ranked the #10 prospect in the San Francisco system entering the year and the #2 prospect following the season by *Baseball America* ... Named San Jose's Defensive Player of the Year following the season ... Led the Cal League by throwing out 37% of basestealers.

2010

Began his pro career with Low-A Augusta ... Batted .236 (103-436) with 16 HRs and 68 RBIs in 117 games with the Greenjackets ... Batted .260 with 10 HRs and 38 RBIs after the All-Star break after posting a .211 average with six (6) HRs and 30 RBIs before the break ... South Atlantic League Mid-Season All-Star selection ... Ranked as the Giants 10th-best prospect following the 2010 campaign by *Baseball America*.

2011

Graduated from Horizon (AZ) High School ... Batted .494 with 15 HRs and 36 RBIs in 37 games in his final high school season (2009) ... 2009 All-State selection ... Attended same high school as former Giants first-round pick Tim Alderson (Pittsburgh Pirates) ... Selected by the Giants in the second round of the 2009 June draft ... Received \$712,500 signing bonus.

JOSEPH'S CAREER BATTING STATISTICS

Year	Team	League	ORG	AVG	G	AB	R	H	2B	3B	HR	RBI	BB	IBB	SO	SB	CS	OBP	SLG	OPS
2010	Augusta	SAL	SF	.236	117	436	46	103	22	1	16	68	26	2	116	0	0	.290	.401	.691
2011	San Jose	CAL	SF	.270	127	514	80	139	33	2	22	95	29	0	102	1	0	.317	.471	.788
	Minor League Totals			.255	244	950	126	242	55	3	38	163	55	2	218	1	0	.304	.439	.743

2012 FLYING SQUIRRELS



Carter Jurica

INF

Height/Weight: 5-11/178
 Bats/Throws: Right/Right
 Born: September 23rd, 1988 in Houston, TX
 Resides: Katy, TX
 Acquired: Selected by the Giants in the 3rd Round
 2010 MLB June Draft



THE JURICA FILE

Flying Squirrels Debut: N/A

Last Team: San Jose Giants

CAREER HIGHS:

Runs: ... 3 (x2) last, 9/5/10 vs. EUG
 Hits: ... 4 (x2) last, 6/3/11 vs. VIS
 HR: 1 Many
 RBI: ... 4 (x3) last, 6/7/11 @ STK
 SB: 2 (x3) last, 5/10/11 vs. LAN

Jurica was somewhat of a surprise pick for the Giants when he was chosen out of Kansas State University in the 3rd round of the 2010 draft. A surprise due to the fact that San Francisco already had two high-profile shortstops amongst their top-prospects in Ehire Adrianza and Brandon Crawford. He made an underwhelming pro debut with Salem-Keizer in 2010 and dealt with an injury that cut his first full-season in half last year. Putting the 23-year old further under the radar was the fact that the Giants took Joe Panik, another middle-infielder, with their first pick in the 2011 draft. San Francisco likes Jurica's skill-set though, and before he was hurt last year he had been pushed to San Jose (A+) where he made a solid contribution. The middle-infield in Richmond seems to be set at the outset of the season, so Jurica should return to the California League to open the year. However, if he stays healthy and there is an opportunity, he could make his Double-A debut at some point during the year.

2011

Split his first full pro season between AZL Giants (R) and Advanced-A San Jose ... Batted .250 with four (4) homers and 23 RBIs in 55 games with San Jose ... Tallied four (4) hits vs. VIS on 6/3 ... Had seven-game hit streak (4/27-5/4) ... Placed on Disabled List on 6/12 ... Appeared in 14 games with AZL Giants in August in which he batted .224 with a HR and nine (9) RBIs ... Activated from DL with San Jose on 8/19 and played in 10 games during final two weeks of season ... Went hitless (0-3) in two playoff games with San Jose.

2010

Began his pro career with Salem-Keizer (A-) ... Batted .216 (51-236) with 4 HRs and 31 RBIs in 62 games with the Volcanoes ... Had first career 4-hit game vs. EVE on 7/21 ... Batted just .184 with 1 HR and seven (7) RBIs in road games compared to .246 average with 3 HRs and 24 RBIs in home contests.

PERSONAL & MISCELLANEOUS

Graduated from Katy (TX) High School ... Was a three-time All-District honoree and earned Texas 5A-District 18 Player-of-the-Year honors in 2007 ... Named to the All-Greater Houston team in 2006 and 2007 ... Named Louisville Slugger High School All-American in 2007 ... Attended Kansas State University ... Earned first-team All-Big 12 honors as a junior in 2010 ... Named to the All-Regional team in the 2010 NCAA Fayetteville (Ark.) regional ... Two-time Academic All-Big 12 selection ... Selected by the Giants in the third round of the 2010 June draft ... He is the son of George and Doris Jurica ... Has three brothers, Eric, Garrett and Clayton.

JURICA'S CAREER BATTING STATISTICS

Year	Team	League	ORG	AVG	G	AB	R	H	2B	3B	HR	RBI	BB	IBB	SO	SB	CS	OBP	SLG	OPS
2010	Salem-Keizer	NOR	SF	.216	62	236	23	51	7	3	4	31	18	0	47	10	3	.282	.322	.604
2011	AZL Giants	AZL	SF	.224	14	49	6	11	2	0	1	9	4	0	8	4	1	.316	.327	.643
2011	San Jose	CAL	SF	.250	55	180	36	45	12	0	4	23	25	0	44	5	2	.355	.383	.738
	Minor League Totals			.230	131	465	65	107	21	3	9	63	47	0	99	19	6	.315	.346	.661

Organization

2012 Flying Squirrels

2011: In Review

History & Records

Eastern League

Sf Giants

General Info

2012 MEDIA & INFORMATION GUIDE



35



2012 FLYING SQUIRRELS

Organization

2012 Flying Squirrels

2011: In Review

History & Records

Eastern League

SF Giants

General Info



Roger Kieschnick

OF

Height/Weight: 6-3/215
 Bats/Throws: Left/Right
 Born: January 21st, 1987 in Dallas, TX
 Resides: Dallas, TX
 Acquired: Selected by the Giants in the 3rd Round
 2008 MLB June Draft



THE KIESCHNICK FILE

Flying Squirrels Debut:
4/8/2010 @ Bowie

Last Team:
Richmond Flying Squirrels

CAREER HIGHS:

Runs: ... 3 (x2)last, 4/15/11 @ ALT
 Hits: 4last, 7/19/09 vs. BAK
 HR: 2 (x2)last, 5/12/10 vs. BOW
 RBI: 6last, 6/27/09 vs. STK
 SB: 2 (x2)last, 6/12/11 @ NH

Kieschnick continues to be considered one of the best athletes in the San Francisco system, and was added to the 40-man roster following the 2011 season. 2011 wasn't entirely the season that the Texan had hoped it would be, but it certainly pointed him back towards the track he was on in 2009. He was named the Flying Squirrels' Most Valuable Player, but was forced to sit out the end of the regular season and also the playoffs after lingering back trouble finally forced him to shut it down in August. When healthy, he has as high a ceiling as any prospect in the Giants' developmental system, but now 25, 2012 will be a big year for the big outfielder. Kieschnick reported healthy to big league spring training prior to the season, and the expectations are that he will open the season with Fresno (AAA). However, a physical setback in the Cactus League or early season struggles in Fresno could land *Baseball America's* #27 Giants' prospect back in Richmond for at least part of the season.

2011

With the Flying Squirrels the entire season ... Batted .255 (117-459) with 16 homers and 65 RBIs in 126 games ... Was named team's MVP for the season ... Named an Eastern League Mid-Season All-Star ... In May he batted .260 (27-104) with 3 HRs and 12 RBIs in 29 games ... In June he batted .319 (29-91) with 5 HRs and 22 RBIs in 24 games ... Went 2-4 with a triple, HR and three (3) RBIs @ REA on 5/20 ... Placed on the disabled list on 8/26 (back) and missed the rest of the regular season ... Added to Giants' 40-man roster following the season ... Listed as #27 prospect in San Francisco system following the season by *Baseball America*.

2010

Opened his 2nd professional season as the Flying Squirrels everyday right fielder ... Touted as the #7 prospect in the Giants' chain by *Baseball America* prior to the season ... Placed on the Disabled List with Back Spasms on 5/28 ... Overhauled offensive approach while on the DL ... Activated from the DL on 6/13 ... Placed back on the DL with Back Spasms on 7/4 ... Season ended when team doctors diagnosed a stress fracture in his lower back ... Clubbed two (2) of his four (4) total HRs on 5/12/10 against the Bowie Baysox at Prince George's Stadium ... Named the Giants' #14 prospect following the season.

2009

First professional season was spent entirely with San Jose (A+), as he helped the Giants to the California League title ... Second in the CAL in RBIs (110) and fifth in extra-base hits (68) ... Named a post-season and midseason CAL All-Star ... 23 home runs and 37 doubles led San Jose club and also the Giants' minor league chain as a whole ... Named CAL Batter of the Week in back-to-back weeks, (6/15-22, 6/22-29) ... Rated as the Giants' #14 prospect by *Baseball America* heading into the season... Led San Jose in games played (131), at-bats (517) and was second on the team with eight (8) triples.

PERSONAL & MISCELLANEOUS

Graduated from Rockwall (Rockwall, TX) High School ... Attended Texas Tech University ... Posted .305 average (67-220) with 47 runs, 15 doubles, three (3) triples, 17 home runs and 65 RBIs in 55 games for the Red Raiders ... Rated top position player in Texas by *Baseball America* ... Named All-Big 12 Conference performer in 2007... Led Team USA with 7 HRs in summer of 2007.

KIESCHNICK'S CAREER BATTING STATISTICS

Year	Team	League	ORG	AVG	G	AB	R	H	2B	3B	HR	RBI	BB	IBB	SO	SB	CS	OBP	SLG	OPS
2009	San Jose	CAL	SF	.296	131	517	86	153	37	8	23	110	36	2	130	9	1	.345	.532	.877
2010	Richmond	EAS	SF	.251	60	223	21	56	8	3	4	23	18	1	55	2	3	.305	.368	.673
2011	Richmond	EAS	SF	.255	126	459	71	117	22	5	16	65	34	1	121	13	7	.307	.429	.736
	Minor League Totals			.272	317	1199	178	326	67	16	43	198	88	4	306	24	11	.323	.462	.785

2012 FLYING SQUIRRELS



Tyler LaTorre

Height/Weight: 6-0/219
Bats/Throws: Left/Right
Born: April 22nd, 1983 in Santa Cruz, CA
Resides: Santa Cruz, CA
Acquired: Signed by Giants as a NDFAs May 29th, 2006



THE LATORRE FILE

Flying Squirrels Debut:
4/9/2010 @ Bowie

Last Team:
Fresno Grizzlies

CAREER HIGHS:

Runs:.....4.....8/31/07 vs. EUG
Hits:.....4.....8/31/07 vs. EUG
HR:.....1.....Many
RBI:.....3 (x2).....last, 8/24/11 vs. SAC
SB:.....1.....Many

LaTorre's value was on full display during the 2011 season when the Giants' catching corps was thrown into chaos with Buster Posey's season-ending injury. As he has throughout his career, LaTorre performed well when he got opportunities, batting .262 in 52 games with Fresno (AAA). 28-years old on opening day 2012, La Torre doesn't get the attention of many of the other catchers in the system, but he is a valuable asset to a pitching staff, and has proven that he can handle the bat. He stepped in to catch every day with the Flying Squirrels in 2010 after Jackson Williams was promoted to Triple-A. Behind the plate doesn't appear to be an area of need for Richmond at the outset of the season with Tommy Joseph and Johnny Monell expected to split the catching duties. LaTorre will more than likely open the year with the Grizzlies, but there is certainly a fair chance that he could return to the River City if the need arises at some point during the season.

2011

Split the season between Advanced-A San Jose and Triple-A Fresno ... Began the season with Fresno and batted .262 (28-107) with 4 HRs and 22 RBIs in 52 games with the Grizzlies ... Amassed a .288 (15-52) average with a HR and seven (7) RBIs before the All-Star break ... Hit .236 (13-55) with 3 HRs and 15 RBIs after the All-Star break ... Went 3-4 with a double and two (2) RBIs vs. Round Rock on 8/18 ... Placed on DL while with Fresno on 6/21 ... Joined San Jose on 7/5 ... Batted .263 (5-19) with three (3) RBIs in six (6) games with San Jose ... Promoted back to Fresno on 7/12 ... Batted .250 (14-56) with 3 HRs and 15 RBIs in 56 games after re-joining Fresno.

2010

Appeared in a career-high 81 games, taking over the starting catcher's job from Jackson Williams when he was promoted to Fresno on July 1st ... Hit .254 (31-122) prior to the All-Star break and .158 (21-133) after it ... Appeared in 11 games at 1B, the first time in his career he had played that position.

2009

Served as the backup to Jackson Williams in Double-A Connecticut and logged 181 at-bats ... Productive in limited time, he notched 24 RBIs, while posting an OBP of .368.

2008

Spent the early portion of the season behind Pablo Sandoval in Advanced-A San Jose before Sandoval made the move to the corner infield spots ... Again, saw inconsistent action, but produced steadily.

2007

Had best offensive season as a pro, batting .316 in 31 games for short-season Salem-Keizer ... Served as the backup behind Jackson Williams, a role he reprised in both 2009 and 2010.

PERSONAL & MISCELLANEOUS

Signed by the Giants as a non-drafted free agent on May 29th, 2006 ... Attended the University of California - Davis ... Graduated from Aptos (CA) High School.

LATORRE'S CAREER BATTING STATISTICS

Year	Team	League	ORG	AVG	G	AB	R	H	2B	3B	HR	RBI	BB	IBB	SO	SB	CS	OBP	SLG	OPS	
2006	Salem-Keizer	NOR	SF	.111	6	18	4	2	2	0	0	0	1	0	5	0	0	.158	.222	.380	
2006	AZL Giants	AZL	SF	.143	7	21	1	3	0	0	0	0	0	0	6	0	0	.143	.143	.286	
2006	San Jose	CAL	SF	.280	8	25	3	7	1	0	0	5	5	0	6	1	0	.400	.320	.720	
2007	Salem-Keizer	NOR	SF	.316	31	95	19	30	4	2	1	11	14	0	19	1	1	.404	.432	.836	
2008	San Jose	CAL	SF	.253	45	99	9	25	3	0	2	8	19	0	29	1	2	.373	.343	.716	
2009	Connecticut	EAS	SF	.265	69	181	27	48	10	1	1	24	29	4	35	1	2	.368	.348	.716	
2010	Richmond	EAS	SF	.204	81	255	27	52	13	1	2	20	36	1	76	0	3	.306	.286	.592	
2011	San Jose	CAL	SF	.263	6	19	4	5	2	0	0	3	3	0	3	0	0	.391	.368	.759	
2011	Fresno	PCL	SF	.262	52	107	13	28	7	0	4	22	10	1	23	1	0	.331	.439	.770	
Minor League Totals					.244	305	820	107	200	42	4	10	93	117	6	202	5	8	.341	.341	.683

Organization

2012 Flying Squirrels

2011: In Review

History & Records

Eastern League

Sf Giants

General Info

2012 MEDIA & INFORMATION GUIDE



37



2012 FLYING SQUIRRELS

Organization

2012 Flying Squirrels

2011: In Review

History & Records

Eastern League

SF Giants

General Info



Nick Liles

OF

Height/Weight: 6-0/165
 Bats/Throws: Right/Right
 Born: July 23rd, 1987 in Laurinburg, NC
 Resides: Moore County, NC
 Acquired: Selected by the Giants in the 7th Round
 2009 MLB June Draft



THE LILES FILE

Flying Squirrels Debut: N/A

Last Team: Fresno Grizzlies

CAREER HIGHS:

Runs: 3 (x6).....last, 4/15/11 vs.VIS
 Hits: 5.....4/15/11 vs.VIS
 HR: 1 (x2).....last, 7/28/11 vs.LAN
 RBI: 4.....7/17/11 vs.IE
 SB: 3 (x2).....last, 9/2/10 @LWD

The Giants originally drafted the speedster out of high school, but he elected to play collegiately at Western Carolina. Three years later, the Giants were able to grab him as a non-drafted free agent. He has been a hits machine since and followed up a sensational full-season debut in 2010 with another solid showing in 2011. Making the jump to San Jose (A+), his torrid start helped key the Giants' 51-win first half. He played extensively in left field for the Giants, but also appeared at four other positions. He also impressed during a cameo appearance with Fresno (AAA) in September. He doesn't hit for the power that would profile him to either corner-outfield position, but he makes consistent contact and his ability to change games with his legs makes up for it. It will once again be a crowded outfield in Richmond at the beginning of the year, but the back-to-back seasons that the 25-year old has put together should put him in the mix to grab a roster spot in Double-A for the first time in his career in 2012.

2011

Spent almost the entire season with San Jose (A+), but made a brief appearance with Fresno (AAA) to finish the season ... Batted .281 (81-288) with 2 HRs and 37 RBIs in 78 games with San Jose ... In April he batted .381 (24-63) nine (9) RBIs in 15 games ... In May he batted .263 (15-57) with a HR and nine (9) RBIs in 17 games ... Went 3-4 with a double, a HR and 2 RBIs @Visalia on 5/3 ... He batted .417 (5-12) with an RBI in three (3) games with the Fresno Grizzlies at the end of the season.

2010

Spent first full-season with low-A Augusta in the South Atlantic League ... Led the SAL with 162 hits, and finished 2nd in the loop with a .316 batting average ... Finished 3rd in the SAL in runs scored (86) ... Was Augusta's Player of the Month for June when he batted .375 (39-104) ... Batted .334 (130-389) vs. right-handed pitching316 average led the Green-Jackets and was 5th in the Giants' organization ... 130 of his 162 total hits were singles.

2009

Signed as a non-drafted free agent on June 19, 2009 ... Began professional career with AZL Giants in the Arizona Rookie League ... Hit .300 (42-140) in 34 games.

AMATEUR

Played collegiately at Western Carolina University ... For his career, Liles ranked tied for 8th in school history with 51 stolen bases, 9th in career hits with 264, and tied for 9th all-time with 52 career 2Bs ... Began his career as a third baseman, moving to second base during his sophomore season and eventually to the outfield during his junior year ... Second Team All-Southern Conference after sophomore season ... WCU single-season, school-record 269 at bats during sophomore season ... Drafted 2006 MLB Draft, 29th Round (pick 866) by the Giants (Did Not Sign) ... Led Scotland HS to the 2006 4A State Championship ... Had three hits in the championship game as the Scots defeated South Caldwell 10-5 and posted a 29-4 record for the season ... An IMPACT BASEBALL.com North Carolina Player of the Year candidate, batted .477 with 15 doubles, two home runs and 40 RBI ... Prior to his senior season, he was rated 18th by IMPACT BASEBALL.com on the North Carolina top 50 prospects ... As a junior, batted .357 with 19 RBI, 26 runs and six stolen bases ... A participant in the North Carolina State Games, Liles went 7-for-12 at the plate with a home run, double and triple. As a sophomore, he batted .359 with 37 runs scored and a .516 on-base percentage ... Led Scotland County to the 2004 and '05 M-SEC Conference Championship.

PERSONAL & MISCELLANEOUS

Full name is Steven Nicholas Liles but goes by Nick ... Son of Steve and Becky Liles

LILES' CAREER BATTING STATISTICS

Year	Team	League	ORG	AVG	G	AB	R	H	2B	3B	HR	RBI	BB	IBB	SO	SB	CS	OBP	SLG	OPS
2009	AZL Giants	AZL	SF	.300	34	140	20	42	8	1	0	19	4	0	15	14	1	.329	.371	.700
2010	Augusta	SAL	SF	.316	127	512	86	162	28	4	0	62	36	0	61	29	11	.361	.387	.748
2011	San Jose	CAL	SF	.281	78	288	30	81	16	2	2	37	17	0	38	6	0	.317	.372	.689
2011	Fresno	PCL	SF	.417	3	12	0	5	1	0	0	1	1	0	3	1	0	.462	.500	.962
	Minor League Totals			.305	242	952	136	290	53	7	2	119	58	0	117	50	12	.344	.381	.726

2012 FLYING SQUIRRELS



Mitch Lively

RHP

Height/Weight: 6-5/230
 Bats/Throws: Right/Right
 Born: September 7th, 1985 in Susanville, CA
 Resides: Susanville, CA
 Acquired: Signed by the Giants as a MLFA July 25th, 2008



THE LIVELY FILE

Flying Squirrels Debut:
4/12/2010 @ Altoona

Last Team:
Richmond Flying Squirrels

CAREER HIGHS:

IP (S): Has Never Started
 IP (R): 3 5/9/11 vs. ROM
 H: 5 7/15/10 vs. BOI
 BB: 2 Many
 SO: 4 (x2) last 8/3/11 @ HD

Originally a product of the Colorado Rockies' system, the big right-hander was released during his first professional season after an elbow-strain labeled him a "risk." The Giants scooped him up in the middle of the 2008 season, and he has bounced around the system since. That included opening and closing the 2010 season with the Flying Squirrels. However, that fluctuation may have ended with a tremendous year in 2011 that also finished in Richmond. The 26-year old dominated the California League over 38 appearances that included nine save opportunities. He finished the year as one of Richmond's top bullpen options during the post-season. The Giants took notice and invited him to big league spring training for the first time in his career. With marquee prospects Heath Hembree and Hector Correa heading for Fresno, the former collegiate punter will more than likely return to Richmond at the back-end of the bullpen at the outset of the season with a promotion possible if he continues to throw well.

2011

Split the season between Advanced-A San Jose and Richmond ... Began the season with San Jose and posted a 3-3 record with eight (8) saves and a 1.46 ERA in 38 appearances ... Went 0-2 with a 3.97 ERA in April (9 appearances) ... Went 3-1 with eight (8) saves and a 0.71 ERA in 29 appearances with San Jose after April ... Promoted to Richmond on 7/21 ... Compiled an 0-4 record with one (1) save and a 3.68 ERA in 18 appearances with the Flying Squirrels ... Tossed two (2) scoreless innings vs. HAR on 7/21 ... Went 0-1 with a 2.70 ERA in 10 home appearances with Richmond (13.1 IP) and 0-3 with one (1) save and a 5.19 ERA in 8 road appearances ... Pitched 3.1 scoreless innings in three (3) appearances in the Eastern League playoffs.

2010

Began the season with the Flying Squirrels, turning in three (3) scoreless appearances ... Was demoted to Augusta (A) on April 25th ... Made 24 appearances for the Greenjackets, posting an ERA of 4.89 ... Promoted back to Richmond on July 6th ... Made 20 appearances for the Flying Squirrels to finish the season, including notching three (3) saves ... Recorded a 3.71 ERA in 18 appearances following the All-Star break.

2009

Advanced to San Jose (A+) for the first time in career to open season and struggled in 16 relief outings ... A return to Augusta (A) didn't yield the sort of returns seen during his first stint with the Greenjackets in 2008 ... However, the Giants moved him to Double-A for the first time at the beginning of August and he flourished ... Allowed just two (2) earned runs in 25.2 innings of work out of the bullpen ... Held Eastern League hitters to an average of .193.

2008

Began season with San Angelo Colts in the independent United League ... Posted a 2.13 ERA with the Colts and was signed by the Giants on July 25th ... Made two appearances in the Arizona League (Rookie) before finishing the season with 10 sterling outings with Augusta.

PERSONAL & MISCELLANEOUS

Originally drafted by the Rockies in the 16th round of the 2007 June Draft ... Attended Sacramento State and served as the Hornets' closer ... Also served as the punter on SSU football team and was all-conference three times.

LIVELY'S CAREER PITCHING STATISTICS

Year	Team	League	ORG	W	L	PCT	ERA	G	GS	CG	SHO	SV	SVO	IP	H	R	ER	HR	HB	BB	SO	WP	AVG
2007	Casper Ghosts	PIO	COL	1	0	1.000	1.35	6	0	0	0	0	0	6.2	4	2	1	0	0	2	3	2	.182
2008	AZL Giants	AZL	SF	0	0	.000	0.00	2	0	0	0	0	0	2.2	1	0	0	0	0	0	4	0	.111
2008	Augusta	SAL	SF	1	0	1.000	1.42	10	0	0	0	0	0	12.2	11	5	2	0	0	6	18	3	.229
2009	San Jose Giants	CAL	SF	0	0	.000	5.23	16	0	0	0	0	0	20.2	25	13	12	6	0	15	20	2	.305
2009	Augusta	SAL	SF	0	0	.000	4.58	13	0	0	0	0	0	17.2	17	9	9	1	1	6	5	2	.258
2009	Connecticut	EAS	SF	3	0	1.000	0.70	14	0	0	0	1	1	25.2	17	3	2	0	0	9	18	0	.193
2010	Augusta	SAL	SF	4	2	.667	4.89	24	0	0	0	1	2	35.0	37	20	19	2	7	26	3	2	.280
2010	Richmond	EAS	SF	2	4	.333	3.90	23	0	0	0	3	3	32.1	32	17	14	1	0	18	25	2	.269
2011	San Jose	CAL	SF	3	3	.500	1.46	38	0	0	0	8	9	49.1	33	13	8	3	0	18	52	2	.190
2011	Richmond	EAS	SF	0	4	.000	3.68	18	0	0	0	1	2	22.0	23	12	9	0	0	9	19	0	.258
Minor League Totals				14	13	.519	3.04	164	0	0	0	14	17	224.2	200	94	76	13	3	90	190	16	.241

Organization

2012 Flying Squirrels

2011: In Review

History & Records

Eastern League

Sf Giants

General Info

2012 MEDIA & INFORMATION GUIDE



39



2012 FLYING SQUIRRELS

Organization

2012 Flying Squirrels

2011: In Review

History & Records

Eastern League

General Info



Chuck Lofgren

LHP/OF

Height/Weight: 6-3/190
 Bats/Throws: Left/Left
 Born: January 29th, 1986 in Redwood City, CA
 Resides: Burlingame, CA
 Acquired: Signed by the Giants as a MLFA December 14th, 2010



THE LOFGREN FILE

Flying Squirrels Debut:
7/23/2011 vs. Harrisburg

Last Team:
Richmond Flying Squirrels

CAREER HIGHS:

IP (S): 7.1 (x2).....last, 8/3/11 vs. NH
 IP (R):...5.1.....7/30/10 vs. OMA
 H:.....11 (x3).....last, 8/4/10 vs. REN
 BB:.....6 (x2).....last, 7/18/11 vs. REN
 SO:.....10.....8/3/06 vs. LYN

Lofgren was one of the top-pitching prospects in the Cleveland Indians' system for years, ranked by *Baseball America* as the #2 overall Cleveland prospect in both 2007 and 2008. However, his fast-track to the big leagues as a pitcher hit a wall in 2008, and never really got back on track. It appeared that Lofgren was heading towards retirement following the 2011 season, in which he helped the Flying Squirrels in their run to the Eastern League Championship Series. However, the Giants talked him into attempting to reinvent himself as an outfielder/first baseman, and try to take a different path to the big leagues. Lofgren was impressive with the bat in a couple of opportunities with Richmond last season. He hasn't handled a bat consistently since before his pro career began in 2004 though, and he is certainly an organizational wild-card at the moment. Don't expect Lofgren to be with the Squirrels on opening day, but don't be shocked if he joins the team at some point in 2012 either.

2011

Pitched for three different clubs in his first year in the Giants organization ... Opened the season with Advanced-A San Jose ... Posted a 2-0 record with one (1) save and a 3.68 ERA in 18 appearances, including two (2) starts with San Jose ... Struck out 24 batters and issued 15 walks in 29.1 innings pitched ... Promoted to Triple-A Fresno on 7/18 ... Made one (1) start with the Grizzlies and gave up five hits and five earned runs in three innings pitched ... Allowed six (6) walks and did not record a strikeout in lone start with Fresno ... Sent down to San Jose on 7/19 ... Promoted to Richmond on 7/21 ... Compiled a 3-2 mark with a 4.02 ERA in nine (9) starts with the Flying Squirrels ... Went 2-0 with a 0.73 ERA (1 ER/12.1 IP) in his first two starts with Richmond...Allowed four (4) earned runs in 2.1 innings pitched in lone playoff start with Richmond.

2010

Selected in the major league phase of the 2009 Rule V draft by the Milwaukee Brewers ... Didn't make the Brewers roster out of spring training, and would have been shipped back to the Cleveland Indians, but the two teams agreed on a deal that kept Lofgren with Milwaukee as the Brewers set pitcher Omer Aguirre to Cleveland ... Spent the entire season with Nashville (AAA) in the Milwaukee system, making 28 appearances (23 starts) ... Left-handers hit just .212 (31-146) against him, but right-handed batters hit .314 (112-357).

2009

Plummeted out of the top-30 Indians prospects prior to the season after being rated #2 by *Baseball America* entering the 2008 season ... Started the season well, making eight (8) starts for Akron (AA) and posting a 1-1 record with a 1.48 ERA ... Promoted to Triple-A for the first time, he spent the rest of the season with Triple-A Columbus, struggling to a record of 6-10 and an ERA of 5.31 over 17 starts ... Limited Eastern League hitters to an average of .160.

2008

Rated as the #2 prospect in the Indians' system entering the season by *Baseball America* ... Made first 13 appearances of the season as a starter, but after posting a 1-3 record and 5.95 ERA in those starts, he was moved to the bullpen for the first time in his career ... Made first career relief appearance on 7/9, tossing three (3) scoreless innings against Bowie ... Made two (2) more starts and 12 additional relief appearances the rest of the season ... Had a 9.72 ERA and conceded an average of .357 (50-140) on the road ... Had an 8.79 ERA in nine (9) August appearances.

2007

Led Indians' system in innings pitched (151.1) and strikeouts (130) ... Tied for 2nd in Cleveland chain with 12 wins ... Tied for 3rd in the Eastern League in strikeouts (123) and wins (12) ... Pitched for the U.S. team in the Futures Game at San Francisco's AT&T Park ... Rated as Cleveland's #2 prospect by *Baseball America* entering the season.

PERSONAL & MISCELLANEOUS

Originally selected by Cleveland in the 4th round of the 2004 June draft ... Attended Juniper Serra (CA) High School.

LOFGREN'S CAREER PITCHING STATISTICS

Year	Team	League	ORG	W	L	PCT	ERA	G	GS	CG	SHO	SV	SVO	IP	H	R	ER	HR	HB	BB	SO	WP	AVG
2004	Burlington	APP	CLE	0	0	0.00	6.04	9	9	0	0	0	0	22.1	25	16	15	4	2	13	23	2	.294
2005	Lake County	SAL	CLE	5	5	.500	2.81	18	18	0	0	0	0	93.0	73	31	29	6	9	43	89	8	.218
2006	Kinston	CAR	CLE	17	5	.773	2.32	25	25	1	0	0	0	139.2	108	51	36	5	8	54	125	7	.217
2007	Buffalo	INT	CLE	0	1	.000	10.80	1	1	0	0	0	0	5.0	7	6	6	1	0	3	7	0	.350
2007	Akron	EAS	CLE	12	7	.632	4.37	26	26	0	0	0	0	146.1	153	79	71	14	8	68	123	6	.270
2008	Akron	EAS	CLE	2	6	.250	5.99	28	15	0	0	0	0	85.2	93	59	57	9	7	52	72	7	.278
2009	Akron	EAS	CLE	3	1	.750	1.48	8	8	0	0	0	0	42.2	24	9	7	1	1	15	31	3	.160
2009	Columbus	INT	CLE	6	10	.375	5.31	17	17	0	0	0	0	98.1	94	63	58	15	6	33	62	5	.247
2010	Nashville	PCL	MIL	7	8	.467	5.19	28	23	0	0	0	0	131.2	143	85	76	24	6	75	91	11	.284
2011	San Jose	CAL	SF	2	0	1.000	3.68	18	2	0	0	1	1	29.1	21	12	12	3	0	15	24	2	.198
2011	Fresno	PCL	SF	0	1	.000	15.00	1	1	0	0	0	0	3.0	5	5	5	0	0	0	6	0	.417
2011	Richmond	EAS	SF	3	2	.600	4.02	9	9	0	0	0	0	47.0	43	23	21	5	3	25	36	4	.238
Minor League Totals				57	46	.553	4.19	188	154	1	0	1	1	844.0	789	439	393	87	50	402	683	55	.249

2012 FLYING SQUIRRELS



Ryan Lollis

OF

Height/Weight: 6-2/185
 Bats/Throws: Left/Left
 Born: December 16th, 1986 in Houston, TX
 Resides: Houston, TX
 Acquired: Selected by the Giants in the 37th Round
 2009 MLB June Draft



THE LOLLIS FILE

Flying Squirrels Debut:
 9/2/2011 @ Altoona

Last Team:
 Richmond Flying Squirrels

CAREER HIGHS:

Runs:.. 4 (x4).....last, 4/15/11 vs.VIS
 Hits:.. 4 (x3).....last, 4/15/11 vs.VIS
 HR: .. 1 (x7).....last, 7/9/11 vs.ASH
 RBI: .. 5.....7/9/11 vs.ASH
 SB: .. 1.....Many

Lollis was the victim of a numbers game at the beginning of the 2011 season, but got the chance to showcase his abilities at the end of the year. The 25-year old started in San Jose (A+) after a phenomenal year with Augusta (A) in 2010, but saw infrequent playing time and at-bats. He went back to Augusta and again displayed that he had surpassed that level. With the Flying Squirrels in desperate need of players at the end of the season, Lollis filled the void, coming up from the South Atlantic League. He more than held his own as the Squirrels battled for a wild-card spot, and then saw considerable time in the postseason. A gritty player who plays the game hard all the time, Lollis will again be troubled by highly-touted outfielders ahead of him. But with Gary Brown and others moving up to Richmond, he should have a spot in the San Jose outfield at the beginning of the season. And inevitable promotions or injuries through the season should give him another shot in Richmond at some point.

2011

Played for three different teams in the Giants' farm system ... Began the season with Advanced-A San Jose and batted .255 (13-51) with five (5) RBIs in 14 games with the Giants ... Went 4-6 with two (2) RBIs and three (3) runs scored vs. VIS on 4/15 ... Sent down to Low-A Augusta on 5/31 ... Batted .314 (93-286) with 2 HRs and 37 RBIs in 80 games with the Greenjackets ... Amassed a .343 average (47-137) with 14 RBIs in 38 home games ... Batted .289 (46-159) with 2 HRs and 23 RBIs in 42 road games ... Went 3-5 with a HR, a double and five (5) RBIs @ ASH on 7/9 ... Promoted to Richmond on 9/2 ... Batted .222 (2-9) in three (3) games with the Flying Squirrels ... Amassed a .273 average (3-11) with a double and one RBI in five (5) playoff games with Richmond.

2010

Spent the entire season with Low-A Augusta ... Batted .288 (112-389) with 3 HRs and 36 RBIs in 114 games with the Greenjackets ... Batted .301 with 2 HRs and 21 RBIs in 58 home games ... Compiled a .276 average with a HR and 15 RBIs in 56 road games ... Went 4-6 with two RBIs vs. WV on 8/26.

2009

Began his professional career with Short-Season A Salem-Keizer ... Batted .312 (62-199) with 2 HRs and 25 RBIs in 52 games with the Volcanoes ... Went 3-5 with a HR a triple, three RBIs and three runs scored vs. BOI on 6/26 ... Went 3-6 with two doubles and two RBIs @ YAK on 7/12 ... Went 3-4 with a HR @ SPO on 8/12 ... Finished 9th in the Northwest League in batting (.312).

PERSONAL & MISCELLANEOUS

Graduate of Houston Christian (TX) High School ... Named first-team All-State as a senior in 2005 ... Led Houston Christian to state championship in his final prep season ... Attended the University of Missouri ... Named to NCAA All-Regional team in 2007 and 2008 ... Named Honorable Mention All-Big 12 in 2008 ... Originally drafted by the Pittsburgh Pirates in the 20th round of the 2005 June draft but did not sign ... Also selected by the Detroit Tigers in the 20th round of the 2008 June draft, but did not sign ... Selected by the Giants in the 37th round of the 2009 June draft.

LOLLIS' CAREER BATTING STATISTICS

Year	Team	League	ORG	AVG	G	AB	R	H	2B	3B	HR	RBI	BB	IBB	SO	SB	CS	OBP	SLG	OPS	
2009	Salem-Keizer	NOR	SF	.312	52	199	31	62	9	3	2	25	20	0	24	1	5	.373	.417	.790	
2010	Augusta	SAL	SF	.288	114	389	52	112	9	9	3	36	32	1	55	8	2	.345	.380	.725	
2011	San Jose	CAL	SF	.255	14	51	12	13	2	0	0	5	4	0	9	0	0	.333	.294	.627	
2011	Augusta	SAL	SF	.314	80	296	45	93	22	2	2	37	39	0	47	10	5	.393	.422	.815	
2011	Richmond	EAS	SF	.222	3	9	1	2	0	0	0	1	0	0	1	0	0	.222	.222	.444	
Minor League Totals					.299	263	944	141	282	42	14	7	104	95	1	136	19	12	.365	.395	.760

Organization

2012 Flying Squirrels

2011: In Review

History & Records

Eastern League

SF Giants

General Info

2012 MEDIA & INFORMATION GUIDE



41



2012 FLYING SQUIRRELS

Organization

2012 Flying Squirrels

2011: In Review

History & Records

Eastern League

SF Giants

General Info



Ryan Lormand

INF

Height/Weight: 6-0/170
 Bats/Throws: Right/Right
 Born: October 30th, 1985 in Lafayette, LA
 Resides: Lafayette, LA
 Acquired: Selected by the Giants in the 26th Round
 2008 MLB June Draft



THE LORMAND FILE

Flying Squirrels Debut:
5/28/2010 vs. Bowie

Last Team:
Richmond Flying Squirrels

CAREER HIGHS:

Runs:.....34/29/09 vs. CSC
 Hits:.....4 (x2).....last, 8/5/08 vs. EUG
 HR:.....1 (x4).....last, 5/11/10 vs. MOD
 RBI:.....48/6/09 vs. VIS
 SB:.....2Many

When healthy, the 26-year old has provided great infield depth throughout the Giants' minor league system, including handling shortstop every day for the Squirrels during the second half of the 2010 season. The problem heading into 2012 is that he hasn't been healthy since the beginning of the 2011 season. A nagging elbow injury has held the former Houston Cougar back after it derailed his season a year ago. He still wasn't right at the beginning of spring training, and isn't expected to begin a throwing program until after camp breaks in early April. His services probably wouldn't have been required in Richmond at the outset of the season anyway, with the infield pretty much set. However, if Lormand can get his arm right, and it syncs up with other organizational injuries or promotions during the course of the season, he could certainly return to the River City at some point.

2011

Split the season between Fresno (AAA) and Richmond (AA) ... Started with the Grizzlies and batted .161 with three (3) RBIs in 26 games ... Against left-handed pitching he batted .200 (3-15) with two (2) RBIs ... Against right-handed pitching he batted .125 (2-16) with an RBI ... Next played for the Squirrels and batted .190 with 10 RBIs in 29 games ... In May he batted .130 (6-46) with four (4) RBIs ... In June he batted .257 (9-35) with five (5) RBIs.

2010

Opened the season with San Jose and enjoyed a solid beginning to the season, batting .304 (24-79) in 23 appearances ... Promoted to Fresno to help when injuries struck the Grizzlies infield ... Appeared in 14 games with Fresno, hitting .125 (3-24) ... Spent three (3) weeks with the Grizzlies before a one-game stopover with San Jose on 5/26 ... Was quickly promoted to Richmond on 5/28 when Nick Noonan went on the Disabled List with a hamstring injury ... Batted in every position in the order with the exception of 3rd ... Played four (4) different positions defensively: shortstop; second base; left field; center field ... His time in the outfield was his first as a professional ... Hit .389 (14-36) in nine (9) day games ... Was struck in the wrist by a pitch during the Flying Squirrels game on 8/8 @ Portland ... Missed five (5) games, but wasn't placed on the Disabled List.

2009

Split first full-season between Augusta (A) and San Jose ... Hit .288 (15-52) with the Greenjackets before he was promoted to San Jose on 5/19 ... Primarily played shortstop (57 AB) and served as the DH (51 AB) ... Also played second and third base.

2008

Opened his professional career with Salem-Keizer in the short-season Northwest League ... 3rd on the Volcanoes with 70 games played ... Appeared in 58 games at second base and 12 at shortstop ... Hit .357 (5-14) in the NWL playoffs as Volcanoes won title.

PERSONAL & MISCELLANEOUS

Selected by the Giants in the 26th round of the 2008 draft out of the University of Houston ... Also attended McLennan Community College ... Graduated from Midway (Waco, TX) High School.

LORMAND'S CAREER BATTING STATISTICS

Year	Team	League	ORG	AVG	G	AB	R	H	2B	3B	HR	RBI	BB	IBB	SO	SB	CS	OBP	SLG	OPS
2008	Salem-Keizer	NOR	SF	.235	70	247	40	58	12	2	2	29	26	1	33	12	2	.317	.324	.641
2009	Augusta	SAL	SF	.288	17	52	7	15	2	0	0	5	3	0	12	7	0	.321	.327	.648
2009	San Jose	CAL	SF	.233	50	159	25	37	10	3	1	15	12	0	34	6	1	.299	.352	.651
2010	Fresno	PCL	SF	.125	14	24	2	3	1	0	0	0	1	0	9	2	1	.160	.167	.327
2010	San Jose	CAL	SF	.304	23	79	16	24	4	0	1	7	11	0	14	8	1	.389	.392	.781
2010	Richmond	EAS	SF	.225	77	253	25	57	14	2	0	24	13	0	60	5	2	.267	.296	.563
2011	Fresno	PCL	SF	.161	26	31	2	5	0	0	0	3	1	0	12	3	1	.188	.161	.349
2011	Richmond	EAS	SF	.190	29	84	9	16	5	0	0	10	11	0	17	2	2	.284	.250	.534
	Minor League Totals			.231	306	929	126	215	48	7	4	93	78	1	191	45	10	.296	.311	.607

2012 FLYING SQUIRRELS



Jean Machi

RHP

Height/Weight: 6-0/160
 Bats/Throws: Right/Right
 Born: February 1st, 1983 in El Tigre, VZ
 Resides: El Tigre, VZ
 Acquired: Signed by the Giants as a MLFA 2011



THE MACHI FILE

Flying Squirrels Debut: N/A

Last Team: Fresno Grizzlies

CAREER HIGHS:

IP (S):88/17/08 vs. ALT
 IP (R): 4 (x3)last, 5/3/11 @ OAX
 H:136/4/05 vs. SJO
 BB:66/17/05 @ LAN
 SO:87/8/05 @ SJO

The 29-year old is a journeyman in every sense of the word. He will be entering his 13th professional season in 2012 with his fifth organization. The veteran right-hander is certainly capable of getting hitters out, and also has a proven track-record in the Eastern League. He signed with the Giants in 2011 to fill a need at Triple-A Fresno and had mixed results. That need may be in the Richmond bullpen in 2012 as a number of younger arms advance to the Pacific Coast League. Machi was an attendee of minor league spring training, and will more than likely work out of either the Fresno or Richmond bullpen at the beginning of the season.

2011

Split the season between Diablos Rojos del Mexico (Mexican League) and Triple-A Fresno ... Posted a 1-1 record with a 9.00 ERA three appearances with Fresno ... Pitched 2.1 scoreless innings @ TAC on 9/2/11 ... Compiled a 3-1 record with 15 saves and a 2.30 ERA in 48 appearances for Diablos Rojos.

2010

Spent the entire season with Triple-A Indianapolis ... Went 5-5 with 23 saves in 28 chances and a 3.92 ERA in 58 appearances.

2009

Split the season between Double-A Altoona and Triple-A Indianapolis ... Went 2-3 with six saves and a 2.08 ERA in 28 appearances with Altoona ... Posted a 1-1 record with six saves and a 2.12 ERA in 13 appearances with Indianapolis.

2008

Posted a 2-6 record with a 4.65 ERA and one save (1) in 21 appearances, including nine starts, with Double-A New Hampshire ... Tossed 6.1 scoreless innings vs. HAR on 8/12 ... Named Eastern League Pitcher-of-the-Week for the week of Aug. 11-18.

PERSONAL & MISCELLANEOUS

Originally signed with Philadelphia Phillies in 2000 ... Pitched in the Venezuelan Summer League for three seasons (2000-02) before making his domestic debut in the Gulf Coast League in 2002 ... Signed with the Tampa Bay Devil Rays in 2005 ... Advanced as high as Double-A Montgomery with Tampa ... Spent two seasons with Toronto (2007-08) and two with Pittsburgh (2009-2010) before joining the Giants in 2011.

MACHI'S CAREER PITCHING STATISTICS

Year	Team	League	ORG	W	L	PCT	ERA	G	GS	CG	SHO	SV	SVO	IP	H	R	ER	HR	HB	BB	SO	WP	AVG
2000	VSL Phillies/Tigers	VSL	PHI	2	2	.500	4.13	11	3	0	0	1	0	24.0	21	15	11	1	5	14	23	5	.241
2001	VSL Phillies/D. Rays	VSL	PHI	8	3	.727	2.86	14	7	1	0	2	0	56.2	40	23	18	0	0	30	56	0	.000
2002	VSL Phillies	VSL	PHI	2	0	1.000	0.00	11	0	0	0	7	0	11.2	5	0	0	0	2	3	13	0	.132
2002	GCL Phillies	GCL	PHI	2	0	1.000	1.00	10	2	0	0	1	0	27.0	11	4	3	0	1	16	22	2	.129
2003	Batavia	NYP	PHI	2	4	.333	4.78	8	8	0	0	0	0	32.0	30	21	17	1	7	13	19	2	.259
2004	VSL Phillies	VSL	PHI	2	2	.500	2.18	9	7	1	0	0	0	41.1	29	15	10	0	4	10	39	1	.195
2005	Visalia	CAL	TB	3	11	.214	6.03	31	14	0	0	3	4	97.0	113	76	65	8	10	58	106	16	.295
2005	Montgomery	SOU	TB	0	0	.000	\$4.00	1	0	0	0	0	0	0.2	4	4	4	1	0	1	0	0	.667
2006	Montgomery	SOU	TB	6	1	.857	2.64	49	0	0	0	16	21	71.2	68	25	21	2	4	37	68	6	.255
2007	New Hampshire	EAS	TOR	2	4	.333	3.53	48	0	0	0	2	4	81.2	68	35	32	8	3	24	56	5	.224
2008	New Hampshire	EAS	TOR	2	6	.250	4.65	21	9	0	0	1	1	69.2	74	37	36	3	3	40	51	1	.275
2009	Altoona	EAS	PIT	2	3	.400	2.08	28	0	0	0	6	7	34.2	28	12	8	2	0	13	25	5	.226
2009	Indianapolis	INT	PIT	1	1	.500	2.12	13	0	0	0	6	6	17.0	8	4	4	1	0	6	12	0	.148
2010	Indianapolis	INT	PIT	5	5	.500	3.92	58	0	0	0	23	28	59.2	51	29	26	6	2	32	58	5	.231
2011	Fresno	PCL	SF	1	1	.500	9.00	3	0	0	0	1	0	4.0	5	4	4	0	0	0	6	0	.294
Minor League Totals				40	43	.482	3.71	315	50	2	0	68	72	628.2	555	304	259	33	41	297	554	48	.262

Organization

2012 Flying Squirrels

2011: In Review

History & Records

Eastern League

Sf Giants

General Info

2012 MEDIA & INFORMATION GUIDE



43



2012 FLYING SQUIRRELS

Organization

2012 Flying Squirrels

2011: In Review

History & Records

Eastern League

SF Giants

General Info



Daryl Maday

RHP

Height/Weight: 6-2/225
 Bats/Throws: Right/Right
 Born: August 12th, 1985 in Bristol, WI
 Resides: Bristol, WI
 Acquired: Selected by the Giants in the 30th Round
 2006 MLB June Draft



THE MADAY FILE

Flying Squirrels Debut:
4/10/10 @ Bowie

Last Team:
Richmond Flying Squirrels

CAREER HIGHS:

IP (S):84/20/10 vs. NBR
 IP (R):78/6/09 vs. AKR
 H:116/24/10 vs. AKR
 BB:57/22/11 vs. HAR
 SO:9 (x2)9/11/08 vs. LAN

Maday has been one of the Flying Squirrels' staples over their first two seasons, seemingly throwing in every significant game. He started and won the first-ever game at The Diamond in 2010, was the club's opening day starter in 2011 and then started and won the team's first playoff game against Harrisburg. A tremendous first half in 2010 earned him his first shot at Triple-A, where he struggled. He got another chance in 2011 and again didn't post the results that he had hoped for. He was the first member of his draft class (2006) to ascend to Double-A in 2008, and has had plenty of success at the level. But now 26-years old, he finds himself at a career crossroads, trying to find a way to break through at the higher levels. Maday has plenty of supporters in the Giants' system and the immediate plan may be to try him in a relief role in Triple-A at the outset of the season. If he remains a starter or struggles in that role however, one of Richmond's fan-favorites may return to the River City.

2011

Split the season between Richmond and Triple-A Fresno ...Was the Flying Squirrels' opening day starter ...Went 4-10 with a 4.47 ERA in 25 appearances, including 19 starts, for the Flying Squirrels ...Tossed 6.2 scoreless innings vs. POR on 8/5 ...Started the first playoff game in franchise history and earned the win as the Flying Squirrels defeated Harrisburg 6-0 in ELWDCS Game 1 on 9/9 ...Went 1-1 with a 3.00 ERA in two (2) postseason starts ...Went 0-2 with a 7.07 ERA in three starts with Fresno.

2010

Started and won the inaugural game at The Diamond, twirling 5.2 shutout innings against the Reading Phillies on 4/15 ...Home opening victory was the first in a string of seven-consecutive winning decisions over his first nine (9) starts ... Allowed one (1) or fewer runs in seven (7) of his first (9) starts ...Was 8-5 with a 2.35 ERA before the All-Star break ... Named to the Eastern League's Western Division All-Star Team, but did not pitch after being promoted to Fresno ...Was named EL Pitcher of the Week 4/26-5/3 ... Promoted to Fresno on 7/3, marking his first advancement to the Triple-A level ... Struggled with the Grizzlies, posting a 1-4 record and 9.21 ERA ...Allowed 10 HR in seven (7) appearances ... Returned to Richmond on 8/4 ... Made his first appearance back with the Flying Squirrels on 8/6 @ Portland ... Made seven (7) relief appearances and two (2) starts to close the season ... Had a 1-3 record and 9.68 ERA in his final nine (9) appearances for the Squirrels.

2009

Led the Defenders with 25 starts and innings pitched (135.2) ... Made two (2) postseason starts and compiled an ERA of 6.75 ...Yielded an average against of .284 and compiled then career-highs in hits allowed (149), runs allowed (67) and earned runs allowed (64).

2008

Dominated with Augusta (A) to open the season, making 21 appearances (13 starts) and posting an ERA of 1.55 ... Sally League hitters managed just a .197 average against him ... Named a midseason SAL All-Star ... Promoted straight to Double-A where he struggled in four starts (8.35) ... Finished season with San Jose, where he had success (2.05) in four starts.

PERSONAL & MISCELLANEOUS

Originally drafted by the Milwaukee Brewers in the 43rd round of the 2003 draft, but did not sign ... Graduated from Wetsosha (WI) HS.

MADAY'S CAREER PITCHING STATISTICS

Year	Team	League	ORG	W	L	PCT	ERA	G	GS	CG	SHO	SV	SVO	IP	H	R	ER	HR	BB	SO	WP	AVG	
2007	Salem-Keizer	NOR	SF	5	2	.714	2.32	14	3	0	0	1	1	47.2	41	12	11	4	2	10	28	2	.258
2008	Augusta	SAL	SF	9	4	.692	1.55	21	13	0	0	0	0	104.2	74	20	18	3	3	23	92	4	.197
2008	Connecticut	EAS	SF	1	1	.500	8.35	4	3	0	0	0	0	18.1	31	17	17	2	0	8	11	1	.383
2008	San Jose	CAL	SF	3	0	1.000	2.05	4	4	0	0	0	0	22.0	20	6	5	1	3	5	27	3	.235
2009	Connecticut	EAS	SF	6	6	.500	4.25	25	25	1	0	0	0	135.2	149	67	64	10	7	44	67	9	.284
2010	Fresno	PCL	SF	1	4	.200	9.21	7	5	0	0	0	0	28.1	37	29	29	10	2	13	14	0	.314
2010	Richmond	EAS	SF	9	8	.529	3.47	25	18	0	0	1	1	114.0	121	48	44	7	4	33	70	2	.281
2011	Fresno	PCL	SF	0	2	.000	7.07	3	3	0	0	0	0	14.0	25	15	11	3	1	7	7	0	.379
2011	Richmond	EAS	SF	4	10	.286	4.47	25	19	0	0	1	1	116.2	124	61	58	14	5	39	92	12	.276
Minor League Totals				38	37	.507	3.88	128	93	1	0	3	3	596.1	622	275	257	54	27	182	408	33	.272

2012 FLYING SQUIRRELS



Michael Main

RHP

Height/Weight: 6-2/170
 Bats/Throws: Right/Right
 Born: December 14th, 1988 in Deland, FL
 Resides: Dabery, FL
 Acquired: Acquired by Giants in Trade with Texas (AL) July 1, 2010 (C Bengie Molina)



THE MAIN FILE

Flying Squirrels Debut:
7/3/2010 vs. Erie

Last Team:
San Jose Giants

CAREER HIGHS:

IP (S): ...7.1.....6/26/10 vs.VIS
 IP (R): ...3.1.....7/17/11 vs.IE
 H:.....10.....4/15/10 vs.SJO
 BB:.....6.....7/24/10 vs.BOW
 SO:.....9 (x2).....last, 6/9/10 vs.STK

The 23-year old has been in the spotlight since he was tabbed as the top 15-year old in the country by *Baseball America* in 2004. A first round pick of the Texas Rangers in 2007, the Giants grabbed him when they unloaded Bengie Molina to make room for Buster Posey in July, 2010. Main still possesses all the tools that consistently made him a top-prospect in the Rangers' chain throughout his development, but in order to continue his advancement he needs to shake injury problems that have followed him throughout his career. He struggled mightily in a brief stint with the Flying Squirrels after the trade in 2010, and then never really got on track while continuing to deal with injuries in 2011. He wound up spending the entire season with San Jose at the Advanced-A level where he had marked success before. He endured a disappointing campaign, posting a 6.84 ERA over 22 appearances - eight starts. If healthy out of spring training he may be asked to work through San Jose to get his development back on track in Richmond later in the season.

2011

Spent the entire season with Advanced-A San Jose ... Posted a 2-4 record with a 6.84 ERA in 22 appearances, including eight (8) starts ... Placed on DL on 4/23 and missed nearly two months of the season ... Struggled in the second half with a 2-4 record and 8.49 ERA in 19 appearances, including six starts after going 0-0 with a 0.79 ERA in three appearances (2 starts) in the first half ... Tossed five scoreless innings vs. BAK on 7/10.

2010

Tabbed as the #21 prospect in the Texas Rangers' system prior to the season by *Baseball America* ... Opened the season with Advanced-A Bakersfield in the California League ... Made 15 starts for the Blaze, compiling a 5-3 record and ERA of 3.45 ... Made two (2) starts against San Jose and received a no-decision on both occasions ... Promoted to Frisco (AA) on 6/30, but did not pitch before trade with San Francisco ... Acquired by the Giants along with Chris Ray in exchange for Bengie Molina on 7/1 ... Assigned to Richmond on 7/3 ... Struggled over five (5) appearances and four (4) starts to an 0-3 record and an ERA of 13.83 ... Allowed 21 hits and walked 14 over 13.2 innings of work ... Made final appearance of the season on 7/28 before being shut down for the year with a hip injury ... Sent to spring training facility in Scottsdale to rehab injury on 8/4.

2009

Rated as the #8 prospect in the Texas system by *Baseball America* prior to the season ... Spent the entire season with Bakersfield, making 14 appearances and 12 starts ... Logged an ERA of 6.83 ... Missed nearly three (3) months of the season with mononucleosis.

2008

#8 prospect for Texas according to BA prior to season ... Cracked rib sidelined him until June ... Opened season in AZL, but quickly moved to Clinton (A) where he made 10 starts for the Lumber Kings and sported an ERA of 2.58.

PERSONAL & MISCELLANEOUS

Named the top 15-year old in the country by BA in 2004 ... Attended Deland (FL) High School ... Was also a highly scouted center fielder in high school ... Originally selected in the 1st round (27th) by the Texas Rangers in the 2007 June draft ... Signed for \$1,237,500 ... Ranked as the 23rd best pro prospect entering the 2007 draft by BA.

MAIN'S CAREER PITCHING STATISTICS

Year	Team	League	ORG	W	L	PCT	ERA	G	GS	CG	SHO	SV	SVO	IP	H	R	ER	HR	HB	BB	SO	WP	AVG
2007	AZL Rangers	AZL	TEX	0	1	.000	1.42	5	5	0	0	0	0	12.2	9	2	2	1	0	6	16	2	.196
2007	Spokane	NOR	TEX	2	0	1.000	4.70	5	5	0	0	0	0	15.1	14	11	8	1	2	7	18	0	.237
2008	AZL Rangers	AZL	TEX	1	1	.500	3.38	3	3	0	0	0	0	13.1	9	8	5	1	0	5	15	0	.188
2008	Clinton	MID	TEX	2	2	.500	2.58	10	10	0	0	0	0	45.1	38	16	13	4	4	13	50	3	.228
2009	AZL Rangers	AZL	TEX	0	0	.000	0.00	2	2	0	0	0	0	3.0	3	0	0	0	0	0	5	0	.231
2009	Bakersfield	CAL	TEX	4	6	.400	6.83	14	12	0	0	0	0	58.0	72	48	44	9	5	37	49	4	.313
2010	Bakersfield	CAL	TEX	5	3	.625	3.45	15	15	1	1	0	0	91.1	87	47	35	14	7	21	72	7	.250
2010	Richmond	EAS	SF	0	3	.000	13.83	5	4	0	0	0	0	13.2	21	26	21	3	2	14	7	5	.362
2011	San Jose	CAL	SF	2	4	.333	6.84	22	8	0	0	0	0	52.2	62	45	40	11	6	36	46	11	.295
Minor League Totals				16	20	.444	4.95	81	64	1	1	0	0	305.1	315	203	168	44	26	139	278	32	.267

Organization

2012 Flying Squirrels

2011: In Review

History & Records

Eastern League

SF Giants

General Info

2012 MEDIA & INFORMATION GUIDE



45



2012 FLYING SQUIRRELS

Organization

2012 Flying Squirrels

2011: In Review

History & Records

Eastern League

SF Giants

General Info



Kelvin Marte

LHP

Height/Weight: 5-9/175
 Bats/Throws: Left/Left
 Born: November 24th, 1987 in Santo Domingo, DR
 Resides: Santo Domingo, DR
 Acquired: Signed by Giants as a NFA
 April 11th, 2007



THE MARTE FILE

Flying Squirrels Debut: N/A

Last Team: San Jose Giants

CAREER HIGHS:

IP (S):85/20/11 @ MOD
 IP (R):4.27/28/07 @ DSL (TOR)
 H:126/25/11 vs. STK
 BB:59/4/10 vs. VIS
 SO:77/31/07 vs. DSL (KC)

The Giants signed Marte as a 19-year old out of his native Dominican Republic in 2007 and then watched as he made a dazzling pro debut in the Dominican Summer League. Marte showcased pure stuff, which prompted San Francisco to bring him to the States to make his domestic debut the next year (2008). Sporadic injuries plagued him during his first three seasons in the U.S., and he failed to log more than 42.1 innings in a season between 2008 and 2010. However, in 2011 Marte finally was able to stay on the mound for the entire season, and while doing so racked up 12 wins and ranked 5th in the California League in ERA (3.57). The ability has always been there for the 24-year old, and with continued health, the Giants are hopeful that he can make a climb to the big leagues. He will more than likely make the next step as he opens the 2012 season as a member of the Flying Squirrels' starting rotation along with the other two pitchers from San Jose's 2011 big-three, Craig Westcott and Chris Heston.

2011

Spent the entire season with Advanced-A San Jose ... Compiled a 12-6 mark with a 3.47 ERA in 25 starts with San Jose ... Finished t-2nd in the California League in wins (12) and ranked fifth in ERA (3.47) ... Named Cal League Pitcher-of-the-Week for the week of June 6-13 ... Was selected to Cal League's Mid-Season All-Star team ... Went 0-1 with a 9.00 ERA in one postseason start.

2010

Pitched for three Giants farm clubs, AZL Giants (R), Low-A Augusta and Advanced-A San Jose ... Went 0-0 with a 3.52 ERA in six appearances with AZL Giants ... Posted a 1-0 mark with a 2.73 ERA in seven appearances, including four starts with Augusta ... Made one start with San Jose at the end of the season and allowed six earned runs in 3.2 IP.

2009

Went 1-1 with a 3.00 ERA in five starts with Low-A Augusta ... Tossed four scoreless innings vs. Bowling Green on 5/6 before landing on the DL for the remainder of the season.

PERSONAL & MISCELLANEOUS

Signed by the Giants as a non-drafted free agent on April 11th, 2007 ... Spent one year in the Dominican Summer League before making his domestic debut in 2008 with Salem-Keizer ... Dominated the DSL striking out 91 batters in 61 innings in 2007 ... Began his career as a reliever, but was converted to a starting role in 2008 ... For the first year or so of his career most publications and reference sites thought he was a right-handed pitcher, but he does indeed pitch left-handed.

MARTE'S CAREER PITCHING STATISTICS

Year	Team	League	ORG	W	L	PCT	ERA	G	GS	CG	SHO	SV	SVO	IP	H	R	ER	HR	HB	BB	SO	WP	AVG
2007	DSL Giants	DSL	SF	5	1	.833	1.62	28	0	0	0	3	5	61.0	36	12	11	3	0	14	91	7	.167
2008	Salem-Keizer	NOR	SF	0	0	.000	6.14	8	0	0	0	0	0	7.1	8	5	5	0	1	4	10	1	.308
2008	AZL Giants	AZL	SF	2	1	.667	1.78	8	7	0	0	0	0	35.1	26	12	7	0	1	10	31	2	.211
2009	Augusta	SAL	SF	1	1	.500	3.00	5	5	0	0	0	0	21.0	24	10	7	0	0	8	11	1	.279
2010	AZL Giants	AZL	SF	0	0	.000	3.52	6	0	0	0	0	0	7.2	10	5	3	0	0	2	9	0	.333
2010	Augusta	SAL	SF	1	0	1.000	2.73	7	4	0	0	0	0	26.1	24	8	8	1	0	7	16	3	.258
2010	San Jose	CAL	SF	0	0	.000	14.73	1	1	0	0	0	0	3.2	6	6	6	0	1	5	3	1	.462
2011	San Jose	CAL	SF	12	6	.667	3.47	25	25	0	0	0	0	147.2	158	67	57	11	6	47	84	8	.280
Minor League Totals				21	9	.700	3.02	88	42	0	0	3	5	310.0	292	125	104	15	9	97	255	23	.254

2012 FLYING SQUIRRELS



Josh Mazzola

1B

Height/Weight: 6-2/195
 Bats/Throws: Right/Right
 Born: April 10th, 1986 in San Diego, CA
 Resides: Santee, CA
 Acquired: Signed by Giants as a NDFA
 June 13th, 2008



THE MAZZOLA FILE

Flying Squirrels Debut: N/A

Last Team: Augusta GreenJackets

CAREER HIGHS:

Runs:.....48/1/08 @ AZL (OAK)
 Hits:....4 (x2).....last, 8/12/11 @ LEX
 HR:26/25/09 vs. ROM
 RBI:.....4 (x2).....last, 6/25/09 vs. ROM
 SB:1Many

The non-drafted free agent out of Missouri State University was speeding through the lower-levels of the minor leagues, having posted sensational seasons in both 2008 and 2009. In fact, many thought he might even ascend to Richmond during the Flying Squirrels' inaugural season in 2010. But three games into the 2010 season with San Jose (A+) his year was lost due to a shoulder injury. He has been trying to get back on track ever since, including spending the entire year with Augusta (A) last year, struggling to find the same success he did when he dominated the level two years prior. The 25-year old has lost some time, but when right shows great power from the right-side of the plate. He started to put it back together in the second half of 2011, and should open the year in San Jose. He'll have to hit his way through the California League, but it certainly isn't out of the question that he will make his Double-A debut in Richmond before the season is out.

2011

Spent the season with Low-A Augusta ... Batted .259 (100-386) with 13 HRs and 50 RBIs in 104 games with the GreenJackets ... Had a productive second half with a .294 average with 9 HRs and 32 RBIs after posting just a .222 average with 4 HRs and 18 RBIs in the first half ...Went 4-4 with a double, two RBIs and two runs scored @LEX on 8/12 ... Missed final week and a half of season due to hand injury.

2010

Missed remainder of season after he suffered a shoulder injury in the third game of the year with Advanced-A San Jose.

2009

Enjoyed a banner season in his first full year of pro ball with Low-A Augusta ... Batted .284 with 16 homers and 96 RBIs in 130 games with the GreenJackets ...Went 4-5 and hit game-winning HR vs. ROM on 9/7 ... Led South Atlantic League in RBIs (96) and finished 3rd in the circuit in total bases (223) ... Named SAL Postseason All-Star at 1B.

2008

Batted .324 (55-170) with 5 HRs and 35 RBIs in 47 games with AZL Giants (R) ... Finished 4th in the AZL in total bases (93) and t-4th in doubles (15) ... Ranked 7th in the league in batting average (.324).

PERSONAL & MISCELLANEOUS

Graduate of Santana (CA) High School ...Attended Grossmont Community College and Missouri State University ... Two-time first-team All-Pacific Coast Conference at Grossmont ... Named Louisville Slugger National Player-of-the-Week for week of May 5, 2008 ... Named to Missouri Valley Conference Scholar-Athlete first team in 2008 ... Signed by the Giants as a non-drafted free agent.

MAZZOLA'S CAREER BATTING STATISTICS

Year	Team	League	ORG	AVG	G	AB	R	H	2B	3B	HR	RBI	BB	IBB	SO	SB	CS	OBP	SLG	OPS
2008	AZL Giants	SF		.324	47	170	42	55	15	4	5	35	14	0	39	3	3	.394	.547	.941
2009	Augusta	SAL	SF	.284	130	490	72	139	30	3	16	96	37	0	124	5	1	.347	.455	.802
2010	San Jose	CAL	SF	.273	3	11	1	3	0	1	0	2	1	0	2	0	1	.333	.455	.788
2011	Augusta	SAL	SF	.259	104	386	52	100	22	2	13	50	42	3	90	8	3	.342	.427	.769
	Minor League Totals			.281	284	1057	167	297	67	10	34	183	94	3	255	16	8	.353	.460	.812

Organization

2012 Flying Squirrels

2011: In Review

History & Records Eastern League

Sf Giants

General Info

2012 MEDIA & INFORMATION GUIDE



47



2012 FLYING SQUIRRELS

Organization

2012 Flying Squirrels

2011: In Review

History & Records

Eastern League

SF Giants

General Info



Johnny Monell

Height/Weight: 5-11/205
 Bats/Throws: Left/Right
 Born: March 27th, 1986 in Bronx, NY
 Resides: Bronx, NY
 Acquired: Selected by Giants in the 30th Round 2007 MLB June Draft



THE MONELL FILE

Flying Squirrels Debut:
4/7/2011 vs. New Britain

Last Team:
Richmond Flying Squirrels

CAREER HIGHS:

Runs:.....47/21/10 vs. STK
 Hits:....4 (x4).....5/12/11 vs. HAR
 HR:....2 (x3).....last, 5/25/11 vs. ERI
 RBI:.....5...8/23/07 vs. AZL (CHI-N)
 SB:.....28/7/09 vs. CSC

Monell made his Double-A debut with the Flying Squirrels in 2011, and spent the bulk of the season as Richmond's primary catcher. He struggled defensively at times, but was a consistent offensive contributor during the regular season. He has always shined the brightest when the stakes are the highest, and 2011 was no exception as he was easily the team's most productive player in the post-season, hitting .478 in five playoff games. 2012 will be a big year for the 26-year old as Tommy Joseph has nearly caught up to him on the Giants' developmental ladder. With a top-heavy group of catchers in the system, where Monell opens the season will likely depend on whether or not Hector Sanchez makes the big league roster. In one scenario, Monell shares the catching duties at Triple-A Fresno. In another, he returns to the River City and spells Joseph behind the plate while lending his potent bat to the Flying Squirrels' lineup as the designated hitter on days when he isn't catching.

2011

Spent the entire season with Richmond ... Batted .249 (96-386) with 10 HRs and 49 RBIs in 119 games with the Flying Squirrels ... Led the club and established a new franchise-record with 48 BBs ... Named an Eastern League Mid-Season All-Star ... Posted a .478 average (11-23) with five (5) RBIs in Eastern League Playoffs as Richmond advanced to the ELCS ... Coined the phrase "Defend the Nest" which became a mantra at The Diamond during the Flying Squirrels playoff run.

2010

Tabbed by *Baseball America* as the #22 prospect in the Giants' chain prior to the season ... Promoted to Advanced-A for the first time in his career and spent nearly the entire season with San Jose ... Saw action in a career-high 120 games ... Appeared in five (5) games with Fresno at the end of August and beginning of September (.200 - 3-15) ... Combined between the two stops he posted career-highs across the offensive board including: games played (120), at-bats (436), runs (66), hits (118), 2Bs (26), 3Bs (5), HRs (19), RBIs (71), walks (48), strikeouts (105) and stolen bases (12) ... 19 HRs led San Jose, and his 70 RBIs were 2nd on the club ... Hit three (3) HRs during the Giants championship series win over Rancho Cucamonga ... Was named CLCS MOP ... Was named CAL Batter of the Week 7/26-8/2.

2009

Spent first full-season entirely with Augusta (A) where he appeared in 91 games ... Batted .273 (80-293) with the GreenJackets, a number he matched in 2010 ... Led the South Atlantic League by throwing out 42% (36-86) of would be base stealers ... Received an invitation to big league spring training prior to the season ... At conclusion of season he played winter ball for Gigantes de Carolina in the Puerto Rican League and hit .242 (8-33) ... Played entire season for 2011 Flying Squirrels' skipper Dave Machemer; then in his first season with Augusta.

2008

Batted .296 (60-203) with six (6) HRs and 35 RBIs in 54 games between AZL Giants and short-season Salem-Keizer ... Was transferred to S-K on 7/15 after hitting .405 (17-42) in 11 games with AZL Giants ... Hit .267 (43-161) in 43 contests with the Volcanoes.

PERSONAL & MISCELLANEOUS

Giants originally drafted him in the 27th round of the 2005 June draft out of Christopher Columbus (Bronx, NY) High School, but he did not sign ... Drafted by the New York Mets in the 49th round of the 2006 June draft, but did not sign ... Attended Seminole (FL) Community College ... Drafted by the Giants for a second time in the 30th round of the 2007 draft ... Father Johnny Sr. played professionally in the New York Mets' chain reaching as high as Triple-A with Tidewater in 1990 ... Johnny Sr., who was primarily an outfielder, later played professionally in Taiwan and many other independent leagues ... His career ended in 2001 with Atlantic City in the independent Atlantic League.

MONELL'S CAREER BATTING STATISTICS

Year	Team	League	ORG	AVG	G	AB	R	H	2B	3B	HR	RBI	BB	IBB	SO	SB	CS	OBP	SLG	OPS
2007	AZL Giants	AZL	SF	.240	28	75	11	18	3	1	3	19	15	0	16	3	4	.376	.427	.803
2008	AZL Giants	AZL	SF	.405	11	42	13	17	7	0	1	10	4	0	5	3	0	.479	.643	1.122
2008	Salem-Keizer Volcanoes	NOR	SF	.267	43	161	21	43	17	0	5	25	11	0	36	1	2	.330	.466	.796
2009	Augusta GreenJackets	SAL	SF	.273	91	293	46	80	21	0	8	44	33	0	45	4	1	.355	.427	.782
2010	Fresno Grizzlies	PCL	SF	.200	5	15	0	3	1	1	0	1	2	0	4	0	0	.294	.400	.694
2010	San Jose Giants	CAL	SF	.273	115	421	66	115	25	4	19	70	48	1	105	12	3	.350	.487	.837
2011	Richmond	EAS	SF	.249	119	386	46	96	24	1	10	49	48	2	93	0	3	.334	.394	.728
	Minor League Totals			.267	412	1393	203	372	98	7	46	218	161	3	304	23	13	.349	.447	.796

2012 FLYING SQUIRRELS



Nick Noonan

INF

Height/Weight: 6-0/180
 Bats/Throws: Left/Right
 Born: May 4th, 1989 in Poway, CA
 Resides: San Diego, CA
 Acquired: Selected by Giants in the 1st (S) Round
 2007 MLB June Draft



THE NOONAN FILE

Flying Squirrels Debut:
4/8/2010 @ Bowie

Last Team:
San Jose Giants

CAREER HIGHS:

Runs... 3 (x5).....last 8/8/10
 Hits... 5.....8/1/10 vs. ALT
 HR... 1.....Many
 RBI... 5.....4/19/08 vs. GRE
 SB... 2 (x5).....last 8/9/09 vs. RC

After selecting Noonan with the 32nd overall pick in the 2007 draft, the Giants aggressively pushed him through the lower-levels of the system. Early on, that was a successful approach, and he made his Double-A debut as one of the youngest players in the Eastern League (20) in 2010. He struggled for the first time in his career that season, and was also severely limited by a nagging hamstring injury. In the meantime, his draft-mate Charlie Culberson caught up to him developmentally at second base. Noonan shifted back to his original position of shortstop for 2011 and teamed with Culberson in the middle of the Richmond infield, but again had trouble with the bat, eventually landing back in San Jose (A+) to end the year. San Francisco still has tremendous belief in his abilities, and nearly a million reasons to give him chances to succeed. The question at the beginning of 2012 is where the 22-year old will land on opening day with Ehre Adrianza expected to handle shortstop and either Culberson or Ryan Cavan at second base in Richmond.

2011

Played for three different teams in San Francisco's farm system ... Joined Richmond from Extended Spring Training on 4/21 ... Batted .212 with 3 HRs and 25 RBIs in 71 games with the Flying Squirrels ... Went 3-4 with two (2) doubles and two (2) RBIs vs. HAR on 5/13 ... Promoted to Triple-A Fresno on 7/18 ... Posted a .297 batting average (11-37) with a HR and four (4) RBIs in 13 games with Grizzlies ... Had three (3) multi-hit games with Fresno ... Sent down to Advanced-A San Jose on 8/2 ... Batted .246 with a HR and 16 RBIs in 28 games with San Jose ... Went 3-6 with two (2) doubles and one (1) RBI @ LKE on 8/17.

2010

Opened the season as the youngest Flying Squirrels' regular at 20-years old ... Placed on the Disabled List with a hamstring injury on 5/28 ... Activated from the DL on 6/15 ... Placed back on DL with aggravation of previous hamstring injury retroactive to 6/19 on 6/23 ... Activated from DL on 7/4 ... Hit .249 (48-193) before the All-Star break and .223 (40-179) after ... Tabbed as the #11 prospect in the Giants' system by *Baseball America* prior to the season ... Was invited to big league spring training by the Giants prior to the season ... Appeared in 11 Cactus League games, batting .286 (4-14) with a 3B and an RBI.

2009

Won a title with San Jose (A+), spending the entire season with the Advanced-A affiliate ... Played in a career-high 124 games ... Established a career-high for runs scored (82) ... Hit .250 (7-28) during Giants postseason run to CAL title.

2008

Won South Atlantic League championship while spending first full-season entirely with Augusta (A) ... Logged career-high 499 at-bats ... Hit .333 (6-18) in playoffs, including a HR and five (5) RBIs ... Named the Giants' #6 prospect by BA entering the season.

2007

Signed for \$915,750 after being selected with the 32nd overall pick in June draft (1st Supplemental Round) ... Made a splash by collecting 40 RBIs in 52 games while hitting .316 in the Arizona League (Rookie) ... Named an AZL All-Star.

PERSONAL & MISCELLANEOUS

Graduated from Francis Parker (San Diego, CA) High School ... Ranked as the 41st-best pro prospect by *Baseball America* after his senior season, posting career prep average of .505 with 32 HRs, 156 RBIs and 105 stolen bases in 110 attempts.

NOONAN'S CAREER BATTING STATISTICS

Year	Team	League	ORG	AVG	G	AB	R	H	2B	3B	HR	RBI	BB	IBB	SO	SB	CS	OBP	SLG	OPS
2007	AZL Giants	AZL	SF	.316	52	206	33	65	11	4	3	40	12	0	20	18	3	.357	.451	.808
2008	Augusta	SAL	SF	.279	119	499	79	139	27	7	9	68	23	0	98	29	4	.315	.415	.730
2009	San Jose	CAL	SF	.259	124	459	82	119	26	8	7	64	48	1	97	9	5	.330	.397	.727
2010	Richmond	EAS	SF	.237	101	372	43	88	12	2	3	26	22	2	74	7	3	.280	.304	.584
2011	Richmond	EAS	SF	.212	71	260	28	55	11	0	3	25	33	5	60	2	2	.303	.288	.591
2011	Fresno	PCL	SF	.297	13	37	6	11	0	0	1	4	4	0	2	1	0	.366	.378	.744
2011	San Jose	CAL	SF	.246	28	122	14	30	6	1	1	16	12	0	18	1	2	.311	.336	.647
	Minor League Totals			.259	508	1955	285	507	93	22	27	243	154	8	369	67	19	.316	.371	.686

Organization

2012 Flying Squirrels

2011: In Review

History & Records

Eastern League

SF Giants

General Info

2012 MEDIA & INFORMATION GUIDE



49



2012 FLYING SQUIRRELS

Organization

2012 Flying Squirrels

2011: In Review

History & Records

Eastern League

SF Giants

General Info



Jarrett Parker

DF

Height/Weight: 6-3/190
 Bats/Throws: Left/Left
 Born: January 1st, 1989 in Fort Belvoir, VA
 Resides: Stafford, VA
 Acquired: Selected by Giants in the 2nd Round
 2010 MLB June Draft



THE PARKER FILE

Flying Squirrels Debut: N/A

Last Team: San Jose Giants

CAREER HIGHS:

Runs:.. 3 (x4).....last, 6/26/11 vs. STK
 Hits:.. 3 (x5).....last, 8/6/11 @ HD
 HR: 1 Many
 RBI:..... 3 (x4).....last, 6/26/11 vs. STK
 SB:..... 2 (x2).....last, 6/25 vs. STK

The Giants were aggressive with their second round pick from the 2010 draft, placing him at the Advanced-A level to make his professional debut. The thinking being that Parker was already a fairly polished product having played at the University of Virginia. His first season with San Jose (A+) was solid if not spectacular, as he displayed impressive plate discipline (74 BBs) at times, but also easily topped the club in strikeouts (144). He certainly wasn't overwhelmed by the level of pitching, but also didn't dominate it. That is why it is unclear heading into 2012 where Parker will be on opening day. At 23, the Giants would certainly love to see him advance rapidly. At the same time, they don't want to push their #15 rated prospect too quickly. With a good spring, he could return to his home state and flank Gary Brown in right field in Richmond as he did last year in the California League. However, additional seasoning in San Jose may also be in the offing. Either way, the former Cavalier should be a Flying Squirrel at some point during the year.

2011

Made his professional debut with Advanced-A San Jose ... Batted .253 (123-486) with 13 HRs and 61 RBIs in 127 games with San Jose ... Went 3-5 with one (1) HR, three (3) RBIs and three (3) runs scored vs. STK on 6/26 ... Compiled a .273 batting average with 5 HRs and 33 RBIs in the first half ... Hit .234 with 8 HRs and 28 RBIs in the second half.

PERSONAL & MISCELLANEOUS

Graduate of Colonial Forge (VA) High School ... Named first-team All-Commonwealth District and second-team All-State as a senior (2007) ... Holds 14 school records at Colonial Forge including home runs (21), runs scored (67), slugging percentage (1.053), on-base percentage (.613) and single-season RBIs (32) ... Attended the University of Virginia ... Named Academic All-ACC as a freshman in 2008 ... Enjoyed breakthrough season as a sophomore in 2009 ... Batted .355 with a team-high 16 homers to help lead UVA to 2009 College World Series ... Named first-team All-ACC, second-team All-American (Baseball America) and first-team All-American (Rivals.com) ... Named second-team All-ACC and to the Charlottesville Regional All-Tournament Team as a Jr. in 2010.

PARKER'S CAREER BATTING STATISTICS

Year	Team	League	ORG	AVG	G	AB	R	H	2B	3B	HR	RBI	BB	IBB	SO	SB	CS	OBP	SLG	OPS
2011	San Jose Giants	CAL	SF	.253	127	486	81	123	25	3	13	61	74	1	144	20	5	.360	.397	.757
	Minor League Totals			.253	127	486	81	123	25	3	13	61	74	1	144	20	5	.360	.397	.757



2012 FLYING SQUIRRELS



Francisco Peguero

OF

Height/Weight: 6-0/190
 Bats/Throws: Right/Right
 Born: June 1st, 1988 in Nigua, DR
 Resides: Nigua, DR
 Acquired: Signed by Giants as a NDFAs August 8th, 2005



THE PEGUERO FILE

Flying Squirrels Debut:
6/23/2011 @ Harrisburg

Last Team:
Richmond Flying Squirrels

CAREER HIGHS:

Runs:..... 4 (x2).....last, 7/27/07 vs. DSL (NY)
 Hits:..... 4.....Many
 HR:..... 1.....Many
 RBI:..... 4.....Many
 SB:..... 3 (x4).....last, 4/15/10 vs. BAK

A knee injury and ensuing arthroscopic surgery cost Peguero the first two months of the 2011 season, but he made up for lost time upon his return. He tuned up by feasting on California League pitching for a couple of weeks and then hit .309 (88-285) over the final 71 games of the season with Richmond. The knee was noticeably troublesome at times, but seemed to progress as the season went along, and Peguero became a candidate for a September call-up from the Giants. While that didn't happen, Peguero now rates as the #5 prospect in the system, considered a five-tool talent by *Baseball America*. A member of the Giants' 40-man roster, Peguero is expected to advance to Triple-A Fresno to open the 2012 season, with a potential big-league arrival later in the year. He appears here on the chance he struggles mightily against more advanced pitchers in Fresno or the Giants decide to let him get his motor running in the Eastern League for awhile at the beginning of the year.

2011

Split the season between Advanced-A San Jose and Richmond ... Joined San Jose from Extended Spring Training on 6/2 ... Batted .324 (22-68) with 2 HRs and nine (9) RBIs in 16 games with San Jose ... Went 4-5 vs. VIS on 6/3 ... Went 3-4 with a double, a HR and four (4) RBIs @ MOD on 6/11 ... Promoted to Richmond on 6/23 ... Batted .309 (88-285) with five (5) HRs and 37 RBIs in 71 games with the Flying Squirrels ... Amassed a .331 average with 2 HRs and 19 RBIs in 34 home games ... Hit .292 with 3 HRs and 18 RBIs in 37 road games ... Went 3-5 with a double, a homer and three (3) RBIs @ REA on 7/1 ... Blasted a walk-off grand slam vs. TRN on 7/5 ... Went 4-4 with a triple and an RBI on 8/6 ... Batted .323 (10-31) with three (3) RBIs in the EL Playoffs.

2010

Rated as the #10 prospect in the Giants' system prior to the season by *Baseball America* ... Named a CAL postseason All-Star ... Named MVP of the CAL playoffs, hitting .350 (14-40) and helping San Jose to their second consecutive championship ... Led the league with 16 triples ... Represented the Giants' organization in the XM All-Star Futures Game, playing for the World Team on July 11th in Anaheim, CA ... Batted .451 (60-133) while leading off ... Hit .402 (45-112) in July ... Hit .372 (106-285) following the All-Star break ... Tied for 2nd in the CAL with 40 stolen bases, a total that led Giants' minor leaguers ... Tied for 3rd in the CAL with 168 hits and finished 4th in the league and 3rd among Giants' farmhands with a .329 average.

2009

Hernia forced him to miss the first two months of the season ... Started year with Salem-Keizer and hit a robust .394 before being promoted to Augusta (A) ... Joined San Jose for the California League playoffs and garnered post-season MVP honors after hitting .387 (12-31) in eight (8) playoff games ... Tabbed as the Giants #22 prospect prior to the season by BA.

2008

Giants pushed Peguero and he made his domestic debut in low-class A with Augusta (A) ... Hit .261 with Greenjackets before finishing the season with Salem-Keizer (Rookie) in the Northwest League and batting .307.

PERSONAL & MISCELLANEOUS

Rates as having the Best Outfield Arm in the Giants' system by BA ... Signed at the age of 17 in 2005, he spent two seasons in the Dominican Summer League before making his domestic debut.

PEGUERO'S CAREER BATTING STATISTICS

Year	Team	League	ORG	AVG	G	AB	R	H	2B	3B	HR	RBI	BB	IBB	SO	SB	CS	OBP	SLG	OPS
2006	DSL Giants	DSL	SF	.275	56	182	24	50	10	3	4	16	6	0	37	3	2	.307	.429	.736
2007	DSL Giants	DSL	SF	.294	69	235	51	69	12	2	1	17	15	1	39	25	5	.341	.374	.715
2008	Augusta	SAL	SF	.261	50	180	23	47	2	4	2	15	12	0	43	15	1	.309	.350	.659
2008	Salem-Keizer	NOR	SF	.307	50	202	33	62	11	4	2	28	9	0	43	10	3	.349	.431	.780
2009	Salem-Keizer	NOR	SF	.394	17	71	14	28	3	1	0	12	3	0	9	7	0	.421	.465	.886
2009	Augusta	SAL	SF	.340	58	238	28	81	12	4	1	34	5	0	39	15	5	.359	.437	.796
2010	San Jose	CAL	SF	.329	122	510	78	168	19	16	10	77	18	3	88	40	22	.358	.488	.846
2011	San Jose	CAL	SF	.324	16	68	12	22	2	0	2	9	7	0	8	4	0	.387	.441	.828
2011	Richmond	EAS	SF	.309	71	285	34	88	12	6	5	37	5	0	45	8	1	.318	.446	.764
	Minor League Totals			.312	509	1971	297	615	83	40	27	245	80	4	351	127	39	.344	.436	.779

Organization

2012 Flying Squirrels

2011: In Review

History & Records

Eastern League

SF Giants

General Info

2012 MEDIA & INFORMATION GUIDE



51



2012 FLYING SQUIRRELS

Organization

2012 Flying Squirrels

2011: In Review

History & Records

Eastern League

SF Giants

General Info



Juan Perez

OF

Height/Weight: 5-11/185
 Bats/Throws: Right/Right
 Born: November 13th, 1986 in Bronx, NY
 Resides: Bronx, NY
 Acquired: Selected by Giants in the 13th Round
 2008 MLB June Draft



THE PEREZ FILE

Flying Squirrels Debut:
4/7/2011 vs. New Britain

Last Team:
Richmond Flying Squirrels

CAREER HIGHS:

Runs:.....45/13/10 vs.VIS
 Hits:.....55/15/11 vs.HAR
 HR:.....1Many
 RBI:.....4 (x3).....last, 7/21/11 vs.HAR
 SB:.....2Many

Perez spent the entire 2011 season in Richmond, primarily serving as the everyday center fielder. His results dropped him out of *Baseball America's* top-30 prospects list (#24 - 2011), but that is misleading. Perez showed tremendous range in center field, particularly in the cavernous alleys at The Diamond. He also produced steadily at the plate, including providing the game-winning hit for the Squirrels in the 11th inning of game two of the Western Division Championship Series. For the second consecutive year, the 25-year old received a non-roster invitation to big league spring training from the Giants, and still has a bright future in the organization. The outfield is a crowded place in the Giants' system however, and it will be interesting to see where Perez is placed to open the season. With Gary Brown slotted for center field in Richmond, Perez could flank him in right field, or advance to a slot in Triple-A Fresno.

2011

Spent the entire season with Richmond ... Batted .256 (117-457) with 4 HRs and 40 RBIs in 131 games with the Flying Squirrels ... Amassed a .444 batting average in September (8-18) with a double and a triple ... Batted .283 with one (1) HR and 18 RBIs after the All-Star break after compiling a .243 average with 3 HRs and 22 RBIs before the break ... Went 4-6 with a triple and a run scored @ALT on 9/3 ... Batted .214 (6-28) with a double and three (3) RBIs in the EL Playoffs.

2010

Spent the entire season with San Jose, batting .298 (164-551) with 37 2Bs, 10 3Bs, 13 HRs and 63 RBIs (all career-highs) ... Made 67 appearances in center field and 59 in right field ... Named a mid-season California League All-Star ... Was named MVP of the California-Carolina League All-Star Game played at BB&T Coastal Field in Myrtle Beach, SC ... Hit a HR and 2B in the game ... Led San Jose in at-bats (551), runs scored (83), 2Bs (37), total bases (260) and strikeouts (116) ... 551 at-bats ranked 5th in the CL and 37 2Bs placed him 5th ... Hit .327 (87-266) before the All-Star break and .270 (77-285) following it ... Batted in each of the top seven spots in the lineup, never appearing in the eight or nine spots ... Hit .321 (90-280) while playing center field, .281 (70-249) as the right fielder and .167 (3-18) as the DH ... Hit .162 (6-37) in the CL postseason as San Jose claimed the California League title.

2009

Opened his professional career with Augusta (A) in the South Atlantic League ... Made 72 of his 123 appearances at second base ... Played all three (3) outfield spots, logging the most at-bats (50) while playing in left field ... Batted in every spot in the order except 8th ... Hit .254 (61-240) before the All-Star break and .232 (48-207) after it.

PERSONAL & MISCELLANEOUS

Attended DeWitt Clinton (Bronx, NY) High School ... Graduated in 2006 and went undrafted ... Played for two seasons (2006, 07) in the amateur La Caribe Baseball League ... Played for Western Oklahoma Junior College in 2008 ... Had one of the best seasons in JC history, hitting .465 with 37 HRs and 102 RBIs ... Scouts and members of the media call him "Mystery Guy" while he was at WOJC because no one had any reports on him ... Was selected by the Giants in 13th round of the 2008 June draft.

PEREZ'S CAREER BATTING STATISTICS

Year	Team	League	ORG	AVG	G	AB	R	H	2B	3B	HR	RBI	BB	IBB	SO	SB	CS	OBP	SLG	OPS
2009	Augusta	SAL	SF	.244	123	447	56	109	29	3	9	54	23	0	101	18	4	.283	.383	.666
2010	San Jose	CAL	SF	.298	131	551	83	164	37	10	13	63	31	2	116	17	15	.337	.472	.809
2011	Richmond	EAS	SF	.256	131	457	58	117	25	10	4	40	28	0	95	22	6	.303	.381	.684
Minor League Totals				.268	385	1455	197	390	91	23	26	157	82	2	312	57	25	.310	.416	.726

2012 FLYING SQUIRRELS



David Quinowski

LHP

Height/Weight: 5-10/170
 Bats/Throws: Left/Left
 Born: April 23rd, 1986 in San Bernardino, CA
 Resides: Scottsdale, AZ
 Acquired: Selected by Giants in the 46th Round
 2004 MLB June Draft



THE QUINOWSKI FILE

Flying Squirrels Debut:
 6/3/2010 @ New Hampshire

Last Team:
 Richmond Flying Squirrels

CAREER HIGHS:

IP (S): ...0.2..... 8/26/11 @ AKR
 IP (R): ...4.1..... 4/25/11 vs. TRN
 H: ...4 (x5).....last, 8/26/11 @ AKR
 BB: ...3 (x3).....last, 8/8/09 vs. VAN
 SO: ...7..... 5/14/06 vs. GBO

Quinowski was on a great developmental track early in his career until Tommy John surgery kept him off the mound for more than two years. He returned to the hill in 2009, and posted impressive results with both San Jose (A+) and Richmond (AA) during the 2010 season. He spent all of last season with the Flying Squirrels with mixed results. He fared well when called upon, but the opportunities became less frequent in the second half of the season due to the emergence of other relievers such as Heath Hembree and Hector Correa. A free agent after the year, the 25-year old re-signed with San Francisco and received a non-roster invitation to big league spring training as part of the deal. It stands to reason that Quinowski will return to Richmond at the beginning of the year and be relied upon as one of the more experienced hurlers out of the Flying Squirrels' bullpen.

2011

Spent the entire season with Richmond ... Posted a 4-3 record with a 3.64 ERA in 40 appearances, including one (1) start for the Flying Squirrels ... Struck out 39 batters and issued 19 walks in 54.1 innings pitched ... Tossed 4.1 scoreless innings and earned a win vs. TRN on 4/25 ... Tossed 3 scoreless innings and recorded a season-high 4 strikeouts vs. BOW on 6/17 ... Tossed 3 scoreless innings @ALT on 8/23 ... Surrendered four (4) hits and five (5) earned runs in 0.2 IP @ AKR on 8/26 ... Worked 1/3 of an inning and did not allow a run in lone postseason appearance.

2010

First full-season after returning from Tommy John surgery began in San Jose (A+) ... Made 28 appearances for the Giants, posting a 3-2 record with two (2) saves and an ERA of 2.32 ... Struck out 51 in 42.2 innings pitched ... Converted two (2) saves in five (5) opportunities ... WHIP of 1.13 with San Jose ... Promoted to Richmond on 8/2, marking his first promotion to the Double-A level ... Made 12 appearances for Richmond, sporting a 2.84 ERA ... Limited left-handed hitters to a .182 (4-22) average ... Earned 1st Double-A save on 8/13 vs. Portland.

2009

Returned to the mound on 6/20 with Salem-Keizer, marking more than two years since he had seen the mound in game action (6/9/07) ... Struck out 53 in 40.2 innings and boasted a 1.77 ERA.

2007

Started the season with San Jose and made 21 appearances (1-2, 3.27) ... Made final appearance on 6/9 against Lake Elsinore ... Diagnosed with left elbow strain that led to Tommy John Surgery ... Rated as the #27 prospect in the Giants' chain by *Baseball America*.

2006

Dominant in 44 relief appearances for Augusta (A) ... Posted a razor-thin 1.43 ERA in 75.1 innings ... Struck out 76.

PERSONAL & MISCELLANEOUS

Graduated from Redlands (CA) Senior High School ... Attended Riverside (CA) Junior College ... Selected in the 46th round of the 2004 June draft ... Has struck out more batters than innings pitched at every level he has pitched in pro career ... Has struck out 248 in 218.1 career innings ... Boasts a 2.14 career ERA.

QUINOWSKI'S CAREER PITCHING STATISTICS

Year	Team	League	ORG	W	L	PCT	ERA	G	GS	CG	SHO	SV	SVO	IP	H	R	ER	HR	HB	BB	SO	WP	AVG
2005	Salem-Keizer	NOR	SF	2	1	.667	3.21	19	0	0	0	0	0	14.0	12	7	5	1	2	14	19	3	.235
2006	Augusta	SAL	SF	4	2	.667	1.43	44	0	0	0	4	4	75.1	36	14	12	1	2	24	76	2	.145
2007	San Jose	CAL	SF	1	2	.333	3.27	21	0	0	0	1	3	33.0	19	14	12	1	0	16	35	2	.160
2008	Injured		SF	0	0	.000	0.00	0	0	0	0	0	0	0.0	0	0	0	0	0	0	0	0	.000
2009	Salem-Keizer	NOR	SF	2	1	.667	1.77	22	0	0	0	0	0	40.2	30	9	8	2	2	18	53	2	.208
2010	San Jose	CAL	SF	3	2	.600	2.32	28	0	0	0	2	5	42.2	35	11	11	1	1	13	51	2	.217
2010	Richmond	EAS	SF	2	0	1.000	2.84	12	0	0	0	1	1	12.2	10	5	4	1	1	5	14	1	.213
2011	Richmond	EAS	SF	4	3	.571	3.64	40	1	0	0	0	1	54.1	49	27	22	4	0	19	39	7	.234
Minor League Totals				18	11	.621	2.44	186	1	0	0	8	14	272.2	191	87	74	12	8	109	287	19	.195

Organization

2012 Flying Squirrels

2011: In Review

History & Records

Eastern League

Sf Giants
 General Info





2012 FLYING SQUIRRELS

Organization

2012 Flying Squirrels

2011: In Review

History & Records

Eastern League

SF Giants

General Info



Edwin Quirarte

RHP

Height/Weight: 6-2/205
 Bats/Throws: Right/Right
 Born: December 20th, 1986 in Ventura, CA
 Resides: Oxnard, CA
 Acquired: Selected by Giants in the 5th Round
 2008 MLB June Draft



THE QUIARTE FILE

Flying Squirrels Debut:
4/8/2011 vs. New Britain

Last Team:
San Jose Giants

CAREER HIGHS:

IP (S): Has Never Started
 IP (R): 4 (x2).....last, 5/14/10 vs. BAK
 H:..... 6 (x3).....last, 7/26/11 @ ERI
 BB:..... 3 (x5).....last, 7/14/11 @ BOW
 SO:..... 4 (x3).....last, 5/10/10 vs. HD

The 25-year old opened the 2011 season with the Flying Squirrels, and was impressive at the beginning of the year. But around the all-star break, the right-hander seemed to hit a wall. He struggled mightily (9.53) in eight appearances following the break and was returned to San Jose (A+) where he had spent the entire 2010 season. He was originally drafted by the Giants out of Cal-State Northridge in 2008, and many in the organization rave about the pure stuff he had as a younger pitcher. He pitched extremely well down the stretch for San Jose last year, and that combined with a solid showing in spring training should earn him another shot at the Eastern League at the beginning of the year. There should be opportunities for relievers in Richmond, but if for some reason Quirarte returns to San Jose to start the season, continued success in the California League should bring him back to the River City at some point during the season.

2011

Split the season between Richmond and Advanced-A San Jose ... Went 1-2 with a 5.44 ERA in 35 appearances with the Flying Squirrels ... Struck out 38 batters and issued 20 walks in 46.1 IP ... Struggled after the All-Star break with a 1-0 mark and a 9.53 ERA in eight (8) appearances after posting an 0-2 record with a 4.11 ERA in 27 appearances before the break ... Sent down to Advanced-A San Jose on 8/10 ... Amassed a 2-1 record with one (1) save and a 2.13 ERA in 12 appearances with San Jose ... Recorded 14 strikeouts and one (1) walk in 12.2 IP.

2010

Spent entire season with San Jose, making 41 appearances out of the bullpen ... After allowing an opposition average of .310 in his first go-around in the California League in 2009, he held league hitters to a .238 clip in 2010 ... Posted a 1.71 ERA in his first 20 appearances of the season while limiting league hitters to a .167 average ... 5.93 ERA in final 21 appearances while surrendering an average of .299 ... Earned six (6) saves in 11 chances ... Did not allow a run in four (4) post-season appearances, working a total of 3.1 innings.

2009

Tabbed as the #25 prospect in the Giants' system by *Baseball America* entering the season ... Skipped a level from Salem-Keizer (SS-A) to open the season with San Jose (A+) ... Made 16 appearances for SJ, earning four (4) saves in five (5) chances but surrendering a league average of .310 ... Was demoted to Augusta (A) following an outing on 6/6 ... Made first appearance with Greenjackets on 6/9 ... Surrendered an average of .316 to South Atlantic League hitters ... Earned eight (8) saves in 13 chances ... Had a 5.16 ERA over his final 24 appearances of the year.

2008

Opened professional career with Salem-Keizer (SS-A) in the Northwest League ... 14 saves ranked him 2nd in the NWL, while his 24 games finished placed him 3rd ... Earned a save in game one of the NWL Championship Series, but suffered the loss in game three.

PERSONAL & MISCELLANEOUS

Graduated from Oxnard (CA) High School ... Also attended Hueneme (CA) High School ... Attended Cal State Northridge (CA) ... Started for the Matadors for two seasons before being used as the closer in 2008 ... Surrenderd just two (2) runs over his final 56 innings at Northridge ... Selected by the Giants in the 5th round of the 2008 June draft ... Signed for \$193,000 ... Parents are Antonia and Roberto Quirarte ... has two sisters, Laura and Jackie and three brothers, Bobee, Angel and Erik ... Was drafted out of high school in the 38th round by the Cincinnati Reds in 2005, but did not sign ... Also recruited by Arizona State, Loyola Marymount, UCLA and UC Irvine ... Favorites include the Los Angeles Dodgers, the TV show "Family Guy" and the movie "Office Space" ... Favorite website is baseballamerica.com.

QUIARTE'S CAREER PITCHING STATISTICS

Year	Team	League	ORG	W	L	PCT	ERA	G	GS	CG	SHO	SV	SVO	IP	H	R	ER	HR	HB	BB	SO	WP	AVG
2008	Salem-Keizer	NOR	SF	3	3	500	2.12	26	0	0	0	14	17	292	23	9	7	0	0	9	33	4	.213
2009	San Jose	CAL	SF	0	3	000	4.57	16	0	0	0	4	5	212	27	13	11	1	0	5	18	1	.310
2009	Augusta	SAL	SF	6	4	600	4.42	30	0	0	0	8	13	362	49	24	18	2	2	11	18	3	.316
2010	San Jose	CAL	SF	2	9	182	3.77	41	0	0	0	6	11	620	56	31	26	6	1	22	38	4	.288
2011	Richmond	EAS	SF	1	2	333	5.44	35	0	0	0	0	1	46.1	61	36	28	3	3	20	38	5	.324
2011	San Jose	CAL	SF	2	1	667	2.13	12	0	0	0	1	2	122	15	5	3	2	1	14	1	.273	
Minor League Totals				14	22	.389	4.00	160	0	0	0	33	49	209.0	231	118	93	14	7	68	159	18	.279

2012 FLYING SQUIRRELS



Andy Reichard

RHP

Height/Weight: 6-4/235
 Bats/Throws: Right/Right
 Born: May 11th, 1984 in St. Louis, MO
 Resides: St. Louis, MO
 Acquired: Selected by Giants in the 13th Round
 2007 MLB June Draft



THE REICHARD FILE

Flying Squirrels Debut: N/A

Last Team: San Jose Giants

CAREER HIGHS:

IP (S):8.....9/6/10 @ DEL
 IP (R):6.2.....7/8/10 vs. KAN
 H:12.....8/24/11 vs. STK
 BB:4 (x2).....last, 8/29/11 @ RC
 SO:11.....8/20/08 @ EVE

Reichard made the jump to San Jose (A+) in 2011, spending the entire season with the Giants in the California League. He split 28 appearances between the rotation and the bullpen, faring pretty well in both roles. That is nothing new for the 27-year old, as he has done the same thing throughout his career. The right-hander has had success at pretty much every stop along the way, sporting a 3.20 career ERA. His versatility is something that will be sought in Richmond in 2012, as outside of three spots in the starting rotation, the pitching staff as a whole is a bit of a clouded-picture. Reichard could very easily be asked to hold down one of the Richmond rotation spots or come out of the Flying Squirrels' bullpen. However, it does seem fairly certain that he will be making his Double-A debut at the beginning of the year.

2011

Spent the season with Advanced-A San Jose ... Amassed a 9-4 record with a 3.38 ERA in 28 appearances, including 15 starts ... Struck out 61 batters and walked 25 in 112 innings of work ... Held California League batters to a .269 average (115-427) ... Went 3-0 with a 1.93 ERA in four appearances, including two starts in May ... Posted a 1-1 mark with a 5.51 ERA in four June appearances, including three starts ... Rebounded with a strong July, in which he went 2-0 with a 2.29 ERA in eight appearances, including two starts ... Compiled a 3-2 record with a 3.76 ERA in six August starts ... Allowed five hits and three earned runs in six innings in lone postseason start and took the loss.

2010

Began the season with Advanced-A San Jose and went 2-1 with a 6.57 ERA in seven appearances ... Struck out eight batters and issued nine walks in 12.1 innings pitched ... After a brief stint in Extended Spring Training, Reichard joined Low-A Augusta on 6/4 ... Compiled a 6-1 record with a 3.39 ERA in 16 appearances, including 13 starts, with the Greenjackets ... Struck out 92 batters and issued 22 walks in 95.2 innings pitched ... Limited South Atlantic League batters to a .240 average (87-363) ... Tossed 6.2 scoreless innings and earned a win @ SAV on 6/29.

2009

Spent the entire season with Low-A Augusta ... Went 4-4 with one (1) save and a 2.30 ERA in 17 appearances, including eight starts with the Greenjackets ... Struck out 40 batters and issued seven (7) walks in 66.2 innings pitched ... Limited South Atlantic League batters to a .229 average (55-240) ... Posted a 2-2 mark with a sparkling 1.18 ERA in seven (7) starts after the All-Star break ... Tossed seven (7) scoreless innings @ SAV on 8/26 ... Tossed six (6) scoreless innings vs. ROM on 9/7.

2008

Went 3-2 with a 2.87 ERA in 15 appearances, including 11 starts, with Short-Season A Salem-Keizer ... Struck out 63 batters and issued 17 walks in 62.2 innings pitched ... Held Northwest League batters to a .258 average (61-236) ... Finished 2nd in the NWL in ERA (2.87).

2007

Began his pro career with AZL Giants (R) ... Went 0-1 with a 3.38 ERA in six (6) appearances with the AZL Giants ... Struck out nine (9) batters and issued four (4) walks in eight (8) innings pitched.

PERSONAL & MISCELLANEOUS

Graduate of State College (PA) High School ... Attended Seminole (FL) Community College, Gloucester County (NJ) College and Georgia College & State University ... Helped Gloucester capture a junior college national championship in 2005.

REICHARD'S CAREER PITCHING STATISTICS

Year	Team	League	ORG	W	L	PCT	ERA	G	GS	CG	SHO	SV	SVO	IP	H	R	ER	HR	HB	BB	SO	WP	AVG
2007	AZL Giants	AZL	SF	0	1	.000	3.38	6	0	0	0	0	0	8.0	11	4	3	0	0	4	9	0	.333
2008	Salem-Keizer	NOR	SF	3	2	.600	2.87	15	11	0	0	0	0	62.2	61	25	20	4	5	17	63	3	.258
2009	Augusta	SAL	SF	4	4	.500	2.30	17	8	0	0	1	1	66.2	55	20	17	3	1	7	40	2	.229
2010	San Jose	CAL	SF	2	1	.667	6.57	7	0	0	0	0	0	12.1	17	11	9	0	0	9	8	0	.354
2010	Augusta	SAL	SF	6	1	.857	3.39	16	13	0	0	0	0	95.2	87	40	36	6	3	22	92	3	.240
2011	San Jose	CAL	SF	9	4	.692	3.38	28	15	0	0	0	0	112.0	115	49	42	12	2	25	61	5	.269
Minor League Totals				24	13	.649	3.20	89	47	0	0	1	1	357.1	346	149	127	25	11	84	273	13	.257

Organization

2012 Flying Squirrels

2011: In Review

History & Records

Eastern League

Sf Giants

General Info

2012 MEDIA & INFORMATION GUIDE



55



2012 FLYING SQUIRRELS

Organization

2012 Flying Squirrels


2011: In Review

History & Records

Eastern League

SF Giants

General Info



Wilmin Rodriguez

LHP

Height/Weight: 6-2/175
 Bats/Throws: Left/Left
 Born: May 13th, 1985 in La Romana, DR
 Resides: La Romana, DR
 Acquired: Signed by Giants as a NDF
 March 24th, 2004



THE RODRIGUEZ FILE

Flying Squirrels Debut:
5/10/10 @ BOW

Last Team:
Richmond Flying Squirrels

CAREER HIGHS:

IP (S): 5 (x4).....last, 7/24/11 vs. HAR
 IP (R):...4.1.....7/16/11 @ BOW
 H:.....7.....6/6/08 vs. BAK
 BB:.....4 (x4).....last, 3/22/08 vs. ASH
 SO:.....7.....7/11/07 vs. VAN

Rodriguez rebounded from a turbulent year in 2010 that began in Richmond and ended in Augusta (A) by splitting the 2011 season between Fresno (AAA) and the Flying Squirrels. The story remained the same for the most part however, as he once again displayed explosive stuff inconsistently. His overall numbers were fairly solid, and the 26-year old did seem to command his fastball better than he had in previous years. For the second consecutive year, the Giants extended the Dominican-native a non-roster invitation to spring training, signaling that they still believe he can get Major League hitters out. Much like it was at the beginning of 2011 however, it will be anyone's guess where he lands to start the 2012 season. The two strongest options would seem to once again be Richmond and Fresno. If it is Richmond, the left-hander would certainly add a veteran presence to the bullpen.

2011

Began the season with Triple-A Fresno and posted a 0-0 mark with a 9.00 ERA in seven (7) appearances with the Grizzlies ...Struck out five batters and issued six walks in seven (7) innings pitched ...Amassed an 18.00 ERA on the road, by allowing four (4) earned runs in two (2) innings pitched away from Fresno ...Compiled a 5.40 ERA at home with three (3) earned runs allowed in five (5) innings pitched ... Sent down to Richmond on 5/2 ...Went 4-3 with a 3.77 ERA in 33 appearances, including three (3) starts with the Flying Squirrels ... Struck out 38 batters and issued 23 walks in 57.1 innings pitched ... Compiled a 3-1 record with a 2.10 ERA in 16 appearances, including one (1) start, at The Diamond ...Went 1-2 with a 5.60 ERA in 17 road appearances, including two (2) starts ...Tossed three (3) scoreless innings vs. POR on 8/7.

2010

Opened the season in extended spring training ...Added to the Richmond roster from extended spring on 5/10 ... Made 17 appearances for the Flying Squirrels, logging an 0-1 record and an ERA of 3.51 ... Started strong with a 1.42 ERA over his first seven (7) appearances ... Struggled in June, posting a 6.97 ERA in nine (9) outings ... Demoted to Augusta (A) on 7/6 ... Finished the season with the GreenJackets making 20 appearances, 19 of which came in relief ... Made first start since 2007 on 8/5 against the Charleston River Dogs.

2009

Made 48 appearances out of the San Jose (A+) bullpen, working 59.2 innings and yielding an average against of just .209 ... Allowed just 44 hits in 59.2 innings and boasted a WHIP of 1.16 ...Was a perfect 3-for-3 in save chances, notching his first saves since 2006.

2008

Opened the season with San Jose, but struggled to a 5.64 ERA and was sent down to Augusta on June 19th ...Dominated the rest of the season, limiting SAL hitters to an average of .198, while allowing just 20 hits in 29.1 innings and 18 appearances.

PERSONAL & MISCELLANEOUS

Signed as an 18-year old out of his native La Romana, Dominican Republic on March 24, 2004 ... Made his domestic debut in the Arizona Rookie League in 2006.

RODRIGUEZ'S CAREER PITCHING STATISTICS

Year	Team	League	ORG	W	L	PCT	ERA	G	GS	CG	SHO	SV	SVO	IP	H	R	ER	HR	HB	BB	SO	WP	AVG
2006	AZL Giants	AZL	SF	3	3	.500	5.66	12	6	0	0	1	1	35.0	44	25	22	0	2	15	23	3	.312
2006	Salem-Keizer	NOR	SF	0	0	.000	2.45	3	0	0	0	1	1	3.2	3	1	1	1	0	0	3	0	.214
2007	Salem-Keizer	NOR	SF	0	1	.000	5.49	15	7	0	0	0	0	39.1	42	29	24	6	4	23	47	4	.275
2007	Fresno	PCL	SF	0	0	.000	0.00	1	0	0	0	0	0	1.0	1	0	0	0	0	0	1	0	.250
2008	San Jose	CAL	SF	1	1	.500	5.64	19	0	0	0	0	0	22.1	32	17	14	0	1	19	21	2	.337
2008	Augusta	SAL	SF	2	1	.667	2.45	18	0	0	0	1	1	29.1	20	8	8	1	2	17	24	4	.198
2009	San Jose	CAL	SF	4	1	.800	2.72	48	0	0	0	3	3	59.2	44	20	18	1	2	25	50	6	.209
2010	Richmond	EAS	SF	0	1	.000	3.51	17	0	0	0	0	0	25.2	24	13	10	1	0	14	12	3	.255
2010	Augusta	SAL	SF	4	3	.571	3.81	20	1	0	0	0	0	28.1	36	14	12	1	1	9	20	2	.298
2011	Fresno	PCL	SF	0	0	.000	9.00	7	0	0	0	2	7	10	7	7	0	0	6	5	0	0	.345
2011	Richmond	EAS	SF	4	3	.571	3.77	33	3	0	0	1	1	57.1	64	31	24	4	4	23	38	2	.290
Minor League Totals				18	14	.562	4.08	193	17	0	0	6	9	308.2	320	165	140	15	16	151	244	26	.270

2012 FLYING SQUIRRELS



Taylor Rogers

RHP

Height/Weight: 6-2/165
 Bats/Throws: Right/Right
 Born: June 5th, 1987 in Dallas, TX
 Resides: Dallas, TX
 Acquired: Selected by Giants in the 25th Round
 2009 MLB June Draft



THE ROGERS FILE

Flying Squirrels Debut: N/A

Last Team: Augusta GreenJackets

CAREER HIGHS:

IP (S):98/10/11 @ LEX
 IP (R):2.27/15/09 vs. EUG
 H:108/20/10 @ YAK
 BB:57/30/10 vs. YAK
 SO:84/23/11 vs. DEL

A 25th round selection in the 2009 draft, Rogers seemingly came out of nowhere to enjoy easily the finest season of his career in 2011. He helped guide Augusta (A) to the postseason, partially anchoring the starting rotation. He made 27 starts for the GreenJackets and tied for the South Atlantic League lead with 12 wins. He also placed 3rd in the loop with a 2.91 ERA. The performance came on the heels of his first two professional seasons, both of which were underwhelming and spent at short-season Salem-Keizer. The right-hander isn't overpowering, nor will he rack up a ton of strikeouts, but he limited the SAL to a collective .241 average. Rogers will undoubtedly advance to San Jose (A+) to start the season, but success anywhere near the level he enjoyed in 2010 could make him a valuable mid-season addition to the Flying Squirrels' staff.

2011

Spent the season with Low-A Augusta and posted a 12-10 record with a 2.91 ERA in 27 starts for the GreenJackets ... Struck out 86 batters and issued 38 walks in 154.2 innings pitched ... Limited South Atlantic League hitters to a .241 average (136-564) ... Tied for league lead in wins (12) ... Finished 3rd in SAL in ERA (2.91), innings pitched (154.2) and WHIP (1.13) ... Tossed a complete game shutout @ LEX on 8/10 and was named SAL Pitcher-of-the-Week for the week of Aug. 8-15 ... Named a SAL Mid-Season All-Star ... Struggled in July with a 1-2 record and 4.66 ERA in six (6) starts ... Rebounded in August by compiling a 4-1 record with a 2.13 ERA in six (6) starts.

2010

Went 6-7 with a 4.46 ERA in 16 starts with Short-Season A Salem-Keizer ... Struck out 49 batters and walked 25 in 82.2 innings pitched ... Tossed six (6) scoreless innings @ BOI on 6/23 ... Gave up nine (9) hits and six (6) earned runs in 5.1 innings of work vs. SPO on 8/14 ... Posted a 2-1 mark with a 3.23 ERA in six (6) July starts ... Struggled in August by going 2-4 with a 4.96 ERA in six (6) starts ... Opposing batters hit .298 (98-329) off Rogers.

2009

Began his pro career with Salem-Keizer and compiled a 2-4 record with a 7.54 ERA in 21 appearances, including two (2) starts ... Struck out 34 batters and walked 21 in 37 innings pitched for the Volcanoes ... Tossed 2.1 scoreless innings on 8/6 vs. SPO ... Went 1-0 with a 5.19 ERA as a starter (two starts) and 1-4 with an 8.26 ERA as a reliever (19 appearances).

PERSONAL & MISCELLANEOUS

Graduate of McNeil (TX) High School ... Was named All-District in each of his final two prep seasons ... Named All-Central Texas and Academic All-State as a senior ... Attended Tulane University ... Worked primarily as a reliever in three seasons with Green Wave (2007-09) ... Went 3-1 with a 4.11 ERA in appearances, including six (6) starts as a sophomore in 2008 ... Posted a 2-2 mark with one (1) save and a 4.43 ERA in 14 appearances, including four starts, as a junior in 2009 ... Selected by the Giants in the 25th round of the June 2009 draft.

ROGERS' CAREER PITCHING STATISTICS

Year	Team	League	ORG	W	L	PCT	ERA	G	GS	CG	SHO	SV	SVO	IP	H	R	ER	HR	BB	SO	WP	AVG	
2009	Salem-Keizer	NOR	SF	2	4	.333	7.54	21	2	0	0	0	4	37.0	47	39	31	10	4	21	34	6	.297
2010	Salem-Keizer	NOR	SF	6	7	.462	4.46	16	16	0	0	0	0	82.2	98	51	41	6	5	25	49	4	.298
2011	Augusta	SAL	SF	12	10	.545	2.91	27	27	1	1	0	0	154.2	136	63	50	3	14	38	86	14	.241
Minor League Totals				20	21	.488	4.00	64	45	1	1	0	4	274.1	281	153	122	19	23	84	169	24	.267

Organization

2012 Flying Squirrels

2011: In Review

History & Records

Eastern League

SF Giants

General Info

2012 MEDIA & INFORMATION GUIDE



57



2012 FLYING SQUIRRELS

Organization

2012 Flying Squirrels

2011: In Review

History & Records

Eastern League

SF Giants

General Info



Seth Rosin

RHP

Height/Weight: 6-6/230
 Bats/Throws: Right/Right
 Born: November 2nd, 1988 in Fargo, ND
 Resides: Shoreview, MN
 Acquired: Selected by Giants in the 4th Round 2010 MLB June Draft



THE ROSIN FILE

Flying Squirrels Debut: N/A

Last Team: Augusta GreenJackets

CAREER HIGHS:

IP (S): 7 (x3).....last, 5/14/11 @ HIC
 IP (R): 3 (x5).....last, 9/3/11 vs. ROM
 H:.....8.....4/14/11 @ ROM
 BB:.....3 (x3).....last, 7/26/11 @ LWD
 SO:.....7.....9/3/11 vs. ROM

A towering presence on the mound, the Minnesota-native will be entering just his third professional season in 2012. He made an impact with Augusta (A) in 2011, making 38 appearances (10 starts) and posting a 3.34 ERA. He averaged more than a strikeout per inning, and limited the league to a .247 average. The Giants liked the right-hander a lot when they took him in the 4th round of the 2010 draft out of the University of Minnesota, and they continue to see a promising future. He received a non-roster invitation to Major League spring training prior to the season, and performed well in his early Cactus League outings. He will almost certainly advance to San Jose (A+) to start the season, but like a few other arms from Augusta last year, is a strong start to the season away from making his Double-A debut with the Flying Squirrels at some point during the season.

2011

Spent his first full pro season with Low-A Augusta ...Went 2-3 with two (2) saves and a 3.34 ERA in 39 appearances, including 10 starts for the GreenJackets ...Struck out 93 batters and issued 30 walks in 89 innings pitched ...Posted a 1-0 mark with one (1) save and a 2.03 ERA in 19 home appearances, including five (5) starts ...Went 1-3 with one (1) save and a 4.63 ERA in 20 road appearances, including five starts ...Tossed three (3) scoreless innings vs. LEX on 6/14... Tossed three (3) scoreless innings and earned a save vs. ASH on 6/17 ... Limited South Atlantic League batters to a .247 average (81-328).

2010

Made his professional debut with Short-Season A Salem-Keizer ...Went 1-1 with a 4.91 ERA in six (6) appearances, including one (1) start with the Volcanoes ... Struck out nine (9) batters and issued one (1) walk in 11 innings pitched ... Limited Northwest League batters to a .214 average (9-42) ... Posted a 1-1 mark with a 7.04 ERA in three (3) appearances, including one (1) start at home ...Went 0-0 and did not allow an earned run in three (3) road appearances.

PERSONAL & MISCELLANEOUS

Graduate of MoundsView (MN) High School ...Attended the University of Minnesota ... Earned second-team All-Big Ten honors in consecutive seasons (2009-10) becoming the first Golden Gopher pitcher to accomplish the feat since Glen Perkins did so in 2003-04 ...Went 9-4 with a 4.72 ERA as a junior in 2010, tying for the 10th-most wins in a single season by a Minnesota pitcher ...Struck out 95 batters in 2010, the fifth-most in a single season in school history ...Tossed 103 innings in 2010, sixth-most in school history ... Helped lead Minnesota to Big Ten regular-season and tournament championships and an NCAA Regional appearance in 2010 ... Selected by the Giants in the fourth round of the 2010 June draft.

ROSIN'S CAREER PITCHING STATISTICS

Year	Team	League	ORG	W	L	PCT	ERA	G	GS	CG	SHO	SV	SVO	IP	H	R	ER	HR	HB	BB	SO	WP	AVG
2010	Salem-Keizer	NOR	SF	1	1	.500	4.91	6	1	0	0	0	0	11.0	9	6	6	0	0	1	9	1	.214
2011	Augusta	SAL	SF	2	3	.400	3.34	39	10	0	0	2	3	89.0	81	44	33	3	2	30	93	2	.247
		Minor League Totals		3	4	.429	3.51	45	11	0	0	2	3	100.0	90	50	39	3	2	31	102	3	.243

2012 FLYING SQUIRRELS



Shawn Sanford

RHP

Height/Weight: 6-0/200
 Bats/Throws: Right/Right
 Born: August 28th, 1988 in Cinnaminson, NJ
 Resides: Apollo Beach, FL
 Acquired: Selected by Giants in 13th Round
 2009 June MLB Draft



THE SANFORD FILE

Flying Squirrels Debut: N/A

Last Team: Augusta GreenJackets

CAREER HIGHS:

IP (S): ...8.1 8/29/11 @ GVL
 IP (R): 3 (x2) ...last, 4/11/11 @ ROM
 H:11 9/4/11 vs. ROM
 BB:5 6/16/11 vs. ASH
 SO:9 8/3/11 @ SAV

The 23-year old had a phenomenal year in the South Atlantic League in 2011, proving both durable and effective for Augusta (A), as the GreenJackets advanced to the postseason. He finished second in the league in both ERA (2.55) and innings pitched (169.2). Following the season he was awarded the league's Most Outstanding Pitcher Award. He was also recognized as both a mid-season and postseason all-star. A 13th round selection of the Giants in 2009, the right-hander figures to top the San Jose (A+) rotation at the beginning of the year, pitching for former Squirrels' manager Andy Skeels. He leads a crowded group of arms that should open in the California League. Sanford has a good a chance as any of them to make the jump to the Flying Squirrels and make his Double-A debut should he enjoy a strong start to the year.

2011

Spent the entire season with Low-A Augusta ... Compiled a 10-10 record with a 2.55 ERA in 30 appearances, including 25 starts, for the GreenJackets ... Struck out 107 batters and issued 30 walks in 169.2 innings pitched ... Limited South Atlantic League batters to a .226 average (143-632) ... Tossed eight (8) scoreless innings vs. HIC on 7/29 ... Tossed 8.1 scoreless innings and allowed just one (1) hit @ GVL on 8/29 ... Posted a 3-5 mark with a 2.99 ERA, in 16 appearances, including 11 starts before the All-Star break ... Went 7-5 with a 2.17 ERA in 14 starts after the All-Star break ... Led SAL in WHIP (1.02) ... Finished 2nd in SAL in ERA (2.55) and innings pitched (169.2) ... Tied for 4th in SAL in wins (10) ... Named SAL Pitcher-of-the-Week for the week of Jun. 27-Jul. 4 ... Earned SAL Most Outstanding Pitcher Award ... Named a Mid-Season SAL All-Star ... One of only two pitchers named to SAL Postseason All-Star team.

2010

Pitched for Short-Season A Salem-Keizer ... Amassed a 4-3 record with four (4) saves and a 2.14 ERA in 22 appearances, including three (3) starts for the Volcanoes ... Struck out 40 batters and issued 14 walks in 42 innings ... Limited North-west League batters to a .227 average (35-154) ... Went 2-3 with four (4) saves and a 2.25 ERA in 19 relief appearances ... Posted a 2-0 mark with a 1.93 ERA in three (3) starts.

2009

Began his professional career with AZL Giants (R) ... Went 0-1 with eight (8) saves and a 5.31 ERA in 21 appearances ... Struck out 31 batters and issued eight (8) walks in 20.1 innings pitched ... Posted an 0-1 mark with two (2) saves and a 10.38 ERA in 10 home appearances ... Went 0-0 with six (6) saves and a 1.54 ERA in 11 road appearances.

PERSONAL & MISCELLANEOUS

Graduate of Cinnaminson (NJ) High School ... Named first-team All-State as a senior (2006) ... Standout high school football player who played quarterback, free safety and punter ... Earned second-team All-State honors in football as a senior ... Attended the University of South Florida ... Went 3-4 with 11 saves and a 3.10 ERA as a freshman (2007) ... Posted a 5-5 mark with 11 saves and a 5.21 ERA as a sophomore (2008) ... Went 5-4 with three (3) saves and a 4.68 ERA as a junior (2009) ... Originally drafted by the Texas Rangers in 2006 ... Selected by the Giants in the 13th round of the 2009 June draft.

SANFORD'S CAREER PITCHING STATISTICS

Year	Team	League	ORG	W	L	PCT	ERA	G	GS	CG	SHO	SV	SVO	IP	H	R	ER	HR	HB	BB	SO	WP	AVG
2009	AZL Giants	AZL	SF	0	1	.000	5.31	21	0	0	0	8	8	20.1	26	13	12	0	0	8	31	5	.292
2010	Salem-Keizer	NOR	SF	4	3	.571	2.14	22	3	0	0	4	4	42.0	35	12	10	3	3	14	40	2	.227
2011	Augusta	SAL	SF	10	10	.500	2.55	30	25	0	0	0	0	169.2	143	60	48	10	8	30	107	5	.226
	Minor League Totals			14	14	.500	2.72	73	28	0	0	12	12	232.0	204	85	70	13	11	52	178	12	.233

Organization

2012 Flying Squirrels

2011: In Review

History & Records

Eastern League

SF Giants

General Info

2012 MEDIA & INFORMATION GUIDE



59



2012 FLYING SQUIRRELS

Organization

2012 Flying Squirrels

2011: In Review

History & Records

Eastern League

SF Giants

General Info



James Simmons

DF

Height/Weight: 6-3/202
 Bats/Throws: Right/Right
 Born: September 3rd, 1985 in Irving, TX
 Resides: Dallas, TX
 Acquired: Selected by Giants in 24th Round
 2005 June MLB Draft



THE SIMMONS FILE

Flying Squirrels Debut: N/A

Last Team: San Jose Giants

CAREER HIGHS:

Runs:.....3.....Many
 Hits:.....4.....6/7/11 vs. LAS
 HR:.....2 (x2).....last: 6/5/11 vs. LAS
 RBI:.....5.....7/11/08 @ HIC
 SB:.....3.....5/18/10 vs. VIS

Simmons was definitely in the conversation to advance to Richmond during the 2011 season, but eventually spent nearly the entire campaign with San Jose (A+). It marked his second consecutive season in the California League, and he suffered for at-bats with many of the higher-profile outfielders in the system also spending the bulk of the year with the Giants. He performed well when he was afforded the opportunity to play, and is a reliable option at either corner-outfield spot. He'll have the same difficulty finding a consistent spot at the beginning of the 2012 season, but has certainly earned the chance to compete for time in the Richmond outfield at the beginning of the season. It stands to reason that even if he isn't given that opportunity, he will be a Flying Squirrel at some point during the year.

2011

Split the season between Advanced-A San Jose and Triple-A Fresno ... Began the season with San Jose and batted .270 with 10 HRs and 27 RBIs in 49 games ... Batted .309 with 5 HRs and 16 RBIs in 27 home games ... Hit just .231 with 5 HRs and 11 RBIs in 22 road games ... Assigned to Fresno from Extended Spring Training on 5/19 ... Batted .228 with 3 HRs and six (6) RBIs in 27 games with the Grizzlies ... Went 4-4 with a HR and two (2) RBIs vs. LAS on 6/7 ... Sent down to San Jose on 6/22 ... Compiled a .270 batting average with 9 HRs and 23 RBIs in 44 games after the All-Star break.

2010

Spent the entire season with Advanced-A San Jose ... Batted .252 with 12 HRs and 47 RBIs in 105 games with San Jose ... Amassed a .273 average with 10 HRs and 31 RBIs after the All-Star break ... Batted just .233 with 2 HRs and 16 RBIs before the All-Star break ... Went 3-5 with one (1) triple and three (3) RBIs @ STK on 5/6 ... Went 3-4 with a HR and two (2) RBIs @ STK on 8/28 ... Batted .182 (2-11) with one (1) homer and three (3) RBIs in Cal League Playoffs as San Jose captured the league championship.

2009

Spent the season with Low-A Augusta ... Batted .252 with 4 HRs and 35 RBIs in 99 games with the Greenjackets ... Hit .289 with a HR and nine (9) RBIs vs. left-handed pitchers and .236 with 3 HRs and 26 RBIs vs. righties ... Went 3-5 with a HR and two (2) RBIs vs. LEX on 7/3 ... Went 3-3 with two (2) doubles vs. ROM on 9/7.

2008

Played for Low-A Augusta ... Batted .232 with 5 HRs and 37 RBIs in 107 games for the Greenjackets ... Hit .246 with 2 HRs and 19 RBIs in 58 home games ... Batted .217 with 3 HRs and 18 RBIs in 49 road games ... Went 3-4 with two (2) RBIs vs. GRE on 4/20 ... Went 3-3 @ HIC on 6/30.

PERSONAL & MISCELLANEOUS

Graduate of Nimitz (TX) High School ... Attended Vernon Regional Junior College ... Selected by the Giants in the 24th round of the 2005 June draft.

SIMMONS' CAREER BATTING STATISTICS

Year	Team	League	ORG	AVG	G	AB	R	H	2B	3B	HR	RBI	BB	IBB	SO	SB	CS	OBP	SLG	OPS
2006	AZL Giants	SF	SF	.278	42	126	26	35	9	1	1	9	16	0	33	2	2	.361	.389	.750
2007	San Jose	CAL	SF	.100	4	10	1	1	0	0	0	1	1	0	3	2	0	.182	.100	.282
2007	Augusta	SAL	SF	.193	56	176	29	34	7	5	3	19	21	0	64	13	6	.292	.341	.633
2007	AZL Giants	AZL	SF	.187	27	91	14	17	1	4	1	13	11	0	35	1	0	.279	.319	.598
2008	Augusta	SAL	SF	.232	107	354	49	82	12	3	5	37	22	0	132	25	10	.277	.325	.602
2009	Augusta	SAL	SF	.252	99	286	44	72	17	2	4	35	31	0	85	15	1	.339	.367	.706
2010	San Jose	CAL	SF	.252	105	317	56	80	16	5	12	47	37	1	112	19	7	.339	.448	.787
2011	Fresno	PCL	SF	.228	27	57	6	13	0	0	3	6	3	0	25	0	0	.279	.386	.665
2011	San Jose	CAL	SF	.270	49	159	30	43	6	2	10	27	13	0	60	4	0	.329	.522	.851
Minor League Totals				.239	516	1576	255	377	68	22	39	194	155	1	549	81	26	.315	.385	.699

2012 FLYING SQUIRRELS



Skyler Stromsmoe

Height/Weight: 5-10/170
Bats/Throws: Switch/Right
Born: March 30th, 1984 in Bow Island, Alberta
Resides: Dallas, TX
Acquired: Signed by Giants as a NDFB March 31st, 2007



UTIL

THE STROMSMOE FILE

Flying Squirrels Debut:
4/12/2010 @ Altoona

Last Team:
Richmond Flying Squirrels

CAREER HIGHS:

Runs: 3 (x2)last, 8/20/11 vs. AKR
Hits: 4 7/17/09 vs. MOD
HR: 1 Many
RBI: 4 7/17/09 vs. MOD
SB: 3 8/31/10 vs. LWD

Dubbed his "secret weapon" by 2010 Flying Squirrels' manager Andy Skeels, the super-utility man proved to be just that for Richmond in 2011. The diminutive Canadian has never had anything in his career handed to him, and that certainly wasn't the case again in 2011, as he was continually shuffled on and off the Flying Squirrels' roster during the season. That changed late in the year, when the Squirrels desperately needed a shortstop. Stromsmoe filled the role, and became one of the most effective Squirrels on either side of the ball as Richmond rallied to the wild-card spot in the Western Division. His torrid play continued into the postseason as well, as he clubbed a game-winning home run in game one of the Eastern League Championship Series. Over the last two seasons, Stromsmoe has appeared at every position except catcher for the Squirrels, and continues to be one of the grittiest players in the game. His versatility makes him an asset to any club, and that club could once again be Richmond in 2012.

2011

Spent the entire season with Richmond ... Batted .277 with 2 HRs and 20 RBIs in 83 games with the Flying Squirrels ... Amassed a .350 (28-80) average with a HR and 13 RBIs in 40 home games ... Hit just .226 (26-115) with a HR and seven (7) RBIs in 43 road games ... Enjoyed a strong second half, batting .308 (37-120) after the All-Star break after posting a .227 average (17-75) in the first half ... Finished the season as the Squirrels' everyday shortstop ... Hit .329 (27-82) with 2 HRs and 13 RBIs in the month of August ... Hit .308 (8-26) with a HR and three (3) RBIs in the postseason ... The home run was a game-winning two-run shot in the 9th inning of game one of the ELCS, the only game the Squirrels won in the series.

2010

Opened the season with Richmond and appeared in nine (9) games before injury his shoulder diving into third base during the Squirrels game against Altoona on 5/5 ... Was placed on the Disabled List on 5/6 and was thought to need shoulder surgery, but a second opinion allowed him to return to the lineup a month later on 6/5 ... Spent the next two months with the Squirrels before being sent down to Augusta (A) for the final month of the season ... Played every defensive position for Richmond except first base and catcher ... Caught bullpen sessions and suited up as backup catcher during a July series against Harrisburg ... Made professional pitching debut on 7/26 vs. the Reading Phillies ... Turned in a scoreless inning while deploying a knuckleball that he playfully called "the canuckler".

2009

Spent the majority of the season with San Jose (A+), but appeared in three (3) games with Fresno (AAA) as well ... Logged time at second base, third base and shortstop ... Also made two appearances with Salem-Keizer (SS-A).

2008

Split the season between Salem-Keizer and Augusta (A), serving as a utility infielder at both locations.

2007

Attended Longview (Lees Summit, MO) College and Southern Arkansas University ... Ranked 2nd nationally in NCAA Division II baseball in stolen bases (52-0f-55).

STROMSMOE'S CAREER BATTING STATISTICS

Year	Team	League	ORG	AVG	G	AB	R	H	2B	3B	HR	RBI	BB	IBB	SO	SB	CS	OBP	SLG	OPS
2007	AZL Giants	AZL	SF	.290	28	62	16	18	3	0	2	11	11	0	9	7	1	.429	.435	.864
2008	Augusta	SAL	SF	.200	19	55	6	11	0	0	0	0	10	0	9	2	1	.333	.200	.533
2008	Salem-Keizer	NOR	SF	.250	12	44	6	11	0	0	0	0	5	0	6	3	1	.340	.250	.590
2009	Salem-Keizer	NOR	SF	.222	2	9	2	2	0	0	0	0	1	0	0	0	0	.222	.222	.444
2009	San Jose	CAL	SF	.267	44	101	17	27	7	1	2	15	10	0	19	1	0	.345	.416	.761
2009	Fresno	PCL	SF	.000	3	3	0	0	0	0	0	0	0	0	2	0	0	.000	.000	.000
2010	Richmond	EAS	SF	.239	47	142	11	34	3	1	2	7	7	0	34	6	0	.283	.317	.600
2010	Augusta	SAL	SF	.195	25	87	18	17	5	1	0	12	13	0	16	6	1	.312	.276	.588
2011	Richmond	EAS	SF	.277	83	195	30	54	6	1	2	20	28	2	39	3	6	.365	.349	.714
	Minor League Totals			.249	263	698	106	174	24	4	8	66	84	2	134	28	10	.339	.330	.668

Organization

2012 Flying Squirrels

2011: In Review

History & Records

Eastern League

SF Giants

General Info

2012 MEDIA & INFORMATION GUIDE



61



2012 FLYING SQUIRRELS

Organization

2012 Flying Squirrels

2011: In Review

History & Records

Eastern League

SF Giants

General Info



Tom Vessella

LHP

Height/Weight: 6-6/205
 Bats/Throws: Right/Left
 Born: October 12th, 1985 in Van Nuys, CA
 Resides: Burbank, CA
 Acquired: Signed by Giants as a MLFA January 4th, 2011



THE VESSELLA FILE

Flying Squirrels Debut: 4/12/2011 vs. Bowie

Last Team: Fresno Grizzlies

CAREER HIGHS:

IP (S):7 8/27/11 vs. ABE
 IP (R):4 5/25/08 vs. LCO
 H:10 8/3/07 vs. HVL
 BB:7 8/25/11 vs. STK
 SO:7 6/20/07 @ VER

Originally a product of the Houston Astros' farm system, Vessella found himself out of affiliated ball for two seasons after a rough start to his career. But the Giants liked what they saw from the left-hander and gave him a contract and a chance prior to the 2011 season. They aggressively opened him in Richmond to work with noted left-handed specialist Ross Grimsley. The 26-year old definitely flashed the ability that the Giants had noticed, but also struggled with command and consistency. He bounced around a bit in the system, but eventually settled in to some degree with San Jose (A+). Back in spring camp with the Giants in 2012, organizational instructors will have more of an opportunity to mold the lefty. Where he opens the season is certainly a question mark, but if San Francisco likes what it sees in Scottsdale, that very well could be back in Richmond in either a starting or relieving role.

2011

Pitched for all four full-season affiliates in the Giants organization, Triple-A Fresno, Double-A Richmond, Advanced-A San Jose and Low-A Augusta ... Began the season with the Flying Squirrels and posted a 1-1 record with a 5.54 ERA in four (4) appearances, including three (3) starts ... Struck out 12 batters and issued nine (9) walks in 13 innings pitched ... Sent down to Augusta on 5/2 ... Went 0-1 with an 8.78 ERA in 11 appearances with the Greenjackets ... Promoted to San Jose on 6/17 ... Went 3-4 with a 4.57 ERA in 18 appearances, including five (5) starts ... Struck out 30 batters and walked 26 in 45.1 innings pitched with San Jose ... Posted a 3-2 mark with a 3.55 ERA in 10 home appearances, including two (2) starts ... Went 0-2 with a 5.85 ERA in eight (8) road appearances, including three (3) starts ... Promoted to Fresno on 9/1 ... Sent down to San Jose on 9/8 ... Allowed two (2) hits and three (3) earned runs in lone playoff appearance for San Jose.

2010

Split the season between two independent league teams, Laredo of the United League and Evansville of the Frontier League ... Began the season with Evansville and went 0-2 with a 7.11 ERA in six (6) appearances with the Otters ... Released by Evansville on 6/7 ... Signed with Laredo on 6/30 ... Went 0-1 with a 7.99 ERA in 31 appearances with the Broncos.

2009

Made two starts with Lake Erie Crushers of the Frontier League ... Went 0-0 with a 7.71 ERA allowing seven (7) runs, six (6) earned on nine (9) hits in seven (7) innings pitched.

2008

Went 1-3 with a 6.83 ERA in six (6) appearances, including five (5) starts with Low-A Lexington in the Astros organization ... Struck out 13 batters and issued six (6) walks in 29 innings pitched ... Tossed four (4) scoreless frames vs. LCO on 5/25.

2007

Spent the season with Short-Season A Tri-City ... Compiled a 2-7 record with a 4.63 ERA in 15 starts for the ValleyCats ... Struck out 52 batters and issued 23 walks in 72 innings pitched ... Tossed seven (7) scoreless innings vs. ABE on 8/27 ... Posted a 1-4 mark with a 5.30 ERA in eight (8) home starts and a 1-3 record with a 3.89 ERA in seven (7) road starts.

PERSONAL & MISCELLANEOUS

Originally selected by the Houston Astros in the 11th round of the 2006 June draft ... Attended Whittier (CA) College ... Signed by the Giants as a minor league free agent in January 2011.

VESSELLA'S CAREER PITCHING STATISTICS

Year	Team	League	ORG	W	L	PCT	ERA	G	GS	CG	SHO	SV	SVO	IP	H	R	ER	HR	HB	BB	SO	WP	AVG
2006	Greenville	APP	HOU	1	5	.167	4.60	13	9	0	0	0	0	43.0	48	25	22	2	1	17	30	5	.286
2007	Tri-City	NYP	HOU	2	7	.222	4.63	15	15	0	0	0	0	72.0	80	46	37	2	6	23	52	9	.281
2008	Lexington	SAL	HOU	1	3	.250	6.83	6	5	0	0	0	0	29.0	38	22	22	6	3	6	13	1	.319
2009	Lake Erie	FRN	IND	0	0	.000	7.71	2	2	-	-	0	-	7.0	9	7	6	1	2	7	4	2	.000
2010	Laredo	UNT	IND	0	1	.000	7.99	31	0	-	-	0	-	23.2	40	24	21	4	3	9	18	4	.000
2010	Evansville	FRN	IND	0	2	.000	7.11	6	0	-	-	0	-	6.1	8	8	5	0	1	4	1	2	.000
2011	Richmond	EAS	SF	1	1	.500	5.54	4	3	0	0	0	1	13.0	10	8	8	1	2	9	12	0	.222
2011	Augusta	SAL	SF	0	1	.000	8.78	11	0	0	0	0	0	13.1	17	14	13	0	4	10	8	2	.327
2011	San Jose	CAL	SF	3	4	.429	4.57	18	5	0	0	0	0	45.1	55	27	23	2	2	26	30	6	.314
2011	Fresno	PCL	SF	0	0	.000	0.00	1	0	0	0	0	0	0.1	0	0	0	0	0	0	0	0	.000
Minor League Totals				8	21	.276	5.21	68	37	0	0	0	1	216.0	248	142	125	13	18	91	145	23	.293

2012 FLYING SQUIRRELS



Joel Weeks

UTIL/C

Height/Weight: 5-9/185
 Bats/Throws: Switch/Right
 Born: November 30th, 1984 in Long Beach, CA
 Resides: Cypress, CA
 Acquired: Signed by Giants as a NDF A
 June 16th, 2008



THE WEEKS FILE

Flying Squirrels Debut:
4/7/2011 vs. New Britain

Last Team:
Augusta GreenJackets

CAREER HIGHS:

Runs:.. 4 (x2).....last, 8/25/09 vs.VAN
 Hits:.....3.....Many
 HR:.....1.....Many
 RBI:.....4.....6/11/11 vs.ASH
 SB:.....1.....Many

Weeks is a rarity. A utility-infielder that also catches. His 2011 season was also a rarity, as he opened the year holding down shortstop for the Flying Squirrels while Nick Noonan got healthy in extended spring training. He struggled playing everyday in the Eastern League, and when Noonan was ready he was sent to Augusta (A) where he finished the season. He fared much better in the South Atlantic League, batting .295 the rest of the way. Weeks is capable of providing valuable depth at a number of positions, essentially filling two roster spots with one player. That may make him an attractive option to rejoin the Squirrels in 2012, serving as a third catcher behind Tommy Joseph and Johnny Monell while also spelling the everyday middle-infielders.

2011

Split the season between Richmond and Low-A Augusta ... Began the season with the Flying Squirrels and batted .179 with two (2) RBIs in 19 games ... Sent down to Low-A Augusta on 5/13 ... Batted .295 with a HR and 25 RBIs in 54 games with the GreenJackets ... Batted .333 (32-96) in 30 home games with 12 RBIs ... Hit just .250 (20-80) with a HR and 13 RBIs in 24 road games.

2010

Spent the season with Advanced-A San Jose ... Batted .277 with 4 HRs and 24 RBIs in 69 games ... Hit .253 (23-91) with nine (9) RBIs in 30 home games ... Batted .292 (52-178) with 4 HRs and 15 RBIs in 39 road games ... Went 3-5 with one (1) double and two (2) RBIs vs. STK on 7/21 ... Batted .215 with eight (8) RBIs before the All-Star break ... Hit .327 (37-113) with 4 HRs and 16 RBIs after the All-Star break ... Went 1-4 with one (1) double and one (1) RBI in the postseason as San Jose captured the Cal League championship.

2009

Split the season between Low-A Augusta and Short-Season A Salem-Keizer ... Hit just .040 (1-25) in 14 games with the GreenJackets ... Sent down to Salem-Keizer on 6/20 ... Batted .294 with 4 HRs and 15 RBIs in 31 games with the Volcanoes ... Went 3-4 with one (1) double and three (3) RBIs vs. YAK on 7/24 ... Went 3-5 with one (1) double vs. EVE on 8/27 ... Amassed a .341 (14-41) average with a HR and three (3) RBIs in August.

2008

Began his pro career with AZL Giants (R) ... Batted .248 with no homers and 11 RBIs in 33 games with AZL Giants ... Went 3-5 with four (4) runs scored @ AZL Royals on 8/11 ... Hit .283 (13-46) with six (6) RBIs in 16 home games ... Batted just .218 (12-55) with five (5) RBIs in 17 road games.

PERSONAL & MISCELLANEOUS

Graduate of West Torrance (CA) High School ... Two-time first-team All-Bay League selection and second-team All-CIF choice during prep career ... Attended El Camino (CA) College, Cypress (CA) College and Cal State Fullerton ... Named first-team All-Orange Empire College as an infielder with Cypress in 2006 ... Batted .322 with two (2) homers and 38 RBIs in 63 games as a senior at Fullerton in 2008 ... Hit .297 with no homers and 10 RBIs in 26 games for Fullerton in 2007 ... Helped Fullerton reach 2007 College World Series ... Signed by the Giants as a non-drafted free agent on 6/16/08.

WEEKS' CAREER BATTING STATISTICS

Year	Team	League	ORG	AVG	G	AB	R	H	2B	3B	HR	RBI	BB	IBB	SO	SB	CS	OBP	SLG	OPS
2008	AZL Giants	SF		.248	33	101	16	25	4	0	0	11	11	0	17	4	2	.325	.287	.612
2009	Augusta	SAL	SF	.040	14	25	1	1	0	0	0	3	4	0	8	0	0	.172	.040	.212
2009	Salem-Keizer	NOR	SF	.294	31	102	16	30	4	0	4	15	11	0	13	1	2	.365	.451	.816
2010	San Jose	CAL	SF	.277	69	206	25	57	12	0	4	24	16	1	32	4	1	.332	.393	.725
2011	Richmond	EAS	SF	.179	19	39	2	7	1	0	0	2	3	1	9	0	1	.233	.205	.438
2011	Augusta	SAL	SF	.295	54	176	27	52	8	1	1	25	26	1	38	0	1	.380	.369	.749
	Minor League Totals			.265	220	649	87	172	29	1	9	80	71	3	117	9	7	.337	.354	.692

Organization

2012 Flying Squirrels

2011: In Review

History & Records

Eastern League

SF Giants

General Info

2012 MEDIA & INFORMATION GUIDE



63



2012 FLYING SQUIRRELS

Organization

2012 Flying Squirrels

2011: In Review

History & Records

Eastern League

SF Giants

General Info



Craig Westcott

RHP

Height/Weight: 6-4/225
 Bats/Throws: Left/Right
 Born: March 1st, 1986 in Chalmette, LA
 Resides: Chalmette, LA
 Acquired: Selected by Giants in the 30th Round
 2009 June MLB Draft



THE WESTCOTT FILE

Flying Squirrels Debut:
6/3/2010 @ New Hampshire

Last Team:
San Jose Giants

CAREER HIGHS:

IP (S):87/15/11 @VIS
 IP (R):...515/16/11 vs.STK
 H:.....11 (x2).....last.6/26/11 vs.STK
 BB:.....69/3/11 vs.RC
 SO:.....97/18/10 vs.BOW

Westcott spent the second half of the 2010 season in Richmond, and although he didn't dominate, certainly posted solid results. He seemed assured of a place on the Richmond staff in 2011, but that didn't happen as he spent the entire season in San Jose (A+). He had tremendous success in the California League in 2010, and that continued last year, as he went 13-4 over 25 appearances - 24 starts. He was named both a mid-season and postseason all-star in the CL, and participated in the California-Carolina League All-Star Game in Myrtle Beach, SC. Now 26-years old, the time is now for Westcott if he is going to bust through the remaining levels of the minor leagues. His results and his familiarity with the Eastern League should make him one of the top starters for Richmond at the beginning of the season. The only hesitation in making that assumption is the fact that it also seemed that would be the case last year.

2011

Spent the season with Advanced-A San Jose ...Went 13-4 with a 3.42 ERA in 25 appearances, including 24 starts ... Struck out 87 batters and issued 33 walks in 155.1 innings pitched ...Tossed six (6) scoreless innings vs. MOD on 8/27 ...Tossed seven (7) scoreless frames and did not allow a hit @ STK on 5/22 ...Tossed seven (7) scoreless innings @ BAK on 5/28 ...Tossed eight (8) scoreless innings @VIS on 7/15 ... Posted a 5-2 mark with a 4.04 ERA in 12 home appearances, including 11 starts ...Went 8-2 with a 2.92 ERA in 13 road starts ... Compiled an 8-0 record with a 2.09 ERA in 12 appearances, including 11 starts, in the first half ...Went 5-4 with a 4.61 ERA in 13 second half starts ...Tied for 1st in the California League in wins (13) ...T-2nd in the league in WHIP (1.21) ... Finished 4th in the circuit in ERA (3.42) ... Named Cal League Pitcher-of-the-Week for the week of July 11-18 ... Named Cal League Mid-Season and Postseason All-Star.

2010

Opened the season with San Jose, making 13 starts in the first half of the season and posting a 6-0 record and 1.83 ERA ... Named San Jose's Pitcher of the Month in both April and June ...Named to the California League mid-season All-Star team and tabbed to start the California-Carolina League All-Star Game at BB&T Coastal Field in Myrtle Beach, SC ... Struck out the side in the 1st inning of All-Star Game ...Held right-handed hitters to a .197 (28-142) average ... Made one (1) start for San Jose following the All-Star break before being promoted to Richmond ... Made 13 starts for the Flying Squirrels, including his first against Erie on 7/2 ... Final outing of the season was his finest, tossing 6.2 scoreless innings and allowing just two (2) hits to Bowie on 9/5 ... Notched a 2B and knocked in run on 7/12 @ Altoona ... Suffered first career loss on 7/7 @ Harrisburg.

2009

Began his professional career in the Arizona Rookie League ... Made seven (7) relief appearances for the AZL Giants, picking up four (4) wins in the process ... Finished the season with three (3) starts with Salem-Keizer (SS-A) in the Northwest League ... Named Northwest League Pitcher of the Week 8/17-8/23 ... Made a lone start for S-K in the postseason and won game three of the NWLCS, firing seven (7) scoreless innings and allowing just three (3) hits as the Volcanoes took a two-game-to-one lead in a series they eventually won in four games ... Finished the year with an unblemished 8-0 record including his playoff win.

PERSONAL & MISCELLANEOUS

Attended Belhaven (MS) College ... Holds the Belhaven single-season records for most strikeouts (124) and shutouts (5), which he set in 2009 ... Threw two (2) no-hitters in 2009 ... Offensively, led the team with a .353 batting average and .618 slugging percentage and was 2nd on the team in HRs (11) ... Awarded the 2009 Cellular South Ferriss Trophy as Mississippi's top collegiate baseball player as voted on by Major League scouts, coaches and media members ... NAIA Second Team All-American in 2009 ... Selected as 2009 GCAC Pitcher of the Year ... Was selected by the Giants in the 30th round of the 2009 June draft.

WESTCOTT'S CAREER PITCHING STATISTICS

Year	Team	League	ORG	W	L	PCT	ERA	G	GS	CG	SHO	SV	SVO	IP	H	R	ER	HR	HB	BB	SO	WP	AVG
2009	AZL Giants	AZL	SF	4	0	1.000	0.69	7	0	0	0	0	0	13.0	4	2	1	0	0	3	21	3	.098
2009	Salem-Keizer	NOR	SF	3	0	1.000	3.26	7	7	0	0	0	0	30.1	28	11	11	1	4	9	42	4	.241
2010	San Jose	CAL	SF	6	0	1.000	1.83	13	13	0	0	0	0	68.2	63	19	14	3	2	32	53	5	.242
2010	Richmond	EAS	SF	3	3	.500	5.13	13	13	0	0	0	0	66.2	76	42	38	9	3	28	48	4	.284
2011	San Jose	CAL	SF	13	4	.765	3.42	25	24	0	0	0	0	155.1	155	67	59	11	5	33	87	9	.262
Minor League Totals				29	7	.806	3.31	65	57	0	0	0	0	334.0	326	141	123	24	14	105	251	25	.255

2012 FLYING SQUIRRELS



Jackson Williams

Height/Weight: 5-11/200
Bats/Throws: Right/Right
Born: May 14th, 1986 in Tulsa, OK
Resides: Tulsa, OK
Acquired: Selected by Giants in the 1st (S) Round 2007 June MLB Draft



THE WILLIAMS FILE

Flying Squirrels Debut:
4/8/2010 @ Bowie

Last Team:
Richmond Flying Squirrels

CAREER HIGHS:

Runs:.....3.....6/13/08 @ GRE
Hits:....3 (x3).....last, 8/5/10 @ RR
HR:.....1.....Many
RBI:.....4.....7/18/10 vs. LAS
SB:.....1 (x4).....last, 8/10/10 @ ALB

Williams was a member of the Flying Squirrels' inaugural season team in 2010, opening the year as the team's primary catcher. He struggled with the bat during the first half of the season, but was promoted to Fresno (AAA) anyway at the beginning of July. He has struggled for consistent playing time behind the plate since then, reversing his path in 2011 by opening in Fresno and returning to Richmond. A supplemental first round pick in 2007, Williams continues to be one of the finest defensive catchers in the game. However, while he has worked to catch up to his defensive abilities with his bat, Buster Posey, Tommy Joseph and Hector Sanchez have taken the organizational catching spotlight. Williams should once again open the season in Triple-A, but any number of scenarios could make him a Flying Squirrel again during the course of the season.

2011

Split the season between Richmond and Triple-A Fresno ... Opened the season with Fresno and batted .184 with a HR and 12 RBIs in 56 games with the Grizzlies ... Batted .239 with six RBIs in 31 road games ... Hit just .121 with a HR and six (6) RBIs in 25 home games ... Sent down to Richmond on 8/7 ... Batted .208 with 3 HRs and nine (9) RBIs in 18 games with the Flying Squirrels.

2010

Played for Richmond and Fresno ... Began the season with the Flying Squirrels ... Batted just .192 with 2 HRs and 16 RBIs in 60 games ... Started strong with a .298 batting average (14-47) with a HR and four (4) RBIs in April (16 games) ... Hit just .117 (9-77) with no home runs and three (3) RBIs in May (24 games) ... Promoted to Fresno on 7/1 ... Batted .224 with 3 HRs and 15 RBIs in 42 games with the Grizzlies ... Batted .250 with six (6) RBIs in 21 road games ... Hit just .197 with 3 HRs and nine (9) RBIs in 21 home games.

2009

Spent the entire season with Double-A Connecticut ... Batted .223 with 2 HRs and 24 RBIs in 105 games with the Defenders ... Went 2-4 with a double and two (2) RBIs vs. NH on 8/2 ... Batted .241 (14-58) with a HR and five (5) RBIs in May ... Struggled in June with a .163 average (8-49) with no home runs and four (4) RBIs.

2008

Split the season between Low-A Augusta and Advanced-A San Jose ... Opened the season with Augusta and batted .179 with 2 HRs and 13 RBIs in 47 games with the Greenjackets ... Went 2-3 with a HR, RBI and three (3) runs scored at GRE on 6/13 ... Promoted to Advanced-A San Jose on 6/26 ... Batted .231 with 3 HRs and 16 RBIs in 50 games with San Jose ... Batted .258 (17-66) with a HR and seven (7) RBIs in 24 July games ... Slipped in August with a .211 average (16-76) with 2 HRs and nine (9) RBIs in 22 games ... Went 2-3 with a homer, three (3) RBIs and two (2) runs scored vs. HDM on 8/24.

2007

Began his professional career with Short-Season A Salem-Keizer ... Batted .231 with 5 HRs and 20 RBIs in 42 games with the Volcanoes ... Batted .284 with 3 HRs and nine (9) RBIs in 21 road games ... Batted just .175 with 2 HRs and 11 RBIs in 21 home games ... Went 3-4 with a homer and three (3) RBIs @ TC on 7/19.

PERSONAL & MISCELLANEOUS

Graduate of Broken Arrow (OK) High School ... Attended the University of Oklahoma ... Named second-team All-Big 12 as a junior in 2007 ... Selected by the Giants in the supplemental first round of the 2007 June draft.

WILLIAMS' CAREER BATTING STATISTICS

Year	Team	League	ORG	AVG	G	AB	R	H	2B	3B	HR	RBI	BB	IBB	SO	SB	CS	OBP	SLG	OPS
2007	Salem-Keizer	NOR	SF	.231	42	130	20	30	3	0	5	20	16	0	27	0	0	.338	.369	.707
2008	Augusta	SAL	SF	.179	47	156	22	28	7	0	2	13	15	0	37	0	0	.275	.263	.538
2008	San Jose	CAL	SF	.231	50	156	11	36	5	0	3	16	15	0	40	2	3	.309	.321	.630
2009	Connecticut	EAS	SF	.223	105	300	33	67	20	0	2	24	35	1	60	1	5	.316	.310	.626
2010	Richmond	EAS	SF	.192	60	193	17	37	9	1	2	16	29	1	54	0	1	.317	.280	.597
2010	Fresno	PCL	SF	.224	42	125	16	28	7	0	3	15	15	1	33	1	1	.327	.352	.679
2011	Fresno	PCL	SF	.184	56	125	13	23	3	0	1	12	17	1	36	0	2	.288	.232	.520
2011	Richmond	EAS	SF	.208	18	53	8	11	2	0	3	9	5	0	9	0	0	.288	.415	.703
	Minor League Totals			.210	420	1238	140	260	56	1	21	125	147	4	296	4	12	.310	.308	.617

Organization

2012 Flying Squirrels

2011: In Review

History & Records

Eastern League

SF Giants

General Info

2012 MEDIA & INFORMATION GUIDE



65



2012 FLYING SQUIRRELS

Organization

2012 Flying Squirrels

2011: In Review

History & Records

Eastern League

SF Giants

General Info



Eliezer Zambrano

C

Height/Weight: 5-10/184
 Bats/Throws: Switch/Right
 Born: September 16th, 1986 in San Diego, VZ
 Resides: San Diego, VZ
 Acquired: Signed by Giants as a NDFB February 9th, 2005



THE ZAMBRANO FILE

Flying Squirrels Debut: 7/12/2010 @ Altoona

Last Team: Augusta GreenJackets

CAREER HIGHS:

Runs: 3 (x2).....last, 8/23/09 vs. CSC
 Hits: 4.....8/24/08 @ EUG
 HR: 1 (x2).....last, 7/5/2011 @ CSC
 RBI: 3 (x2).....last, 6/30/09 @ VAN
 SB: 1.....Many

Zambrano has been a familiar face in the Flying Squirrels' clubhouse over the last two seasons, although many fans probably don't know much about him. He has served as a third catcher on two different occasions, joining the Flying Squirrels from Augusta (A) in 2010 and opening the season with them in 2011. He hasn't garnered much playing time at the Double-A level, but has made an impact when he finds his name on the lineup card. An organizational catcher, Zambrano is popular with Giants' pitchers for his ability behind the plate. He potentially could serve as the third catcher for the Squirrels once again at some point this year.

2011

Split the season with the Richmond Flying Squirrels and Low-A Augusta ... Batted .217 in eight games with the Flying Squirrels with 3 RBIs ... Went 2-5 with 2 RBIs and a double on 6/12 @NH ... After being sent down, he batted .259 (14-59) in Augusta with a HR and five (5) RBIs.

2010

Split the season with Augusta and the Richmond Flying Squirrels ... Played 31 games and batted .170 15-88 with seven (7) RBIs ... In April batted .250 5-20 with zero homers and one RBI ... In May batted .136 3-22 with two (2) RBIs ... Went 3-4 with one double and one RBI on 4/20 against SAV ... Played five (5) games with the Squirrels and batted .278 (5-18) ... vs. left handed pitchers batted .429 but against right handed pitchers batted .182.

2009

Split the season with San Jose and Augusta ... Played two games for San Jose ... Played 32 games for Augusta and batted .200 (17-85) with a HR and sixteen RBIs ... In July batted .167 (7-42) with a HR and seven RBIs ... In August batted .294 (5-17) ... Played nine (9) games for Augusta and batted .227 (5-22) with two (2) RBIs.

2008

Played the whole season with SAV ... Batted .174 (12-69) with 11 RBIs in 22 games.

2007

Played the whole season with AZL Giants ... Batted .254 15-59 with five (5) RBIs in 20 games ... Batted .324 12-37 with zero homers and two RBIs in 12 home games, but batted .136 3-22 with zero homers and three RBIs in eight games.

PERSONAL & MISCELLANEOUS

Signed by the Giants and is a non drafted free agent on 2/9/2005.

ZAMBRANO'S CAREER BATTING STATISTICS

Year	Team	League	ORG	AVG	G	AB	R	H	2B	3B	HR	RBI	BB	IBB	SO	SB	CS	OBP	SLG	OPS
2006	DSL Giants	SF	SF	.292	45	120	18	35	5	2	0	16	10	0	15	10	5	.346	.367	.713
2007	AZL Giants	AZL	SF	.254	20	59	10	15	2	0	0	5	5	0	6	3	0	.343	.288	.631
2008	Salem-Keizer	NOR	SF	.174	22	69	4	12	3	0	0	11	3	0	16	0	0	.205	.217	.422
2009	San Jose	CAL	SF	.000	2	2	0	0	0	0	0	0	0	0	0	0	0	.000	.000	.000
2009	Salem-Keizer	NOR	SF	.200	32	85	11	17	2	2	1	16	5	0	9	1	2	.245	.306	.551
2009	Augusta	SAL	SF	.227	9	22	3	5	0	0	0	2	3	0	4	0	0	.346	.227	.573
2010	Augusta	SAL	SF	.170	31	88	7	15	2	0	0	7	1	0	23	1	0	.187	.193	.380
2010	Richmond	EAS	SF	.278	5	18	1	5	2	0	0	1	0	0	3	0	0	.278	.389	.667
2011	Richmond	EAS	SF	.217	8	23	4	5	2	0	0	3	1	0	5	0	0	.240	.304	.544
2011	Augusta	SAL	SF	.259	18	54	6	14	3	0	1	5	7	2	5	0	0	.344	.370	.714
	Minor League Totals			.228	192	540	64	123	21	4	2	66	35	2	86	15	7	.280	.293	.572



2011: IN REVIEW





2011: IN REVIEW

Organization

2012 Flying Squirrels

2011: In Review

History & Records

Eastern League

SF Giants

General Info

WESTERN DIVISION CHAMPS



The Flying Squirrels enjoyed a tremendous level of success during their inaugural season in 2010, everywhere with the exception of the field. A team that been ushered into Richmond with comparisons to the "Great 8" of the Richmond Braves had slumped badly in the second half of the season, eventually placing fifth in the Eastern League's Western Division at a record of 68-73.

In 2011, the franchise set out to enhance their off-field presence, while the San Francisco Giants worked on fielding a winner at the Double-A level for the fans that had led the Eastern League in attendance the year prior.

While the front office introduced new mascots, Zinger "The Inflatable Acorn," and Parker the Rally Pig (the franchise's first living mascot), the Giants announced that veteran skipper Dave Machermer would take over the reins in Richmond, replacing 2010 manager Andy Skeels. Machermer would be joined by new Hitting Coach Ken Joyce and new Strength & Conditioning Coach Garrett Sherrill. Ross Grimsley returned as Pitching Coach, as did Athletic Trainer Eric Ortega.

Charlie Culberson headlined the group of new Squirrels' prospects, and didn't disappoint in the month of April, batting .290. The rest of the team was unable to follow his lead however, and collectively the Squirrels got off to a tough start at the plate batting just .222 over the first month. Richmond posted a record of 10-12 in April, but offered signs of things to come as the pitching staff recorded a cumulative 2.90 ERA to keep the team competitive while the bats attempted to warm with the weather.

The starting pitching rotation at the beginning of the season boasted three young guns and two returnees from 2010, as LHP Eric Surkamp, LHP Ryan Verdugo and RHP Justin Fitzgerald advanced to Double-A for the first time and were joined by RHP Daryl Maday and LHP Clayton Tanner. Surkamp showed flashes of the makeup that would eventually take him to San Francisco later in the year when he posted a 2.22 ERA over his first four starts with 30 strikeouts in just 20.1 innings pitched. His big-time curveball was a story, but so was his lack of run support and 0-2 record. As good as Surkamp was however, Fitzgerald was better. The California-native opened the year with a sizzling four-start stretch in which he recorded a paltry 1.45 ERA. Verdugo was right on his heels, working to a mark of 1.69 over his first four starts.

The 2011 Squirrels continued to struggle offensively as the season headed towards the summer, following with a 14-15 record in May. The bats continued to lag well behind the arms, as the team only slightly improved their dismal April with a collective .228 batting average in May. SS Nick Noonan joined the club from extended spring training and led the offensive attack with 17 RBIs.

As the offense continued to sputter, the Squirrels continued to lean heavily on their pitching staff. They responded in a big way, besting their output from April by recording a 2.76 staff ERA. Not to be outdone in the season's second month, Surkamp came on with a vengeance and enjoyed one of the finest months in all the minor leagues in May. The lefty from Cincinnati made six starts and sported a minuscule 0.89 ERA. Despite a continuing lack of run support, he was able to collect his first three wins at the Double-A level. A veteran-laden bullpen was also getting the job done for Grimsley. RHPs Osiris Matos and Ronnie Ray combined to make 16 appearances in the month without allowing an earned run. RHP Dan Otero pitched in 10 more outings and allowed just a lone earned run.

The pitching dominance continued as the season meandered towards the midway point, and the offense was about to receive the jolt it was looking for. Richmond added two impact bats during the month, as 3B Chris Dominguez joined the club from Advanced-A San Jose and the Giants signed former Cleveland Indians' prospect Wes Hodges to a minor league deal. Hodges and Dominguez combined to shore up the corners of the infield and more importantly, the middle of the lineup. Dominguez hit .314 in his first 13 Double-A games and drove in 17 runs. He was awarded the first ever Eastern League weekly offensive award when he was name Hitter of the Week (6/20-27). However, the real offensive story of June was the emergence of OF Roger Kieschnick. Kieschnick had led the California League in RBIs in 2009, but had been slowed by back trouble since. He found his groove in June, hitting .319 for the period with five home runs and 22 RBIs. The pitching staff once again was superb (3.10) and the wins began to pile up for the Squirrels. At months end, Richmond had gone 17-9 to pull their record five games over .500 at 41-36. They had also placed themselves in playoff contention, sitting in second place, four games behind the division-leading Harrisburg Senators.

The effect of Hodges and Dominguez's addition to the lineup was felt in full-force in July as the Squirrels began nipping at the Senators heels. The team posted its finest offensive month of the season (.275), led by Hodges. The Indians' cast-off was sensational in the month, pacing the team with a .365 average. He added six home runs and 16 RBIs. Kieschnick also remained a big part of the mix, blasting five more home runs and piling on 15 RBIs. The third big bat during the period belonged to Johnny Monell, who began to flourish with protection in the lineup. Monell batted .290 for the month, and added 13 walks to finish July with a .402 on-base percentage. The Squirrels were charging, and with 19 more wins



2011: IN REVIEW

2011: SEASON IN REVIEW (Cont.)

sat just a half-game out of the division lead.

The Squirrels were feeling the effects of success on the hill however. During the month of June they had lost Otero, Ray and LHP Justin Dowdy to Triple-A Fresno. Matos had also gone down with a shoulder injury. They had welcomed flame-throwing RHP Heath Hembree into the fold, but had largely pieced it together as a staff in July. Matters weren't helped when the Giants shipped RHP Henry Sosa and RHP Jason Stoffel to the Houston Astros in a July trade. The Squirrels' staff-ERA ballooned to 4.46 during July, but the club maintained their overall ERA lead due to their brilliance at the beginning of the season.

In August, the Squirrels came back to earth, dropping 16 games. The offense and pitching were equal parts to blame, as Hodges and the offense slowed while the pitching staff fought through struggles of their own. There were bright spots however, as seldomly used utility-man Skyler Stromsmoe got an opportunity to play every day and got hot. The Canadian ably took over at shortstop for Sharlon Schoop and hit .329 for the month. The Squirrels had also welcomed another exciting prospect, as Francisco Peguero arrived with a flurry of production. Peguero was sensational in August, batting .377 and knocking in 18 runs.

The Squirrels were engaged in a three-team race for two postseason spots with Harrisburg pacing the division, and Richmond and Bowie forming the chase-pack. It didn't turn into much of a chase, as Bowie replicated the Squirrels' 13-16 record during the month of August. Richmond maintained its slim wild-card lead as the regular season roared down the back-stretch. As depleted as the pitching staff had become, things got worse in August. Surkamp was promoted to San Francisco to make his Major League debut, while Maday was promoted back to Triple-A Fresno. Tanner, who had been removed from the Giants' 40-man roster, opted to sign with the Cincinnati Reds. Making the news of Tanner's departure worse was the fact that the move was made on a day he was meant to start. Needing reinforcements, the Giants promoted three pitchers who had never pitched above the low-A level. RHPs Justin Shumer, Drew Bowlin and Austin Fleet arrived for the stretch-run.

The Squirrels were flattened in their final regular-season home game of the year, 8-0, by the New Britain Rock Cats and hit the road for their final series of the season holding a half-game edge on Bowie for the wild-card spot in the West.

Richmond managed an 8-4 win in game one with the Curve as Maday returned from Fresno to make an emergency start. Meanwhile, Machemer was eyeing history as well as a playoff spot. In game two of the series, the Squirrels were forced to go 14 innings to claim a 6-3 victory. It marked the 1,500th managerial win of Machemer's career and put the Squirrels a win way from a date with the Harrisburg Senators in the postseason. The win did not come the next night, as Richmond's bats went silent and they fell in 11 innings, 1-0. Bowie meanwhile won their penultimate contest of the year to remain a half-game back. It had been determined that the Baysox would lose a game rained out earlier in the season, and would play a game less than Richmond. Simply put, trailing by a half-game, Bowie needed a win and a Flying Squirrels' loss to overtake Richmond. The win they got, downing Erie 3-2 at Prince George's Stadium.

As for the loss by Richmond, that wouldn't come. A win would, and in as dramatic fashion as you could dream up. With heavy rains forecast for Blair County Ballpark in Altoona, PA, neither team was optimistic that baseball would be played on Labor Day. However, the game was able to begin, and the Squirrels sent mystery left-hander Jason Stevenson to the mound to make the start. Stevenson had only recently joined the Squirrels, and in fact had been out of baseball for almost six years before being signed by the Giants late in the season. But, he boasted a pitch that baffled the Curve, a seldomly seen screwball. He worked seven masterful innings, and waited for the Squirrels' bats to come alive. Only one did, but it was enough. In the top of the 8th inning, as storm clouds gathered, Hodges sent a low-flying liner over the right-field wall for a 2-1 lead. Rain had already begun and it intensified as Hodges rounded the bases. He had barely cleared home plate when the grounds crew finished putting the tarp on the field. They weren't in time, and BCB was rendered unplayable. Although the home team hadn't batted in the bottom of the 8th inning, the Squirrels were declared the winner due to a rarely evoked MLB rule. Champagne flew in the visitors clubhouse as Richmond learned they were heading to the playoffs.

After their celebration, the team headed directly to Harrisburg, PA to open the Western Division Championship Series against the Senators. They wouldn't get the chance to play in Harrisburg as a tropical storm sent the Susquehanna River over its banks and flooded Metro Bank Park. The Squirrels holed up in a hotel for three days, but were eventually told the series would shift to Richmond and be played entirely at The Diamond.

The Squirrels seized the home-field advantage and made quick work of the Senators in a three-game sweep. Maday turned in seven scoreless innings to claim game 1 in a 6-0 shutout win for the Squirrels. Richmond roared back to claim game two in 11 innings, and finished off the sweep with a gem from Fitzgerald in game three.

In their second season, the Flying Squirrels would play for an Eastern League championship, meeting the New Hampshire Fisher Cats in the Eastern League Championship Series. Richmond won a wild game 1 in Manchester, NH when Stromsmoe sent a 9th inning home run that carried the Squirrels to a 10-9, triumph. Unfortunately it would be their last victory of the series and the season. The Squirrels had run out of gas, and an extremely talented Fisher Cats club took the next three games in the series to claim the title. They celebrated that championship after a game 4 win at The Diamond. Monell had nothing to hang his head about, having batted a robust .478 in the postseason.

The 2011 season was a fine encore both off the field and on it for the Flying Squirrels. On the field, the team had made an improbable run to the ELCS and boasted the league's top pitching staff. Off the field, the Flying Squirrels continued to grow their presence in Richmond, welcoming 6,679 fans per game to The Diamond.

Following the season, Squirrels' Vice President & COO Todd "Parney" Parnell was named as *Baseball America's* Minor League Executive of the Year. The award generally is a representation of a team's overall success, and 2011 was certainly that in Richmond.

Organization

2012 Flying Squirrels

2011: In Review

History & Records

Eastern League

SF Giants

General Info



2011: IN REVIEW

Organization

2012 Flying Squirrels

2011: In Review

Eastern League History & Records

SF Giants

General Info

EASTERN LEAGUE FINAL 2011 STANDINGS

WESTERN DIVISION

TEAM	W	L	PCT	GB	HOME	AWAY	DIV
Harrisburg Senators #	80	62	.563	-	37-33	43-29	47-39
Richmond Flying Squirrels @	76	66	.535	4.0	45-26	31-40	44-40
Bowie Baysox	75	66	.532	4.5	39-34	36-32	45-48
Akron Aeros	73	69	.514	7.0	36-35	37-34	47-38
Erie SeaWolves	67	75	.472	13.0	38-33	29-42	36-45
Altoona Curve	64	77	.454	15.5	34-38	30-39	37-46

- Division Winner @ - Wild Card Entrant

EASTERN DIVISION

TEAM	W	L	PCT	GB	HOME	AWAY	DIV
New Hampshire Fisher Cats #	77	65	.542	-	39-31	38-34	58-47
Reading Phillies @	74	68	.521	3.0	36-36	38-32	37-33
New Britain Rock Cats	72	70	.507	5.0	35-37	37-33	42-37
Trenton Thunder	68	73	.482	8.5	38-31	30-42	43-36
Binghamton Mets	65	76	.461	11.5	32-38	33-38	34-41
Portland Sea Dogs	59	83	.415	18.0	28-41	31-42	42-62

- Division Winner @ - Wild Card Entrant

Composite Club Standings

Harrisburg	80	62	.563	-
N. Hampshire	77	65	.542	3.0
Richmond	76	66	.535	4.0
Bowie	75	66	.532	4.5
Reading	74	68	.521	6.0
Akron	73	69	.514	7.0
New Britain	72	70	.507	8.0
Trenton	68	73	.482	11.5
Erie	67	75	.472	13.0
Binghamton	65	76	.461	14.5
Altoona	64	77	.454	15.5
Portland	59	83	.415	21.0

Although they were eliminated from the playoffs by the Squirrels in a three-game sweep, manager Tony Beasley led the Harrisburg Senators (Washington) to the best record in the Eastern League.



2011 EL Playoff Results

After a 21-9 month of July, the Bowie Baysox looked poised to oppose Harrisburg in the Western Division, but the Baysox stumbled to 13-16 in August, allowing the Flying Squirrels the chance to catch them for the wild-card spot in the West, which they claimed by a half-game. Richmond used homefield advantage and momentum to steam-roll Harrisburg in a three-game sweep of the WDCS.

In the East, the prospect-laden New Hampshire Fisher Cats were the class of the division for the majority of the season. Led by manager Sal Fasano and Eastern League MVP Travis d'Arnaud, the Blue Jays' farmhands had little trouble with the depleted Reading Phillies in the EDCS.

Richmond Defeats Harrisburg, 3-0 (Western Divisional Series)

N. Hampshire Defeats Reading, 3-1 (Eastern Divisional Series)

N. Hampshire Defeats Richmond, 3-1 (Eastern League Championship Series)

The Fisher Cats claimed games 3 and 4 at The Diamond to grab their second Eastern League title, besting the Squirrels in four games. The title marked the first for the Fisher Cats since their inaugural season in Manchester, NH, in 2004.



2011: IN REVIEW



2011 EASTERN LEAGUE AWARD WINNERS

Eastern League Most Valuable Player Travis d'Arnaud, New Hampshire
Eastern League Rookie of the Year Starling Marte, Altoona
Eastern League Pitcher of the Year Brad Peacock, Harrisburg
Eastern League Playoffs Most Valuable Player Kevin Howard, New Hampshire
Eastern League Manager of the Year Sal Fasano, New Hampshire

2011 EASTERN LEAGUE POSTSEASON ALL-STAR TEAM

RHSP Brad Peacock, HAR **SS** Adeiny Hechavarria, NH
LHSP Eric Surkamp, RIC **DH** Matt Rizzotti, REA
RP Cory Burns, AKR **OF** Chih-Hsien Chiang, POR
C Travis d'Arnaud, NH **OF** Anthony Gose, NH
1B Tyler Moore, HAR **OF** Starling Marte, ALT
2B Yangervis Solarte, NBR **UTIL** Josh Satin, BNG
3B Will Middlebrooks, POR

2011 EASTERN LEAGUE MID-SEASON ALL-STARS

Pitchers: Aaron Pribrani - Altoona; Alex Wilson - Portland; Austin Adams - Akron; Austin Hyatt - Reading; Brad Peacock - Harrisburg; Brett Jacobson - New Britain; Casey Crosby - Erie; Chance Ruffin - Erie; Cory Burns - Akron; Dellin Betances - Trenton; **Eric Surkamp - Richmond**; Erik Arnesen - Harrisburg; Hassan Pena - Harrisburg; Henderson Alvarez - New Hampshire; Jacob Turner - Erie; Jeff Locke - Altoona; Jeurys Familia - Binghamton; Joel Carreno - New Hampshire; Justin Fitzgerald - Richmond; Liam Hendriks - New Britain; Manny Banuelos - Trenton; Pedro Viola - Bowie; Stephen Fife - Portland; Timothy Bascom - Bowie; Zach Stewart - New Hampshire;

Catchers: Austin Romine - Trenton; Caleb Joseph - Bowie; Chun Chen - Akron; **Johnny Monell - Richmond**; Travis d'Arnaud - New Hampshire

1B: Matt Rizzotti - Reading; Mike McDade - New Hampshire; Tyler Moore - Harrisburg

2B: Brock Holt - Altoona; Charlie Culberson - Richmond; Corban Joseph - Trenton; Josh Satin - Binghamton

3B: Francisco Martinez - Erie; Jeremy Farrell - Altoona; Will Middlebrooks - Portland

SS: Adeiny Hechavarria - New Hampshire; Jordany Valdespin - Binghamton; Juan Diaz - Akron

OF: Alex Hassan - Portland; Michael Spidale - Reading; Yangervis Solarte - New Britain; Archie Gilbert - Harrisburg; Starling Marte - Altoona; Xavier Avery - Bowie; Moises Sierra - New Hampshire; **Roger Kieschnick - Richmond**; Bill Rhinehart - Harrisburg; Chih-Hsien Chiang - Portland; Justin Henry - Erie

2011 EASTERN LEAGUE WEEKLY AWARD WINNERS

Batters

April 7-18 Cody Overbeck, REA
 April 18-25 Josh Satin, BNG
 April 25-May 2 Yangervis Solarte, NBR
 May 2-9 Archie Gilbert, HAR
 May 9-16 Justin Henry, ERI
 May 16-23 Tim Fedoroff, AKR
 May 23-31 Tyler Moore, HAR
 May 31-June 6 Chih-Hsien Chiang, POR
 June 6-13 Steve Lombardozzi, HAR
 June 13-20 Jordy Mercer, ALT
June 20-27 Chris Dominguez, RIC
 June 27-July 4 Bill Rhinehart, HAR
 July 4-11 Greg Miclat, BOW
 July 11-18 Beau Mills, AKR
 July 18-25 Brahim Maldonado, BNG
 July 25-August 1 LJ Hoes, BOW
 August 1-8 Brian Dozier, NBR
 August 8-15 Starling Marte, ALT
 August 15-22 Carlos Rivero, REA
 August 22-29 Jeremy Hazelbaker, POR
 August 29-September 5 Matt Rizzotti, REA

Pitchers

April 7-18 Aaron Thompson, ALT
 April 18-25 Brad Peacock, HAR
 April 25-May 2 Zach Clark, BOW
May 2-9 Eric Surkamp, RIC
 May 9-16 Brad Peacock, HAR
 May 16-23 Joel Carreno, NIH
 May 23-31 Shaeffer Hall, TRN
May 31-June 6 Ryan Verdugo, RIC
 June 6-13 Steven Fife, POR
 June 13-20 Brett Jacobson, NBR
 June 20-27 Henderson Alvarez, NIH
 June 27-July 4 T.J. McFarland, AKR
July 4-11 Eric Surkamp, RIC
 July 11-18 Mike Ballard, BOW
 July 18-25 Austin Hyatt, REA
 July 25-August 1 Tanner Roark, HAR
 August 1-8 Austin Adams, AKR
 August 8-15 Erik Arnesen, HAR
 August 15-22 Jay Voss, ERI
 August 22-29 Shairon Martis, HAR
 August 29-September 5 Drew Hutchison, NIH

Organization

2012 Flying Squinners

2011: In Review

History & Records

Eastern League

SF Giants

General Info

2012 MEDIA & INFORMATION GUIDE



2011: IN REVIEW

EASTERN LEAGUE FINAL 2011 TEAM BATTING STATISTICS

TEAM	AVG	G	AB	R	H	2B	3B	HR	RBI	HBP	BB	IBB	SO	SB	CS	SLG	OBP
Reading	.273	142	4767	668	1302	253	16	136	620	68	406	17	945	117	76	.419	.336
New Britain	.269	142	4703	662	1265	282	37	94	598	61	470	17	935	75	54	.405	.340
Portland	.267	142	4733	684	1265	298	23	129	639	73	459	8	1052	117	31	.422	.339
Erie	.266	142	4756	655	1264	259	41	70	579	63	449	11	977	119	72	.382	.334
Binghamton	.262	141	4646	646	1217	251	34	134	609	71	455	12	1168	100	45	.417	.334
New Hampshire	.259	142	4691	676	1215	256	27	134	623	77	438	11	1043	170	74	.411	.330
Altoona	.258	141	4673	574	1204	231	39	85	525	79	407	12	1052	86	52	.378	.324
Bowie	.256	141	4630	597	1186	237	29	92	545	64	457	10	1143	161	55	.379	.328
Trenton	.253	141	4722	616	1193	240	49	88	565	58	464	11	1195	115	52	.380	.325
Akron	.252	142	4690	620	1182	234	33	89	571	40	522	10	977	107	45	.373	.330
Harrisburg	.249	142	4590	607	1143	242	39	143	564	63	436	7	1073	150	47	.412	.321
Richmond	.247	142	4682	574	1155	225	36	83	519	41	348	18	1068	105	49	.363	.302
League Totals	.259	1700	56283	7579	14591	3008	403	1277	6957	758	5311	144	12628	1422	652	.395	.329

EASTERN LEAGUE 2011 BATTING LEADERS

BATTING AVERAGE*		HITS		WALKS		OBP*	
(Min. 378 PA)						(Min. 378 PA)	
Starling Marte, ALT	.332	Starling Marte, ALT	178	Jamie Johnson, ERI	84	Josh Satin, BNG	.423
Yangervis Solarte, NBR	.329	Michael Spidale, REA	161	Matt Rizzotti, REA	79	Justin Henry, ERI	.410
Michael Spidale, REA	.326	Chris Parmalee, NBR	152	Derek Norris, HAR	77	Alex Hassan, POR	.404
Josh Satin, BNG	.325	Yangervis Solarte, NBR	151	Alex Hassan, POR	76	Matt Rizzotti, REA	.392
Travis d'Arnaud	.311	Three Players Tied	147	Two Players Tied	69	Allan Dykstra, BNG	.389

GAMES		DOUBLES		INTENTIONAL WALKS		SLG*	
						(Min. 378 PA)	
Chris Parmalee, NBR	142	Joseph Corban, TRN	38	Matt Rizzotti, REA	7	Chih-Shien Chiang, POR	.601
Matt Rizzotti, REA	139	Starling Marte, ALT	38	Pedro Florimon, BOW	5	Travis d'Arnaud, NH	.542
Xavier Avery, BOW	138	Chih-Hsien Chiang, POR	37	Justin Henry, ERI	5	Josh Satin, BNG	.538
Four Players Tied	137	Mike McDade, NH	37	Three Players Tied	4	Tyler Moore, HAR	.532
		Two Players Tied	36			Will Middlebrooks, POR	.520

AT-BATS		TRIPLES		STRIKEOUTS		OPS*	
						(Min. 378 PA)	
Xavier Avery, BOW	557	Juan Perez, RIC	10	Xavier Avery, BOW	156	Chih-Shien Chiang, POR	1.050
Charlie Culberson, RIC	553	Chris Rahl, HAR	10	Anthony Gose, NH	154	Bill Rhinehart, HAR	.963
Starling Marte, ALT	536	Brock Holt, ALT	9	Brahiam Maldonado, BNG	146	Josh Satin, BNG	.962
Jamie Johnson, ERI	534	Four Players Tied	8	Quincy Latimore, ALT	140	Travis d'Arnaud, NH	.914
Chris Parmalee, NBR	530			Tyler Moore, HAR	139	Juan Lagares, BNG	.903

PLATE APPEARANCES		HOME RUNS		STOLEN BASES		EXTRA-BASE HITS	
Jamie Johnson, ERI	632	Tyler Moore, HAR	31	Anthony Gose, NH	70	Tyler Moore, HAR	70
Xavier Avery, BOW	626	Brahiam Maldonado, BNG	28	Greg Miclat, BOW	50	Chih-Hsien Chiang, POR	59
Chris Parmalee, NBR	610	Matt Rizzotti, REA	24	Ray Kruml, TRN	37	Matt Rizzotti, REA	59
Three Players Tied	587	Three Players Tied	21	Xavier Avery, BOW	36	Starling Marte, ALT	58
				Jeremy Hazelbaker, POR	35	Travis d'Arnaud, NH	55

RUNS		RBI		CAUGHT STEALING		HIT BY PITCH	
Jamie Johnson, ERI	93	Tyler Moore, HAR	90	Anthony Gose, NH	15	Joe Benson, NBR	13
Starling Marte, ALT	91	Matt Rizzotti, REA	84	Moises Sierra, NH	14	Anthony Gose, NH	13
Anthony Gose, NH	87	Chris Parmalee, NBR	83	Jordany Valdespin, BNG	14	Five Players Tied	12
Moises Sierra, NH	81	Will Middlebrooks, POR	80	Xavier Avery, BOW	14		
Greg Miclat, BOW	78	Derrick Mitchell, REA	79	Melky Mesa, TRN	13		

Organization

2012 Flying Squirrels

2011: In Review

History & Records

Eastern League

SF Giants

General Info

2011: IN REVIEW



EASTERN LEAGUE FINAL 2011 TEAM PITCHING STATISTICS

TEAM	W-L	PCT	ERA	G	GS	CG	SHO	SV	IP	H	R	ER	HR	SAC	SF	HB	BB	IBB	SO	WP	BK
Richmond	76-66	.535	3.46	142	142	3	9	37	1251.0	1160	557	481	85	56	38	52	467	20	1096	85	8
Harrisburg	80-62	.563	3.61	142	142	3	12	46	1225.2	1172	563	492	96	43	29	47	365	26	1187	69	6
Bowie	75-66	.532	3.65	141	141	5	6	48	1229.0	1145	577	498	101	37	39	61	406	6	1014	80	8
New Hampshire	77-65	.542	3.70	142	142	5	14	27	1230.0	1129	557	506	97	26	33	43	415	9	1100	81	10
Akron	73-69	.514	3.73	142	142	3	11	44	1231.0	1176	589	510	84	47	41	59	471	7	1132	90	6
Altoona	64-77	.454	3.95	141	141	1	11	35	1238.2	1225	607	543	105	62	38	67	364	6	886	74	13
Reading	74-68	.521	3.96	142	142	3	5	36	1243.0	1198	615	547	121	56	42	65	429	12	1133	51	8
Trenton	68-73	.482	4.04	141	141	1	2	40	1226.2	1287	667	550	105	46	47	58	472	16	1001	62	4
Erie	67-75	.472	4.37	142	142	3	8	27	1234.1	1216	667	599	127	46	39	65	478	6	1056	69	10
Binghamton	65-76	.461	4.47	141	141	1	7	38	1209.1	1272	693	600	114	44	37	81	484	16	997	103	17
Portland	59-83	.415	4.78	142	142	2	7	21	1206.0	1294	732	641	136	32	53	74	469	12	1076	79	11
New Britain	72-70	.507	4.93	142	142	3	8	38	1217.1	1317	755	667	106	42	49	86	491	8	950	95	8
League Totals	850-850	.500	4.05	1700	1700	33	100	437	14742.0	14591	7579	6634	1277	537	485	758	5311	144	12628	938	109

EASTERN LEAGUE 2011 PITCHING LEADERS

WINS	COMPLETE GAMES	HITS	STRIKEOUTS
Austin Hyatt, REA	12 J.C. Ramirez, REA	3 Bobby Lanigan, NBR	184 Austin Hyatt, REA
Austin Adams, AKR	11 Oliver Drake, BOW	2 Shaeffer Hall, TRN	179 Eric Surkamp, RIC
Stephen Fife, POR	11 Liam Hendriks, NBR	2 Matt Packer, AKR	175 Joel Carreno, NH
J.C. Ramirez, REA	11 T.J. McFarland, AKR	2 Aaron Pribanic, ALT	169 Shairon Martis, HAR
Eight Pitchers Tied	10 24 Pitchers Tied	1 Craig Heyer, TRN	166 Ryan Verdugo, RIC

LOSSES	SHUTOUTS	RUNS	WHIP
J.C. Ramirez, REA	13 Seven Pitchers Tied	1 Bobby Lanigan, NBR	93 Eric Surkamp, RIC
Matt Packer, AKR	12	Matt Packer, AKR	91 Erik Arnesen, HAR
Robert Carson, BNG	11	Brock Huntzinger, POR	91 Tim Bascom, BOW
Mike Colla, ALT	11	Craig Heyer, TRN	88 Jay Voss, ERI
Brock Huntzinger, POR	11	Robert Carson, BNG	88 Mike Colla, ALT

ERA	SAVES	EARNED RUNS	HOLDS
(Min. 112.0 IP)			(Min. 112.0 IP)
Eric Surkamp, RIC	2.02 Cory Burns, AKR	35 Brock Huntzinger, POR	85 Pat McCoy, HAR
Erik Arnesen, HAR	2.43 Noah Krol, ALT	24 Matt Packer, AKR	81 Pedro Viola, BOW
Shairon Martis, HAR	3.05 Jose Diaz, BOW	22 Zach Clark, BOW	77 Cory VanAllen, HAR
Tim Bascom, BOW	3.11 Heath Hembree, RIC	17 Bobby Lanigan, NBR	76 Three Pitchers Tied
Joel Carreno, NH	3.41 Tyler Robertson, NBR	16 Craig Heyer, TRN	74

GAMES	SAVE OPPORTUNITIES	HOME RUNS	AVERAGE AGAINST
Tyler Robertson, NBR	55 Cory Burns, AKR	37 Brock Huntzinger, POR	23 Joel Carreno, NH
Cory Burns, AKR	54 Noah Krol, ALT	30 Mike Colla, ALT	20 Eric Surkamp, RIC
Noah Krol, ALT	54 Jose Diaz, BOW	25 Austin Hyatt, REA	20 Jay Voss, ERI
Ricky Brooks, BNG	53 Tyler Robertson, NBR	23 Michael Lee, POR	18 Mike Colla, ALT
Jake Diekman, REA	53 Blake Maxwell, POR	20 Two Pitcher Tied	17 Tim Bascom, BOW

GAMES STARTED	INNINGS PITCHED	WALKS	STRIKEOUTS/9 IP
Austin Hyatt, REA	28 Matt Packer, AKR	169.1 Casey Crosby, ERI	77 Brad Peacock, HAR
Justin Fitzgerald, RIC	27 Austin Hyatt, REA	154.1 Joel Carreno, NH	68 Eric Surkamp, RIC
Bobby Lanigan, NBR	27 Bobby Lanigan, NBR	153.2 Austin Adams, AKR	63 Joel Carreno, NH
Matt Packer, AKR	27 Aaron Pribanic, ALT	153.0 Ryan Verdugo, RIC	63 Austin Hyatt, REA
Aaron Pribanic, ALT	27 Shaeffer Hall, TRN	150.2 Two Pitchers Tied	58 Shairon Martis, HAR

Organization

2012 Flying Squirrels

2011: In Review

History & Records

Eastern League

SF Giants

General Info

2012 MEDIA & INFORMATION GUIDE



73

2011: IN REVIEW

FLYING SQUIRRELS' FINAL 2011 BATTING STATISTICS

BATTERS	AVG	G	AB	R	H	2B	3B	HR	RBI	BB	IBB	SO	SB	CS	OBP	SLG	OPS	E
Biery, Drew	.219	10	32	1	7	1	0	0	4	1	0	10	0	0	.235	.250	.485	0
Christian, Justin	.256	73	273	46	70	12	2	4	32	23	1	31	18	2	.328	.359	.687	0
Culberson, Charlie	.259	137	553	69	143	34	2	10	56	22	3	129	14	4	.293	.382	.675	13
Dominguez, Chris	.244	78	295	35	72	22	2	7	45	9	0	78	1	5	.272	.403	.675	13
Fairley, Wendell	.265	34	98	11	26	3	2	0	7	8	0	27	2	2	.321	.337	.657	1
Flores, Jose	.201	55	189	20	38	1	3	3	19	14	0	30	5	1	.263	.286	.549	4
Ford, Darren	.279	23	86	11	24	3	0	0	2	9	0	24	6	3	.347	.314	.661	0
Hodges, Wes	.279	74	265	30	74	15	1	8	34	14	0	67	0	1	.316	.434	.750	10
Kieschnick, Roger	.255	126	459	71	117	22	5	16	65	34	1	121	13	7	.307	.429	.737	2
Koshansky, Joe	.198	34	126	11	25	8	0	3	12	17	1	43	2	0	.299	.333	.632	2
Lollis, Ryan	.222	3	9	1	2	0	0	0	1	0	0	1	0	0	.222	.222	.444	0
Lormand, Ryan	.190	29	84	9	16	5	0	0	10	11	0	17	2	2	.284	.250	.534	2
Lowenstein, Aaron	.204	36	93	5	19	1	0	0	5	6	0	28	0	1	.250	.215	.465	4
McBryde, Mike	.255	30	102	14	26	4	1	1	12	6	0	29	4	0	.313	.343	.656	1
Monell, Johnny	.249	119	386	46	96	24	1	10	49	48	2	93	0	3	.334	.394	.728	9
Noonan, Nick	.212	71	260	28	55	11	0	3	25	33	5	60	2	2	.303	.288	.591	9
Peguero, Francisco	.309	71	285	34	88	12	6	5	37	5	0	45	8	1	.318	.446	.763	3
Perez, Juan	.256	131	457	58	117	25	10	4	40	28	0	95	22	6	.303	.381	.684	9
Schoop, Sharlon	.218	80	206	25	45	8	0	4	21	20	2	39	3	2	.288	.316	.604	11
Stromsmoe, Skyler	.277	83	195	30	54	6	1	2	20	28	2	39	3	6	.365	.349	.714	5
Weeks, Joel	.179	19	39	2	7	1	0	0	2	3	1	9	0	1	.233	.205	.438	2
Williams, Jackson	.208	18	53	8	11	2	0	3	9	5	0	9	0	0	.288	.415	.703	0
Zambrano, Eliezer	.217	8	23	4	5	2	0	0	3	1	0	5	0	0	.240	.304	.544	0
Team Total	.247	142	4682	574	1155	225	36	83	519	348	18	1068	105	49	.302	.363	.665	115

FLYING SQUIRRELS' 2011 INDIVIDUAL BATTING LEADERS

BATTING AVERAGE*	HITS	WALKS	OBP*
(Min. 378 PA)			(Min. 378 PA)
Charlie Culberson .259	Charlie Culberson 143	Johnny Monell 48	Johnny Monell .334
Juan Perez .256	Roger Kieschnick 117	Roger Kieschnick 34	Roger Kieschnick .307
Roger Kieschnick .255	Juan Perez 117	Nick Noonan 33	Juan Perez .303
Johnny Monell .249	Johnny Monell 96	Juan Perez 28	Charlie Culberson .293
No Others Qualify	Francisco Peguero 88	Skyler Stromsmoe 28	No Others Qualify
GAMES	DOUBLES	INTENTIONAL WALKS	SLG*
			(Min. 378 PA)
Charlie Culberson 137	Charlie Culberson 34	Nick Noonan 5	Roger Kieschnick .429
Juan Perez 131	Juan Perez 25	Charlie Culberson 3	Johnny Monell .394
Roger Kieschnick 126	Johnny Monell 24	Johnny Monell 2	Charlie Culberson .382
Johnny Monell 119	Roger Kieschnick 22	Skyler Stromsmoe 2	Juan Perez .381
Skyler Stromsmoe 84	Chris Dominguez 22	Sharlon Schoop 2	No Others Qualify
AT-BATS	TRIPLES	STRIKEOUTS	OPS*
			(Min. 378 PA)
Charlie Culberson 553	Juan Perez 10	Charlie Culberson 129	Roger Kieschnick .737
Roger Kieschnick 459	Francisco Peguero 6	Roger Kieschnick 121	Johnny Monell .728
Juan Perez 457	Roger Kieschnick 5	Juan Perez 95	Juan Perez .684
Johnny Monell 386	Jose Flores 3	Johnny Monell 93	Charlie Culberson .675
Chris Dominguez 295	Four Players Tied 2	Chris Dominguez 78	No Others Qualify
PLATE APPEARANCES	HOME RUNS	STOLEN BASES	EXTRA-BASE HITS
Charlie Culberson 587	Roger Kieschnick 16	Juan Perez 22	Charlie Culberson 46
Roger Kieschnick 501	Charlie Culberson 10	Justin Christian 18	Roger Kieschnick 43
Juan Perez 497	Johnny Monell 10	Charlie Culberson 14	Juan Perez 39
Johnny Monell 441	Wes Hodges 8	Roger Kieschnick 13	Johnny Monell 35
Chris Dominguez 313	Chris Dominguez 7	Francisco Peguero 8	Chris Dominguez 31
RUNS	RBI	CAUGHT STEALING	HIT BY PITCH
Roger Kieschnick 71	Roger Kieschnick 65	Roger Kieschnick 7	Justin Christian 7
Charlie Culberson 69	Charlie Culberson 56	Juan Perez 6	Charlie Culberson 6
Juan Perez 58	Johnny Monell 49	Skyler Stromsmoe 6	Juan Perez 4
Johnny Monell 46	Chris Dominguez 45	Chris Dominguez 5	Chris Dominguez 4
Justin Christian 46	Juan Perez 40	Charlie Culberson 4	Three Players Tied

2011: IN REVIEW



FLYING SQUIRRELS' FINAL 2011 PITCHING STATISTICS

PITCHERS	W	L	ERA	G	GS	CG	SHO	SV	SVO	IP	H	R	ER	HR	HB	BB	SO	AVG
Bowlin, Drew	0	0	2.84	3	0	0	0	0	0	6.1	4	2	2	1	0	4	4	.174
Correa, Hector	4	1	3.20	23	0	0	0	1	1	39.1	33	14	14	3	0	12	32	.236
Dowdy, Justin	4	0	0.82	12	0	0	0	1	2	22.0	9	3	2	1	0	10	21	.129
Fitzgerald, Justin	9	9	3.51	27	27	0	0	0	0	146.1	147	65	57	7	5	55	111	.267
Fleet, Austin	0	0	2.77	4	0	0	0	1	1	13.0	11	4	4	0	0	2	6	.239
Hembree, Heath	1	1	2.83	28	0	0	0	17	18	28.2	20	11	9	1	0	13	34	.194
Hinshaw, Alex	2	0	3.60	32	0	0	0	1	3	35.0	24	15	14	1	5	28	47	.190
Lively, Mitch	0	4	3.68	18	0	0	0	1	2	22.0	23	12	9	0	0	9	19	.258
Loftren, Chuck	3	2	4.02	9	9	0	0	0	0	47.0	43	23	21	5	3	25	36	.238
Maday, Daryl	4	10	4.47	25	19	0	0	1	1	116.2	124	61	58	14	5	39	92	.276
Matos, Osiris	3	4	2.84	22	0	0	0	0	1	38.0	33	14	12	2	0	6	27	.232
Mixon, David	0	0	3.60	3	2	0	0	0	0	10.0	9	6	4	3	0	2	4	.231
Otero, Dan	2	1	1.42	23	0	0	0	1	1	38.0	34	8	6	0	2	4	40	.238
Quinowski, David	4	3	3.64	40	1	0	0	0	1	54.1	49	27	22	4	0	19	39	.234
Quirarte, Edwin	1	2	5.44	35	0	0	0	0	1	46.1	61	36	28	3	3	20	38	.324
Ray, Ronnie	2	1	0.95	15	0	0	0	0	1	28.1	20	5	3	1	1	5	29	.202
Rodriguez, Wilmin	4	3	3.77	33	3	0	0	0	1	57.1	64	31	24	4	4	23	38	.290
Schumer, Justin	1	0	1.29	5	2	0	0	0	1	14.0	11	3	2	0	0	10	4	.224
Sosa, Henry	5	2	2.68	8	6	0	0	0	0	40.1	41	13	12	1	0	8	36	.263
Stevenson, Jason	1	0	1.29	1	1	1	1	0	0	7.0	8	1	1	0	0	2	7	.320
Stoffel, Jason	1	2	3.98	32	0	0	0	13	17	31.2	34	16	14	1	2	16	31	.276
Stromsmoe, Skyler	0	0	6.75	4	0	0	0	0	0	4.0	3	3	3	0	1	4	1	.250
Surkamp, Eric	10	4	2.02	23	22	1	0	0	0	142.1	110	37	32	5	5	44	165	.213
Tanner, Clayton	6	10	4.29	22	22	1	0	0	0	119.2	120	71	57	13	10	35	90	.257
Verdugo, Ryan	8	6	4.35	25	25	0	0	0	0	130.1	115	68	63	14	4	63	133	.241
Vessella, Tom	1	1	5.54	4	3	0	0	0	1	13.0	10	8	8	1	2	9	12	.222
Total	76	66	3.46	142	142	3	9	37	53	1251.0	1160	557	481	85	52	467	1096	.247

FLYING SQUIRRELS' 2011 INDIVIDUAL PITCHING LEADERS

WINS	COMPLETE GAMES	HITS	STRIKEOUTS
Eric Surkamp	10	Eric Surkamp	147
Justin Fitzgerald	9	Clayton Tanner	124
Ryan Verdugo	8	Jason Stevenson	120
Clayton Tanner	6	Ryan Verdugo	115
Henry Sosa	5	Eric Surkamp	110

LOSSES	SHUTOUTS	RUNS	WHIP (Min. 112.0 IP)
Clayton Tanner	10	None	71
Daryl Maday	10	Clayton Tanner	68
Justin Fitzgerald	9	Ryan Verdugo	65
Ryan Verdugo	6	Justin Fitzgerald	61
Three Pitchers Tied	4	Daryl Maday	37

ERA (Min. 112.0 IP)	SAVES	EARNED RUNS	HIT BY PITCH
Eric Surkamp	2.02	Heath Hembree	17
Justin Fitzgerald	3.51	Ryan Verdugo	13
Clayton Tanner	4.29	Daryl Maday	1
Ryan Verdugo	4.35	Clayton Tanner	1
Daryl Maday	4.47	Justin Fitzgerald	1

GAMES	SAVE OPPORTUNITIES	HOME RUNS	WILD PITCHES
David Quinowski	40	Heath Hembree	18
Edwin Quirarte	35	Ryan Verdugo	17
Wilmin Rodriguez	33	Daryl Maday	3
Alex Hinshaw	32	Clayton Tanner	2
Jason Stoffel	32	Justin Fitzgerald	2

GAMES STARTED	INNINGS PITCHED	WALKS	BATTERS FACED
Justin Fitzgerald	27	Justin Fitzgerald	146.1
Ryan Verdugo	25	Ryan Verdugo	142.1
Eric Surkamp	22	Justin Fitzgerald	130.1
Clayton Tanner	22	Eric Surkamp	119.2
Daryl Maday	19	Daryl Maday	116.2

Organization

2012 Flying Squirrels

2011: In Review

History & Records

Eastern League

SF Giants

General Info

2012 MEDIA & INFORMATION GUIDE

75





2011: IN REVIEW

FLYING SQUIRRELS' 2011 DAY-BY-DAY RESULTS

Organization

2012 Flying Squirrels

2011: In Review

History & Records

Eastern League

SF Giants

General Info

DATE	OPP	D/N	W-L	SCORE	REC	POS	GA/GB	WINNER	LOSER	SAVE	TIME	ATTN.
4/7	NBR	N	W	6-4	1-0	T-1st	0.0	O. Matos (1-0)	S. Steedley (0-1)	J. Stoffel (1)	2:34	9,560
4/8	NBR	N	L	1-7	1-1	T-2nd	-1.0	D. Guerra (1-0)	R. Ray (0-1)	None	2:52	5,638
4/9	NBR	N	W	6-2	2-1	T-1st	0.0	J. Fitzgerald (1-0)	B. Lanigan (0-1)	None	2:38	6,093
4/10	NBR	D	L	0-4	2-2	T-2nd	-0.5	S. Hirschfeld (1-0)	C. Tanner (0-1)	None	2:35	7,899
4/11	BOW	N	W	4-2	3-2	T-1st	0.0	R. Verdugo (1-0)	T. Bascom (1-1)	J. Stoffel (2)	2:19	3,196
4/12	BOW	N	W	7-2	4-2	T-1st	0.0	T. Vessella (1-0)	E. Gamboa (1-1)	None	2:31	6,385
4/13	BOW	D	L	1-4	4-3	T-2nd	-0.5	Z. Clark (1-0)	D. Mady (0-1)	J. Diaz (2)	2:21	6,039
4/14	@ ALT	N	L	0-2	4-4	T-3rd	-1.0	A. Thompson (2-0)	E. Surkamp (0-1)	N. Krol (3)	2:16	4,604
4/15	@ ALT	N	W	5-2	5-4	T-1st	0.0	J. Fitzgerald (2-0)	J. Hughes (0-1)	J. Stoffel (3)	2:42	3,016
4/16	@ ALT	N		POSTPONED (8/23)								
4/17	@ ALT	D	L	1-5	5-5	T-1st	0.0	A. Pribanic (1-0)	C. Tanner (0-2)	None	2:27	2,560
4/18	@ TRE	N	L	2-4	5-6	T-2nd	-1.0	C. Arbisio (1-0)	T. Vessella (1-1)	F. Hernandez (1)	2:41	3,678
4/19	@ TRE	N	L	1-2 (10)	5-7	T-5th	-1.5	B. Anderson (1-0)	O. Matos (1-1)	None	3:14	3,421
4/20	@ TRE	N	L	3-6	5-8	6th	-1.5	S. Hall (1-1)	E. Surkamp (0-2)	None	2:35	3,743
4/21	ALT	N	W	7-3	6-8	6th	-1.5	R. Ray (1-1)	A. Thompson (2-1)	None	2:41	8,019
4/22	ALT	N	L	5-11 (15)	6-9	6th	-2.0	A. Claggett (1-0)	O. Matos (1-2)	None	4:41	3,228
4/23	ALT	N	W	3-2 (11)	7-9	6th	-1.5	J. Dowdy (1-0)	N. Krohl (0-1)	None	2:45	6,744
4/24				OFF DAY								
4/25	TRE	N	W	9-5	8-9	T-4th	-0.5	D. Quinowski (1-0)	C. Arbisio (1-1)	None	3:06	4,692
4/26	TRE	N	L	2-3	8-10	6th	-1.5	S. Hall (2-1)	D. Mady (0-2)	T. Norton (1)	2:27	7,719
4/27	TRE	N	W	1-0 (11)	9-10	T-5th	-0.5	J. Stoffel (1-0)	F. Hernandez (1-2)	None	3:15	4,121
4/28	TRE	D	W	7-2	10-10	T-2nd	-0.5	J. Dowdy (2-0)	S. Garrison (0-3)	None	2:51	4,469
4/29	@ BOW	N	L	7-8	10-11	5th	-1.5	T. Bascom (1-1)	O. Matos (1-3)	B. Cooney (1)	2:56	1,536
4/30	@ BOW	N	L	2-3 (18)	10-12	6th	-2.0	T. Bascom (2-1)	D. Quinowski (1-1)	None	5:27	7,017
5/1	@ BOW	D	L	1-3	10-13	6th	-3.0	Z. Clark (3-1)	E. Quirarte (0-1)	J. Diaz (9)	2:28	2,871
5/2	@ NBR	N	W	6-2	11-13	5th	2.0	E. Surkamp (1-2)	D. Guerra (2-3)	None	2:56	3,108
5/3	@ NBR	N	L	2-4	11-14	T-5th	-2.5	B. Lanigan (2-2)	J. Fitzgerald (2-1)	C. DeVries (5)	2:31	3,604
5/4	@ NBR	N		POSTPONED (5/5)								
5/5	@ NBR	D	L	1-2 (7)	11-15	6th	-3.0	S. Hirschfeld (2-0)	C. Tanner (0-3)	C. DeVries (6)	1:40	N/A
5/5	@ NBR	D	W	7-4 (10)	12-15	T-5th	-2.5	J. Dowdy (3-0)	T. Robertson (2-2)	None	3:07	6,752
5/6	ALT	N	W	5-3	13-15	T-4th	-2.0	R. Ray (2-1)	T. Boleska (1-1)	J. Stoffel (4)	2:16	3,938
5/7	ALT	N	W	5-0	14-15	T-3rd	-1.0	E. Surkamp (2-2)	A. Thompson (2-3)	None	2:43	5,713
5/8	ALT	D	L	2-7	14-16	T-4th	-1.0	J. Hughes (1-1)	J. Fitzgerald (2-2)	None	2:17	5,399
5/9	@ BOW	N	W	1-0	15-16	T-2nd	-0.5	D. Mady (1-2)	M. Atkins (1-1)	J. Dowdy (1)	2:36	1,122
5/10	@ BOW	N	L	4-5	15-17	T-4th	-1.5	C. McCurry (3-0)	J. Stoffel (1-1)	None	2:29	1,573
5/11	@ BOW	D	L	5-6	15-18	T-5th	-2.0	P. Viola (2-0)	W. Rodriguez (0-1)	J. Diaz (11)	2:58	5,949
5/12	HAR	N	W	6-3 (11)	16-18	T-4th	-2.0	J. Dowdy (4-0)	R. Matheus (2-1)	None	4:02	4,894
5/13	HAR	N	L	2-5	16-19	T-4th	-2.0	B. Peacock (5-1)	J. Fitzgerald (2-3)	P. McCoy (2)	2:27	5,292
5/14	HAR	N		POSTPONED (7/9)								
5/15	HAR	D	W	11-4	17-19	5th	-1.5	O. Matos (2-3)	T. Roark (0-1)	None	3:08	9,560
5/16				OFF DAY								
5/17	BOW	N	L	0-2	17-20	6th	-2.0	A. Simon (1-0)	C. Tanner (0-4)	J. Diaz (12)	2:38	6,198
5/18	BOW	N	W	4-2	18-20	T-4th	-1.0	R. Verdugo (2-0)	Z. Clark (4-2)	J. Stoffel (5)	2:29	4,258
5/19	BOW	N	L	2-3 (16)	18-21	T-5th	-1.5	P. Viola (3-1)	E. Quirarte (0-2)	None	4:43	5,236
5/20	@ REA	N	W	4-3	19-21	5th	-1.5	J. Fitzgerald (3-3)	T. Brummett (2-2)	J. Stoffel (6)	2:45	7,910
5/21	@ REA	N	L	3-4	19-22	T-5th	-2.0	J. Zeid (2-3)	D. Mady (1-3)	J. De Fratus (4)	2:28	9,130
5/22	@ REA	D	W	3-2	20-22	T-4th	-2.0	C. Tanner (1-4)	J.C. Ramirez (5-3)	J. Stoffel (7)	2:07	6,617
5/23	ERI	N	L	3-6	20-23	6th	-2.0	C. Crosby (2-2)	R. Verdugo (2-1)	R. Waite (1)	2:57	3,027
5/24	ERI	N	W	5-1	21-23	T-4th	-1.5	E. Surkamp (3-2)	L.J. Gagnier (3-3)	None	2:23	6,254
5/25	ERI	N	W	6-3	22-23	4th	-1.0	J. Fitzgerald (4-3)	L. Putkonen (0-6)	J. Stoffel (8)	2:26	3,709
5/26	ERI	N	W	6-1	23-23	T-3rd	-1.5	D. Otero (1-0)	J. Voss (0-1)	None	2:36	6,084
5/27	@ AKR	N	L	2-9	23-24	4th	-2.5	M. Packer (2-5)	C. Tanner (1-5)	None	2:40	4,505
5/28	@ AKR	N	W	3-2 (10)	24-24	3rd	-2.5	D. Otero (2-0)	C. Burns (0-3)	None	2:53	3,628
5/29	@ AKR	D	L	1-2	24-25	3rd	-4.0	A. Miller (1-0)	J. Stoffel (1-2)	None	2:15	5,645
5/30	@ AKR	D	L	2-3	24-26	T-3rd	-5.0	M. Langwell (2-1)	D. Otero (2-1)	C. Burns (13)	3:02	9,328
5/31	@ BOW	N	L	2-4	24-27	T-3rd	-6.0	S. Johnson (4-1)	D. Mady (1-4)	J. Diaz (16)	2:19	1,615
6/1	@ BOW	N	L	2-3	24-28	T-5th	-7.0	D. Kline (3-0)	O. Matos (2-4)	J. Diaz (17)	2:25	2,490
6/2	@ BOW	N	W	4-0	25-28	T-4th	-6.0	R. Verdugo (3-1)	Z. Clark (5-4)	None	2:19	4,187
6/3	REA	N	L	0-5	25-29	T-4th	-6.0	A. Hyatt (6-3)	E. Surkamp (3-3)	None	2:33	7,227
6/4	REA	N	W	3-2	26-29	T-4th	-5.0	O. Matos (3-4)	P. Aumont (0-5)	D. Otero (1)	2:15	8,695
6/5	REA	D	W	6-4	27-29	T-4th	-5.0	D. Mady (2-4)	T. Brummett (2-3)	J. Stoffel (9)	2:48	8,387
6/6				OFF DAY								
6/7	@ POR	N	L	0-6	27-30	5th	-6.5	S. Fife (6-3)	C. Tanner (1-6)	None	2:35	4,050
6/8	@ POR	N	W	9-3	28-30	5th	-5.5	R. Verdugo (4-1)	C. Cabral (1-4)	None	2:59	4,473
6/9	@ POR	N	W	7-2	29-30	T-3rd	-5.5	E. Surkamp (4-3)	A. Wilson (5-4)	None	2:26	4,180
6/10	@ NHM	N	L	2-6	29-31	4th	-5.5	H. Alvarez (3-1)	J. Fitzgerald (4-4)	None	2:42	6,945
6/11	@ NHM	N	W	2-0	30-31	4th	-4.5	H. Sosa (1-0)	C. Jenkins (0-1)	None	2:34	6,470
6/12	@ NHM	D	W	9-3	31-31	T-3rd	-3.5	C. Tanner (2-6)	R. Ray (0-1)	None	2:46	6,195
6/13				OFF DAY								
6/14	BNG	N	L	4-6	31-32	T-3rd	-3.5	T. Stoner (2-2)	R. Verdugo (4-2)	None	2:43	6,685
6/15	BNG	N	W	5-3	32-32	T-3rd	-3.5	H. Sosa (2-0)	B. Moore (5-5)	J. Stoffel (10)	2:50	5,154
6/16	BNG	N	W	11-9	33-32	T-3rd	-3.5	J. Fitzgerald (5-4)	B. Holt (2-6)	H. Hembree (1)	3:12	7,990
6/17	BOW	N	W	6-4	34-32	2nd	-3.5	D. Quinowski (2-1)	C. Spooner (1-4)	J. Stoffel (11)	2:40	6,147
6/18	BOW	N	L	1-3	34-33	3rd	-5.0	M. Ballard (2-0)	C. Tanner (2-7)	A. Gabino (2)	2:22	7,554
6/19	BOW	D	L	4-12	34-34	T-3rd	-5.0	T. Bascom (3-2)	R. Verdugo (4-3)	None	3:09	6,426
6/20				OFF DAY								
6/21	@ HAR	N	W	4-2	35-34	T-3rd	-4.0	H. Sosa (3-0)	S. Martis (4-3)	J. Stoffel (12)	2:32	3,543
6/22	@ HAR	D	W	4-2	36-34	T-2nd	-3.0	J. Fitzgerald (6-4)	T. Roark (4-3)	H. Hembree (2)	2:10	3,923
6/23	@ HAR	N	L	2-3	36-35	T-3rd	-4.0	E. Davis (4-2)	D. Mady (2-5)	None	2:49	3,712



2011: IN REVIEW



FLYING SQUIRRELS' 2011 DAY-BY-DAY RESULTS

DATE	OPP	D/N	WL	SCORE	REC	POS.	GA/GB	WINNER	LOSER	SAVE	TIME	ATTN.
6/24	ERI	N	W	8-0	37-35	2nd	-4.0	E. Surkamp (5-3)	R. Garcia (2-3)	None	2:40	6,918
6/25	ERI	N	W	6-2	38-35	2nd	-4.0	C. Tanner (3-7)	J. Turner (2-2)	None	2:48	9,560
6/26	ERI	D	W	10-1	39-35	2nd	-4.0	R. Verdugo (5-3)	B. Brown (1-2)	None	2:52	4,691
6/27	HAR	N	W	9-3	40-35	2nd	-3.0	H. Sosa (4-0)	T. Roark (4-4)	None	2:44	4,326
6/28	HAR	N	L	2-3	40-36	2nd	-4.0	B. Peacock (9-2)	D. Maday (2-6)	P. Lehman (2)	2:52	8,669
6/29	HAR	N	POSTPONED (7/22)									
6/30	@ REA	N	W	5-2	41-36	2nd	-4.0	E. Surkamp (6-3)	J. Esposito (0-1)	J. Stoffel (13)	2:56	7,888
7/1	@ REA	N	L	5-7	41-37	2nd	-4.0	M. Cisco (5-0)	D. Quinowski (2-2)	J. Friend (3)	2:48	7,655
7/2	@ REA	N	L	4-7	41-38	2nd	-5.5	J.C. Ramirez (7-7)	R. Verdugo (5-4)	J. Zeid (1)	2:30	8,915
7/3	@ REA	N	L	3-4	41-39	T-2nd	-5.5	T. Cloyd (2-1)	H. Sosa (4-1)	J. Friend (4)	2:27	9,269
7/4	TRE	N	W	5-1	42-39	2nd	-5.5	E. Surkamp (7-3)	S. Garrison (2-5)	H. Hembree (3)	2:39	9,560
7/5	TRE	N	W	9-6 (7)	43-39	2nd	-5.5	W. Rodriguez (1-1)	A. Horne (0-2)	None	2:44	6,909
7/6	TRE	N	POSTPONED (7/7)									
7/7	TRE	N	W	3-2 (7)	44-39	2nd	-5.5	H. Correa (1-0)	P. Venditte (2-4)	None	2:02	N/A
7/7	TRE	N	W	2-1 (7)	45-39	2nd	-5.5	A. Hinshaw (1-0)	C. Heyer (7-4)	H. Hembree (4)	2:00	7,119
7/8	HAR	N	POSTPONED (7/23)									
7/9	HAR	N	W	3-1 (7)	46-39	2nd	-4.5	H. Sosa (5-1)	E. Davis (5-3)	H. Hembree (5)	2:01	N/A
7/9	HAR	N	L	4-6 (7)	46-40	2nd	-5.5	C. VanAllen (3-1)	W. Rodriguez (1-2)	P. Lehman (3)	2:49	7,084
7/10	HAR	N	W	4-3	47-40	2nd	-4.5	H. Correa (2-0)	C. Martinez (1-3)	None	2:42	6,624
7/11	HAR	D	L	3-6	47-41	T-2nd	-5.5	S. Martus (7-3)	D. Maday (2-7)	P. Lehman (4)	2:54	6,649
7/12	ALL-STAR BREAK											
7/14	@ BOW	N	L	2-7	47-42	3rd	-6.5	O. Drake (1-1)	H. Sosa (5-2)	None	2:28	2,098
7/15	@ BOW	N	W	4-2	48-42	T-2nd	-5.5	R. Verdugo (6-4)	Z. Britton (0-1)	H. Hembree (6)	2:38	4,987
7/16	@ BOW	N	L	2-9	48-43	3rd	-5.5	C. Spoons (4-5)	D. Maday (2-8)	None	2:46	7,011
7/17	@ BOW	N	L	1-6	48-44	3rd	-6.5	M. Ballard (5-0)	J. Fitzgerald (6-5)	None	2:36	2,124
7/18	@ NBR	N	L	6-11	48-45	4th	-6.5	T. Robertson (6-3)	H. Correa (2-1)	None	3:04	4,412
7/19	@ NBR	N	W	7-5	49-45	4th	-6.5	W. Rodriguez (2-2)	S. Hirschfeld (6-6)	H. Hembree (7)	3:13	5,687
7/20	@ NBR	D	W	7-5	50-45	3rd	-5.5	D. Quinowski (3-2)	B. Jacobson (3-5)	D. Maday (1)	2:54	6,920
7/21	HAR	N	W	8-5	51-45	3rd	-4.5	E. Quirarte (1-2)	E. Davis (5-5)	H. Hembree (8)	2:43	9,560
7/22	HAR	N	W	3-1 (7)	52-45	3rd	-3.5	J. Fitzgerald (7-5)	O. Perez (2-2)	H. Hembree (9)	1:33	N/A
7/22	HAR	N	L	0-1 (7)	52-46	T-3rd	-4.5	R. Martin (3-1)	D. Maday (2-9)	P. Lehmann (5)	2:18	8,013
7/23	HAR	D	W	5-1 (7)	53-46	3rd	-3.5	C. Lofgren (1-0)	E. Arnesen (6-3)	None	2:01	3,627
7/23	HAR	N	POSTPONED (7/24)									
7/24	HAR	N	W	4-1 (7)	54-46	3rd	-2.5	E. Surkamp (8-3)	C. VanAllen (3-2)	None	2:11	N/A
7/24	HAR	N	W	7-5 (7)	55-46	3rd	-1.5	W. Rodriguez (3-2)	S. Martus (7-4)	A. Hinshaw (1)	2:04	7,782
7/25	@ ERI	N	W	3-2	56-46	T-2nd	-1.5	R. Verdugo (7-4)	J. Turner (3-5)	M. Lively (1)	2:17	5,240
7/26	@ ERI	N	L	3-14	56-47	3rd	-1.5	J. Gayhart (3-0)	C. Tanner (3-8)	None	3:03	5,166
7/27	@ ERI	D	W	4-2	57-47	T-2nd	-1.5	J. Fitzgerald (8-5)	B. Brown (2-6)	H. Hembree (10)	2:17	4,194
7/28	@ TRE	N	W	8-3	58-47	T-2nd	-1.5	C. Lofgren (2-0)	D. Betances (4-5)	None	2:45	6,113
7/29	@ TRE	N	W	3-2	59-47	2nd	-0.5	A. Hinshaw (2-0)	C. Whiteley (1-3)	H. Hembree (11)	2:38	6,980
7/30	@ TRE	N	L	5-17	59-48	2nd	-1.5	S. Hall (10-4)	D. Maday (2-10)	None	2:47	7,511
7/31	@ TRE	D	W	5-0	60-48	2nd	-0.5	C. Tanner (4-8)	S. Garrison (3-7)	None	2:12	4,981
8/1	OFF DAY											
8/2	NHM	N	L	6-7	60-49	3rd	-1.0	D. McGuire (2-0)	M. Lively (0-1)	C. Everts (1)	2:47	7,364
8/3	NHM	N	L	3-4	60-50	3rd	-1.0	E. Crawford (2-3)	H. Hembree (0-1)	C. Everts (2)	2:55	3,960
8/4	NHM	N	L	2-4	60-51	3rd	-1.5	C. Jenkins (4-4)	E. Surkamp (8-4)	E. Crawford (1)	2:48	7,326
8/5	POR	N	W	5-0	61-51	T-2nd	-0.5	D. Maday (3-10)	C. Balcom-Miller (2-5)	None	2:46	7,205
8/6	POR	N	W	7-5	62-51	T-2nd	-0.5	C. Tanner (5-8)	M. Lee (1-6)	H. Hembree (12)	2:51	7,397
8/7	POR	N	L	2-7	62-52	3rd	-1.5	A. Wilson (9-4)	J. Fitzgerald (8-6)	None	2:50	7,413
8/8	OFF DAY											
8/9	@ HAR	N	L	4-5	62-53	3rd	-2.5	E. Arnesen (7-3)	M. Lively (0-2)	R. Martin (9)	2:30	3,165
8/10	@ HAR	N	W	3-1	63-53	3rd	-2.0	H. Hembree (1-1)	P. Lehman (0-2)	None	2:24	4,382
8/11	@ HAR	N	L	1-4	63-54	3rd	-3.0	T. Roark (7-8)	R. Verdugo (7-5)	R. Martin (10)	2:33	6,057
8/12	@ BNG	N	W	6-2	64-54	3rd	-2.0	C. Tanner (6-8)	R. Carson (3-11)	None	2:45	3,818
8/13	@ BNG	N	L	1-7	64-55	3rd	-3.0	J. Familia (3-3)	J. Fitzgerald (8-7)	J. Egbert (3)	2:18	3,194
8/14	@ BNG	N	L	3-7	64-56	3rd	-3.5	C. McHugh (6-2)	C. Lofgren (2-1)	None	2:32	3,276
8/15	OFF DAY											
8/16	BOW	N	W	5-4	65-56	3rd	-2.5	E. Surkamp (9-4)	O. Drake (1-4)	H. Hembree (13)	2:58	8,969
8/17	BOW	N	W	8-5	66-56	3rd	-2.5	R. Verdugo (8-5)	B. Bundy (1-2)	H. Correa (1)	2:49	8,586
8/18	BOW	N	L	4-5	66-57	3rd	-3.5	Z. Clark (8-8)	C. Tanner (6-9)	J. Diaz (19)	2:48	8,813
8/19	AKR	N	L	0-4	66-58	3rd	-3.5	M. Packer (7-11)	J. Fitzgerald (8-8)	None	2:27	8,167
8/20	AKR	N	W	8-6	67-58	3rd	-2.5	W. Rodriguez (4-2)	A. Miller (1-4)	H. Hembree (14)	3:10	9,560
8/21	AKR	N	W	2-0	68-58	3rd	-1.5	E. Surkamp (10-4)	S. Wright (1-3)	H. Hembree (15)	2:07	6,489
8/22	@ ALT	N	L	2-3	68-59	3rd	-2.5	T. Cox (1-0)	M. Lively (0-3)	None	2:36	4,789
8/23	@ ALT	N	W	6-2 (7)	69-59	3rd	-2.0	D. Quinowski (4-2)	K. McPhearson (7-5)	None	2:05	N/A
8/23	@ ALT	N	L	3-4 (7)	69-60	3rd	-3.0	A. Pribanic (9-9)	C. Tanner (6-10)	N. Krol (21)	1:41	4,538
8/24	@ ALT	N	L	2-6	69-61	3rd	-4.0	P. Irwin (7-4)	J. Fitzgerald (8-9)	N. Krol (22)	2:35	6,811
8/25	@ AKR	N	W	4-3	70-61	3rd	-4.0	C. Lofgren (3-1)	B. Brach (1-1)	H. Hembree (16)	2:54	2,401
8/26	@ AKR	N	L	5-7	70-62	3rd	-5.5	S. Wright (2-3)	D. Quinowski (4-3)	C. Burns (33)	2:50	8,035
8/27	@ AKR	N	W	3-2 (10)	71-62	3rd	-5.5	H. Correa (3-1)	C. Burns (2-5)	H. Hembree (17)	3:20	6,741
8/28	@ AKR	D	L	2-5	71-63	3rd	-6.0	A. Adams (11-10)	W. Rodriguez (4-3)	K. De La Cruz (1)	2:31	4,750
8/29	NBR	N	W	10-5	72-63	3rd	-5.0	J. Fitzgerald (9-9)	L. Darnell (1-1)	None	3:11	6,079
8/30	NBR	N	L	3-12	72-64	3rd	-5.0	B. Lanigan (8-9)	C. Lofgren (3-2)	None	3:01	7,947
8/31	NBR	N	W	8-4	73-64	2nd	-5.0	H. Correa (4-1)	S. Steedley (4-5)	None	3:19	8,012
9/1	NBR	N	L	0-8	73-65	3rd	-6.0	A. Albers (4-1)	R. Verdugo (8-6)	None	2:38	9,513
9/2	@ ALT	N	W	8-4	74-65	2nd	-5.0	D. Maday (4-10)	B. Sinkbeil (0-1)	None	3:17	3,936
9/3	@ ALT	N	W	6-3 (14)	75-65	2nd	-4.0	J. Schumer (1-0)	N. Krohl (3-5)	A. Fleet (1)	4:09	5,092
9/4	@ ALT	N	L	0-1 (11)	75-66	2nd	-4.0	A. Claggett (5-5)	M. Lively (0-4)	None	2:56	6,074
9/5	@ ALT	D	W	2-1 (8)	76-66	2nd	-4.0	J. Stevenson (1-0)	T. Alderson (0-4)	None	2:04	3,337

Organization

2012 Flying Squirrels

2011: In Review

History & Records

Eastern League

SF Giants

General Info

2012 MEDIA & INFORMATION GUIDE





2011: IN REVIEW

Organization

2012 Flying Squirrels

2011: In Review

History & Records

Eastern League

SF Giants

General Info

FLYING SQUIRRELS' 2011 ASSORTED RECORD/HOME RUNS

2011 Assorted Record

	Total	Home	Away
vs. Eastern Div.	32-26	17-11	15-15
vs. Western Div.	45-39	28-15	17-24
vs. Binghamton	3-3	2-1	1-2
vs. New Britain	8-7	4-4	4-3
vs. New Hampshire	2-4	0-3	2-1
vs. Portland	4-2	2-1	2-1
vs. Reading	5-5	2-1	3-4
vs. Trenton	10-5	7-1	3-4
vs. Akron	5-6	2-1	3-5
vs. Altoona	9-8	4-2	5-6
vs. Bowie	9-16	6-6	3-10
vs. Erie	8-2	6-1	2-1
vs. Harrisburg	13-8	10-5	3-3

Day Games	13-12
Night Games	63-54
Day After Night	12-11
Squirrels Score First	46-26
Opponent Scores First	30-40
Walkoff Victories	6-4

vs. RHP (Starters)	56-53
vs. LHP (Starters)	19-13
Squirrels Starter 6+ IP	22-20
Squirrels Starter 7+ IP	14-4
Squirrels Starter 8+ IP	4-1

When Hitting a HR	39-28
When Not Hitting a HR	37-38
Outhit Opponents	60-11
Equal # of Hits	5-1
Outhit by Opponent	11-54

Commit 0 Errors	39-23
Commit 1-2 Errors	36-39
Commit 3+ Errors	1-4

Leading After 5	48-11
Tied After 5	16-11
Trailing After 5	12-44
Shutouts	9-10
Extra Innings	7-5
DH Swp/Swpt/Split	2/0/4
3-Game Series	16-10
Sweep/Swept	1/3
4-Game Series	5-4-5
Swp/Swpt/Split	1/0/5
One-Run Games	16-23
Three or Less	48-43
More than Three	28-23

April	10-12
May	14-15
June	17-9
July	19-12
August	13-16
September	3-2
Monday	9-6
Tuesday	7-13
Wednesday	11-7
Thursday	15-9
Friday	11-11
Saturday	13-8
Sunday	10-12

Series Openers	25-17
Rubber Matches	10-6
Series Finales	19-23

White Jerseys	33-17
Grey Jerseys	27-38
Sleeveless Jerseys	3-2
Red Jerseys	12-5
Specialty Jerseys	2-3

High-Water Mark	+12 (x2), last 60-48
Low-Water Mark	-4 (x3), last 25-29


2011 Home Runs Hit

DATE	OPP	BATTER	PITCHER
4/11	vs. BOW	Jose Flores	Tim Bascom
4/13	vs. BOW	Joe Koshansky	Raul Rivero
4/18	@ TRE	Jose Flores	Steve Garrison
4/25	vs. TRE	Johnny Monell	Naoya Okamoto
4/26	vs. TRE	Johnny Monell	Shaeffer Hall
4/28	vs. TRE	Charlie Culberson	Steve Garrison
4/29	@ BOW	Justin Christian	Mitch Atkins
4/30	@ BOW	Johnny Monell	Eddie Gamboa
5/5	@ NBR	Nick Noonan	Steve Hirschfeld
5/5	@ NBR	Nick Noonan	Tyler Robertson
5/6	vs. ALT	Joe Koshansky	Matt McSwain
5/6	vs. ALT	Mike McBryde	Matt McSwain
5/10	@ BOW	Joe Koshansky	Tim Bascom
5/12	vs. HAR	Johnny Monell	Ryan Mattheus
5/20	@ REA	Roger Kieschnick	Tim Bascom
5/22	@ REA	Justin Christian	Ryan Mattheus
5/23	vs. ERI	Nick Noonan	B.J. Rosenberg
5/25	vs. ERI	Johnny Monell	J.C. Ramirez
5/25	vs. ERI	Juan Perez	Jared Gayhart
5/25	vs. ERI	Johnny Monell	Luke Putkonen
5/26	vs. ERI	Jose Flores	Luke Putkonen
5/26	vs. ERI	Justin Christian	Chance Ruffin
5/29	@ AKR	Roger Kieschnick	Jay Voss
5/31	@ BOW	Roger Kieschnick	Zach Simons
6/8	@ POR	Charlie Culberson	Joe Gardner
6/9	@ POR	Charlie Culberson	Steve Johnson
6/10	@ NHM	Charlie Culberson	Seth Garrison
6/10	@ NHM	Roger Kieschnick	Jeremy Kehrt
6/15	vs. BIN	Roger Kieschnick	Henderson Alvarez
6/16	vs. BIN	Justin Christian	Henderson Alvarez
6/16	vs. BIN	Roger Kieschnick	Brandon Moore
6/18	vs. BOW	Johnny Monell	Brad Holt
6/21	@ HAR	Johnny Monell	Roy Merritt
6/21	@ HAR	Johnny Monell	Mike Ballard
6/22	@ HAR	Juan Perez	Shairon Martis
6/24	vs. ERI	Chris Dominguez	Cory VanAllen
6/25	vs. ERI	Charlie Culberson	Tanner Roark
6/26	vs. ERI	Roger Kieschnick	Jared Gayhart
6/27	vs. HAR	Chris Dominguez	Austin Wood
7/1	@ REA	Wes Hodges	Brooks Brown
7/1	@ REA	Francisco Peguero	Hassan Pena
7/2	@ REA	Wes Hodges	B.J. Rosenberg
7/2	@ REA	Wes Hodges	Mike Cisco
7/3	@ REA	Francisco Peguero	J.C. Ramirez
7/4	vs. TRE	Johnny Monell	J.C. Ramirez
7/4	vs. TRE	Charlie Culberson	Tyler Cloyd
7/4	vs. TRE	Juan Perez	Steve Garrison
7/5	vs. TRE	Francisco Peguero	Steve Garrison
7/9	vs. HAR	Roger Kieschnick	Chase Whitley
7/14	@ BOW	Charlie Culberson	Naoya Okamoto
7/15	@ BOW	Wes Hodges	Erik Davis
7/15	@ BOW	Wes Hodges	Oliver Drake
7/16	@ BOW	Roger Kieschnick	Zach Britton
7/17	@ BOW	Roger Kieschnick	Rick Zagone
7/20	@ NBR	Chris Dominguez	Chorye Spooner
7/21	vs. HAR	Sharlon Schoop	Mike Ballard
7/22	vs. HAR	Chris Dominguez	Brett Jacobson
7/24	vs. HAR	Roger Kieschnick	Erik Davis
7/25	@ ERI	Wes Hodges	Oliver Perez
7/25	@ ERI	Sharlon Schoop	Chris Dominguez
7/28	@ TRE	Sharlon Schoop	Cory VanAllen
7/29	@ TRE	Chris Dominguez	Jacob Turner
7/30	@ TRE	Roger Kieschnick	Jacob Turner
8/2	vs. NHM	Charlie Culberson	Ryan Flannery
8/2	vs. NHM	Roger Kieschnick	Chase Whitley
8/3	vs. NHM	Sharlon Schoop	Shaeffer Hall
8/4	vs. NHM	Wes Hodges	Deck McGuire
8/6	vs. POR	Chris Dominguez	Deck McGuire
8/7	vs. POR	Jackson Williams	Joel Carreno
8/9	@ HAR	Chris Dominguez	Frank Gailey
8/10	@ HAR	Roger Kieschnick	Michael Lee
8/16	vs. BOW	Johnny Monell	Blake Maxwell
8/17	vs. BOW	Charlie Culberson	Erik Arnesen
8/18	vs. BOW	Jackson Williams	Pat Lehman
8/18	vs. BOW	Skyler Stromsmoe	Oliver Drake
8/18	vs. BOW	Juan Perez	Bobby Bundy
8/20	vs. AKR	Roger Kieschnick	Bobby Bundy
8/22	@ ALT	Francisco Peguero	Zach Clark
8/23	@ ALT	Jackson Williams	Jose Diaz
8/24	@ ALT	Skyler Stromsmoe	Brett Brach
8/29	vs. NBR	Francisco Peguero	Brett Sinkbeil
9/2	@ ALT	Charlie Culberson	Aaron Pribanic
9/5	@ ALT	Wes Hodges	Phil Irwin

2011: IN REVIEW



2011 STARTS BY POSITION



2011 STARTS BY BATTING ORDER

- 1st:** Christian (48), Peguero (41), Ford (23), Culberson (11), Perez (8), Fairley (5), Stromsmoe (3), McBryde (2)
- 2nd:** Culberson (92), Noonan (23), Flores (8), Lormand (6), Peguero (4), Christian (3), Stromsmoe (2), Fairley (1), McBryde (1), Perez (1)
- 3rd:** Kieschnick (57), Culberson (26), Peguero (22), Noonan (17), Monell (11), Flores (5), Christian (2), Fairley (1)
- 4th:** Dominguez (65), Kieschnick (28), Koshansky (21), Perez (13), Christian (6), Monell (4), Biery (2), Hodges (1), Peguero (1)
- 5th:** Hodges (56), Perez (17), Kieschnick (15), Dominguez (12), Flores (12), Monell (11), Culberson (6), Schoop (4), Biery (3), McBryde (2), Noonan (1), Christian (1), Peguero (1)
- 6th:** Monell (43), Perez (31), Hodges (14), Kieschnick (13), Koshansky (13), Schoop (8), Christian (8), Noonan (7), McBryde (2), Flores (2)
- 7th:** Perez (47), Monell (24), Schoop (17), McBryde (15), Stromsmoe (10), Kieschnick (6), Noonan (6), Lormand (5), Fairley (3), Flores (3), Biery (3), Lowenstein (1), Hodges (1)
- 8th:** Lowenstein (28), Schoop (20), Williams (18), Flores (15), Monell (13), Noonan (13), Zambrano (8), Fairley (7), Stromsmoe (6), Lormand (5), Weeks (3), Kieschnick (2), Perez (1), McBryde (1), Biery (1)
- 9th:** Stromsmoe (36), Fitzgerald (12), Weeks (10), Fairley (10), Surkamp (8), Maday (7), Schoop (7), Tanner (7), Lormand (7), McBryde (6), Sosa (5), Perez (5), Verdugo (5), Flores (4), Noonan (4), Lofgren (4), Mixon (2), Rodriguez (1), Schumer (1)

Organization

2012 Flying Squirrels

2011: In Review

History & Records

Eastern League

SF Giants

General Info

2012 MEDIA & INFORMATION GUIDE

79



2011: IN REVIEW

Organization

2012 Flying Squirrels

2011: In Review

History & Records

Eastern League

SF Giants

General Info

FLYING SQUIRRELS' 2011 ASSORTED OFFENSIVE CATEGORIES

Regular Season Scoring Breakdown

	1st	2nd	3rd	4th	5th	6th	7th	8th	9th	EXT	TOT
RIC:	81	47	71	63	47	95	66	58	28	16	572
OPP:	69	44	58	67	76	62	75	50	42	13	556

Regular Season Single-Game Bests

	Multi-Hit Games					Multi-RBI Games					Hitting Streaks			Long		
	2	3	4	5	6+	Total	2	3	4	5	6+	Total	5-10		11-15	16+
Biery	1	-	-	-	1	1	-	-	-	-	1	-	-	-	-	4 (x2) (6/1-6/4)
Christian	16	4	-	-	20	5	2	-	-	-	7	2	-	-	-	6 (5/22-5/27)
Culberson	24	10	-	-	34	6	4	1	-	-	11	7	-	-	-	9 (5/5-5/12)
Dominguez	12	4	-	-	16	7	2	-	-	1	10	3	1	-	-	13 (5/29-6/13)
Fairley	5	1	-	-	6	1	-	-	-	-	1	1	-	-	-	7 (4/13-4/19)
Flores	8	1	-	-	9	2	1	-	-	-	3	1	-	-	-	5 (6/1-6/5)
Ford	4	1	-	-	5	-	-	-	-	-	0	1	-	-	-	9 (8/23-8/31)
Hodges	20	2	-	-	22	2	2	1	-	-	5	3	-	-	-	8 (7/25-8/2)
Kieschnick	29	1	-	-	30	12	1	1	-	-	14	7	-	-	-	9 (6/21-6/30)
Koshansky	2	-	-	-	2	3	-	-	-	-	3	-	-	-	-	4 (5/9-5/12)
Lollis	-	-	-	-	-	-	-	-	-	-	-	-	-	-	-	1 (many)
Lormand	1	1	-	-	2	1	1	-	-	-	2	-	-	-	-	3 (5/18-5/20)
Lowenstein	2	-	-	-	2	-	-	-	-	-	-	1	-	-	-	6 (5/21-6/4)
McBryde	2	2	-	-	4	2	1	-	-	-	3	-	-	-	-	3 (x2) (5/5-5/7)
Monell	25	2	1	-	28	10	3	-	-	-	13	3	-	-	-	6 (7/7-7/15)
Noonan	7	3	-	-	10	3	2	-	-	-	5	1	-	-	-	10 (4/21-5/1)
Peguero	15	6	2	-	23	3	4	1	-	-	8	7	-	-	-	25 (8/18/10-6/7/11)
Perez	25	4	1	1	31	6	-	1	-	-	7	1	-	-	-	6 (6/4-6/17)
Schoop	7	4	-	-	11	2	1	-	-	-	3	2	-	-	-	6 (7/24-7/29)
Stromsmoe	12	-	-	-	12	2	-	-	-	-	2	1	-	-	-	10 (8/16-8/24)
Weeks	1	-	-	-	1	-	-	-	-	-	0	-	-	-	-	4 (4/14-4/19)
Williams	2	-	-	-	2	1	1	-	-	-	2	-	-	-	-	3 (x2) (7/18-7/24)
Zambrano	1	-	-	-	1	1	-	-	-	-	1	1	-	-	-	5 (8/19/10-6/12/11)
TOTALS	221	46	4	1	0	272	70	25	5	0	1	100	-	-	-	

Regular Season Pitchers at the Plate

Batter	AB	H	BB	K	SAC
Bowlin	1	0	0	0	0
Correa	2	1	0	0	0
Dowdy	1	0	0	1	0
Fitzgerald	23	1	0	4	3
Fleet	1	0	0	1	0
Hembree	1	1	0	0	0
Lively	1	0	0	0	0
Lofgren	11	3	0	3	0
Maday	14	2	0	7	3
Matos	1	0	0	0	1
Mixon	2	0	0	1	2
Quinowski	1	0	0	0	0
Quirate	2	0	0	1	0
Ray	2	0	0	2	2
Rodriguez	2	0	0	2	0
Schumer	2	1	0	1	0
Sosa	10	2	0	4	0
Stoffel	1	0	0	1	0
Surkamp	14	4	0	3	3
Tanner	11	1	1	1	1
Verdugo	9	1	1	6	0
TOTALS	112	17	2	38	15

Regular Season Pinch Hitters

Batter	H	AB	AVG
Lollis	2	2	1.000
Peguero	1	1	1.000
Ford	1	1	1.000
Lofgren	1	1	1.000
Weeks	2	4	.500
Flores	2	5	.400
Fairley	1	4	.250
Kieschnick	1	5	.200
Christian	1	5	.200
Stromsmoe	2	12	.167
Monell	1	9	.125
Schoop	1	13	.077
Perez	0	6	.000
Lowenstein	0	3	.000
Culberson	0	1	.000
Lormand	0	1	.000
McBryde	0	1	.000
Williams	0	0	.000
TOTALS	15	73	.205



2011: IN REVIEW

FLYING SQUIRRELS' 2011 TRANSACTIONS

4/21/11	INF Sharlon Schoop transferred to Extended Spring Training	6/17/11	RHP Osiris Matos placed on the Disabled List (elbow)
4/21/11	INF Nick Noonan added from Extended Spring Training	6/17/11	RHP Hector Correa received from Advanced-A San Jose
4/29/11	RHP Ronnie Ray placed on Temporary Inactive List	6/23/11	C Eliezer Zambrano sent down to Low-A Augusta
4/29/11	OF Skyler Stromsmoe added from Extended Spring Training	6/23/11	OF Francisco Peguero received from Advanced-A San Jose
5/2/11	RHP Daryl Maday placed on the Disabled List (pneumonia)	6/24/11	OF Skyler Stromsmoe transferred to Short-Season A Salem-Keizer
5/2/11	LHP Tom Vessella sent down to Low-A Augusta	6/24/11	LHP Eric Surkamp activated from the Disabled List
5/2/11	RHP David Mixon received from Triple-A Fresno	6/28/11	OF Justin Christian promoted to Triple-A Fresno
5/2/11	LHP Wilmin Rodriguez received from Triple-A Fresno	6/28/11	OF Skyler Stromsmoe received from Short-Season A Salem-Keizer
5/3/11	OF Skyler Stromsmoe transferred to Extended Spring Training	7/2/11	LHP Clayton Tanner placed on the Disabled List (hamstring)
5/3/11	RHP Ronnie Ray activated from the Temporary Inactive List	7/2/11	INF Drew Biery removed from DL and placed on Voluntarily Retired List
5/9/11	RHP David Mixon transferred to Extended Spring Training	7/2/11	OF Wendell Fairley received from Advanced-A San Jose
5/9/11	RHP Daryl Maday activated from the Disabled List	7/9/11	LHP Ryan Verdugo transferred to Advanced-A San Jose
5/9/11	OF Mike McBryde placed on the Disabled List (finger)	7/9/11	RHP David Mixon received from Advanced-A San Jose
5/9/11	OF Skyler Stromsmoe added from Extended Spring Training	7/10/11	RHP David Mixon sent down to Advanced-A San Jose
5/13/11	INF Joe Koshansky released	7/10/11	LHP Ryan Verdugo received from Advanced-A San Jose
5/13/11	INF Joel Weeks sent down to Low-A Augusta	7/18/11	INF Nick Noonan promoted to Triple-A Fresno
5/13/11	INF Ryan Lormand added from Extended Spring Training	7/18/11	INF Ryan Lormand received from Triple-A Fresno
5/13/11	INF Sharlon Schoop added from Extended Spring Training	7/19/11	RHP Henry Sosa traded to the Houston Astros
5/13/11	LHP Wilmin Rodriguez transferred to Extended Spring Training	7/19/11	RHP Jason Stoffel traded to the Houston Astros
5/13/11	LHP Alex Hinshaw received from Triple-A Fresno	7/20/11	C Eliezer Zambrano received from Low-A Augusta
5/17/11	OF Skyler Stromsmoe transferred to Extended Spring Training	7/21/11	C Aaron Lowenstein placed on the Disabled List (concussion)
5/17/11	OF Mike McBryde activated from the Disabled List	7/21/11	INF Ryan Lormand placed on the Disabled List (right elbow)
5/17/11	LHP Justin Dowdy promoted to Triple-A Fresno	7/21/11	LHP Clayton Tanner activated from the Disabled List
5/17/11	LHP Wilmin Rodriguez added from Extended Spring Training	7/21/11	RHP Mitch Lively received from Advanced-A San Jose
5/20/11	OF Mike McBryde transferred to Extended Spring Training	7/21/11	LHP Chuck Loftgren received from Advanced-A San Jose
5/20/11	OF Skyler Stromsmoe added from Extended Spring Training	8/3/11	RHP Osiris Matos activated from the Disabled List, sent down to Advanced-A San Jose
5/25/11	RHP Ronnie Ray promoted to Triple-A Fresno	8/5/11	LHP Alex Hinshaw removed from the 40-man roster, placed on waivers
5/25/11	RHP Henry Sosa received from Triple-A Fresno	8/7/11	C Jackson Williams received from Triple-A Fresno
5/26/11	RHP Henry Sosa removed from the 40-man roster, placed on waivers	8/9/11	C Eliezer Zambrano placed on the Disabled List (back)
5/31/11	INF Drew Biery received from Low-A Augusta	8/9/11	OF Darren Ford activated from Disabled List, received from Triple-A Fresno
6/6/11	OF Juan Perez placed on the Disabled List (finger)	8/10/11	RHP Edwin Quirarte sent down to Advanced-A San Jose
6/6/11	RHP Henry Sosa cleared waivers and outrighted to Richmond	8/10/11	LHP Alex Hinshaw cleared waivers and outrighted to Richmond
6/11/11	INF Drew Biery placed on the Disabled List (thumb)	8/16/11	RHP Daryl Maday promoted to Triple-A Fresno
6/11/11	RHP Henry Sosa cleared waivers and outrighted to Richmond	8/16/11	C Eliezer Zambrano activated from the Disabled List, sent down to Low-A Augusta
6/14/11	LHP Eric Surkamp placed on the Disabled List (knee) retroactive to 6/10	8/23/11	RHP Justin Schumer received from Low-A Augusta
6/14/11	OF Juan Perez activated from the Disabled List	8/26/11	OF Roger Kieschnick placed on the Disabled List (back spasms)
6/15/11	INF Jose Flores sent down to Advanced-A San Jose	8/26/11	LHP Eric Surkamp removed, recalled by San Francisco Giants
6/15/11	INF Wes Hodges signed as a minor league free agent, assigned to Richmond	8/26/11	RHP Drew Bowlin received from Low-A Augusta
6/16/11	INF Ryan Lormand promoted to Triple-A Fresno	8/26/11	RHP Austin Fleet received from Low-A Augusta
6/16/11	RHP Dan Otero promoted to Triple-A Fresno	8/28/11	LHP Clayton Tanner removed from the 40-man roster, placed on waivers
6/16/11	INF Chris Dominguez received from Advanced-A San Jose	8/29/11	LHP Clayton Tanner released
6/16/11	RHP Heath Hembree received from Advanced-A San Jose	8/31/11	LHP Jason Stevenson received from Triple-A Fresno
		9/2/11	RHP Daryl Maday received from Triple-A Fresno
		9/2/11	OF Darren Ford recalled by San Francisco Giants
		9/2/11	OF Ryan Lollis received from Low-A Augusta
		9/5/11	RHP Austin Fleet sent down to Short-Season A Salem-Keizer

Organization

2012 Flying Squirrels

2011: In Review

History & Records

Eastern League

SF Giants

General Info

2011 - FLYING SQUIRRELS VS. THE EASTERN LEAGUE



VS.





Akron Aeros
(Cleveland)
5 Wins, 6 Losses



Erie Sea Wolves
(Detroit)
8 Wins, 2 Losses



Portland Sea Dogs
(Boston)
4 Wins, 2 Losses



Altoona Curve
(Pittsburgh)
9 Wins, 8 Losses



Harrisburg Senators
(Washington)
13 Wins, 8 Losses



Reading Phillies
(Philadelphia)
5 Wins, 5 Losses



Binghamton Mets
(New York - NL)
3 Wins, 3 Losses



New Britain Rock Cats
(Minnesota)
8 Wins, 7 Losses



Trenton Thunder
(New York - AL)
10 Wins, 5 Losses



Bowie Baysox
(Baltimore)
9 Wins, 16 Losses



N. Hampshire Fisher Cats
(Toronto)
2 Wins, 4 Losses

Overall Record:
76-66
2nd - Western

FLYING SQUIRRELS vs. AKRON - FINAL 2011 BATTING STATISTICS

BATTERS	AVG	G	AB	R	H	2B	3B	HR	RBI	BB	IBB	SO	SB	CS	OBP	SLG	OPS	E
Christian, Justin	.133	4	15	2	2	0	1	0	0	2	0	2	1	0	.235	.267	.502	0
Culberson, Charlie	.189	10	37	2	7	1	0	0	1	3	0	9	1	0	.250	.216	.466	5
Dominguez, Chris	.214	7	28	2	6	1	0	0	1	2	0	9	0	0	.267	.250	.517	3
Fairley, Wendell	.333	4	18	2	6	0	1	0	1	0	0	3	1	0	.333	.444	.778	0
Flores, Jose	.000	3	10	0	0	0	0	0	0	2	0	2	0	0	.167	.000	.167	0
Ford, Darren	.259	7	27	2	7	0	0	0	1	3	0	9	4	1	.333	.259	.593	0
Hodges, Wes	.227	7	22	3	5	1	0	0	3	4	0	6	0	0	.333	.273	.606	0
Kieschnick, Roger	.172	8	29	4	5	1	0	2	3	1	0	10	0	1	.200	.414	.614	0
Lormand, Ryan	.111	4	9	0	1	1	0	0	0	1	0	2	0	0	.200	.222	.422	0
Lowenstein, Aaron	.333	2	6	0	2	0	0	0	0	1	0	1	0	0	.429	.333	.762	0
Monell, Johnny	.129	9	31	2	4	1	0	0	2	3	0	10	0	0	.206	.161	.367	1
Noonan, Nick	.250	4	16	0	4	1	0	0	4	2	0	4	0	0	.333	.313	.646	0
Peguero, Francisco	.385	7	26	3	10	1	0	0	4	1	0	6	1	1	.367	.423	.790	0
Perez, Juan	.212	10	33	1	7	0	0	0	3	3	0	9	2	1	.270	.212	.482	0
Schoop, Sharlon	.385	6	13	4	5	1	0	0	1	2	0	3	1	0	.467	.462	.928	1
Stromsmoe, Skyler	.440	9	25	5	11	1	0	0	3	10	0	2	0	1	.600	.480	1.080	2
Williams, Jackson	.143	2	7	0	1	0	0	0	0	1	0	1	0	0	.250	.143	.393	0
Team Total	.236	11	352	32	83	10	2	2	27	41	0	88	11	5	.312	.293	.604	15

FLYING SQUIRRELS vs. AKRON - FINAL 2011 PITCHING STATISTICS

PITCHERS	W-L	ERA	G	GS	CG	SHO	SV	SVO	IP	H	R	ER	HR	HB	BB	SO	AVG
Bowlin, Drew	0-0	0.00	1	0	0	0	0	0	2.0	0	0	0	0	0	1	2	.000
Correa, Hector	1-0	7.71	2	0	0	0	0	0	4.2	4	4	4	1	0	2	1	.267
Fitzgerald, Justin	0-1	2.13	2	2	0	0	0	0	12.2	10	4	3	1	0	5	12	.227
Fleet, Austin	0-0	5.40	1	0	0	0	0	0	3.1	4	2	2	0	0	1	1	.333
Hembree, Heath	0-0	0.00	4	0	0	0	4	4	4.1	1	0	0	0	0	2	3	.071
Hinshaw, Alex	0-0	7.36	3	0	0	0	0	0	3.2	5	3	3	0	0	4	5	.313
Lively, Mitch	0-0	0.00	1	0	0	0	0	0	1.1	0	0	0	0	0	0	0	.000
Lofgren, Chuck	1-0	3.00	2	2	0	0	0	0	9.0	10	3	3	1	1	8	8	.278
Matos, Osiris	0-0	0.00	1	0	0	0	0	0	3.0	1	0	0	0	0	0	4	.100
Otero, Dan	1-1	2.25	2	0	0	0	0	0	4.0	2	1	1	0	0	0	3	.143
Quinowski, David	0-1	16.87	3	1	0	0	0	0	2.2	5	5	5	0	0	2	1	.417
Quirarte, Edwin	0-0	0.00	1	0	0	0	0	0	0.1	0	0	0	0	0	1	0	.000
Rodriguez, Wilmin	1-1	3.72	4	1	0	0	0	0	9.2	12	7	4	0	1	5	10	.300
Schumer, Justin	0-0	0.00	2	0	0	0	0	0	5.0	3	0	0	0	0	2	2	.167
Stoffel, Jason	0-1	13.50	1	0	0	0	0	0	0.2	3	1	1	0	0	1	0	.750
Surkamp, Eric	1-0	0.00	2	2	0	0	0	0	16.0	10	1	0	0	0	4	7	.182
Tanner, Clayton	0-1	21.60	1	1	0	0	0	0	3.1	7	8	8	0	0	3	3	.412
Verdugo, Ryan	0-0	2.45	2	2	0	0	0	0	11.0	7	4	3	0	0	7	8	.189
Team Total	5-6	3.44	11	11	0	1	4	4	96.2	84	43	37	3	2	48	71	.237

2011: IN REVIEW



FLYING SQUIRRELS vs. ALTOONA - FINAL 2011 BATTING STATISTICS

BATTERS	AVG	G	AB	R	H	2B	3B	HR	RBI	BB	IBB	SO	SB	CS	OBP	SLG	OPS	E
Bowlin, Drew	.000	1	1	0	0	0	0	0	0	0	0	0	0	0	.000	.000	.000	0
Christian, Justin	.345	9	29	4	10	0	0	0	2	0	0	2	3	0	.387	.345	.732	0
Correa, Hector		2	0	0	0	0	0	0	0	0	0	0	0	0				0
Culberson, Charlie	.225	17	71	6	16	4	0	1	3	2	0	12	0	2	.267	.324	.591	0
Dominguez, Chris	.188	8	32	0	6	0	0	0	0	0	0	8	1	0	.212	.188	.400	1
Dowdy, Justin	.000	3	1	0	0	0	0	0	0	0	0	1	0	0	.000	.000	.000	1
Fairley, Wendell	.231	5	13	0	3	1	0	0	2	1	0	3	0	1	.286	.308	.593	1
Fitzgerald, Justin	.000	5	8	0	0	0	0	0	0	0	0	2	0	0	.000	.000	.000	0
Fleet, Austin	.000	2	1	0	0	0	0	0	0	0	0	1	0	0	.000	.000	.000	0
Flores, Jose	.147	9	34	2	5	0	1	0	4	3	0	4	2	0	.216	.206	.422	0
Ford, Darren	.300	3	10	2	3	1	0	0	0	3	0	2	0	0	.462	.400	.862	0
Hembree, Heath		2	0	0	0	0	0	0	0	0	0	0	0	0				0
Hinshaw, Alex		2	0	0	0	0	0	0	0	0	0	0	0	0				0
Hodges, Wes	.154	8	26	3	4	0	0	1	2	1	0	5	0	0	.179	.269	.448	1
Kieschnick, Roger	.190	13	42	6	8	1	0	0	2	3	0	9	0	0	.239	.214	.453	0
Koshansky, Joe	.129	9	31	4	4	1	0	1	3	8	1	12	1	0	.308	.258	.566	0
Lively, Mitch		3	0	0	0	0	0	0	0	0	0	0	0	0				0
Lofgren, Chuck	.333	2	3	0	1	0	0	0	1	0	0	1	0	0	.333	.333	.667	0
Lollis, Ryan	.222	3	9	1	2	0	0	0	1	0	0	1	0	0	.222	.222	.444	0
Lowenstein, Aaron	.273	3	11	1	3	0	0	0	1	1	0	3	0	0	.333	.273	.606	0
Maday, Daryl	.500	1	2	0	1	0	0	0	0	0	0	1	0	0	.500	.500	1.000	1
Matos, Osiris		4	0	0	0	0	0	0	0	0	0	0	0	0				0
McBryde, Mike	.304	7	23	4	7	2	0	1	4	3	0	7	1	0	.385	.522	.906	1
Mixon, David	.000	1	1	0	0	0	0	0	0	0	0	1	0	0	.000	.000	.000	0
Monell, Johnny	.306	12	36	5	11	3	1	0	5	6	0	4	0	0	.395	.444	.840	1
Noonan, Nick	.231	6	26	3	6	1	0	0	1	2	0	4	0	0	.310	.269	.580	2
Otero, Dan		3	0	0	0	0	0	0	0	0	0	0	0	0				0
Peguero, Francisco	.278	8	36	3	10	3	0	1	3	0	0	7	1	0	.278	.444	.722	0
Perez, Juan	.314	14	51	7	16	4	1	0	4	5	0	6	4	0	.379	.431	.811	1
Quinowski, David	.000	4	1	0	0	0	0	0	0	0	0	0	0	0	.000	.000	.000	0
Quirarte, Edwin	.000	5	1	0	0	0	0	0	0	0	0	0	0	0	.000	.000	.000	0
Ray, Ronnie	.000	4	1	0	0	0	0	0	0	0	0	1	0	0	.000	.000	.000	0
Rodriguez, Wilmin		3	0	0	0	0	0	0	0	0	0	0	0	0				0
Schoop, Sharon	.000	5	8	0	0	0	0	0	0	0	0	0	0	0	.000	.000	.000	0
Schumer, Justin	.500	2	2	0	1	0	0	0	0	0	0	1	0	0	.500	.500	1.000	0
Stevenson, Jason	.500	1	2	0	1	0	0	0	0	0	0	1	0	0	.500	.500	1.000	0
Stoffel, Jason		4	0	0	0	0	0	0	0	0	0	0	0	0				0
Stromsmoe, Skyler	.321	8	28	5	9	0	0	1	4	1	0	7	0	1	.345	.429	.773	1
Surkamp, Eric	.000	2	3	0	0	0	0	0	0	0	0	1	0	0	.000	.000	.000	0
Tanner, Clayton	.200	3	5	1	1	0	0	0	0	1	0	1	0	0	.333	.200	.533	0
Verdugo, Ryan	.250	2	4	0	1	1	0	0	0	0	0	1	0	0	.250	.500	.750	0
Weeks, Joel	.286	8	14	1	4	1	0	0	2	1	0	2	0	0	.313	.357	.670	1
Williams, Jackson	.231	6	13	4	3	2	0	1	6	3	0	4	0	0	.412	.615	1.027	0
Team Total	.235	17	579	62	136	25	3	7	50	44	1	115	13	4	.296	.325	.620	12

FLYING SQUIRRELS vs. ALTOONA - FINAL 2011 PITCHING STATISTICS

PITCHERS	W-L	ERA	G	GS	CG	SHO	SV	SVO	IP	H	R	ER	HR	HB	BB	SO	AVG	
Bowlin, Drew	0-0	3.86	1	0	0	0	0	0	2.1	1	1	1	0	0	2	1	.125	
Correa, Hector	0-0	2.45	2	0	0	0	0	0	3.2	4	1	1	0	0	1	1	.267	
Dowdy, Justin	1-0	0.00	3	0	0	0	0	0	5.2	2	1	0	0	0	4	4	.111	
Fitzgerald, Justin	1-2	5.27	5	5	0	0	0	0	27.1	36	17	16	0	0	10	17	.333	
Fleet, Austin	0-0	0.00	2	0	0	0	1	1	5.0	1	0	0	0	0	0	4	.063	
Hembree, Heath	0-0	0.00	2	0	0	0	0	0	1.2	3	0	0	0	0	1	1	.429	
Hinshaw, Alex	0-0	0.00	2	0	0	0	0	1	1.0	1	0	0	0	2	2	3	.250	
Lively, Mitch	0-2	6.75	3	0	0	0	0	0	4.0	5	3	3	0	0	2	3	.313	
Lofgren, Chuck	0-0	0.00	1	1	0	0	0	0	6.0	3	0	0	0	1	1	6	.136	
Maday, Daryl	1-0	3.60	1	1	0	0	0	0	5.0	6	2	2	0	0	3	2	.316	
Matos, Osiris	0-1	4.70	4	0	0	0	0	0	7.2	8	4	4	0	0	0	5	.276	
Mixon, David	0-0	1.80	1	1	0	0	0	0	5.0	3	2	1	1	0	0	1	.167	
Otero, Dan	0-0	0.00	3	0	0	0	0	0	4.0	2	0	0	0	0	1	3	.182	
Quinowski, David	1-0	1.29	4	0	0	0	0	0	7.0	3	2	1	0	0	3	5	.125	
Quirarte, Edwin	0-0	4.76	5	0	0	0	0	0	5.2	6	3	3	0	0	3	3	.316	
Ray, Ronnie	2-0	0.00	4	0	0	0	0	0	7.2	4	0	0	0	1	1	7	.160	
Rodriguez, Wilmin	0-0	9.00	3	0	0	0	0	0	2.0	3	2	2	1	1	2	0	.375	
Schoop, Sharon	1-0	3.18	2	1	0	0	0	1	5.2	6	2	2	0	0	3	2	.300	
Schumer, Justin	1-0	1.29	1	1	1	0	0	0	7.0	8	1	1	0	0	2	7	.320	
Stevenson, Jason	0-0	2.25	4	0	0	0	2	3	4.0	5	3	1	0	0	2	4	.278	
Stoffel, Jason	1-1	1.59	2	2	0	0	0	0	11.1	7	2	2	1	1	5	15	.179	
Surkamp, Eric	0-2	5.28	3	3	0	0	0	0	15.1	15	11	9	1	4	7	11	.254	
Tanner, Clayton	0-0	1.38	2	2	0	0	0	0	13.0	9	2	2	1	0	2	11	.200	
Verdugo, Ryan																		
Team Total	9-8	2.92	17	17	1	1	3	6	157.0	141	59	51	5	10	57	116	.246	

Organization

2012 Flying Squirrels

2011: In Review

History & Records

Eastern League

SF Giants

General Info

2011: IN REVIEW

Organization

2012 Flying Squirrels

2011: In Review

History & Records

Eastern League

SF Giants

General Info

FLYING SQUIRRELS vs. BINGHAMTON - FINAL 2011 BATTING STATISTICS

BATTERS	AVG	G	AB	R	H	2B	3B	HR	RBI	BB	IBB	SO	SB	CS	OBP	SLG	OPS	E
Christian, Justin	.364	3	11	6	4	1	0	1	4	2	0	0	2	0	.462	.727	1.189	0
Correa, Hector		1	0	0	0	0	0	0	0	0	0	0	0	0				0
Culberson, Charlie	.192	6	26	4	5	0	1	0	3	1	0	5	1	0	.222	.269	.491	0
Dominguez, Chris	.250	4	16	1	4	1	1	0	1	1	0	2	0	0	.294	.438	.732	0
Fairley, Wendell	.250	1	4	0	1	0	0	0	0	1	0	2	0	0	.400	.250	.650	0
Fitzgerald, Justin	.250	2	4	1	1	0	0	0	0	0	0	0	0	0	.250	.250	.500	0
Flores, Jose	.250	1	4	0	1	0	0	0	0	0	0	2	0	0	.250	.250	.500	0
Ford, Darren	.300	3	10	1	3	0	0	0	0	0	0	2	2	0	.300	.300	.600	0
Hembree, Heath		2	0	0	0	0	0	0	0	0	0	0	0	0				0
Hinshaw, Alex		1	0	0	0	0	0	0	0	0	0	0	0	0				0
Hodges, Wes	.364	4	11	1	4	1	0	0	1	4	0	4	0	0	.533	.455	.988	2
Kieschnick, Roger	.222	5	18	2	4	0	0	2	7	1	0	5	0	0	.238	.556	.794	0
Lively, Mitch		1	0	0	0	0	0	0	0	0	0	0	0	0				0
Lofgren, Chuck	.000	1	3	0	0	0	0	0	0	0	0	1	0	0	.000	.000	.000	0
Lormand, Ryan	.143	2	7	1	1	0	0	0	1	0	0	1	0	0	.143	.143	.286	0
Lowenstein, Aaron	.333	2	3	1	1	0	0	0	0	0	0	0	0	0	.333	.333	.667	0
Maday, Daryl		1	0	0	0	0	0	0	0	0	0	0	0	0				0
Matos, Osiris		1	0	0	0	0	0	0	0	0	0	0	0	0				0
Monell, Johnny	.231	4	13	1	3	1	0	0	2	2	0	1	0	0	.333	.308	.641	1
Noonan, Nick		1	0	0	0	0	0	0	0	0	0	0	0	0	1.000			0
Otero, Dan		1	0	0	0	0	0	0	0	0	0	0	0	0				0
Peguero, Francisco	.333	3	12	3	4	1	0	0	3	0	0	3	1	0	.385	.417	.801	0
Perez, Juan	.375	6	16	3	6	2	1	0	2	2	0	1	1	0	.444	.625	1.069	1
Quinowski, David		2	0	0	0	0	0	0	0	0	0	0	0	0				0
Quirarte, Edwin		2	0	0	0	0	0	0	0	0	0	0	0	0				0
Rodriguez, Wilmin	.000	2	1	0	0	0	0	0	0	0	0	1	0	0	.000	.000	.000	0
Schoop, Sharon	.125	5	16	2	2	0	0	0	0	1	0	3	1	0	.222	.125	.347	0
Sosa, Henry	.500	1	2	0	1	0	0	0	0	0	0	0	0	0	.500	.500	1.000	0
Stoffel, Jason	.000	1	1	0	0	0	0	0	0	0	0	1	0	0	.000	.000	.000	0
Stromsmoe, Skyler	.000	5	11	0	0	0	0	0	1	0	0	4	0	0	.000	.000	.000	0
Tanner, Clayton	.000	1	2	1	0	0	0	0	0	0	0	0	0	0	.000	.000	.000	0
Verdugo, Ryan	.000	1	2	0	0	0	0	0	0	0	0	2	0	0	.000	.000	.000	0
Williams, Jackson	.000	1	4	0	0	0	0	0	0	0	0	0	0	0	.000	.000	.000	0
Zambrano, Eliezer	.000	1	2	1	0	0	0	0	0	1	0	0	0	0	.333	.000	.333	0
Team Total	.226	6	199	29	45	7	3	3	25	16	0	40	8	0	.290	.337	.626	4

FLYING SQUIRRELS vs. BINGHAMTON - FINAL 2011 PITCHING STATISTICS

PITCHERS	W-L	ERA	G	GS	CG	SHO	SV	SVO	IP	H	R	ER	HR	HB	BB	SO	AVG
Correa, Hector	0-0	0.00	1	0	0	0	0	0	2.0	1	0	0	0	0	1	1	.167
Fitzgerald, Justin	1-1	5.40	2	2	0	0	0	0	11.2	15	8	7	1	0	6	10	.300
Hembree, Heath	0-0	0.00	2	0	0	0	1	1	1.1	0	0	0	0	0	1	2	.000
Hinshaw, Alex	0-0	0.00	1	0	0	0	0	0	0.2	0	0	0	0	0	1	0	.000
Lively, Mitch	0-0	0.00	1	0	0	0	0	0	2.0	1	0	0	0	0	0	3	.143
Lofgren, Chuck	0-1	12.60	1	1	0	0	0	0	5.0	6	7	7	3	0	2	3	.300
Maday, Daryl	0-0	0.00	1	0	0	0	0	0	2.0	3	0	0	0	0	0	1	.375
Matos, Osiris	0-0	27.00	1	0	0	0	0	0	0.2	1	2	2	0	0	1	0	.333
Otero, Dan	0-0	0.00	1	0	0	0	0	0	2.0	2	0	0	0	1	1	1	.250
Quinowski, David	0-0	16.20	2	0	0	0	0	0	1.2	5	3	3	1	0	1	2	.500
Quirarte, Edwin	0-0	12.00	2	0	0	0	0	0	3.0	7	4	4	1	0	0	2	.467
Rodriguez, Wilmin	0-0	3.00	2	0	0	0	0	0	3.0	6	2	1	1	0	0	3	.400
Sosa, Henry	1-0	0.00	1	1	0	0	0	0	5.0	1	0	0	0	0	2	4	.063
Stoffel, Jason	0-0	0.00	1	0	0	0	1	1	2.0	1	0	0	0	0	1	2	.143
Tanner, Clayton	1-0	3.60	1	1	0	0	0	0	5.0	2	2	2	1	1	2	6	.111
Verdugo, Ryan	0-1	10.80	1	1	0	0	0	0	5.0	8	6	6	1	0	1	6	.348
Team Total	3-3	5.54	6	6	0	0	2	2	52.0	59	34	32	9	2	20	46	.280

2011: IN REVIEW



FLYING SQUIRRELS vs. BOWIE - FINAL 2011 BATTING STATISTICS

BATTERS	AVG	G	AB	R	H	2B	3B	HR	RBI	BB	IBB	SO	SB	CS	OBP	SLG	OPS	E
Biery, Drew	.182	3	11	1	2	0	0	0	0	0	0	2	0	0	.182	.182	.364	0
Christian, Justin	.226	17	62	7	14	2	0	1	6	9	1	10	5	2	.338	.306	.644	0
Culberson, Charlie	.243	25	107	9	26	4	0	2	8	1	0	29	1	0	.255	.336	.591	2
Dominguez, Chris	.162	10	37	4	6	1	0	0	3	1	0	7	0	0	.184	.189	.373	2
Fairley, Wendell	.200	2	5	0	1	0	0	0	0	2	0	2	0	0	.429	.200	.629	0
Flores, Jose	.205	12	39	6	8	0	1	1	5	2	0	7	1	0	.262	.333	.595	1
Ford, Darren	.167	3	12	2	2	0	0	0	0	0	0	4	0	0	.167	.167	.333	0
Hodges, Wes	.235	9	34	3	8	1	1	2	7	0	0	6	0	0	.235	.500	.735	1
Kieschnick, Roger	.224	21	76	12	17	5	1	3	7	5	0	19	3	1	.272	.434	.706	0
Koshansky, Joe	.200	9	35	4	7	3	0	2	3	3	0	12	0	0	.263	.457	.720	1
Lormand, Ryan	.267	5	15	2	4	1	0	0	3	2	0	2	0	0	.353	.333	.686	0
Lowenstein, Aaron	.130	10	23	0	3	0	0	0	3	1	0	8	0	0	.160	.130	.290	1
McBryde, Mike	.241	8	29	3	7	0	1	0	5	0	0	9	1	0	.233	.310	.544	0
Monell, Johnny	.209	25	86	6	18	4	0	3	6	9	0	24	0	2	.281	.360	.642	0
Noonan, Nick	.197	16	61	4	12	4	0	0	4	9	0	15	1	2	.300	.262	.562	2
Peguero, Francisco	.393	7	28	3	11	2	1	0	3	1	0	2	0	0	.414	.536	.950	0
Perez, Juan	.160	25	94	9	15	5	1	1	5	5	0	26	4	2	.210	.266	.476	1
Quirarte, Edwin	.000	1	1	0	0	0	0	0	0	0	0	1	0	0	.000	.000	.000	0
Ray, Ronnie	.000	1	1	0	0	0	0	0	0	0	0	1	0	0	.000	.000	.000	0
Schoop, Sharlon	.083	12	36	2	3	0	0	0	1	1	0	4	0	1	.108	.083	.191	4
Stromsmoe, Skyler	.163	15	43	4	7	0	1	1	2	6	0	9	1	1	.265	.279	.544	0
Weeks, Joel	.000	3	8	0	0	0	0	0	0	0	0	1	0	0	.000	.000	.000	0
Williams, Jackson	.300	3	10	2	3	0	0	1	1	0	0	2	0	0	.300	.600	.900	0
Zambrano, Eliezer	.000	1	2	0	0	0	0	0	0	0	0	0	0	0	.000	.000	.000	0
Team Total	.204	25	855	83	174	32	7	17	72	57	1	202	17	11	.256	.317	.573	16

FLYING SQUIRRELS vs. BOWIE - FINAL 2011 PITCHING STATISTICS

PITCHERS	W-L	ERA	G	GS	CG	SHO	SV	SVO	IP	H	R	ER	HR	HB	BB	SO	AVG
Correa, Hector	0-0	1.35	3	0	0	0	1	1	6.2	4	1	1	0	0	1	9	.182
Dowdy, Justin	0-0	0.00	3	0	0	0	1	1	4.0	1	0	0	0	0	1	2	.091
Fitzgerald, Justin	0-1	4.76	1	1	0	0	0	0	5.2	4	4	3	1	0	4	3	.200
Hembree, Heath	0-0	9.00	3	0	0	0	2	2	4.0	5	4	4	0	0	3	3	.333
Hinshaw, Alex	0-0	3.52	7	0	0	0	0	1	7.2	7	3	3	1	0	4	10	.233
Lively, Mitch	0-0	0.00	1	0	0	0	0	0	1.0	1	0	0	0	0	1	0	.250
Maday, Daryl	1-3	4.56	5	5	0	0	0	0	25.2	32	14	13	5	1	7	25	.308
Matos, Osiris	0-2	0.77	6	0	0	0	0	1	11.2	12	3	1	1	0	1	11	.267
Otero, Dan	0-0	1.17	4	0	0	0	0	0	7.2	5	3	1	0	1	1	8	.179
Quinowski, David	1-1	0.71	8	0	0	0	0	0	12.2	7	1	1	1	0	4	11	.163
Quirarte, Edwin	0-2	6.10	7	0	0	0	0	0	10.1	13	8	7	0	2	5	11	.325
Ray, Ronnie	0-0	0.00	4	0	0	0	0	0	10.0	2	0	0	0	0	1	9	.067
Rodriguez, Wilmin	0-1	4.50	4	0	0	0	0	0	12.0	13	8	6	0	0	4	8	.289
Sosa, Henry	0-1	4.26	1	1	0	0	0	0	6.1	8	4	3	0	0	0	6	.308
Stoffel, Jason	0-1	5.87	8	0	0	0	3	5	7.2	8	5	5	0	0	5	7	.258
Surkamp, Eric	1-0	2.63	2	2	0	0	0	0	13.2	11	4	4	1	0	2	10	.224
Tanner, Clayton	0-3	2.91	6	6	0	0	0	0	34.0	31	19	11	3	3	12	28	.237
Verdugo, Ryan	5-1	4.54	8	8	0	0	0	0	41.2	37	21	21	3	3	19	42	.237
Vessella, Tom	1-0	1.93	2	2	0	0	0	0	9.1	3	2	2	1	2	5	7	.111
Team Total	9-16	3.34	25	25	0	2	7	11	231.2	204	104	86	17	12	80	210	.238

FLYING SQUIRRELS vs. ERIE - FINAL 2011 BATTING STATISTICS

BATTERS	AVG	G	AB	R	H	2B	3B	HR	RBI	BB	IBB	SO	SB	CS	OBP	SLG	OPS	E
Christian, Justin	.296	7	27	5	8	3	0	1	3	2	0	1	0	0	.345	.519	.863	0
Culberson, Charlie	.152	9	33	5	5	0	0	1	3	1	0	12	1	0	.222	.242	.465	0
Dominguez, Chris	.280	6	25	4	7	4	0	1	6	0	0	7	0	0	.280	.560	.840	2
Fairley, Wendell	.286	2	7	0	2	0	0	0	0	0	0	2	0	1	.286	.286	.571	0
Flores, Jose	.200	3	10	1	2	0	0	0	1	3	0	1	0	0	.200	.500	.700	2
Hodges, Wes	.417	6	24	5	10	3	0	1	4	1	0	6	0	0	.440	.667	1.107	1
Kieschnick, Roger	.314	10	35	6	11	3	0	1	6	6	0	7	3	0	.415	.486	.900	1
Lormand, Ryan	.077	4	13	1	1	0	0	0	1	3	0	3	1	0	.250	.077	.327	0
Lowenstein, Aaron	.167	3	6	1	1	0	0	0	0	1	0	2	0	0	.286	.167	.452	0
Monell, Johnny	.393	8	28	5	11	2	0	2	6	1	0	5	0	1	.419	.679	1.098	2
Noonan, Nick	.182	6	22	6	4	0	0	1	4	2	0	3	0	0	.250	.318	.568	1
Peguero, Francisco	.292	6	24	2	7	1	0	0	4	0	0	2	0	0	.280	.333	.613	0
Perez, Juan	.297	10	37	7	11	2	2	1	8	1	0	10	1	1	.316	.541	.856	3
Schoop, Sharlon	.286	7	21	3	6	1	0	1	3	2	0	5	0	1	.348	.476	.824	2
Stromsmoe, Skyler	.333	5	12	2	4	0	0	0	1	0	2	1	0	0	.385	.333	.718	1
Zambrano, Eliezer	.333	1	3	1	1	1	0	0	0	0	1	0	0	0	.333	.667	1.000	0
Team Total	.278	10	327	54	91	20	2	11	51	21	0	69	7	4	.326	.453	.778	16

Organization

2012 Flying Squirrels

2011: In Review

History & Records

Eastern League

SF Giants

General Info





2011: IN REVIEW

Organization

2012 Flying Squirrels

2011: In Review

Eastern League History & Records

SF Giants

General Info

FLYING SQUIRRELS vs. ERIE - FINAL 2011 PITCHING STATISTICS

PITCHERS	W-L	ERA	G	GS	CG	SHO	SV	SVO	IP	H	R	ER	HR	HB	BB	SO	AVG
Correa, Hector	0-0	0.00	1	0	0	0	0	0	1.1	1	0	0	0	0	0	3	.200
Fitzgerald, Justin	2-0	0.64	2	2	0	0	0	0	14.0	10	2	1	0	2	0	16	.200
Hembree, Heath	0-0	0.00	2	0	0	0	1	1	2.0	1	0	0	0	0	0	4	.143
Hinshaw, Alex	0-0	9.00	2	0	0	0	0	0	1.0	0	1	1	0	0	3	0	.000
Lively, Mitch	0-0	0.00	2	0	0	0	1	1	2.1	1	0	0	0	0	0	2	.125
Maday, Daryl	0-0	4.32	2	1	0	0	0	0	8.1	7	4	4	0	1	4	4	.219
Matos, Osiris	0-0	0.00	1	0	0	0	0	0	2.0	1	0	0	0	0	0	0	.143
Otero, Dan	1-0	0.00	1	0	0	0	0	0	2.0	2	0	0	0	0	0	2	.286
Quinowski, David	0-0	9.00	2	0	0	0	0	0	2.0	5	3	2	0	0	0	1	.500
Quirarte, Edwin	0-0	6.00	4	0	0	0	0	0	6.0	9	7	4	0	0	2	4	.321
Ray, Ronnie	0-0	0.00	1	0	0	0	0	0	1.0	1	0	0	0	0	0	1	.250
Rodriguez, Wilmin	0-0	2.70	3	0	0	0	0	0	3.1	2	1	1	0	0	0	2	.167
Stoffel, Jason	0-0	0.00	2	0	0	0	1	1	2.0	2	0	0	0	1	0	2	.250
Stromsmoe, Skyler	0-0	0.00	1	0	0	0	0	0	1.0	1	0	0	0	0	1	0	.500
Surkamp, Eric	2-0	0.00	2	2	0	0	0	0	13.0	10	1	0	0	0	2	12	.208
Tanner, Clayton	1-1	2.89	2	2	0	0	0	0	9.1	13	6	3	0	2	2	5	.325
Verdugo, Ryan	2-1	2.45	3	3	0	0	0	0	18.1	13	7	5	0	0	6	20	.197
Team Total	8-2	2.12	10	10	0	1	3	3	89.0	79	32	21	0	6	20	78	.235

FLYING SQUIRRELS vs. HARRISBURG - FINAL 2011 BATTING STATISTICS

BATTERS	AVG	G	AB	R	H	2B	3B	HR	RBI	BB	IBB	SO	SB	CS	OBP	SLG	OPS	E
Christian, Justin	.304	6	23	4	7	4	0	0	4	0	0	2	1	0	.292	.478	.770	0
Correa, Hector	1.000	6	1	1	1	1	0	0	0	0	0	0	0	0	1.000	2.000	3.000	0
Culberson, Charlie	.291	21	79	14	23	7	0	0	7	4	1	17	3	1	.333	.380	.713	1
Dominguez, Chris	.306	18	62	8	19	8	1	3	15	1	0	21	0	2	.318	.613	.931	1
Dowdy, Justin		1	0	0	0	0	0	0	0	0	0	0	0	0				0
Fairley, Wendell	.455	5	11	4	5	2	0	0	1	2	0	3	0	0	.538	.636	1.175	0
Fitzgerald, Justin	.000	4	6	0	0	0	0	0	0	0	0	1	0	0	.000	.000	.000	0
Flores, Jose	.200	2	10	2	2	0	0	0	1	0	0	1	1	0	.200	.200	.400	0
Ford, Darren	.273	3	11	1	3	1	0	0	0	1	0	3	0	2	.333	.364	.697	0
Hembree, Heath	1.000	6	1	0	1	0	0	0	2	0	0	0	0	0	1.000	1.000	2.000	0
Hinshaw, Alex		5	0	0	0	0	0	0	0	0	0	0	0	0				0
Hodges, Wes	.232	16	56	5	13	6	0	0	6	1	0	20	0	1	.259	.339	.598	1
Kieschnick, Roger	.269	21	78	15	21	3	0	4	14	5	0	33	1	2	.321	.462	.783	0
Koshansky, Joe	.167	1	6	0	1	0	0	0	1	0	0	3	0	0	.167	.167	.333	0
Lively, Mitch	.000	4	1	0	0	0	0	0	0	0	0	0	0	0	.000	.000	.000	0
Lofgren, Chuck	.400	2	5	0	2	1	0	0	2	0	0	1	0	0	.400	.600	1.000	0
Lormand, Ryan	.000	2	4	0	0	0	0	0	0	0	0	3	0	0	.000	.000	.000	1
Lowenstein, Aaron	.250	4	8	2	2	0	0	0	0	1	0	4	0	0	.333	.250	.583	2
Maday, Daryl	.125	6	8	0	1	0	0	0	0	0	3	0	0	0	.125	.125	.250	1
Matos, Osiris	.000	1	1	0	0	0	0	0	0	0	0	0	0	0	.000	.000	.000	0
Mixon, David	.000	1	1	0	0	0	0	0	0	0	0	0	0	0	.000	.000	.000	0
Monell, Johnny	.386	16	44	8	17	1	0	2	8	10	1	9	0	0	.500	.545	1.045	2
Noonan, Nick	.256	12	39	3	10	3	0	0	3	9	4	8	0	0	.396	.333	.729	1
Otero, Dan		2	0	0	0	0	0	0	0	0	0	0	0	0				0
Peguero, Francisco	.294	15	51	8	15	2	1	0	2	2	0	10	4	0	.315	.373	.687	0
Perez, Juan	.344	20	64	7	22	4	2	1	11	4	0	13	3	2	.382	.516	.898	0
Quinowski, David		5	0	0	0	0	0	0	0	0	0	0	0	0				0
Quirarte, Edwin		3	0	0	0	0	0	0	0	0	0	0	0	0				0
Ray, Ronnie		1	0	0	0	0	0	0	0	0	0	0	0	0				0
Rodriguez, Wilmin	.000	4	1	0	0	0	0	0	0	0	1	0	0	0	.000	.000	.000	0
Schoop, Sharlon	.241	13	29	4	7	1	0	1	3	4	2	7	0	0	.333	.379	.713	2
Sosa, Henry	.167	3	6	0	1	0	0	0	1	0	0	4	0	0	.167	.167	.333	0
Stoffel, Jason		5	0	0	0	0	0	0	0	0	0	0	0	0				0
Stromsmoe, Skyler	.364	15	22	3	8	2	0	0	2	3	2	6	1	1	.440	.455	.895	0
Surkamp, Eric	.375	4	8	0	3	0	0	0	3	1	0	2	0	0	.444	.375	.819	0
Tanner, Clayton	.000	1	1	0	0	0	0	0	0	0	0	0	0	0	.000	.000	.000	0
Verdugo, Ryan	.000	1	2	0	0	0	0	0	0	0	2	0	0	0	.000	.000	.000	0
Weeks, Joel		1	0	0	0	0	0	0	0	1	1	0	0	0	1.000			0
Williams, Jackson	.000	2	5	0	0	0	0	0	0	0	0	1	0	0	.000	.000	.000	0
Zambrano, Eliezer	.143	3	7	0	1	0	0	0	1	0	0	2	0	0	.125	.143	.268	0
Team Total	.284	21	651	89	185	46	4	11	87	49	11	180	14	11	.336	.418	.754	12

2011: IN REVIEW



FLYING SQUIRRELS vs. HARRISBURG - FINAL 2011 PITCHING STATISTICS

PITCHERS	W-L	ERA	G	GS	CG	SHO	SV	SVO	IP	H	R	ER	HR	HB	BB	SO	AVG
Correa, Hector	1-0	0.00	6	0	0	0	0	0	9.0	2	0	0	0	0	2	8	.074
Dowdy, Justin	1-0	0.00	1	0	0	0	0	0	1.0	1	0	0	0	0	0	1	.250
Fitzgerald, Justin	2-1	2.57	4	4	0	0	0	0	21.0	13	6	6	1	0	5	15	.181
Hembree, Heath	1-0	6.35	6	0	0	0	4	4	5.2	5	4	4	1	0	2	6	.227
Hinshaw, Alex	0-0	1.59	5	0	0	0	1	1	5.2	2	2	1	0	2	1	10	.118
Lively, Mitch	0-1	4.50	4	0	0	0	0	0	4.0	4	2	2	0	0	4	6	.250
Lofgren, Chuck	1-0	3.00	2	2	0	0	0	0	12.0	10	4	4	0	1	4	6	.227
Maday, Daryl	0-4	5.08	6	4	0	0	0	0	28.1	29	17	16	5	1	13	23	.274
Matos, Osiris	1-0	0.00	1	0	0	0	0	0	3.0	0	0	0	0	0	2	1	.000
Mixon, David	0-0	6.75	1	1	0	0	0	0	4.0	5	4	3	2	0	2	3	.294
Otero, Dan	0-0	0.00	2	0	0	0	0	0	3.0	2	0	0	0	0	0	5	.182
Quinowski, David	0-0	0.00	5	0	0	0	0	0	5.1	2	0	0	0	0	4	4	.118
Quirarte, Edwin	1-0	10.80	3	0	0	0	0	1	3.1	7	4	4	2	0	1	4	.438
Ray, Ronnie	0-0	0.00	1	0	0	0	0	1	2.1	1	1	0	0	0	1	3	.111
Rodriguez, Wilmin	1-1	2.45	4	1	0	0	0	1	7.1	10	2	2	0	0	2	3	.357
Sosa, Henry	3-0	2.55	3	3	0	0	0	0	17.2	21	5	5	1	0	4	18	.296
Stoffel, Jason	0-0	3.86	5	0	0	0	1	1	4.2	5	2	2	1	1	3	7	.278
Surkamp, Eric	1-0	2.30	4	4	1	0	0	0	27.1	17	7	7	2	2	7	36	.177
Tanner, Clayton	0-0	4.50	1	1	0	0	0	0	4.0	4	2	2	2	0	2	3	.267
Verdugo, Ryan	0-1	5.40	1	1	0	0	0	0	5.0	3	3	3	1	0	1	8	.167
Team Total	13-8	3.16	21	21	1	0	6	9	173.2	143	65	61	19	7	60	170	.226

FLYING SQUIRRELS vs. NEW BRITAIN - FINAL 2011 BATTING STATISTICS

BATTERS	AVG	G	AB	R	H	2B	3B	HR	RBI	BB	IBB	SO	SB	CS	OBP	SLG	OPS	E
Christian, Justin	.276	8	29	5	8	1	0	0	5	3	0	1	1	0	.364	.310	.674	0
Culberson, Charlie	.409	15	66	8	27	9	0	0	12	1	0	14	2	1	.418	.545	.963	2
Dominguez, Charlie	.250	7	28	5	7	4	0	1	9	2	0	9	0	0	.303	.500	.803	2
Fairley, Wendell	.333	2	6	1	2	0	0	0	0	1	0	1	0	0	.429	.333	.762	0
Flores, Jose	.292	8	24	3	7	1	1	0	3	0	0	3	0	0	.292	.417	.708	1
Ford, Darren	.375	4	16	3	6	1	0	0	1	2	0	4	0	0	.444	.438	.882	0
Hodges, Wes	.290	7	31	3	9	0	0	0	1	1	0	7	0	0	.313	.290	.603	1
Kieschnick, Roger	.244	11	41	7	10	3	1	0	3	4	1	5	1	0	.326	.366	.692	0
Koshansky, Joe	.286	8	28	2	8	2	0	0	1	3	0	8	0	0	.355	.357	.712	0
Lormand, Ryan	.333	1	3	0	1	0	0	0	1	1	0	1	1	0	.500	.333	.833	0
Lowenstein, Aaron	.111	3	9	0	1	0	0	0	0	0	0	2	0	0	.111	.111	.222	0
McBryde, Mike	.250	8	24	5	6	1	0	0	3	3	0	7	0	0	.379	.292	.671	0
Monell, Johnny	.196	14	46	7	9	5	0	0	6	4	0	15	0	0	.260	.304	.564	0
Noonan, Nick	.267	4	15	2	4	1	0	2	4	1	0	5	0	0	.313	.333	1.046	0
Peguero, Francisco	.212	7	33	1	7	1	0	1	5	0	0	4	0	0	.212	.333	.545	2
Perez, Juan	.250	15	56	10	14	4	0	0	3	1	0	6	3	0	.259	.321	.580	2
Schoop, Sharlon	.333	8	15	2	5	0	0	0	3	4	0	1	0	0	.429	.333	.762	1
Stromsroe, Skyler	.200	4	10	4	2	1	0	0	2	3	0	0	0	0	.333	.300	.633	1
Weeks, Joel	.111	4	9	1	1	0	0	0	1	0	3	0	0	0	.200	.111	.311	1
Williams, Jackson	.200	3	10	1	2	0	0	0	1	1	0	0	0	0	.273	.200	.473	0
Team Total	.273	15	499	70	136	34	2	4	63	36	1	96	8	1	.324	.373	.696	14

FLYING SQUIRRELS vs. NEW BRITAIN - FINAL 2011 PITCHING STATISTICS

PITCHERS	W-L	ERA	G	GS	CG	SHO	SV	SVO	IP	H	R	ER	HR	HB	BB	SO	AVG
Bowlin, Drew	0-0	4.50	1	0	0	0	0	0	2.0	3	1	1	1	0	1	1	.333
Correa, Hector	1-1	7.94	2	0	0	0	0	0	5.2	10	5	5	0	0	1	2	.400
Dowdy, Justin	1-0	0.00	3	0	0	0	0	0	7.2	2	0	0	0	0	1	9	.083
Fitzgerald, Justin	2-1	3.38	3	3	0	0	0	0	16.0	17	6	6	0	1	9	8	.293
Fleet, Austin	0-0	3.86	1	0	0	0	0	0	4.2	6	2	2	0	0	1	1	.333
Hembree, Heath	0-0	0.00	3	0	0	0	1	1	2.2	2	0	0	0	0	3	5	.222
Hinshaw, Alex	0-0	9.00	3	0	0	0	0	0	4.0	3	4	4	0	0	7	5	.200
Lively, Mitch	0-0	2.45	2	0	0	0	0	0	3.2	5	2	1	0	0	2	2	.333
Lofgren, Chuck	0-1	54.00	1	1	0	0	0	0	1.0	5	7	6	1	0	3	2	.714
Maday, Daryl	0-0	6.35	2	1	0	0	1	1	5.2	7	4	4	0	0	1	3	.318
Matos, Osiris	1-0	7.71	2	0	0	0	0	0	2.1	5	2	2	0	0	0	1	.417
Mixon, David	0-0	0.00	1	0	0	0	0	0	1.0	1	0	0	0	0	0	0	.250
Otero, Dan	0-0	3.86	4	0	0	0	0	0	7.0	12	3	3	0	0	0	6	.375
Quinowski, David	1-0	4.26	5	0	0	0	0	0	6.1	9	4	3	0	0	3	2	.310
Quirarte, Edwin	0-0	2.45	2	0	0	0	0	0	3.2	3	3	1	0	0	3	5	.200
Ray, Ronnie	0-1	2.70	2	0	0	0	0	0	3.1	5	2	1	1	0	0	5	.357
Rodriguez, Wilmin	1-0	5.40	3	1	0	0	0	0	6.2	10	5	4	1	0	3	2	.345
Schumer, Justin	0-0	0.00	1	1	0	0	0	0	3.1	2	1	0	0	0	5	0	.182
Stoffel, Jason	0-0	9.82	3	0	0	0	1	2	3.2	3	4	4	0	0	3	1	.231
Stromsroe, Skyler	0-0	0.00	2	0	0	0	0	0	2.0	0	0	0	0	0	1	1	.000
Surkamp, Eric	1-0	3.07	3	3	0	0	0	0	14.2	12	6	5	0	2	5	24	.211
Tanner, Clayton	0-2	4.91	2	2	1	0	0	0	11.0	13	6	6	1	0	4	11	.295
Verdugo, Ryan	0-1	7.62	3	3	0	0	0	0	13.0	16	12	11	4	0	14	13	.320
Team Total	8-7	4.74	15	15	1	0	3	4	131.0	151	79	69	9	3	70	109	.292

Organization

2012 Flying Squirrels

2011: In Review

History & Records

Eastern League

SF Giants

General Info

2012 MEDIA & INFORMATION GUIDE

87





2011: IN REVIEW

Organization

2012 Flying Squirrels

2011: In Review

History & Records

Eastern League

SF Giants

General Info

FLYING SQUIRRELS vs. NEW HAMPSHIRE - FINAL 2011 BATTING STATISTICS

BATTERS	AVG	G	AB	R	H	2B	3B	HR	RBI	BB	IBB	SO	SB	CS	OBP	SLG	OPS	E
Biery, Drew	.000	1	2	0	0	0	0	0	0	0	0	2	0	0	.000	.000	.000	0
Christian, Justin	.231	3	13	2	3	1	0	0	3	1	0	2	1	0	.286	.308	.593	0
Culberson, Charlie	.160	6	25	3	4	0	0	2	4	1	0	5	2	0	.192	.400	.592	0
Dominguez, Chris	.167	3	12	2	2	1	0	0	0	0	0	4	0	0	.167	.250	.417	1
Fairley, Wendell	.167	3	6	1	1	0	1	0	0	0	0	3	0	0	.167	.500	.667	0
Flores, Jose	.125	3	8	1	1	0	0	0	0	5	0	2	0	0	.462	.125	.587	0
Hodges, Wes	.273	3	11	2	3	1	0	1	3	1	0	1	0	0	.333	.636	.970	1
Kieschnick, Roger	.409	6	22	4	9	2	1	2	3	3	0	2	2	1	.480	.864	1.344	1
Lormand, Ryan	.167	2	6	1	1	0	0	0	0	1	0	2	0	0	.286	.167	.452	0
Lowenstein, Aaron	.250	1	4	0	1	0	0	0	0	0	0	1	0	1	.250	.250	.500	0
Monell, Johnny	.167	6	24	0	4	2	0	0	3	1	0	7	0	0	.200	.250	.450	0
Noonan, Nick	.231	3	13	2	3	1	0	0	1	0	0	1	0	0	.231	.308	.538	1
Peguero, Francisco	.250	3	12	1	3	1	1	0	1	0	0	2	0	0	.250	.500	.750	0
Perez, Juan	.000	3	10	0	0	0	0	0	0	1	0	4	1	0	.091	.000	.091	0
Schoop, Sharlon	.235	5	17	2	4	1	0	1	1	3	0	6	0	0	.350	.471	.821	1
Stromsmoe, Skyler	.333	6	9	2	3	0	0	0	2	1	0	3	0	0	.417	.333	.750	0
Zambrano, Eliezer	.400	1	5	1	2	1	0	0	2	0	0	2	0	0	.400	.600	1.000	0
Team Total	.221	6	199	24	44	11	3	6	23	18	0	49	6	2	.288	.397	.685	5

FLYING SQUIRRELS vs. NEW HAMPSHIRE - FINAL 2011 PITCHING STATISTICS

PITCHERS	W-L	ERA	G	GS	CG	SHO	SV	SVO	IP	H	R	ER	HR	HB	BB	SO	AVG
Correa, Hector	0-0	18.00	2	0	0	0	0	0	1.0	3	2	2	2	0	1	1	.600
Fitzgerald, Justin	0-1	6.75	2	2	0	0	0	0	9.1	15	7	7	1	0	2	10	.366
Hembree, Heath	0-1	6.75	1	0	0	0	0	1	1.1	3	3	1	0	0	0	1	.375
Hinshaw, Alex	0-0	0.00	2	0	0	0	0	0	2.0	0	0	0	0	0	2	3	.000
Lively, Mitch	0-1	7.71	2	0	0	0	0	1	2.1	5	4	2	0	0	0	1	.357
Lofgren, Chuck	0-0	1.23	1	1	0	0	0	0	7.1	5	1	1	0	0	4	4	.185
Maday, Daryl	0-0	0.00	1	1	0	0	0	0	5.0	4	0	0	0	1	1	8	.235
Matos, Osiris	0-0	0.00	1	0	0	0	0	0	1.0	1	0	0	0	0	0	0	.250
Otero, Dan	0-0	0.00	1	0	0	0	0	0	1.0	0	0	0	0	0	0	2	.000
Quinowski, David	0-0	0.00	1	0	0	0	0	0	1.1	2	0	0	0	0	0	0	.333
Quirarte, Edwin	0-0	4.50	1	0	0	0	0	0	2.0	1	1	1	0	0	1	2	.167
Rodriguez, Wilmin	0-0	0.00	2	0	0	0	0	0	1.1	0	0	0	0	0	0	1	.000
Sosa, Henry	1-0	0.00	1	0	0	0	0	0	4.0	3	0	0	0	0	0	2	.214
Stoffel, Jason	0-0	0.00	1	0	0	0	0	0	0.1	0	0	0	0	0	0	1	.000
Surkamp, Eric	0-1	2.70	1	1	0	0	0	0	6.2	6	3	2	0	0	3	7	.240
Tanner, Clayton	1-0	2.57	1	1	0	0	0	0	7.0	9	3	2	1	0	0	4	.321
Team Total	2-4	3.06	6	6	0	1	0	2	53.0	57	24	18	4	1	14	47	.274

FLYING SQUIRRELS vs. PORTLAND - FINAL 2011 BATTING STATISTICS

BATTERS	AVG	G	AB	R	H	2B	3B	HR	RBI	BB	IBB	SO	SB	CS	OBP	SLG	OPS	E
Biery, Drew	.300	3	10	0	3	1	0	0	3	1	0	3	0	0	.333	.400	.733	0
Christian, Justin	.214	3	14	3	3	0	1	0	2	1	0	2	2	0	.267	.357	.624	0
Culberson, Charlie	.174	6	23	5	4	0	0	2	5	2	0	8	2	0	.240	.435	.675	0
Dominguez, Chris	.333	3	12	2	4	1	0	1	3	0	0	4	0	1	.333	.667	1.000	1
Fairley, Wendell	.091	3	11	1	1	0	0	0	1	0	0	2	0	0	.091	.091	.182	0
Flores, Jose	.222	2	9	1	2	0	0	0	0	0	0	3	0	1	.222	.222	.444	0
Hodges, Wes	.125	2	8	0	1	0	0	0	0	0	0	2	0	0	.125	.125	.250	0
Kieschnick, Roger	.167	6	24	3	4	0	1	0	4	2	0	7	1	0	.231	.250	.481	0
Lormand, Ryan	.167	3	12	1	2	1	0	0	0	0	0	1	0	0	.167	.250	.417	0
Lowenstein, Aaron	.000	1	3	0	0	0	0	0	1	0	0	0	0	0	.000	.000	.000	0
Monell, Johnny	.400	5	15	3	6	2	0	0	2	5	0	3	0	0	.591	.533	1.124	1
Noonan, Nick	.167	3	12	1	2	0	0	0	0	0	0	3	0	0	.167	.167	.333	0
Peguero, Francisco	.417	3	12	2	5	0	1	0	1	0	0	2	1	0	.417	.583	1.000	1
Perez, Juan	.500	3	8	3	4	1	0	0	0	3	0	1	1	0	.636	.625	1.261	0
Schoop, Sharlon	.308	3	13	2	4	3	0	0	2	0	0	2	0	0	.308	.538	.846	0
Stromsmoe, Skyler	.308	5	13	2	4	2	0	0	3	1	0	1	0	2	.400	.462	.862	0
Williams, Jackson	.500	1	4	1	2	0	0	1	1	0	0	1	0	0	.500	1.250	1.750	0
Team Total	.251	6	203	30	51	11	3	4	28	15	0	45	7	4	.311	.394	.705	3

2011: IN REVIEW



FLYING SQUIRRELS vs. PORTLAND - FINAL 2011 PITCHING STATISTICS

PITCHERS	W-L	ERA	G	GS	CG	SHO	SV	SVO	IP	H	R	ER	HR	HB	BB	SO	AVG
Correa, Hector	0-0	0.00	1	0	0	0	0	0	0.2	1	0	0	0	0	1	1	.333
Fitzgerald, Justin	0-1	8.31	1	1	0	0	0	0	4.1	7	4	4	1	0	2	5	.368
Hembree, Heath	0-0	0.00	1	0	0	0	1	1	1.0	0	0	0	0	0	0	1	.000
Hinshaw, Alex	0-0	5.40	1	0	0	0	0	0	1.2	2	1	1	0	1	0	2	.286
Lively, Mitch	0-0	9.00	1	0	0	0	0	0	1.0	1	1	1	0	0	0	1	.250
Maday, Daryl	1-0	0.00	1	1	0	0	0	0	6.2	3	0	0	0	0	1	4	.125
Matos, Osiris	0-0	18.00	1	0	0	0	0	0	1.0	1	2	2	1	0	1	1	.250
Quinowski, David	0-0	6.00	2	0	0	0	0	0	3.0	3	3	2	0	0	1	4	.250
Quirarte, Edwin	0-0	0.00	3	0	0	0	0	0	3.1	2	0	0	0	0	0	1	.167
Rodriguez, Wilmin	0-0	0.00	2	0	0	0	0	0	4.0	1	0	0	0	0	2	3	.091
Sosa, Henry	0-0	0.00	1	0	0	0	0	0	1.2	0	0	0	0	0	0	5	.000
Stoffel, Jason	0-0	9.00	1	0	0	0	0	0	1.0	1	1	1	0	0	0	1	.250
Surkamp, Eric	1-0	1.50	1	1	0	0	0	0	6.0	5	1	1	0	0	1	6	.227
Tanner, Clayton	1-1	7.59	2	2	0	0	0	0	10.2	11	9	9	3	0	3	6	.262
Verdugo, Ryan	1-0	1.29	1	1	0	0	0	0	7.0	5	1	1	0	0	3	6	.192
Team Total	4-2	3.74	6	6	0	1	1	1	53.0	43	23	22	5	3	15	47	.217

FLYING SQUIRRELS vs. READING - FINAL 2011 BATTING STATISTICS

BATTERS	AVG	G	AB	R	H	2B	3B	HR	RBI	BB	IBB	SO	SB	CS	OBP	SLG	OPS	E
Biery, Drew	.222	3	9	0	2	0	0	0	1	0	0	3	0	0	.222	.222	.444	0
Christian, Justin	.182	6	22	4	4	0	0	1	2	0	0	4	0	0	.217	.318	.536	0
Correa, Hector	.000	1	1	0	0	0	0	0	0	0	0	0	0	0	.000	.000	.000	0
Culberson, Charlie	.294	8	34	3	10	5	0	0	0	0	0	8	1	0	.294	.441	.735	1
Dominguez, Chris	.143	4	14	2	2	0	0	0	2	1	0	5	0	0	.235	.143	.378	0
Fairley, Wendell	.000	2	3	0	0	0	0	0	0	0	0	2	0	0	.000	.000	.000	0
Fitzgerald, Justin	.000	2	5	0	0	0	0	0	0	0	0	1	0	0	.000	.000	.000	0
Flores, Jose	.333	5	15	2	5	0	0	0	1	1	0	3	1	0	.375	.333	.708	0
Hembree, Heath	1	0	0	0	0	0	0	0	0	0	0	0	0	0				0
Hinshaw, Alex	.375	4	16	3	6	0	0	3	6	0	0	4	0	0	.375	.938	1.313	0
Hodges, Wes	.324	10	37	4	12	1	1	1	6	3	0	11	0	2	.390	.486	.877	0
Kieschnick, Roger	.333	6	15	3	5	2	0	0	4	3	0	2	0	2	.444	.467	.911	1
Lorman, Ryan	.231	4	13	0	3	1	0	0	0	0	0	6	0	0	.231	.308	.538	1
Lowenstein, Aaron	.000	2	4	0	0	0	0	0	0	0	0	3	0	0	.000	.000	.000	2
Maday, Daryl	.000	2	0	0	0	0	0	0	0	0	0	0	0	0				0
Matos, Osiris	.200	8	25	2	5	1	0	0	2	1	0	7	0	0	.231	.240	.471	0
Monell, Johnny	.100	9	30	4	3	0	0	0	1	5	0	12	1	0	.222	.100	.322	1
Noonan, Nick	.000	3	0	0	0	0	0	0	0	0	0	0	0	0				0
Otero, Dan	.375	4	16	4	6	0	0	2	5	1	0	2	0	0	.412	.750	1.162	0
Peguero, Francisco	.147	10	34	2	5	0	1	0	0	0	0	7	0	0	.171	.206	.377	1
Perez, Juan	.000	4	0	0	0	0	0	0	0	0	0	0	0	0				0
Quinowski, David	.000	4	0	0	0	0	0	0	0	0	0	0	0	0				0
Quirarte, Edwin	.000	3	0	0	0	0	0	0	0	0	0	0	0	0				1
Rodriguez, Wilmin	.286	8	14	1	4	1	0	0	3	0	0	3	0	0	.286	.357	.643	0
Schoop, Sharlon	.000	1	2	0	0	0	0	0	0	0	0	0	0	0	.000	.000	.000	0
Sosa, Henry	.000	4	0	0	0	0	0	0	0	0	0	0	0	0				1
Stoffel, Jason	.222	5	9	1	2	0	0	0	0	2	0	1	0	0	.364	.222	.586	0
Stromsmoe, Skyler	.333	2	3	1	1	0	0	0	0	0	0	0	0	0	.333	.333	.667	1
Surkamp, Eric	.000	2	3	0	0	0	0	0	0	0	0	0	0	0	.000	.000	.000	0
Tanner, Clayton	.000	1	1	0	0	0	0	0	0	1	0	1	0	0	.500	.000	.500	0
Verdugo, Ryan	.000	1	1	0	0	0	0	0	0	1	0	1	0	0	.500	.000	.500	0
Team Total	.231	10	325	36	75	11	2	7	33	18	0	85	3	4	.278	.342	.619	10

FLYING SQUIRRELS vs. READING - FINAL 2011 PITCHING STATISTICS

PITCHERS	W-L	ERA	G	GS	CG	SHO	SV	SVO	IP	H	R	ER	HR	HB	BB	SO	AVG
Correa, Hector	0-0	4.50	1	0	0	0	0	0	2.0	3	1	1	0	0	1	3	.333
Fitzgerald, Justin	1-0	2.03	2	2	0	0	0	0	13.1	12	4	3	1	1	6	5	.255
Hembree, Heath	0-0	0.00	1	0	0	0	0	0	1.0	0	0	0	0	0	1	2	.000
Hinshaw, Alex	0-0	1.93	4	0	0	0	0	0	4.2	3	1	1	0	0	3	4	.167
Maday, Daryl	1-1	4.50	2	2	0	0	0	0	12.0	12	7	6	1	1	4	7	.273
Matos, Osiris	1-0	0.00	2	0	0	0	0	0	1.1	0	0	0	0	0	0	0	.000
Otero, Dan	0-0	0.00	3	0	0	0	1	1	2.1	2	0	0	0	0	0	3	.222
Quinowski, David	0-1	6.23	4	0	0	0	0	1	4.1	4	3	3	1	0	0	3	.222
Quirarte, Edwin	0-0	2.25	4	0	0	0	0	0	4.0	5	2	1	0	0	2	3	.313
Rodriguez, Wilmin	0-0	0.00	3	0	0	0	0	0	4.0	0	0	0	0	0	2	3	.000
Sosa, Henry	0-1	6.35	1	1	0	0	0	0	5.2	8	4	4	0	0	2	1	.333
Stoffel, Jason	0-0	0.00	4	0	0	0	4	4	3.2	4	0	0	0	0	1	2	.308
Surkamp, Eric	1-1	5.06	2	2	0	0	0	0	10.2	13	7	6	0	0	3	9	.310
Tanner, Clayton	1-0	3.75	2	2	0	0	0	0	12.0	11	5	5	1	0	0	5	.239
Verdugo, Ryan	0-1	9.00	1	1	0	0	0	0	5.0	8	6	5	2	1	2	3	.444
Team Total	5-5	3.66	10	10	0	0	5	6	86.0	85	40	35	6	3	27	53	.263

Organization
2012 Flying Squirrels

2011: In Review

History & Records
Eastern League

SF Giants
General Info

2012 MEDIA & INFORMATION GUIDE



89



2011: IN REVIEW

Organization

2012 Flying Squirrels

2011: In Review

Eastern League History & Records

SF Giants

General Info


FLYING SQUIRRELS vs. TRENTON - FINAL 2011 BATTING STATISTICS

BATTERS	AVG	G	AB	R	H	2B	3B	HR	RBI	BB	IBB	SO	SB	CS	OBP	SLG	OPS	E
Christian, Justin	.250	7	28	4	7	0	0	0	1	3	0	5	2	0	.344	.250	.594	0
Culberson, Charlie	.308	14	52	10	16	4	1	2	10	6	2	10	0	0	.373	.538	.911	2
Dominguez, Chris	.310	8	29	5	9	1	0	1	5	1	0	2	0	2	.333	.448	.782	0
Fairley, Wendell	.286	5	14	2	4	0	0	0	2	1	0	4	1	0	.333	.286	.619	0
Flores, Jose	.192	7	26	2	5	0	0	1	2	1	0	2	0	0	.250	.308	.558	0
Hodges, Wes	.423	8	26	2	11	2	0	0	1	1	0	6	0	0	.444	.500	.944	2
Kieschnick, Roger	.281	15	57	8	16	3	0	1	10	1	0	13	2	0	.283	.386	.669	0
Koshansky, Joe	.192	7	26	1	5	2	0	0	4	3	0	8	1	0	.300	.269	.569	1
Lowenstein, Aaron	.286	3	7	0	2	0	0	0	0	1	0	1	0	0	.375	.286	.661	0
McBryde, Mike	.231	7	26	2	6	1	0	0	0	0	0	6	2	0	.259	.269	.528	0
Monell, Johnny	.211	12	38	7	8	2	0	3	7	6	1	8	0	0	.318	.500	.818	1
Noonan, Nick	.269	7	26	3	7	0	0	0	3	3	1	5	0	0	.333	.269	.603	1
Peguero, Francisco	.286	8	35	4	10	0	2	1	6	0	0	5	0	0	.286	.486	.771	0
Perez, Juan	.315	15	54	9	17	3	2	1	4	3	0	12	2	0	.362	.500	.862	0
Schoop, Sharon	.208	8	24	3	5	0	0	1	4	3	0	5	1	0	.296	.333	.630	0
Stromsmoe, Skyler	.308	6	13	2	4	0	0	0	1	0	0	4	0	0	.286	.308	.593	0
Weeks, Joel	.250	3	8	0	2	0	0	0	0	0	0	3	0	1	.250	.250	.500	0
Zambrano, Eliezer	.250	1	4	1	1	0	0	0	0	0	0	0	0	0	.250	.250	.500	0
Team Total	.274	15	493	65	135	18	5	11	60	33	4	99	11	3	.323	.398	.720	8

FLYING SQUIRRELS vs. TRENTON - FINAL 2011 PITCHING STATISTICS

PITCHERS	W-L	ERA	G	GS	CG	SHO	SV	SVO	IP	H	R	ER	HR	HB	BB	SO	AVG
Correa, Hector	1-0	0.00	2	0	0	0	0	0	2.2	0	0	0	0	0	1	2	.000
Dowdy, Justin	1-0	4.91	2	0	0	0	0	0	1	3.2	3	2	2	1	0	4	.231
Fitzgerald, Justin	0-0	0.82	3	3	0	0	0	0	11.0	8	3	1	0	1	6	10	.190
Hembree, Heath	0-0	0.00	3	0	0	0	0	3	3	3.2	0	0	0	0	0	0	.000
Hinshaw, Alex	2-0	0.00	2	0	0	0	0	0	3.0	1	0	0	0	0	1	5	.100
Lively, Mitch	0-0	0.00	1	0	0	0	0	0	0.1	0	0	0	0	0	0	0	.000
Lofgren, Chuck	1-0	0.00	1	1	0	0	0	0	6.2	4	1	0	0	0	3	7	.160
Maday, Daryl	0-2	6.50	4	3	0	0	0	0	18.0	21	13	13	3	0	5	15	.288
Matos, Osiris	0-1	2.08	2	0	0	0	0	0	4.1	3	1	1	0	0	1	4	.188
Otero, Dan	0-0	1.80	2	0	0	0	0	0	5.0	5	1	1	0	0	1	7	.250
Quinowski, David	1-0	2.25	4	0	0	0	0	0	8.0	4	3	2	1	0	1	6	.143
Quirarte, Edwin	0-0	5.79	3	0	0	0	0	0	4.2	8	4	3	0	1	2	3	.400
Ray, Ronnie	0-0	4.50	3	0	0	0	0	0	4.0	7	2	2	0	0	2	4	.412
Rodriguez, Wilmin	1-0	9.00	3	0	0	0	0	0	4.0	7	4	4	1	0	3	3	.389
Stoffel, Jason	1-0	0.00	2	0	0	0	0	0	2.0	2	0	0	0	0	0	4	.333
Stromsmoe, Skyler	0-0	27.00	1	0	0	0	0	0	1.0	2	3	3	0	1	2	0	.500
Surkamp, Eric	1-1	1.96	4	3	0	0	0	0	23.0	19	5	5	1	0	12	39	.226
Tanner, Clayton	1-0	0.00	1	1	0	0	0	0	8.0	4	0	0	0	0	0	8	.148
Verdugo, Ryan	0-0	4.76	3	3	0	0	0	0	11.1	9	6	6	1	0	8	16	.231
Vessella, Tom	0-1	14.73	2	1	0	0	0	1	3.2	7	6	6	0	0	4	5	.389
Team Total	10-5	3.45	15	15	0	2	3	5	128.0	114	54	49	8	3	56	149	.238

THE LAST LAUGH



Once again in 2011, the Bowie Baysox (Baltimore Orioles) were the most-played opponent for the Flying Squirrels. The two teams met 25 times during the regular season with the Baysox holding a one-sided edge in the season-series. The Baysox posted a 16-9 record vs. the Flying Squirrels during the year, and were particularly unkind to Richmond at Prince George's Stadium.

The Squirrels won just three of the 13 meetings between the two clubs in Bowie, and dropped each of the four series contested in Maryland. Included was a three-game sweep for the Baysox (4/29-5/1). That series featured the longest game in Flying Squirrels' franchise history, an 18-inning, 3-2, defeat on April 30th. All told, the Orioles' Double-A entrant outscored Richmond 104-84 on the season. However, the Flying Squirrels got the last laugh, holding off the Baysox for the final playoff spot in the Western Division on the final day of the regular season. Richmond earned their first postseason berth by a half-game. The margin was due to a Bowie rainout at Trenton earlier in the season.

2011: IN REVIEW



FLYING SQUIRRELS - FINAL 2011 POSTSEASON BATTING STATISTICS

BATTERS	AVG	G	AB	R	H	2B	3B	HR	RBI	BB	IBB	SO	SB	CS	OBP	SLG	OPS	E
Correa, Hector	1.000	2	1	0	1	0	0	0	0	0	0	0	0	0	1.000	1.000	2.000	0
Culberson, Charlie	.343	7	35	5	12	1	1	1	5	0	0	7	1	1	.343	.514	.857	0
Dominguez, Chris	.241	7	29	3	7	0	0	2	6	2	1	8	0	0	.313	.448	.761	1
Fairley, Wendell	.391	6	23	2	9	0	1	0	1	2	0	7	1	0	.462	.478	.940	0
Fitzgerald, Justin	.000	1	2	0	0	0	0	0	0	0	0	1	0	0	.000	.000	.000	0
Hembree, Heath	.000	2	1	0	0	0	0	0	0	0	0	1	0	0	.000	.000	.000	0
Hodges, Wes	.148	7	27	1	4	1	0	0	0	3	0	7	0	0	.233	.185	.419	1
Lively, Mitch		2	0	0	0	0	0	0	0	0	0	0	0	0				1
Lollis, Ryan	.273	5	11	1	3	1	0	0	1	0	0	4	0	0	.273	.364	.636	0
Maday, Daryl	.000	1	3	0	0	0	0	0	0	0	0	3	0	0	.000	.000	.000	0
Monell, Johnny	.478	6	23	3	11	4	0	0	5	6	0	4	1	0	.586	.652	1.238	0
Peguero, Francisco	.323	7	31	6	10	2	0	0	3	2	0	9	0	0	.382	.387	.769	1
Perez, Juan	.214	7	28	3	6	1	0	0	3	2	0	7	1	1	.267	.250	.517	1
Schoop, Sharlon		2	0	1	0	0	0	0	0	0	0	0	0	0				0
Stevenson, Jason	.000	1	2	0	0	0	0	0	0	0	0	2	0	0	.000	.000	.000	0
Stromsmoe, Skyler	.308	7	26	4	8	1	0	1	3	0	0	5	0	0	.296	.462	.758	1
Williams, Jackson	.462	4	13	4	6	3	0	0	3	3	1	4	0	0	.563	.692	1.255	1
Total-All Batters	.302	7	255	33	77	14	2	4	30	20	2	69	4	2	.358	.420	.778	7

FLYING SQUIRRELS - FINAL 2011 POSTSEASON PITCHING STATISTICS

PITCHERS	W-L	ERA	G	GS	CG	SHO	SV	SVO	IP	H	R	ER	HR	HB	BB	SO	AVG
Bowlin, Drew	0-0	54.00	1	0	0	0	0	0	0.1	3	2	2	0	0	0	0	.750
Correa, Hector	0-1	2.08	4	0	0	0	1	1	8.2	9	3	2	0	0	2	6	.273
Fitzgerald, Justin	1-0	2.70	2	2	0	0	0	0	13.1	9	4	4	1	1	3	14	.184
Fleet, Austin	0-0	0.00	2	0	0	0	0	0	2.1	2	0	0	0	0	1	4	.222
Hembree, Heath	2-0	2.70	2	0	0	0	0	1	3.1	3	1	1	1	0	4	1	.250
Hinshaw, Alex	0-0	0.00	1	0	0	0	0	0	1.2	0	0	0	0	1	2	2	.000
Lively, Mitch	0-0	0.00	3	0	0	0	0	0	3.1	3	0	0	0	0	0	5	.231
Lofgren, Chuck	0-0	15.43	1	1	0	0	0	0	2.1	2	4	4	0	0	5	1	.200
Maday, Daryl	1-1	3.00	2	2	0	0	0	0	12.0	12	4	4	0	2	3	10	.255
Quinowski, David	0-0	0.00	1	0	0	0	0	0	0.1	0	0	0	0	0	1	0	.000
Rodriguez, Wilmin	0-0	9.00	1	0	0	0	0	0	1.0	0	1	1	0	0	2	0	.000
Stevenson, Jason	0-1	4.97	2	2	0	0	0	0	12.2	8	7	7	1	0	5	13	.182
Verdugo, Ryan	0-0	6.75	1	0	0	0	0	0	2.2	2	2	2	0	0	1	3	.222
Total-All Pitchers	4-3	3.80	7	7	0	1	1	2	64.0	53	28	27	3	4	29	59	.223



The New Hampshire Fisher Cats (Toronto) celebrate on The Diamond field after defeating the Squirrels in the Eastern League Championship Series - 9/17/11

Organization

2012 Flying Squirrels

2011: In Review

History & Records

Eastern League

SF Giants

General Info

2012 MEDIA & INFORMATION GUIDE



91

HISTORY & RECORDS



HISTORY & RECORDS



BASEBALL IS BACK!

Following the 2008 International League season, baseball was packed into boxes and moved away from the city of Richmond, VA. After repeated failed attempts to secure a new ballpark in Richmond, the Richmond Braves, who had called the city home for over forty years, headed to new digs in Gwinnett, GA. The Richmond community made last-ditch efforts to save the team, but to no avail. An announcement made before the 2008 season regarding the team's impending move, turned the season into a "lame-duck" experience and a final fan's farewell.

In a baseball-rich community, the absence of the game weighed heavily on hearts during the summer of 2009. However, near the end of that summer, rumors started swirling regarding baseball's return to the River City. A few weeks after the 2009 season concluded, the once dormant Diamond housed a press conference to announce that baseball would indeed be back, beginning in 2010.

As the residents of Richmond prepared for that 2009 season without baseball, the San Francisco Giants' Double-A Franchise, the Connecticut Defenders, were preparing for their 2009 season in Norwich, CT. Prior to the season and unbeknownst to baseball fans in Richmond, the Eastern League had targeted the city for the relocation of an Eastern League franchise. Although not announced, speculation ran rampant that the franchise would be the Defenders. Although the Defenders posted a memorable season on the field, rolling to the Northern Division Championship and a berth in the Eastern League Championship Series, lagging attendance and visibility of the franchise eventually led to their selection as the team that would move to Richmond.

On September 23, 2009, the Eastern League held a press conference to announce that the Defenders were relocating from Norwich, CT to Richmond, VA for the 2010 season. It was also announced that The Diamond would be the home of the new team for the first two seasons, with three option years mutually agreed upon by the Richmond Metropolitan Authority and the newly-minted team operating under the name of Navigators Baseball LP. Lou DiBella, President & Managing General Partner of Navigators Baseball LP, would head up the ownership team that would bring baseball back. That ownership group vowed wholesale improvements to the condition of The Diamond, beginning with replacing bench-seating in the entire lower bowl, discarding the old aluminum benches and outfitting the ballpark with 3,200 brand-new fold-down seats with cup holders.

The "Baseball is Back" press conference was also used to introduce the management team on the ground in Richmond for the new team. Chuck Domino, a longtime presence in the Eastern League as President of the Reading Phillies, would serve as Chief Executive Manager. Along with building the R-Phils into one of the most successful franchises in minor league baseball, Domino had overseen the creation of the Lehigh Valley Iron Pigs – Triple-A affiliate of the Philadelphia Phillies – in 2008. Joining Domino would be Vice President & Chief Operating Officer Todd "Parney" Parnell and General Manager Bill Papierniak.

Fans were involved in the process from the very beginning as the team announced an on-line "Name the Team" contest in conjunction with The Richmond Times-Dispatch that would begin in late September. Fans were offered the chance to submit their suggestions for the team's new name. More than 6,000 entries were received before the team's front office narrowed the field to five finalists. It was announced in early October that the finalists would include the Flatheads, the Flying Squirrels, the Hambones, the Rhinos and the Rock Hoppers. Darren Rovell from CNBC got in on the fun and ran an additional contest to add a wild-card entrant from submissions across the country. More than 9,000 submissions flooded CNBC before Hush Puppies was chosen as the sixth finalist. Hambones was eventually dropped from consideration, and the final five remained.

On October 15, 2009, the Flying Squirrels were born at a press conference held at The Richmond Times-Dispatch building in downtown Richmond. With confetti flying, "Parney" raised the arm of Kyle Nelson and his wife Donna, representing their son Brad Mead at the press conference. Mead had submitted the name Flying Squirrels, and was awarded season tickets for life by the newly-minted team. Plan B. Branding was on hand at the press conference to outline their plans for logo creation and brand implementation, getting right to work on the identity of the now identified Flying Squirrels.

Organization

2012 Flying Squirrels

2011: In Review

History & Records

Eastern League

SF Giants

General Info



HISTORY & RECORDS

FLYING SQUIRRELS' HISTORICAL TIMELINE



September 23, 2009
Baseball is Back Press Conference
The Diamond



October 15, 2009
Name the Team Press Conference
Richmond Times-Dispatch Building



December 1, 2009
Logo Unveiling
Holiday Inn - I-64 West End



December 1, 2009
Squirrels Nest Soft Opening
The Diamond



January 5, 2010
Field Staff Introductory Press Conference
Home Team Grille - The Fan



February 11, 2010
Mascot & Uniform Unveiling
The Byrd Theatre - Carytown



March 7, 2010
Nutzy Scoreboard Construction
The Diamond



April 15, 2010
Inaugural Game
The Diamond

Organization

2012 Flying Squirrels

2011: In Review

History & Records

Eastern League

SF Giants

General Info

HISTORY & RECORDS



BASEBALL IS BACK! (Cont.)

Meanwhile, renovations going on behind the scenes at The Diamond were substantial. In the lower bowl, seats were being unbolted and removed to make way for 3,200 new seats. The old restaurant along the first baseline was being reinvented as an expansive merchandise store, the suites were being gutted and outfitted with new windows, seats and furniture and the concession stands were being emptied and prepared for new state-of-the-art equipment. A new picnic area was being created along the third baseline, while a kid's zone began to take shape outside of the new store.

In late November, the Squirrels moved another step forward and announced a two-year media partnership with Clear Channel Broadcasting. Sports Radio 910 AM would be Richmond's flagship radio station, carrying all 142 regular season games. It was also announced that the Squirrels' broadcast team would consist of Jon Laaser and Anthony Oppermann.

December 1, 2009 was the day everyone had been waiting for. A press conference was held at Holiday Inn I-64 West End to unveil the team's new logo and the official colors of Radiant Red, Squirrels Silver, and traditional Black. The Flying Squirrels' identity continued to come together as four logos were unveiled: a primary logo featuring a flying squirrel in mid-flight, a secondary acorn logo adorned with an "R", a Richmond word mark secondary logo, and a Flying Squirrels word mark secondary logo.

Following the logo unveiling, the Flying Squirrels also celebrated a soft grand opening of the team store at The Diamond, one of Minor League Baseball's largest merchandise stores. At the store, fans could shop amongst a vast array of Flying Squirrels' apparel and memorabilia, as well as have the opportunity to order the merchandise online. Coupled with the excitement surrounding the new team, the holiday shopping rush turned Flying Squirrels' merchandise into a hot-commodity. Minor league records were broken as inventory flew off the shelves, prompting rushed re-stocking and furious efforts from the team's front office to make sure a rapidly-growing fan base got their hands on the new-look merchandise before the holidays. The massive response to merchandise also proved an asset to the community, as the Flying Squirrels partnered with numerous area charities for the first-ever "Season of Giving." Each charitable partner received 10% of the daily sales for a select day during the holiday shopping season, culminating in a \$15,000 donation from the team.

The vision of baseball returning to Richmond became clearer on January 5th, 2010, as the Flying Squirrels held a press conference at Home Team Grille to announce the inaugural field staff as assigned by the San Francisco Giants. The first manager, or "head nut" as he cracked upon his introduction, would be Andy Skeels. Ascending to a managerial role at the Double-A level for the first time, Skeels would bring a winning pedigree to Richmond having claimed titles with the San Jose Giants (Advanced-A, California League) in 2009 and the Augusta GreenJackets (A, South Atlantic League) in 2008. He was joined at the podium by pitching coach Ross Grimsley and hitting coach Russ Morman. Eric Ortega, who was not in attendance, was announced as the team's first Athletic Trainer.

The fans were given yet another opportunity to take ownership of the team with a contest running on-line through The Richmond Times Dispatch in late December to name the mascot. Nearly 4,000 submissions were received, and on February 11th, the new face of the franchise, "Nutzy" was introduced at a press conference at The Byrd Theatre.

At the same press conference, the Flying Squirrels uniforms were revealed during a "Uniform Fashion Show." Lane Casadonte from CBS-6 TV, Chip Tarkenton from ABC-8 TV, Wes McElroy from Sports Radio 910 and Greg Burton from ESPN Radio 950 served as celebrity models for the fashion show. With the introduction, the Flying Squirrels image was complete.

The Inaugural version of the Richmond Flying Squirrels hit town on April 5th, 2010, flying from the Giants' Spring Training Complex in Scottsdale, AZ to Norfolk, VA. The team was chartered via bus from Norfolk directly to The Diamond, where they immediately took occupancy of the newly renovated home clubhouse. Their arrival, much like the departure of the team that had formerly inhabited the same clubhouse, happened in the middle of the night under the cover of darkness.

Organization

2012 Flying Squirrels

2011: In Review

History & Records

Eastern League

SF Giants

General Info



HISTORY & RECORDS

Organization

2012 Flying Squirrels

2011: In Review

History & Records

Eastern League

SF Clients

General Info

BASEBALL IS BACK! (Cont.)

The first Flying Squirrels Media Day took place on April 6th, 2010, as players and staff took turns fielding questions from the local media, tried on the newly-minted Flying Squirrels uniforms and posed for head shots. That same evening, the team met the community that would support it for the first time, taking part in the "Meet the Team" event at the Richmond Marriott Downtown. Approximately 200 well-wishers were on hand to welcome the team to Richmond, as they were introduced for the first time.

On Thursday, April 8th at 8:30 am, the Flying Squirrels departed via charter bus for the franchise's first game. It took place at Bowie's Prince George's Stadium in Bowie, MD. Ominously, the game was suspended in the fifth inning due to heavy rain showers in the area. Richmond right-hander Mike MacDonald took the ball and made the first start in franchise history. CF Darren Ford looked at the first pitch in a Flying Squirrels' uniform, which was hurled by Bowie left-hander Zach Britton. The Squirrels' inaugural game was completed the following evening, with the Squirrels falling, 6-4. However, their first win followed quickly behind, as Richmond blanked Bowie, 2-0 in the seven-inning contest that followed for their first victory. Left-hander Clayton Tanner earned the first victory for Richmond.

It was the only win the Squirrels would notch on a season-opening seven-game road swing, as they dropped the final two games to the Baysox and were swept in three games by the Altoona Curve. The Squirrels limped home at a mark of 1-6.

The slow start did little to diminish the enthusiasm surrounding baseball's return to the River City, and The Diamond was abuzz well before the scheduled 7:05 pm first pitch on Thursday, April 15th. A sellout crowd of 9,560 ushered the game back in, as Squirrels' right-hander Daryl Maday and the Richmond bullpen combined to blank the Reading Phillies. Richmond earned a 3-0 shutout win in their first game at The Diamond. However, the night was marked by the pageantry that surrounded the evening, including Richmond Mayor Dwight Jones and Virginia Governor Bob McDonnell were among the luminaries on hand to throw out ceremonial first pitches.

The sellout crowd was a sign of things to come, as the Flying Squirrels immediately became a local sensation. They welcomed eight more capacity crowds on their way to knocking off longtime Eastern League champ Reading for the league's attendance crown. 463,842 fans made their way to The Diamond during the 2010 season, earning the Squirrels the overall attendance crown in the Eastern League, as well as the highest average attendance (6,626).

On the field, the Squirrels stumbled to a 5th place finish in the newly-formed Western Division, posting a record of 68-73.

Off the field, they smashed minor league merchandise records, introduced an entirely new brand of entertainment to baseball fans in Richmond and earned recognition for their year-long effort to aid causes throughout the community.

Following the season, Domino was named the Eastern League's Executive of the Year. Additionally, the team was honored as the Greater Richmond Chamber of Commerce's Business of the Year and Richmond Magazine's Best Sports Franchise. *Ballpark Digest* honored the Squirrels new look with their Logo of the Year Award and *Style Weekly* anointed the Squirrels "Richmonders of the Year."

Despite the accolades, in his post-season synopsis, Parnell stated that "2010 will be the worst season the Flying Squirrels ever have."

In the short-term, Parnell's proclamation proved to be prophetic on the field, where the Squirrels



HISTORY & RECORDS



BASEBALL IS BACK! (Cont.)

welcomed a new manager in 2011. Veteran skipper Dave Machermer was tabbed to guide the Squirrels in their second season.

Buoyed by the league's top pitching staff, Machermer led the Squirrels to their first franchise post-season berth, as Richmond went down to the final day of the 2011 season battling with the Bowie Baysox for the Wild-Card spot in the Western Division. On a rainy day in Altoona, PA, on September 5th, Wes Hodges belted a solo-home run in the eighth inning to give the Squirrels a 2-1 lead. The low-flying liner just eclipsed the right-field wall of Altoona's Blair County Ballpark, and arrived just ahead of a ferocious rain-storm that rendered the ballpark unplayable. Due to the fact that it was the last day of the season, the Squirrels were awarded the win on a seldomly-invoked rule. The win proved the difference, as Richmond held off the Baysox by a half-game for the wild-card spot.



The 2011 Flying Squirrels celebrate their first Western Division Title after completing a three-game sweep of the Harrisburg Sentators

Another act of nature would again benefit the Squirrels heading into the playoffs for the first time, as Tropical Storm Lee ravaged the East Coast, causing massive flooding in Harrisburg, PA. The flood rendered the home ballpark of the Harrisburg Senators, Metro Bank Park, unplayable, forcing the Eastern League to move the entire Western Divisional Series to The Diamond. The Squirrels capitalized in the ballpark where they boasted the best home record in the league during the

regular season, trouncing the Senators in a three-game sweep that catapulted them to the Eastern League Championship Series.

Richmond was denied their first Eastern League title in four games by the prospect-laden New Hampshire Fisher Cats. The Squirrels took the first game of the best-of-five series in Manchester, but fell in the next three, including the two games they hosted at home.

Off the field, the Squirrels enjoyed a sensational follow-up campaign to their inaugural season. Although Reading reclaimed the Eastern League attendance crown with the help of a renovated FirstEnergy Stadium, the Squirrels increased their average attendance from 6,626 fans per game in 2010 to 6,679 fans per game in 2011. They also drew the largest crowds of the four teams competing in the Eastern League playoffs.

As a result of the continued efforts of the franchise, Parnell was awarded *Baseball America's* highest minor league honor following the season. BA named Parnell as the Minor League Executive of the Year for 2011. It marked the first time he had been bestowed with the honor, and allowed him to join his friend Domino, who had garnered the award in 2003 while with Reading.

In November, the San Francisco Giants announced that Machermer and his entire coaching staff would return in 2012 to lead the Squirrels in defense of their Western Division title, setting the stage for the third installment of Baseball on the Boulevard in 2012.

Organization

2012 Flying Squirrels

2011: In Review

History & Records

Eastern League

SF Giants

General Info





HISTORY & RECORDS

Organization

2012 Flying Squirrels

2011: In Review

History & Records

Eastern League

SF Giants

General Info

FLYING SQUIRRELS' UNIFORM GUIDE

Official Club Home & Road Uniforms

Home Uniform
Uniform Color: White
Sleeves: Set In

Road Uniform
Uniform Color: Gray
Sleeves: Set In

Color Key:
 Pantone 200 (Scarlet), Pantone Cool Gray 6 (Gray), Process Black (Black)

Alternate (Sunday) Uniform

Home
Logo is 2.5" tall

Road
Logo is 2.5" tall

Batting Practice Uniform

BP
Logo is 3.0" tall

Club Cap Guide

Home
Logo is 2.5" tall

Road
Logo is 2.5" tall

Alternate
Logo is 3.0" tall





FLYING SQUIRRELS' LOGO GUIDE

Official Club Logos



Primary Logo



Flying Squirrels - White Word Mark



Flying Squirrels - Red Word Mark



Richmond - White Word Mark



Richmond - Red Word Mark



Acorn - "Red R"



Acorn - "White R"



Squirrels Head



Cap "R" Logo

Organization

2012 Flying Squirrels

2011: In Review

History & Records

Eastern League

Sf Giants

General Info





HISTORY & RECORDS

Organization

2012 Flying Squirrels

2011: In Review

History & Records

Eastern League

SF Giants

General Info

FLYING SQUIRRELS' TEAM RECORDS - SINGLE GAME

Largest Margin of Victory	14, 9/2/10 @ Erie
Largest Margin of Defeat	12, 7/30/11 @ Trenton
Largest Shutout Win	14, 9/2/10 @ Erie
Largest Shutout Loss	10 (x2), last 7/24 @ Bowie
Longest Game (Innings)	18, 4/30/11 @ Bowie
Longest Game Time (9 Innings)	3:36, 5/16/10 vs. Altoona
Longest Game Time (All)	5:27, 4/30/11 @ Bowie (18)
Shortest Game (9 Innings)	2:07 (x2), last 8/21/11 vs. Akron
Shortest Game (All)	1:33, 7/22/11 vs. Harrisburg (7)
Largest Home Crowd	9,560 (x15), last 8/20/11 vs. Akron
Largest Road Crowd	9,784, 5/21/10 @ Reading
Smallest Home Crowd	2,411, 6/1/10 vs. Harrisburg
Smallest Road Crowd	785, 5/11/10 @ Bowie
Most Errors	5, 5/16/10 vs. Altoona
Most Errors by Opponent	5 (x2), last 4/12/11 vs. Bowie
Most LOB	15, 4/10/10 @ Bowie
Fewest LOB	0 (x2), last 5/31/11 @ Bowie
Most Runs (Game)	16, 8/8/10 @ Portland
Most Runs Allowed (Game)	17, 7/30/11 @ Trenton
Most Runs (Inning)	7, 9/2/10 @ Erie (6th)
Most Runs Allowed (Inning)	8, 7/28/10 vs. Reading (11th)
Most Hits (Game)	22, 5/15/11 vs. Harrisburg
Most Hits Allowed (Game)	21, 7/28/10 vs. Reading
Most Hits (Inning)	7, 8/8/10 @ Portland (3rd)
Most Hits Allowed (Inning)	7, 5/19/10 vs. Erie (7th)
Most Home Runs (Game)	3 (x6), last 7/5/11 vs. Trenton
Most Home Runs Allowed (Game)	3 (x10), last 8/14/11 @ Binghamton
Most Home Runs (Inning)	2 (x4), last 5/26/11 vs. Erie (7th)
Most Home Runs Allowed (Inning)	2 (x11), last 8/14/11 @ Binghamton (5th)
Most Batters in an Inning	11 (x3), last 4/25/11 vs. Trenton (6th)
Most Batters in an Inning (Opponent)	13, 7/28/10 vs. Reading (11th)
Biggest Comeback Win	4 (x5), last 8/17/11 vs. Bowie (Down 4-0, Won 8-5)
Biggest Blown Lead	5, 4/22/11 vs. Altoona (Ahead 5-0, Lost 5-1)

FLYING SQUIRRELS' TEAM RECORDS - SEASON

Longest Winning Streak	7, 4/27/10 - 5/3/10
Longest Losing Streak	5 (x3), last 6/16/10 - 6/20/10
Most Games Without an Error	7, 7/8/10 - 7/17/10
Most Games With an Error	10, last 5/23/11 - 6/1/11
Wins	76 (2011)
Losses	73 (2010)
Highest Batting Average	.253 (2010)
Lowest Batting Average	.247 (2011)
Lowest ERA	3.46 (2011)
Highest ERA	3.71 (2010)
At-Bats	4764 (2010)
Most Runs Scored	574 (2011)
Fewest Runs Scored	547 (2010)
Most Hits	1207 (2010)
Fewest Hits	1155 (2011)
Most Doubles	230 (2010)
Fewest Doubles	225 (2011)
Most Triples	47 (2010)
Fewest Triples	36 (2011)
Most Home Runs	83 (2011)
Fewest Home Runs	71 (2010)
Most RBI	519 (2011)
Fewest RBI	513 (2010)
Most Total Bases	1744 (2010)
Fewest Total Bases	1701 (2011)
Most Walks	423 (2010)
Fewest Walks	348 (2011)
Most Intentional Walks	18 (2011)
Fewest Intentional Walks	17 (2010)



HISTORY & RECORDS



FLYING SQUIRRELS' TEAM RECORDS - SEASON (Cont.)

Most Strikeouts (Batters).....	1068 (2011)
Fewest Strikeouts (Batters).....	1035 (2010)
Most Stolen Bases.....	105 (2011)
Fewest Stolen Bases.....	87 (2010)
Most Caught Stealing.....	49 (2011)
Fewest Caught Stealing.....	46 (2010)
Highest Stolen Base Percentage.....	68% (2011)
Lowest Stolen Base Percentage.....	65% (2010)
Highest On-Base Percentage.....	3.18 (2010)
Lowest On-Base Percentage.....	302 (2011)
Highest Slugging Percentage.....	366 (2010)
Lowest Slugging Percentage.....	363 (2011)
Highest OPS.....	684 (2010)
Lowest OPS.....	665 (2011)
Most Sacrifice Flies.....	45 (2010)
Fewest Sacrifice Flies.....	41 (2011)
Most Sacrifice Hits.....	56 (2010)
Fewest Sacrifice Hits.....	54 (2011)
Most Batters Hit By Pitch.....	51 (2010)
Fewest Batters Hit By Pitch.....	41 (2011)
Most Double Plays.....	105 (2010)
Fewest Double Plays.....	93 (2011)
Most Errors Committed.....	115 (2011)
Fewest Errors Committed.....	107 (2010)
Most Complete Games.....	3 (2011)
Fewest Complete Games.....	2 (2010)
Most Shutouts (Pitchers).....	11 (2010)
Fewest Shutouts (Pitchers).....	9 (2011)
Most Shutouts (Batters).....	10 (2010, 2011)
Fewest Shutouts (Batters).....	10 (2010, 2011)
Most Saves.....	43 (2010)
Fewest Saves.....	37 (2011)
Most Save Opportunities.....	62 (2010)
Fewest Save Opportunities.....	53 (2011)
Most Innings Pitched.....	1253.3 (2010)
Fewest Innings Pitched.....	1251 (2011)
Most Hits Allowed.....	1227 (2010)
Fewest Hits Allowed.....	1160 (2011)
Most Runs Allowed.....	586 (2010)
Fewest Runs Allowed.....	557 (2011)
Most Earned Runs Allowed.....	517 (2010)
Fewest Earned Runs Allowed.....	481 (2011)
Most Home Runs Allowed.....	92 (2010)
Fewest Home Runs Allowed.....	85 (2011)
Most Hit By Pitch (Pitchers).....	52 (2011)
Fewest Hit By Pitch (Pitchers).....	48 (2010)
Most Intentional Walks Issued.....	20 (2011)
Fewest Intentional Walks Issued.....	19 (2010)
Most Strikeouts (Pitchers).....	1096 (2011)
Fewest Strikeouts (Pitchers).....	915 (2010)
Most Balks.....	8 (2011)
Fewest Balks.....	6 (2010)
Most Wild Pitches.....	85 (2011)
Fewest Wild Pitches.....	70 (2010)
Most Double Plays.....	138 (2010)
Fewest Double Plays.....	96 (2011)
Lowest WHIP.....	1.30 (2011)
Highest WHIP.....	1.34 (2010)
Lowest Average Against.....	2.47 (2011)
Highest Average Against.....	2.60 (2010)
Most At-Bats Against.....	4727 (2010)
Fewest At-Bats Against.....	4691 (2011)
Most Batters Faced.....	5334 (2010)
Fewest Batters Faced.....	5306 (2011)
Most Holds.....	49 (2010, 2011)
Fewest Holds.....	49 (2010, 2011)

Organization

2012 Flying Squirrels

2011: In Review

History & Records

Eastern League

SF Giants

General Info



HISTORY & RECORDS

Organization

2012 Flying Squirrels

2011: In Review

History & Records

Eastern League

SF Giants

General Info

FLYING SQUIRRELS' INDIVIDUAL RECORDS - SINGLE GAME

BATTING

Runs	4 (x2), last Justin Christian, 6/16/11 @ vs. Binghamton
Hits	5 (x3), last Juan Perez, 5/15/11 vs. Harrisburg
Extra-Base Hits	3 (x5), last Johnny Monell, 5/15/11 @ Altoona
Triples	2, Francisco Peguero, 7/31/11 vs. Trenton
Home Runs	3, Thomas Neal, 6/26/10 @ Erie
Total Bases	12, Thomas Neal, 6/26/10 @ Erie
RBI's	6 (x2), last Chris Dominguez, 6/27/11 @ Harrisburg
Stolen Bases	3 (x2), last Darren Ford, 8/27/11 @ Akron
Walks	4, Brad Boyer, 8/19/10 @ New Britain
Strikeouts	7, Joe Koshansky, 4/30/11 @ Bowie

PITCHING

Innings Pitched (Starter)	9.0, Mike MacDonald, 8/5/10 @ New Hampshire
Innings Pitched (Reliever)	5.2, Eric Surkamp, 7/4/11 vs. Trenton
Hits Allowed (Starter)	12, David Mixon, 7/26/10 vs. Reading
Hits Allowed (Reliever)	7, Andy Sisco, 8/4/10 @ New Hampshire
Strikeouts (Starter)	12 (x2), last Eric Surkamp, 7/29/11 @ Trenton
Strikeouts (Reliever)	11, Eric Surkamp, 7/4/11 vs. Trenton
Walks (Starter)	6 (x2), last Clayton Tanner, 8/13/10 vs. Portland
Walks (Reliever)	5, Craig Whitaker, 6/11/10 @ Reading
Wild Pitches	3 (x2), last Justin Fitzgerald, 5/3/11 @ New Britain
Runs Allowed (Starter)	8 (x4), last Clayton Tanner, 5/27/11 @ Akron
Runs Allowed (Reliever)	7, Edwin Quirarte, 7/26/11 @ Erie
Earned Runs Allowed (Starter)	8, Clayton Tanner, 5/27/11 @ Akron
Earned Runs Allowed (Reliever)	5 (x6), last Daryl Maday, 7/30/11 @ Trenton

FLYING SQUIRRELS' INDIVIDUAL BATTING RECORDS - SEASON

Longest Hit Streak	13 (x2), Clay Timpner (4/28/10 - 5/19/10), Brandon Belt (7/4/10 - 7/18/10)
Batting Average (Min. 384 PA)	Thomas Neal, .291 (2010)
Games	137, Charlie Culberson (2011)
At-Bats	553, Charlie Culberson (2011)
Runs Scored	69 (x2), Charlie Culberson (2011), Thomas Neal (2010)
Hits	153, Thomas Neal (2010)
Doubles	40, Thomas Neal (2010)
Triples	10, Juan Perez (2011)
Home Runs	16, Roger Kieschnick (2011)
Extra-Base Hits	53, Thomas Neal (2010)
RBI's	69, Thomas Neal (2010)
Total Bases	231, Thomas Neal (2010)
Walks	48, Johnny Monell (2011)
Intentional Walks	5, Nick Noonan (2011)
Strikeouts	129, Charlie Culberson (2011)
Stolen Bases	37, Darren Ford (2010)
Caught Stealing	15, Darren Ford (2010)
Stolen Base Percentage (Min. 10 Attempts)	90% (18-20), Justin Christian (2011)
On-Base Percentage (Min. 384 PA)	.359, Thomas Neal (2010)
Slugging Percentage (Min. 384 PA)	.440, Thomas Neal (2010)
OPS (Min. 384 PA)	.799, Thomas Neal (2010)
Sacrifice Flies	8, Conor Gillaspie (2010)
Sacrifice Hits	8, Darren Ford (2010)
Hit By Pitch	11, Thomas Neal (2010)
Double Plays	19, Thomas Neal (2010)

FLYING SQUIRRELS' INDIVIDUAL PITCHING RECORDS - SEASON

Longest Scoreless Innings Streak	17.0, Daryl Maday, (4/15/10 - 4/27/10)
Wins	11, David Mixon (2010)
Losses	9, Clayton Tanner (2010)
Earned Run Average (Min. 114 IP)	3.47, David Mixon (2010)
Games	48, Three Pitchers (2010)
Starts	27, Clayton Tanner (2010)
Complete Games	1, Two Pitchers (2010)

HISTORY & RECORDS

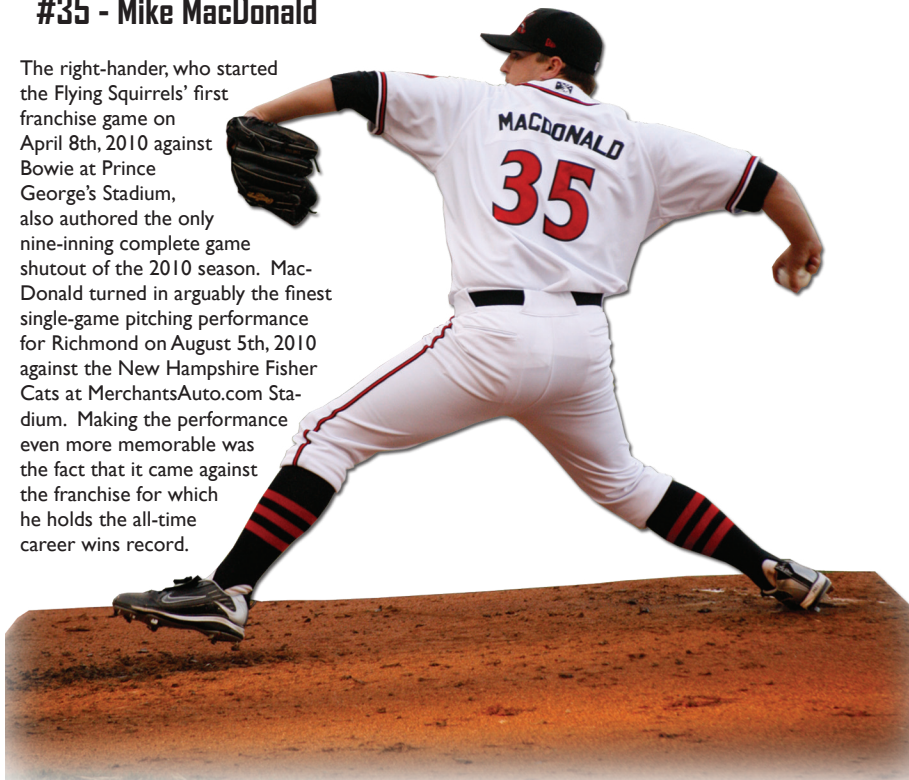


FLYING SQUIRRELS' INDIVIDUAL PITCHING RECORDS - SEASON (Cont.)

Longest Scoreless Innings Streak.....	18.2, Osiris Matos, (5/1/11 - 6/1/11)
Wins.....	11, David Mixon (2010)
Losses.....	10, Two Pitchers (2011)
Earned Run Average (Min. 114 IP).....	2.02, Eric Surkamp (2011)
Games.....	48, Three Pitchers (2010)
Starts.....	27, Justin Fitzgerald (2011), Clayton Tanner (2010)
Complete Games.....	1, Three Pitchers (2011), Two Pitchers (2010)
Shutouts.....	1, Two Pitchers (2010)
Saves.....	23, Rafael Cova (2010)
Save Opportunities.....	29, Rafael Cova (2010)
Innings Pitched.....	156.2, David Mixon (2010)
Hits Allowed.....	155, Mike MacDonald (2010)
Runs Allowed.....	78, Clayton Tanner (2010)
Earned Runs Allowed.....	63, Ryan Verdugo (2011)
Home Runs Allowed.....	14, Two Pitchers (2011)
Hit Batsmen.....	10, Clayton Tanner (2011)
Walks.....	64, Clayton Tanner (2010)
Intentional Walks.....	5, Daniel Turpen (2010)
Strikeouts.....	165, Eric Surkamp (2011)
Balks.....	3, Clayton Tanner (2011)
Wild Pitches.....	14, Clayton Tanner (2010)
Double Plays Induced.....	21, Clayton Tanner (2010)
WHIP (Min. 114 IP).....	1.08, Eric Surkamp (2011)
Average Against (Min. 114 IP).....	.213, Eric Surkamp (2011)
Total Batters Faced.....	650, Clayton Tanner (2010)
Holds.....	11, Jake Stevens (2010)

#35 - Mike MacDonald

The right-hander, who started the Flying Squirrels' first franchise game on April 8th, 2010 against Bowie at Prince George's Stadium, also authored the only nine-inning complete game shutout of the 2010 season. MacDonald turned in arguably the finest single-game pitching performance for Richmond on August 5th, 2010 against the New Hampshire Fisher Cats at MerchantsAuto.com Stadium. Making the performance even more memorable was the fact that it came against the franchise for which he holds the all-time career wins record.



Organization

2012 Flying Squirrels

2011: In Review

History & Records

Eastern League

SF Giants

General Info



HISTORY & RECORDS

FLYING SQUIRRELS' FRANCHISE FIRSTS

Game	4/8/10 @ Bowie (Prince George's Stadium)
.....	Bowie 6, Richmond 4 (Game Completed 4/9 Due to Rain)
Win (Team)	(W, Pat Egan - L, Ronnie Ray - S, Chad Thall)
.....	4/9/10 @ Bowie (Prince George's Stadium)
Loss (Team)	Richmond 2, Bowie 0 (7 Innings) (W, Clayton Tanner - L, Eduardo Gamboa - S, Rafael Cova)
.....	4/8/10 @ Bowie (Prince George's Stadium)
Pitcher/Batter	Bowie's LHP Zach Britton to Richmond's Darren Ford (4/8/10 @ Bowie, Prince George's Stadium)
.....	Ford Grounded Out to SS Pedro Florimon
Hit	Thomas Neal, 4/8/10 @ Bowie (4th Inning - Double - Zach Britton)
Double	Thomas Neal, 4/8/10 @ Bowie (4th Inning - Zach Britton)
Triple	Roger Kieschnick, 4/16/10 vs. Reading (3rd Inning - Yohan Flande)
Home Run	Conor Gillaspie, 4/10/10 @ Bowie (6th Inning - Pedro Beato)
Grand Slam	Chris Dominguez, 6/27/11 vs. Harrisburg (7th Inning - Hassan Pena)
Run	Michael Ambort, 4/8/10 @ Bowie (5th Inning)
RBI	Jackson Williams, 4/8/10 @ Bowie (5th Inning)
Walk	Brandon Crawford, 4/8/10 @ Bowie (6th Inning - Pat Egan)
Strikeout (Pitcher)	Ronnie Ray, 4/8/10 @ Bowie (5th Inning - Danny Figueroa)
Strikeout (Batter)	Roger Kieschnick, 4/8/10 @ Bowie (2nd Inning - Zach Britton)
Stolen Base	Tyler Graham, 4/8/10 @ Bowie (7th Inning)
Caught Stealing	Darren Ford, 4/12/10 vs. Altoona (1st Inning - Justin Wilson)
Sacrifice Fly	Clay Timpner, 4/9/10 @ Bowie (6th Inning)
Hit By Pitch	Jackson Williams, 4/8/10 @ Bowie (8th Inning - Chad Thall)
Ground Into Double Play	Thomas Neal, 4/10/10 @ Bowie (6th Inning - Eduardo Gamboa)
Error	Thomas Neal, 4/10/10 @ Bowie (7th Inning)
Wild Pitch	Clayton Tanner, 4/9/10 @ Bowie (3rd Inning)
Balk	David Mixon, 5/3/10 vs. Altoona (2nd Inning)
Win (Individual)	Clayton Tanner, 4/9/10 @ Bowie
Loss (Individual)	Ronnie Ray (4/8/10) @ Bowie
Save	Rafael Cova, 4/9/10 @ Bowie
Complete Game (Seven Innings)	David Mixon, 4/27/10 @ New Britain
Complete Game (Nine Innings)	Mike MacDonald, 8/5/10 @ New Hampshire
Complete-Game Shutout (Seven Innings)	David Mixon, 4/27/10 @ New Britain
Complete-Game Shutout (Nine Innings)	Mike MacDonald, 8/5/10 @ New Hampshire

Organization

2012 Flying Squirrels


2011: In Review

History & Records

Eastern League

SF Giants

General Info



#21 Thomas Neal

Neal lined an opposite-field double for the Flying Squirrels first franchise hit. He lined the double down the right-field line off Bowie left-hander Zach Britton in the 4th inning of the Squirrels, 4-6, loss on April 8th, 2010.



#10 Clayton Tanner

Tanner earned the first win in franchise history on April 9th, 2010 against Bowie at Prince George's Stadium.

The lefty tossed 5 1/3 shutout innings, fanning two, as the Squirrels prevailed, 2-0



HISTORY & RECORDS



FLYING SQUIRRELS' CAREER BATTING LEADERS

Batting Average*	On-Base Percentage*	SLG*	OPS*
Thomas Neal..... .291	Thomas Neal..... .359	Thomas Neal..... .440	Thomas Neal..... .799
Clay Timpner..... .290	Clay Timpner..... .346	Conor Gillaspie..... .420	Conor Gillaspie..... .754
Conor Gillaspie..... .287	Conor Gillaspie..... .335	Roger Kieschnick..... .409	Johnny Monell..... .728
Skyler Stromsmoe..... .261	Johnny Monell..... .334	Johnny Monell..... .394	Clay Timpner..... .717
Charlie Culberson..... .259	Skyler Stromsmoe..... .332	Charlie Culberson..... .382	Roger Kieschnick..... .716
Juan Perez..... .256	Darren Ford..... .320	Juan Perez..... .381	Juan Perez..... .684
Darren Ford..... .255	Roger Kieschnick..... .307	Clay Timpner..... .372	Darren Ford..... .677
Roger Kieschnick..... .254	Juan Perez..... .303	Darren Ford..... .357	Charlie Culberson..... .675
Johnny Monell..... .249	Sharlon Schoop..... .302	Skyler Stromsmoe..... .335	Skyler Stromsmoe..... .668
Sharlon Schoop..... .244	Charlie Culberson..... .293	Sharlon Schoop..... .334	Sharlon Schoop..... .625
Games	At-Bats	Plate Appearances	Runs
Roger Kieschnick..... 186	Roger Kieschnick..... 682	Roger Kieschnick..... 747	Roger Kieschnick..... 92
Nick Noonan..... 172	Nick Noonan..... 632	Nick Noonan..... 705	Darren Ford..... 75
Charlie Culberson..... 137	Charlie Culberson..... 553	Darren Ford..... 613	Nick Noonan..... 71
Thomas Neal..... 136	Darren Ford..... 549	Charlie Culberson..... 587	Charlie Culberson..... 69
Two Players Tied..... 132	Thomas Neal..... 525	Thomas Neal..... 585	Thomas Neal..... 69
Hits	Doubles	Triples	Home Runs
Roger Kieschnick..... 173	Thomas Neal..... 40	Juan Perez..... 10	Roger Kieschnick..... 20
Thomas Neal..... 153	Charlie Culberson..... 34	Darren Ford..... 9	Thomas Neal..... 12
Charlie Culberson..... 143	Roger Kieschnick..... 30	Conor Gillaspie..... 8	Charlie Culberson..... 10
Nick Noonan..... 143	Conor Gillaspie..... 25	Roger Kieschnick..... 8	Johnny Monell..... 10
Conor Gillaspie..... 141	Johnny Monell..... 25	Two Players Tied..... 6	Brandon Belt..... 9
RBI	Walks	Intentional Walks	Strikeouts
Roger Kieschnick..... 88	Nick Noonan..... 55	Nick Noonan..... 7	Roger Kieschnick..... 176
Thomas Neal..... 69	Roger Kieschnick..... 52	Conor Gillaspie..... 4	Nick Noonan..... 134
Conor Gillaspie..... 67	Darren Ford..... 48	Sharlon Schoop..... 4	Darren Ford..... 130
Charlie Culberson..... 56	Johnny Monell..... 48	Charlie Culberson..... 3	Charlie Culberson..... 129
Two Players Tied..... 51	Thomas Neal..... 46	Thomas Neal..... 3	Juan Perez..... 95
Stolen Bases	Caught Stealing	Stolen Base %**	Sacrifice Flies
Darren Ford..... 43	Darren Ford..... 18	Justin Christian..... .900	Roger Kieschnick..... 9
Juan Perez..... 22	Roger Kieschnick..... 10	Juan Perez..... .786	Conor Gillaspie..... 8
Justin Christian..... 18	Juan Perez..... 6	Charlie Culberson..... .777	Nick Noonan..... 6
Roger Kieschnick..... 15	Skyler Stromsmoe..... 6	Darren Ford..... .705	Skyler Stromsmoe..... 6
Charlie Culberson..... 14	Three Players Tied..... 5	Thomas Neal..... .688	Three Players Tied..... 5
Sacrifice Hits	HBP	Extra-Base Hits	Total Bases
Darren Ford..... 10	Thomas Neal..... 11	Roger Kieschnick..... 58	Roger Kieschnick..... 279
Skyler Stromsmoe..... 9	Jackson Williams..... 8	Thomas Neal..... 53	Thomas Neal..... 231
Nick Noonan..... 8	Justin Christian..... 7	Charlie Culberson..... 46	Charlie Culberson..... 211
Jackson Williams..... 6	Brandon Crawford..... 6	Conor Gillaspie..... 41	Conor Gillaspie..... 206
Juan Perez..... 5	Charlie Culberson..... 6	Juan Perez..... 39	Darren Ford..... 196

*Minimum of 384 Plate Appearances **Minimum of 10 Attempts

Organization
 2012 Flying Squirrels
 2011: In Review
 History & Records
 Eastern League
 St. Giants
 General Info





HISTORY & RECORDS

Organization

2012 Flying Squirrels

2011: In Review

History & Records

Eastern League

SF Giants

General Info

FLYING SQUIRRELS' CAREER PITCHING LEADERS

ERA*	WHIP*	Average Against*	Strikeouts/9.0 IP*
Eric Surkamp..... 2.02	Eric Surkamp..... 1.08	Eric Surkamp..... .213	Eric Surkamp..... 10.43
Justin Fitzgerald..... 3.51	David Mixon..... 1.19	Ryan Verdugo..... .241	Ryan Verdugo..... 9.18
David Mixon..... 3.51	Daryl Maday..... 1.37	David Mixon..... .255	Justin Fitzgerald..... 6.83
Mike MacDonald..... 3.90	Clayton Tanner..... 1.37	Clayton Tanner..... .262	David Mixon..... 6.26
Clayton Tanner..... 3.95	Ryan Verdugo..... 1.37	Justin Fitzgerald..... .267	Clayton Tanner..... 5.66
Daryl Maday..... 3.98	Justin Fitzgerald..... 1.38	Daryl Maday..... .278	Mike MacDonald..... 5.24
Ryan Verdugo..... 4.35	Mike MacDonald..... 1.39	Mike MacDonald..... .298	Daryl Maday..... 4.25
No Other Pitchers Qualify	No Other Pitchers Qualify	No Other Pitchers Qualify	No Other Pitchers Qualify

Wins	Losses	Winning Percentage**	Games
Clayton Tanner..... 15	Clayton Tanner..... 19	Eric Surkamp..... .714	Ronnie Ray..... 63
Daryl Maday..... 13	Daryl Maday..... 18	David Mixon..... .611	Daryl Maday..... 50
David Mixon..... 11	Justin Fitzgerald..... 9	Ryan Verdugo..... .571	Wilmin Rodriguez..... 50
Eric Surkamp..... 10	Mike MacDonald..... 8	Justin Fitzgerald..... .500	Clayton Tanner..... 49
Justin Fitzgerald..... 9	David Mixon..... 7	Clayton Tanner..... .441	Two Pitchers Tied..... 48

Games Started	Complete Games	Shutouts	Balks
Clayton Tanner..... 49	Mike MacDonald..... 1	Mike MacDonald..... 1	Clayton Tanner..... 5
Daryl Maday..... 37	David Mixon..... 1	David Mixon..... 1	Nine Pitchers Tied..... 1
Justin Fitzgerald..... 27	Jason Stevenson..... 1		
David Mixon..... 27	Eric Surkamp..... 1		
Ryan Verdugo..... 25	Clayton Tanner..... 1		

Saves	Innings Pitched	Hits Allowed	At-Bats Against
Rafael Cova..... 23	Clayton Tanner..... 268.2	Clayton Tanner..... 270	Clayton Tanner..... 1032
Heath Hembree..... 17	Daryl Maday..... 230.2	Daryl Maday..... 245	Daryl Maday..... 880
Jason Stoffel..... 13	David Mixon..... 166.2	David Mixon..... 158	David Mixon..... 620
Tony Pena Jr. 6	Justin Fitzgerald..... 146.1	Mike MacDonald..... 155	Justin Fitzgerald..... 551
Ronnie Ray..... 4	Eric Surkamp..... 142.1	Justin Fitzgerald..... 147	Mike MacDonald..... 521

Total Batters Faced	Runs Allowed	Earned Runs Allowed	Home Runs Allowed
Clayton Tanner..... 1162	Clayton Tanner..... 149	Clayton Tanner..... 118	Clayton Tanner..... 23
Daryl Maday..... 936	Daryl Maday..... 109	Daryl Maday..... 102	Daryl Maday..... 21
David Mixon..... 682	David Mixon..... 71	David Mixon..... 65	David Mixon..... 15
Justin Fitzgerald..... 621	Ryan Verdugo..... 68	Ryan Verdugo..... 63	Ryan Verdugo..... 14
Eric Surkamp..... 572	Justin Fitzgerald..... 65	Mike MacDonald..... 58	Mike MacDonald..... 10

Hit Batsmen	Walks	Strikeouts	Wild Pitches
Clayton Tanner..... 17	Clayton Tanner..... 99	Clayton Tanner..... 169	Clayton Tanner..... 24
Daryl Maday..... 9	Daryl Maday..... 72	Eric Surkamp..... 165	Daryl Maday..... 14
David Mixon..... 8	Ryan Verdugo..... 63	Daryl Maday..... 162	Justin Fitzgerald..... 10
Mike MacDonald..... 7	Justin Fitzgerald..... 55	Ryan Verdugo..... 133	Ryan Verdugo..... 8
Jake Stevens..... 6	Eric Surkamp..... 44	David Mixon..... 116	Three Pitchers Tied..... 7

*Minimum of 114 Innings Pitched **Minimum of 10 Decisions

HISTORY & RECORDS

FLYING SQUIRRELS' FIRST GAME



VS.



April 8th, 2010
Prince George's Stadium

Bowie Baysox (1-0) 6, Richmond Flying Squirrels (0-1) 4
April 8, 2010

	1	2	3	4	5	6	7	8	9	R	H	E
Richmond	0	0	0	0	2	0	0	2	0	4	11	0
Bowie	0	0	0	1	1	1	3	0	x	6	14	0

Richmond	AB	R	H	RBI	BB	SO	LOB	AVG
Ford, CF	5	0	0	0	0	1	3	.000
Crawford, SS	4	0	1	0	1	1	2	.250
Neal, LF	4	1	2	0	1	1	1	.500
Kieschnick, RF	5	1	2	0	0	3	3	.400
Gillaspie, 3B	5	0	1	2	0	0	4	.200
Ambort, 1B	3	1	1	0	1	0	2	.333
Noonan, 2B	4	1	1	0	0	0	1	.250
Williams, J, C	3	0	2	2	0	0	0	.667
Graham, T, DH	4	0	1	0	0	2	3	.250
MacDonald, P	0	0	0	0	0	0	0	.000
Ray, R, P	0	0	0	0	0	0	0	.000
Sisco, P	0	0	0	0	0	0	0	.000
Totals	37	4	11	4	3	8	19	.297

Bowie	AB	R	H	RBI	BB	SO	LOB	AVG
Figueroa, D, CF	4	0	0	0	1	1	1	.000
Abreu, M, RF	4	1	2	0	0	0	0	.500
Figueroa, P, DH	5	2	3	0	0	1	2	.600
Waring, 3B	5	1	3	1	0	0	2	.600
Widlansky, 1B	4	1	2	0	0	1	2	.500
Joseph, C	1	1	1	2	2	0	0	1.000
Henson, LF	3	0	1	2	1	0	4	.333
Adams, 2B	4	0	2	1	0	0	4	.500
Florim Jr., SS	4	0	0	0	0	0	1	.000
Britton, Z, P	0	0	0	0	0	0	0	.000
Egan, P	0	0	0	0	0	0	0	.000
Gabino, P	0	0	0	0	0	0	0	.000
Thall, P	0	0	0	0	0	0	0	.000
Totals	34	6	14	6	4	3	16	.412

BATTING

2B: Neal (1, Britton, Z), Williams, J 2 (2, Egan, Gabino), Gillaspie (1, Gabino).

TB: Crawford; Neal 3; Kieschnick 2; Gillaspie 2; Ambort; Noonan; Williams, J 4; Graham, T.

RBI: Williams, J 2 (2), Gillaspie 2 (2).

Runners left in scoring position, 2 out: Kieschnick; Ford; Ambort; Crawford 2; Graham, T; Gillaspie.

Team RISP: 3-for-13.

Team LOB: 10.

BASERUNNING

SB: Graham, T (1, 2nd base off Gabino/Joseph).

FIELDING

Outfield assists: Kieschnick (Joseph at home).

DP: (Gillaspie-Williams, J-Ambort).

Richmond	IP	H	R	ER	BB	SO	HR	ERA
MacDonald	4.0	5	1	1	2	0	0	2.25
Ray, R (L, 0-1)	2.1	6	4	4	1	2	0	15.43
Sisco	1.2	3	1	1	1	1	0	5.40
Totals	8.0	14	6	6	4	3	0	6.75

BATTING

2B: Adams (1, Ray, R), Henson (1, Sisco), Abreu, M (1, Sisco).

TB: Abreu, M 3; Figueroa, P 3; Waring 3; Widlansky 2; Joseph; Henson 2; Adams 3.

RBI: Joseph 2 (2), Waring (1), Adams (1), Henson 2 (2).

2-out RBI: Waring; Henson 2.

Runners left in scoring position, 2 out: Widlansky; Figueroa, D; Adams; Waring 2.

SF: Joseph.

GIDP: Adams.

Team RISP: 6-for-14.

Team LOB: 10.

BASERUNNING

CS: Abreu, M (1, 2nd base by MacDonald/Williams, J).

FIELDING

Outfield assists: Abreu, M (Gillaspie at 3rd base).

Bowie	IP	H	R	ER	BB	SO	HR	ERA
Britton, Z	4.1	3	2	2	0	3	0	4.15
Egan (W, 1-0)	1.2	2	0	0	1	1	0	0.00
Gabino (H, 1)	1.1	4	2	2	2	1	0	13.50
Thall (S, 1)	1.2	2	0	0	0	3	0	0.00
Totals	9.0	11	4	4	3	8	0	4.00

WP: Egan.

HBP: Abreu, M (by MacDonald), Williams, J (by Thall).

Groundouts-flyouts: MacDonald 9-1, Ray, R 3-2, Sisco 0-4, Britton, Z 7-3, Egan 3-1, Gabino 2-0, Thall 0-2.

Batters faced: MacDonald 17, Ray, R 14, Sisco 9, Britton, Z 16, Egan 8, Gabino 9, Thall 8.

Inherited runners-scored: Sisco 2-2, Egan 2-2, Thall 1-0.

Umpires: HP: Chad Whitson. 1B: Jon Saphire. 2B: . 3B: Tim Eastman.

Weather: 77 degrees, clear.

Wind: 13 mph, Out to CF.

T: 2:53 (1:17 delay).

Att: 3,761.

Compiled by MLB Advanced Media

Organization

2012 Flying Squirrels

2011: In Review

History & Records

Eastern League

Sr. Giants

General Info



HISTORY & RECORDS

FLYING SQUIRRELS' DIAMOND FIRSTS

Game.....	4/15/10 vs. Reading
.....	Richmond 3, Reading 0
.....	(W, Daryl Maday - L, Michael Cisco - S, Rafael Cova)
Win	4/15/10 vs. Reading
.....	Richmond 3, Reading 0
.....	(W, Daryl Maday - L, Michael Cisco - S, Rafael Cova)
Loss	4/18/10 vs. Reading
.....	Reading 5, Richmond 2
.....	(W, Vance Worley - L, Mike MacDonald - S, Michael Stutes)
Pitcher/Batter	Richmond's Daryl Maday to Reading's Tyson Gillies, 4/15/10 @ 7:13 PM (Struck Out Looking)
Hit	Thomas Neal, 4/15/10 vs. Reading (2nd Inning - Single - Mike Cisco)
Double	Nick Noonan, 4/15/10 vs. Reading (2nd Inning - Mike Cisco)
Triple	Roger Kieschnick, 4/16/10 vs. Reading (3rd Inning - Yohan Flannde)
Home Run	Jackson Williams, 4/15/10 vs. Reading (5th Inning - Mike Cisco)
Grand Slam	Chris Dominguez, 6/27/11 vs. Harrisburg (7th Inning - Hassan Pena)
Run	Thomas Neal, 4/15/10 vs. Reading (2nd Inning)
RBI	Nick Noonan, 4/15/10 vs. Reading (2nd Inning)
Walk	Jackson Williams, 4/15/10 vs. Reading (2nd Inning - Mike Cisco)
Strikeout (Pitcher)	Daryl Maday, 4/15/10 vs. Reading (1st Inning - Tyson Gillies)
Strikeout (Batter)	Darren Ford, 4/15/10 vs. Reading (1st Inning - Mike Cisco)
Stolen Base	Skyler Stromsmoe, 4/16/10 vs. Reading (1st Inning)
Caught Stealing	Nick Noonan, 4/15/10 vs. Reading (7th Inning - Tuffy Gosewisch)
Sacrifice Fly	Conor Gillaspie, 4/19/10 vs. New Britain (3rd Inning)
Hit By Pitch	Roger Kieschnick, 4/16/10 vs. Reading (2nd Inning)
Ground Into Double Play	Roger Kieschnick, 4/15/10 vs. Reading (6th Inning, 6-4-3)
Error	Brandon Crawford, 4/16/10 vs. Reading (5th Inning)
Wild Pitch	Tony Pena Jr., 4/16/10 vs. Reading (9th Inning)
Balk	David Mixon, 5/3/10 vs. Altoona (2nd Inning)
Win (Individual)	Daryl Maday, 4/15/10 vs. Reading
Loss (Individual)	Mike MacDonald, 4/18/10 vs. Reading
Save	Rafael Cova, 4/15/10 vs. Reading
Complete Game (7 Innings)	Never
Complete Game (9 Innings)	Never
Complete-Game Shutout (7 Innings)	Never
Complete-Game Shutout (9 Innings)	Never

#28 Daryl Maday



(At Left) Flying Squirrels' right-hander Daryl Maday throws the first pitch in franchise history at The Diamond. Maday's first pitch was delivered on April 15th at 7:13 PM to Reading Phillies' leadoff hitter Tyson Gillies. Maday's first offering was a ball, but he went on to strike out Gillies looking. Maday turned in a strong outing in what turned in to the first victory for Richmond at the renovated Diamond. He worked 5 2/3 scoreless innings, allowing just four hits, while walking two and striking out four. He earned the victory as the Flying Squirrels posted a 3-0 shutout of Reading. Richmond catcher Jackson Williams provided the first home run for the Squirrels at The Diamond, a solo-shot in the 5th inning off Reading's Mike Cisco. Conor Gillaspie also homered in the game, curious due to the fact that the Squirrels hit just 19 more home runs in their home park on the year.

Organization

2012 Flying Squirrels

2011: In Review

History & Records

Eastern League

SF Giants

General Info

HISTORY & RECORDS



FLYING SQUIRRELS' FIRST GAME AT THE DIAMOND



VS.



April 15th, 2010
The Diamond

Richmond Flying Squirrels (2-6) 3, Reading Phillies (5-3) 0
April 15, 2010

	1	2	3	4	5	6	7	8	9	R	H	E
Reading	0	0	0	0	0	0	0	0	0	0	4	0
Richmond	0	1	0	0	1	1	0	0	x	3	6	0

Reading	AB	R	H	RBI	BB	SO	LOB	AVG	Richmond	AB	R	H	RBI	BB	SO	LOB	AVG
Gillies, CF	3	0	0	0	1	2	0	.121	Ford, CF	4	0	0	0	0	1	1	.194
Galvis, SS	4	0	0	0	0	1	3	.258	Crawford, SS	4	0	1	0	0	1	0	.360
Brown, D, RF	3	0	1	0	1	0	0	.333	Gillaspie, 3B	4	1	1	1	0	0	0	.212
Mahar, 1B-LF	3	0	0	0	1	1	1	.310	Neal, LF	3	1	1	0	1	1	0	.188
Pinckney, 3B	3	0	1	0	1	1	0	.310	Kieschnick, RF	3	0	1	0	0	0	2	.250
Spidale, LF	4	0	0	0	0	0	4	.348	Ambort, 1B	3	0	0	0	0	1	2	.100
Escalona, S, P	0	0	0	0	0	0	0	.000	Noonan, 2B	2	0	1	1	1	0	1	.226
Gosewisch, C	4	0	1	0	0	1	0	.200	Williams, J, C	2	1	1	1	1	0	1	.444
Chavez, O, 2B	3	0	0	0	1	1	1	.111	Maday, P	2	0	0	0	0	2	2	.000
Cisco, P	2	0	1	0	0	0	0	.500	Ray, R, P	0	0	0	0	0	0	0	.000
a-Stavisky, PH	1	0	0	0	0	0	0	.000	a-Timpner, PH	0	0	0	0	1	0	0	.375
Chapman, P	0	0	0	0	0	0	0	.000	Stevens, J, P	0	0	0	0	0	0	0	.000
Bozied, 1B	1	0	0	0	0	0	0	.333	Cova, P	0	0	0	0	0	0	0	.000
Totals	31	0	4	0	5	7	9	.257	Totals	27	3	6	3	4	6	9	.234

a-Grounded out for Cisco in the 7th.

a-Walked for Ray, R in the 7th.

BATTING

2B: Brown, D (4, Maday).

TB: Brown, D 2; Pinckney; Gosewisch; Cisco.

Runners left in scoring position, 2 out: Mahar; Galvis 2; Spidale 2.

Team RISP: 0-for-3.

Team LOB: 9.

FIELDING

Outfield assists: Gillies (Crawford at 3rd base).

DP: (Galvis-Chavez, O-Mahar).

BATTING

2B: Noonan (3, Cisco), Crawford (3, Cisco).

HR: Williams, J (1, 5th inning off Cisco, 0 on, 0 out), Gillaspie (3, 6th inning off Cisco, 0 on, 0 out).

TB: Crawford 2; Gillaspie 4; Neal; Kieschnick; Noonan 2; Williams, J 4.

RBI: Noonan (1), Williams, J (3), Gillaspie (8).

2-out RBI: Noonan.

Runners left in scoring position, 2 out: Maday.

GIDP: Kieschnick.

Team RISP: 1-for-3.

Team LOB: 4.

BASERUNNING

SB: Noonan (2, 3rd base off Cisco/Gosewisch).

CS: Noonan (1, 2nd base by Chapman/Gosewisch).

Reading	IP	H	R	ER	BB	SO	HR	ERA
Cisco (L, 1-1)	6.0	6	3	3	2	4	2	3.00
Chapman	1.0	0	0	0	2	0	0	0.00
Escalona, S	1.0	0	0	0	0	2	0	0.00
Totals	8.0	6	3	3	4	6	2	4.31

Richmond	IP	H	R	ER	BB	SO	HR	ERA
Maday (W, 1-0)	5.2	4	0	0	2	4	0	1.69
Ray, R (H, 1)	1.1	0	0	0	0	1	0	7.71
Stevens, J (H, 2)	0.2	0	0	0	2	1	0	0.00
Cova (S, 2)	1.1	0	0	0	1	1	0	0.00
Totals	9.0	4	0	0	5	7	0	2.97

IBB: Williams, J (by Cisco).

Groundouts-flyouts: Cisco 9-4, Chapman 1-1, Escalona, S 0-1, Maday 10-3, Ray, R 2-1, Stevens, J 0-1, Cova 1-1.

Batters faced: Cisco 24, Chapman 4, Escalona, S 3, Maday 23, Ray, R 4, Stevens, J 4, Cova 5.

Inherited runners-scored: Ray, R 1-0, Cova 2-0.

Umpires: HP: Chris Hamner. 1B: Jordan Ferrell. 2B: . 3B: Cory Hinga.

Weather: 73 degrees, clear.

Wind: 5 mph, Out to CF.

T: 2:38.

Att: 9,560.

Compiled by MLB Advanced Media

Organization

2012 Flying Squirrels

2011: In Review

History & Records

Eastern League

SF Giants

General Info





HISTORY & RECORDS

FLYING SQUIRRELS' ALL-TIME ROSTER

A

Ambort, Michael - 1B (2010)

B

Belt, Brandon - 1B/OF (2010)
Biery, Drew - 1B (2011)
Bond, Brock - INF (2010)
Bowlin, Drew - RHP (2011)
Boyer, Brad - INF (2010)

C

Christian, Justin - OF (2011)
Ciriaco, Juan - INF (2010)
Clark, Craig - LHP (2010)
Correa, Hector - RHP (2011)
Cova, Rafael - RHP (2010)
Crawford, Brandon - SS (2010)
Culberson, Charlie - 2B (2011)

D

D'Alessio, Andy - 1B (2010)
Dominguez, Chris - 3B (2011)
Dowdy, Justin - LHP (2011)

E

F

Fairley, Wendell - OF (2011)
Fitzgerald, Justin - RHP (2011)
Fleet, Austin - RHP (2011)
Ford, Darren - CF (2010, 2011)

G

Gillaspie, Conor - 3B (2010)
Gonzalez, Abe - S & C Coach (2010)
Graham, Tyler - OF (2010)
Grimsley, Ross - Pitching Coach (2010-2011)

H

Hembree, Heath - RHP (2011)
Hinshaw, Alex - LHP (2011)
Hodges, Wes - 1B (2011)

I

J

Joyce, Ken - Hitting Coach (2011)

K

Kieschnick, Roger - OF (2010, 2011)
Klimas, Matt - C (2010)
Koshansky, Joe - 1B (2011)

L

La Torre, Tyler - C (2010)
Lively, Mitch - RHP (2010, 2011)
Lofgren, Chuck - LHP (2011)
Lollis, Ryan - OF (2011)
Lormand, Ryan - INF (2010, 2011)
Lowenstein, Aaron - C (2010, 2011)

M

MacDonald, Mike - RHP (2010)
Machemer, Dave - Manager (2011)
Maday, Daryl - RHP (2010, 2011)
Main, Michael - RHP (2010)
Martin, Adrian - RHP (2010)

M (Cont.)

Martinez-Esteve, Eddy - OF (2010)
Matos, Osiris - RHP (2011)
McBryde, Mike - OF (2011)
Mixon, David - RHP (2010, 2011)
Monell, Johnny - C (2011)
Morman, Russ - Hitting Coach (2010)

N

Neal, Thomas - OF (2010)
Noonan, Nick - 2B (2010, 2011)

O

Ortega, Eric - Athletic Trainer (2010-2011)
Otero, Dan - RHP (2011)

P

Peguero, Francisco - OF (2011)
Perez, Juan - OF (2011)
Pena Jr., Tony - RHP (2010)

Q

Quinowski, David - LHP (2010, 2011)
Quirarte, Edwin - RHP (2011)

R

Ray, Ronnie - RHP (2010, 2011)
Rodriguez, Wilmin - LHP (2010, 2011)
Rojas, Nestor - C (2010)
Romero, Felix - RHP (2010)

S

Schoop, Sharlon - INF (2010, 2011)
Schumer, Justin - RHP (2011)
Sherrill, Garrett - S & C Coach (2011)
Sisco, Andy - LHP (2010)
Skeels, Andy - Manager (2010)
Sosa, Henry - RHP (2011)
Stevens, Jake - LHP (2010)
Stevenson, Jason - LHP (2011)
Stoffel, Jason - RHP (2011)
Stromsmoe, Skyler - UTIL (2010, 2011)
Surkamp, Eric - LHP (2011)

T

Tanner, Clayton - LHP (2010, 2011)
Timpner, Clay - OF (2010)
Turpen, Daniel - RHP (2010)

U

V

Verdugo, Ryan - LHP (2011)
Vessella, Tom - LHP (2011)

W

Weeks, Joel - UTIL (2011)
Westcott, Craig - RHP (2010)
Whitaker, Craig - RHP (2010)
Williams, Jackson - C (2010, 2011)

X

Y

Z

Zambrano, Eliezer - C (2010, 2011)

Organization

2012 Flying Squirrels

2011: In Review

History & Records

Eastern League

SF Giants

General Info



HISTORY & RECORDS



BRIDGE TO THE BIG LEAGUES




Brandon Belt - IB
 MLB Debut:
 March 31st, 2011
 vs. Los Angeles (NL)

Eric Surkamp - LHP
 MLB Debut:
 August 27th, 2011
 vs. Houston

Darren Ford - OF
 MLB Debut:
 September 1st, 2010
 vs. Colorado

Brandon Crawford - SS
 MLB Debut:
 May 27th, 2011
 vs. Milwaukee


In the Flying Squirrels first two seasons, they have sent four players to San Francisco to make their Major League debut. Additionally, RHP Henry Sosa made his Major League debut with the Houston Astros after being traded along with Jason Stoffel for infielder Jeff Keppinger. 3B Conor Gillaspie and OF Justin Christian returned to the big leagues after spending time with the Flying Squirrels, Gillaspie in 2010 and Christian in 2011.



Henry Sosa
 MLB Debut (HOU):
 August 10, 2011
 vs. Arizona



Conor Gillaspie
 MLB Debut (SFG):
 September 9, 2008
 Return to MLB:
 June 6, 2011



Justin Christian
 MLB Debut (NYY):
 June 24, 2008
 Return to MLB:
 September 6, 2011

Organization

2012 Flying Squirrels

2011: In Review

History & Records

Eastern League

Sf Giants

General Info

2012 MEDIA & INFORMATION GUIDE



111



HISTORY & RECORDS

Organization

2012 Flying Squirrels

2011: In Review

History & Records

Eastern League

SF Giants

General Info

FLYING SQUIRRELS' POSTSEASON HISTORY



2011 Western Division Championship Series
Richmond Flying Squirrels vs. Harrisburg Senators
Flying Squirrels Win Series (3-0)



WDCS - Game 1	1	2	3	4	5	6	7	8	9	R	H	E
Richmond	0	1	0	0	0	2	0	2	1	6	13	0
Harrisburg	0	0	0	0	0	0	0	0	0	0	7	2

Date/Venue: 9/9/11/The Diamond WP: D. Maday (1-0) LP: E. Arnesen (0-1) S: None T: 2:51 Att.: 6,447

WDCS - Game 2	1	2	3	4	5	6	7	8	9	10	11	R	H	E
Richmond	0	0	0	0	0	0	0	2	0	0	2	4	7	0
Harrisburg	0	0	0	2	0	0	0	0	0	0	0	2	6	2

Date/Venue: 9/10/11/The Diamond WP: H. Hembree (1-0) LP: P. Lehman (0-1) S: None T: 3:21 Att.: 6,489

WDCS - Game 3	1	2	3	4	5	6	7	8	9	R	H	E
Harrisburg	0	0	0	0	0	0	0	1	0	1	5	0
Richmond	0	0	0	0	0	2	0	0	x	2	8	0

Date/Venue: 9/11/11/The Diamond WP: J. Fitzgerald (1-0) LP: T. Roark (0-1) S: H. Correa (1) T: 2:21 Att.: 2,891



2011 Eastern League Championship Series
Richmond Flying Squirrels vs. N. Hampshire Fisher Cats
Fisher Cats Win Series (3-1)



ELCS - Game 1	1	2	3	4	5	6	7	8	9	R	H	E
Richmond	1	2	0	3	1	0	1	0	2	10	17	3
New Hampshire	0	0	4	0	1	1	0	3	0	9	10	2

Date/Venue: 9/13/11/NE Delta Dental Stadium WP: H. Hembree (2-0) LP: B. Korecky (0-1) S: None T: 3:42 Att.: 2,491

ELCS - Game 2	1	2	3	4	5	6	7	8	9	R	H	E
Richmond	1	0	0	0	0	0	2	0	2	5	11	1
New Hampshire	0	3	0	0	1	0	3	0	x	7	11	1

Date/Venue: 9/14/11/NE Delta Dental Stadium WP: N. Molina (1-1) LP: D. Maday (1-1) S: None T: 3:15 Att.: 2,532

ELCS - Game 3	1	2	3	4	5	6	7	8	9	R	H	E
New Hampshire	0	0	0	0	0	5	0	0	0	5	6	1
Richmond	1	0	0	0	0	1	0	1	0	3	11	1

Date/Venue: 9/16/11/The Diamond WP: W. Etheridge (1-0) LP: J. Stevenson (0-1) S: B. Korecky (4) T: 2:59 Att.: 8,819

ELCS - Game 4	1	2	3	4	5	6	7	8	9	R	H	E
New Hampshire	0	1	0	2	0	0	0	0	1	4	8	1
Richmond	0	1	1	0	0	1	0	0	0	3	10	2

Date/Venue: 9/17/11/The Diamond WP: C. Everts (1-0) LP: H. Correa (0-1) S: B. Korecky (5) T: 2:58 Att.: 4,721



EASTERN LEAGUE





EASTERN LEAGUE

Eastern League
 30 Danforth St., Suite 208
 Portland, ME 04101
 Phone: (207) 761-2700
 Fax: (207) 761-7064
www.easternleague.com



Official Name	The Eastern League of Professional Baseball Clubs, Inc.
E-Mail	elpb@easternleague.com
President	Joseph R. McEacharn (10th year)
Assistant to the President	Bill Rosario
Years League Active	1923-Present
Schedule	142 Games, Unbalanced
2011 Opening Date	April 5
2011 Closing Date	September 3
Playoffs Begin	September 5
All-Star Break	July 10-11
2011 All-Star Game	July 11, FirstEnergy Stadium, Reading, PA
League Roster Limit	25 Players, Entire Season
Playoff Format	Top two teams based on winning percentage qualify
Divisional Playoffs	Best of Five (2-2-1)
League Championship Series	Best of Five (2-3)
Tiebreakers (First)	Head-to-Head Season Series
Tiebreakers (Second)	One-Game Playoff
League Statistician	MLB Advanced Media
	75 Ninth Avenue, 5th Floor, New York, NY 10011
Batting Title Minimum	2.7 PA per scheduled game
ERA Title Minimum	0.8 IP per scheduled game

WESTERN

EASTERN

EASTERN LEAGUE



EASTERN LEAGUE MILEAGE CHART

	AKR	ALT	BNG	BOW	ERI	HAR	NBR	NHM	POR	REA	RIC	TRE
Akron	X	187	350	336	121	310	538	709	706	350	446	414
Altoona	187	X	201	167	175	138	374	520	552	170	271	239
Binghamton	350	201	X	266	254	181	216	338	360	143	400	165
Bowie	336	167	266	X	337	109	323	460	508	123	124	149
Erie	121	175	254	337	X	298	497	579	586	310	463	374
Harrisburg	310	138	181	109	298	X	271	430	480	65	217	132
New Britain	538	374	216	323	497	271	X	150	210	224	450	167
New Hampshire	709	520	338	460	579	430	150	X	94	370	586	304
Portland	706	552	360	508	586	480	210	94	X	420	654	360
Reading	350	170	143	123	310	65	224	370	420	X	259	73
Richmond	446	271	400	124	463	217	450	586	654	259	X	284
Trenton	414	239	165	149	374	132	167	304	360	73	284	X

2012 EASTERN LEAGUE UMPIRE ROSTER

#	Umpire	Resides	Experience	2011 League
7	Joey Amaral	Columbia, MD	6 Years	Eastern
5	Joe Born	Lafayette, IN	6 Years	Eastern
2	Brian De Brauwere	Hummelstown, PA	4 Years	Texas
57	Ramon De Jesus	Santo Domingo, DR	4 Years	Eastern
18	Andy Dudones	Uniontown, OH	7 Years	Eastern
50	Max Guyll	Fort Wayne, IN	7 Years	Eastern
40	Luke Hamilton	Goshen, IN	6 Years	Eastern
8	Joe Hannigan	Westmont, IL	7 Years	Eastern
11	Travis Hatch	Ravenswood, Australia	8 Years	Eastern
30	Tom Honec	Harrisonburg, VA	5 Years	Eastern
27	Kiff Kinkead	Wilmington, NC	4.5 Years	Carolina
60	Shaun Lampe	Phoenix, AZ	4.5 Years	Eastern
6	Nic Lentz	Holland, MI	5 Years	Florida State
3	Nick Mahrley	Bartlett, IL	6 Years	Florida State
9	Jeff Morrow	Fenton, MO	5 Years	Eastern
4	Tim Rosso	Saddle Brook, NJ	5 Years	Eastern
38	Doug Vines	Kennesaw, GA	6 Years	Eastern
96	Tom Woodring	Boulder, NV	5.5 Years	Eastern

2012 MEDIA & INFORMATION GUIDE

115

Organization

2012 Flying Squinrels

2011: In Review

History & Records

Eastern League

SF Giants

General Info



EASTERN LEAGUE

Organization

2012 Flying Squirrels

2011: In Review

History & Records

Eastern League

SF Clients

General Info



AEROS

Canal Park
 300 South Main Street
 Akron, OH 44308
 Phone: (330) 253-5151
 Fax: (330) 253-3300
 www.akronaeros.com



Affiliation	Cleveland Indians (since 1997)
First Year	1997
Ballpark	Canal Park (cap. 9,097)
Field Dimensions	LF-331, CF-400, RF-337
League Titles	3 ('03, '05, '09)
Last Eastern League Title	2009
Last Playoff Appearance	2009 (Won EL Title)
2011 Record	73-69
Place (Western)	4th
2011 Record Vs. Flying Squirrels	6-5
All-Time Record Vs. Flying Squirrels	10-7
2011 Attendance (Total)	266,265 (9th in EL)
2011 Attendance (Average)	3,916 (9th in EL)

CEO/President	Greg Agganis
Executive Vice President/General Manager	Jeff Auman
Assistant General Manager	Ken Fogel
Media Relations Coordinator	Arlene Spahn
Radio Broadcaster	Jim Clark
Flagship Radio Station	SportsRadio 1350 AM

Manager	Chris Tremie
Hitting Coach	Rouglas Odor
Pitching Coach	Tony Arnold
Trainer	Chad Wolfe

Distance from Richmond 446 Miles

Flying Squirrels' Hotel in Akron Ramada Plaza - Akron
 20 West Mill Street
 Akron, OH 44308
 PH: (330) 384-1500



Canal Park

2012 Series

@Akron		@Richmond	
5/18	7:05	7/19	7:05
5/19	6:05	7/20	7:05
5/20	1:05	7/21	6:35
7/1	1:05	7/22	5:05
7/2	7:05	8/31	7:05
7/3	7:05	9/1	6:35
		9/2	5:05
		9/3	12:05

EASTERN LEAGUE



CURVE

Peoples Natural Gas Field
 1000 Park Avenue
 Altoona, PA 16602
 Phone: (814) 943-5400
 Fax: (814) 943-9050
 www.altoonacurve.com



Organization

2012 Flying Squirrels

2011: In Review

History & Records

Eastern League

SF Giants

General Info

Affiliation	Pittsburgh Pirates (since 1999)
First Year	1999
Ballpark	Peoples Natural Gas Field (cap. 7,210)
Field Dimensions	LF-325, CF-405, RF-325
League Titles	1 ('10)
Last Eastern League Title	2010
Last Playoff Appearance	2010 (Won EL Title)
2011 Record	64-77
Place (Western)	6th
2011 Record Vs. Flying Squirrels	8-9
All-Time Record Vs. Flying Squirrels	24-19
2011 Attendance (Total)	285,906 (8th in EL)
2011 Attendance (Average)	4,205 (8th in EL)

Chief Operating Officer	David Lozinak
General Manager	Rob Egan
Radio Broadcaster	Mike Passanisi
Flagship Radio Station	ESPN Radio 1430 AM

Manager	P.J. Forbes
Hitting Coach	Ryan Long
Pitching Coach	Jeff Johnson
Trainer	Mike Zalno

Distance from Richmond 271 Miles

Flying Squirrels' Hotel in Altoona Ramada - Altoona
 1 Sheraton Drive
 Altoona, PA 16601
 PH: (814) 946-1631
 FX: (814) 946-0785



Peoples Natural Gas Field

2012 Series

@Altoona		@Richmond	
4/19	6:30		
4/20	6:30		
4/21	6:00	4/12	6:35
4/22	1:00	4/13	6:35
5/4	6:30	4/14	6:35
5/5	6:00	4/15	2:05
5/6	1:00	7/16	7:05
5/29	6:30	7/17	7:05
5/30	6:30	7/18	7:05
5/31	6:30		
8/23	7:00		
8/24	7:00		
8/25	7:00		
8/26	2:00		





EASTERN LEAGUE

Organization

2012 Flying Squirrels

2011: In Review

History & Records

Eastern League

SF Clients

General Info



METS

NYSEG Stadium
 211 Henry Street
 Binghamton, NY 13901
 Phone: (607) 723-6387
 Fax: (607) 723-7779
 www.bmets.com



Affiliation.....	New York Mets (since 1992)
First Year.....	1992
Ballpark.....	NYSEG Stadium (cap. 6,012)
Field Dimensions.....	LF-330, CF-400, RF-330
League Titles.....	2 ('92, '94)
Last Eastern League Title.....	1994
Last Playoff Appearance.....	2004 (Lost in Divisional Series)
2011 Record.....	65-76
Place (Eastern).....	5th
2011 Vs. Flying Squirrels.....	3-3
All-Time Record Vs. Flying Squirrels.....	7-6
2011 Attendance (Total).....	209,044 (12th in EL)
2011 Attendance (Average).....	3,167 (12th in EL)

General Manager.....	Jim Weed
Director of Marketing.....	Heith Tracy-Bronson
Radio Broadcaster.....	Tim Heiman
Flagship Radio Station.....	WNBF 1290 AM

Manager.....	Pedro Lopez
Hitting Coach.....	Luis Natera
Pitching Coach.....	Marc Valdes
Trainer.....	Matt Hunter

Distance from Richmond 400 Miles

Flying Squirrels' Hotel in Binghamton Best Western - Johnson City
 569 Harry L. Drive
 Johnson City, NY 13790
 PH: (607) 729-9194
 FX: (607) 729-3205



NYSEG Stadium

2012 Series

@Binghamton		@Richmond	
8/17.....	7:05	7/4.....	6:35
8/18.....	7:05	7/5.....	7:05
8/19.....	1:05	7/6.....	7:05

EASTERN LEAGUE



BAYSOX

Prince George's Stadium
4101 NE Grain Highway
Bowie, MD 20716
Phone: (301) 805-6000
Fax: (301) 464-4911
www.baysox.com



Organization

2012 Flying Squirrels

2011: In Review

History & Records

Eastern League

SF Giants

General Info

Affiliation.....	Baltimore Orioles (since 1993)
First Year.....	1993
Ballpark.....	Prince George's Stadium (cap. 10,000)
Field Dimensions.....	LF-309, CF-405, RF-309
League Titles.....	None
Last Eastern League Title.....	None
Last Playoff Appearance.....	2008 (Lost in Divisional Series)
2011 Record.....	75-66
Place (Western).....	3rd
2011 Vs. Flying Squirrels.....	16-9
All-Time Vs. Flying Squirrels.....	29-25
2011 Attendance (Total).....	255,832 (10th in EL)
2011 Attendance (Average).....	3,655 (10th in EL)

General Manager.....	Brian Shallcross
Assistant General Manager.....	Phil Wrye
Broadcaster.....	Ben Gordon-Goldstein
Flagship Radio Station.....	Baysox.com

Manager.....	Gary Kendall
Field Coach.....	Denny Hocking
Pitching Coach.....	Kennie Steenstra
Trainer.....	Aaron Scott

Distance from Richmond 124 Miles

Flying Squirrels' Hotel in Bowie..... Best Western - Annapolis
2520 Riva Road
Annapolis, MD 21401
PH: (410) 224-2800
FX: (410) 266-5539



2012 Series

@Bowie		@Richmond	
4/9.....	7:05	4/30.....	6:35
4/10.....	7:05	5/1.....	6:35
4/11.....	11:05	5/2.....	6:35
5/21.....	7:05	5/3.....	6:35
5/22.....	7:05	5/10.....	6:35
5/23.....	7:05	5/11.....	6:35
5/24.....	7:05	5/12.....	6:35
7/23.....	7:05	5/13.....	2:05
7/24.....	7:05	8/10.....	7:05
7/25.....	7:05	8/11.....	6:35
		8/12.....	5:05
		8/20.....	7:05
		8/21.....	7:05
		8/22.....	7:05



ERIE SEAWOLVES™

SEAWOLVES

Jerry Uht Park
110 East 10th Street
Erie, PA 16501
Phone: (814) 456-1300
Fax: (814) 456-7520
www.seawolves.com



Affiliation.....	Detroit Tigers (since 2001)
First Year.....	1999
Ballpark.....	Jerry Uht Park (cap. 6,952)
Field Dimensions.....	LF-312, CF-400, RF-328
League Titles.....	None
Last Eastern League Title.....	None
Last Playoff Appearance.....	2007 (Lost in Divisional Series)
2011 Record.....	67-75
Place (Western).....	5th
2011 Vs. Flying Squirrels.....	2-8
All-Time Record Vs. Flying Squirrels.....	8-16
2011 Attendance (Total).....	224,443 (11th in EL)
2011 Attendance (Average).....	3,350 (11th in EL)

President.....	Greg Coleman
Assistant General Manager/Sales.....	Mike Uden
Radio Broadcaster.....	Greg Gania
Flagship Radio Station.....	Fox Sports Radio 1330 The Fan

Manager.....	Chris Cron
Hitting Coach.....	Jerry Martin
Pitching Coach.....	Ray Burris
Trainer.....	Chris McDonald

Distance from Richmond..... 463 Miles

Flying Squirrels' Hotel in Erie..... Bel Air Clarion Hotel
2800 West 8th Street
Erie, PA 16505
PH: (814) 833-1116
FX: (814) 838-3242



Jerry Uht Park

2012 Series

	@Erie	@Richmond
7/26.....	7:05	6/1..... 6:35
7/27.....	7:05	6/2..... 6:35
7/28.....	7:05	6/3..... 2:05
7/29.....	1:35	

EASTERN LEAGUE



SENATORS

Metro Bank Park
112 Market Street
Harrisburg, PA 17101
Phone: (717) 231-4444
Fax: (717) 231-4445
www.senatorsbaseball.com



Affiliation..... Washington Nationals (since 1991)
First Year..... 1987
Ballpark..... Metro Bank Park (cap. 6,302)
Field Dimensions..... LF-330, CF-400, RF-335
League Titles..... 6 ('87, '93, '96, '97, '98, '99)
Last Eastern League Title..... 1999
Last Playoff Appearance..... 2011 (Lost in Divisional Series)
2011 Record..... 80-62
Place (Western)..... 1st
2011 Vs. Flying Squirrels..... 8-13
All-Time Vs. Flying Squirrels..... 15-16
2011 Attendance (Total)..... 291,248 (7th in EL)
2011 Attendance (Average)..... 4,221 (7th in EL)

Chairman..... Michael Reinsdorf
Chief Executive Officer..... Bill Davidson
President..... Kevin Kulp
General Manager..... Randy Whitaker
Radio Broadcaster..... Terry Byrom
Flagship Radio Station..... WTKT 1460 AM The Ticket

Manager..... Matt LeCroy
Hitting Coach..... Eric Fox
Pitching Coach..... Paul Menhart
Trainer..... Jeff Allred

Distance from Richmond..... 217 Miles

Flying Squirrels' Hotel in Harrisburg..... Park Inn - Harrisburg West
 5401 Carlisle Pike
 Mechanicsburg, PA 17050
 PH: (717) 697-0321
 FX: (717) 697-7594



Metro Bank Park

2012 Series

@Harrisburg		@Richmond	
5/7.....	7:00	5/15.....	6:35
5/8.....	7:00	5/16.....	6:35
5/9.....	10:30	5/17.....	6:35
7/12.....	7:00	8/7.....	7:05
7/13.....	7:00	8/8.....	7:05
7/14.....	7:00	8/9.....	7:05
7/15.....	2:00	8/27.....	7:05
8/3.....	7:00	8/28.....	7:05
8/4.....	7:00	8/29.....	7:05
8/5.....	2:00	8/30.....	7:05

Organization

2012 Flying Squirrels

2011: In Review

History & Records

Eastern League

SF Giants

General Info



EASTERN LEAGUE

Organization

2012 Flying Squirrels

2011: In Review

History & Records

Eastern League

SF Clients

General Info



ROCK CATS

New Britain Stadium
 230 John Karbonic Way
 New Britain, CT 06051
 Phone: (860) 225-8383
 Fax: (860) 225-6267
 www.rockcats.com



Affiliation.....	Minnesota Twins (since 1995)
First Year.....	1983
Ballpark.....	New Britain Stadium (cap. 6,146)
Field Dimensions.....	LF-330, CF-400, RF-330
League Titles.....	2 ('83, '01)
Last Eastern League Title.....	2001
Last Playoff Appearance.....	2009 (Lost in Divisional Series)
2011 Record.....	72-70
Place (Eastern).....	3rd
2011 Vs. Flying Squirrels.....	7-8
All-Time Vs. Flying Squirrels.....	11-16
2011 Attendance (Total).....	363,759 (3rd in EL)
2011 Attendance (Average).....	5,867 (3rd in EL)

President/CEO.....	Bill Dowling
Vice President.....	Evan Levy
Assistant GM.....	Ricky Ferrell
Radio Broadcaster.....	Jeff Dooley
Flagship Radio Station.....	WTIC FM 96.5 HD2

Manager.....	Jeff Smith
Hitting Coach.....	Rudy Hernandez
Pitching Coach.....	Stu Cliburn
Trainer.....	Larry Bennese

Distance from Richmond..... 450 Miles

Flying Squirrels' Hotel in New Britain..... Holiday Inn Express
 120 Laning Street
 Southington, CT 06489
 PH: (860) 276-0736
 FX: (860) 276-9405



New Britain Stadium

2012 Series

@New Britain		@Richmond	
4/5.....	6:35	4/27.....	6:35
4/6.....	4:35 (DH)	4/28.....	6:35
4/7.....	1:35	4/29.....	2:05
8/14.....	7:05	4/30.....	6:35
8/15.....	7:05	6/22.....	6:35
8/16.....	7:05	6/23.....	6:35
		6/24.....	2:05
		6/25.....	12:05



FISHER CATS

Northeast Delta Dental Stadium
 1 Line Drive
 Manchester, NH 03101
 Phone: (603) 641-2005
 Fax: (603) 641-2055
 www.nhfishercats.com



Organization

2012 Flying Squirrels

2011: In Review

History & Records

Eastern League

SF Giants

General Info

Affiliation.....	Toronto Blue Jays (since 2004)
First Year.....	2004
Ballpark.....	Merchantsauto.com Stadium (cap. 6,500)
Field Dimensions.....	LF-326, CF-400, RF-306
League Titles.....	2 (2004, 2011)
Last Eastern League Title.....	2011
Last Playoff Appearance.....	2011 (Won Eastern League Title)
2011 Record.....	77-65
Place (Eastern).....	1st
2011 Vs. Flying Squirrels.....	5-2
All-Time Vs. Flying Squirrels.....	7-5
2011 Attendance (Total).....	373,482 (5th in EL)
2011 Attendance (Average).....	5,574 (5th in EL)

Owner/Managing Partner.....	Art Soloman
President/General Manager.....	Rick Brenner
Radio Broadcasters.....	Bob Lipman/Tom Gauthier
Flagship Radio Station.....	WGIR 610 AM

Manager.....	Sal Fasano
Hitting Coach.....	Jon Nunnally
Pitching Coach.....	Tom Signore
Trainer.....	Bob Tarpey

Distance from Richmond..... 586 Miles

Flying Squirrels' Hotel in Manchester..... Comfort Inn
 298 Queen City Avenue
 Manchester, NH 03102
 PH: (603) 668-2600
 FX: (603) 668-2600



2012 Series

@New Hampshire		@Richmond	
6/5.....	7:05	6/12.....	6:35
6/6.....	7:05	6/13.....	6:35
6/7.....	7:05	6/14.....	6:35



EASTERN LEAGUE

Organization

2012 Flying Squirrels

2011: In Review

History & Records

Eastern League

SF Clients

General Info

PORTLAND Sea Dogs



SEA DOGS

Hadlock Field
271 Park Avenue
Portland, ME 04102
Phone: (207) 874-9300
Fax: (207) 780-0317
www.seadogs.com



Affiliation.....	Boston Red Sox (since 2003)
First Year.....	1994
Ballpark.....	Hadlock Field (cap. 7,368)
Field Dimensions.....	LF-315, CF-400, RF-335
League Titles.....	1 (2006)
Last Eastern League Title.....	2006
Last Playoff Appearance.....	2008 (Lost in Divisional Series)
2011 Record.....	59-83
Place (Eastern).....	6th
2011 Vs. Flying Squirrels.....	2-4
All-Time Record Vs. Flying Squirrels.....	4-8
2011 Attendance (Total).....	369,424 (6th in EL)
2011 Attendance (Average).....	5,514 (6th in EL)

President.....	Charlie Eshbach
Executive Vice President/GM.....	Geoff Iacuesa
Radio Broadcaster.....	Mike Antonellis
Flagship Radio Station.....	WBAE 1490 AM (Portland) WVAE 1400 AM (York County)

Manager.....	Kevin Boles
Hitting Coach.....	Dave Joppie
Pitching Coach.....	Bob Kipper
Trainer.....	Brandon Henry

Distance from Richmond 654 Miles

Flying Squirrels' Hotel in Portland Doubletree by Hilton Hotel
 363 Maine Mall Road
 South Portland, ME 04106
 PH: (207) 756-6516
 FX: (207) 756-6622

2012 Series

@Portland

@Richmond

6/8.....	7:00	6/15.....	6:35
6/9.....	6:00	6/16.....	6:35
6/10.....	1:00	6/17.....	2:05



Hadlock Field

EASTERN LEAGUE



R-Phils

PHILLIES

FirstEnergy Stadium
 1900 South Centre Avenue
 Reading, PA 19605
 Phone: (610) 375-8469
 Fax: (610) 373-5868
 www.readingphillies.com



Organization

2012 Flying Squirrels

2011: In Review

History & Records

Eastern League

SF Giants

General Info

Affiliation.....	Philadelphia Phillies (since 1967)
First Year.....	1952
Ballpark.....	FirstEnergy Stadium (cap. 9,000)
Field Dimensions.....	LF-330, CF-400, RF-330
League Titles.....	5 ('57, '68, '73, '95, '01)
Last Eastern League Title.....	2001
Last Playoff Appearance.....	2011 (Lost in Divisional Series)
2011 Record.....	74-68
Place (Eastern).....	2nd
2011 Vs. Flying Squirrels.....	5-5
All-Time Vs. Flying Squirrels.....	17-13
2011 Attendance (Total).....	456,957 (1st in EL)
2011 Attendance (Average).....	6,720 (1st in EL)

General Manager.....	Scott Hunsicker
Assistant General Manager.....	Ashley Peterson
Radio Broadcaster.....	Brian Seltzer
Flagship Radio Station.....	ESPN 1240 AM

Manager.....	Dusty Wathan
Hitting Coach.....	Frank Cacciatore
Pitching Coach.....	Bob Milacki
Trainer.....	Chris Mudd

Distance from Richmond 259 Miles

Flying Squirrels' Hotel in Reading..... Crowne Plaza Reading
 1741 Papermill Rd.
 Wyomissing, PA 19610
 PH: (877) 354-1011
 FX: (610) 375-7562



FirstEnergy Stadium

2012 Series

	@Reading	@Richmond
4/24.....	6:35	4/16.....6:35
4/25.....	6:35	4/17.....6:35
4/26.....	11:35	4/18.....10:35
6/26.....	7:05	7/7.....6:35
6/27.....	12:05	7/8.....5:05
6/28.....	7:05	7/9.....12:05
6/29.....	7:05	7/31.....7:05
		8/1.....7:05
		8/2.....7:05

2012 MEDIA & INFORMATION GUIDE





EASTERN LEAGUE

Organization

2012 Flying Squirrels

2011: In Review

History & Records

Eastern League

SF Clients

General Info



THUNDER

Mercer County Waterfront Park
 One Thunder Road
 Trenton, NJ 08611
 Phone: (609) 394-3300
 Fax: (609) 394-9666
 www.trentonthunder.com



Affiliation.....	New York Yankees (since 2003)
First Year.....	1994
Ballpark.....	Mercy County Waterfront Park (cap. 6,440)
Field Dimensions.....	LF-330, CF-407, RF-330
League Titles.....	2 ('07, '08))
Last Eastern League Title.....	2008
Last Playoff Appearance.....	2010 (Lost in ELCS)
2011 Record.....	68-73
Place (Eastern).....	4th
2011 Vs. Flying Squirrels.....	5-10
All-Time Vs. Flying Squirrels.....	8-13
2011 Attendance (Total).....	379,501 (4th in EL)
2011 Attendance (Average).....	5,664 (4th in EL)

General Manager/COO.....	Will Smith
Sr.VP of Corporate Sales and Partnerships.....	Eric Lipsman
Radio Broadcaster.....	Jay Burnham
Flagship Radio Station.....	107.7 WRRF-FM The Bronx

Manager.....	Tony Franklin
Hitting Coach.....	Tom Slater
Pitching Coach.....	Tommy Phelps
Coach.....	Luis Dorante
Trainer.....	Scott DiFrancesco

Distance from Richmond 284 Miles

Flying Squirrels' Hotel in Trenton Trenton Marriott
 1 West Lafayette Street
 Trenton, NJ 08608
 PH: (609) 421-4000
 FX: (609) 421-4002

2012 Series



Waterfront Park

@Trenton	@Richmond
6/196:05	5/256:35
6/207:05	5/266:35
6/217:05	5/272:05
	5/286:35

SAN FRANCISCO GIANTS





SAN FRANCISCO GIANTS



GIANTS

AT&T Park
 24 Willie Mays Plaza
 San Francisco, CA 94107
 Phone: (415) 972-2000
 www.sfgiants.com



San Francisco Baseball Associates L.P.

EXECUTIVE

President and Chief Executive Officer	Laurence M. Baer
Chairman Emeritus	William H. Neukom
Special Assistant	Willie Mays
Senior Advisor	Willie McCovey
Special Assistant	Will Clark
Special Assistant	J.T. Snow
Community Ambassador	Orlando Cepeda
Community Ambassador	Lon Simmons
Executive Assistant to the President	Terri Guess

BASEBALL OPERATIONS

Senior Vice President & General Manager	Brian R. Sabean
Executive Assistant to the General Manager	Karen Sweeney
Vice President of Player Personnel	Dick Tidrow
Vice President of Baseball Operations	Bobby Evans
Special Assistant to the General Manager	Felipe Alou
Special Assistant to the General Manager	Lou Pinella
Special Assistant to the General Manager, Scouting	John Barr
Senior Advisor, Baseball Operations	Tony Siegle
Senior Director of Baseball Operations, Pro Scouting	Jeremy Shelley
Director of Player Development	Fred Stanley
Director, Minor League Operations, Quantitative Analysis	Yeshayah Goldfarb
Senior Advisor, Scouting	Joe Lefebvre
Senior Advisor	Paul Turco
Senior Advisor, Scouting	Ed Creech
Senior Advisor, Scouting	Matt Nerland
Coordinator of Amateur Scouting	Doug Mapson
Special Assistant, Scouting	Matt Nerland
Director of Dominican Operations	Pablo Peguero
Coordinator of Pacific Rim Scouting	John Cox
Coordinator of Japan Operations	Shun Kakuzu
Senior Consultant, Player Personnel	Jack Hiatt
Special Assistant, Player Development	Joe Amalfitano
Special Assistant, Player Development	Jim Davenport
Coordinator of Video Operations	Danny Martin
Coordinator of Organizational Travel	Mike Scardino
Coordinator of Player Personnel Administration	Clara Ho
Coordinator of Medical Administration	Chrissy Yuen
Scouting Assistant	Adam Nieting
Minor League Operations Assistant	Eric Flemming
Director of Arizona Minor League Operations	Alan Lee
Arizona Minor League Operations Assistant	Gabriel Alvarez

Organization

2012 Flying Squirrels

2011: In Review

History & Records

Eastern League

SF Giants

General Info

SAN FRANCISCO GIANTS



San Francisco Giants' Media Relations Department

General Phone: (415) 972-2445

General Fax: (415) 947-2800

Stacy Slaughter , Sr. Vice President, Communications	(415) 972-1960
Maria Jacinto , Sr. Director of Broadcast Services	(415) 972-1960
Jim Moorehead , Sr. Director of Media Relations	(415) 972-2449
Matt Chisholm , Senior Media Relations Coordinator	(415) 972-2441
Eric Smith , Media Relations Assistant	(415) 972-2443
Shana Daum , Sr. Director of Public Affairs & Community Relations	(415) 972-2496

GIANTS' 40-MAN ROSTER (As of February 20th)

Pitchers	B/T	Ht	Wt	DOB
Jeremy Affeldt	L-L	6'4"	230	Jun 6, 1979
Madison Bumgarner	R-L	6'5"	225	Aug 1, 1989
Matt Cain	R-R	6'3"	230	Oct 1, 1984
Santiago Casilla	R-R	6'0"	220	Jul 25, 1980
Hector Correa	R-R	6'3"	165	Mar 18, 1988
Steve Edlefsen	S-R	6'2"	195	Jun 27, 1985
Tim Lincecum	L-R	5'11"	175	Jun 15, 1984
Javier Lopez	L-L	6'4"	220	Jul 11, 1977
Dan Otero	R-R	6'3"	205	Feb 19, 1985
Sergio Romo	R-R	5'10"	185	Mar 4, 1983
Dan Runzler	L-L	6'4"	235	Mar 30, 1985
Eric Surkamp	L-L	6'4"	190	Jul 16, 1987
Ryan Vogelsong	R-R	6'4"	215	Jul 22, 1977
Brian Wilson	R-R	6'2"	205	Mar 16, 1982
Barry Zito	L-L	6'2"	205	May 13, 1978



Catchers	B/T	Ht	Wt	DOB
Buster Posey	R-R	6'1"	220	Mar 27, 1987
Hector Sanchez	S-R	5'11"	235	Nov 17, 1989
Chris Stewart	R-R	6'4"	215	Feb 19, 1982
Eli Whiteside	R-R	6'2"	220	Oct 22, 1979



Infielders	B/T	Ht	Wt	DOB
Ehire Adrianza	S-R	6'0"	170	Aug 21, 1989
Brandon Belt	L-L	6'5"	220	Apr 20, 1988
Emmanuel Burriss	S-R	6'0"	205	Jan 17, 1985
Brandon Crawford	L-R	6'2"	215	Jan 21, 1987
Charlie Culberson	R-R	6'1"	200	Apr 10, 1989
Mike Fontenot	L-R	5'8"	165	Jun 9, 1980
Conor Gillaspie	L-R	6'1"	195	Jul 18, 1987
Aubrey Huff	L-R	6'4"	225	Dec 20, 1976
Brett Pill	R-R	6'4"	210	Sep 9, 1984
Freddy Sanchez	R-R	6'0"	200	Dec 21, 1977
Pablo Sandoval	S-R	5'11"	240	Aug 11, 1986
Angel Villalona	R-R	6'3"	200	Aug 13, 1990



Outfielders	B/T	Ht	Wt	DOB
Melky Cabrera	S-L	6'0"	200	Aug 11, 1984
Justin Christian	R-R	6'1"	190	Apr 3, 1980
Tyler Graham	R-R	6'0"	180	Jan 25, 1984
Roger Kieschnick	L-R	6'3"	215	Jan 21, 1987
Angel Pagan	S-R	6'2"	200	Jul 2, 1981
Francisco Peguero	R-R	5'11"	195	Jun 1, 1988
Nate Schierholtz	L-R	6'1"	205	Feb 15, 1984

***BOLD Indicates Former Richmond Flying Squirrels (11)

Organization

2012 Flying Squirrels

2011: In Review

History & Records

Eastern League

SF Giants

General Info



SAN FRANCISCO GIANTS

GIANTS' FIRST ROUND DRAFT PICKS OF THE DECADE

Year	Player	Pos	Rd	#	B/T	Ht	Wt	DOB
2011	Joe Panik	SS	1	29	L/R	6-1	195	10/30/90
2010	Gary Brown	OF	1	24	R/R	6-0	170	09/28/88
2009	Zachary Wheeler	RHP	1	6	R/R	6-3	180	05/30/90
2008	Gerald (Buster) Posey	C	1	5	R/R	6-1	205	03/27/87
2007	Madison Bumgarner	LHP	1	10	R/L	6-4	215	08/01/89
2006	Tim Lincecum	RHP	1	10	L/R	5-11	170	06/15/84
2005	Ben Copeland	OF	4	132	L/L	6-1	195	12/17/83
2004	Eddy Martinez-Esteve	OF	2	70	R/R	6-2	215	07/14/83
2003	David Aardsma	RHP	1	22	R/R	6-5	200	12/27/81
2002	Matt Cain	RHP	1	25	R/R	6-3	185	10/01/84
2001	Brad Hennessey	RHP	1	21	R/R	6-2	185	02/07/80

BOLD - Copeland and Martinez-Esteve were the first selection of the Giants in their respective draft years. The Giants did not have a first round selection in 2004 and didn't have a selection until the fourth round in 2005. Copeland and Martinez-Esteve are also the only two players to have never appeared in the big leagues with the exception of Zach Wheeler, Gary Brown and Joe Panik, the Giants 1st round selections in the last three drafts. Wheeler is no longer with the organization.



Organization

2012 Flying Squirrels

2011: In Review

Eastern League History & Records

SF Giants

General Info



SAN FRANCISCO GIANTS



GIANTS' 2011 DRAFT RESULTS

Name	Pos	B/T	Ht	Wt	DOB	Round	Pick#	Signed
Joe Panik	SS	L / R	6' 1"	195	10/30/1990	1	29	06/11/2011
Kyle Crick	RHP	L / R	6' 4"	220	11/30/1992	CA	49	07/19/2011
Andrew Susac	C	R / R	6' 1"	200	03/22/1990	2	86	08/15/2011
Efrin Oropesa	IB	L / R	6' 3"	225	12/15/1989	3	116	Unsigned
Bryce Bandilla	LHP	L / L	6' 4"	230	01/17/1990	4	147	07/19/2011
Christopher Marlowe	RHP	R / R	6' 0"	175	10/26/1989	5	177	08/20/2011
Joshua Osich	LHP	L / L	6' 3"	235	09/03/1988	6	207	08/15/2011
Raymond Black	RHP	R / R	6' 5"	225	06/26/1990	7	237	Unsigned
Jean Delgado	SS	R / R	5' 11"	150	02/05/1993	8	267	07/03/2011
Derek Law	RHP	R / R	6' 3"	218	09/14/1990	9	297	07/12/2011
Kentrell Hill	OF	R / R	6' 0"	180	10/27/1990	10	327	06/25/2011
Christian Diaz	OF	L / L	6' 1"	170	07/15/1993	11	357	07/03/2011
Kelby Tomlinson	SS	R / R	6' 2"	180	06/16/1990	12	387	06/24/2011
Adam Paulencu	RHP	R / R	6' 4"	205	11/17/1990	13	417	Unsigned
Garrett Buechele	3B	R / R	6' 0"	200	10/23/1989	14	447	06/19/2011
Tyler Leslie	RHP	R / R	6' 2"	190	10/27/1992	15	477	Unsigned
Clayton Blackburn	RHP	L / R	6' 3"	220	01/06/1993	16	507	06/30/2011
Paul Davis	RHP	R / R	6' 2"	210	01/29/1990	17	537	06/19/2011
Cristian Otero	SS	R / R	6' 0"	168	03/30/1993	18	567	Unsigned
Cody Hall	RHP	R / R	6' 4"	220	01/06/1988	19	597	06/16/2011
Mitchell Beacom	LHP	L / L	6' 8"	260	07/04/1989	20	627	Unsigned
Andrew Triggs	RHP	R / R	6' 4"	210	03/16/1989	21	657	Unsigned
Cameron McVey	RHP	R / R	6' 5"	205	10/18/1988	22	687	Unsigned
Jonathan Jones	3B	R / R	6' 4"	205	02/15/1992	23	717	07/19/2011
Keith Bilodeau	RHP	R / R	6' 4"	195	09/17/1989	24	747	08/02/2011
Demondre Arnold	RHP	R / R	6' 3"	208	03/18/1992	25	777	06/25/2011
Joseph Biagini	RHP	R / R	6' 4"	215	05/29/1990	26	807	Unsigned
Jack Snodgrass	LHP	L / L	6' 6"	216	12/10/1987	27	837	06/16/2011
Tyler Mizenko	RHP	R / R	6' 1"	200	04/09/1990	28	867	Unsigned
Eldred Barnett	OF	R / R	6' 1"	190	05/02/1989	29	897	06/19/2011
David Fischer	RHP	R / R	6' 5"	175	04/10/1990	30	927	Unsigned
Phil McCormick	LHP	L / L	6' 1"	184	09/07/1988	31	957	06/16/2011
Michael Mergenthaler	OF	L / L	6' 4"	210	01/06/1989	32	987	Unsigned
Brock Bennett	C	R / R	5' 10"	165	04/01/1988	33	1017	Unsigned
Ben Thomas	IB	L / L	6' 1"	240	06/03/1989	34	1047	06/19/2011
Shawn Payne	2B	R / R	6' 1"	190	07/13/1989	35	1077	06/16/2011
Austin Lubinsky	LHP	R / R	6' 1"	205	05/02/1990	36	1107	Unsigned
Michael Williams	C	R / R	6' 2"	210	04/30/1990	37	1137	Unsigned
Brian Nicholson	IB	L / L	6' 2"	225	10/31/1989	38	1167	06/19/2011
Ryan Holland	LHP	L / L	6' 1"	218	09/05/1988	39	1197	Unsigned
Alan Garcia	LHP	R / R	6' 4"	223	12/25/1990	40	1227	Unsigned
Steven Neff	LHP	L / L	6' 2"	195	02/24/1989	41	1257	08/05/2011
Danny Sandbrink	LHP	R / R	6' 2"	195	06/23/1989	42	1287	06/19/2011
Drew Stiner	C	R / R	6' 1"	200	09/05/1992	43	1317	08/04/2011
Travious Relaford	SS	R / R	5' 11"	160	05/13/1992	44	1347	Unsigned
Brian Maloney	LHP	L / L	6' 0"	176	10/04/1988	45	1377	06/19/2011
Elliott Blair	OF	R / R	6' 1"	181	02/03/1988	46	1407	06/19/2011
Marc Frazier	IB	L / R	6' 1"	195	02/20/1993	47	1437	Unsigned
Jacob Smith	LHP	R / R	6' 4"	190	06/02/1990	48	1467	Unsigned
Benjamin Sosnick	2B	R / R	6' 1"	175	05/04/1993	49	1497	Unsigned
Waldyvan Estrada	OF	R / R	6' 0"	170	12/11/1993	50	1526	Unsigned

BOLD - Indicates player that did not sign with the Giants before the signing deadline of August 16, 2011

Organization
2012 Flying Saquiras
2011: In Review
History & Records
Eastern League
SF Giants
General Info



SAN FRANCISCO GIANTS

2011 OVERALL ORGANIZATIONAL MINOR LEAGUE STANDINGS

Rank	Organization	W	L	PCT	Rank	Organization	W	L	PCT
1	Texas Rangers	431	332	.565	16	New York Mets	450	453	.498
2	Los Angeles Dodgers	414	349	.543	17	Tampa Bay Rays	450	455	.497
3	San Francisco Giants	411	352	.539	18	Colorado Rockies	389	397	.495
4	Philadelphia Phillies	437	400	.522	19	Florida Marlins	375	383	.495
5	St. Louis Cardinals	428	399	.518	20	New York Yankees	412	422	.494
6	Toronto Blue Jays	430	405	.515	21	Kansas City Royals	408	418	.494
7	San Diego Padres	393	370	.515	22	Boston Red Sox	376	392	.490
8	Cleveland Indians	392	369	.515	23	Minnesota Twins	372	387	.490
9	Oakland Athletics	392	370	.514	24	Arizona Diamondbacks	409	429	.488
10	Pittsburgh Pirates	429	409	.512	25	Baltimore Orioles	374	394	.487
11	Washington Nationals	387	370	.511	26	Seattle Mariners	437	467	.483
12	Chicago Cubs	421	409	.507	27	Atlanta Braves	356	400	.471
13	Los Angeles Angels	386	376	.507	28	Detroit Tigers	390	445	.467
14	Cincinnati Reds	420	415	.503	29	Milwaukee Brewers	355	406	.466
15	Chicago White Sox	386	386	.500	30	Houston Astros	337	488	.408

2011 GIANTS' SYSTEM BREAKDOWN

COMPOSITE RECORD BREAKDOWN: The Giants graduated much of their top-level talent to the Major Leagues, but still managed to finish third amongst all organizations in overall minor league record. Due to injuries and departures, Fresno struggled to a record of 65-79. The Grizzlies were the only full-season Giants' affiliate not to post a winning record or make the postseason. The Squirrels made their first playoff appearance, while San Jose (A+) and Augusta (A) also qualified. The AZL Giants highlighted the low-levels, dominating with a record of 41-15.

	W	L	PCT
Fresno Grizzlies (AAA)	65	79	.451
Richmond Flying Squirrels (AA)	76	66	.535
San Jose Giants (A+)	90	50	.643
Augusta GreenJackets (A)	70	68	.507
Salem-Keizer Volcanoes (A-)	34	42	.447
AZL Giants (R)	41	15	.732
DSL Giants (R)	35	32	.522
TOTAL	411	352	.539

PLAYOFF REVIEW:

Richmond: The Squirrels earned a wild-card berth on the final day of the regular season. A tropical storm then forced the entire Western Divisional Series to Richmond where the Squirrels swept the Harrisburg Senators in three games. They claimed Game 1 of the ELCS, but succumbed to the New Hampshire Fisher Cats in the next three games to lose the series to Toronto's Double-A entrant.

San Jose: Led by former Squirrels' skipper Andy Skeels, San Jose posted a staggering 51-19 first-half record and easily claimed the first-half title. However, promotions to Richmond ravaged the Giants, and they stumbled toward the postseason. The Stockton Ports were waiting in the playoffs, and brushed aside San Jose's bid for a third consecutive title in the Divisional round.

Augusta: The GreenJackets recovered from a 5th place first-half showing to claim the second-half title in the Southern Division. They couldn't carry that momentum into the playoffs however, as they dropped a best-of-three series to Savannah two-games-to-one.

AZL Giants: For the third straight season, Mike Goff led the AZL Giants to the top of the AZL's East Division, and did so by 13 games. The Giants avenged a 2010 loss to the AZL Reds in a one-game playoff, but fell to the AZL Dodgers in the league championship game, 4-2.

MINOR LEAGUE POSTSEASON ALL-STAR SELECTIONS:

Fresno: None

Richmond: LHSP - Eric Surkamp

San Jose: C - Tommy Joseph, OF - Gary Brown, SP - Craig Westcott

Augusta: 3B - Adam Duvall, RHP - Shawn Sanford

Salem-Keizer: SS - Joe Panik, OF - Brett Krill, OF - Jesus Galindo

MINOR LEAGUE ALL-STAR GAME SELECTIONS:

Fresno: Andrew Kown

Richmond: Eric Surkamp, Justin Fitzgerald, Johnny Monell, Charlie Culberson, Roger Kieschnick

San Jose: Chris Heston, Craig Westcott, Heath Hembree, Kelvin Marte, Zack Wheeler, Gary Brown

Augusta: Shawn Sanford, Stephen Harrold, Taylor Rogers, Carlos Willoughby, Adam Duvall

XM ALL-STAR FUTURES GAME SELECTIONS: Gary Brown (U.S.)

POSTSEASON AWARDS:

Joe Panik - Northwest League Most Valuable Player, Shawn Sanford - South Atlantic League Most Outstanding Pitcher

Organization

2011 Flying Squirrels

2011: In Review

History & Records

Eastern League

SF Giants

General Info



SAN FRANCISCO GIANTS



GIANTS' 2011 ORGANIZATIONAL BREAKDOWN

2011 TEAM BATTING STATISTICS

Team	AVG	AB	R	H	HR	BB	SO	SB	CS
AZL Giants	.296	2027	412	600	51	198	444	75	30
San Jose	.278	4941	814	1372	139	493	1059	129	41
Fresno	.277	4924	735	1362	143	509	975	209	66
Salem-Keizer	.277	2601	405	721	54	253	544	126	38
Augusta	.248	4676	612	1159	86	510	1085	109	60
Richmond	.247	4682	574	1155	83	348	1068	105	49

2011 TEAM PITCHING STATISTICS

Team	W-L	ERA	H	CSHO	SV	HR	BB	SO
Richmond	76-66	3.46	1160	3	9	37	85	467
Augusta	70-68	3.70	1171	1	7	35	66	455
San Jose	90-50	3.70	1212	1	14	48	106	471
AZL Giants	41-15	4.34	514	0	2	20	21	196
Salem-Keizer	34-42	4.85	726	0	5	12	39	270
Fresno	65-79	5.03	1419	2	4	40	141	550

2011 BATTING TOP-10

Player	Club	AVG	G	AB	R	H	HR	RBI
Sim, Eric	AZL	.352	43	145	30	51	6	37
Panik, Joe	SK	.341	69	270	49	92	6	54
Brown, Gary	SJ	.336	131	559	115	188	14	80
Murray, Mike	SK	.326	63	242	29	79	6	48
Gonzalez, Edgar	FRE	.315	137	505	69	159	14	82
Pill, Brett	FRE	.312	133	536	82	167	25	107
Krill, Brett	SK	.304	52	207	38	63	6	43
Lollis, Ryan	RIC	.303	97	356	58	108	2	43
Gillaspie, Conor	FRE	.297	124	428	63	127	11	61
Christian, Justin	FRE	.294	137	510	103	150	14	7

2011 PITCHING TOP-10

Pitcher	Club	W-L	ERA	IP	H	BB	SO
Surkamp, Eric	FRE	11-4	1.94	148.1	114	45	170
Gregorio, Joan	GIA	3-0	2.32	50.1	43	16	43
Sanford, Shawn	AUG	10-10	2.55	169.2	143	30	107
Rogers, Taylor	AUG	12-10	2.91	154.2	136	38	86
Heston, Chris	SJ	12-4	3.16	151.0	144	40	131
Reichard, Andy	SJ	9-4	3.38	112.0	115	25	61
Westcott, Craig	SJ	13-4	3.42	155.1	155	33	87
Marte, Kelvin	SJ	12-6	3.47	147.2	158	47	84
Fitzgerald, Justin	RIC	9-9	3.51	146.1	147	55	111
Roibal, Reinier	SK	1-4	3.74	67.1	82	17	58

* Minimum 2.7 PA per/team game

* Minimum 0.8 IP per/team game

ADDITIONAL 2011 GIANTS' ORGANIZATIONAL LEADERS

HOME RUNS

Pill, Brett	Fresno	25
Eldred, Brad	Fresno	23
Duvall, Adam	Augusta	22
Joseph, Tommy	San Jose	22
Dominguez, Chris	Richmond	18

WINS

Westcott, Craig	San Jose	13
Heston, Chris	San Jose	12
Marte, Kelvin	San Jose	12
Rogers, Taylor	Augusta	12
Surkamp, Eric	Fresno	11

RBI

Pill, Brett	Fresno	107
Joseph, Tommy	San Jose	95
Cavan, Ryan	San Jose	90
Duvall, Adam	Augusta	87
Dominguez, Chris	Richmond	85

SAVES

Hembree, Heath	Richmond	38
Kroon, Marc	Fresno	20
Harrold, Stephen	San Jose	16
Otero, Dan	Fresno	13
Stoffel, Jason	Richmond	13

STOLEN BASES

Graham, Tyler	Fresno	60
Christian, Justin	Fresno	54
Brown, Gary	San Jose	53
Galindo, Jesus	Salem-Keizer	47
Willoughby, Carlos	Augusta	33

STRIKEOUTS

Surkamp, Eric	Fresno	170
Yourkin, Matt	Fresno	145
Verdugo, Ryan	Richmond	133
Heston, Chris	San Jose	131
Fitzgerald, Justin	Richmond	111

2012 MEDIA & INFORMATION GUIDE



133

Organization

2012 Flying Squinners

2011: In Review

History & Records

Eastern League

SF Giants

General Info



SAN FRANCISCO GIANTS

Organization

2012 Flying Squirrels

2011: In Review

History & Records

Eastern League

SF Giants

General Info



GRIZZLIES

Chukchansi Park
1800 Tulare Street
Fresno, CA 93721
Phone: (559) 320-4487
Fax: (559) 264-0795
www.fresnogrizzlies.com



MARIANO



2012 Fresno Grizzlies Field Staff

Manager Bob Mariano
Pitching Coach Pat Rice
Hitting Coach Russ Morman
Athletic Trainer Eric Ortega

The Fresno Grizzlies will have a new look at the top for the first time in three seasons as Bob Mariano swaps roles with two-year skipper Steve Decker. Decker will assume the job previously held by Mariano as Giants minor league hitting coordinator. The Grizzlies will look to rebound from a 65-79 season built with the core of the 2011 Flying Squirrels.

2011 Fresno Grizzlies

Pacific Coast League Standings

Pacific Southern Division	W	L	PCT	GB
Sacramento River Cats	88	56	.611	-
Las Vegas 51s	71	73	.493	17.0
Fresno Grizzlies	65	79	.451	23.0
Tucson Padres	65	79	.451	23.0

2011 Playoffs

Did Not Qualify

2011 Team Leaders

(***Minimum 300 TPA or 75 IP)

AVG:	Edgar Gonzalez (.315)***
HR:	Brett Pill (25)
RBI:	Brett Pill (107)
RUNS:	Tyler Graham, Brett Pill (66)
HITS:	Brett Pill (167)
W:	Matt Yourkin, Andrew Kown (10)
L:	Shane Loux (12)
SV:	Marc Kroon (20)
ERA:	Andrew Kown (4.48)***
IP:	Shane Loux (179.1)

Team Information

Ballpark:.....Chukchansi Park (12,500)
Ballpark Opened:.....2002
Ownership:.....Fresno Baseball, LLC
General Manager:.....Andrew Steubner
Director of Broadcasting:.....Doug Greenwald
Director of Media Relations:.....Chris Kutz

League:.....Pacific Coast (AAA)
Division:.....Pacific Southern
First Year:.....1998
Giants Affiliate Since:.....1998
2011 Record (Place):.....65-79 (T-3rd)



SAN FRANCISCO GIANTS



FRESNO GRIZZLES 2011 FINAL BATTING STATISTICS

BATTERS	AVG	G	AB	R	H	2B	3B	HR	RBI	BB	IBB	SO	SB	CS	OBP	SLG	OPS	E
Belt, Brandon	.309	49	165	32	51	12	0	8	32	42	2	47	4	4	.448	.527	.975	6
Bond, Brock	.246	19	57	6	14	1	2	0	3	7	0	8	1	2	.338	.333	.672	2
Burrell, Pat	.000	2	5	0	0	0	0	0	0	0	0	2	0	0	.000	.000	.000	1
Burris, Emmanuel	.297	45	175	31	52	8	1	2	10	22	1	19	24	5	.386	.389	.775	6
Christian, Justin	.338	64	237	57	80	20	3	10	41	35	0	31	36	3	.428	.574	1.002	4
Crawford, Brandon	.234	29	107	13	25	5	1	1	9	9	1	20	5	2	.291	.327	.618	6
Cuevas, Jose	.133	4	15	1	2	0	0	0	1	1	0	1	0	0	.188	.133	.321	0
DeRosa, Mark	.310	11	42	6	13	1	0	0	3	0	0	8	0	0	.310	.333	.643	3
Downing, Kaohi	.125	3	8	0	1	0	0	0	0	1	0	4	0	0	.222	.125	.347	0
Eldred, Brad	.278	111	371	61	103	23	2	23	57	34	1	94	9	4	.351	.536	.887	11
Evans, Terry	.232	39	95	9	22	7	0	1	11	9	0	26	8	0	.311	.337	.648	0
Fontenot, Mike	.219	10	32	5	7	0	0	1	3	5	0	4	0	0	.324	.313	.637	0
Ford, Darren	.211	18	71	10	15	2	0	2	7	4	0	23	10	0	.263	.324	.587	1
Gillaspie, Connor	.297	124	428	63	127	22	6	11	61	66	0	79	9	9	.389	.453	.842	11
Gonzalez, Edgar	.315	137	505	69	159	30	0	14	82	51	0	73	14	6	.378	.457	.835	18
Graham, Tyler	.273	127	414	82	113	18	3	1	31	31	0	80	60	12	.337	.338	.675	5
Hall, Bill	.274	31	113	17	31	9	0	7	20	9	1	36	0	0	.328	.404	.686	7
Honeycutt, Ryan	.500	2	6	2	3	0	0	0	0	0	0	0	0	0	.500	500	1.000	0
Ishikawa, Travis	.251	56	175	21	44	14	0	3	18	29	4	54	3	1	.368	.383	.751	6
LaTorre, Tyler	.262	52	107	13	28	7	0	4	22	10	1	23	1	0	.331	.439	.770	1
Liles, Nick	.417	3	12	0	5	1	0	0	1	1	0	3	1	0	.462	.500	.962	0
Lormand, Ryan	.161	26	31	2	5	0	0	0	3	1	0	12	3	1	.188	.161	.349	3
Mergenthaler, Michael	.000	1	1	0	0	0	0	0	0	0	0	0	0	0	.000	.000	.000	0
Neal, Thomas	.295	60	220	35	65	13	3	2	25	13	0	50	7	6	.351	.409	.761	2
Noonan, Nick	.297	13	37	6	11	0	0	1	4	4	0	2	1	0	.366	.378	.744	1
Pill, Brett	.312	133	536	82	167	36	3	25	107	25	1	54	6	6	.341	.530	.871	11
Ramirez, Max	.318	48	148	24	47	11	1	10	29	14	1	34	0	0	.388	.608	.996	6
Ramirez, Max	.278	83	266	38	74	15	1	13	48	21	1	58	0	0	.334	.489	.823	7
Rohlinger, Ryan	.174	33	121	22	21	4	0	5	16	19	1	14	2	1	.294	.331	.624	8
Ross, Cody	.500	2	6	1	3	1	0	0	2	2	0	1	0	0	.625	.667	1.292	0
Sanchez, Hector	.261	46	153	15	40	9	0	1	26	13	2	22	0	1	.315	.340	.655	2
Sandoval, Pablo	.278	5	18	4	5	0	0	2	7	2	0	0	0	0	.318	.611	.929	0
Simmons, James	.228	27	57	6	13	0	0	3	6	3	0	25	0	0	.279	.386	.665	2
Stewart, Chris	.221	33	95	9	21	5	0	0	10	11	0	16	3	1	.312	.274	.586	1
Torres, Andres	.273	13	55	10	15	2	2	4	11	6	0	13	1	0	.355	.600	.955	2
Villegas, Ydwin	.143	17	21	0	3	0	0	0	1	2	0	5	0	0	.217	.143	.360	2
Williams, Jackson	.184	56	125	13	23	3	0	1	12	17	1	36	0	2	.288	.232	.520	4
Yarrow, Stephen	.333	2	6	1	2	0	0	0	2	0	0	3	0	0	.429	.333	.762	0
Team Total	.277	144	4924	735	1362	264	27	143	682	509	17	975	209	66	.350	.428	.778	144

FRESNO GRIZZLES 2011 FINAL PITCHING STATISTICS

PITCHERS	W	L	ERA	G	GS	CG	SHO	SV	SVO	IP	H	R	ER	HR	HB	BB	SO	AVG
Banks, Josh	5	6	7.27	19	12	0	0	0	0	78.0	113	70	63	12	0	22	50	.338
Cailla, Santiago	0	0	1.80	4	0	0	0	0	0	5.0	3	1	1	1	1	1	4	1.88
Daigle, Casey	2	0	5.97	36	0	0	0	2	3	37.2	45	26	25	3	5	17	39	.290
Dowdy, Justin	2	6	5.44	36	1	0	0	1	3	44.2	36	29	27	4	3	32	39	.224
Eddiefsen, Steve	2	4	5.66	32	0	0	0	1	5	41.1	50	28	26	2	2	19	29	.313
Eldred, Brad	0	0	0.00	1	0	0	0	0	0	1.2	2	0	0	0	0	0	0	.286
Espineli, Geno	3	5	5.80	31	4	0	0	0	1	54.1	71	42	35	7	2	28	29	.317
Espineli, Geno	3	5	6.83	34	4	0	0	0	1	56.2	82	51	43	9	2	30	34	.339
Hinshaw, Alex	0	0	9.00	13	0	0	0	0	0	10.0	15	10	10	0	0	11	11	.366
Joaquin, Waldis	2	2	3.44	35	0	0	0	1	2	49.2	53	26	19	5	4	23	27	.279
King, Aaron	0	1	7.71	3	0	0	0	0	0	4.2	4	6	4	2	0	7	3	.222
Kown, Andrew	10	9	4.48	25	25	0	0	0	0	136.2	142	75	68	15	6	52	103	.272
Kroon, Marc	2	5	5.11	49	0	0	0	20	24	49.1	48	30	28	8	2	33	52	.255
LaTorre, Tyler	0	0	4.50	2	0	0	0	0	0	2.0	2	1	1	0	0	1	0	.286
Lofgren, Chuck	0	1	15.00	1	1	0	0	0	0	3.0	5	5	5	0	0	6	0	.417
Loux, Shane	8	12	4.67	28	28	1	1	0	0	179.1	202	101	93	19	14	41	84	.289
Machi, Jean	1	1	9.00	3	0	0	0	0	1	4.0	5	4	4	1	0	0	6	.294
Maday, Daryl	0	2	7.07	3	3	0	0	0	0	14.0	25	15	11	3	1	7	7	.259
Mathis, Doug	0	4	3.60	13	13	0	0	0	0	65.0	65	33	26	5	3	31	54	.239
Matos, Osiris	0	0	1.93	6	0	0	0	0	0	9.1	8	2	2	0	0	3	5	.242
Mixon, David	0	0	8.53	7	0	0	0	1	1	12.2	18	13	12	0	2	7	7	.340
Munter, Scott	1	0	2.76	10	1	0	0	0	1	16.1	15	8	5	2	0	11	20	.231
Munter, Scott	4	3	5.92	47	1	0	0	0	2	62.1	70	48	41	5	0	42	62	.283
Otero, Dan	2	3	3.25	33	0	0	0	12	15	36.0	38	15	13	4	0	7	36	.264
Ray, Ronnie	4	2	4.85	35	1	0	0	1	7	52.0	44	35	28	5	6	28	33	.222
Rodriguez, Wilmin	0	0	9.00	7	0	0	0	0	2	7.0	10	7	7	0	0	6	5	.345
Romero, Felix	0	4	6.34	33	7	0	0	1	2	61.0	84	50	43	8	1	31	55	.327
Runzler, Dan	2	3	3.98	17	10	0	0	0	0	52.0	47	32	23	2	3	32	59	.237
Sanchez, Jonathan	1	0	3.27	2	2	0	0	0	0	11.0	10	4	4	1	0	5	13	.256
Sosa, Henry	3	1	10.41	17	0	0	0	0	0	23.1	39	30	27	3	5	17	21	.371
Stevenson, Jason	1	0	5.56	2	2	0	0	0	0	11.1	13	7	7	4	0	5	9	.295
Vessella, Tom	0	0	0.00	1	0	0	0	0	0	0.1	0	0	0	0	0	0	0	.000
Villegas, Ydwin	0	0	9.00	1	0	0	0	0	0	1.0	2	1	1	0	0	1	0	.400
Vogelsong, Ryan	2	0	1.59	2	2	0	0	0	0	11.1	8	3	2	1	0	5	17	.195
Yourkin, Matt	10	8	4.69	29	29	0	0	0	0	167.0	187	94	87	24	0	56	145	.284
Zito, Barry	2	0	2.55	3	3	1	1	0	0	17.2	10	5	5	1	0	5	17	.167
Team Total	65	79	5.03	144	144	2	4	40	67	1269.2	1419	808	710	141	60	550	981	.284

Organization

2012 Flying Squirrels

2011: In Review

History & Records

Eastern League

SF Giants

General Info



SAN FRANCISCO GIANTS

Organization

2012 Flying Squirrels

2011: In Review

History & Records

Eastern League

SF Giants

General Info



GIANTS

Municipal Stadium
588 East Alma Avenue
San Jose, CA 95112
Phone: (408) 297-1435
Fax: (408) 297-1453
www.sjgiants.com



SKEELS



2012 San Jose Giants Field Staff

Manager Andy Skeels
Pitching Coach Steve Kline
Hitting Coach Gary Davenport
Athletic Trainer David Getsoff

Returning to San Jose in 2011 after a season with the Squirrels in 2010, Skeels guided the Giants to a blistering start in the first half. San Jose posted a 51-19 record in the half, claiming a playoff spot. Skeels and the Giants were eliminated in the Divisional round of the playoffs, failing in their bid for a third consecutive California League title. They look to make it three in four years in 2012.

2011 San Jose Giants

California League Standings

Northern Division	W	L	PCT	GB
San Jose Giants	90	50	.643	-
Stockton Ports	75	65	.536	15.0
Modesto Nuts	74	66	.529	16.0
Bakersfield Blaze	66	74	.471	24.0
Visalia Rawhide	63	77	.450	27.0

2011 Playoffs

Lost to Stockton Ports in Divisional Playoffs (2-1)

2011 Team Leaders

(***Minimum 300 TPA or 75 IP)

AVG:	Gary Brown (.336)***
HR:	Tommy Joseph (22)
RBI:	Tommy Joseph (95)
RUNS:	Gary Brown (115)
HITS:	Gary Brown (188)
W:	Craig Westcott (13)
L:	Kelvin Marte (6)
SV:	Heath Hembree (21)
ERA:	Chris Heston (3.16)***
IP:	Craig Westcott (155.1)

Team Information

Ballpark:..... San Jose Municipal Stadium (4,200)
Ballpark Opened:..... 1941
Ownership:..... Progress Sports Management
COO/General Manager:..... Mark Wilson
Director of Broadcasting:..... Joe Ritzo
Director of Media Relations:..... Joe Ritzo

League:..... California (A)
Division:..... North
First Year:..... 1942
Giants Affiliate Since:..... 1988
2011 Record (Place):..... 90-50 (1st)



BROWN



SAN FRANCISCO GIANTS



SAN JOSE GIANTS 2011 FINAL BATTING STATISTICS

BATTERS	AVG	G	AB	R	H	2B	3B	HR	RBI	BB	IBB	SO	SB	CS	OBP	SLG	OPS	E
Adrianza, Ehire	.300	56	230	34	69	24	3	3	27	23	0	46	5	1	.375	.470	.845	10
Anders, Luke	.246	106	378	62	93	24	2	13	50	41	1	91	1	1	.326	.423	.750	12
Belt, Brandon	.462	4	13	3	6	1	0	0	4	5	0	1	1	0	.611	.538	1.150	0
Brown, Gary	.336	131	559	115	188	34	13	14	80	46	1	77	53	19	.407	.519	.925	3
Burg, Alex	.298	72	262	49	78	24	0	14	45	28	0	80	2	3	.369	.550	.919	10
Burrell, Pat	.375	2	8	0	3	0	0	0	2	0	0	1	0	0	.375	.375	.750	0
Cavan, Ryan	.270	130	508	86	137	38	5	12	90	64	1	92	10	4	.352	.435	.787	5
Ciriaco, Juan	.274	43	124	23	34	9	3	0	20	12	0	19	5	0	.333	.395	.728	7
Crawford, Brandon	.322	14	59	14	19	5	1	3	15	9	0	13	0	0	.412	.593	1.005	0
DeRosa, Mark	.400	2	5	2	2	1	0	0	0	1	0	1	0	0	.500	.600	1.100	0
Dominguez, Chris	.291	63	258	40	75	10	1	11	40	18	0	73	8	2	.337	.465	.802	13
Fairley, Wendell	.245	60	208	28	51	7	1	2	21	20	1	39	3	1	.329	.317	.646	2
Flores, Jose	.233	52	180	23	42	9	0	2	21	25	0	35	0	0	.327	.317	.644	7
Haney, Bobby	.244	14	41	4	10	2	0	0	3	6	0	11	0	0	.340	.293	.633	2
Joseph, Tommy	.270	127	514	80	139	33	2	22	95	29	0	102	1	0	.317	.471	.787	9
Jurica, Carter	.250	55	180	36	45	12	0	4	23	25	0	44	5	2	.355	.383	.739	14
LaTorre, Tyler	.263	6	19	4	5	2	0	0	3	3	0	3	0	0	.391	.368	.760	0
Liles, Nick	.281	78	288	30	81	16	2	2	37	17	0	38	6	0	.317	.372	.689	1
Lollis, Ryan	.255	14	51	12	13	2	0	0	5	4	0	9	0	0	.333	.294	.627	1
Navarro, Jesus	.000	3	6	0	0	0	0	0	0	0	0	4	0	0	.000	.000	.000	0
Noonan, Nick	.246	28	122	14	30	6	1	1	16	12	0	18	1	2	.311	.336	.647	7
Parker, Jarrett	.253	127	486	81	123	25	3	13	61	74	1	144	20	5	.360	.397	.757	10
Peguero, Francisco	.324	16	68	12	22	2	0	2	9	7	0	8	4	0	.387	.441	.828	1
Sanchez, Hector	.302	52	212	31	64	14	1	11	58	11	1	49	0	1	.338	.533	.871	4
Sandoval, Pablo	.000	1	3	1	0	0	0	0	0	0	1	0	0	0	.000	.000	.000	1
Simmons, James	.270	49	159	30	43	6	2	10	27	13	0	60	4	0	.329	.522	.851	4
Team Total	.278	140	4941	814	1372	306	40	139	752	493	6	1059	129	41	.350	.440	.790	139

SAN JOSE GIANTS 2011 FINAL PITCHING STATISTICS

PITCHERS	W	L	ERA	G	GS	CG	SHO	SV	SVO	IP	H	R	ER	HR	HB	BB	SO	AVG
Casilla, Jose	0	4	9.49	11	0	0	0	1	2	12.1	17	13	13	1	0	6	4	.354
Casilla, Santiago	0	0	0.00	2	2	0	0	0	0	3.0	3	0	0	0	0	2	1	.273
Ciriaco, Juan	0	1	27.00	2	0	0	0	0	0	1.0	4	3	3	1	0	2	0	.571
Correa, Hector	3	1	1.93	20	0	0	0	2	4	42.0	20	11	9	4	0	12	37	.141
Dunning, Jake	6	3	4.74	41	7	0	0	10	11	76.0	86	42	40	7	6	24	71	.294
Dunnington, Jacob	2	1	2.82	16	0	0	0	1	2	22.1	13	8	7	1	1	10	31	.167
Gloor, Chris	1	0	0.00	1	0	0	0	0	0	2.1	1	0	0	0	0	1	5	.143
Harrold, Stephen	1	0	5.48	19	0	0	0	0	1	23.0	24	14	14	3	0	13	24	.261
Hembree, Heath	0	0	0.73	26	0	0	0	21	23	24.2	16	2	2	1	1	12	44	.182
Heston, Chris	12	4	3.16	24	24	1	0	0	0	151.0	144	64	53	10	8	40	131	.259
King, Aaron	0	0	4.76	2	0	0	0	0	0	5.2	3	3	3	2	1	5	4	.176
Lively, Mitch	3	3	1.46	38	0	0	0	8	9	49.1	33	13	8	3	0	18	52	.190
Lofgren, Chuck	2	0	3.68	18	2	0	0	1	1	29.1	21	12	12	3	0	15	24	.198
Main, Michael	2	4	6.84	22	8	0	0	0	0	52.2	62	45	40	11	6	36	46	.295
Marte, Kelvin	12	6	3.47	25	25	0	0	0	0	147.2	158	67	57	11	6	47	84	.280
Matos, Osiris	0	0	2.25	4	0	0	0	1	1	4.0	5	1	1	0	0	1	4	.313
Mixon, David	5	1	2.59	10	7	0	0	1	1	48.2	45	16	14	2	3	6	42	.245
Proszek, Addison	0	1	6.75	7	0	0	0	0	0	9.1	7	7	7	0	0	5	9	.206
Quirarte, Edwin	2	1	2.13	12	0	0	0	1	2	12.2	15	5	3	2	1	1	14	.273
Reichard, Andy	9	4	3.38	28	15	0	0	0	0	112.0	115	49	42	12	2	25	61	.269
Ronick, Ari	3	1	3.56	45	0	0	0	1	2	60.2	51	28	24	4	6	36	54	.228
Sanchez, Jonathan	0	0	20.25	1	1	0	0	0	0	2.2	6	6	6	1	0	2	3	.429
Surkamp, Eric	1	0	0.00	1	1	0	0	0	0	6.0	4	0	0	0	0	1	5	.190
Valdez, Jose	1	0	6.98	35	0	0	0	0	0	38.2	47	31	30	4	2	34	44	.307
Vessella, Tom	3	4	4.57	18	5	0	0	0	0	45.1	55	27	23	2	2	26	30	.314
Westcott, Craig	13	4	3.42	25	24	0	0	0	0	155.1	155	67	59	11	5	33	87	.262
Wheeler, Zack	7	5	3.99	16	16	0	0	0	0	88.0	74	44	39	7	4	47	98	.224
Wilson, Chris	0	1	2.35	10	0	0	0	0	1	15.1	13	5	4	1	0	6	15	.224
Zito, Barry	2	1	2.53	3	3	0	0	0	0	21.1	15	7	6	2	2	5	19	.205
Team Total	90	50	3.70	140	140	1	14	48	60	1262.1	1212	590	519	106	56	471	1043	.255

Organization

2012 Flying Squirrels

2011: In Review

History & Records Eastern League

Sf Giants

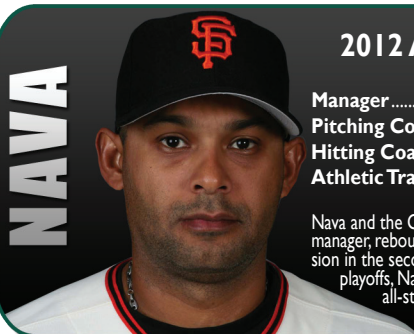
General Info



GREENJACKETS

Lake Olmstead Stadium
78 Milledge Road
Augusta, GA 30904
Phone: (706) 736-7889
Fax: (706) 736-1122

www.greenjacketsbaseball.com



NAVA

2012 Augusta GreenJackets Field Staff

Manager Lipso Nava
Pitching Coach Mike Caldwell
Hitting Coach Nestor Rojas
Athletic Trainer Garrett Havig

Nava and the GreenJackets survived a turbulent beginning to his first season as manager, rebounding from a 5th place first-half finish to claim the Southern Division in the second half and advance to the postseason. Although they lost in the playoffs, Nava was credited with guiding the progress of five midseason all-stars. With a retooled staff, Nava returns for his second season.

2011 Augusta GreenJackets

South Atlantic League Standings (Overall)

Southern Division	W	L	PCT	GB
Savannah Sand Gnats	79	60	.568	-
Greenville Drive	78	62	.557	1.5
Augusta GreenJackets	70	68	.507	8.5
Asheville Tourists	69	70	.496	10.0
Rome Braves	60	80	.429	19.5
Lexington Legends	59	79	.428	19.5
Charleston RiverDogs	55	85	.393	24.5

2011 Playoffs

Lost to Savannah Sand Gnats in Divisional Round (2-1)

2011 Team Leaders

(***Minimum 300 TPA or 75 IP)

AVG: Ryan Lollis (.314)***
HR: Adam Duvall (22)
RBI: Adam Duvall (87)
RUNS: Adam Duvall (69)
HITS: Adam Duvall (123)

W: Taylor Rogers (12)
L: Three Pitchers Tied (10)
SV: Stephen Harrold (16)
ERA: Shawn Sanford (2.55)***
IP: Shawn Sanford (169.2)

Team Information

Ballpark: Lake Olmstead Stadium (4,822)
Ballpark Opened: 1995
Ownership: Ripken Professional Baseball
COO/General Manager: Nick Brown
Director of Broadcasting: Eric Little
Director of Media Relations: Eric Little

League: South Atlantic (A)
Division: Southern
First Year: 1988
Giants Affiliate Since: 2005
2011 Record (Place): 70-68 (3rd)



DUVALL

SAN FRANCISCO GIANTS



AUGUSTA GREENJACKETS 2011 FINAL BATTING STATISTICS

BATTERS	AVG	G	AB	R	H	2B	3B	HR	RBI	BB	IBB	SO	SB	CS	OBP	SLG	OPS	E
Adrianza, Ehire	.231	38	143	18	33	10	1	3	17	18	0	32	3	2	.315	.378	.692	8
Arnold, Jeff	.213	80	268	30	57	16	0	6	23	25	1	80	2	0	.293	.340	.633	3
Biery, Drew	.280	19	75	9	21	3	0	4	13	8	0	16	0	1	.353	.480	.833	1
Burkhardt, Daniel	.217	13	46	5	10	2	0	0	1	3	0	17	0	1	.265	.261	.526	3
Campbell, Raynor	.226	70	243	31	55	12	1	7	29	28	0	71	12	5	.313	.370	.683	8
Duvall, Adam	.285	116	431	69	123	30	4	22	87	59	4	98	4	4	.385	.527	.912	27
Haney, Bobby	.236	66	237	33	56	11	0	2	23	28	0	63	1	5	.317	.308	.625	13
Harris, Devin	.231	108	399	47	92	26	1	15	58	44	2	136	6	1	.310	.414	.724	5
Lofton, Chris	.237	119	418	59	99	16	2	1	31	49	0	98	22	14	.323	.292	.615	4
Lollis, Ryan	.314	80	296	45	93	22	2	2	37	39	0	47	10	5	.393	.422	.816	1
Mazzola, Josh	.259	104	386	52	100	22	2	13	50	42	3	90	8	3	.342	.427	.769	12
Mergenthaler, Michael	.000	1	4	0	0	0	0	0	0	0	0	3	0	0	.000	.000	.000	0
Navarro, Jesus	.083	4	12	1	1	1	0	0	1	2	0	4	0	0	.214	.167	.381	0
Rodriguez, Rafael	.236	96	364	39	86	15	2	1	30	24	0	69	1	6	.284	.297	.581	6
Scoma, Ryan	.254	119	461	45	117	26	2	6	59	38	3	80	5	1	.310	.358	.668	9
Tomlinson, Kelby	.333	2	9	2	3	0	0	0	1	1	0	2	0	0	.400	.333	.733	0
Villegas, Ydwin	.201	38	134	10	27	5	0	0	3	1	0	34	2	1	.212	.239	.450	8
Weeks, Joel	.295	54	176	27	52	8	1	1	25	26	1	38	0	1	.380	.369	.750	5
Willoughby, Carlos	.240	126	483	80	116	18	6	1	40	63	1	86	33	10	.341	.308	.650	12
Windster, Sundrendy	.108	12	37	4	4	1	0	1	3	5	0	16	0	0	.209	.216	.426	2
Zambrano, Eliezer	.259	18	54	6	14	3	0	1	5	7	2	5	0	0	.344	.370	.715	0
Team Total	.248	138	4676	612	1159	247	24	86	536	510	17	1085	109	60	.327	.366	.693	150

AUGUSTA GREENJACKETS 2011 FINAL PITCHING STATISTICS

PITCHERS	W	L	ERA	G	GS	CG	SHO	SV	SVO	IP	H	R	ER	HR	HB	BB	SO	AVG
Bean, Ryan	0	0	5.40	3	0	0	0	0	0	3.1	4	2	2	1	0	2	4	.286
Berger, Andrew	1	0	7.20	4	0	0	0	0	0	5.0	6	6	4	0	0	3	2	.286
Bochy, Brett	1	0	1.38	35	0	0	0	10	11	39.0	22	6	6	1	1	8	53	.161
Bowlin, Drew	2	0	3.66	45	0	0	0	3	6	51.2	42	22	21	1	5	26	33	.235
Bradley, Ryan	4	2	4.31	28	10	0	0	0	1	79.1	90	43	38	7	3	32	48	.300
Concepcion, Edward	1	1	3.61	43	0	0	0	0	0	52.1	53	28	21	4	3	36	62	.256
Dunnington, Jacob	3	3	3.77	32	0	0	0	1	2	43.0	29	23	18	1	2	32	53	.193
Escobar, Edwin	1	3	18.00	4	2	0	0	0	1	6.0	15	15	12	0	1	5	5	.455
Fleet, Austin	8	5	4.32	25	8	0	0	0	1	66.2	72	40	32	5	3	24	48	.280
Graham, Matthew	0	0	5.32	12	0	0	0	0	0	22.0	21	14	13	1	1	18	10	.244
Harrold, Stephen	4	3	1.54	38	0	0	0	16	18	41.0	29	9	7	4	1	17	39	.200
Kickham, Michael	5	10	4.11	21	21	0	0	0	0	111.2	112	58	51	9	3	37	103	.261
Rodriguez, Mario	8	5	4.28	41	9	0	0	0	0	90.1	114	51	43	5	7	22	50	.317
Rogers, Taylor	12	10	2.91	27	27	1	1	0	0	154.2	136	63	50	3	14	38	86	.241
Rosin, Seth	2	3	3.34	39	10	0	0	2	3	89.0	81	44	33	3	2	30	93	.247
Sanford, Shawn	10	10	2.55	30	25	0	0	0	0	169.2	143	60	48	10	8	30	107	.226
Santiago, Gaspar	3	7	4.47	38	14	0	0	1	2	94.2	84	54	47	8	8	53	88	.240
Schumer, Justin	5	5	5.24	21	12	0	0	0	1	80.2	96	58	47	3	8	30	49	.294
Valdez, Jose	0	0	0.00	12	0	0	0	2	3	13.2	5	1	0	0	0	2	21	.109
Vessella, Tom	0	1	8.78	11	0	0	0	0	0	13.1	17	14	13	0	4	10	8	.327
Team Total	70	68	3.70	138	138	1	7	35	49	1227.0	1171	611	505	66	74	455	962	.254

Organization

2012 Flying Saquiras

2011: In Review

History & Records

Eastern League

SF Giants

General Info



SAN FRANCISCO GIANTS

Organization

2012 Flying Squirrels

2011: In Review

History & Records

Eastern League

SF Giants

General Info

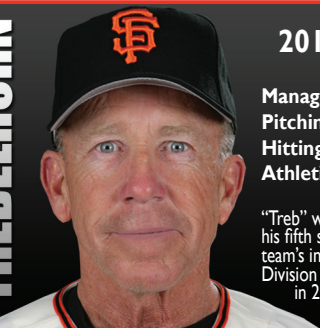


VOLCANOES

Volcanoes Stadium
 6700 Field of Dreams Way
 Keizer, OR 97307
 Phone: (503) 390-2225
 Fax: (503) 390-2227
www.volcanoesbaseball.com



TREBELHORN



2012 Salem-Keizer Volcanoes Field Staff

Manager Tom Trebelhorn
 Pitching Coach Jerry Cram
 Hitting Coach Ricky Ward
 Athletic Trainer Andrew Benning

"Treb" will return to the Volcanoes as Field Manager in 2012. His return marks his fifth season with S-K, the longest tenure for any Volcanoes' manager since the team's inception in 1997. The Volcanoes won the Northwest League's Western Division title in 2008 and 2009, and the Northwest League Championship in 2009, under Trebelhorn's leadership.

2011 Salem-Keizer Volcanoes

Northwest League Standings (Overall)

West Division	W	L	PCT	GB
Eugene Emeralds	46	30	.605	-
Vancouver Canadians	39	37	.513	7.0
Everett AquaSox	37	39	.487	9.0
Salem-Keizer Volcanoes	34	42	.447	12.0

2011 Playoffs

Did Not Qualify

2011 Team Leaders

(***Minimum 180 TPA or 45 IP)

AVG:	Joe Panik (.341)***
HR:	Joseph Staley (8)
RBI:	Joe Panik (54)
RUNS:	Joe Panik, Jesus Galindo (49)
HITS:	Joe Panik (92)
W:	Lorenzo Mendoza (5)
L:	Brandon Allen (8)
SV:	Phil McCormick (6)
ERA:	Jack Snodgrass (3.51)***
IP:	Cameron Lamb (74.1)

Team Information

Ballpark:.....Volcanoes Stadium "The Crater" (4,252)
 Ballpark Opened:..... 1997
 Ownership:.....Jerry Walker
 Ownership:..... Bill Tucker
 General Manager.....Jerry Walker
 Director of Broadcasting:.....N/A

League:.....Northwest (A-)
 Division:..... West
 First Year..... 1997
 Giants Affiliate Since:..... 1997
 2011 Record (Place)..... 34-42 (4th)



SAN FRANCISCO GIANTS



SALEM-KEIZER VOLCANDES 2011 FINAL BATTING STATISTICS

BATTERS	AVG	G	AB	R	H	2B	3B	HR	RBI	BB	IBB	SO	SB	CS	OBP	SLG	OPS	E
Brock, Daniel	.184	55	98	17	18	0	2	1	8	17	0	23	2	2	.314	.255	.569	2
Buechele, Garrett	.235	54	200	22	47	8	0	5	27	14	0	39	1	0	.288	.350	.638	5
Burkhart, Daniel	.285	40	144	20	41	10	0	4	21	9	0	43	1	0	.329	.438	.767	4
Cutspec, Brice	.240	28	96	18	23	5	0	6	20	6	0	23	0	0	.286	.479	.765	4
Downing, Kaohi	.312	52	186	26	58	10	2	1	19	16	1	36	11	8	.384	.403	.787	10
Eshleman, John	.221	44	149	19	33	7	0	0	15	8	0	32	7	0	.264	.268	.533	10
Galindo, Jesus	.276	62	239	49	66	9	3	2	20	25	0	46	47	8	.353	.364	.717	4
Honeycutt, Ryan	.172	28	64	5	11	3	0	1	2	2	0	16	0	0	.197	.266	.463	3
Izturis, Julio	.209	22	67	10	14	0	1	0	2	5	0	14	6	2	.289	.239	.528	6
Jones, Charles	.218	41	124	19	27	6	0	2	9	15	0	48	4	2	.322	.315	.636	4
Krill, Brett	.304	52	207	38	63	16	2	6	43	14	1	44	4	4	.350	.488	.837	4
Murray, Mike	.326	63	242	29	79	14	0	6	48	28	1	37	2	0	.394	.459	.853	0
Ochoa, Leonardo	.265	29	102	13	27	4	0	5	9	10	0	26	1	1	.330	.451	.781	0
Panik, Joseph	.341	69	270	49	92	10	3	6	54	28	0	25	13	5	.401	.467	.868	12
Payne, Shawn	.306	57	160	37	49	8	3	0	19	29	0	32	21	6	.431	.394	.825	2
Staley, Joseph	.280	43	157	27	44	9	0	8	30	21	0	38	4	0	.383	.490	.873	7
Thomas, Ben	.302	27	96	7	29	6	1	1	17	6	0	22	2	0	.340	.417	.756	4
Team Total	.277	76	2601	405	721	125	17	54	363	253	3	544	126	38	.348	.401	.748	89

SALEM-KEIZER VOLCANDES 2011 FINAL PITCHING STATISTICS

PITCHERS	W	L	ERA	G	GS	CG	SHO	SV	SVO	IP	H	R	ER	HR	HB	BB	SO	AVG
Allen, Brandon	2	8	6.04	13	13	0	0	0	0	56.2	68	43	38	1	4	22	25	.292
Bilodeau, Keith	0	0	0.00	3	0	0	0	0	0	6.0	4	0	0	0	0	2	8	.190
Bucardo, Wilber	0	2	3.86	16	0	0	0	0	1	21.0	26	11	9	0	0	10	21	.310
Davis, Paul	1	0	1.64	2	2	0	0	0	0	11.0	6	2	2	1	0	3	9	.176
Flick, Brennan	2	3	5.57	24	0	0	0	0	0	32.1	39	20	20	2	2	16	30	.291
Flores, Kendry	4	3	5.06	12	11	0	0	0	0	48.0	59	35	27	5	2	14	47	.304
Gloor, Chris	1	0	2.45	12	0	0	0	1	1	22.0	22	10	6	2	1	7	26	.256
Graham, Matthew	2	2	8.35	21	0	0	0	0	3	36.2	47	35	34	2	6	22	31	.303
Hall, Cody	3	1	2.63	23	0	0	0	4	6	27.1	21	8	8	1	4	19	42	.210
King, Aaron	0	1	6.84	15	0	0	0	1	1	25.0	19	19	19	1	4	24	29	.216
Lamb, Cameron	4	6	5.09	15	15	0	0	0	0	74.1	88	54	42	3	6	15	58	.290
Maloney, Brian	0	1	18.00	4	0	0	0	0	0	5.0	7	11	10	0	1	11	7	.350
Martinez, Rafael	2	1	7.53	13	0	0	0	0	0	28.2	32	24	24	7	0	16	23	.283
McCormick, Phil	1	1	1.19	23	0	0	0	6	9	30.1	19	5	4	1	2	11	29	.178
Mendoza, Lorenzo	5	5	4.19	14	14	0	0	0	0	73.0	77	37	34	5	1	16	68	.266
Montero, Raymundo	0	1	9.82	5	0	0	0	0	2	7.1	11	12	8	1	0	12	14	.324
Roibal, Reinier	1	4	3.74	14	14	0	0	0	0	67.1	82	38	28	3	3	17	58	.300
Shackleford, Stephen	2	2	5.21	20	3	0	0	0	0	46.2	50	27	27	3	0	19	41	.272
Snodgrass, Jack	4	1	3.59	19	4	0	0	0	0	47.2	49	24	19	1	5	14	44	.259
Team Total	34	42	4.85	76	76	0	5	12	23	666.1	726	415	359	39	41	270	610	.275

Organization
2012 Flying Squirrels
2011: In Review
History & Records
Eastern League
SF Giants
General Info



SAN FRANCISCO GIANTS

Organization

2012 Flying Squirrels

2011: In Review

History & Records

Eastern League

SF Giants

General Info



AZL GIANTS

Giants Baseball Complex
8045 E. Camelback Road
Scottsdale, AZ 85251
Phone: (480) 990-0052
Fax: (480) 990-2349



MCMAINS



2012 AZL Giants Field Staff

Manager Derin McMains
Pitching Coach Michael Couchee
Hitting Coach Victor Torres
Hitting Coach Billy Horton
Athletic Trainer Carlos Faria

Derin McMains takes the reigns of the AZL Giants, who have had tremendous success over the last two years. Last season the AZL Giants boasted the best record in the league, rolling to 41 wins (41-15). The Giants were stopped in a one-game playoff for the league title by the AZL Dodgers.

2011 AZL Giants

Arizona League Standings (Overall)

East Division	W	L	PCT	GB
AZL Giants	41	15	.732	-
AZL Angels	28	28	.500	13.0
AZL Cubs	28	28	.500	13.0
AZL Athletics	27	29	.482	14.0
AZL D-backs	20	36	.357	21.0

2011 Playoffs

Lost to AZL Dodgers in AZL Championship Game

2011 Team Leaders

(***Minimum 180 TPA or 45 IP)

AVG:	Jose Cuevas (.337)***
HR:	Jose Cuevas (9)
RBI:	Jose Cuevas (46)
RUNS:	Jose Cuevas (44)
HITS:	Jose Cuevas (56)
W:	Miquel Ferrer (6)
L:	Edwin Escobar (4)
SV:	Keurin Feliz (7)
ERA:	Joan Gregoria (2.32)***

Team Information

Ballpark: Giants Baseball Complex on Camelback
Ballpark Opened: N/A
Ownership: San Francisco Giants

League: Arizona League (R)
Division: East
2011 Record (Place): 41-15 (1st)



CUEVAS

SAN FRANCISCO GIANTS



AZL GIANTS 2011 FINAL BATTING STATISTICS

BATTERS	AVG	G	AB	R	H	2B	3B	HR	RBI	BB	IBB	SO	SB	CS	OBP	SLG	OPS	E
Barnett, Eldred	.248	28	109	20	27	5	2	2	16	8	0	30	3	3	.310	.385	.695	3
Benusa, Gus	.297	24	74	15	22	2	2	1	7	5	0	18	3	0	.338	.419	.756	1
Blair, Elliott	.333	37	114	28	38	8	4	1	20	9	0	29	6	0	.421	.500	.921	0
Buechele, Garrett	.308	9	39	6	12	2	0	2	5	1	0	7	0	1	.325	.513	.838	1
Cornier, Gabriel	.130	12	23	3	3	0	0	1	3	4	0	12	0	0	.259	.261	.520	1
Cuevas, Jose	.337	46	166	44	56	15	4	9	46	22	1	20	9	2	.403	.639	1.042	11
De La Cruz, Jose	.262	17	61	8	16	3	1	1	7	2	0	9	2	3	.297	.393	.690	0
Delgado, Jean	.225	27	71	16	16	3	0	1	15	16	0	18	1	3	.385	.310	.695	9
Diaz, Christian	.231	10	13	2	3	1	0	0	0	2	0	5	0	0	.375	.308	.683	1
Duran, Rey	.091	4	11	1	1	0	0	0	0	0	0	7	0	0	.091	.091	.182	1
Ford, Darren	.375	8	24	9	9	0	1	2	6	6	0	4	2	1	.500	.708	1.208	0
Fuentes, Leonardo	.257	46	179	28	46	13	1	5	31	10	0	55	1	1	.306	.425	.731	7
Hill, Kentrell	.256	31	86	13	22	5	2	0	12	6	0	24	2	2	.316	.360	.676	0
Honeycutt, Ryan	.500	1	4	0	2	0	0	0	0	0	0	0	0	0	.500	.500	1.000	0
Jurica, Carter	.224	14	49	6	11	2	0	1	9	4	0	8	4	1	.316	.327	.642	4
Mergenthaler, Michael	.388	31	103	22	40	9	0	4	20	16	1	19	5	2	.476	.592	1.068	1
Munoz, Luis		1	0	0	0	0	0	0	0	0	0	0	0	0				0
Nicholson, Brian	.274	32	117	21	32	5	2	2	20	7	1	38	2	1	.336	.402	.738	3
Ochoa, Leonardo	.300	3	10	2	3	0	0	0	2	1	0	4	0	1	.364	.300	.664	0
Paulino, Cristian	.277	34	112	36	31	7	4	1	16	16	1	17	10	1	.379	.438	.816	8
Schroder, Myles	.282	30	110	22	31	9	3	1	12	6	0	21	6	2	.308	.445	.754	2
Sim, Eric	.352	43	145	30	51	12	2	6	37	17	0	35	5	1	.438	.586	1.024	8
Thomas, Ben	.346	32	130	23	45	9	1	6	29	8	0	19	1	1	.380	.569	.950	3
Tomlinson, Kelby	.357	37	140	32	50	10	5	2	26	14	0	22	11	2	.417	.543	.960	11
Villegas, Ydwin	.180	14	50	8	9	2	0	1	5	3	0	7	1	2	.226	.280	.506	2
Yarrow, Stephen	.286	18	70	13	20	3	0	1	11	12	0	10	1	0	.412	.371	.783	4
Team Total	.296	56	2027	412	600	125	34	51	358	198	4	444	75	30	.368	.467	.834	90

AZL GIANTS 2011 FINAL PITCHING STATISTICS

PITCHERS	W	L	ERA	G	GS	CG	SHO	SV	SVO	IP	H	R	ER	HR	HB	BB	SO	AVG
Angeles, Luis	2	1	7.43	16	3	0	0	1	1	23.0	31	22	19	4	1	7	19	.320
Arnold, Demondre	1	0	1.69	16	0	0	0	1	1	26.2	16	6	5	0	1	8	32	.182
Bean, Ryan	2	1	4.15	13	3	0	0	0	0	21.2	27	14	10	1	0	15	28	.297
Berger, Andrew	1	0	12.00	16	0	0	0	0	1	15.0	20	21	20	0	5	9	15	.313
Bilodeau, Keith	1	0	0.00	5	0	0	0	0	0	8.0	6	0	0	0	0	2	7	.231
Blackburn, Clayton	3	1	1.08	12	6	0	0	0	0	33.1	16	6	4	2	3	3	30	.140
Crick, Kyle	1	0	6.43	7	0	0	0	0	0	7.0	9	8	5	0	1	8	8	.321
Davis, Paul	0	0	3.44	12	9	0	0	0	0	36.2	32	16	14	1	0	11	27	.230
Edlfsen, Steve	0	0	2.70	4	0	0	0	0	1	3.1	4	4	1	0	0	4	6	.250
Escobar, Edwin	2	4	5.09	15	12	0	0	0	0	46.0	51	30	26	2	5	17	42	.293
Feliz, Keurin	2	2	5.14	20	0	0	0	7	11	21.0	23	14	12	0	2	12	19	.288
Ferrer, Miguel	6	1	1.53	16	0	0	0	2	3	29.1	14	6	5	1	3	7	36	.139
Fleet, Austin	1	0	0.00	3	0	0	0	1	1	4.0	3	0	0	0	0	1	3	.200
Gloor, Chris	1	1	8.44	5	0	0	0	0	0	5.1	6	5	5	1	2	3	5	.286
Gregorio, Joan	3	0	2.32	12	12	0	0	0	0	50.1	43	14	13	1	3	16	43	.235
Hernandez, Ariel	1	0	8.40	17	0	0	0	1	1	15.0	19	22	14	0	4	14	15	.284
Law, Derek	0	0	2.50	15	0	0	0	4	4	18.0	16	6	5	0	0	2	19	.232
Maloney, Brian	1	0	3.55	9	1	0	0	1	1	12.2	10	6	5	0	0	5	21	.217
Marlowe, Christopher	1	0	0.00	3	0	0	0	0	0	3.0	3	0	0	0	0	1	5	.231
Matos, Osiris	0	0	4.50	2	0	0	0	0	0	2.0	4	1	1	0	0	0	1	.444
Montero, Raymundo	0	1	6.35	7	1	0	0	0	0	11.1	10	10	8	0	0	8	6	.233
Neff, Steven	0	0	29.25	7	0	0	0	1	2	4.0	16	13	13	1	0	1	6	.552
Paniagua, Armando	3	0	7.50	11	0	0	0	0	1	12.0	13	10	10	0	0	5	13	.271
Proszek, Addison	1	0	2.05	12	0	0	0	0	0	22.0	16	5	5	1	0	3	21	.200
Ricardo, Dashenko	1	0	9.00	3	0	0	0	0	0	3.0	5	3	3	0	0	0	6	.385
Romo, Sergio	0	0	0.00	1	1	0	0	0	0	1.0	1	0	0	0	0	0	3	.250
Sandbrink, Danny	1	0	2.53	15	0	0	0	1	2	21.1	27	10	6	3	2	3	21	.314
Shadle, Jake	1	0	6.00	3	0	0	0	0	0	3.0	5	2	2	0	0	0	7	.357
Vazquez, Kyle	2	2	7.36	13	8	0	0	0	1	29.1	37	29	24	2	3	17	21	.306
Windster, Sundrendy	3	1	5.64	17	0	0	0	0	2	22.1	31	17	14	1	0	14	11	.341
Team Total	41	15	4.34	56	56	0	2	20	33	510.2	514	300	246	21	35	196	496	.261

Organization

2012 Flying Saquiras

2011: In Review

History & Records

Eastern League

SF Giants

General Info




GENERAL INFORMATION



GENERAL INFO

THE DIAMOND - STADIUM FACTS

The Diamond serves as the home venue for Flying Squirrels baseball as they represent the San Francisco Giants in the Eastern League of Professional Baseball Clubs. The facility was previously the home of the Richmond Braves (Triple-A - International League) from 1985-2008. Following the 2008 season, the Richmond Braves relocated to Gwinnett, GA, becoming the Gwinnett Braves beginning in the 2009 season. Although Virginia Commonwealth University (VCU) continued to play their home games at The Diamond during the 2009 season, the ballpark was void of professional baseball for the first time since its construction. The ballpark continues to be operated by the Richmond Metropolitan Authority (RMA). Upon their inception, the Flying Squirrels and the RMA signed a two-year lease agreement (2010-2011) with three club option years. The 2012 season will mark the first club option season under the current agreement. Prior to the 2010 season, The Flying Squirrels committed more than two million dollars to renovate The Diamond. Included in those renovations was the replacement of aluminum-bleachers in the lower bowl of the ballpark with 3,164 state-of-the-art fold-down seats (pictured below). The top 11 rows of the upper bowl were also eliminated to create room for banner signage that allows the overall look of the park to become more cohesive and lowers capacity to a more intimate 9,560. The Flying Squirrels continued to enhance and refurbish their home park prior to the 2011 season, investing another \$250,000 into the park. Included in the upgrades were; converting the existing line-scoreboard to an LED display (Time Technologies), construction of a Speed of Pitch display in right-center field (Daktronics), converting existing clock in right field to an LED display, creation of party decks behind home plate and the "Cupid Section" down the right-field line, and the refurbishing of the "batter's eye" in center field.



At the center of a more than two-million dollar renovation of The Diamond, was the installation of 3,164 state-of-the-art fold-down seats that replaced aluminum-bench style seating in the lower-bowl that had been in place since the ballpark opened in 1985. The project to replace the entire lower-bowl of seats began in November, 2009 and was completed in February, 2010.

The Diamond - 2010 Renovations

- Installation of Fold-Down Seating in Lower Bowl
- Installation of New Daktronics Video Board
- Construction of Squirrels Nest Merchandise Store
- Installation of Climate-Controlled Indoor Batting Tunnel
- Overhaul of Concession Kitchens and Stands
- Creation of New Picnic Zone (3rd Base Side)
- Creation of New Kid's Zone (1st Base Side)
- Removal of Upper-Level Seating
- Creation of Banner Signage in Upper-Level
- Renovation of Home Team Clubhouse
- Renovation of Visiting Team Clubhouse
- Construction of Team Weight Facility
- Removal of Matrix Boards
- Removal of Animation Board
- Complete Renovation of Team Front Offices
- Restructuring of Ballpark Audio System
- Addition of Concourse Level Speaker System
- Complete Renovation of all 15 Stadium Suites
- Refurbishing of Press Box

The Diamond - 2011 Renovations

- Refurbishing of Line Scoreboard
- Conversion of Line Scoreboard to LED Display
- Conversion of Existing Clock to LED Display
- Installation of Speed-of-Pitch Display
- Creation of Upper-Level Party Decks
- Creation of Cupid Section (1st Base Side)
- Rebranding of Squirrels Nest Presented by Nike Team
- Installation of New "Batter's Eye"
- Installation of New Field Irrigation System
- Creation of New Video Board Protective Netting



FLYING SQUIRRELS ATTENDANCE HISTORY

The Flying Squirrels have had tremendous success at the gate since their inception in 2010. Among the highlights, the Flying Squirrels have ranked; among the top-2 in the Eastern League each season, ranked among the top-3 in all of Double-A baseball each season, ranked in the top-20 in all of affiliated minor league baseball in each season. To provide context, the Flying Squirrels have drawn 222,557 more fans over their first two seasons than the Gwinnett Braves (AAA) have over the same time period. The Squirrels have averaged at least 1,500 more fans per game than Gwinnett in each of their first two seasons, and nearly 2,000 more in 2010. During their inaugural season at The Diamond, the Flying Squirrels drew 174,272 more fans to the ballpark than the R-Braves did in their final season in 2008 (289,570).

Double-A Attendance Top-Five (2011)

1. Frisco RoughRiders (Texas)..... 7,276
2. Reading Phillies (Eastern) 6,720
3. **Richmond Flying Squirrels (Eastern)..... 6,679**
4. New Britain Rock Cats (Eastern)..... 5,867
5. Trenton Thunder (Eastern)..... 5,664

Double-A Attendance Top-Five (2010)

1. Frisco RoughRiders (Texas)..... 7,886
2. **Richmond Flying Squirrels (Eastern)..... 6,626**
3. Reading Phillies (Eastern) 6,615
4. Tulsa Drillers (Texas)..... 6,185
5. Corpus Christi Hooks (Texas)..... 5,987

Overall Minor League Baseball Attendance (2011)

1. Lehigh Valley Iron Pigs (AAA)..... 9,249
2. Louisville Bats (AAA) 8,716
3. Columbus Clippers (AAA)..... 8,704
4. Round Rock Express (AAA)..... 8,587
5. Sacramento River Cats (AAA) 8,455
6. Dayton Dragons (A)..... 8,288
7. Pawtucket Red Sox (AAA)..... 8,270
8. Indianapolis Indians (AAA)..... 8,170
9. Albuquerque Isotopes (AAA)..... 8,145
10. Toledo Mud Hens (AAA) 7,963
11. Buffalo Bisons (AAA)..... 7,784
12. Frisco RoughRiders (AA) 7,276
13. Iowa Cubs (AAA)..... 7,256
14. Memphis Redbirds (AAA) 7,050
15. Fresno Grizzlies (AAA) 6,958
16. Reading Phillies (AA) 6,720
17. **Richmond Flying Squirrels (AA) 6,679**
18. Durham Bulls (AAA) 6,517
19. Rochester Red Wings (AAA) 6,493
20. Salt Lake Bees (AAA) 6,438

Overall Minor League Baseball Attendance (2010)

1. Lehigh Valley IronPigs (AAA) 9,227
2. Sacramento River Cats (AAA)..... 9,138
3. Columbus Clippers (AAA)..... 8,946
4. Louisville Bats (AAA) 8,634
5. Dayton Dragons (A) 8,535
6. Round Rock Express (AAA)..... 8,408
7. Pawtucket Red Sox (AAA)..... 8,343
8. Buffalo Bisons (AAA)..... 8,219
9. Albuquerque Isotopes (AAA)..... 8,159
10. Indianapolis Indians (AAA)..... 8,028
11. Toledo Mud Hens (AAA) 7,972
12. Frisco RoughRiders (AA) 7,886
13. Iowa Cubs (AAA)..... 7,672
14. Salt Lake Bees (AAA) 7,293
15. Durham Bulls (AAA) 7,043
16. Fresno Grizzlies (AAA) 6,783
17. **Richmond Flying Squirrels (AA) 6,626**
18. Reading Phillies (AA) 6,615
19. Rochester Red Wings (AAA) 6,600
20. Memphis Redbirds (AAA) 6,508

The Diamond - Facts & Figures

CAPACITY

Overall Capacity.....	9,560
Diamond Club Capacity.....	3,64
Silver Level Capacity.....	2,218
Gold Level Capacity.....	3,956
Suites Capacity.....	180
Handicapped Accessible Capacity.....	42

HISTORY

First Game.....	April 17, 1985
First Flying Squirrels' Game.....	April 15, 2010
Original Capacity.....	12,134

DIMENSIONS

Left Field.....	330 Feet
Center Field.....	402 Feet
Right Field.....	330 Feet
Playing Surface.....	Natural Grass
Fence Height.....	10 Feet
Bullpens.....	Out of Play

AESTHETICS

Video Board.....	Daktronics (2010)
Scoreboard.....	Time Technologies (2011)
Speed of Pitch.....	Daktronics (2011)

GENERAL INFO



FLYING SQUIRRELS 2012 TICKET INFORMATION



FLYING SQUIRRELS 2012 TICKET PRICING

Diamond Club:	\$11.00
Silver Level:	
(Mon - Wed: General Admission)	\$7.00
(Thurs - Sun: Reserved)	\$8.00
Gold Level:	
(General Admission***)	\$7.00

***General Admission Seats include all Gold Level Seating Except for July 4th game when all seats in the ballpark will be reserved

FLYING SQUIRRELS 2012 PREGAME FIELD INFORMATION

Contact: Steve Ruckman, Director of Field Operations
 (Office): (804) 359-3866 ext. 331
 (Cell): (804) 833-9676
 (Email): stever@squirrelsbaseball.com

Game Time	10:35 AM	12:05 PM	2:05 PM
Squirrels BP/INF	up to 8:15	up to 9:45	up to 11:45
Visitors BP/INF	8:15-9:00	9:45-10:30	11:45-12:30
Home Infield	9:00-9:15	10:30-10:45	12:30-12:45
Visitors Infield	9:15-9:30	10:45-11:00	12:45-1:00
Grounds Crew	9:30-10:30	11:00-12:00	1:00-2:00
Game Time	5:05 PM	6:35 PM	7:05 PM
Squirrels BP/INF	up to 2:45	up to 4:15	up to 4:45
Visitors BP/INF	2:45-3:30	4:15-5:00	4:45-5:30
Home Infield	3:30-3:45	5:00-5:15	5:30-5:45
Visitors Infield	3:45-4:00	5:15-5:30	5:45-6:00
Grounds Crew	4:00-5:00	5:30-6:30	6:00-7:00

2012 MEDIA & INFORMATION GUIDE

Organization
 2012 Flying Squirrels
 2011: In Review
 History & Records
 Eastern League
 SF Giants

General Info

MEDICAL GLOSSARY

Organization

2012 Flying Squirrels

2011: In Review

History & Records

Eastern League

SF Giants

General Info

Abscess: an infection, which produces pus; can be result of blister, callus, penetrating wound or laceration.

Anterior Cruciate Ligament (ACL): a primary stabilizing ligament within the center of the knee joint that prevents hyperextension and excessive rotation of the joint: A complete tear of the ACL necessitating reconstruction could require up to 12 months of rehabilitation.

Anti-Inflammatory: any agent, which prevents inflammation, such as aspirin or ibuprofen.

Arteriogram: a film demonstrating arteries after injection of dye.

Arthrogram: x-ray technique for joints using air and/ or dye injected into the affected area; useful in diagnosing meniscus tears of the knee and rotator cuff.

Arthroscope: an instrument used to visualize the interior of a joint cavity.

Arthroscopy: a surgical examination of the internal structures of a joint by means of viewing through an Arthroscope. An arthroscopic procedure can be used to remove or repair damaged tissue or as a diagnostic procedure in order to inspect the extent of any damage or confirm a diagnosis.

Atrophy: to shrivel or shrink from disuse, as in muscular atrophy.

Baker's Cyst: localized swelling of a bursa sac in the posterior knee as a result of fluid that has escaped from the knee capsule. A Baker's cyst indicates that there is trauma inside the knee joint that leads to excessive fluid production.

Bone Scan: an imaging procedure in which a radioactive-labeled substance is injected into the body to determine the status of a bone injury. If the bone at the injury site takes up the radioactive substance, the injury will show a "hot spot" on the scan image. The bone scan is particularly useful in the diagnosis of stress fractures.

Bursa: a fluid-filled sac that is located in areas where friction is likely to occur; then minimizes the friction; for example between a tendon and a bone.

Capsule: an enclosing structure, which surrounds the joint and contains ligaments, which stabilize that joint.

CAT Scan: use of a computer to produce a cross section view of the anatomical part being investigated from x-ray data.

Cellulitis: inflammation of cellular of connective tissue

Cervical Vertebrae: group of seven vertebrae located in the neck.

Collateral Ligament: on either side of and acting as a radius of movement, a hinge joint, as of the elbow, knee and wrist.

Concussion: jarring injury of the brain resulting in dysfunction. It can be graded as mild, moderate or severe depending on loss of consciousness, amnesia and loss of equilibrium.

Contusion: an injury to a muscle and tissues caused by a blow from a blunt object

Degenerative Joint Disease: changes in the joint surfaces as a result of repetitive trauma.

Deltoid Ligament: ligament that connects the tibia to bones of the medial aspect of the foot and is primarily responsible for stability of the ankle on the medial side. Is sprained less frequently than other ankle ligaments.

Deltoid Muscle: muscles at the top of the arm, just below the shoulder; responsible for shoulder motions to the front, side and back.

Disc, Intervertebral: a flat, rounded plate between

each of vertebrae of the spine. The disc consists of a thick fiber ring, which surrounds a soft-gel like interior. It functions as a cushion and shock absorber for the spinal column.

Dislocation: complete displacement of joint surfaces

Eccymosis: bleeding into the surface tissue below the skin, resulting in a "black and blue" effect.

Effusion: accumulation of fluid in various spaces in the body. Commonly, the knee has an effusion after an injury.

Electromyogram (EMG): test to determine nerve function

Epicondylitis: inflammation in the elbow due to overuse

Fracture: breach in continuity of bone. Types of fractures include simple, compound, comminuted, green-stick, incomplete, impacted, longitudinal, oblique, stress or transverse.

Grade One Injury: a mild injury in which ligament, tendon, or other musculoskeletal tissue may have been stretched or confused, but not torn or otherwise disrupted.

Grade Two Injury: a moderate injury in which musculoskeletal tissue has been partially, but not totally torn which causes appreciable limitation in function of the injured tissue.

Grade Three Injury: a severe injury in which tissue has been significantly, and in some cases totally, torn or otherwise disrupted causing a virtual total loss of function.

Hematoma: tumor-like mass produced by an accumulation of coagulated blood in a cavity.

Inflammation: the body's natural response to injury in which the injury site might display various degrees of pain, swelling, heat, redness and/or loss of function.

Labrum: an edge, rim or lip-shaped structure found in the shoulder joint.

Ligament: band of fibrous tissue that connects bone to bone or bone to cartilage and supports and strengthens joints.

Magnetic Resonance Imaging (MRI): imaging procedure in which a radio frequency pulse causes certain electrical elements of the injured tissue to react to this pulse and through this process a computer display and permanent film establish a visual image. MRI does not require radiation and is very useful in the diagnosis of soft tissue, disc and meniscus injuries.

Meniscus: crescent shaped cartilage, usually pertaining to the knee joint; also known as "cartilage." There are two menisci in the knee, medial and lateral. These work to absorb weight within the knee and provide stability.

Metacarpals: five long bones of the hand running from the wrist to the fingers.

Metatarsals: five long bones of the foot, running from the ankle to the toes.

Patella Tendinitis: inflammation of the patellar ligament; also known as "jumper's knee."

Patellofemoral Joint: articulation of the kneecap and femur. Inflammation of this joint can occur through: 1) acute injury to the patella, 2) overuse from excessive running particularly if there is an associated knee weakness, 3) chronic wear and tear of the knee, 4) as a result of poor foot mechanics. Patellofemoral irritation can lead to hondromalacia, which in its most chronic condition, could require surgery.

Plica: fold of tissue in the joint capsule and a common result of knee injury.

Posterior Cruciate Ligament (PCL): a primary stabilizing ligament of the knee that provides significant stability and prevents displacement of the tibia backward within the knee joint. A complete tear of this ligament necessitating reconstruction could require up to 12 months of rehabilitation.

Reconstruction: surgical rebuilding of a joint using natural, artificial or transplanted materials.

Rotator Cuff: comprised of four muscles in the shoulder area that can be irritated by overuse. The muscles are the supraspinatus (most commonly injured), infraspinatus, teres minor and subscapularis.

Rotator Cuff Impinging Syndrome: a micro-trauma or overuse injury caused by stress, and the four stages are: 1) tendinitis with temporary thickening of the bursa and rotator cuff; 2) fiber dissociation in the tendon with permanent thickening of the bursa and scar formation; 3) a partial rotator cuff tear of less than one cm and 4) a complete tear of one cm or more.

Scapula: shoulder blade.

Sciatica: irritation of the sciatic nerve resulting in pain or tingling running down the inside of the leg.

Sciatic Nerve: major nerve that carries impulses for muscular action and sensations between the low back and thigh and lower leg; it is the longest nerve in the body.

Shin Splint: a catch-all syndrome describing pain in the shin that is not a fracture or tumor and cannot be defined otherwise.

Spondylolisthesis: forward displacement of one vertebrae over another below it due to a developmental defect in the vertebrae.

Sprain: injury resulting from a stretch or twist of the joint and causes various degrees of stretch or tear to the muscle or tendon tissue.

Strain: injury resulting from a pull or torsion to the muscle or tendon that causes various degrees of stretch or tear to the muscle or tendon tissue.

Stress Fracture: a hair-line type break in a bone caused by overuse.

Stress x-ray: a continual x-ray taken when a portion of the body is stressed to its maximum in order to determine joint stability. This is a test utilized in some ankle injuries.

Subluxation: partial dislocation of a joint. The term usually implies that the joint can return to its normal position without formal reduction.

Tarsals: a group of seven bones of the foot consisting of the calcaneus, talus, cuboid and three cuneiform bones.

Tendinitis: inflammation of the tendon and/or tendon sheath, caused by chronic overuse or sudden injury.

Tendon: tissue that connects muscle to bone.

Tomograph: a special type of x-ray apparatus that demonstrates an organ or tissue at a particular depth.

Transverse Process: small lateral projection off the right and left side of each vertebra that functions as an attachment site for muscles and ligaments of the spine.

Triangular Cartilage: a connective tissue characterized by its nonvascularity and firm consistency; located on the little finger side of the wrist.

Ulnar Nerve: nerve in the elbow commonly irritated by excessive throwing.

Wrist: the junction between the two forearm bones (radius and ulna) and the eight wrist bones (trapezium, capitate, hamate, pisiform, trapezoid, lunate and scaphoid).

GENERAL INFO

FLYING SQUIRRELS MEDIA POLICIES

SEASON CREDENTIALS: Season credentials for the 2012 season will only be issued to legitimate news gathering organizations that cover the Flying Squirrels on a daily basis. The Flying Squirrels will contact media outlets on an individual basis regarding season-long credentials. Other media organizations that would like to request a season credential can do so by sending that request on company letterhead via fax (804-359-1373) or as an email attachment to Jon Laaser at jon.laaser@squirrelsbaseball.com.

DAILY CREDENTIALS: Daily credentials will be issued to those individuals or organizations who do not qualify for season credentials, including freelance writers and weekly and monthly publications. Daily credentials will also be issued to radio and TV stations when the need arises for extra pre/post-game personnel and to newspaper reporters providing extra coverage. The Flying Squirrels Media Relations Department should be notified at least 24 hours in advance of the game in which daily credentials are being requested. Requests should be made via email to Jon Laaser at jon.laaser@squirrelsbaseball.com. Once approved, credentials will be available for pickup at the media will call window.

CREDENTIAL PICKUP: The Flying Squirrels will notify those qualifying for season credentials on an individual basis prior to the season regarding pickup. Daily Credentials will only be available for pickup at the media will call window.

OTHER ACCEPTABLE CREDENTIALS: The Flying Squirrels will also honor credentials from the San Francisco Giants, National and American Leagues, the Baseball Writer's Association of America and Minor League Baseball.

PHOTOGRAPHERS: During games, photographers must work out of the photography wells adjacent to both dugouts. Special requests should be directed to Jon Laaser, Director of Broadcasting, or Anthony Oppermann, Director of Media, at least 24 hours in advance of game.

CLUBHOUSE POLICIES: In accordance with the regulations designated by the San Francisco Giants and Major League Baseball, both clubhouses will be open to credentialed media from 3 1/2 hours prior to game time until 45 minutes prior to game time. Following the game, clubhouses will be closed for a period of five minutes to allow the team ample time to return to the clubhouse. The clubhouse areas are also closed when the teams are on the field, unless previously approved by the Flying Squirrels Media Relations Department. There will be no clubhouse access during rain delays or between games of a doubleheader.

FIELD ACCESS: Credentialed media are permitted access to the field and dugout areas, but are not permitted to cross the foul lines under any circumstance. Media in violation of this policy are subject to credential revocation. Media must leave the field and dugout areas no later than 45 minutes prior to the game time.

PRESS BOX SPACE: The Flying Squirrels give preferred press box seating to those organizations that cover the team the most frequently. If your media organization needs special space requirements, please contact the Flying Squirrels Media Relations Department at least 24 hours prior to those dates.

PARKING: Media members holding season credentials are permitted to park their vehicles in the media parking area at The Diamond. Your credential will also serve as your parking pass to gain admittance to lot. Media is not permitted to park in ballpark tunnel (Under Stadium) at anytime.

INTERVIEW POLICY: The Flying Squirrels Media Relations Department will be glad to assist members of the media in procuring interviews with Flying Squirrels players and coaching staff members. Media members wishing to do an off-site interview or feature story should contact the Flying Squirrels no later than 48 hours prior to the scheduled interview time. Interview requests do not guarantee interview availability, as the Flying Squirrels respect the players and coaches wishes in all matters. No one will be permitted to interview starting pitchers prior to a game on the day of their start. No exceptions.

Media Relations Contacts

Jon Laaser, Director of Broadcasting
Office: (804) 359-3866 x309 or x335
Cell: (612) 423-6317
Email: jon.laaser@squirrelsbaseball.com

Anthony Oppermann, Director of Media
Office: (804) 359-3866 x308
Cell: (979) 966-3930
Email: anthonyo@squirrelsbaseball.com

Scott Blusiewicz, Media Relations Assistant
Office: (804) 359-3866 x321
Cell: (404) 431-4005
Email: scott.blusiewicz@squirrelsbaseball.com

Local Media Contact Information

Television:

WWBT TV - 12 NBC - Matt Lincoln 804.230.2613
WWBT TV - 12 NBC - Marc Davis 804.230.2613
WRIC TV - 8 ABC - Phil Orban 804.330.8829
WTVR TV - 6 CBS - Lane Casadonte 804.254.3645

Radio:

Sports Radio 910 AM - Michael Clifford 804.474.0247
ESPN Radio 950 AM - Mitchell Bradley 804.233.7666

Newspaper:

Richmond Times-Dispatch - John O'Connor 804.649.6233

Organization

2012 Flying Squirrels

2011: In Review

History & Records

Eastern League

SF Giants

General Info



GENERAL INFO

NOTES

Organization

2012 Flying Squirrels

2011: In Review

History & Records

Eastern League

SF Giants

General Info

