

The cover of the Richmond Flying Squirrels 2013 *Media & Information Guide* was designed by Jon Laaser. It depicts Brandon Crawford and Brandon Belt, who played for Richmond in 2010 and were part of the Giants World Series Championship team in 2012. Pictured are the iconic bridges of both Richmond and San Francisco, the Richmond Railroad Bridge and the Golden Gate Bridge.

The Richmond Flying Squirrels 2013 *Media & Information Guide* is a publication of the Richmond Flying Squirrels Media Relations Department.

This publication was researched and written by Jon Laaser, Flying Squirrels' Director of Broadcasting and Jay Burnham, Flying Squirrels' Media Relations Manager. Layout, design and editing by Jon Laaser.

Photography credits for the 2013 Richmond Flying Squirrels Media & Information Guide: Real Life Studios, San Francisco Giants team photography, Tony Medina, Dave Bouvier, Tommy LaPorte, Anthony Oppermann, Steve Ruckman, Jason Grohoske, and *The Richmond Times-Dispatch*.

Statistical information provided by Major League Baseball Advanced Media (MLBAM), 75 Ninth Avenue, 5th Floor, New York, NY 10011.

Special thanks to Missy Mickulecky, *Baseball America* and Jason Dambach.

Further information on the 2013 Richmond Flying Squirrels is available through the Flying Squirrels' Media Relations Department by calling (804) 359-3866 x309 or by visiting [SquirrelsBaseball.com](http://SquirrelsBaseball.com).

# 2013

## FLYING SQUIRRELS

### Media & Information Guide

#### TABLE OF CONTENTS

<b>FLYING SQUIRRELS' ORGANIZATION</b> .....	<b>2-10</b>
Flying Squirrels' Directory.....	3
Executive Biographies.....	4-8
Flying Squirrels' Broadcasters.....	9
Mascot Biographies.....	10
<b>2013 FLYING SQUIRRELS</b> .....	<b>11-69</b>
Manager Dave Machemer.....	12
Coaches Profiles.....	13
Player Profiles.....	14-69
<b>2012: IN REVIEW</b> .....	<b>70-91</b>
2012 Season Review.....	71-72
2012 Eastern League Standings.....	73
2012 Eastern League Awards.....	74
2012 Eastern League Team Statistics/Leaders.....	75-76
2012 Flying Squirrels' Team Statistics/Leaders.....	77-78
2012 Flying Squirrels' Day-By-Day Results.....	79-80
2012 Flying Squirrels' Assorted Statistics.....	81-82
2012 Flying Squirrels' Transactions.....	83
2012 Flying Squirrels vs. Eastern League.....	84-91
<b>HISTORY &amp; RECORDS</b> .....	<b>92-112</b>
Baseball is Back!.....	93-97
Flying Squirrels' Uniform & Logo Guide.....	98-99
Flying Squirrels' Team Records.....	100-103
Flying Squirrels' Franchise Firsts/Career Leaders.....	104-108
Flying Squirrels' All-Time Roster.....	110
Boulevard to the Bay.....	111
Flying Squirrels' Postseason History.....	112
<b>EASTERN LEAGUE</b> .....	<b>113-126</b>
Eastern League Directory.....	114
Eastern League Mileage Chart/Umpires.....	115
Flying Squirrels' 2013 Opponents.....	116-126
<b>SAN FRANCISCO GIANTS</b> .....	<b>127-143</b>
Giants' Directory.....	128
Giants' Media Relations/40-Man Roster.....	129
Giants' 1st Round Draft Picks of the Decade.....	130
Giants' 2012 Draft Results.....	131
Giants' 2012 Organizational Review.....	132-133
Giants' Affiliates.....	134-143
<b>GENERAL INFORMATION</b> .....	<b>144-150</b>
The Diamond - Stadium Facts/Attendance.....	145-146
2013 Ticket Information/Pre-Game Schedule.....	147
Medical Glossary.....	148
Media Policies/Local Media Directory.....	149
Notes.....	150

"AA" AFFILIATE



ORGANIZATION

FLYING  
SQUIRRELS

2013  
Media & Information Guide

# ORGANIZATION



## FLYING SQUIRRELS

**Richmond Flying Squirrels Baseball Club**

3001 N. Boulevard - Richmond, VA 23230  
 Phone: (804) 359-3866 Fax: (804) 359-1373  
 Website: [www.squirrelsbaseball.com](http://www.squirrelsbaseball.com)  
 General Email: [info@squirrelsbaseball.com](mailto:info@squirrelsbaseball.com)



Organization

2013 Flying Squirrels

2012: In Review

History & Records

Eastern League

SF Giants

General Info

### OWNERSHIP

President & Managing General Partner.....	Lou DiBella
General Partner.....	Larry Botel
General Partner.....	Gary Green
General Partner.....	Harvey Ross
Member of the Chairman's Council.....	Brian Callaghan

### EXECUTIVE

Chief Executive Manager.....	Chuck Domino
Vice President/Chief Operating Officer.....	Todd "Parney" Parnell
General Manager.....	Bill Papierniak
Assistant General Manager.....	Tom Denlinger

### COMMUNICATIONS

Director of Broadcasting & Media Relations.....	Jon Laaser
Media Relations Manager/Radio Broadcaster.....	Jay Burnham
Creative Services Manager.....	Jason Grohoske

### CORPORATE SALES

Director of Corporate Sales.....	Ben Terry
Assistant Director of Corporate Sales.....	Jerrine Lee
Assistant Director of Corporate Sales.....	Mike Murphy

### TICKETS

Director of Tickets.....	Brendon Porter
Box Office Manager.....	Patrick Flower
Director of Group Sales.....	Brandon Greene
Assistant Director of Group Sales.....	Megan Angstadt
Group Sales Executive.....	Ida Henley
Group Sales Executive.....	Camp Peery
Group Sales Executive.....	Chris Joyner
Suites & Group Executive.....	Elyse Holben

### FINANCE

Controller.....	Faith Casey
Assistant Controller.....	Jessica Miller

### FOOD & BEVERAGE/MERCHANDISE

Executive Director of Food & Beverage/Merchandise.....	Ben Rothrock
Assistant Director of Food & Beverage.....	Eric Freeman
Food & Beverage Manager.....	Michael Caddell
Executive Chef.....	Gavin Edmunds

### IN-GAME ENTERTAINMENT/COMMUNITY RELATIONS

In-Game Entertainment Coordinator and Promotions Manager.....	Kellye Semonich
Community Relations Coordinator.....	Stephanie Sacks

### STADIUM OPERATIONS

Director of Stadium Operations.....	Steve Pump
-------------------------------------	------------

### FIELD OPERATIONS

Director of Field Operations.....	Steve Ruckman
Assistant Director of Field Operations.....	Cody Harvey





## DIBELLA

### Lou DiBella President & Managing General Partner

Lou DiBella currently serves as President & Managing General Partner of the Richmond Flying Squirrels, overseeing all aspects of the Flying Squirrels operations in Richmond. Over the past four years, that has included the creation of the Flying Squirrels' current ownership group, and formalizing the franchise's move to Richmond from Norwich, CT. Prior to the relocation of the franchise, DiBella served as President & Managing Partner of the Connecticut Defenders and the Norwich Navigators that preceded them. In that role, which he held from 2005-09, he fostered the relationship that continues presently between the Flying Squirrels and their parent-club, the San Francisco Giants.

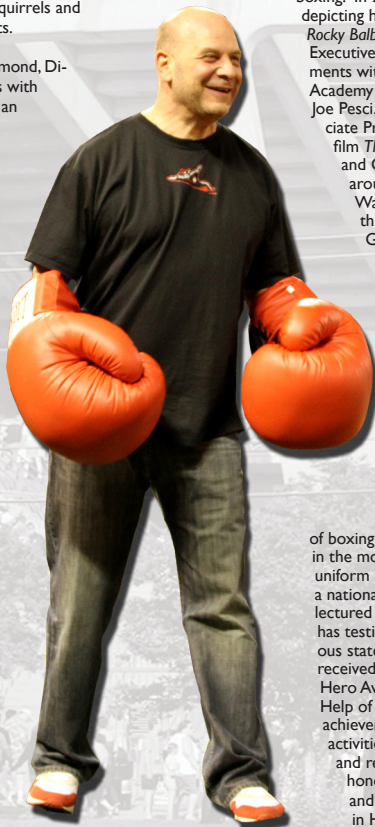
Although he led baseball's return to Richmond, DiBella's name continues to be synonymous with world championship boxing. He enjoyed an outstanding 11-year run at HBO Sports, where he was the backbone of the division that vaulted HBO Boxing to signature programming status. HBO Pay Per View flourished under his leadership, televising many of the biggest prizefights in the history of the sport. DiBella recruited and signed a bevy of boxing stars for HBO, including such champions as Oscar De La Hoya, Roy Jones Jr., and Lennox Lewis. He also revolutionized the sport as creator of the critically acclaimed "Boxing After Dark" television series, providing underexposed fighters the opportunity to advance their careers on a national stage.

In May of 2000, he launched DiBella Entertainment (DBE), a full-service sports and entertainment company. DBE continues to be one of the most successful companies in boxing. DiBella has been lauded in the boxing community for fighting the contractual exploitation of boxers by promoters. DBE adheres to the following mission: to create a business model that shifts the balance of power from promoters to boxers; and establish a legacy of matchmaking excellence, both in an effort to improve the health of the boxing industry.

Past and present boxers represented by DiBella Entertainment include current WBC Middleweight champion Sergio Gabriel Martinez, former middleweight world champions Jermain Taylor and Bernard Hopkins, former junior welterweight titlist Paule Malignaggi and WBC Welterweight champion Andre Berto.

In January 2005, DBE launched DBE Productions. Through that outlet in 2007, DBE Productions produced the documentary, "Magic Man," which depicted the life of Paule Malignaggi and his rise in the world of boxing. In 2006, DiBella made his acting debut, depicting himself as a boxing promoter in *Rocky Balboa*. In 2008, he added the credit of Executive Producer to his list of accomplishments with the 2009 film *Love Ranch*, starring Academy Award winners Helen Mirren and Joe Pesci. In 2010, he was credited as Associate Producer of the critically acclaimed film *The Fighter*, starring Mark Wahlberg and Christian Bale. The film centers around the early life of "Irish" Micky Ward, who cemented his legacy with three legendary fights against Arturo Gatti, while a fighter with DBE.

DiBella was born and raised in Brooklyn, New York, and attended Manhattan's prestigious Regis High School. He was a summa cum laude graduate of Tufts University, where he was elected to Phi Beta Kappa. A 1985 graduate of Harvard Law School, DiBella spent four years as an attorney with the prestigious law firm Sullivan & Cromwell. A tireless advocate of boxing reform, DiBella has been a leader in the movement for federal regulation, uniform health and safety standards and a national boxing commission. He has lectured extensively on these subjects and has testified before Congress and numerous state and local bodies. In 1999, DiBella received the Thurman Munson Corporate Hero Award from the Association for the Help of Retarded Children for both his achievements at HBO and his charitable activities. Numerous civic organizations and retired boxer's associations have honored him, including Ring 8, Ring 34 and Latinos in Sports. DiBella resides in Huntington Bay, New York.



## RICHMOND FLYING SQUIRRELS



## DOMINO

### Chuck Domino Chief Executive Manager

A 31-year veteran of the baseball business, Chuck Domino is currently the Chief Executive Manager of the Richmond Flying Squirrels. He also holds the title of President with the Lehigh Valley IronPigs (Triple-A, International League). He served as President of both the IronPigs and the Reading Phillies (Double-A, Eastern League) from 2006-2009. Domino's efforts have been greatly recognized with his 2010 induction into the Reading Baseball Hall of Fame. Following the 2010 season, Domino was also honored as the Eastern League's Executive of the Year, an award he had previously won four times while with the R-Phils. During their inaugural season in 2010, Domino led the Flying Squirrels to the overall and average attendance crowns in the Eastern League. In each of the last three seasons, the IronPigs have claimed the overall Minor League Baseball attendance title.

**2012:** Led Lehigh Valley to their third consecutive overall minor league baseball attendance title ... Guided Richmond to their second overall Eastern League attendance crown in three years. **2010:** Was named Eastern League Executive of the Year ... Led Richmond to overall and average attendance crown in EL ... Was inducted into the Reading (PA) Baseball Hall of Fame. **2008:** Was inducted into the Berks County Business Hall of Fame by Junior Achievement in March ... R-Phils led the Eastern League in overall and average attendance (436,789/6,423). Oversaw the inaugural season for the IronPigs ... Lehigh Valley finished 5th in the International League in overall and average attendance (602,033/8,479). **2007:** R-Phils led the Eastern League in overall and average attendance (466,385/6,663) ... FirstEnergy Stadium became the first ballpark that has never been home to a Triple-A franchise to welcome its 10 millionth fan all-time ... The R-Phils became the first E.L. team to draw better than 450,000 fans in eight consecutive seasons ... Presented "Champion of Youth Award" by the Olivet Boys and Girls Club ... R-Phils were nominated for the Larry MacPhail Award given to the top promoter in the Minors. **2006:** Named Eastern League Executive of the Year for the 4th time ... Led E.L. in overall and average attendance (460,216/6,669) ... The R-Phils became the first E.L. team to draw better than 450,000 fans in seven consecutive seasons ... Honored with the Extra Innings Award, presented at the Minor League Baseball Promotional Seminar to the team that demonstrates excellence in community service, for the opening of Gordon Hoodak Stadium at Lauer's Park ... Franchise nominated for the Larry MacPhail Award given to the top promoter in the Minors ... Named President of both the Reading Phillies (AA) and the Lehigh Valley IronPigs (AAA). **2005:** Led the Eastern League in attendance at 468,105 fans ... The city of Reading became the first E.L. city to surpass the 9-million mark in total attendance (5.9 million fans have come under Domino's watch) ... Broke ground on Gordon Hoodak Stadium at Lauer's Park. An \$850,000 downtown youth stadium built by Baseballtown Charities on the grounds of Lauer's Park Elementary School. The school is named for the former stadium which housed several professional teams from 1907-1941. The likes of Babe Ruth, "Shoeless" Joe Jackson and others have played on site. **2004:** Led the R-Phils to an Eastern League best and franchise record 7,138 fans per game ... Inducted into the Berks County Chapter of the Pennsylvania Sports Hall of Fame ... Recipient of Boy Scouts "Spirit of Scouting" Award. **2003:** Named Minor League Baseball Executive of the Year by Baseball America ... Guided the Reading Phillies franchise to the John H. Johnson President's Trophy. The President's Trophy is the highest honor presented by Minor League Baseball to one organization each year. The winner of the trophy is selected based on franchise stability, contributions to league stability, contributions to baseball in the community and promotion of the baseball industry ... Named Community Leader of the Year by the Arthritis Foundation. **2002:** Guided Reading to a franchise record attendance of 486,570 fans. **2001:** Named "Small Business of the Year" by the Berks County Chamber of Commerce. **2000:** Led Reading Phillies to their second Bob Freitas Award, presented by Baseball America given annually to the best operation at each of Minor League Baseball's four classifications ... Made Reading the first two time recipient of the award, having also won in 1991 ... Also named by Baseball America as the Bob Freitas Award recipients for the decade of the '90's ... Named "Executive of the Year" by the Middle Atlantic Major League Baseball Scouts Association. **1999:** Earned club's second Larry MacPhail Promotional Trophy presented annually to the top promoter in Minor League Baseball. **1998:** Named Minor League Baseball Executive of the Year by The Sporting News. **1997:** Eastern League Executive of the Year. **1995:** Named the General Manager you would want to run your franchise by Baseball America in an article titled "Building the Perfect Beast" **1994:** Recipients of the Larry MacPhail Promotional Trophy. **1991:** Recipients of the Bob Freitas Award by Baseball America given annually to the best operation at each of Minor League Baseball's four classifications. **1989:** Eastern League Executive of the year ... The Sporting News Class-AA Executive of the Year. **1988:** Eastern League Executive of the year. **1987:** Hired as Reading Phillies General Manager **1986:** Pioneer League Executive of the year while serving as General Manager of the Idaho Falls Braves. **Personal/Misc.:** Born in Pittsburgh, PA October 22, 1959 ... 1978 graduate of Mt. Lebanon High School where he played baseball ... 1982 graduate of St. Thomas University (formerly Biscayne College) with a degree in Sports Administration ... Resides in Cumru Township, PA ... Has been a Berks County Resident since October 1987 ... Also serves as President of Baseballtown Charities, the 501(c)(3) charitable arm of the Reading Phillies.

As Domino was inducted into the Reading Baseball Hall of Fame during the 2010 season, the Reading Phillies unveiled their new "inflatable Domino." Below, the two Dominos get acquainted during the induction ceremony at FirstEnergy Stadium in Reading, PA.



Organization

2013 Flying Squirrels

2012: In Review

History & Records

Eastern League

St. Giants

General Info





## PARNEY

### Todd "Parney" Parnell Vice President/COO

Todd "Parney" Parnell serves as the Vice President and Chief Operating Officer for the Richmond Flying Squirrels. In that role, he oversees all aspects of the Flying Squirrels' day-to-day operations in Richmond.

After leading the Flying Squirrels to the 2010 Eastern League attendance title, "Parney" and the Squirrels saw an increase in average attendance during the 2011 regular season and were easily the top-draw during the 2011 EL postseason. For his efforts, and due to the team's success on the field and off, "Parney" was honored by *Baseball America* following the season with their top minor league award. He was named 2011 *Baseball America* Minor League Executive of the Year. The Flying Squirrels now boast the distinction of having two recipients of the award in their front office, as Chuck Domino was also recognized with the award in 2003 while with the Reading Phillies. Parney followed up his award-winning season by guiding the franchise to their second overall Eastern League attendance crown in 2012.

With his leadership, the franchise completed a 1.5 million dollar renovation of The Diamond, where they opened Eastern League play in 2010. During their inaugural season, the club quickly established itself as a leader in the community, while smashing corporate and ticket sales expectations. With "Parney" at the helm, the Flying Squirrels led the Eastern League in both overall and average attendance, welcoming 463,842 (6,626) fans to The Diamond. Through innovative marketing and branding initiatives, the club posted record-breaking merchandise sales, and was awarded Logo of the Year for 2010 by *Ballpark Digest*.

Upon the completion of their inaugural season, the franchise was recognized as the Richmond Business of the Year by the Greater Richmond Chamber of Commerce (GRCC). "Parney" also currently serves the Richmond Chapter of the Cal Ripken Sr. Foundation Board of Trustees, as well as the Richmond Police Athletic League Board of Directors. Due to his flamboyant nature and wealth of experience in professional sports, "Parney" has also become one of the most popular speakers and guest lecturers in the region.

Prior to joining the effort to return baseball to Richmond,

"Parney" served as the President of the Greenberg Sports Group (GSG), which provides management, consulting and marketing services to the sports industry across the country. GSG also manages the overall operations of Minor League Baseball's State College (PA) Spikes (Short-A/New York-Penn League) and Myrtle Beach (SC) Pelicans (A/Carolina League). "Parney" held the title of President for both franchises.

2013 will mark Parnell's 24th season in minor league baseball. In addition to his roles with both the State College and Myrtle Beach franchises, he spent seven seasons (2002-08) as the General Manager of the Double-A Eastern League's Altoona Curve, a position he relinquished in December, 2008, after the sale of the franchise from Curve Baseball LP to the family of Robert F. Lozinak.



During his time as the Curve's General Manager, the club set numerous single-game and season attendance records, continually re-invested private money into capital improvement projects at Blair County Ballpark, and helped the franchise gain national stature as one of the most creative and innovative teams in professional sports. The Curve won the prestigious Larry MacPhail Promotional Award in 2004, the 2006 *Baseball America* Freitas Award as the top Double-A franchise and added the highest honor bestowed annually upon a Minor League Baseball club, the John H. Johnson President's

Trophy, in 2006. Altoona became only the 11th franchise to receive all three major awards, and was the first team to accomplish the feat in less than three years.

Prior to joining the Curve, the North Carolina native was the Vice President and GM of the Single-A Kannapolis (NC) Intimidators (formerly the Piedmont Boll Weevils) in the South Atlantic League from 1997 to 2001. During his tenure in Kannapolis, the club set attendance records (either overall or average) in each of his first four seasons and made the playoffs in 1998 and 2000. For his efforts, Parnell was named the 1999 South Atlantic League General Manager of the Year.

The 45-year old graduated from Messiah College in 1988 with a degree in physical education and a minor in business. He has two daughters, Lindsay (18) and Samantha (15).

# ORGANIZATION



## PAPIERNAK

### Bill Papierniak General Manager

Bill enters his 16th season in professional baseball and serves as the General Manager of the Richmond Flying Squirrels. His leadership helped the Flying Squirrels build the franchise in little more than seven months, culminating in minor league merchandising records, an Eastern League attendance title and multiple community impact awards. He steered the franchise back to the Eastern League's overall attendance title in 2012 - a season in which the franchise also welcomed their one millionth fan. Papierniak came to Richmond from the Daytona Cubs (Chicago Cubs - Florida State League), where he spent six seasons as General Manager.

Bill was tabbed as the "Executive of the Year" by the Florida State League following the 2009 season, his final campaign before joining the Flying Squirrels. Under his watchful eye, the Daytona Cubs franchise was recognized for a ground-breaking 2006 season and continued contribution to Minor League Baseball by being named the winner of *Baseball America's* 2006 Bob Freitas "Organization of the Year" Award for the Single-A level.

Over his six seasons with the Daytona Cubs, Papierniak helped the Cubs set attendance records at Jackie Robinson Park in five consecutive seasons. The team also shattered sponsorship and corporate sales records, becoming an award-winner and one of the most respected in Minor League Baseball.

Prior to joining the Cubs, the Northern Virginia native was a member of the Hagerstown Suns in the South Atlantic League for two seasons, ascending to the role of Assistant General Manager. During his tenure, the Suns were tabbed by ESPN in 2002 and 2003 with a "Veeckie" for top promotions in Minor League Baseball. For his efforts, Papierniak was named the 2002 South Atlantic League "Sales Executive of the Year."

Bill spent the first four seasons of his minor league baseball career with the Carolina League's Lynchburg Hillcats as the club's Director of Group Sales and Promotions.

Papierniak graduated from James Madison University with a B.B.A in management. He and his wife Michelle live in Midlothian along with their son Trae (9) and two daughters Ainsley (7) and Adalyn (2).



Organization

2013 Flying Squirrels

2012: In Review

History & Records

Eastern League

SF Giants

General Info





## DENLINGER

### Tom Denlinger Assistant General Manager

Denlinger joined the Flying Squirrels in the role of Assistant General Manager in September of 2009. He was part of the initial team on the ground in Richmond that started the franchise from a single conference table at The Diamond. He was integral in the start-up of the franchise, overseeing all aspects of corporate sales, ticket programs and group sales. With his help, the Flying Squirrels shattered initial expectations for both corporate and ticket sales, leading the Eastern League in attendance during their inaugural season. His work also led the Flying Squirrels to become quickly ingrained throughout Richmond's corporate culture.

2013 will mark Denlinger's 11th season in Minor League baseball, having previously spent time with the Daytona Cubs (Advanced-A – Florida State League) and the Delmarva Shorebirds (A – South Atlantic League).

The 33-year old graduated from Messiah College in 2003 with a degree in Sports Management. Following his graduation, he got his start in minor league baseball with the Reading Phillies (Double-A - Eastern League), then under the direction of current Flying Squirrels' Chief Executive Manager Chuck Domino. During his lone season with Reading, he played a role in the R-Phils leading the league in attendance and establishing records for attendance and sales.

After his experience in Reading, Tom went to work for the Shorebirds. During his three seasons in Delmarva, he ascended through the groups and sponsorship departments while establishing new sales records in each. He then joined Flying Squirrels' General Manager Bill Papierniak in Daytona, rising to the role of Assistant General Manager, a position he held through the 2009 season. During his tenure in Daytona, the Cubs established new community initiatives, while shattering attendance and sponsorship records.

During his first three seasons in Richmond, Denlinger has become active in the Richmond business community, frequently speaking to business leaders and groups. His work in that area helped the Flying Squirrels become the Greater Richmond Chamber of Commerce's Business of the Year for 2010.



Denlinger is a native of Paradise, PA, and an avid sports fan. He currently lives in Richmond and is involved with his church. Now fully recovered from knee surgery, he has returned to many rec-league athletic fields throughout the community.



## RICHMOND FLYING SQUIRRELS



# ORGANIZATION



## FLYING SQUIRRELS ON THE AIR

The 2013 season of Flying Squirrels baseball can be heard locally on the radio on the flagship station for Flying Squirrels Baseball, Sports Radio 910 AM. Broadcasts will begin one half-hour before scheduled first pitch with "The Flying Squirrels Pregame Warmup" hosted by Jay Burnham. Game broadcasts will also include the half-hour "Flying Squirrels Postgame WWrap" hosted by Burnham. Flying Squirrels game broadcasts will also be heard world-wide online at SportsRadio910.com and on IHeart Radio.



# LAASER

## Jon Laaser Radio Broadcaster

Jon Laaser, 33, returns for a fourth season behind the microphone for all 142 Flying Squirrels games in 2013. He came to Richmond following a one-season stint as the lead broadcaster for the Montgomery Biscuits (Double-A – Tampa Bay Rays). He has been reunited in Richmond with Flying Squirrels' Vice President & COO Todd "Parney" Parnell, whom he worked with while calling games for the Myrtle Beach Pelicans (Advanced-A – Atlanta Braves) in 2008 and the Altoona Curve (Double-A – Pittsburgh Pirates) in 2007. A native of Minneapolis, MN, he has also provided play-by-play for the Yakima Bears (A – Arizona Diamondbacks), St. Paul Saints (Independent) and St. Cloud River Bats (Summer Collegiate). During the offseason, the versatile broadcaster has also served as a television and radio announcer for Virginia Commonwealth University Men's and Women's Basketball. He also frequently contributes to and serves as a fill-in sports talk radio host for Sports Radio 910. Laaser has also occupied the role of lead announcer for Charleston Southern University football and men's basketball, the Minnesota State High School Football/Basketball Championships and Hamline (MN) University football. His broadcasting career began in sports talk radio, with Clear Channel's KFAN in his native Minneapolis.



# BURNHAM

## Jay Burnham Radio Broadcaster

Jay Burnham, 31, joins the Flying Squirrels' broadcast team after spending the past three seasons as Director of Broadcasting for the Trenton Thunder (Double-A New York Yankees). Burnham is entering his 11th season broadcasting minor league baseball, including stints with the Hagerstown Suns (A - San Francisco Giants), Pensacola Pelicans (Independent), Asheville Tourists (A-Colorado Rockies) and Thunder. A native of Shelburne Falls, MA, Burnham was the recipient of the prestigious 2011 Minor League Broadcaster of the Year award issued by *Ballpark Digest*, a renowned industry publication. The Elon University graduate has called play-by-play for over 1,000 professional baseball games, including two All-Star contests, in over 30 different stadiums throughout his career. He is also the host and creator of "The Minor League Report," a weekly podcast covering minor league baseball across the country. He currently resides in Richmond with his wife Cheyenne.

Organization

2013 Flying Squirrels

2012: In Review

History & Records

Eastern League

SF Giants

General Info



## 2013 MEDIA & INFORMATION GUIDE





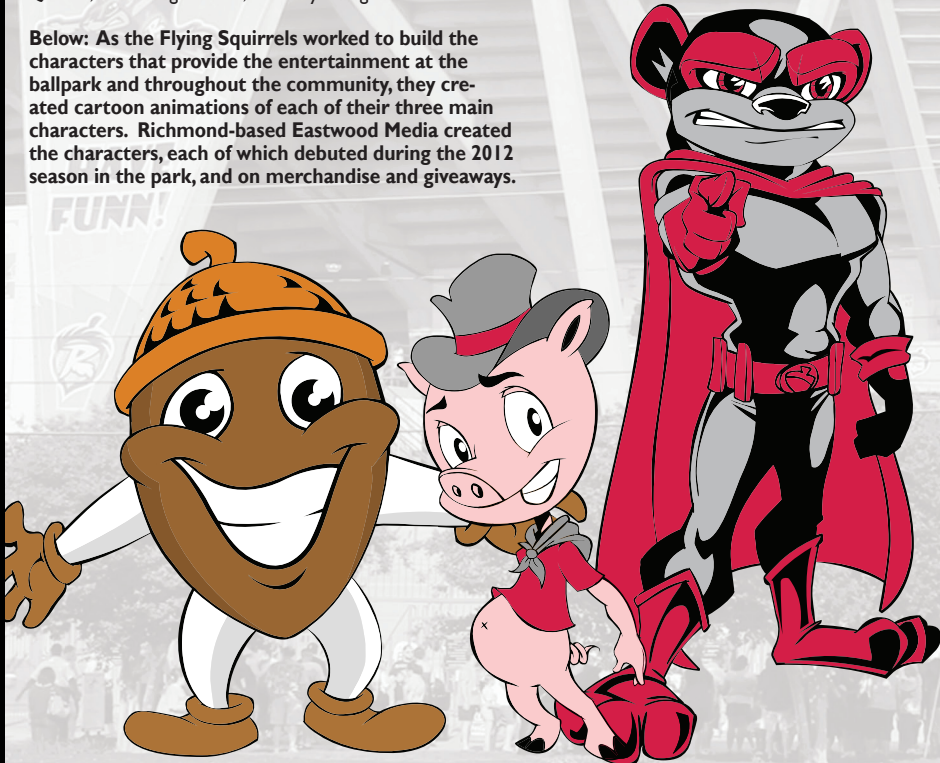
## MASCOTS

### Directors of Funn

After making a grand entrance into Richmond as the face of the Flying Squirrels in February, 2010, Nutzy has quickly become one of the most recognizable characters in the region. He participates in countless community events, and visits hundreds of schools each year. The rigors of his schedule were nearly too much even for the superhero, which is where his new friends have come in. As the franchise continued to grow its brand prior to their second season in the River City, they introduced Zinger the inflatable Acorn and Parker the Rally Pig. Each were introduced before the 2011 season with each name the result of a community-wide naming contest.

While Nutzy continues to keep the Diamond free of would-be-base-stealers, Zinger works to keep the energy up at the ballpark. Meanwhile, Parker, who enjoys the confines of three separate living pens on the Boulevard, appears upon the rare occurrence that the Flying Squirrels are trailing in a home ballgame. The trio serve as the main Flying Squirrels' mascots, but are also joined by secondary characters; Flingo "the Flamingo," the Molly Maid Dancing Drag Queens, the Racing Peanuts, a victory Viking and Pirate.

**Below:** As the Flying Squirrels worked to build the characters that provide the entertainment at the ballpark and throughout the community, they created cartoon animations of each of their three main characters. Richmond-based Eastwood Media created the characters, each of which debuted during the 2012 season in the park, and on merchandise and giveaways.



RICHMOND FLYING SQUIRRELS

"AA" AFFILIATE



2013 FLYING SQUIRELS



2013  
Media & Information Guide



# 2013 FLYING SQUIRRELS

Organization

2013 Flying Squirrels

2012: In Review

History & Records

Eastern League

SF Giants

General Info



## Dave Machemer

Manager

Years with Giants:  
Professional Experience:

8 Seasons  
39 Seasons  
23 as Manager  
April 7th, 2011  
Stevensville, MI  
Signed by Giants (2005)

Flying Squirrels Debut:  
Resides:  
Acquired:



Dave Machemer returns to guide the Richmond Flying Squirrels for a third season in 2013. In his two seasons, he has led the Squirrels to an overall record of 146-137. His first season at the helm in 2011 provided highlights both personally and for the franchise. He led the Flying Squirrels to a 76-66 record and a wild-card berth in the playoffs. The Squirrels eventually swept the Harrisburg Senators in three games for the Western Division Championship before falling to New Hampshire in the Eastern League Championship Series. On September 2, 2011, Machemer recorded his 1,500th managerial victory when the Squirrels downed the Altoona Curve. He returns to Richmond for his 9th season in the Giants organization, the 6th he will spend at the helm of San Francisco's Double-A entrant.

He has recorded 1,571 victories in a managerial career that began in 1985. 2013 will mark his 40th campaign in professional baseball, and 23rd as a manager. Prior to joining the Giants organization, he spent the previous three seasons in the Montreal Expos' chain, as skipper at Double-A Harrisburg (2003-04), and Clinton (A - Midwest) in 2002. He was also a minor league manager or coordinator with Milwaukee Brewers (1985-91), Expos (1992-95) and Baltimore Orioles (1996-2002). Other managerial stops include Double-A Bowie (2001), Single-A Frederick (2000), Triple-A Rochester (1999), Single-A Delmarva (1998), Double-A El Paso (1996-97), Triple-A Denver (1989-90), Single-A Stockton (1987-88) and Rookie-level Beloit (1985). An infielder during his playing days, he appeared in 29 Major League games between the 1978 and 1979 seasons. He currently resides with his wife Marcia in Stevensville, MI.



## MAC IN THE EASTERN LEAGUE

2001 - Bowie Baysox	59-82
2003 - Harrisburg Senators	60-82
2004 - Harrisburg Senators	52-90
2005 - Norwich Navigators	71-71
2006 - Connecticut Defenders	64-77
2007 - Connecticut Defenders*	63-78
2011 - Richmond Flying Squirrels	76-66
2012 - Richmond Flying Squirrels	70-71

**TOTALS** 515-617

\*Did Not Manage Entire Season

# 2013 FLYING SQUIRRELS



## Ross Grimsley

Pitching Coach

Years with Giants: 14 Seasons  
 Professional Experience: 43 Seasons  
 Flying Squirrels Debut: 29 as Coach/Coordinator April 8th, 2010  
 Resides: Owings Mill, MD  
 Acquired: Signed by Giants (1999)



Grimsley marks his 15th season in the Giants organization and fourth in Richmond in 2013. 2013 also marks Grimsley's 30th season as an instructor and his 44th overall in professional baseball. Grimsley has been the only pitching coach in franchise history. His three stints in Richmond have never finished lower than 4th in staff ERA, including a second place finish in 2012. Grimsley's hurlers also accomplished something never done before in the Eastern League, as RHP Chris Heston and LHP Mike Kickham swept starting pitching nods on the league's post-season All-Star team. Heston was also named as Eastern League Pitcher of the Year. The pitching staff, which led the EL in staff ERA was also the driving force behind Richmond's run to the ELCS in 2011. In 2009, he served as the pitching coach for the Flying Squirrels' predecessor, the Connecticut Defenders (Double-A – Eastern League), guiding the staff to the third-lowest ERA in the league (3.53). He spent the four previous years (2005-08) as the pitching coach for the Augusta Greenjackets (A – South Atlantic League). Before joining the Giants, he also served as a coach in the Seattle Mariners, Atlanta Braves, Baltimore Orioles and Philadelphia Phillies organizations.

As a left-handed pitcher, he spent 11 Major League seasons with the Cincinnati Reds (1971-73), Baltimore Orioles (1974-77, '82), Montreal Expos (1978-80) and Cleveland Indians (1980). After being named to the *Baseball Digest* 1971 All-Star Rookie Team, he went on to pitch in three (3) League Championship Series (1972, 1973 and 1974), as well as the World Series in 1972 and All-Star Game in 1978. He tossed a two-hitter in game four of the 1972 NLCS (vs. Pittsburgh Pirates) and went on to claim a pair of victories in that season's World Series (vs. Oakland Athletics). After signing with the Expos as a free agent in 1978, he became the first 20-game winner in franchise history (1978) and was named the Expos' Player of the Year in the same season. He recorded double-digit win totals in eight of his 11 seasons, and finished his career with a record of 124-99 with an ERA of 3.81 in 345 appearances. He currently resides in Owings Mill, MD, with wife Byrd. The couple has two children, Patrick and Natalie, as well as granddaughter, Autumn.



## Ken Joyce

Hitting Coach

Years with Giants: 3 Seasons  
 Professional Experience: 18 Seasons  
 Flying Squirrels Debut: 10 as Hitting Coach April 7th, 2011  
 Resides: Portland, ME  
 Acquired: Signed by Giants (2010)



Joyce enters his fourth season with the Giants' organization, having spent his first in 2010 as the hitting coach for the Triple-A Fresno Grizzlies and last two as the hitting coach for the Flying Squirrels. Following the 2011 season, Joyce served as the hitting coach of the Scottsdale Scorpions of the Arizona Fall League. In that role, he helped with the final development of phenoms Bryce Harper and Mike Trout. Joyce also oversaw the final development of Buster Posey, who hit .347 in 47 games with Fresno in 2010, before he ascended to the Major Leagues and claimed National League Rookie of the Year honors. Prior to joining the Giants, he spent eight seasons (2002-09) with the Toronto Blue Jays. He spent 2009 as the hitting coach with the Blue Jays' Triple-A entrant, the Las Vegas 51's. When he joined Richmond in 2011 it marked a return to the Eastern League for Joyce, having also served as a hitting coach with the New Hampshire Fisher Cats for two seasons in 2007-08. Before his stint with Toronto, Joyce worked for both the Adirondack Lumberjackets (2001) and the Catskill Cougars (2000) of the independent Northern League. From 1994 to 1999, he served in a variety of roles for the Florida Marlins; Bullpen Coach (Portland - AA - 1994-95), Hitting Coach (Portland - AA - 1996), Hitting Coach (Utica - SS-A - 1997), and Manager (Utica - SS-A - 1998-99). As a pitcher, he saw action over five different seasons with Toronto (1991), Oakland (1992-94), and Minnesota (1995).

Joyce attended the University of Southern Maine, earning a BA in History and Education. He played in the 1985 NAIA College World Series before spending four seasons as an assistant coach at University of Southern Maine as well as coaching in the 1989 NCAA NAIA Division III World Series. He was elected to the University of Southern Maine Hall of Fame in 1998, and was elected into the State of Maine Baseball Hall of Fame in 2001. He currently resides in Portland, ME with wife Janet, son, Tommy and daughter, Jill.

Organization

2013 Flying Squirrels

2012: In Review

History & Records

Eastern League

SF Giants

General Info

## 2013 MEDIA & INFORMATION GUIDE



13

# 2013 FLYING SQUIRRELS

Organization

2013 Flying Squirrels


2012: In Review

History & Records

Eastern League

SF Giants

General Info



## Ehire Adrianza

SS

Height/Weight: 6-1/155  
 Bats/Throws: Switch/Right  
 Born: August 21st, 1989 in Miranda, VZ  
 Resides: Miranda, VZ  
 Acquired: Signed by Giants as a NDAFA  
 April 26, 2006



### THE ADRIANZA FILE

**Flying Squirrels Debut:**  
4/5/12 @ New Britain

**Last Team:**  
Richmond Flying Squirrels

### CAREER HIGHS:

Runs... 3 (x6).....last, 4/20/12 @ ALT  
 Hits... 4 (x2).....last, 8/13/11 @ LAN  
 HR:.....2.....8/14/11 @ LAN  
 RBI:.....4.....6/14/10 vs. HDM  
 SB:.....2.....5/29/09 vs. GVL

The Giants got more questions than answers when totaling up the 2012 season for Adrianza. He was every bit the defensive standout that he was touted to be, however he struggled mightily with the bat, raising questions as to whether he can compete offensively against top-line pitching. Heading into 2013, the 23-year old once again is tagged by *Baseball America* as the top defensive infielder among Giants' prospects. However, hitting .220 in his first go-around in the Eastern League in 2012 has dropped his prospect stock to some degree. He enters the season as the #24 prospect in BA's top-30 rankings for San Francisco farmhands. He will more than likely open 2013 back in Richmond, once again playing short-stop everyday for the Flying Squirrels. Whether or not he can compete from the left side of the plate will be what to watch for. And there will be plenty of eyes on the middle of the infield at The Diamond as the Giants will move former first rounder Joe Panik to second base to form a prospect-laden double-play tandem with Adrianza.

### 2012

Made Squirrels debut on 4/5/12 at New Britain ... spent entire 2012 season with Richmond and played in a career high 127 games ... Has played for every level of the giants minor league system ... Turned a league best 84 double plays and finished second with a .969 fielding percentage ... Rated the #24 prospect entering the season ... Five triples lead the team ... Placed on 40 man roster following 2010 season and will be using his third and final minor league option for 2013.

### 2011

Lagged behind breaking clubs after tearing a ligament in his thumb at the end of spring training ... 5/13: was assigned to Augusta (A-) from Richmond Flying Squirrels (AA) (Disabed List - Never Appeared with Flying Squirrels) ... Played 38 games and batted .231 33-143 with 3 HRs and 17 RBIs ... In home games batted .265 (18-68) in 18 games and 2 HRs with 9 RBIs ... On away games batted .200 (15-75) in 18 games with 1 HR and 8 RBIs in 20 home games ... In May batted .175 (11-63) with 2 HRs and 5 RBIs in 16 games ... In June batted .275 (22-80) with 1 HR and 12 RBIs in 22 games ... Went 3-4 with 2B, HR and 3 RBIs on 6/17 against ASH ... Was promoted to the San Jose Giants (A+) and batted .300 (69-230) with 3 HRs and 27 RBIs in 56 games ... In July batted .287 (27-94) with 0 HRs and 10 RBIs in 25 games ... In August batted .313 (36-115) with 3 HRs and 15 RBIs in 26 games ... Went 2-4 with 2 HRs and 3 RBIs on 8/17 @ LAN ... Invited to second straight big league spring training camp prior to the season ... #5 prospect entering season.

### 2010

Rated 2nd among California League shortstops with a .972 fielding percentage ... Committed just 16 errors in 569 chances ... Did not commit an error after July 31st, finishing the regular season with a 26-game errorless string ... Posted career-highs in virtually every offensive category, including: runs (70), hits (114), 2Bs (22), 3Bs (5), HRs (3), walks (47), strikeouts (87), stolen bases (33) and stolen base attempts (48) ... 33 stolen bases were 4th in the California League ... Was selected as the top defensive infielder in the California League by nearly a unanimous vote among league managers ... Rated 8th best prospect in the Giants' system by *Baseball America* prior to the season ... Started all eight (8) games for San Jose in the California League playoffs as they claimed a second consecutive league championship ... Batted .250 in the post-season (5-20), including a 2B and a HR ... Spent entire season with San Jose, his first appearance above the low-A level ... Added to the Giants' 40-man roster following the season ... Invited to first big league spring training prior to the season.

### 2009

Spent his entire first full-season with low-A Augusta in the South Atlantic League ... Appeared in a career-high 117 games, hitting .258 (100-388) ... Was 19 for the majority of the season, making him one of the youngest regulars in the SAL ... Ranked second among SAL shortstops with a .942 fielding percentage ... Committed 30 errors in 513 total chances ... Rated as the #6 prospect in the Giants' system by *Baseball America* prior to the season.

### PERSONAL & MISCELLANEOUS

Native of Miranda, Venezuela ... Signed by the Giants as a 16-year old on April 26, 2006 ... Is the nephew of former Chicago White Sox/Miami Marlins manager and former major league shortstop Ozzie Guillen ... Omar Vizquel watched him field grounders in the AZL in '08 and proclaimed that his glove would get him to the major leagues.

### ADRIANZA'S CAREER BATTING STATISTICS

Year	Team	League	ORG	AVG	G	AB	R	H	2B	3B	HR	RBI	BB	IBB	SO	SB	CS	OBP	SLG	OPS	
2006	DSL Giants	DSL	SF	.156	44	122	17	19	2	1	0	7	24	0	31	3	2	.311	.189	.500	
2007	DSL Giants	DSL	SF	.241	66	249	44	60	17	2	0	30	41	1	31	23	6	.351	.325	.676	
2008	Fresno	PCL	SF	.500	2	6	2	3	1	0	0	0	2	0	1	0	0	.625	.667	1.292	
2008	AZL Giants	AZL	SF	.255	15	55	13	14	4	0	1	6	7	0	4	0	1	.349	.382	.731	
2008	Salem-Keizer	NOR	SF	.400	1	5	3	2	0	0	0	0	0	0	1	0	0	.400	.400	.800	
2009	Augusta	SAL	SF	.258	117	388	54	100	15	3	2	46	42	0	66	7	1	.333	.327	.660	
2010	San Jose	CAL	SF	.256	124	445	70	114	22	5	3	35	47	0	87	33	15	.333	.348	.681	
2011	Augusta	SAL	SF	.231	38	143	18	33	10	1	3	17	18	0	32	3	2	.315	.378	.693	
2011	San Jose	CAL	SF	.300	56	230	34	69	24	3	3	27	23	0	46	5	1	.375	.470	.845	
2012	Richmond	EAS	SF	.220	127	451	52	99	22	5	3	32	41	2	90	16	4	.289	.310	.599	
<b>Minor League Totals</b>					.245	590	2094	307	513	117	20	15	200	245	3	389	90	32	.330	.341	.671



# 2013 FLYING SQUIRRELS



## Jeff Arnold

C

Height/Weight: 6-2/205  
 Bats/Throws: Right/Right  
 Born: January 13th, 1988 in Louisville, KY  
 Resides: Louisville, KY  
 Acquired: Selected by Giants in 26th Round 2010 MLB June Draft



### THE ARNOLD FILE

Flying Squirrels Debut: N/A

Last Team: San Jose Giants

### CAREER HIGHS:

Runs: .. 3 (x4) ..... last, 5/2/12 vs. STK  
 Hits: ..... 3 ..... Many  
 HR: ..... 2 ..... 8/7/10 @ EUG  
 RBI: ..... 4 ..... 7/29/11 vs. HIC  
 SB: ..... 1 ..... Many

Arnold has made a steady progression through the Giants' system since San Francisco selected him in the 26th round of the 2010 draft. Although he began 2012 with San Jose (A+), the presence of Andrew Susac didn't allow much time behind the plate for the 25-year old. After being transferred to Augusta (A), he turned in a very solid season, overseeing one of the most star-studded staffs in the minors. It would seem a natural fit for Arnold to return to San Jose to begin 2013, but with the prospect that the Giants may keep Susac back in the California League and the departure of Tommy Joseph to the Phillies, there will be a need for a backup catcher in Richmond. There are a number of options to fill that role, but there are certainly scenarios in which the choice is the Louisville product. Regardless of whether it's on opening day or later in the season, expect Arnold to make his Double-A debut at some point during the year.

### 2012

Split season between Augusta (A) and San Jose (A+) ... Began season with San Jose and appeared in 11 games. Was transferred to Augusta on 5/7 ... Played in 75 games with the Greenjackets and hit .293 (17-58) in the month of June ... Returned to San Jose 9/3 for final regular season game ... Was on San Jose postseason roster and appeared in game one of playoffs (0-2) ... Threw out a combined 36% (35-97) of base runners for the season.

### 2011

Spent all year with Augusta and hit .213 with six (6) HRs and 23 RBI's in 80 games ... Caught 41-of-88 base stealers (47%) ... Batted .240 (46-192) against RHP and .145 (11-76) vs. LHP ... Hit .302 (13-43) in month of July

### 2010

Appeared in 36 games with Salem-Keizer (A-), all as a catcher ... Hit two (2) homeruns on 8/7 at Eugene ... Threw out 40% (21-52) of base stealers...

### PERSONAL & MISCELLANEOUS

Selected by the Giants in the 26th round of the 2010 draft from University of Louisville ... Graduated Louisville Male High School (KY) in 2006 ... Tied the Babe Ruth World Series record with four hits in a single game ... Played all four collegiate seasons at Louisville (2007-2010) ... Was a Johnny Bench Award semifinalist (top college catcher) as a senior in 2010.

### ARNOLD'S CAREER BATTING STATISTICS

Year	Team	League	ORG	AVG	G	AB	R	H	2B	3B	HR	RBI	BB	IBB	SO	SB	CS	OBP	SLG	OPS	
2010	Salem-Keizer	NOR	SF	.241	36	112	11	27	8	1	3	10	6	0	29	2	1	.286	.411	.697	
2011	Augusta	SAL	SF	.213	80	268	30	57	16	0	6	23	25	1	80	2	0	.293	.340	.633	
2012	Augusta	SAL	SF	.238	75	240	26	57	19	1	3	23	23	0	72	1	1	.325	.363	.688	
2012	San Jose	CAL	SF	.429	12	35	6	15	4	0	0	8	1	0	9	1	0	.462	.543	1.005	
Minor League Totals					.238	203	655	73	156	47	2	12	64	55	1	190	6	2	.313	.371	.684

Organization

2013 Flying Squirrels

2012: In Review

History & Records

Eastern League

SF Giants

General Info



# 2013 FLYING SQUIRRELS

Organization

2013 Flying Squirrels

2012: In Review

History & Records

Eastern League

SF Giants

General Info



## Clayton Blackburn

RHP

Height/Weight: 6-3/220  
 Bats/Throws: Left/Right  
 Born: Jan. 6, 1993 in Amarillo, Texas  
 Resides: Edmond, OK  
 Acquired: Selected by Giants in 16th Round  
 2011 June Draft



### THE BLACKBURN FILE

Flying Squirrels Debut: N/A

Last Team: San Jose Giants

### CAREER HIGHS:

IP (S): ...8.2..... 6/5/12 vs. GBO  
 IP (R): ...3..... 7/12/11 vs. AZL  
 H: ...8 (x4).....last, 8/6/12 vs. CSC  
 BB: ...2 (x4).....last, 6/12/12 vs. ROM  
 SO: ...10 (x2).....last, 8/20/12 @ GVL

The Giants seemed to have pulled off a coup of sorts, landing Blackburn in the 16th round of the 2011 draft. They paid him well above slot money, believing he was ready to turn professional. They were right, as he signed, rather than fulfill a commitment to Oklahoma. Since then, he has been nothing short of dazzling, including leading the South Atlantic League in strikeouts at the age of 19. He shows an advanced feel for fastball command and secondary pitches, while already finding a velocity-ceiling in the low-90s. It would seem certain that Blackburn will open the season in San Jose (A+), but many feel that he has already reached his physical-ceiling. If that is the case, the Giants have every reason to keep pushing him until he finds a suitable level of competition. If he acclimates well to the environment in the hitter-friendly California League, he may get a shot to push forward to Richmond at some point during the year. He enters the season rated as the #6 prospect in the Giants' system, up 15 spots from a year ago, and the sky seems to be the limit in 2013.

### 2012

Pitched entire regular season with Augusta, was promoted to San Jose for the playoffs ...At age 19, led the South Atlantic League in strikeouts (143), K-BB ratio (7.9) and WHIP (1.02) ... Struck out six (6) or more batters in 16-of-22 starts ... Had a pair of 10-strikeout performances (5/17, 8/20) ... Earned the victory in game one of the California League Playoffs over Modesto (7IP, ER, 3H, 9K) ... Rated the #21 prospect entering the season ... Former Flying Squirrels' First Baseman Wes Hodges, after spending two weeks with the Greenjackets, proclaimed that he felt Blackburn could pitch effectively in the big leagues now.

### 2011

Made professional debut with AZL Giants on 7/1 ... Appeared in 12 games with six starts and a combined 33.1 innings pitched ... Earned win in first round of the AZL playoffs (6IP, 2ER).

### PERSONAL & MISCELLANEOUS

Drafted by the Giants in the 16th round of 2011 out of Edmond Santa Fe High School (Edmond) ... Was committed to Oklahoma before signing an over-slot \$150,000 bonus with San Francisco.

### BLACKBURN'S CAREER PITCHING STATISTICS

Year	Team	League	ORG	W	L	PCT	ERA	G	GS	CG	SHO	SV	SVO	IP	H	R	ER	HR	HB	BB	SO	WP	AVG
2011	AZL Giants	AZL	SF	3	1	.750	1.08	12	6	0	0	0	0	33.1	16	6	4	2	3	3	30	1	.140
2012	Augusta	SAL	SF	8	4	.667	2.54	22	22	0	0	0	0	131.1	116	47	37	3	8	18	143	5	.232
Minor League Totals				11	5	.687	2.24	34	28	0	0	0	0	164.2	132	53	41	5	11	21	173	6	.215



# 2013 FLYING SQUIRRELS



## Brett Bochy

RHP

Height/Weight: 6-2/190  
 Bats/Throws: Right/Right  
 Born: August 27th, 1987 in San Diego, CA  
 Resides: Poway, CA  
 Acquired: Selected by the Giants in the 20th Round 2010 MLB June Draft



### THE BOCHY FILE

**Flying Squirrels Debut:**  
4/7/12 @ New Britain

**Last Team:**  
Richmond Flying Squirrels

### CAREER HIGHS:

IP (S): ..... Has Never Started  
 IP (R): 22 (x2) ..last, 5/2/12 vs. BOW  
 H: ..... 3 (x2) ..last, 8/15/12 @ NBR  
 BB: ..... 3 ..last, 8/20/12 vs. BOW  
 SO: ..... 4 (x3) ..last, 6/16/12 vs. POR

2012 was another banner year for the Bochy baseball family. Bruce guided the Giants to their second World Series title in the last three seasons, while Brett continued to climb the organizational ladder with an exceptional campaign in Richmond. For the second consecutive season - in his second full-season - Brett limited the opposition to a paltry .161 average. He did it while serving most of the season as the Squirrels' closer. Although his final numbers for the year were very strong, upon further inspection they were even better. He boasted a 1.60 ERA on August 12th before conceding six earned runs over his final three outings of the season. He was eventually shut down for the year due to shoulder fatigue, which was more than likely ailing him over his final handful of outings. Although his stuff won't overwhelm hitters, his confident approach and deceptive delivery have him on the fast track. He received his first invitation to Major League spring training entering the year and a promotion to Fresno (AAA) seems likely. The only thing standing in his way is a large group of veteran hurlers at that level.

### 2012

Spent entire season with Richmond (AA), jumping a level in his second professional season ... Was named to the Eastern League Western Division Mid-Season All-Star team ... Did not allow a run over his first 11 appearances (18 IP) ... Allowed just five (5) hits over his first 18 IP (.089 BA) ... Made 34-of-41 scoreless appearances ... Converted 14 saves in 22 chances ... Was shut down for the season after outing on 8/20 against Bowie due to shoulder fatigue ... Sported a 1.91 ERA in road contests (22 G), compared with a 3.24 ERA at The Diamond (19 G) ... Posted a 5-2 record and 1.40 ERA before the All-Star break (28 G/38.2 IP), compared to 2-1, 5.52 following the break (13 G/14.2 IP) ... Maintained a 0.00 ERA through the month of April (8 G/12.2 IP) ... If his three toughest outings of the season (10 ER/2.1 IP) were subtracted, he would have posted an ERA of 0.88 (5 ER/5.1 IP) in the remaining outings ... Nicknamed "The Robot" by his bullpen mates for his ability to throw strikes.

### 2011

Made professional debut with Low-A Augusta on May 15 after beginning the season in extended spring training ... Made 35 appearances, all in relief, with the Greenjackets and logged 39 innings of work ... Posted a 1-0 record with a 1.38 ERA and 10 saves in 11 chances ... Recorded 53 strikeouts and allowed just eight (8) walks ... Surrendered just one (1) earned run in final 21 appearances (6/30 - 9/3) ... Limited South Atlantic League hitters to a .161 average (22-137)

### 2010

Underwent "Tommy John" (elbow ligament replacement) surgery in April of his junior season at Kansas and missed remainder of the college season and did not play after being chosen by the Giants in the 20th round of the 2010 MLB June draft.

### PERSONAL & MISCELLANEOUS

Son of Giants Manager Bruce Bochy ... Older brother Greg played four years in San Diego Padres farm system when Bruce Bochy managed the Padres ... Graduated from Poway (CA) High School ... Played in San Diego High School Senior All-Star Game ... Named to San Diego Union-Tribune All-Academic team twice ... Attended the University of Kansas ... Compiled a 7-0 record with a 3.62 ERA in 55 career appearances with the Jayhawks ... Earned Big 12 Pitcher-of-the-Week honors twice during his final season (2010) at Kansas ... Selected by the Giants in the 20th round of the 2010 June

### BOCHY'S CAREER PITCHING STATISTICS

Year	Team	League	ORG	W	L	PCT	ERA	G	GS	CG	SHO	SV	SVO	IP	H	R	ER	HR	HB	BB	SO	WP	AVG
2011	Augusta	SAL	SF	1	0	1.000	1.38	35	0	0	0	10	11	39.0	22	6	6	1	1	8	53	2	.161
2012	Richmond	EAS	SF	7	3	.700	2.53	41	0	0	0	14	22	53.1	29	15	15	3	3	18	69	1	.161
		Minor League Totals		8	3	.727	2.05	76	0	0	0	24	33	92.1	51	21	21	4	4	26	122	3	.161

Organization

2013 Flying Squirrels

2012: In Review

History & Records

Eastern League

SF Giants

General Info

## 2013 MEDIA & INFORMATION GUIDE



17

# 2013 FLYING SQUIRRELS

Organization

2013 Flying Squirrels

2012: In Review

History & Records

Eastern League

SF Giants

General Info



## Drew Bowlin

RHP

Height/Weight: 6-1/190  
 Bats/Throws: Right/Right  
 Born: December 28th, 1986 in Knoxville, TN  
 Resides: Dandridge, TN  
 Acquired: Selected by Giants in 23rd Round  
 2007 MLB June Draft



### THE BOWLIN FILE

Flying Squirrels Debut:  
8/26/11 @ Akron

Last Team:  
San Jose Giants

### CAREER HIGHS:

IP (S): 4 (x3) .....last, 7/12/08 @ YAK  
 IP (R): 4 .....Many  
 H: 6 .....7/27/08 vs. CUB  
 BB: 3 (x5) .....last, 6/30/11 vs. CSC  
 SO: 3 .....Many

The hard-throwing Bowlin was one of the arms that the Giants sent to Richmond (AA) from Augusta (A) during the tail-end of the 2011 season. While Bowlin had never appeared above the low-A level, he acclimated himself nicely in three regular season appearances as the Squirrels dramatically advanced to the post-season on the final day of the season. Bowlin was also tabbed for the post-season roster and made one appearance during the Eastern League Championship Series. Despite his brief success in 2011, the Giants put Bowlin back on his previous developmental track in 2012, and he spent the entire season with San Jose (A+). He posted a solid if not sensational season for the Giants and manager Andy Skeels, one that could put him in line for a promotion back to Richmond to open 2013. Standing in the way of that scenario is a fairly extensive list of arms with more experience at the Double and Triple-A levels. It will depend on how things shake out at the end of spring training, but Bowlin has a big arm and figures to be a Squirrel at some point during the year.

### 2012

Pitched entire season for San Jose (A+) ... Made 36 appearances out of the bullpen (34 IP) ... Made one scoreless appearance in best-of-three post-season mini-series vs. Modesto (0.2 IP) ... Did not allow a run in final eight outings of the year (9.1 IP)

### 2011

Split year between Augusta (A) and Richmond (AA) ... Pitched primarily out of the bullpen for the Greenjackets (45 games) and was promoted to Richmond 8/26 ... Was on the Squirrels post-season roster despite only pitching in three games at Double-A ... Lone playoff appearance was in game two of Championship Series (0.1 IP, 2ER) vs. the New Hampshire Fisher Cats in Manchester, NH.

### 2010

Missed entire season with Tommy John surgery

### 2009

Appeared in 22 games, all out of the bullpen for Salem-Keizer ... Collected six saves in eight opportunities ... In 27.2 innings struck out 33 batters ... Limited opponents to a .194 average.

### 2008

Made professional debut 6/21 with Salem-Keizer ... Made five starts for Salem-Keizer ... appeared in seven games out of bullpen with AZL Giants.

### PERSONAL & MISCELLANEOUS

Selected by giants in 23rd round of 2007 June Draft ... Attended Chattanooga State Technical Community College (Chattanooga, TN) ... Attended University of Tennessee for one season (2006) before transferring to Chattanooga State ... Graduated from Jefferson County High School in Dandridge, Tenn. ... Named to the 2005 TSWA Class AAA All-State Team.

### BOWLIN'S CAREER PITCHING STATISTICS

Year	Team	League	ORG	W	L	PCT	ERA	G	GS	CG	SHO	SV	SVO	IP	H	R	ER	HR	HB	BB	SO	WP	AVG
2008	Salem-Keizer	NOR	SF	0	3	.000	5.74	5	5	0	0	0	0	15.2	19	11	10	1	4	10	10	3	.302
2008	AZL Giants	AZL	SF	1	0	1.000	12.10	7	0	0	0	0	0	9.2	16	15	13	0	0	10	11	4	.364
2009	Salem-Keizer	NOR	SF	1	1	.500	2.60	22	0	0	0	6	8	27.2	20	9	8	2	1	10	33	4	.194
2010	Injured	SF	SF	0	0	.000	0.00	0	0	0	0	0	0	0.0	0	0	0	0	0	0	0	0	.000
2011	Augusta	SAL	SF	2	0	1.000	3.66	45	0	0	0	3	6	51.2	42	22	21	1	5	26	33	8	.235
2011	Richmond	EAS	SF	0	0	.000	2.84	3	0	0	0	0	0	6.1	4	2	2	1	0	4	4	1	.174
2012	San Jose	CAL	SF	3	1	.750	3.97	36	0	0	0	1	2	34.0	30	16	15	2	2	21	39	4	.238
Minor League Totals				7	5	.583	4.28	118	5	0	0	10	16	145.0	131	75	69	7	12	81	130	24	.243



# 2013 FLYING SQUIRRELS



## Ryan Bradley

LHP

Height/Weight: 6-1/195  
 Bats/Throws: Switch/Left  
 Born: July 15th, 1988 in Columbus, OH  
 Resides: Matton, IL  
 Acquired: Selected by Giants in 30th Round  
 2010 MLB June Draft



### THE BRADLEY FILE

Flying Squirrels Debut: N/A

Last Team:  
 San Jose Giants

### CAREER HIGHS:

IP (S): ...8.0.....7/26/12 @ BAK  
 IP (R): ...4.1.....7/31/11 vs SAV  
 H:.....11.....8/11/12 vs. BAK  
 BB:.....6.....6/15/12 vs. MOD  
 SO:.....7 (x2).....last, 8/28/12 @ LE

Like 2012 Flying Squirrels' closer Brett Bochy, Ryan Bradley has an influential father in the San Francisco system. His father Bert is the Coordinator of Minor League Pitching Instruction for the Giants. In that role he oversees the development of all Giants minor league pitching prospects. That includes Ryan, who has made a steady incremental climb through the system. Originally a reliever as a pro, Bradley made the move to the rotation while with Augusta (A) in 2011 and had markedly more success than he had in relief. He continued as a starter as he advanced to San Jose (A+) in 2012 where he proved durable, making 28 starts. Bradley is in a crowded group of hurlers that may make the jump to Double-A Richmond to begin the 2013 season, and there will be openings in the rotation to audition for. However, having conceded a career average against of .301 may give the Giants reason to have Bradley continue to gain a comfort level as a starter by repeating the California League.

### 2012

Spent entire season in San Jose and led the league in starts (28) ... Placed 5th in innings pitched (152.1) and 4th in walks allowed (58) ... Set a career-high in strikeouts with seven on 6/24 at Visalia ... Matched seven strikeouts on 8/28 at Lake Elsinore ... Opponents had a .296 batting average against. (183 hits).

### 2011

Spent the entire season with Augusta (Low-A), working as both a starter and a reliever with 28 total appearances ... Joined the starting rotation in July and final nine outings were as a starter ... Pitched to a 3.59 ERA in rotation (52.2IP, 21ER) and a 5.74 ERA out of bullpen (26.2IP, 17ER).

### 2010

Appeared in 18 games pitching entirely in relief for AZL.

### PERSONAL & MISCELLANEOUS

Drafted in the 30th round of 2010 by giants out of Southern Illinois University ... Was originally drafted by the giants out of Mattoon High School (IL) in 50th round of 2006, did not sign ... Pitched two seasons at Kaskaskia College from 2007-08 ... Pitched two season 2009 and 2010 at SIU ... Was used exclusively as a reliever in his first season at SIU in 2009 ... Father, Bert, is the San Francisco Giants Coordinator of Minor League Pitching and was the San Jose pitching coach in 2000 and 2001.

### BRADLEY'S CAREER PITCHING STATISTICS

Year	Team	League	ORG	W	L	PCT	ERA	G	GS	CG	SHO	SV	SVO	IP	H	R	ER	HR	HB	BB	SO	WP	AVG
2010	AZL Giants	AZL	SF	3	1	.750	6.62	18	0	0	0	0	1	17.2	27	16	13	1	0	9	18	3	.342
2011	Augusta	SAL	SF	4	2	.667	4.31	28	10	0	0	0	1	79.1	90	43	38	7	3	32	48	3	.300
2012	San Jose	CAL	SF	10	7	.588	4.90	28	28	1	1	0	0	152.1	183	94	83	13	7	58	94	8	.296
Minor League Totals				17	10	.630	4.84	74	38	1	1	0	2	249.1	300	153	134	21	10	99	160	14	.301

Organization

2013 Flying Squirrels

2012: In Review

History & Records

Eastern League

SF Giants

General Info

## 2013 MEDIA & INFORMATION GUIDE



69

# 2013 FLYING SQUIRRELS



Organization

2013 Flying Squirrels

2012: In Review

History & Records

Eastern League

SF Giants

General Info



## Alex Burg

C/3B

Height/Weight: 5-11/205  
 Bats/Throws: Right/Right  
 Born: August 9th, 1987 in Seattle, WA  
 Resides: Seattle, WA  
 Acquired: Selected by the Giants in the 24th Round  
 2009 MLB June Draft



### THE BURG FILE

Flying Squirrels Debut: N/A

Last Team: San Jose Giants

### CAREER HIGHS:

Runs: 3 (x3).....last, 7/19/12 @ LAN  
 Hits: 5 .....5/6/11 @ BAK  
 HR: 2 .....8/29/11 @ RC  
 RBI: 4 (x2).....last, 8/9/12 @ STK  
 SB: 1 (x3).....last, 8/17/12 @ STK

A 24th round selection of the Giants in the 2009 draft, Burg officially became a full-time utility player in 2012. In so doing, the Washington State product increased his value significantly. He saw time at six different defensive positions, popping up everywhere except shortstop and centerfield. The Squirrels would seem to be set at the corner infield positions and behind the plate - Burg's natural position - but there will definitely be a need for an outfielder that can play both corners and occasionally step in on the infield and behind the plate. When called upon, Burg has handled all of those roles capably and also handled the bat consistently. There are a number of candidates to fill this spot with the Squirrels including Joel Weeks and Mark Minicozzi, each of whom outrank Burg in experience. Should the role be filled by someone else to open the season, there is still a very strong possibility that Burg would be called upon if needed at some point during the season.

### 2012

Spent the entire season with San Jose (A+) and saw action in 100 games at six different positions ... Saw time at every defensive position except SS and Centerfield ... Also logged 71 ABs as the DH ... Had the most at-bats in RF and fared well there, batting .316 (36-114) ... Despite logging time all over the field, committed just five errors on the season.

### 2011

Spent the entire season with Advanced-A San Jose ... Joined San Jose on 4/15 from extended spring training ... Batted .298 with 14 HRs and 45 RBIs in 72 games with the Giants ... Collected five (5) hits and four (4) RBIs @ Bakersfield on 5/6/11 ... Posted a .333 average (45-135) in 36 road games, but batted just .260 (33-127) in 36 contests at home ... Hit just .133 (2-15) in the postseason as San Jose succumbed to Stockton in the Northern Division Championship Series.

### 2010

Played at three different levels in the Giants organization in his first pro season ... Began the season with Salem-Keizer (A-), and batted .242 with 3 HRs and 12 RBIs in 19 games with the Volcanoes ... Hit .333 (5-15) in four games with AZL Giants (R) before being promoted to Low-A Augusta to finish the season ... Posted a .207 average (6-29) in nine (9) games with the GreenJackets.

### 2009

Suffered knee injury during his senior season at Washington State, missed remainder of the college season and did not play after being chosen by the Giants in the 2009 draft ... Underwent arthroscopic surgery to repair a partially torn ACL and a torn meniscus in his knee.

### PERSONAL & MISCELLANEOUS

Graduated from Mount Rainier (WA) High School ... Won State Player-of-the-Year Award and league MVP his senior season ... Began his college career at Clemson University ... Played two seasons for the Tigers (2006-07) ... Transferred to Washington State and played his final two college seasons with the Cougars (2008-09) ... Started 82 games for the Cougars and compiled a .313 average with 9 HRs and 47 RBIs ... Played for the Perth Heat of the Australian Baseball League following the 2011 season and was named to the World team for the league's All-Star game.

### BURG'S CAREER BATTING STATISTICS

Year	Team	League	ORG	AVG	G	AB	R	H	2B	3B	HR	RBI	BB	IBB	SO	SB	CS	OBP	SLG	OPS	
2010	Salem-Keizer	NOR	SF	.242	19	62	7	15	5	0	3	12	7	0	23	0	0	.324	.468	.792	
2010	AZL Giants	AZL	SF	.333	4	15	3	5	3	0	2	1	0	1	0	0	.412	.533	.945		
2010	Augusta	SAL	SF	.207	9	29	4	6	2	1	0	1	3	0	15	0	0	.303	.345	.648	
2011	San Jose	CAL	SF	.298	72	262	49	78	24	0	14	45	28	0	80	2	3	.369	.550	.919	
2012	San Jose	CAL	SF	.252	100	345	49	87	27	2	10	43	41	0	77	1	2	.341	.429	.770	
Minor League Totals						.268	204	713	112	191	61	3	27	103	80	0	196	3	.350	.475	.825

# 2013 FLYING SQUIRRELS



## Dan Burkhardt

C

Height/Weight: 5-11/215  
 Bats/Throws: Left/Right  
 Born: March 6th, 1989 in Cincinnati, OH  
 Resides: Cincinnati, OH  
 Acquired: Selected by Giants in the 10th Round 2010 MLB June Draft



### THE BURKHART FILE

Flying Squirrels Debut: N/A

Last Team: San Jose Giants

### CAREER HIGHS:

Runs:.....3 ..... 7/10/11 vs.TC  
 Hits:.....4 ..... 8/8/10 @ EUG  
 HR:.....1 ..... Many  
 RBI:.....3 (x4).....last, 6/5/12 @ LAN  
 SB:.....1 (x2).....last, 8/28/12 @ LWD

Although catching depth has been strong at the top of the Giants' system the last few years, that hasn't necessarily been the case at the lower levels. Because of that, Burkhardt has had a tumultuous first three seasons of professional baseball. In 2012, he made the jump to the California League and served as the backup catcher to Andrew Susac. Due to Susac's prospect status, Burkhardt logged just 33 appearances behind the plate. The beginning of 2013 may mark another odd transition in the Ohio State Buckeyes career. With Tommy Joseph gone to the Phillies, Susac has become the top catching prospect in the San Francisco system. However, odds are good that Susac will open the season back in San Jose (A+) for additional seasoning. If the Giants want a full-time backup catcher to Johnny Monell in Richmond (AA) rather than a utility-type catcher, they could turn to Burkhardt to make the jump and fill the role. If that becomes the case, Burkhardt and Susac could then trade roster spots later in the season.

### 2012

Spent entire season with San Jose (A+), primarily as the backup catcher to Andrew Susac ... Threw out 16% (7-44) of base stealers in 33 games behind the plate ... Appeared defensively at first base for two games, including professional debut at the position on 8/5 ... Collected a season-high three RBIs on 6/5 at Lancaster ... Maximized his time in the lineup, collecting 19 RBIs in just 33 games and 114 ABs.

### 2011

Began season with Augusta (A), but spent the majority of the year with Salem-Keizer (A-) and batted .285 (41-144) with four HRs and 21 RBI's in 40 games ... Appeared in 13 games with Augusta, transferred to Extended-Spring Training on 5/13 ... Transferred from Extended Spring to Salem-Keizer on 6/17.

### 2010

Made professional debut with AZL Giants on 7/27 ... Appeared in five games with AZL giants and was promoted to Salem Keizer on 8/5 ... Hit.328 (21-64) with no homeruns and 11 RBIs with Salem-Keizer. Caught 22% (5-23) of base stealers.

### PERSONAL & MISCELLANEOUS

Selected by Giants in the 10th round of the 2010 draft from Ohio State University ... Played three seasons at Ohio State University (2008-2010) ... Is the son of Jack and Donna Burkhardt ... Graduated Archbishop Moeller High School (OH) in 2007 ... Attended the same high school as 2011 Flying Squirrels' ace Eric Surkamp ... Was a Johnny Bench Award semifinalist in 2009 and 2010.

### BURKHART'S CAREER BATTING STATISTICS

Year	Team	League	ORG	AVG	G	AB	R	H	2B	3B	HR	RBI	BB	IBB	SO	SB	CS	OBP	SLG	OPS	
2010	AZL Giants	SF	SF	.333	5	18	4	6	1	1	1	3	3	0	6	0	0	.455	.667	1.122	
2010	Salem-Keizer	NOR	SF	.328	19	64	3	21	3	0	0	11	6	0	8	0	0	.389	.375	.764	
2011	Augusta	SAL	SF	.217	13	46	5	10	2	0	1	3	0	17	0	1	.265	.261	.526		
2011	Salem-Keizer	NOR	SF	.285	40	144	20	41	10	0	4	21	9	0	43	1	0	.329	.438	.767	
2012	San Jose	CAL	SF	.298	34	114	14	34	6	2	2	19	12	0	27	1	1	.362	.439	.801	
Minor League Totals					.290	111	386	46	112	22	3	7	55	33	0	101	2	2	.348	.417	.765

Organization

2013 Flying Squirrels

2012: In Review

History & Records

Eastern League

SF Giants

General Info



# 2013 FLYING SQUIRRELS

Organization


2013 Flying Squirrels

2012: In Review

Eastern League History & Records

SF Giants

General Info



## Fabio Castillo

RHP

Height/Weight: 6-1/190  
 Bats/Throws: Right/Right  
 Born: February 19th, 1989 in Samana, DR  
 Resides: Samana, DR  
 Acquired: Signed by Giants as a MLFA November 14th, 2012



### THE CASTILLO FILE

Flying Squirrels Debut: N/A

Last Team: Round Rock Express (TEX)

### CAREER HIGHS:

IP (S): ... 6.0 ..... 7/31/07 vs. YAK  
 IP (R): 4 (x3) ..... last, 6/14/09 @ WVV  
 H: ..... 7 (x4) ..... last, 7/31/07 @ YAK  
 BB: ..... 4 (x4) ..... last, 6/25/08 vs. BEL  
 SO: ..... 14 ..... 8/15/06 vs. DSL

Castillo will open his eighth professional season and first with the Giants in 2013. Despite seven prior years of experience, he will be just 24. The Dominican-native has ridden a rollercoaster of prospect highs and lows in his career, going from flame-throwing phenom in 2007, to mechanical failure over the last two seasons. His star shone brightest in 2010, when he was tabbed as a Rising Star after a stellar performance in the Arizona Fall League. However, his first season in Double-A in 2011 proved troublesome. When his contract expired after the 2011 season, the Rangers gave him one more look on a one-year deal. When his contract expired again at the end of last year, the Rangers let him go. The Giants pounced, which they often do on high-velocity projects. Castillo received a big league spring invite along with his contract and San Francisco will begin a reclamation project with the hard-throwing righthander this season. The Richmond bullpen could very well be the workshop for that project on opening day.

### 2012

Re-signed by Rangers as free agent and began year with Frisco (AA) ... Promoted to Round Rock (AAA) on 6/27 ... Recorded 15 scoreless outings in 21 relief appearances with Frisco ... Made 14 relief appearances with Round Rock with a 4.82 ERA.

### 2011

Struggled in first full season at Double-A Frisco ... Ranked as the Rangers #23 prospect entering the season ... Posted a 3-6 record with a 6.36 ERA in 42 relief appearances ... Saved nine (9) games in 14 attempts ... Non-tendered contract and removed from 40-man in December.

### 2010

Added to the Rangers 40-man roster after season ... Pitched in 36 games out of the bullpen with Bakersfield (High-A) ... Promoted to Frisco on 8/29 ... Saved 6-of-7 opportunities ... Struck out all six batters faced in two innings worked on 5/6 Visalia ... Finished with an 11.4 SO/9IP ratio (65K, 51.2IP)...

### 2009

Appeared in 40 games with Hickory (Low-A) throughout the year ... made two spot starts.

### 2008

Spent entire season with Clinton (Low-A) and appeared in 36 games ... Made seven starts from 5/19-6/25 before going back into the bullpen.

### 2007

Was rated as Rangers #26 prospect entering season by BA ... Started 14 games for Spokane (A-)

### 2006

Made domestic debut at age of 17 for the AZL Rangers.

### PERSONAL & MISCELLANEOUS

Signed as international free agent by Rangers, July 2, 2005 ... Granted free agency, Dec. 12, 2011; re-signed by Rangers, Dec. 13, 2011 ... Granted free agency, Nov. 3, 2012 ... Signed by Giants, Nov. 14, 2012 ... 2010 Arizona Fall League Rising Star.

### CASTILLO'S CAREER PITCHING STATISTICS

Year	Team	League	ORG	W	L	PCT	ERA	G	GS	CG	SHO	SV	SVO	IP	H	R	ER	HR	HB	BB	SO	WP	AVG
2006	AZL Rangers	TEX	0	0	.000	0.00	1	1	0	0	0	0	0	3.0	1	0	0	0	0	2	4	0	.100
2006	DSL Rangers I	DSL	1	4	.200	3.46	7	6	0	0	0	0	0	26.0	21	13	10	0	1	12	37	2	.216
2007	Spokane	NOR	3	5	.375	5.92	14	14	0	0	0	0	0	62.1	73	46	41	4	8	27	46	5	.289
2008	Clinton	MID	2	5	.286	5.28	36	7	0	0	4	5	90.1	88	65	53	11	1	47	78	16	257	
2009	Hickory	SAL	3	6	.333	4.05	40	2	0	0	2	3	80.0	87	45	36	5	4	25	67	4	269	
2010	Bakersfield	CAL	1	3	.250	1.92	36	0	0	0	6	7	51.2	41	15	11	2	3	26	65	1	219	
2010	Frisco	TEX	0	0	.000	4.91	3	0	0	0	0	0	0	3.2	3	2	2	0	0	4	2	4	.214
2011	Frisco	TEX	3	6	.333	6.36	42	0	0	0	9	14	52.1	58	40	37	6	5	23	37	5	282	
2012	Frisco	TEX	2	1	.667	2.89	21	0	0	0	0	1	37.1	28	15	12	1	1	12	28	3	199	
2012	Round Rock	PCL	2	0	1.000	4.82	14	0	0	0	0	0	0	18.2	17	10	10	2	0	14	13	0	.250
	Minor League Totals		17	30	.362	4.49	214	30	0	0	21	30	425.1	417	251	212	31	23	192	377	40	254	



# 2013 FLYING SQUIRRELS



## Ryan Cavan

INF

Height/Weight: 5-10/180  
 Bats/Throws: Switch/Right  
 Born: June 28th, 1987 in San Mateo, CA  
 Resides: San Mateo, CA  
 Acquired: Selected by the Giants in the 16th Round  
 2009 MLB June Draft



### THE CAVAN FILE

Flying Squirrels Debut:  
 4/5/12 @ New Britain

Last Team:  
 Richmond Flying Squirrels

### CAREER HIGHS:

Runs: ... 4 (x2) ... last, 6/27/10 @ KAN  
 Hits: ... 4 (x2) ... last, 6/27/10 @ KAN  
 HR: ... 2 (x2) ... last, 6/28/10 @ KAN  
 RBI: ... 6 ... 8/13/11 @ LAN  
 SB: ... 2 (x2) ... last, 5/10/11 vs. LAN

2013 may mark the end of a four-year run of year-to-year level-to-level advancement for Cavan. The 25-year old was a standout defensively while spending the entire season with Richmond (AA) in 2012, winning the prestigious Rawlings Gold Glove Award at second base. However, the switch-hitter hit a wall offensively, particularly from the right side of the plate. After holding the everyday job at second for the Squirrels last year, playing time may be harder to come by in 2013. The Giants are expected to advance the top positional prospect in the organization, Joe Panik, to Double-A for the first time, and are also expected to move him to second base. Panik is also considered San Francisco's second baseman of the future. Cavan reportedly retooled his swing in the off-season, and is no stranger to creating his own opportunities. He will more than likely wait for one behind Panik at the outset of the season, but no one will be surprised if he takes full advantage of it when it comes.

### 2012

Played entire season with Richmond (AA) ... Won 2012 Second Base Rawlings Gold Glove Award given to only one player at each position in all MLB ... Led league at second base with .994 fielding percentage and 99 double plays turned ... Committed only four (4) errors in 684 chances ... Collected 26 multi-hit games ... The switch-hitter batted .168 (19-113) vs. LHP and .249 (78-313) vs. RHP ... Hit 10 HRs and has hit double-digit home runs in each year of full-season play.

### 2011

Opened his third pro season with Advanced-A San Jose and spent the entire season in the California League ... Batted .270 with 12 HRs and 90 RBIs in 130 games ... Had an eight-game hit streak in which he batted .350 (14-40) with six (6) extra-base hits and 10 runs scored from 5/16 through 5/23 ... Finished 3rd in the league in doubles (38) ... League leader in fielding percentage for second basemen (.993) with just 5 errors in 677 total chances ... Posted a .200 average (3-15) in the postseason with seven (7) strikeouts.

### 2010

Spent his first full pro season with Low-A Augusta ... Batted .283 with 17 homers and 79 RBIs in 136 games with the GreenJackets ... Ranked 2nd in the South Atlantic League in total bases (244) and games (136) ... Finished 4th in the league in hits (153) and at-bats (541) ... Hit lone career grand slam 6/18 vs. SAV ... Named SAL Batter-of-the-Week for June 21-28 ... Committed 26 errors, second-most in the league for second basemen.

### 2009

Began his pro career with Salem-Keizer (A-) ... Batted .277 with 9 HRs and 33 RBIs in 58 games with the Volcanoes ... Tied for second in the Northwest League in triples (5) ... Named NWL Batter-of-the-Week for Aug. 31-Sept. 8 ... Played shortstop for the Volcanoes ... Went hitless (0-11) in the NWL playoffs, but scored two runs in the four-game series as the Volcanoes captured the NWL title.

### PERSONAL & MISCELLANEOUS

Graduated from the Menlo School (Atherton, CA) ... Named to First-team All-Peninsula Athletic League and San Mateo Times first-team All-County his senior season ... Played shortstop, catcher and pitcher in high school ... Attended Trinity

### CAVAN'S CAREER BATTING STATISTICS

Year	Team	League	ORG	AVG	G	AB	R	H	2B	3B	HR	RBI	BB	IBB	SO	SB	CS	OBP	SLG	OPS
2009	Salem-Keizer	NOR	SF	.277	58	191	42	53	9	5	9	33	35	0	34	3	2	.399	.518	.917
2010	Augusta	SAL	SF	.283	136	541	85	153	34	3	17	79	54	0	93	12	7	.352	.451	.803
2011	San Jose	CAL	SF	.270	130	508	86	137	38	5	12	90	64	1	92	10	4	.352	.435	.787
2012	Richmond	EAS	SF	.228	129	426	44	97	13	2	10	40	32	3	89	3	3	.283	.338	.621
	Minor League Totals			.264	453	1666	257	440	94	15	48	242	185	4	308	28	16	.341	.425	.766

Organization

2013 Flying Squirrels

2012: In Review

History & Records

Eastern League

SF Giants

General Info



# 2013 FLYING SQUIRRELS

Organization

2013 Flying Squirrels

2012: In Review

History & Records

Eastern League

SF Giants

General Info



## Juan Ciriaco

UTIL

Height/Weight: 6-0/160  
 Bats/Throws: Right/Right  
 Born: August 15th, 1983 in San Pedro de Macoris, DR  
 Resides: Santo Domingo, DR  
 Acquired: Selected by Giants from the San Diego Padres  
 2007 Minor League Rule V Draft



### THE CIRIACO FILE

Flying Squirrels Debut:  
5/7/2010 @ Harrisburg

Last Team:  
Fresno Grizzlies

### CAREER HIGHS:

Runs:.....4 .....8/22/11 vs. HDM  
 Hits:....4 (x3).....last, 7/15/12 @ HAR  
 HR: ....2 (x2).....last 8/27/08 vs. HIC  
 RBI:.....5 .....8/27/08 vs. HIC  
 SB:.....2 (x2).....last, 5/27/07 vs. LAN

The Giants nabbed Ciriaco during the minor league phase of the 2007 Rule V draft from the San Diego Padres. Since that time, the versatile infielder has appeared at four different levels in the San Francisco system, including stints with Triple-A Fresno in 2009, 2010 and 2012. He has supplied much-needed depth at multiple positions, and due to that role has bounced fairly frequently from level to level throughout the system. In that role, he saw action in 48 games for the Flying Squirrels during their inaugural season in 2012, splitting his time between first base, second base, third base, shortstop and the outfield. The utility needs for the Giants placed Ciriaco in San Jose (A+) for the entirety of the 2011 season, but he returned to Richmond for 33 games in 2012. He can capably play each infield position and in a pinch has also spent time in the outfield. Assuming he retains his utility role in 2013, he could very well return to the River City at some point during the course of the season.

### 2012

Split season with Fresno (56 games) and Richmond (33 games) ... Started season with Fresno and assigned to Richmond on 6/1 ... Returned to Fresno on 7/21 ... Matched career-high with four hits at Harrisburg 7/15 ... In career has played every position on the field, including pitcher and DH.

### 2011

Spent the entire season with Advanced-A San Jose ... Batted .274 with 24 RBIs in 43 games with San Jose ... Compiled a .289 average (22-76) with 11 RBIs in 30 home games ... Hit just .250 (12-48) with nine (9) RBIs in 13 road games ... Went 3-for-4 with a double, a triple, two (2) RBIs and four (4) runs scored vs. HDM on 8/22 ... Batted .357 (15-42) in August with nine (9) RBIs.

### 2010

Began season with Advanced-A San Jose, appearing in two (2) games ... Appeared in 17 games for Triple-A Fresno before being assigned to Richmond ... Hit .250 (10-40) with the Grizzlies ... Played 2B, 3B, SS for Fresno ... Appeared at six (6) different positions for Richmond (1B, 2B, SS, 3B, LF, RF). Spent 6/15-6/23 on the DL with back spasms ... Sent down from Richmond to San Jose on 7/8, promoted back to Richmond 8/2.

### 2009

Played in 34 games with Fresno, hitting .274 (23-84) ... Played all four infield positions.

### PERSONAL & MISCELLANEOUS

Originally signed with the San Diego Padres as a non-drafted free agent on October 16th, 2002 ... Spent first five seasons of his career in the San Diego chain, beginning with Idaho Falls (R) in 2003, and ascending as high as San Antonio (AA) in 2007 ... Cousin of Pedro Ciriaco, currently a shortstop in the Boston Red Sox organization ... Younger brother Audy, 24, is a shortstop in the Detroit Tigers' chain.

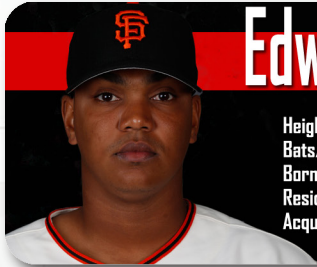
### CIRIACO'S CAREER BATTING STATISTICS

Year	Team	League	ORG	AVG	G	AB	R	H	2B	3B	HR	RBI	BB	IBB	SO	SB	CS	OBP	SLG	OPS	
2003	Idaho Falls	PIO	SD	.223	49	157	21	35	6	4	0	19	9	0	39	8	0	.267	.312	.579	
2004	Fort Wayne	MID	SD	.241	99	348	29	84	12	2	2	35	16	0	80	5	8	.277	.305	.582	
2005	Lake Elsinore	CAL	SD	.281	120	466	73	131	29	6	9	77	33	1	84	17	10	.331	.427	.758	
2006	Mobile	SOU	SD	.222	122	442	46	98	20	3	3	31	32	2	97	9	3	.277	.301	.578	
2007	San Antonio	TEX	SD	.160	37	131	13	21	4	0	1	6	6	0	25	5	1	.197	.214	.411	
2007	AZL Padres	AZL	SD	.281	10	32	6	9	3	0	2	10	3	0	4	2	0	.333	.563	.896	
2007	Lake Elsinore	CAL	SD	.268	47	183	28	49	8	0	9	32	9	0	36	7	2	.302	.459	.761	
2008	San Jose	CAL	SF	.172	41	87	5	15	2	0	0	7	7	0	17	1	1	.229	.195	.424	
2008	Augusta	SAL	SF	.283	36	138	28	39	3	1	5	26	13	0	21	7	3	.340	.428	.768	
2009	Fresno	PCL	SF	.274	34	84	14	23	6	1	0	12	6	0	8	2	2	.312	.369	.681	
2010	San Jose	CAL	SF	.375	2	8	2	3	0	0	1	1	0	0	2	0	0	.444	.750	1.194	
2010	Fresno	PCL	SF	.250	17	40	7	10	2	0	0	2	5	0	7	2	1	.333	.300	.633	
2010	Richmond	EAS	SF	.263	48	133	14	35	8	3	2	13	8	1	24	2	0	.299	.414	.713	
2011	San Jose	CAL	SF	.274	43	124	23	34	9	3	0	20	12	0	19	5	0	.333	.395	.728	
2012	Richmond	EAS	SF	.204	33	93	7	19	1	1	1	11	7	0	12	4	1	.257	.269	.526	
2012	Fresno	PCL	SF	.260	56	150	20	39	6	2	5	34	20	0	30	7	2	.351	.427	.778	
Minor League Totals					.246	794	2616	336	644	119	26	40	336	186	4	505	83	34	.297	.357	.654





# 2013 FLYING SQUIRRELS



## Edward Concepcion

RHP

Height/Weight: 6-2/195  
 Bats/Throws: Right/Right  
 Born: October 3rd, 1988 in La Vega, DR  
 Resides: La Vega, DR  
 Acquired: Signed by Giants as a NDFAs  
 December 6th, 2005



### THE CONCEPCION FILE

Flying Squirrels Debut: N/A

Last Team: San Jose Giants

### CAREER HIGHS:

IP (S): .....6.....Many  
 IP (R): .....4.0.....9/3/11 vs. ROM  
 H: .....10.....8/13/08 vs. DSL Mets  
 BB: .....5 (x2).....last, 4/15/12 vs. BAK  
 SO: .....10.....8/13/08 vs. DSL Cubs

Concepcion is the classic case of electric stuff and erratic command. At least until the all-star break last season while he spent the entire year with San Jose (A+) in the California League. The first half of the season was a disaster for the 24-year old, as he posted an 8.63 ERA while issuing 27 walks against 29 strikeouts in 24 innings. But things began to click for the right-hander in the second half, and although not pinpoint in his command, he showed marked improvement. The Giants think enough of him that they extended an invitation to big league spring training, presumably to be tutored by the higher level pitching instructors in the organization. The numbers wouldn't indicate that Concepcion has earned, or is prepared for, a promotion to Double-A, but the stuff might say otherwise. A high-ceiling will take a pitcher places, and Concepcion's may well land him a spot in the Richmond bullpen either on opening day or somewhere down the line in 2013.

### 2012

Pitched entire season for San Jose (A+) ... Made 46 appearances, including one spot start on 4/15 ... Held opponents to a .218 average (41/188) ... Allowed just two (2) home runs in 48.2IP ... Converted two (2) saves in two opportunities ... Had a 8.63 ERA (23ER/24IP) before the All-Star break and a 3.65 ERA (10ER/24.2IP) following the All-Star break.

### 2011

Spent entire season in relief with Augusta (A) and finished second on team with 43 appearances ... His 10.6 SO/9IP ratio (62K/52.1IP) would have led the league if had met league innings qualifier ... Recorded a strikeout in all but five outings ... Made seven consecutive appearances in June without allowing an earned run (8.2IP) ... Allowed four (4) home runs to right-handed hitting batters (139AB) and none to left-handers (68AB).

### 2010

Spent second year in the states in Salem-Keizer rotation ... Made 14 starts and 16 appearances overall ... Allowed a league-high 46 runs and finished second in league with 46 walks ... Twelve wild pitches tied most in league.

### 2009

Made domestic debut with the AZL Giants ... Made 13 appearances (12 starts) ... Struck out 70 in just 54.2 IP.

### PERSONAL & MISCELLANEOUS

Signed by the Giants as an international free agent December 6, 2005 ... Made professional debut as a 17 year-old with the DSL giants ... Appeared as both a starter and reliever in four seasons with the DSL giants.

### CONCEPCION'S CAREER PITCHING STATISTICS

Year	Team	League	ORG	W	L	PCT	ERA	G	GS	CG	SHO	SV	SVO	IP	H	R	ER	HR	HB	BB	SO	WP	AVG
2006	DSL Giants	DSL	SF	1	2	.333	4.93	15	6	0	0	1	1	34.2	27	22	19	4	5	14	33	6	.211
2007	DSL Giants	DSL	SF	1	2	.333	5.91	26	0	0	0	0	1	32.0	36	22	21	5	2	20	26	4	.273
2008	DSL Giants	DSL	SF	8	2	.800	4.20	15	14	0	0	0	0	75.0	85	40	35	2	5	20	64	11	.284
2009	AZL Giants	AZL	SF	4	3	.571	4.61	13	12	0	0	0	0	54.2	55	33	28	3	2	26	70	15	.258
2010	Salem-Keizer	NOR	SF	3	7	.300	6.39	16	14	0	0	0	0	63.1	63	54	45	6	4	46	57	12	.260
2011	Augusta	SAL	SF	1	1	.500	3.61	43	0	0	0	0	0	52.1	53	28	21	4	3	36	62	12	.256
2012	San Jose	CAL	SF	4	3	.571	6.10	46	1	0	0	2	2	48.2	41	38	33	2	3	37	51	16	.218
Minor League Totals				22	20	.524	5.04	174	47	0	0	3	4	360.2	360	237	202	26	24	199	363	76	.256

Organization

2013 Flying Squirrels

2012: In Review

History & Records

Eastern League

SF Giants

General Info



# 2013 FLYING SQUIRRELS

Organization

2013 Flying Squirrels

2012: In Review

History & Records

Eastern League

SF Giants

General Info



## Kevin Couture

RHP

Height/Weight: 6-0/185  
 Bats/Throws: Right/Right  
 Born: April 20th, 1988 in Coronado, CA  
 Resides: Coronado, CA  
 Acquired: Selected by Giants in 32th Round 2010 MLB June Draft



### THE COUTURE FILE

Flying Squirrels Debut: N/A

Last Team: Augusta Greenjackets

### CAREER HIGHS:

IP (S): 6.0 (x2) ... last, 6/14/12 vs. GVL  
 IP (R): 4.0 ... 6/22/12 @ SAV  
 H: 9 ... 5/26/12 vs. SAV  
 BB: 3 (x2) ... last, 5/20/12 vs. SAV  
 SO: 5 (x3) ... last, 5/7/12 @ HAG

A late-round draft selection of the Giants in 2010, Couture didn't make much noise prior to a labrum injury that forced him to miss the entire 2011 season. He had posted a pedestrian 4.97 ERA with Salem-Keizer (A-) in his lone professional action prior to the injury. However, he returned to the mound nearly two years later and raised eyebrows with his advancement. Returning to the hill in May last season, Couture spent the entire year between the bullpen and rotation for low-A Augusta. Although he didn't have much luck in the win column, his ERA of 2.74 was certainly impressive. More impressive was allowing just one run over 13 innings during the final full month of the regular season. Couture will almost assuredly open the 2013 season in San Jose (A+), but if he repeats the success he had in the second half of 2012, the USC product could certainly be in line for a mid-season promotion to Richmond to fill a role in either the bullpen or rotation.

### 2012

Pitched entire season with Augusta (A) in rotation and bullpen ... Made first start in nearly two years on 5/14 with five scoreless innings vs. Rome ... Allowed a career-high three homeruns vs. ASH on 6/1 ... Allowed just one run in August (13 IP) ... First career save on 7/25 vs. Lexington.

### 2011

Missed entire season due to surgery to repair torn labrum...

### 2010

Sent to Salem-Keizer (A-) following draft and made professional debut on 6/22 ... Made four (4) appearances out of the pen and then moved to the rotation ... Made seven (7) starts and completed five (5) or more innings in all but one start.

### PERSONAL & MISCELLANEOUS

Selected by the Giants in the 32nd round of the 2010 June draft ... Pitched four seasons at University of Southern California ... Was a two-time San Diego Union-Tribune selection while at Coronado High School (CA) ... Played for the Chatham A's of the Cape Cod Baseball League from 2007-2009 ... While at USC played with fellow Giant minor leaguer Ricky Oropesa ... Majored in health administration ... Parents are Brad and Kathy ... Has one brother, Kyle, and one sister, Shelby

### COUTURE'S CAREER PITCHING STATISTICS

Year	Team	League	ORG	W	L	PCT	ERA	G	GS	CG	SHO	SV	SVO	IP	H	R	ER	HR	HB	BB	SO	WP	AVG
2010	Salem-Keizer	NOR	SF	3	4	.429	4.97	11	7	0	0	0	0	38.0	37	23	21	3	0	8	31	3	.250
2011	Injured - Did Not Pitch																						
2012	Augusta	SAL	SF	2	7	.222	2.74	37	9	0	0	1	2	82.0	85	34	25	6	2	24	54	5	.266
	Minor League Totals			5	11	.312	3.45	48	16	0	0	1	2	120.0	122	57	46	9	2	32	85	8	.261

# 2013 FLYING SQUIRRELS



## Kyle Crick

RHP

Height/Weight: 6-4/220  
 Bats/Throws: Right/Right  
 Born: November 30th, 1992 in Sherman, TX  
 Resides: Sherman, TX  
 Acquired: Selected by Giants in 1st (S) Round  
 2011 MLB June Draft



### THE CRICK FILE

Flying Squirrels Debut: N/A

Last Team: Augusta GreenJackets

### CAREER HIGHS:

IP (S): 7 (x2).....last, 8/1/12 @ ROM  
 IP (R): .....2.....9/2/12 @ CSC  
 H:.....8.....5/25/12 vs. SAV  
 BB:.....6.....5/19/12 @ SAV  
 SO:.....10 (x2).....last, 8/8/12 @ DEL

Crick ranks as the top-prospect in the Giants' organization according to *Baseball America*, and does so at the age of 20. He is also the only San Francisco farm-hand to project as a front-of-the-rotation starter. He was raw when the Giants drafted him in 2010, having spent most of his high school career as a first baseman. Which is one of the reasons the excitement surrounding Crick intensified after his first full season - spent with Augusta (A). As he matured in 2012, he allowed no runs during four June starts and just 11 total earned runs over his final 13 starts of the season. His fastball is still his calling-card, but South Atlantic League managers voted his breaking ball the best in the circuit, and the Giants believe his best secondary pitch is his changeup. He has drawn comparisons, both inside and outside the organization, to Giants' ace Matt Cain. If he continues to develop at the rapid rate he did last season, he should continue a quick ascension through the system at San Jose (A+) to open the year with a potential stop in Richmond (AA) in the not-too-distant future.

### 2012

Spent entire season in Augusta (A) ...Allowed just one (1) HR in 111.1 innings pitched ...Was South Atlantic Pitcher of the Week for week ending 6/10 ... Started 22 games, made one (1) relief appearance on 9/2 ...Tossed a career-high seven shutout innings, allowing one hit with 10 strikeouts vs. Greensboro on 6/7 ...Almost repeated that performance nearly two months later on 8/1 vs. Rome (7IP,0R,1H,7K.) ... Finished 5th in SAL in strikeouts (128) and 4th in walks allowed (67) ... Rated as having the best breaking ball in the South Atlantic League following the season

### 2011

Made seven relief appearances with the AZL Giants...Professional debut 7/20...Earned first career win on 7/23 with 1.2 scoreless innings...did not allow a run in five of seven outings...

### PERSONAL & MISCELLANEOUS

Selected in the 1st round (supplemental) in the 2011 draft out of Sherman High School (Texas) ... Supplemental pick for loss of Juan Uribe ... Rated by BA as having the best fastball in Giants' organization entering 2013 ... Rated best breaking pitcher in South Atlantic League following 2012 season ... Enters 2013 as the #1 ranked prospect in organization according to BA ... Played mostly first base in high school ... Was committed to Texas Christian University (TCU), but signed with the Giants for \$900,000.

### CRICK'S CAREER PITCHING STATISTICS

Year	Team	League	ORG	W	L	PCT	ERA	G	GS	CG	SHO	SV	SVO	IP	H	R	ER	HR	HB	BB	SO	WP	AVG
2011	AZL Giants	AZL	SF	1	0	1.000	6.43	7	0	0	0	0	0	7.0	9	8	5	0	1	8	2		.321
2012	Augusta	SAL	SF	7	6	.538	2.51	23	22	0	0	0	0	111.1	75	39	31	1	12	67	128	13	.193
Minor League Totals				8	6	.571	2.74	30	22	0	0	0	0	118.1	84	47	36	1	13	75	136	15	.202

Organization

2013 Flying Squirrels

2012: In Review

History & Records

Eastern League

SF Giants

General Info



# 2013 FLYING SQUIRRELS

Organization

2013 Flying Squirrels


2012: In Review

History & Records

Eastern League

SF Giants

General Info



## Chris Dominguez

3B

Height/Weight: 6-5/235  
 Bats/Throws: Right/Right  
 Born: November 22nd, 1986 in Los Angeles, CA  
 Resides: Los Angeles, CA  
 Acquired: Selected by the Giants in the 3rd Round  
 2009 MLB June Draft



### THE DOMINGUEZ FILE

**Flying Squirrels Debut:**  
6/16/2011 vs. Binghamton

**Last Team:**  
Fresno Grizzlies

### CAREER HIGHS:

Runs:.....3.....Many  
 Hits:.....5.....5/16/11 vs. STK  
 HR:.....2.....5/29/10 vs. ASH  
 RBI:.....6.....6/27/11 vs. HAR  
 SB:.....2 (x4).....last, 8/27/10 vs. WV

2012 was a big year for Dominguez, as he made the switch to the outfield from third base to open the season. He got off to a quick start with the Squirrels, but a minor injury knocked him off course, and he never seemed to fully right himself. After a promotion to Fresno (AAA), the Louisville-product batted .247 and tapped into his legendary power just three times. Over the last two full seasons - spread over three levels - the 26-year old has hit just 23 home runs. The power and the arm are there, and there's never been any denying that. But now 26, the time is now for Dominguez to put it all together. He has dropped out of BA's top-30 prospect rankings, but more importantly, has been passed by younger prospects in the system. Those younger players will gobble up the outfield spots in Fresno, meaning Dominguez is potentially ticketed for left field in Richmond. However, with prodigious power like he possesses, a brief power-binge in the river city could get him back on track toward the big leagues.

### 2012

Began 2012 with Richmond (47 games) and promoted to Fresno (43 games) on 5/31 ... Converted to outfield from third base at start of the season ... Played 44 of 47 games with Squirrels in OF Dropped out of Giants top 30 prospects list, was ranked #16 to start 2012 ... Belted 3rd grand slam in franchise history vs. BOW on 5/11 (off Cole McCurry).

### 2011

Split the season between San Jose (A+) and Richmond (AA) ... Batted .291 (75-258) with 11 HRs and 40 RBIs in 63 games with San Jose ... He batted .325 with 7 HRs and 20 RBIs in 30 home games, but batted .262 with 4 HRs and 20 RBIs in away games ... Promoted to Richmond on June 16th ... Flourished at the outset with 18 RBIs in his first 14 Double-A games, and was named Eastern League Hitter of the Week (6/20-6/27) ... Overall with Richmond, he batted .244 (72-295) with 7 HRs and 45 RBIs ... In July, batted .218 (24-110) with 3 HRs and 15 RBIs ... In August, he batted .257 (29-113) with 2 HRs and 13 RBIs ... Went 2-for-4 with a HR, 2B and 6 RBIs against Harrisburg on 6/27 ... Batted .241 (7-29) with 2 HRs and 6 RBIs in the postseason ... Was rated as the #15 prospect by BA heading into the season ... Also touted as being the best power hitter and possessing the best infield arm in the San Francisco system.

### 2010

Rated by Baseball America as the #18 prospect in the Giants' system and also as its best power hitter prior to the season ... Spent the entire season with low-A Augusta in the South Atlantic League ... Led the league in games played (137) and RBIs (101) ... Finished second in the SAL with 21 HRs and 57 extra-base hits ... 152 hits were 5th in the league ... Led the league in total bases (255) ... Named as both an SAL mid-season and postseason All-Star ... Hit .310 (85-274) while batting 3rd in the order, opposed to .228 (45-197) while hitting 4th.

### 2009

Opened first professional season in Arizona Rookie League, before joining Salem-Keizer (SS-A) after batting .306 in 9 games ... Appeared in 47 games with the Volcanoes, helping S-K to the Northwest League title ... Hit just .057 (1-17) in the postseason ... Tied for the team-lead with 9 HR (Ryan Cavan) ... Made 27 starts at third base, but also appeared in 11 games at first base.

### AMATEUR

Played collegiately for the University of Louisville ... Helped the Cardinals to the 2007 College World Series ... Finished 2nd all-time in school history with 61 career home runs ... Notched 218 RBIs, a school record ... Was named 2009 Sporting News Preseason National Player of the Year ... Was touted as a 2009 Louisville Slugger Preseason All-American ... Named the Big East Conference Player of the Year following both his sophomore and junior seasons ... Belted a school record 25 HRs during his junior season ... Hit .345 with 25 HRs and 82 RBIs in his junior season ... Hit .365 with 21 HRs and 75 RBIs in his sophomore season ... Was draft eligible after his sophomore season and was selected by the Colorado Rockies in the 5th round of the 2008 draft (Did Not Sign) ... Was clocked in the mid-90s while serving as a relief pitcher.

### PERSONAL & MISCELLANEOUS

Selected by the Giants in the 3rd round of the 2009 June draft ... Signed for \$411,300 ... Hails from Los Angeles, CA, but played high school ball at renowned Gulliver Prep High School in Coral Gables, FL.

### DOMINGUEZ'S CAREER BATTING STATISTICS

Year	Team	League	ORG	AVG	G	AB	R	H	2B	3B	HR	RBI	BB	IBB	SO	SB	CS	OBP	SLG	OPS
2009	AZL Giants	AFL	SF	.306	9	36	8	11	2	0	2	8	3	0	9	1	0	.375	.528	.903
2009	Salem-Keizer	NOR	SF	.254	47	181	31	46	5	1	9	32	9	0	57	11	2	.298	.442	.740
2010	Augusta	SAL	SF	.272	137	559	85	152	32	4	21	101	35	3	133	14	7	.326	.456	.782
2011	San Jose	CAL	SF	.291	63	258	40	75	10	1	11	40	18	0	73	8	2	.337	.465	.802
2011	Richmond	EAS	SF	.244	78	295	35	72	22	2	7	45	9	0	78	1	5	.272	.403	.675
2011	Richmond	EAS	SF	.223	49	188	17	42	9	0	2	19	7	0	50	3	0	.254	.303	.557
2012	Fresno	PCL	SF	.247	43	174	15	43	11	0	3	25	2	0	47	1	2	.264	.362	.626
	Minor League Totals			.261	426	1691	231	441	91	8	55	270	83	3	447	39	18	.302	.422	.724



# 2013 FLYING SQUIRRELS



## Jake Dunning

RHP

Height/Weight: 6-4/188  
 Bats/Throws: Right/Right  
 Born: August 12th, 1988 in Forest Stewart, GA  
 Resides: Forest Stewart, GA  
 Acquired: Selected by the Giants in the 33rd Round  
 2009 MLB June Draft



### THE DUNNING FILE

Flying Squirrels Debut:  
4/5/12 @ New Britain

Last Team:  
Richmond Flying Squirrels

### CAREER HIGHS:

IP (S): .....7 .....5/12/11 vs. LAN  
 IP (R): .....3.2 .....7/8/10 @ TC  
 H: .....8 .....5/5/11 @ VIS  
 BB: .....4 .....4/29/11 vs. LKE  
 SO: .....6 (x2).....last, 5/12/11 vs. LAN

Dunning was a standout as a collegiate shortstop for Indiana, and the Giants selected him as such in the 33rd round of the 2009 draft. It didn't take long for San Francisco to determine that his future was on the mound however, converting him to the hill during his first professional season. His inexperience on the mound still shows at times, but the Giants - and other organizations - continue to love his stuff. After spending the entire season in Richmond and leading the Squirrels in appearances, the 24-year old was protected by the Giants' on the 40-man roster. That designation means that not only is Dunning in the Giants' plans, but that they feel he might have been scooped up in the Rule 5 Draft. That belief came from heavy interest they found in Dunning at the trade-deadline last year. However, the ranks are crowded at the higher levels of the system, and Dunning may be asked to continue to refine his repertoire out of the Squirrels' bullpen. He'll be one of the anchors if that is the case.

### 2012

Added to Giants' 40-man after end of 2012 season ... Spent the entire season with Richmond and led all Squirrels pitchers with 44 appearances in first year at Double-A ... Was 0-for-6 in save opportunities ... Induced 10 double plays, best among Richmond relievers ... Tossed three or more innings four times ... Allowed just two (2) HRs in 68 IP.

### 2011

Posted a 6-3 record with a 4.74 ERA in 41 appearances, including seven (7) starts with Advanced-A San Jose ... Logged 76 innings (More than twice his previous career-high) of work and converted 10 saves in 11 chances ... Struck out 71 batters and issued 24 walks ... Allowed just one (1) earned run in 11 appearances from 7/31 through 9/2 ... Went 1-2 with 10 saves and a 3.07 ERA in the second half after going 5-1 with a 5.79 ERA in the first half.

### 2010

Went 1-0 with two (2) saves in three (3) chances and posted a 2.95 ERA in 18 appearances with Salem-Keizer (A-) ... Struck out 46 batters in 36.2 innings pitched ... Surrendered just eight (8) walks.

### 2009

Made professional debut with AZL Giants (R) ... Appeared in just one (1) game in the AZL, allowing two (2) hits and one (1) earned run in one inning of work.

### PERSONAL & MISCELLANEOUS

Graduated from Clay (FL) High School ... Named first-team All-Conference and first-team All-County in each of his final two high school seasons ... Attended Florida Community College of Jacksonville and Indiana University ... Played shortstop and pitcher for FCCJ ... Transferred to Indiana for his junior season and batted .308 with 5 HRs and 45 RBIs in 57 games with the Hoosiers in 2009 ... First home run with IU was a grand slam ... Went 0-2 with one (1) save in six (6) relief appearances for the Hoosiers ... Helped Indiana capture its second Big Ten Tournament championship and was named to the All-Tournament team as a shortstop ... Selected by the Giants in the 33rd round of the 2009 June draft as a shortstop.

### DUNNING'S CAREER PITCHING STATISTICS

Year	Team	League	ORG	W	L	PCT	ERA	G	GS	CG	SHO	SV	SVO	IP	H	R	ER	HR	HB	BB	SO	WP	AVG
2009	AZL Giants	AZL	SF	0	0	.000	9.00	1	0	0	0	0	0	1.0	2	1	1	0	0	1	2	0	.400
2010	Salem-Keizer	NOR	SF	1	0	1.000	2.95	18	0	0	0	2	3	36.2	30	15	12	2	2	8	46	4	.221
2011	San Jose	CAL	SF	6	3	.667	4.74	41	7	0	0	10	11	76.0	86	42	40	7	6	24	71	5	.294
2012	Richmond	EAS	SF	5	2	.714	4.10	44	0	0	0	0	6	68.0	74	36	31	2	4	22	53	6	.285
Minor League Totals				12	5	.706	4.16	104	7	0	0	12	20	181.2	192	94	84	11	12	55	172	15	.277

Organization

2013 Flying Squirrels

2012: In Review

History & Records

Eastern League

SF Giants

General Info



# 2013 FLYING SQUIRRELS

Organization

2013 Flying Squirrels

2012: In Review

Eastern League History & Records

SF Giants

General Info



## Jacob Dunnington

RHP

Height/Weight: 6-2/160  
 Bats/Throws: Left/Right  
 Born: February 2nd, 1991 in Redmond, WA  
 Resides: Redmond, WA  
 Acquired: Signed by the Giants as a NDFAs August 26th, 2009



### THE DUNNINGTON FILE

**Flying Squirrels Debut:**  
7/15/12 vs. Binghamton

**Last Team:**  
Richmond Flying Squirrels

### CAREER HIGHS:

IP (S): ..... Has Never Started  
 IP (R): 3 (x2) ..... Last, 5/19/11 vs. GVL  
 H: ..... 4 ..... 6/9/11 @ SAV  
 BB: ..... 4 (x2) ..... Last, 8/1/11 @ IE  
 SO: ..... 5 ..... Many

Dunnington's is an improbable story that continues to get better each time he takes the mound. Unnoticed by both college and pro scouts as a high school senior, the right-hander signed an almost unheard of free agent contract as an 18-year old. After high school, he gained weight and velocity, and the way he has thrown in his first three professional seasons suggests he might eventually become one of the great underdog stories in the big leagues. He led relievers in the Arizona Rookie League in K:9 IP in his first season (14.33) and also topped the circuit in opposition batting average (.109). He backed up those results as he vaulted through Augusta (A) to San Jose (A+) in 2011. He was delayed coming out of spring training last year, but made an impression with a mid-90s fastball when he arrived in Richmond in July. Healthy and just 22-years old heading into 2013, he will look for a breakout season. He will more than likely begin that search as one of the more relied upon Squirrels' relievers.

### 2012

Promoted to Richmond from Augusta on 7/4/12 ... Did not make 2012 season debut until 6/11/12 ... Pitched 25.1 innings between Augusta (A) and Richmond (AA) ... Did not allow a HR in 15 IP with Richmond, limited opponents to just 12 hits and three runs in that span.

### 2011

Split his first full pro season between Low-A Augusta and Advanced-A San Jose ... Compiled a 3-3 record with a 3.77 ERA and one (1) save in two (2) chances in 32 appearances with the Greenjackets ... Struck out 53 batters and issued 32 walks in 43 innings with Augusta ... Tossed three (3) scoreless innings and recorded five (5) strikeouts vs. GVL on 5/19 ... Promoted to San Jose on 7/4 ... Posted a 2-1 record with a 2.82 ERA and one save (1) in two chances in 16 appearances with San Jose ... Struck out 31 batters and allowed 10 walks in 22.1 innings of work ... Limited California League hitters to a .167 average (13-78).

### 2010

Began his pro career with AZL Giants (R) ... Went 1-0 with three (3) saves in five (5) chances, and posted a sparkling 0.63 ERA in 17 appearances with AZL Giants ... Recorded 45 strikeouts and issued 15 walks in 28.2 innings pitched ... Limited opposing batters to a .109 average (10-92), which topped the circuit ... Also led the league in K:9 IP (14.33).

### PERSONAL & MISCELLANEOUS

Graduated from Shelton High School in Olympia, WA ... Went undrafted following his senior season in high school ... Signed with the Giants as a non-drafted free agent out of high school in 2009.

### DUNNINGTON'S CAREER PITCHING STATISTICS

Year	Team	League	ORG	W	L	PCT	ERA	G	GS	CG	SHO	SV	SVO	IP	H	R	ER	HR	HB	BB	SO	WP	AVG
2010	AZL Giants	AZL	SF	3	0	1.000	0.63	17	0	0	0	3	5	28.2	10	2	2	0	0	15	45	4	.109
2011	Augusta	SAL	SF	3	3	.500	3.77	32	0	0	0	1	2	43.0	29	23	18	1	2	32	53	1	.193
2011	San Jose	CAL	SF	2	1	.667	2.82	16	0	0	0	1	2	22.1	13	8	7	1	1	10	31	3	.167
2012	Augusta	SAL	SF	1	0	1.000	4.50	11	0	0	0	0	0	10.0	8	5	5	1	0	5	14	3	.216
2012	Richmond	EAS	SF	0	0	.000	1.76	13	0	0	0	0	0	15.1	12	3	3	0	1	8	18	2	.222
Minor League Totals				9	4	.692	2.64	89	0	0	0	5	9	119.1	72	41	35	3	4	70	161	13	.175

# 2013 FLYING SQUIRRELS



## Adam Duvall

3B

Height/Weight: 6-1/200  
 Bats/Throws: Right/Right  
 Born: September 4th, 1988 in Louisville, KY  
 Resides: Louisville, KY  
 Acquired: Selected by the Giants in the 11th Round 2010 MLB June Draft



### THE DUVALL FILE

Flying Squirrels Debut: N/A

Last Team: San Jose Giants

### CAREER HIGHS:

Runs: ..... 4 ..... 7/9/11 @ ASH  
 Hits: ... 4 (x4) ..... last, 5/18/12 @ VIS  
 HR: ... 2 (x2) ..... last, 8/3/12 @ IE  
 RBI: ... 4 (x8) ..... last, 8/28/12 @ LE  
 SB: ..... 1 ..... Many

Duvall was feeling weak and lethargic during spring training last season, and couldn't figure out why. Eventually, he was diagnosed as a diabetic. Once the Giants' medical staff began to control Duvall's levels with an insulin pump, his strength returned and he posted a record book season. He set the San Jose (A+) franchise mark for HRs with 30 and drove in 100 runs. That came on the heels of a breakout campaign with Augusta (A) that put the 24-year old on the prospect map. After cracking BA's top-30 San Francisco prospects following 2011, he nearly vaulted into the top-10 after 2012. Interestingly, as one former power-packed Cardinal (Chris Dominguez) dropped out of those prospect rankings, another has taken the spot. Duvall is also tabbed to take over third base for the Flying Squirrels to open the 2013 season, a position that Dominguez occupied during 2011. Upon his arrival in Richmond, the Eastern League will serve as the biggest professional test to date for the unheralded 11th rounder.

### 2012

Spent entire season with San Jose (A+) ... Led California League with a franchise-record 30 HR ... Finished 2nd in runs scored (101), 3rd in RBIs (100) and 5th in extra-base hits (58) ... Named to the 2012 California League Postseason All-Star Team ... Stole a career-high eight (8) bases ... Led team in HBP (10) ... Had second career multi-HR game on 8/3/12 vs. Inland Empire ... Led California League third basemen with 29 errors.

### 2011

Spent his first full pro season with Low-A Augusta ... Batted .285 (123-431) with 22 HRs and 87 RBIs in 116 games with the Greenjackets ... Finished 3rd in the South Atlantic League in slugging percentage (.527) and tied for 3rd in RBIs (87) ... Led the Greenjackets in RBIs (87), total bases (227), slugging percentage (.527) and OPS (.912) ... Named to both mid-season and postseason SAL All-Star teams ... MVP of SAL All-Star Game ... Batted .417 (5-12) with a HR and four (4) RBIs in SAL playoffs as the Greenjackets fell in the Southern Division Championship Series.

### 2010

Made professional debut with Salem-Keizer (A-) ... Batted .245 (47-192) with four (4) HRs and 18 RBIs in 54 games with the Volcanoes.

### PERSONAL & MISCELLANEOUS

Graduated from Butler (KY) High School ... All-Region honoree ... Attended Western Kentucky University, Chipola Junior College and the University of Louisville ... Helped Chipola JC reach the Junior College World Series ... Named to Junior College World Series All-Tournament team ... Named third-team All-Big East as a junior and second-team All-Big East as a senior ... Helped Louisville win consecutive Big East regular season championships ... Teammate of Chris Dominguez at Louisville in 2009 ... Favorite movie is "Forrest Gump" ... Favorite cereal is Cheerios ... Favorite athlete is Derek Jeter ... Selected by the Giants in the 11th round of the 2010 June draft

### DUVALL'S CAREER BATTING STATISTICS

Year	Team	League	ORG	AVG	G	AB	R	H	2B	3B	HR	RBI	BB	IBB	SO	SB	CS	OBP	SLG	OPS
2010	Salem-Keizer	NOR	SF	.245	54	192	30	47	10	1	4	18	14	0	45	2	3	.318	.370	.688
2011	Augusta	SAL	SF	.285	116	431	69	123	30	4	22	87	59	4	98	4	4	.385	.527	.912
2012	San Jose	CAL	SF	.258	134	534	101	138	24	4	30	100	47	0	116	8	2	.327	.487	.814
	Minor League Totals			.266	304	1157	200	308	64	9	56	205	120	4	259	14	9	.348	.482	.830

Organization

2013 Flying Squirrels

2012: In Review

History & Records

Eastern League

SF Giants

General Info

## 2013 MEDIA & INFORMATION GUIDE



31

# 2013 FLYING SQUIRRELS



Organization

2013 Flying Squirrels

2012: In Review

History & Records

Eastern League

SF Giants

General Info



## Edwin Escobar

LHP

Height/Weight: 6-2/200  
 Bats/Throws: Right/Right  
 Born: April 22nd, 1992 in La Buaera, VZ  
 Resides: Barquisimeto, VZ  
 Acquired: Acquired by Giants from Texas Rangers for LHP Ben Snyder on April 1st, 2010



### THE ESCOBAR FILE

Flying Squirrels Debut: N/A

Last Team: Augusta Greenjackets

### CAREER HIGHS:

IP (S): ... 8.2 ..... 8/31/12 vs. CSC  
 IP (R): 1.0 (x3) ... last, 4/22/11 vs. DEL  
 H: ... 11 (x2) ... last, 5/15/12 vs. ROM  
 BB: ... 5 ..... 6/30/10 vs. TC  
 SO: ... 10 ..... 6/15/12 vs. GVL

The Giants targeted Escobar when receiving compensation from the Rangers for Rule 5 Draft pick Ben Snyder in 2010. In 2012 they saw the advancement they had been hoping for from the young Venezuelan. Pitching under the radar in an Augusta (A) rotation that featured top-prospect Kyle Crick and Clayton Blackburn, Escobar was their equal, finishing third in the South Atlantic League in ERA (2.96). He also posted a walk-to-strikeout ratio of 32:122, easily the best of his career. More pleasing to the Giants than the numbers was increased velocity and better command of his fastball, which sat 92-93 during the season. 21-years old on opening day 2013, Escobar is still a work in progress, but *Baseball America* rates him as the #14 prospect in the San Francisco system. The Giants value the lefty enough that they protected him on the 40-man roster following the season despite the fact that he has never pitched above A-ball. He'll open the season in a star-studded San Jose (A+) rotation with a mid-season callup to Richmond a definite possibility.

### 2012

Added to 40-man roster following the season ... Spent entire year with Augusta (A) and made 22 starts ... Finished 3rd in South Atlantic League in ERA (2.96) and WHIP 1.17 ... Allowed just one hit in win with 8.2 shutout innings (109 pitches) against Charleston on 8/19 ... On 8/31 pitched another 8.2 innings against Charleston and allowed two runs in a loss ... Struck out a career-high ten (10) batters in six innings 6/15 vs. Savannah.

### 2011

Made four (4) starts with Augusta before being assigned to Giants Extended Spring Training on 4/27 ... Returned to AZL Giants and pitched in 15 games (12 starts) from 6/20-8/29.

### 2010

Made 14 starts with Salem-Keizer ... Finished 2nd in Northwest League in highest SO/9IP (69K, 63IP) and 3rd in walks allowed (40) ... Pitched six scoreless innings with seven (7) strikeouts on 8/11 vs. Eugene.

### 2009

Made professional debut at age 17 with AZL Rangers on 6/21 ... Made 12 starts and 13 appearances overall ... recorded a season-high seven (7) strikeouts in four innings pitched on 7/7.

### PERSONAL & MISCELLANEOUS

Signed by the Rangers as international free agent July 2, 2008 ... Traded by the Rangers to the Giants as compensation for Major League Rule 5 selection Ben Snyder 4/1/2010

### ESCOBAR'S CAREER PITCHING STATISTICS

Year	Team	League	ORG	W	L	PCT	ERA	G	GS	CG	SHO	SV	SVO	IP	H	R	ER	HR	HB	BB	SO	WP	AVG
2009	AZL Rangers	AZL	TEX	2	5	.286	5.00	13	12	0	0	0	0	45.0	53	34	25	1	4	16	48	8	.279
2010	Salem-Keizer	NOR	SF	2	4	.333	4.86	14	14	0	0	0	0	63.0	64	40	34	6	3	40	69	7	.270
2011	Augusta	SAL	SF	1	3	.250	18.00	4	2	0	0	0	1	6.0	15	15	12	0	1	5	5	1	.455
2011	AZL Giants	AZL	SF	2	4	.333	5.09	15	12	0	0	0	0	46.0	51	30	26	2	5	17	42	3	.293
2012	Augusta	SAL	SF	7	8	.467	2.96	22	22	0	0	0	0	130.2	121	57	43	7	7	32	122	10	.241
Minor League Totals				14	24	.368	4.34	68	62	0	0	0	1	290.2	304	176	140	16	20	110	286	29	.267





# 2013 FLYING SQUIRRELS



## Wendell Fairley

DF

Height/Weight: 6-2/196  
 Bats/Throws: Left/Right  
 Born: March 17th, 1988 in Lucedale, MS  
 Resides: Lucedale, MS  
 Acquired: Selected by the Giants in the 1st Round  
 2007 MLB June Draft



### THE FAIRLEY FILE

Flying Squirrels Debut:  
 7/2/2011 @ Reading

Last Team:  
 Richmond Flying Squirrels

### CAREER HIGHS:

Runs:.....3.....7/23/11 vs. HAR  
 Hits:.....5.....6/12/10 vs. IE  
 HR:.....1.....Many  
 RBI:.....4 (x2).....last, 5/1/11 vs. LKE  
 SB:.....2.....8/31/10 vs. IE

The 29th overall pick in the 2007 draft, Fairley showed up for spring training in 2012 in the best shape of his career, eager to reemerge on the prospect radar. He was assigned to a crowded outfield in Richmond (AA), and was making strides at the plate when a collision with Altoona catcher Tony Sanchez on May 31st derailed his season for 2 1/2 months. He returned in August and salvaged the final few weeks of the season, but the year was essentially a loss as he appeared in just 47 games. The 25-year old has been passed in the system by numerous younger prospects, most of which will comprise the Fresno (AAA) outfield to open 2013. However, that presents an opportunity for Fairley as the Richmond outfield is anything but a settled situation heading into the year. With a solid spring showing, Fairley could nab one of the corner outfield spots with the Squirrels. No one would be happier than the Giants if he uses that opportunity to fulfill the athletic potential he showcased in high school.

### 2012

Began season with Richmond ... Broke left thumb on 5/31 via collision at the plate with Altoona catcher Tony Sanchez ... Appeared in 13 games with AZL Giants before returning to Richmond on 8/10 ... Appeared in LF, RF and DH in 47 games with Squirrels.

### 2011

Split the season between San Jose (A+) and Richmond (AA) ... While with the Giants he batted .245 (51-208) with 2 HRs and 21 RBIs in 60 games ... In April he batted .328 (22-67) with seven (7) RBIs ... In May he batted .225 (18-80) with a HR and 12 RBIs in 22 games ... Promoted to Double-A for the first time on 7/1 ... With the Squirrels he batted .265 with seven (7) RBIs in 34 games ... In July he batted .311 (14-45) with six (6) RBIs ... In August he batted .220 (9-41) with two (2) RBIs ... Batted .391 (9-23) for Richmond in the postseason.

### 2010

Invited to big league spring training for the first time prior to the season ... Reached the Advanced-A level for the first time in his career and spent the entire season (115 games) with San Jose ... Served as San Jose's everyday left fielder, joining Francisco Peguero and Juan Perez in the outfield ... Hit a career-best .292 (114-391) ... Stole a career-high 10 bases after compiling just 9 over his first two professional seasons ... Helped San Jose to the California League title ... Appeared in six (6) games in the postseason, and notched 5 RBIs while batting .267 (5-14) ... Hit a home run in game three of the CLCS against Rancho Cucamonga in a game San Jose won, 12-7 ... Hit .307 (97-316) against right-handed pitchers, but just .227 (17-75) against lefties ... Hit .309 (64-207) after the All-Star break, including a robust month of July when he batted .389 (37-95).

### 2009

Spent his first full-season with low-A Augusta ... Hit .243 (84-345) with 20 2Bs, 3B, 3 HRs and 42 RBIs in 106 games for the Greenjackets ... Hit .311 (23-74) in the month of July, but did not top .245 mark in any other 5 months of the season ... Flourished with the bases loaded, batting .700 (7-10) with 3 2Bs and 14 RBIs ... Rated as the Giants' #12 prospect by *Baseball America* entering the season.

### 2008

Rated as the #8 prospect in the Giants' system by *Baseball America* ... Rated as the Best Athlete in the San Francisco chain entering the season by *Baseball America* ... Made professional debut in the Arizona Rookie League ... Batted .259 (50-193) with 2 HRs and 17 RBIs in 52 games.

### PERSONAL & MISCELLANEOUS

Graduated from George County (Lucedale, MS) High School ... Was touted as the 40th-best pro prospect by *Baseball America* after his senior season ... Hit .538 for the season (49-91) with 13 2Bs, 3 3Bs, 9 HRs, 36 RBIs and 13 stolen bases ... Was also 9-2 with a 1.84 ERA as a pitcher ... Also excelled in football as a wide receiver and was recruited by Division I schools to play football in college ... Selected by the Giants with the final of four (4) first round picks, 29th overall ... Signed with the Giants prior to the deadline for \$1 million dollars.

### FAIRLEY'S CAREER BATTING STATISTICS

Year	Team	League	ORG	AVG	G	AB	R	H	2B	3B	HR	RBI	BB	IBB	SO	SB	CS	OBP	SLG	OPS
2008	AZL Giants	AZL	SF	.259	52	193	39	50	5	2	2	17	26	0	37	7	3	.388	.337	.725
2009	Augusta	SAL	SF	.243	106	345	47	84	20	1	3	42	36	0	103	2	4	.323	.333	.656
2010	San Jose	CAL	SF	.292	115	391	42	114	15	1	1	46	29	1	86	10	6	.362	.343	.705
2011	San Jose	CAL	SF	.245	60	208	28	51	7	1	2	21	20	1	39	3	1	.329	.317	.646
2011	Richmond	EAS	SF	.265	34	98	11	26	3	2	0	7	8	0	27	2	2	.321	.337	.658
2012	AZL Giants	AZL	SF	.192	13	52	7	10	4	1	0	7	3	0	14	1	0	.236	.308	.544
2012	Richmond	EAS	SF	.220	47	109	6	24	5	0	0	9	13	0	33	1	1	.306	.266	.572
	Minor League Totals			.257	427	1396	180	359	59	8	8	149	135	2	339	26	17	.340	.328	.668

Organization

2013 Flying Squirrels

2012: In Review

History & Records

Eastern League

SF Giants

General Info



# 2013 FLYING SQUIRRELS



Organization

2013 Flying Squirrels

2012: In Review

History & Records

Eastern League

SF Giants

General Info



## Justin Fitzgerald

RHP

Height/Weight: 6-5/225  
 Bats/Throws: Right/Right  
 Born: March 3rd, 1986 in Santa Rosa, CA  
 Resides: Santa Rosa, CA  
 Acquired: Selected by the Giants in the 11th Round 2008 MLB June Draft



### THE FITZGERALD FILE

**Flying Squirrels Debut:**  
4/9/2011 vs. New Britain

**Last Team:**  
Richmond Flying Squirrels

### CAREER HIGHS:

IP (S): ...8.1 .....5/7/12 vs. HAR  
 IP (R): ...5.2 .....8/15/10 vs. MOD  
 H: ...9 (x3) .....last, 5/19/12 @ AKR  
 BB: ...5 (x5) .....last, 8/25/12 @ ALT  
 SO: ...11 (x2) .....last, 7/27/11 @ ERI

Fitzgerald returned to Richmond (AA) for a second full season in 2012 after taking over for staff ace Eric Surkamp at the end of the 2011 season. Already a fan-favorite in the River City from his playoff heroics that year, Fitzgerald was tabbed to headline the Squirrels' rotation. He got off to a slow start however, and was overshadowed by newcomers Chris Heston and Mike Kickham in the first half. But the 27-year old kicked it into high gear over the final two months of the season, posting a sensational 1.70 ERA over his final 10 starts of the year. That stretch of dominance allowed him a career-best ERA of 3.22 for the season. The Santa Rosa, CA, native has certainly done enough over the last two seasons to earn his first Triple-A promotion. His problem is the pitching-rich Giants organization for which he pitches. Once again, the Giants have a log-jam of quality arms at the top of the system and staff spots in Fresno (AAA) will be hard to come by. If Fitzgerald doesn't grab one, the Squirrels would be more than happy to welcome him back to Richmond to lead their 2013 rotation.

### 2012

Spent entire season with Richmond ... Was the Squirrels opening day starter in his second full season of Double-A ... Was 2nd in league with 28 starts, a career best ... Finished 2nd in IP (164.2), 5th in strikeouts (130) and 3rd in opponent average (.225) ... Pitched seven or more innings in eight starts ... Named EL Pitcher of the Week July 2-8 ... Had career-best 3.22 ERA ... Boasted a 1.70 ERA after the All-Star break (10 starts).

### 2011

Pitched the entire season with the Flying Squirrels ... Went 9-9 with a 3.51 ERA in 27 starts (Led the team) ... Struck out 111 batters and issued 55 walks in 146.1 IP ... Ranked 7th in the Eastern League in ERA (3.51) ... Tied for 2nd in games started (27) ... Named EL mid-season all-star ... Led Richmond in innings pitched (146.1) ... Finished 3rd on the team in strikeouts (111) ... Ranked 2nd in walks allowed (55) ... 2nd on the team with nine (9) wins ... Went 1-0 with a 2.70 ERA in two playoff starts (13.1 IP) ... Finished off a three-game sweep of Harrisburg in the Western Division Championship Series with a win in game three.

### 2010

Spent entire third professional season with San Jose (A+) in the California League ... Made 25 starts after spending the first two (2) seasons of his professional career entirely as a reliever ... Finished 4th in the CL with an ERA of 3.45 ... Average against of .258 was third-best in the CL ... Was Giants' minor league Pitcher of the Month in April when he went 2-0 with a 0.95 ERA in 4 starts ... Won his first 5 decisions of the season ... 146 innings pitched was 90 more than his previous career-high of 56, which he tallied with Augusta in 2009 ... Started and won Game One of the California League Divisional Series against Modesto ... Started and won Game One of the California League Championship Series against Rancho Cucamonga ... Made three (3) postseason starts, posting a 2-0 record with an ERA of just 1.93, having allowed just four (4) earned runs in 18.2 innings of work ... Was named to the California League's mid-season All-Star team.

### 2009

Spent first full-season as a reliever with the Augusta Greenjackets (A) of the South Atlantic League ... Made 39 appearances in relief, logging a then career-high 56 innings of work ... Struck out 63 but walked 27 ... Recorded a 1.20 ERA in six July appearances ... 30.2 of his 56 total innings were logged in either the 7th or 8th innings.

### 2008

Pitched in both the Arizona Rookie League and the Northwest League during his first professional season ... Earned five (5) saves while with the Volcanoes in 14 appearances ... Drafted by the Giants in the 11th round of the 2008 June draft out of the University of California - Davis.

### AMATEUR

Pitched four (4) seasons for UC-Davis ... Led the team with 20 relief appearances in his junior season (2007) ... Made just five (5) appearances in his sophomore season and was eventually granted a medical hardship year ... Made 15 relief appearances in his freshman season ... Earned first-team All-North Bay League and first-team All-Redwood Empire in both baseball and basketball in 2003-04 ... Compiled 9-0 record with a 1.80 ERA, fanning 95 in 79 innings as a high school senior ... Fired four shutouts, including a perfect game at the Adam Westcott Tournament ... Team finished with a school record 25-3 mark ... Averaged 17 points, 7 rebounds per game in basketball as a senior.

### PERSONAL & MISCELLANEOUS

Born in Santa Rosa, CA ... Economics major at UC-Davis ... Parents are Patrick & Margaret Fitzgerald, both of whom were collegiate athletes ... Patrick played basketball at Hawaii-Hilo, Margaret played softball at Santa Rosa JC ... Grandfather, John Fitzgerald, played for the Pirates and Cardinals organizations.

### FITZGERALD'S CAREER PITCHING STATISTICS

Year	Team	League	ORG	W	L	PCT	ERA	G	GS	CG	SHO	SV	SVO	IP	H	R	ER	HR	HB	BB	SO	WP	AVG
2008	AZL Giants	AZL	SF	0	0	.000	0.00	3	0	0	0	0	0	4.0	2	0	0	0	0	2	6	0	.143
2008	Salem-Keizer	NOR	SF	1	0	1.000	4.76	14	0	0	0	5	6	17.0	20	9	1	2	6	13	4	.313	
2009	Augusta	SAL	SF	2	2	.500	3.70	39	0	0	0	1	56.0	59	32	23	4	2	27	63	9	.262	
2010	San Jose	CAL	SF	10	6	.625	3.45	26	25	0	0	0	146.0	140	65	56	11	4	46	116	14	.258	
2011	Richmond	EAS	SF	9	9	.500	3.51	27	27	0	0	0	146.1	147	65	57	7	5	55	111	10	.267	
2012	Richmond	EAS	SF	7	8	.467	3.22	28	28	0	0	0	164.2	134	68	59	8	8	60	130	18	.225	
<b>Minor League Totals</b>				<b>29</b>	<b>25</b>	<b>.537</b>	<b>3.44</b>	<b>137</b>	<b>80</b>	<b>0</b>	<b>0</b>	<b>5</b>	<b>7</b>	<b>534.0</b>	<b>502</b>	<b>239</b>	<b>204</b>	<b>31</b>	<b>21</b>	<b>196</b>	<b>439</b>	<b>55</b>	<b>.252</b>



# 2013 FLYING SQUIRRELS



## Austin Fleet

RHP

Height/Weight: 6-1/200  
 Bats/Throws: Right/Right  
 Born: April 17th, 1987 in Tulsa, OK  
 Resides: Morgan City, LA  
 Acquired: Selected by the Giants in the 16th Round  
 2010 MLB June Draft



### THE FLEET FILE

**Flying Squirrels Debut:**  
 8/26/2011 @ Akron

**Last Team:**  
 Richmond Flying Squirrels

### CAREER HIGHS:

**IP (S):** 6 (x2).....last, 4/28/11 @ HIC  
**IP (R):** 4.2 (x2)....last, 8/30/11 vs. NBR  
**H:**.....9.....4/21/11 vs. DEL  
**BB:**.....4.....5/10/11 vs. ROM  
**SO:** 8 (x2)....last, 7/5/10 @ AZL (MIL)

Fleet made an impressive cameo with the Flying Squirrels at the tail-end of 2011 when the Squirrels found themselves in need of arms. He showed enough poise over four regular season outings that he was included on the post-season roster as Richmond advanced to the Eastern League Championship Series. The Giants were also impressed enough that he was invited to big league spring training in 2012 and eventually skipped San Jose (A+) to spend the entire season back in Richmond. It was an up-and-down, but overall successful season for the former Coastal Carolina Chanticleer. He hit a rough patch during the month of July, but if you toss out that month, he would have posted a 2.56 ERA for the rest of the year. With a crowded group of arms at the top of the system and a talented young stable bubbling below the surface in San Jose, Fleet should be stuck in the middle with the Squirrels in 2013. He figures to play a prominent role in the bullpen at the outset of the season and the Giants hope he once again shows the moxy he did at the end of 2011.

### 2012

Spent entire year with Richmond (AA) and pitched first full season at Double-A ... Finished the year with six (6) consecutive scoreless outings (6 IP) ... Recorded four (4) saves in five (5) opportunities ... Had a five (5) strikeout performance on 4/27 vs. New Britain ... Had an ERA under 4.00 in every month of the season except July when he stumbled to a 7.20 mark over eight (8) appearances and 10 outings.

### 2011

Split the season between AZL Giants (R), Low-A Augusta and Richmond (AA) ... Compiled an 8-5 mark with a 4.32 ERA in 25 appearances, including eight (8) starts with the Greenjackets ... Struck out 48 batters and walked 24 in 66.2 innings pitched ... Placed on disabled list in May ... Made three (3) relief appearances with AZL Giants in late June before rejoining Augusta ... Went 1-0 with one (1) save while allowing no earned runs with AZL ... Promoted to Richmond on 8/26 ... Made four (4) appearances with the Flying Squirrels and posted a 0-0 record with one (1) save and a 2.77 ERA... Recorded six (6) strikeouts and two (2) walks in 13 innings of work with Richmond ... Worked 2.1 scoreless innings in two appearances in the 2011 Eastern League Playoffs.

### 2010

Began professional career with AZL Giants ... Went 6-3 with a 2.65 ERA in 12 appearances, including 11 starts ... Recorded 65 strikeouts and just eight (8) walks in 51 innings pitched ... Led the AZL in WHIP (0.98) ... Finished tied-2nd in wins (6) and 4th in ERA (2.65).

### PERSONAL & MISCELLANEOUS

Graduated from Santa Fe High School in Edmond, OK ... Named to Oklahoma City All-Star team and the All-City Big Schools team in his senior season ... Attended Coastal Carolina University ... Went 22-9 with a 3.55 ERA and eight (8) saves in 76 career appearances, including 35 starts, for the Chanticleers ... Helped the Chanticleers go 25-0 in Big South conference play in his senior season (2010) ... Named Big South Conference Male Scholar-Athlete of the Year in 2009-10 ... Earned first-team Academic All-American honors from *ESPN The Magazine*/CoSIDA in 2010 ... Named to Big South All-Tournament Team as a junior in 2009 ... Graduated with a degree in business management in 2009 ... Originally selected by the Atlanta Braves in the 39th round of the June 2005 draft, but did not sign ... Selected by the Giants in the 16th round of the 2010 draft.

### FLEET'S CAREER PITCHING STATISTICS

Year	Team	League	ORG	W	L	PCT	ERA	G	GS	CG	SHO	SV	SVO	IP	H	R	ER	HR	HB	BB	SO	WP	AVG
2010	AZL Giants	AZL	SF	6	3	.667	2.65	12	11	0	0	0	0	51.0	42	18	15	2	1	8	65	3	.222
2011	AZL Giants	AZL	SF	1	0	1.000	0.00	3	0	0	0	1	1	4.0	3	0	0	0	1	3	0	.200	
2011	Augusta	SAL	SF	8	5	.615	4.32	25	8	0	0	0	1	66.2	72	40	32	5	3	24	48	4	.280
2011	Richmond	EAS	SF	0	0	.000	2.77	4	0	0	0	1	1	13.0	11	4	4	0	0	2	6	0	.239
2012	Richmond	EAS	SF	2	3	.400	3.83	41	0	0	0	4	5	56.1	72	26	24	0	5	21	54	3	.320
Minor League Totals				17	11	.607	3.53	85	19	0	0	6	8	191.0	200	88	75	7	9	56	176	10	.273

Organization

2013 Flying Squirrels

2012: In Review

History & Records

Eastern League

SF Giants

General Info

## 2013 MEDIA & INFORMATION GUIDE



35

# 2013 FLYING SQUIRRELS

Organization

2013 Flying Squirrels

2012: In Review

History & Records

Eastern League

SF Giants

General Info



## Chris Gloor

LHP

Height/Weight: 6-6/260  
 Bats/Throws: Left/Left  
 Born: March 7th, 1987 in Bay Shore, NY  
 Resides: Bay Shore, NY  
 Acquired: Selected by the Giants in the 17th Round  
 2009 MLB June Draft



### THE GLOOR FILE

**Flying Squirrels Debut:**  
 4/5/12 @ New Britain

**Last Team:**  
 Richmond Flying Squirrels

### CAREER HIGHS:

**IP (S):**...8.0.....8/4/12 @ HAR  
**IP (R):**...4.0.....6/1/12 vs. ERI  
**H:**.....8 (x3).....last: 8/26/12 @ ALT  
**BB:**.....5.....8/14/09 @ SPO  
**SO:**.....6.....7/3/12 @ AKR

Gloor was a surprise member of the Flying Squirrels' bullpen on opening day in 2012. That was due to the fact that the 26-year old had missed the majority of the 2011 season with a staff infection and hadn't pitched more than a handful of innings above the low-A level. He then went from a surprise inclusion to a surprise success story. After struggling in April, he turned a torrid stretch that included a scoreless month of May (7 appearances - 13 IP). He followed that with sub-2.00 ERAs in each of the next two months and handled a promotion to the starting rotation in stride at the end of June. While Chris Heston and Mike Kickham stole the headlines, Gloor was for a stretch the Squirrels most effective starter. The Giants took notice and invited the big lefty to the prestigious Arizona Fall League where he continued to flourish with the Scottsdale Scorpions. All told, he nearly doubled his previous career-high for innings and established himself as a viable starting option. He did plenty to get a look in Fresno (AAA) in 2013 and only a numbers game at that level would bring him back to Richmond to open the season.

### 2012

Spent entire season with Richmond (AA) ... Made 13 starts with 32 appearances overall ... Moved into the rotation starting 6/28 at Reading following Jason Stevenson's promotion to Fresno (AAA) ... Invited to Arizona Fall league following the year ... Made seven (7) starts with Scottsdale, recording a 2.70 ERA (30 IP, 9ER) ... His 30 innings in the AFL led the league ... Between Richmond and Scottsdale tossed a career-high 135.2 innings, had never pitched more than 68 previously.

### 2011

Suffered Staff infection and missed most of the year ... Made a combined 18 appearances between AZL (R), Salem-Keizer (A-) and San Jose (A+) ... Was placed on DL after first appearance of season on 4/9 ... Returned to action with AZL on 7/13 and made five (5) appearances before shifting to Salem Keizer on 7/29.

### 2010

Spent entire season with Augusta (A) ... Appeared in 44 games all in relief ... Recorded 78 strikeouts in 68 innings pitched ... Held lefties to a .219 (21H/96AB) average, righties hit .233 (37h/159AB).

### 2009

Made 17 appearances, including seven (7) starts for Salem-Keizer ... Placed second in Northwest League in wins (7) ... Won championship with Salem-Keizer ... Tossed 6.1 scoreless innings and earned the win in game two of championship series.

### PERSONAL & MISCELLANEOUS

Selected in the 17th round of the 2009 draft out of Quinnipiac College (CT) ... Originally drafted in 2008 by Detroit in the 39th round but did not sign ... Graduated Bay Shore High School (NY) ... Pitched for the New Bern River Rats (NC) in the Coastal Plain League (2007, 2008, 2009) ... Owns single-season and career records for strikeouts at Quinnipiac (81 and 238 respectively).

### GLOOR'S CAREER PITCHING STATISTICS

Year	Team	League	ORG	W	L	PCT	ERA	G	GS	CG	SHO	SV	SVO	IP	H	R	ER	HR	HB	BB	SO	WP	AVG
2009	Salem-Keizer	NOR	SF	7	1	.875	2.61	17	7	0	0	0	2	48.1	38	14	14	2	0	19	48	3	.221
2010	Augusta	SAL	SF	4	2	.667	2.65	44	0	0	0	2	3	68.0	58	23	20	2	1	27	73	10	.227
2011	San Jose	CAL	SF	1	0	1.000	0.00	1	0	0	0	0	0	2.1	1	0	0	0	0	1	5	0	.143
2011	AZL Giants	AZL	SF	1	1	.500	8.44	5	0	0	0	0	0	5.1	6	5	5	1	2	3	5	2	.286
2011	Salem-Keizer	NOR	SF	1	0	1.000	2.45	12	0	0	0	1	1	22.0	22	10	6	2	1	7	26	1	.256
2012	Richmond	EAS	SF	4	5	.444	2.81	32	13	1	0	0	0	105.2	99	36	33	7	2	29	74	1	.255
<b>Minor League Totals</b>				<b>18</b>	<b>9</b>	<b>.667</b>	<b>2.79</b>	<b>111</b>	<b>20</b>	<b>1</b>	<b>0</b>	<b>3</b>	<b>6</b>	<b>251.2</b>	<b>224</b>	<b>88</b>	<b>78</b>	<b>14</b>	<b>6</b>	<b>86</b>	<b>231</b>	<b>17</b>	<b>.241</b>



RICHMOND FLYING SQUIRRELS

# 2013 FLYING SQUIRRELS



## Cody Hall

RHP

Height/Weight: 6-4/220  
 Bats/Throws: Right/Right  
 Born: January 6th, 1988 in Greenwell Spring, LA.  
 Resides: Greenwell Spring, LA  
 Acquired: Selected by Giants in 19th Round  
 2011 MLB June Draft



### THE HALL FILE

Flying Squirrels Debut: N/A

Last Team: San Jose Giants

### CAREER HIGHS:

IP (S): ..... Has Never Started  
 IP (R): 2.0 (x5) ...last, 6/28/12 vs. ASH  
 H: ..... 4 .....8/17/12 @ STK  
 BB: ..... 2 ..... Many  
 SO: ..... 5 .....6/28/12 vs. ASH

Hall has a big arm with bigger upside, but is still fairly raw. He had little experience on the mound when he arrived at Southern University, but the Giants saw potential and nabbed him in the 19th round of the draft in 2011. He has moved quickly since then while flashing a fastball in the upper-90s. He began his first full-season in Augusta (A) in 2012 and had little trouble with South Atlantic League hitters. The Giants moved him to San Jose (A+) where he posted decent results despite allowing an average against of .333. San Francisco isn't concerned with the volume of hits allowed, dismissing them as a result of the 25-year old's tendency to rely on his fastball. Hall will most likely open the 2013 season at the back-end of the San Jose bullpen and continue to refine and incorporate his secondary pitches. If that process goes well, he could move quickly, including a post in Richmond at some point during the season.

### 2012

Split year between Augusta (A) and San Jose (A+) ... Ranked by *Baseball America* as #26 prospect in organization ... His 20 saves were second most in the South Atlantic League ... Strained oblique on 5/24 and placed on disabled list ... Was named to the SAL Mid-Season All-Star team ... Pitched 0.2 scoreless innings for the SAL South All Stars ... Promoted to San Jose 8/8 and appeared in nine (9) regular season games ... Recorded blown save for San Jose in California League playoffs (.02 IP, 2H, ER).

### 2011

Spent entire season with Salem-Keizer (A-) ... Appeared in 23 games out of the bullpen ... Converted 4-of-6 save opportunities ... Allowed only one (1) homerun in 27.1 innings pitched ... Held opponents to a .210 batting average...

### PERSONAL & MISCELLANEOUS

Drafted by the Giants in 19th round of the 2011 draft out of Southern University ... Spent one season at Baton Rouge Community College (2009) before transferring to Southern ... did not pitch until playing at BRCC as a walk-on ... Originally drafted by Detroit in 34th round of 2010, did not sign.

### HALL'S CAREER PITCHING STATISTICS

Year	Team	League	ORG	W	L	PCT	ERA	G	GS	CG	SHO	SV	SVO	IP	H	R	ER	HR	HB	BB	SO	WP	AVG
2011	Salem-Keizer	NOR	SF	3	1	.750	2.63	23	0	0	0	4	6	27.1	21	8	8	1	4	19	42	5	.210
2012	Augusta	SAL	SF	3	0	1.000	1.60	36	0	0	0	20	21	39.1	36	7	7	0	5	12	54	1	.247
2012	San Jose	CAL	SF	1	1	.500	3.24	9	0	0	0	1	2	8.1	12	6	3	0	0	4	10	0	.333
Minor League Totals				7	2	.778	2.16	68	0	0	0	25	29	75.0	69	21	18	1	9	35	106	6	.245

Organization

2013 Flying Squirrels

2012: In Review

History & Records

Eastern League

SF Giants

General Info



# 2013 FLYING SQUIRRELS

Organization

2013 Flying Squirrels

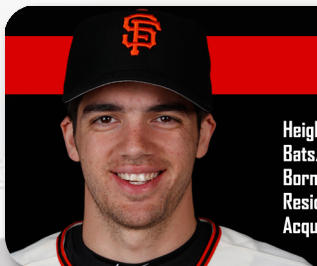
2012: In Review

History & Records

Eastern League

SF Giants

General Info



## Bobby Haney

INF

Height/Weight: 6-1/165  
 Bats/Throws: Left/Right  
 Born: August 16th, 1988 in Smithtown, NY  
 Resides: Smithtown, NY  
 Acquired: Selected by Giants in 22nd Round  
 2010 MLB June Draft



### THE HANEY FILE

Flying Squirrels Debut: N/A

Last Team: San Jose Giants

### CAREER HIGHS:

Runs: ... 3 (x2) .....last, 9/5/10 vs. EUG  
 Hits: ... 4 (x2) .....last, 6/3/11 vs. VIS  
 HR: ..... 1 .....Many  
 RBI: ... 4 (x3) .....last, 6/7/11 @ STK  
 SB: ... 2 (x3) .....last, 5/10/11 vs. LAN

Haney won the College World Series with South Carolina in 2010 and was drafted in the 22nd round that same year by the Giants. Since then he has made a gradual progression through the system, most recently landing in San Jose (A+). Naturally a shortstop, there was little playing time behind former first round pick Joe Panik in 2012. However, the Gamecock is versatile enough to play SS, 2B and 3B, and found his way into the lineup for 210 at-bats. He made the most of them, batting .310 (65-210) and playing an integral role in the Giants push for the California League playoffs. The Richmond middle-infield as well as third base should be filled by Ehire Adrianza, Panik and Adam Duvall to start the 2013 season. That should open an opportunity for Haney to play more at the outset of the season in San Jose. Should an opportunity arise later in the season, the 23-year old could certainly fill a need for the Squirrels at a number of different positions.

### 2012

Spent entire season with San Jose (A+) ... Placed on Disabled List from 4/22-5/2 ... Logged time at 2B (42 games) SS (12 games) and 3B (12 games) ... Went 4-5 with four RBIs on 7/24 at Bakersfield ... Had a .970 fielding percentage, committing eight (8) errors on the year.

### 2011

Played in 80 games split between Augusta (A) and San Jose ... Made season debut on 5/2 ... Missed April while at extended spring ... Promoted to San Jose on 5/31 shortly after Giants promoted Brandon Crawford to MLB ... Hit .244 (10-41) in 14 games while with San Jose ... Sent back to Augusta on 6/30 for remainder of the season ... Hit first career home run on 5/6 vs. West Virginia.

### 2010

Made professional debut with AZL Giants on 7/12 ... Appeared in 20 games, all at the shortstop position ... collected four (4) multi-hit games.

### PERSONAL & MISCELLANEOUS

Drafted by the Giants in the 22nd round of 2010 from the University of South Carolina ... Attended Manatee Community College (FL, 2007, 2008) ... Transferred to University of South Carolina for Junior and Senior year (was a member of their 2010 national championship team) ... Was Selected in 2006 MLB Draft in 38th round by Philadelphia Phillies out of high school, did not sign.

### HANEY'S CAREER BATTING STATISTICS

Year	Team	League	ORG	AVG	G	AB	R	H	2B	3B	HR	RBI	BB	IBB	SO	SB	CS	OBP	SLG	OPS	
2010	AZL Giants	AZL	SF	.239	20	71	7	17	2	1	0	10	4	0	11	1	1	.282	.296	.578	
2011	San Jose	CAL	SF	.244	14	41	4	10	2	0	0	3	6	0	11	0	0	.340	.293	.633	
2011	Augusta	SAL	SF	.236	66	237	33	56	11	0	2	23	28	0	63	1	5	.317	.308	.625	
2012	San Jose	CAL	SF	.310	64	210	28	65	16	0	0	22	17	0	41	3	1	.359	.386	.745	
Minor League Totals					.265	164	559	72	148	31	1	2	58	55	0	126	5	7	.330	.335	.665

# 2013 FLYING SQUIRRELS



## Stephen Harrold

RHP

Height/Weight: 6-1/208  
 Bats/Throws: Right/Right  
 Born: March 12th, 1989 in Baynton Beach, FL  
 Resides: Raleigh, NC  
 Acquired: Selected by the Giants in the 12th Round 2010 MLB June Draft



### THE HARROLD FILE

Flying Squirrels Debut: N/A

Last Team: San Jose Giants

### CAREER HIGHS:

IP (S): ..... Has Never Started  
 IP (R): 4.1 ..... 8/23/12 @ VIS  
 H: 5 (x3) ..... 5/30/12 @ BAK  
 BB: 3 ..... 7/13/12 @ MOD  
 SO: 5 ..... 6/29/12 vs. LKE

A 12th round selection in the 2010 draft, the 24-year old made big developmental strides in his first full-professional season in 2011. He started the year by limiting South Atlantic League hitters to an average of .200 over 38 appearances while racking up 16 saves, and closed it with 19 respectable outings at San Jose (A+). He followed the year with a strong showing in the Arizona Fall League and the Giants responded by inviting him to his first big league spring training. All the pieces seemed in place for a huge year in 2012, and possibly his Double-A debut. It didn't happen, as Harrold struggled mightily to an ERA of 6.89 over his first 24 appearances of the season. He did right the ship in the second half of the year and lowered his average against nearly a hundred points (.323-.230) from the first half. The strong finish to the campaign would indicate that Harrold has a chance of making it to Richmond to open 2013. However, a better bet would be that he tries to regroup in San Jose before making his Double-A debut with the Squirrels later in the year.

### 2012

Spent entire season with San Jose (A+) ... Converted 3of-6 save opportunities ... Dropped out of the BA top 30 prospect rankings after being Ranked #25 to start 2012 season ... Recorded 4,1 shutout innings on 8/23 vs.Visalia ... Posted a 1.61 GO/AO ratio ... Allowed just one (1) earned run in final six (6) outings of season (11.1 IP) ... Reached a career-high with 76.1 innings pitched.

### 2011

Split season between Low-A Augusta and Advanced-A San Jose ... Went 4-3 with a 1.54 ERA and 16 saves in 18 chances with the Greenjackets ... Struck out 39 batters and walked 17 in 41 innings with the Greenjackets ... Limited South Atlantic League hitters to a .200 average (29-145) ... Did not allow an earned run in final 14 appearances with Augusta (13.2 IP) from 6/7 through 7/18 ... Named SAL Mid-Season All-Star ... Tied for 4th in the SAL in saves (16) ... Promoted to San Jose on 7/20 ... Posted a 1-0 mark with a 5.48 ERA and no saves in 19 appearances with San Jose ... Struck out 24 batters and walked 13 in 23 innings pitched ... Gave up a career-high five (5) earned runs in 0.2 IP vs. VIS on 7/25 ... Rated the 25th-best prospect in the Giants' system following the 2011 season.

### 2010

Began his pro career with AZL Giants (R) before earning a promotion to Salem-Keizer (A-) ... Went 1-0 and did not allow a run in four appearances with AZL Giants ... Promoted to Salem-Keizer on 7/5 ... Compiled a 1-1 record with a 2.78 ERA in 18 appearances with the Volcanoes ... Recorded seven (7) saves in eight opportunities with the Volcanoes ... Limited Northwest League hitters to a .202 average (17-84) ... Struck out 28 batters and walked five (5) in 22.2 IP ... Tied for 5th in NWL in saves (7).

### PERSONAL & MISCELLANEOUS

Graduated from Leesville Road (NC) High School ... Named to All-Cap 7 conference team twice ... Named Cap 7 Conference Player-of-the-Year as a senior ... Attended UNC-Wilmington ... Recorded six (6) saves as a freshman and was named Louisville Slugger Freshman All-American (2008) ... Also named Ping Baseball Freshman All-American and was the CAA All-Freshman team ... Named a Cape Cod League All-Star while pitching for the Bourne Braves in 2009 ... Selected by the Giants in the 12th round of the 2010 June draft.

### HARROLD'S CAREER PITCHING STATISTICS

Year	Team	League	ORG	W	L	PCT	ERA	G	GS	CG	SHO	SV	SVO	IP	H	R	ER	HR	HB	BB	SO	WP	AVG
2010	AZL Giants	AZL	SF	1	0	1.000	0.00	4	0	0	0	0	0	7.1	5	0	0	0	0	2	6	1	.200
2010	Salem-Keizer	NOR	SF	1	1	.500	2.78	18	0	0	0	7	8	22.2	17	8	7	2	0	5	28	0	.202
2011	Augusta	SAL	SF	4	3	.571	1.54	38	0	0	0	16	18	41.0	29	9	7	4	1	17	39	2	.200
2011	San Jose	CAL	SF	1	0	1.000	5.48	19	0	0	0	0	1	23.0	24	14	14	3	0	13	24	2	.261
2012	San Jose	CAL	SF	3	6	.333	5.19	47	0	0	0	3	6	76.1	81	49	44	5	3	30	62	9	.272
Minor League Totals				10	10	.500	3.80	126	0	0	0	26	33	170.1	156	80	72	14	4	67	159	14	.242

Organization

2013 Flying Squirrels

2012: In Review

History & Records

Eastern League

SF Giants

General Info



# 2013 FLYING SQUIRRELS

Organization

2013 Flying Squirrels

2012: In Review

History & Records

Eastern League

SF Giants

General Info



## Carter Jurica

INF

Height/Weight: 5-11/178  
 Bats/Throws: Right/Right  
 Born: September 23rd, 1988 in Houston, TX  
 Resides: Katy, TX  
 Acquired: Selected by the Giants in the 3rd Round  
 2010 MLB June Draft



### THE JURICA FILE

Flying Squirrels Debut: N/A

Last Team: San Jose Giants

### CAREER HIGHS:

Runs:.. 4 (x6).....last, 8/24/12 @ RC  
 Hits:.. 4 (x3).....last, 4/10/12 @ HD  
 HR: ..... 1 .....Many  
 RBI:..... 4 (x5).....last, 7/4/12 vs. MOD  
 SB:..... 2 (x3).....last, 8/10/11 vs. IND

Jurica was somewhat of a surprise pick for the Giants when he was chosen out of Kansas State University in the 3rd round of the 2010 draft. A surprise due to the fact that San Francisco already had two high-profile shortstops amongst their top-prospects in Ehire Adrianza and Brandon Crawford, and had taken another - Joe Panik - with their first round pick that year. Solid if not overwhelming in his first two seasons, Jurica turned in a fine offensive year at San Jose (A+) in 2012. He batted .300 (121-403) while playing primarily at second base. The problem the Giants have in advancing Jurica to Richmond to open the 2013 season is the presence of the three aforementioned players. With Crawford having established himself as San Francisco's shortstop, the Giants have no reason to rush Adrianza. Which means he will most likely repeat Double-A and serve as the Squirrels' shortstop. Panik will then more than likely move to second base. Even if that doesn't play out, Ryan Cavan is still in the picture as well. Jurica will probably get everyday at-bats to open the year with San Jose and hope an opportunity presents itself in the River City at some point during the year.

### 2012

Limited to 108 games with San Jose (A+) due to leg injury ... Named an Organizational All-Star by MILB.com following the season ... Recorded 36 multi-hit games, including four-hit performance on 4/10 ... Primarily played second base (96 games) with additional time at SS, DH and 3B ... Committed 16 errors overall with a .965 fielding percentage.

### 2011

Split his first full pro season between AZL Giants (R) and Advanced-A San Jose ... Batted .250 with four (4) homers and 23 RBIs in 55 games with San Jose ... Tallied four (4) hits vs. VIS on 6/3 ... Had seven-game hit streak (4/27-5/4) ... Placed on Disabled List on 6/12 ... Appeared in 14 games with AZL Giants in August in which he batted .224 with a HR and nine (9) RBIs ... Activated from DL with San Jose on 8/19 and played in 10 games during final two weeks of season ... Went hitless (0-3) in two playoff games with San Jose.

### 2010

Began his pro career with Salem-Keizer (A-) ... Batted .216 (51-236) with 4 HRs and 31 RBIs in 62 games with the Volcanoes ... Had first career 4-hit game vs. EVE on 7/21 ... Batted just .184 with 1 HR and seven (7) RBIs in road games compared to .246 average with 3 HRs and 24 RBIs in home contests.

### PERSONAL & MISCELLANEOUS

Graduated from Katy (TX) High School ... Was a three-time All-District honoree and earned Texas 5A-District 18 Player-of-the-Year honors in 2007 ... Named to the All-Greater Houston team in 2006 and 2007 ... Named Louisville Slugger High School All-American in 2007 ... Attended Kansas State University ... Earned first-team All-Big 12 honors as a junior in 2010 ... Named to the All-Regional team in the 2010 NCAA Fayetteville (Ark.) regional ... Two-time Academic All-Big 12 selection ... Selected by the Giants in the third round of the 2010 June draft ... He is the son of George and Doris Jurica ... Has three brothers, Eric, Garrett and Clayton.

### JURICA'S CAREER BATTING STATISTICS

Year	Team	League	ORG	AVG	G	AB	R	H	2B	3B	HR	RBI	BB	IBB	SO	SB	CS	OBP	SLG	OPS
2010	Salem-Keizer	NOR	SF	.216	62	236	23	51	7	3	4	31	18	0	47	10	3	.282	.322	.604
2011	AZL Giants	AZL	SF	.224	14	49	6	11	2	0	1	9	4	0	8	4	1	.316	.327	.643
2011	San Jose	CAL	SF	.250	55	180	36	45	12	0	4	23	25	0	44	5	2	.355	.383	.738
2012	San Jose	CAL	SF	.300	108	403	68	121	19	3	6	56	43	0	74	6	4	.365	.407	.772
Minor League Totals				.263	239	868	133	228	40	6	15	119	90	0	173	25	10	.338	.374	.713



# 2013 FLYING SQUIRRELS



## Derek Law

RHP

Height/Weight: 6-3/218  
 Bats/Throws: Right/Right  
 Born: September 14th, 1990 in Pittsburgh, PA  
 Resides: Pittsburgh, PA  
 Acquired: Selected by Giants in 9th Round  
 2011 MLB June Draft



### THE LAW FILE

Flying Squirrels Debut: N/A

Last Team: Augusta GreenJackets

### CAREER HIGHS:

IP (S): ..... Has Never Started  
 IP (R): 3.2 ..... 6/10/12 @ ROM  
 H: ..... 5 ..... 8/9/11 @ ROY  
 BB: ..... 3 (x2) ..... last, 5/10/12 vs. GVL  
 SO: ..... 7 ..... 6/10/12 @ ROM

The Giants liked what they saw from Law in his professional debut, and they pushed the 2011 9th-rounder in 2012. The 22-year old spent the entire season in the South Atlantic League with Augusta (A), making 36 relief appearances for the GreenJackets. The results were dominating, especially at home where he allowed just a lone run all season. The Giants are fairly set in terms of arms in the bay area and also at the top levels of the system, including Richmond. That makes Law an extreme long-shot to make the Squirrels' opening day roster and potentially gives him long odds of making his Double-A debut during the 2013 season. However, the Giants have never been bashful about moving young pictures who have had success early in their careers. Expect the native of Pittsburgh, PA, to be no exception if he replicates his success at the beginning of the year in the more hitter-friendly California League.

### 2012

Spent entire season in Augusta (A) bullpen ... Struck out a career-high seven (7) batters on 6/10 vs. Rome ... Saved two games in six chances ... Held opponents to a .216 average ... Struck out 67 in 55.2 IP (10.9 SO/9) ... Allowed just one run at home all season long (27.1 IP) versus 19 runs on the road (28.1 IP).

### 2011

Opened professional career on 7/13 for the AZL giants ... Appeared in 15 games out of the bullpen and converted all four save opportunities ... Tossed 12 scoreless outings.

### PERSONAL & MISCELLANEOUS

Drafted in the 9th round of 2011 out of Miami Dade Junior College ... Graduated Seton LaSalle Catholic High School (Pittsburgh) ... Selected in same draft as Miami Dade teammate Brian Goodwin (Washington, 1st RD Sup.) ... Was drafted by the Rangers in the 28th round of 2009 but did not sign ... His father Joe Law pitched in the minor leagues for a decade, including parts of four seasons at Triple-A. He was 64-49 overall ... Joe Law was on the major league roster of the Oakland Athletics for four days once but never appeared in the show.

### LAW'S CAREER PITCHING STATISTICS

Year	Team	League	ORG	W	L	PCT	ERA	G	GS	CG	SHO	SV	SVO	IP	H	R	ER	HR	HB	BB	SO	WP	AVG
2011	AZL Giants	AZL	SF	0	0	.000	2.50	15	0	0	0	4	4	18.0	16	6	5	0	0	2	19	2	.232
2012	Augusta	SAL	SF	5	2	.714	2.91	32	0	0	0	2	6	55.2	45	20	18	6	2	23	67	8	.216
Minor League Totals				5	2	.714	2.81	47	0	0	0	6	10	73.2	61	26	23	6	2	25	86	10	.220

Organization

2013 Flying Squirrels

2012: In Review

History & Records

Eastern League

SF Giants

General Info



# 2013 FLYING SQUIRRELS

Organization

2013 Flying Squirrels

2012: In Review

History & Records

Eastern League

SF Giants

General Info



## Nick Liles

OF

Height/Weight: 6-0/165  
 Bats/Throws: Right/Right  
 Born: July 23rd, 1987 in Laurinburg, NC  
 Resides: Moore County, NC  
 Acquired: Selected by the Giants in the 7th Round  
 2009 MLB June Draft



### THE LILES FILE

**Flying Squirrels Debut:**  
4/29/12 vs. New Britain

**Last Team:**  
Richmond Flying Squirrels

### CAREER HIGHS:

Runs: ... 3 (x6) .....last, 4/15/11 vs.VIS  
 Hits: ..... 5 .....last, 4/15/11 vs.VIS  
 HR: ..... 1 (x2) .....last, 7/28/11 vs. LAN  
 RBI: ..... 4 .....last, 7/17/11 vs. IE  
 SB: ..... 3 (x2) .....last, 9/2/10 @ LWD

The Giants originally drafted the speedster out of high school, but he elected to play collegiately at Western Carolina. Three years later, the Giants were able to grab him as a non-drafted free agent. He has been a hits-machine since and followed up a sensational full-season debut in 2010 with another solid showing in 2011. Making the jump to San Jose (A+), his torrid start helped key the Giants' 51-win first half. When he got the opportunity, he played a similar "ignitor" role with the Squirrels in 2012. He doesn't hit for the power that would normally profile to a corner-outfield position, but he makes consistent contact and has a knack for getting on base. His teammates in Richmond referred to some of the more bizarre hits he got as "Liles' specials." He should be providing them for Dave Machemer once again in 2013 as it is expected that the 25-year old will fill a utility-outfield position in Richmond for a second consecutive season.

### 2012

Missed most of April with hamstring injury ... Season debut as a DH 4/29 vs. New Britain ... Primarily a left fielder, he also appeared as RF, CF, DH and 1B ... Despite playing only 90 games as second on the team in sacrifice hits ... Went 4-5 with an RBI on 7/3 vs. Akron ... Delivered walk-off RBI single in Richmond's 3-2 win over NHM in 13 innings on 6/14.

### 2011

Spent almost the entire season with San Jose (A+), but made a brief appearance with Fresno (AAA) to finish the season ... Batted .281 (81-288) with 2 HRs and 37 RBIs in 78 games with San Jose ... In April he batted .381 (24-63) nine (9) RBIs in 15 games ... In May he batted .263 (15-57) with a HR and nine (9) RBIs in 17 games ... Went 3-4 with a double, a HR and 2 RBIs @ Visalia on 5/3 ... He batted .417 (5-12) with an RBI in three (3) games with the Fresno Grizzlies at the end of the season.

### 2010

Spent first full-season with low-A Augusta in the South Atlantic League ... Led the SAL with 162 hits, and finished 2nd in the loop with a .316 batting average ... Finished 3rd in the SAL in runs scored (86) ... Was Augusta's Player of the Month for June when he batted .375 (39-104) ... Batted .334 (130-389) vs. right-handed pitching ... .316 average led the Greenjackets and was 5th in the Giants' organization ... 130 of his 162 total hits were singles.

### 2009

Signed as a non-drafted free agent on June 19, 2009 ... Began professional career with AZL Giants in the Arizona Rookie League ... Hit .300 (42-140) in 34 games.

### AMATEUR

Played collegiately at Western Carolina University ... For his career, Liles ranked tied for 8th in school history with 51 stolen bases, 9th in career hits with 264, and tied for 9th all-time with 52 career 2Bs ... Began his career as a third baseman, moving to second base during his sophomore season and eventually to the outfield during his junior year ... Second Team All-Southern Conference after sophomore season ... WCU single-season, school-record 269 at bats during sophomore season ... Drafted 2006 MLB Draft, 29th Round (pick 866) by the Giants (Did Not Sign) ... Led Scotland HS to the 2006 4A State Championship ... Had three hits in the championship game as the Scots defeated South Caldwell 10-5 and posted a 29-4 record for the season ... An IMPACT BASEBALL.com North Carolina Player of the Year candidate, batted .477 with 15 doubles, two home runs and 40 RBI ... Prior to his senior season, he was rated 18th by IMPACT BASEBALL.com on the North Carolina top 50 prospects ... As a junior, batted .357 with 19 RBI, 26 runs and six stolen bases ... A participant in the North Carolina State Games, Liles went 7-for-12 at the plate with a home run, double and triple. As a sophomore, he batted .359 with 37 runs scored and a .516 on-base percentage ... Led Scotland County to the 2004 and '05 M-SEC Conference Championship.

### PERSONAL & MISCELLANEOUS

Full name is Steven Nicholas Liles but goes by Nick ... Son of Steve and Becky Liles

### LILES' CAREER BATTING STATISTICS

Year	Team	League	ORG	AVG	G	AB	R	H	2B	3B	HR	RBI	BB	IBB	SO	SB	CS	OBP	SLG	OPS
2009	AZL Giants	AZL	SF	.300	34	140	20	42	8	1	0	19	4	0	15	14	1	.329	.371	.700
2010	Augusta	SAL	SF	.316	127	512	86	162	28	4	0	62	36	0	61	29	11	.361	.387	.748
2011	San Jose	CAL	SF	.281	78	288	30	81	16	2	2	37	17	0	38	6	0	.317	.372	.689
2011	Fresno	PCL	SF	.417	3	12	0	5	1	0	0	1	1	0	3	1	0	.462	.500	.962
2012	Richmond	EAS	SF	.259	90	259	28	67	5	2	0	20	23	0	42	6	4	.324	.293	.617
	Minor League Totals			.295	332	1211	164	357	58	9	2	139	81	0	159	56	16	.340	.363	.702



# 2013 FLYING SQUIRRELS



## Ryan Lollis

OF

Height/Weight: 6-2/185  
 Bats/Throws: Left/Left  
 Born: December 16th, 1986 in Houston, TX  
 Resides: Houston, TX  
 Acquired: Selected by the Giants in the 37th Round  
 2009 MLB June Draft



### THE LOLLIS FILE

Flying Squirrels Debut:  
 9/2/2011 @ Altoona

Last Team:  
 Fresno Grizzlies

### CAREER HIGHS:

Runs:.....5.....7/9/11 @ ASH  
 Hits:.....4 (x5).....last, 6/12/12 @ IE  
 HR:.....1.....Many  
 RBI:.....5.....7/9/11 vs. ASH  
 SB:.....1.....Many

Will 2013 be the season the baseball world finally takes notice of Ryan Lollis? The 26-year old will be entering his fifth professional season, having hit in every year prior. Lollis got left behind in San Jose (A+) to open the 2012 season, as highly-touted prospects filled up both the Richmond (AA) and Fresno (AAA) outfielders. Lollis starred as a stop-gap fill-in for Richmond at the end of the 2011 regular season and in the playoffs, and it seemed only a matter of time until he was afforded the chance to return. As fate would have it, that opportunity presented itself in Fresno instead, as the Grizzlies dealt with the injury bug in the middle of the season. The Texan was once again the replacement, and again answered the call, batting .309 (54-175) in the Pacific Coast League. Despite that performance, he is more than likely slated for center field at The Diamond to open this season as those same prospects will take up the spots in Fresno. As always, the plan will be to prove himself again with the bat leading the way.

### 2012

Split time between San Jose (A+) (75 games) and Fresno (AAA) (50 games) ... Batted .296 (94-318) with San Jose before promotion to the Triple-A on 7/10 ... Filled in as primary center fielder with Fresno and hit .309 (54-175) with 21 RBI ... Lollis has appeared for all the Giants affiliates except for the AZL club ... Hit a combined .316 (114-360) vs. RHP and .248 against LHP (34-133).

### 2011

Played for three different teams in the Giants' farm system ... Began the season with Advanced-A San Jose and batted .255 (13-51) with five (5) RBIs in 14 games with the Giants ... Went 4-6 with two (2) RBIs and three (3) runs scored vs. VIS on 4/15 ... Sent down to Low-A Augusta on 5/31 ... Batted .314 (93-286) with 2 HRs and 37 RBIs in 80 games with the Greenjackets ... Amassed a .343 average (47-137) with 14 RBIs in 38 home games ... Batted .289 (46-159) with 2 HRs and 23 RBIs in 42 road games ... Went 3-5 with a HR, a double and five (5) RBIs @ ASH on 7/9 ... Promoted to Richmond on 9/2 ... Batted .222 (2-9) in three (3) games with the Flying Squirrels ... Amassed a .273 average (3-11) with a double and one RBI in five (5) playoff games with Richmond.

### 2010

Spent the entire season with Low-A Augusta ... Batted .288 (112-389) with 3 HRs and 36 RBIs in 114 games with the Greenjackets ... Batted .301 with 2 HRs and 21 RBIs in 58 home games ... Compiled a .276 average with a HR and 15 RBIs in 56 road games ... Went 4-6 with two RBIs vs. WV on 8/26.

### 2009

Began his professional career with Short-Season A Salem-Keizer ... Batted .312 (62-199) with 2 HRs and 25 RBIs in 52 games with the Volcanoes ... Went 3-5 with a HR a triple, three RBIs and three runs scored vs. BOI on 6/26 ... Went 3-6 with two doubles and two RBIs @ YAK on 7/12 ... Went 3-4 with a HR @ SPO on 8/12 ... Finished 9th in the Northwest League in batting (.312).

### PERSONAL & MISCELLANEOUS

Graduate of Houston Christian (TX) High School ... Named first-team All-State as a senior in 2005 ... Led Houston Christian to state championship in his final prep season ... Attended the University of Missouri ... Named to NCAA All-Regional team in 2007 and 2008 ... Named Honorable Mention All-Big 12 in 2008 ... Originally drafted by the Pittsburgh Pirates in the 20th round of the 2005 June draft but did not sign ... Also selected by the Detroit Tigers in the 20th round of the 2008 June draft, but did not sign ... Selected by the Giants in the 37th round of the 2009 June draft.

### LOLLIS' CAREER BATTING STATISTICS

Year	Team	League	ORG	AVG	G	AB	R	H	2B	3B	HR	RBI	BB	IBB	SO	SB	CS	OBP	SLG	OPS
2009	Salem-Keizer	NOR	SF	.312	52	199	31	62	9	3	2	25	20	0	24	1	5	.373	.417	.790
2010	Augusta	SAL	SF	.288	114	389	52	112	9	9	3	36	32	1	55	8	2	.345	.380	.725
2011	San Jose	CAL	SF	.255	14	51	12	13	2	0	0	5	4	0	9	0	0	.333	.294	.627
2011	Augusta	SAL	SF	.314	80	296	45	93	22	2	2	37	39	0	47	10	5	.393	.422	.815
2011	Richmond	EAS	SF	.222	3	9	1	2	0	0	0	1	0	0	1	0	0	.222	.222	.444
2012	San Jose	CAL	SF	.296	75	318	49	94	18	3	5	39	27	0	53	5	6	.347	.418	.765
2012	Fresno	PCL	SF	.309	50	175	27	54	9	2	3	21	25	1	26	2	3	.393	.434	.827
	Minor League Totals			.299	388	1437	217	430	69	19	15	164	147	2	215	26	21	.364	.405	.769

Organization

2013 Flying Squirrels

2012: In Review

History & Records

Eastern League

SF Giants

General Info

## 2013 MEDIA & INFORMATION GUIDE



43

# 2013 FLYING SQUIRRELS

Organization

2013 Flying Squirrels

2012: In Review

History & Records

Eastern League

SF Giants

General Info



## Daryl Maday

RHP

Height/Weight: 6-2/225  
 Bats/Throws: Right/Right  
 Born: August 12th, 1985 in Bristol, WI  
 Resides: Bristol, WI  
 Acquired: Selected by the Giants in the 30th Round  
 2006 MLB June Draft



### THE MADAY FILE

**Flying Squirrels Debut:**  
 4/10/10 @ Bowie

**Last Team:**  
 Richmond Flying Squirrels

### CAREER HIGHS:

IP (S):.....8.....4/20/10 vs. NBR  
 IP (R):.....7.....8/6/09 vs. AKR  
 H:.....11.....6/24/10 vs. AKR  
 BB:.....5.....7/22/11 vs. HAR  
 SO:.....9 (x2).....9/11/08 vs. LAN

Maday is one of only two players that have been a part of each of the first three Flying Squirrels teams. He has also appeared at the Double-A level for the Giants in every season since 2008. Although he received brief opportunities with Triple-A Fresno in both 2010 and 2011, he has somewhat hit a wall at the Double-A level. Which is why the Giants decided to turn the 27-year old into a full-time reliever in 2012. The results were precisely what the organization was seeking, increased velocity and a renewed optimism. Maday's velocity settled in the mid-90s and he posted the highest SO/9 IP rate (7.8) of his career. He also served admirably as the team's closer. Richmond has become an adopted home to the Bristol, WI, native, but the fans that have come to love him are hoping this is the year they don't see him. Maday will compete against a seasoned field of arms at the top of the Giants' system for a job in Fresno to open the season. If he doesn't land one, he'll continue to try to bust the ceiling in Richmond.

### 2012

Spent the entire 2012 season in Richmond ... Has been a member of all three Squirrels teams and has pitched for the Giants Double-A franchise every year since 2008 ... Pitched primarily out of the bullpen for the first time in his career ... Appeared in 43 games (three starts) and posted a 3.11 ERA ... Was 13-of -5 in save opportunities, second on team to Brett Boych's 14 saves ... His 7.8 SO/9 ratio was his highest since the 2008 season (8.1) and SO/BB ratio a career best 4.56 ... Appeared as a special guest at the Squirrels Hot Stove Dinner on 1/31/13.

### 2011

Split the season between Richmond and Triple-A Fresno ... Was the Flying Squirrels' opening day starter ... Went 4-10 with a 4.47 ERA in 25 appearances, including 19 starts, for the Flying Squirrels ... Tossed 6.2 scoreless innings vs. POR on 8/5 ... Started the first playoff game in franchise history and earned the win as the Flying Squirrels defeated Harrisburg 6-0 in ELVDCS Game 1 on 9/9 ... Went 1-1 with a 3.00 ERA in two (2) postseason starts ... Went 0-2 with a 7.07 ERA in three starts with Fresno.

### 2010

Started and won the inaugural game at The Diamond, twirling 5.2 shutout innings against the Reading Phillies on 4/15 ... Home opening victory was the first in a string of seven-consecutive winning decisions over his first nine (9) starts ... Allowed one (1) or fewer runs in seven (7) of his first (9) starts ... Was 8-5 with a 2.35 ERA before the All-Star break ... Named to the Eastern League's Western Division All-Star Team, but did not pitch after being promoted to Fresno ... Was named EL Pitcher of the Week 4/26-5/3 ... Promoted to Fresno on 7/3, marking his first advancement to the Triple-A level ... Struggled with the Grizzlies, posting a 1-4 record and 9.21 ERA ... Allowed 10 HR in seven (7) appearances ... Returned to Richmond on 8/4 ... Made his first appearance back with the Flying Squirrels on 8/6 @ Portland ... Made seven (7) relief appearances and two (2) starts to close the season ... Had a 1-3 record and 9.68 ERA in his final nine (9) appearances for the Squirrels.

### 2009

Led the Defenders with 25 starts and innings pitched (135.2) ... Made two (2) postseason starts and compiled an ERA of 6.75 ... Yielded an average against of .284 and compiled then career-highs in hits allowed (149), runs allowed (67) and earned runs allowed (64).

### 2008

Dominated with Augusta (A) to open the season, making 21 appearances (13 starts) and posting an ERA of 1.55 ... Sally League hitters managed just a .197 average against him ... Named a midseason SAL All-Star ... Promoted straight to Double-A where he struggled in four starts (8.35) ... Finished season with San Jose, where he had success (2.05) in four starts.

### PERSONAL & MISCELLANEOUS

Originally drafted by the Milwaukee Brewers in the 43rd round of the 2003 draft, but did not sign ... Graduated from Wvetosha (WI) HS.

### MADAY'S CAREER PITCHING STATISTICS

Year	Team	League	ORG	W	L	PCT	ERA	G	GS	CG	SHO	SV	SVO	IP	H	R	ER	HR	HB	BB	SO	WP	AVG
2007	Salem-Keizer	NOR	SF	5	2	.714	2.32	14	3	0	0	1	1	42.2	41	12	11	4	2	10	28	2	.258
2008	Augusta	SAL	SF	9	4	.692	1.55	21	13	0	0	0	0	104.2	74	20	18	3	3	23	92	4	.197
2008	Connecticut	EAS	SF	1	1	.500	8.35	4	3	0	0	0	0	18.1	31	17	17	2	0	8	11	1	.383
2008	San Jose	CAL	SF	3	0	1.000	2.05	4	4	0	0	0	0	22.0	20	6	5	1	3	5	27	3	.235
2009	Connecticut	EAS	SF	6	6	.500	4.25	25	25	1	0	0	0	135.2	149	67	64	10	7	44	67	9	.284
2010	Fresno	PCL	SF	1	4	.200	9.21	7	5	0	0	0	0	28.1	37	29	29	10	2	13	14	0	.314
2010	Richmond	EAS	SF	9	8	.529	3.47	25	18	0	0	1	1	114.0	121	48	44	7	4	33	70	2	.281
2011	Fresno	PCL	SF	0	2	.000	7.07	3	3	0	0	0	0	14.0	25	15	11	3	1	7	7	0	.379
2011	Richmond	EAS	SF	4	10	.286	4.47	25	19	0	0	1	1	116.2	124	61	58	14	5	39	92	12	.276
2012	Richmond	EAS	SF	3	6	.333	3.11	43	3	0	0	13	15	84.0	81	36	29	7	2	16	73	4	.253
Minor League Totals				41	43	.488	3.78	171	96	1	0	16	18	680.1	703	311	286	61	29	198	481	37	.270



# 2013 FLYING SQUIRRELS



## Kelvin Marte

LHP

Height/Weight: 5-9/175  
 Bats/Throws: Left/Left  
 Born: November 24th, 1987 in Santo Domingo, DR  
 Resides: Santo Domingo, DR  
 Acquired: Signed by Giants as a NFAA April 11th, 2007



### THE MARTE FILE

Flying Squirrels Debut: N/A

Last Team: San Jose Giants

### CAREER HIGHS:

IP (S): .....8 .....5/20/11 @ MOD  
 IP (R): .....4.2 .....7/28/07 @ DSL (TOR)  
 H: .....12 .....6/25/11 vs. STK  
 BB: .....5 .....9/4/10 vs. VIS  
 SO: .....7 .....7/31/07 vs. DSL (KC)

The Giants signed Marte as a 19-year old out of his native Dominican Republic in 2007 and then watched as he made a dazzling pro debut in the Dominican Summer League. Marte showcased pure stuff, which prompted San Francisco to bring him to the States to make his domestic debut the next year (2008). Sporadic injuries plagued him during his first three seasons in the U.S., and he failed to log more than 42.1 innings in a season between 2008 and 2010. He was finally able to stay healthy in 2011, and racked up 12 wins for San Jose (A+) while finishing 5th in the California League in ERA (3.57). Due to that performance, he was expected to be a member of the 2012 Flying Squirrels' starting rotation. However, he broke the hamate bone in his left hand during spring training, missed the first three months of the season, and never made it to Richmond. Due to the injury, Mike Kickham skipped a level and claimed a spot on the Eastern League's Post-Season All-Star team. Healthy again in 2013, Marte is once again expected to make the jump to Double-A and claim the rotation spot that should have been his a year ago.

### 2012

Line drive in Spring Training broke hamate bone in left hand and missed most of the first three months ... Appeared in seven (7) games with AZL Giants starting 6/22 before heading to San Jose (A+) on 7/18 ... Made first three High-A appearances out of the bullpen before being bumped into starting rotation following trade of Seth Rosin to Philadelphia in Hunter Pence deal ... In seven (7) starts at the end of the season Marte flashed his All-Star past with a span of 16 consecutive scoreless innings ... Started game two for San Jose in California League playoffs (3IP,7H, 5R).

### 2011

Spent the entire season with Advanced-A San Jose ... Compiled a 12-6 mark with a 3.47 ERA in 25 starts with San Jose ... Finished t-2nd in the California League in wins (12) and ranked fifth in ERA (3.47) ... Named Cal League Pitcher-of-the-Week for the week of June 6-13 ... Was selected to Cal League's Mid-Season All-Star team ... Went 0-1 with a 9.00 ERA in one postseason start.

### 2010

Pitched for three Giants farm clubs, AZL Giants (R), Low-A Augusta and Advanced-A San Jose ... Went 0-0 with a 3.52 ERA in six appearances with AZL Giants ... Posted a 1-0 mark with a 2.73 ERA in seven appearances, including four starts with Augusta ... Made one start with San Jose at the end of the season and allowed six earned runs in 3.2 IP.

### 2009

Went 1-1 with a 3.00 ERA in five starts with Low-A Augusta ... Tossed four scoreless innings vs. Bowling Green on 5/6 before landing on the DL for the remainder of the season.

### PERSONAL & MISCELLANEOUS

Signed by the Giants as a non-drafted free agent on April 11th, 2007 ... Spent one year in the Dominican Summer League before making his domestic debut in 2008 with Salem-Keizer ... Dominated the DSL striking out 91 batters in 61 innings in 2007 ... Began his career as a reliever, but was converted to a starting role in 2008 ... For the first year or so of his career most publications and reference sites thought he was a right-handed pitcher, but he does indeed pitch left-handed.

### MARTE'S CAREER PITCHING STATISTICS

Year	Team	League	ORG	W	L	PCT	ERA	G	GS	CG	SHO	SV	SVO	IP	H	R	ER	HR	HB	BB	SO	WP	AVG
2007	DSL Giants	DSL	SF	5	1	.833	1.62	28	0	0	0	3	5	61.0	36	12	11	3	0	14	91	7	.167
2008	Salem-Keizer	NOR	SF	0	0	.000	6.14	8	0	0	0	0	0	7.1	8	5	5	0	1	4	10	1	.308
2008	AZL Giants	AZL	SF	2	1	.667	1.78	8	7	0	0	0	0	35.1	26	12	7	0	1	10	31	2	.211
2009	Augusta	SAL	SF	1	1	.500	3.00	5	5	0	0	0	0	21.0	24	10	7	0	0	8	11	1	.279
2010	AZL Giants	AZL	SF	0	0	.000	3.52	6	0	0	0	0	0	7.2	10	5	3	0	0	2	9	0	.333
2010	Augusta	SAL	SF	1	0	1.000	2.73	7	4	0	0	0	0	26.1	24	8	8	1	0	7	16	3	.258
2010	San Jose	CAL	SF	0	0	.000	14.73	1	1	0	0	0	0	3.2	6	6	6	0	1	5	3	1	.462
2011	San Jose	CAL	SF	12	6	.667	3.47	25	25	0	0	0	0	147.2	158	67	57	11	6	47	84	8	.280
2012	AZL Giants	AZL	SF	0	2	.000	7.50	7	3	0	0	0	1	12.0	21	17	10	1	1	3	10	2	.389
2012	San Jose	CAL	SF	2	1	.667	3.47	10	7	0	0	0	0	36.1	36	15	14	2	3	8	27	0	.259
	Minor League Totals			23	12	.657	3.22	105	52	0	0	3	6	358.1	349	157	128	18	13	108	292	25	.260

Organization

2013 Flying Squirrels

2012: In Review

History & Records

Eastern League

SF Giants

General Info



# 2013 FLYING SQUIRRELS

Organization

2013 Flying Squirrels

2012: In Review

History & Records

Eastern League

SF Giants

General Info



## Daniel Mayora

INF

Height/Weight: 5-11/175  
 Bats/Throws: Right/Right  
 Born: July 27th, 1985 in La Guaira, VZ  
 Resides: La, Guaira VZ  
 Acquired: Signed by Giants as MLFA  
 January 13th, 2012



### THE MAYORA FILE

**Flying Squirrels Debut:**  
4/5/12 @ New Britain

**Last Team:**  
Richmond Flying Squirrels

### CAREER HIGHS:

Runs:.....5.....7/17/12 vs. PAW  
 Hits:.....4.....Many  
 HR:.....2 (x4).....last, 7/5/08 vs. VIS  
 RBI:.....4 (x4).....last, 4/17/11 @ TNS  
 SB:.....4.....4/18/07 vs. ROM

Mayora joined his third organization when he signed with the Giants prior to the 2012 season. He proved to be everything San Francisco thought he would be as he spent the entire year with the Flying Squirrels. Mayora is a professional hitter, with a proven track-record of success at the Double-A level. When he was named an Eastern League All-Star with Richmond, he completed the troika of Double-A All-Star nods (Eastern, Southern, Texas). Originally a product of, and a prospect in, the Colorado organization, Mayora's ascension towards the big leagues leveled off due to the lack of a position. He spent the majority of last season at third base for the Squirrels and easily led the league in errors. However, he has tremendous value protecting younger hitters in the lineup and is also an outstanding clubhouse presence. He will once again serve that role in either Richmond or Fresno to open the 2013 season, and probably will see time with both clubs at some point during the year.

### 2012

Spent entire first season with Giants organization in Richmond ... Led all Squirrels with 137 games played (career-high) ... Named to the Eastern League Mid-Season All-Star team ... Had three separate nine-game hitting streaks ... Matched his career-high in hits on 7/14 with 4-for-4 night at Harrisburg ... Second on the team in hit-by-pitch with 11 ... Played majority of season at 3B (127 games) and filled in at 1B (one game) 2B (four games) and DH (one game).

### 2011

Lone season in the Rays organization ... Signed by Tampa on 1/12/11 ... Split time between Double-A Montgomery (73 games) and Triple-A Durham (51 games) ... Named a Mid-Season All-Star ... Was batting .309 with Montgomery before promotion on 6/27.

### 2010

Final season with the Rockies organization (2003-2010) ... Returned to Double-A Tulsa for second full year ... Named to the Mid-Season All-Star Team ... Season ended 7/05 due to a broken hand on a hit by pitch.

### PERSONAL & MISCELLANEOUS

The versatile infielder enters second season in the Giants organization ... A five-time MILB Mid-Season All-Star ... Has been named as a Double-A Mid-Season All-Star in each Double-A league (2009 & 2010 Texas League, 2011 Southern League and 2012 Eastern League) ... Signed as international free agent by Rockies, 6/18/03 ... Was named Rockies #20 prospect following the 2007 season ... Granted free agency, 1/1/06 ... Signed by Rays, 1/12/11 ... Granted free agency 1/12/11 ... Signed by Giants on 1/13/12.

### MAYORA'S CAREER BATTING STATISTICS

Year	Team	League	ORG	AVG	G	AB	R	H	2B	3B	HR	RBI	BB	IBB	SO	SB	CS	OBP	SLG	OPS
2003	DSL Rockies	DSL	COL	.192	23	78	7	15	2	1	0	4	7	0	19	1	1	.297	.244	.541
2004	DSL Rockies	DSL	COL	.261	69	261	35	68	14	6	1	35	21	0	51	24	8	.332	.372	.704
2005	Casper	PIO	COL	.265	47	151	20	40	12	1	1	14	9	0	36	4	3	.325	.377	.702
2006	Tri-City	NOR	COL	.304	74	276	40	84	19	2	5	30	23	2	70	8	4	.375	.442	.817
2007	Asheville	SAL	COL	.312	127	516	88	161	42	1	14	78	41	3	124	26	9	.367	.479	.846
2008	Modesto	CAL	COL	.288	127	486	65	140	34	5	7	55	44	3	100	8	8	.360	.422	.782
2009	Tulsa	TEX	COL	.286	122	441	60	126	23	1	7	49	40	1	80	20	8	.347	.390	.737
2010	Tulsa	TEX	COL	.286	66	234	27	67	21	3	3	30	21	2	35	4	6	.352	.440	.792
2011	Montgomery	SOU	TB	.305	73	272	51	83	19	4	7	42	31	3	54	5	3	.388	.482	.870
2011	Durham	INT	TB	.262	51	187	26	49	9	1	2	11	12	0	30	3	0	.317	.353	.670
2012	Richmond	EAS	SF	.281	137	495	48	139	25	1	4	57	43	3	78	14	9	.345	.360	.705
	Minor League Totals			.286	916	3397	467	972	220	26	51	405	292	17	677	117	59	.353	.411	.764

# 2013 FLYING SQUIRRELS



## Phil McCormick

LHP

Height/Weight: 6-1/184  
 Bats/Throws: Left/Left  
 Born: September 7th, 1988 in Wildwood, MO  
 Resides: Wildwood, MO  
 Acquired: Selected by Giants in 31st Round 2011 MLB June Draft



### THE MCCORMICK FILE

Flying Squirrels Debut: N/A

Last Team: San Jose Giants

### CAREER HIGHS:

IP (S): ..... Has Never Started  
 IP (R): 3 (x2) ..... last, 7/8/11 vs. TC  
 H: ..... 5 ..... 5/22/12 @ STK  
 BB: ..... 1 ..... Many  
 SO: ..... 4 ..... 7/19/12 @ LAN

A 31st-round draft selection of the Giants in 2011, McCormick got off to a phenomenal start to his professional career. At his first post - Salem-Keizer (A-) - the lefty made 23 appearances and posted a razor-thin ERA of 1.19. The Giants were impressed enough that they jumped the 25-year old a level and stationed him in San Jose (A+) to open the 2012 season. He responded by turning in a league-high 61 appearances out of Andy Skeels' bullpen. He held left-handed batters to an average of .177 and appeared for less than an inning in more than half of his outings. A typical resume for a left-handed specialist, which is the role that McCormick will hope to one day fulfill in San Francisco. Tackling the Eastern League from the Richmond bullpen should be the next challenge for the Missouri Tiger. Whether there is a spot available on opening day will be determined in spring training. In a worst-case-scenario, the lefty returns to San Jose and waits for an opportunity in the River City.

### 2012

Spent entire season in San Jose (A+) and appeared in a California League-leading 61 games ... Held lefties to a .177 average (14H/79AB, HR) compared to .288 for righties (32H/111AB, 0HR) ... Pitched less than one full inning in 32 of 61 outings ... Made two post-season appearances ... Was losing pitcher in game two vs. Modesto (OIP, BB, R) ... Pitched 1.1 scoreless innings in game three.

### 2011

Sent to Salem-Keizer (A-) and made professional debut on 6/19 ... Made 23 appearances, all out of the bullpen ... Saved six (6) games in nine (9) opportunities ... Ranked 4th among relievers in the league, holding batters to a .178 average ... Did not allow a run in nine July outings (11.2 IP) ... Left-handed batters had slightly more success with a collective .189 average (7H/37AB, 1HR) versus .171 (12H/70AB, 0HR) for righties ... Was scoreless in 20 of 23 appearances.

### PERSONAL & MISCELLANEOUS

Selected by the Giants in the 31st round of 2011 draft from University of Missouri ... Son of David and Ellen McCormick ... Was a member of the National Honor Society and is a Bright Flight Student ... 2009 & 2010 Academic All-Big 12 Conference ... Graduated Lafayette High School (MO) in 2006.

### MCCORMICK'S CAREER PITCHING STATISTICS

Year	Team	League	ORG	W	L	PCT	ERA	G	GS	CG	SHO	SV	SVO	IP	H	R	ER	HR	HB	BB	SO	WP	AVG
2011	Salem-Keizer	NOR	SF	1	1	.500	1.19	23	0	0	0	6	9	30.1	19	5	4	1	2	11	29	5	.178
2012	San Jose	CAL	SF	3	1	.750	3.48	61	0	0	0	1	3	51.2	46	21	20	1	1	20	54	7	.242
Minor League Totals				4	2	.667	2.63	84	0	0	0	7	12	82.0	65	26	24	2	3	31	83	12	.219

Organization

2013 Flying Squirrels

2012: In Review

History & Records

Eastern League

SF Giants

General Info



# 2013 FLYING SQUIRRELS



Organization

2013 Flying Squirrels

2012: In Review

History & Records

Eastern League

SF Giants

General Info



## Mark Minicozzi

INF

Height/Weight: 6-1/210  
 Bats/Throws: Right/Right  
 Born: February 11th, 1983 in Norristown, PA  
 Resides: Wayne, PA  
 Acquired: Signed by the Giants as a MLFA May 15th, 2012



### THE MINICOZZI FILE

**Flying Squirrels Debut:**  
6/1/12 vs. Erie

**Last Team:**  
Richmond Flying Squirrels

### CAREER HIGHS:

Runs: ... 3 (x4) ... last, 6/6/07 vs. BOW  
 Hits: ... 4 (x2) ... last, 7/16/12 vs. ALT  
 HR: ... 1 ..... Many  
 RBI: ... 5 ..... 6/10/06 vs. RCQ  
 SB: ... 1 ..... Many

Minicozzi was originally a member of the Giants' organization in 2005 and showed promise in the early days of his career. But myriad injuries derailed his career, including missing the entire 2008 season due to Tommy John surgery. The Giants cut ties with him due to the injury, and Minicozzi went on to travel a long road back to affiliated baseball. He played for four separate independent teams in four seasons away from the Giants until a fortunate connection with Squirrels' manager Dave Machemer landed him a tryout in Reading, PA. Machemer and Hitting Coach Ken Joyce liked what they saw in the batting cage at FirstEnergy Stadium and suggested that the Giants sign the 29-year old. The Giants listened, and after a brief stint with Augusta (A), Minicozzi joined Richmond for the second half of the season. He became a valuable piece in the middle of the batting order while also seeing time at numerous positions. Minicozzi is back with the Giants in 2013 and hopes his comeback trail continues. There is an outside chance he lands a spot in Fresno (AAA), but a better one that he is back with the Squirrels at the outset of the year.

### 2012

Re-signed by the Giants in May, sent to Augusta on 5/17 ... Appeared in 15 games with Augusta, batted .250 (13-52) with two (2) home runs and 10 RBIs ... Promoted to Richmond on 6/1 ... Hit walk-off solo-home run in 4-3 win vs. Akron on 7/22 ... While with Richmond spent time at 1B (43 games), DH (14) 2B (12), LF (12), RF (7) and 3B (4) ... Hit .308 (60-195) vs. RHP and .230 (20-87) against LHP.

### 2011

Had back surgery before the season ... Spent entire year with Worcester and hit .328 in 86 games with 15 homeruns and 77 RBIs.

### 2010

Began season with Camden Riversharks of the Atlantic League and appeared in four games ... Traded to Worcester Tornadoes of the Cam-Am league ... Appeared in 86 games with Worcester and hit .317 (103-325) with 12 homeruns.

### 2009

Signed with independent Kansas City T-Bones of the Northern League ... Hit .252 (57-211) with nine (9) home runs with KC ... Traded to the Winnipeg Golden eyes of Northern League on 8/18 ...

### 2008

Was released by Giants in Spring Training following an injury that led to Tommy John surgery ... Did not play entire year.

### 2007

Limited to 16 games with San Jose due to wrist injury.

### PERSONAL & MISCELLANEOUS

Selected by the giants in the 17th round of 2005 from East Carolina University ... Played three seasons at ECU (2003-2005) ... Released by Giants in Spring Training ... Spent three seasons in independent baseball ... 2009 split between Winnipeg and Kansas City (Northern League) ... 2010 played with both Camden (Atlantic League) and Worcester (Can-Am League) ... 2011 entirely with Worcester (Can-Am League) ... Has missed significant time in career due to injury, with surgeries on elbow, back and wrist.

### MINICOZZI'S CAREER BATTING STATISTICS

Year	Team	League	ORG	AVG	G	AB	R	H	2B	3B	HR	RBI	BB	IBB	SO	SB	CS	OBP	SLG	OPS
2005	Salem-Keizer	NOR	SF	.321	70	243	42	78	14	3	2	36	35	0	41	4	7	.411	.428	.839
2006	San Jose	CAL	SF	.282	128	497	70	140	23	2	4	77	44	1	87	2	4	.345	.360	.705
2007	Connecticut	EAS	SF	.218	80	275	30	60	12	2	1	17	19	2	46	3	1	.278	.287	.565
2007	San Jose	CAL	SF	.328	16	58	8	19	4	2	2	19	7	0	12	0	0	.403	.569	.972
2008	Injured		SF	-	-	-	-	-	-	-	-	-	-	-	-	-	-	-	-	-
2009	Winnipeg	NOR		.205	14	44	3	9	3	0	0	7	2	0	8	0	0	.234	.273	.507
2009	Kansas City	NOR		.242	57	211	28	51	12	0	9	37	13	0	35	1	0	.286	.427	.713
2010	Camden	ATL		.200	4	10	2	2	0	1	0	1	2	0	5	0	0	.333	.400	.733
2010	Worcester	CAM		.317	86	325	54	103	14	2	12	54	35	0	41	1	1	.384	.483	.867
2011	Worcester	CAM		.328	86	323	60	106	18	0	15	77	38	2	57	1	0	.401	.523	.924
2012	Augusta	SAL	SF	.250	15	52	4	13	4	0	2	10	6	0	15	0	0	.317	.442	.759
2012	Richmond	EAS	SF	.284	81	282	35	80	19	0	8	45	32	0	64	1	2	.356	.436	.792
	Minor League Totals			.271	461	1662	220	450	91	9	28	248	158	3	308	11	14	.337	.387	.724





# 2013 FLYING SQUIRRELS



## Johnny Monell

**Height/Weight:** 5-11/205  
**Bats/Throws:** Left/Right  
**Born:** March 27th, 1986 in Bronx, NY  
**Resides:** Bronx, NY  
**Acquired:** Selected by Giants in the 30th Round 2007 MLB June Draft



### THE MONELL FILE

**Flying Squirrels Debut:**  
4/7/2011 vs. New Britain

**Last Team:**  
Richmond Flying Squirrels

### CAREER HIGHS:

**Runs:**.....4.....7/21/10 vs. STK  
**Hits:**....4 (x4).....5/12/11 vs. HAR  
**HR:**....2 (x3).....last, 5/25/11 vs. ERI  
**RBI:**.....5.....8/23/07 vs. AZL (CHC)  
**SB:**.....2.....8/7/09 vs. CSC

Monell served as Richmond's primary catcher during the 2011 season, but ceded that position to Tommy Joseph in 2012. For the first half of the year, the Bronx-native was relegated to backup and DH duty. The role didn't suit him, and he struggled to an average of .222 before the all-star break. After the Giants shipped Joseph to Philadelphia in the Hunter Pence trade, Monell regained his starting job and started to swing the bat like he had in the past. Following the season he again enjoyed tremendous success playing winter ball in Puerto Rico. The bat has never been the question for Monell, but whether he can stay behind the plate is. He enjoyed a scorching Cactus League at the plate prior to the season, further advancing the notion that he can hit at the higher levels. If he is catching, it will more than likely be in Richmond. If the Giants opt to try him somewhere else defensively, he could make the jump to Triple-A Fresno for the first time in his career.

### 2012

Spent his second full season with Richmond (AA) ... Batted .312 (39-125) following the All-Star break after hitting .222 (44-198) in the first half ... Surge coincided with the Giants trading Tommy Joseph to the Philadelphia Phillies for Hunter Pence, a move which installed Monell as the Squirrels starting catcher ... Hit .341 (28-82) in August, his most prolific offensive month of the season ... A left-handed hitter, he hit all 11 of his HRs against right-handed pitchers ... Additionally, he recorded 42 of his 50 total RBIs against righties and walked 33 times against right-handers compared to just eight (8) times against lefties ... His 11 HRs tied Juan Perez for tops on the team ... Appeared in every spot in the batting order except first and second during the course of the season ... Made 21 appearances at 1B, with a start on 5/2 marking the first time he had ever appeared at the position.

### 2011

Spent the entire season with Richmond ... Batted .249 (96-386) with 10 HRs and 49 RBIs in 119 games with the Flying Squirrels ... Led the club and established a new franchise-record with 48 BBs ... Named an Eastern League Mid-Season All-Star ... Posted a .478 average (11-23) with five (5) RBIs in Eastern League Playoffs as Richmond advanced to the ELCS ... Coined the phrase "Defend the Nest" which became a mantra at The Diamond during the Flying Squirrels playoff run.

### 2010

Tabbed by *Baseball America* as the #22 prospect in the Giants' chain prior to the season ... Promoted to Advanced-A for the first time in his career and spent nearly the entire season with San Jose ... Saw action in a career-high 120 games ... Appeared in five (5) games with Fresno at the end of August and beginning of September (200 - 3-15) ... Combined between the two stops he posted career-highs across the offensive board including: games played (120), at-bats (436), runs (66), hits (118), 2Bs (26, 3Bs (5), HRs (19), RBIs (71), walks (48), strikeouts (105) and stolen bases (12) ... 19 HRs led San Jose, and his 70 RBIs were 2nd on the club ... Hit three (3) HRs during the Giants championship series win over Rancho Cucamonga ... Was named CLCS MOP ... Was named CAL Batter of the Week 7/26-8/2.

### 2009

Spent first full-season entirely with Augusta (A) where he appeared in 91 games ... Batted .273 (80-293) with the GreenJackets, a number he matched in 2010 ... Led the South Atlantic League by throwing out 42% (36-86) of would be base stealers ... Received an invitation to big league spring training prior to the season ... At conclusion of season he played winter ball for Gigantes de Carolina in the Puerto Rican League and hit .242 (8-33) ... Played entire season for 2011 Flying Squirrels' skipper Dave Macherem, then in his first season with Augusta.

### 2008

Batted .296 (60-203) with six (6) HRs and 35 RBIs in 54 games between AZL Giants and short-season Salem-Keizer ... Was transferred to S-K on 7/15 after hitting .405 (17-42) in 11 games with AZL Giants ... Hit .267 (43-161) in 43 contests with the Volcanoes.

### PERSONAL & MISCELLANEOUS

Giants originally drafted him in the 27th round of the 2005 June draft out of Christopher Columbus (Bronx, NY) High School, but he did not sign ... Drafted by the New York Mets in the 49th round of the 2006 June draft, but did not sign ... Attended Seminole (FL) Community College ... Drafted by the Giants for a second time in the 30th round of the 2007 draft ... Father Johnny Sr. played professionally in the New York Mets' chain reaching as high as Triple-A with Tidewater in 1990 ... Johnny Sr., who was primarily an outfielder, later played professionally in Taiwan and many other independent leagues ... His career ended in 2001 with Atlantic City in the independent Atlantic League.

### MONELL'S CAREER BATTING STATISTICS

Year	Team	League	ORG	AVG	G	AB	R	H	2B	3B	HR	RBI	BB	IBB	SO	SB	CS	OBP	SLG	OPS
2007	AZL Giants	AZL	SF	.240	28	75	11	18	3	1	3	19	15	0	16	3	4	.376	.427	.803
2008	AZL Giants	AZL	SF	.405	11	42	13	17	7	0	1	10	4	0	5	3	0	.479	.643	1.122
2008	Salem-Keizer/Volcanoes	NOR	SF	.267	43	161	21	43	17	0	5	25	11	0	36	1	2	.330	.466	.796
2009	Augusta GreenJackets	SAL	SF	.273	91	293	46	80	21	0	8	44	33	0	45	4	1	.355	.427	.782
2010	Fresno Grizzlies	PCL	SF	.200	5	15	0	3	1	1	0	1	2	0	4	0	0	.294	.400	.694
2010	San Jose Giants	CAL	SF	.273	115	421	66	115	25	4	19	70	48	1	105	12	3	.350	.487	.837
2011	Richmond	EAS	SF	.249	119	386	46	96	24	1	10	49	48	2	93	0	3	.334	.394	.728
2012	Richmond	EAS	SF	.257	108	323	39	83	27	1	11	50	41	1	84	2	2	.345	.449	.794
	Minor League Totals			.265	520	1716	242	455	125	8	57	268	202	4	388	25	15	.348	.447	.795

Organization

2013 Flying Squirrels

2012: In Review

History & Records

Eastern League

SF Giants

General Info

## 2013 MEDIA & INFORMATION GUIDE



49

# 2013 FLYING SQUIRRELS

Organization

2013 Flying Squirrels

2012: In Review

History & Records

Eastern League

SF Giants

General Info



## Ricky Dropesa

1B

Height/Weight: 6-2/205  
 Bats/Throws: Left/Right  
 Born: December 15th, 1989 in Rancho Cucamonga, CA  
 Resides: Rancho Cucamonga, CA  
 Acquired: Selected by Giants in 3rd Round  
 2011 MLB June Draft



### THE OROPESA FILE

Flying Squirrels Debut: N/A

Last Team: San Jose Giants

### CAREER HIGHS:

Runs:.....3.....6/6/12 @ LAN  
 Hits:....4 (x4)....last, 9/2/12 vs. MOD  
 HR:.....2.....6/6/12 @ LAN  
 RBI:.....5.....7/19/12 @ LAN  
 SB:.....1.....8/24/12 @ RC

A product of the University of Southern California, Oropeza was challenged by the Giants after they drafted him in the 3rd round of the 2011 draft. He spent his first professional season at San Jose (A+), bypassing the lower levels of the minor leagues. It was a similar approach to the one employed by the Giants with Roger Kieschnick in 2010. The 23-year old didn't disappoint from a power or production standpoint, belting 16 home runs and driving in 98 runs. There was some concern over his 150 strikeouts however. Hoping to continue his maturation process as a professional hitter, the Giants sent the former Trojan to the Arizona Fall League following the season. *Baseball America* slots him as the 27th-best prospect in the system entering his second full-season. His next challenge should be in Richmond where he would occupy first base and a spot in the middle of the Squirrels' order. But pressure will come from below with Angel Villalona back with the Giants and slated to head to San Jose to begin the year.

### 2012

Spent entire year with San Jose (A+) ...Was rated the #17 prospect in the San Francisco organization entering the season ... First career multi-home run game on 6/6 at Lancaster ... Hit .312 (53-170) with runners in scoring position ... Played in 15 games with Scottsdale in the Arizona Fall League following the year ... In AFL hit .234 (11-47) with two (2) home runs and six (6) RBIs ... Hit .281(103-366) with 12 homeruns vs. RHP and .217 (33-152) with four (4) home runs vs. LHP.

### PERSONAL & MISCELLANEOUS

Selected by the Giants in the 3rd round (116 overall) of the 2011 draft out of University of Southern California ... Played three seasons at USC (2009-2011) ... Finished USC career ranked tied for fifth in school history in home runs (40) and fifth in RBIs (159) ... Led the Cape Cod league in home runs (7) in 2010 with the Chatham Anglers ... Was drafted out of Etiwanda High School (CA) in the 24th round of 2008 by Boston, did not sign ... Parents are Alfred and Ruthie ... Has one brother, Christopher, and two sisters, Julianna and Olivia ... Was a Second Team All-American as a sophomore in 2009 after batting .353 with 20 homers and 67 RBIs in 60 games ... Father's cousin, Eddie Oropeza defected from Cuba and played four seasons in the major leagues as a left-handed pitcher (Phillies, Padres and Diamondbacks).

### OROPESA'S CAREER BATTING STATISTICS

Year	Team	League	ORG	AVG	G	AB	R	H	2B	3B	HR	RBI	BB	IBB	SO	SB	CS	OBP	SLG	OPS
2012	San Jose	CAL	SF	.263	134	518	70	136	30	3	16	98	59	2	150	1	1	.338	.425	.763
	Minor League Totals			.263	134	518	70	136	30	3	16	98	59	2	150	1	1	.338	.425	.763

# 2013 FLYING SQUIRRELS



## Josh Osich

LHP

Height/Weight: 6-2/230  
 Bats/Throws: Left/Left  
 Born: September 3rd, 1988 in Boise, ID  
 Resides: Boise, ID  
 Acquired: Selected by Giants in 6th Round 2011 MLB June Draft



### THE OSICH FILE

Flying Squirrels Debut: N/A

Last Team: San Jose Giants

### CAREER HIGHS:

IP (S): ..... Has Never Started  
 IP (R): ...2.1.....7/16/12 vs. VIS  
 H:.....6.....6/30/12 vs. LE  
 BB:.....1.....Many  
 SO:.....3 (x3)....last, 8/31/12 vs. MOD

Osich slipped to the 6th round of the 2011 draft after having Tommy John surgery during his Junior year at Oregon State. San Francisco saw early-round potential in the left-hander however, and spent \$450,000 on him to make sure he was a Giant. He didn't get on the mound in his first season after signing, and was treated delicately in his first professional season last year. He never pitched on back-to-back days, and logged just 32.1 innings for the season. His season was also shortened due to a pair of bouts of soreness in his arm. When he is right, Osich is a power-arm with the look of a front-line Major League starter. Shoulder fatigue to open big league spring training prior to this season wasn't an encouraging sign, but the fact that the 24-year eventually got on the hill in the Cactus League was. The Giants will continue to bring the lefty along slowly in terms of innings, but not necessarily in terms of level. With that in mind, his next challenge could be relieving for the Squirrels to start the season.

### 2012

Spent first full season in San Jose (A+) bullpen ... Made professional debut with scoreless inning of relief on 4/6 at Modesto ... Allowed just one (1) home run in 32.1 innings pitched ... Struck out the side twice 4/29 & 8/31 ... had two stints on the disabled list: April 30-June 1 (elbow) and July 26-August 17 (shoulder) ... Made two scoreless appearances in postseason. (2IP, 2H, 3K) ... Rated #20 prospect following the year

### 2011

Did not pitch professionally after signing ... Rated #23 prospect following the season...

### PERSONAL & MISCELLANEOUS

Drafted and signed by the Giants in the 6th round of 2011 out of Oregon State University ... Was originally selected in the 7th round of 2010 by the Los Angeles Angels but did not sign ... Graduated 2007 from Bishop Kelly High School (ID) ... Missed entire 2010 season (Junior year) recovering from Tommy John Surgery ... Threw a no-hitter with 13 strikeouts against Trevor Bauer and UCLA on 4/30/11.

### OSICH'S CAREER PITCHING STATISTICS

Year	Team	League	ORG	W	L	PCT	ERA	G	GS	CG	SHO	SV	SVO	IP	H	R	ER	HR	HB	BB	SO	WP	AVG
2012	San Jose	CAL	SF	0	2	.000	3.62	27	2	0	0	1	2	32.1	34	14	13	1	0	11	34	3	.272
Minor League Totals				0	2	.000	3.62	27	2	0	0	1	2	32.1	34	14	13	1	0	11	34	3	.272

Organization

2013 Flying Squirrels

2012: In Review

History & Records

Eastern League

SF Giants

General Info



# 2013 FLYING SQUIRRELS

Organization

2013 Flying Squirrels

2012: In Review

History & Records

Eastern League

SF Giants

General Info



## Joe Panik

INF

Height/Weight: 6-1/190  
 Bats/Throws: Left/Right  
 Born: October 30th, 1990 in Yonkers, NY  
 Resides: Hopewell Junction NY  
 Acquired: Selected by Giants in 1st Round 2011 MLB June Draft



### THE PANIK FILE

Flying Squirrels Debut: N/A

Last Team: San Jose Giants

### CAREER HIGHS:

Runs: ... 4 (x2) .....last, 7/19/12 @ LAN  
 Hits: ... 4 (x5) .....last, 8/8/12 vs STK  
 HR: ..... 1 .....Many  
 RBI: ..... 6 .....7/17/11 @ YAK  
 SB: ..... 2 .....8/11/11 vs. SPO

After being selected out of St. John's (NY) with the 29th overall pick in the 2011 draft, Panik made a smashing debut in professional ball by claiming the Northwest League's Most Valuable Player Award as well as winning the batting title. The Giants challenged their first round selection last year by jumping him to Advanced-A San Jose. His numbers came back to earth a bit, but he batted .337 in the second half of the season and accumulated more walks than strikeouts for the second consecutive season. He was also selected as the top defensive shortstop in the circuit by California League managers. Despite those accolades, the Giants view the 22-year old as their second baseman of the future. He played second base regularly during spring training and the plan is for him to make the position switch while also tackling Double-A for the first time in 2013. San Francisco believes his advanced maturity at the plate will help ease both transitions, and he is expected to form the Squirrels' double-play combination with Ehre Adrianza.

### 2012

Spent entire season with San Jose ... Rated the #4 prospect in organization by BA entering the season ... Was a non-roster invitee to Major League Spring Training ... Finished 3rd in California League in both at-bats (535) and hits (159) ... Was 5th in runs scored (93) and led the league in lowest plate appearances per strikeout (605-54) ... Batted .324 (46-142) with runners in scoring position and .337 (90-267) after the All-Star break ... Played in the Arizona Fall League following the season and hit .205 (16-78)

### 2011

Won the Northwest League Most Valuable Player award Salem-Keizer ... Batted .341 with six (6) home runs and 54 RBI's in 69 games and led the league in hitting, runs, hits, RBI's and OBP ... Made professional debut 6/17 at Spokane ... Went 4-5 with six (6) RBIs on 7/17 at Yakima ... Drew more walks (28) than strikeouts (25) ... Sent to Arizona Fall League following the year and hit .323 (30-93) with six (6) doubles and two (2) homeruns in 27 games played.

### PERSONAL & MISCELLANEOUS

Selected by Giants in the 1st round of the 2011 draft (29th overall pick) from St. John's University (NY) ... Earned All-American honors at SJ in 2011 after batting .398 with 10 homers in 58 games ... Was a semifinalist for the 2011 Golden Spikes Award ... His .370 career batting average ranks second in St. John's history.

### PANIK'S CAREER BATTING STATISTICS

Year	Team	League	ORG	AVG	G	AB	R	H	2B	3B	HR	RBI	BB	IBB	SO	SB	CS	OBP	SLG	OPS
2011	Salem-Keizer	NOR	SF	.341	69	270	49	92	10	3	6	54	28	0	25	13	5	.401	.467	.868
2012	San Jose	CAL	SF	.297	130	535	93	159	27	4	7	76	58	1	54	10	4	.368	.402	.770
Minor League Totals					.312	199	805	142	251	37	7	130	86	1	79	23	9	.379	.424	.803

# 2013 FLYING SQUIRRELS



## Jarrett Parker

DF

Height/Weight: 6-3/190  
 Bats/Throws: Left/Left  
 Born: January 1st, 1989 in Fort Belvoir, VA  
 Resides: Stafford, VA  
 Acquired: Selected by Giants in the 2nd Round  
 2010 MLB June Draft



### THE PARKER FILE

Flying Squirrels Debut: N/A

Last Team: San Jose Giants

### CAREER HIGHS:

Runs: ... 3 (x6).....last, 7/24/12 vs. BAK  
 Hits: ... 4 (x2).....last, 6/5/12 @ LAN  
 HR: ..... 2 .....8/14/12 @ BAK  
 RBI: ..... 4 (x2).....last, 8/19/12 @ STK  
 SB: ..... 2 (x3).....last, 5/28/12 vs. VIS

The Giants were aggressive with their second round pick from the 2010 draft, placing him at the Advanced-A level to make his professional debut in 2011. The initial returns were solid if not spectacular, but certainly not alarming. The UVA Cavalier led the team in strikeouts, but also paced the club in walks. When the 24-year old stayed behind in San Jose rather than move up to Richmond to open 2012, it seemed the Giants were trying to give him a confidence boost before he made the jump to Double-A. However, it didn't work out that way as he got off to a horrific start to the year, batting .191 in the month of April. His average stayed under .200 until May 26th and only a surge in June saved his first half. All told, the numbers were comparable to 2011, but the fact that his strikeout rate increased was alarming. It is nearly unheard of for a prospect to spend three consecutive years at the same level, and most expect the Giants to advance Parker to Richmond to get a fresh start with the Squirrels in his home state in 2013. But regardless of where it starts, it will be a make-or-break season for him in terms of the Giants future plans.

### 2012

Spent entire season in San Jose (A+) for the second consecutive season ... Played all three outfield positions ... Had only career multi-homerun game on 8/14 vs. Bakersfield ... Tied for a team-high with seven (7) outfield assists ... Was 5th in California league in walks (70) and 2nd in strikeouts (175) ... Smacked first career grand slam on 8/19 vs. Stockton ... Batted .265 (84-317) vs. RHP and .185 (17-92) vs. LHP...Swiped a team-high 28 bases, was caught six (6) times (82% success).

### 2011

Made his professional debut with Advanced-A San Jose ... Batted .253 (123-486) with 13 HRs and 61 RBIs in 127 games with San Jose ...Went 3-5 with one (1) HR, three (3) RBIs and three (3) runs scored vs. STK on 6/26 ... Completed a .273 batting average with 5 HRs and 33 RBIs in the first half ... Hit .234 with 8 HRs and 28 RBIs in the second half.

### PERSONAL & MISCELLANEOUS

Graduate of Colonial Forge (VA) High School ... Named first-team All-Commonwealth District and second-team All-State as a senior (2007) ... Holds 14 school records at Colonial Forge including home runs (21), runs scored (67), slugging percentage (1.053), on-base percentage (.613) and single-season RBIs (32) ... Attended the University of Virginia ... Named Academic All-ACC as a freshman in 2008 ... Enjoyed breakthrough season as a sophomore in 2009 ... Batted .355 with a team-high 16 homers to help lead UVA to 2009 College World Series ... Named first-team All-ACC, second-team All-American (Baseball America) and first-team All-American (Rivals.com) ... Named second-team All-ACC and to the Charlottesville Regional All-Tournament Team as a Jr. in 2010.

### PARKER'S CAREER BATTING STATISTICS

Year	Team	League	ORG	AVG	G	AB	R	H	2B	3B	HR	RBI	BB	IBB	SO	SB	CS	OBP	SLG	OPS	
2011	San Jose	CAL	SF	.253	127	486	81	123	25	3	13	61	74	1	144	20	5	.360	.397	.757	
2012	San Jose	CAL	SF	.247	122	409	71	101	21	7	15	67	70	3	175	28	6	.366	.443	.809	
Minor League Totals																					
					.250	249	895	152	224	46	10	28	128	144	4	319	48	11	.363	.418	.781

Organization

2013 Flying Squirrels

2012: In Review

History & Records

Eastern League

SF Giants

General Info



# 2013 FLYING SQUIRRELS

Organization

2013 Flying Squirrels

2012: In Review

History & Records

Eastern League

SF Giants

General Info



## Shawn Payne

DF

Height/Weight: 6-0/195  
 Bats/Throws: Right/Right  
 Born: July 13th, 1989 in Stone Mountain, GA.  
 Resides: Stone Mountain, GA  
 Acquired: Selected by Giants in 35th Round  
 2011 MLB June Draft



### THE PAYNE FILE

Flying Squirrels Debut: N/A

Last Team: San Jose Giants

### CAREER HIGHS:

Runs:.....4.....4/8/12 @ SAV  
 Hits:.....3.....Many  
 HR:.....1.....Many  
 RBI:.....5.....5/10/12 vs. GVL  
 SB:.....3 (x3).....last, 8/8/12 @ DEL

Payne was lightly regarded coming out of Georgia Southern in 2011 and the Giants were able to grab him in the 35th round. Since then all he has done is hit and steal bases at a furious clip. He has eclipsed .300 in each of his first two professional seasons, including batting .309 (125-405) with Augusta (A+) last year before a late-season callup to San Jose (A+). He also stole a whopping 53 bases with the Greenjackets while being caught just three times. The 23-year old has the prototypical makeup of a lead-off hitter, but doesn't translate his elite speed into outstanding defense in the outfield. Having known nothing but success in his professional career, the Giants will continue to push Payne until a level truly challenges him. He should start the 2013 season in San Jose, but with a foggy picture in the Richmond outfield, a hot start could quickly lead to his Double-A debut with the Squirrels.

### 2012

Hit .309 in 116 games while with Augusta, 6th best in SAL ... Finished 2nd in stolen bases (53) and 4th in on-base percentage (.413) ... Led the Greenjackets in batting average (.309), runs (66), triples (6), RBIs (57) and stolen bases (53) ... Promoted to San Jose 9/2 and appeared in two regular season games ... Went 3-5 in first game with San Jose ... Placed on San Jose post-season roster, led off all three playoff games. (3-13)

### 2011

Played entire season with Salem-Keizer (A-) ... Led the league with a .410 on-base percentage ... Finished 4th in league with 21 stolen bases, was caught six (6) times ... Led team with 29 walks.

### PERSONAL & MISCELLANEOUS

Selected by the Giants in the 35th round of the 2011 draft out of Georgia Southern University ... Was additionally selected in both 2009 (Dodgers, 29th round) and 2010 (Royals, 44th round), but did not sign ... Played two seasons at Middle Georgia College, transferred to GSU for junior year (2010).

### PAYNE'S CAREER BATTING STATISTICS

Year	Team	League	ORG	AVG	G	AB	R	H	2B	3B	HR	RBI	BB	IBB	SO	SB	CS	OBP	SLG	OPS	
2011	Salem-Keizer	NOR	SF	.306	57	160	37	49	8	3	0	19	29	0	32	21	6	.431	.394	.825	
2012	Augusta	SAL	SF	.309	116	405	66	125	19	6	6	57	61	0	71	53	3	.413	.430	.843	
2012	San Jose	CAL	SF	.333	2	9	1	3	1	0	0	2	0	0	2	0	0	.333	.444	.777	
Minor League Totals					.308	175	574	104	177	28	9	6	78	90	0	105	74	9	.417	.420	.837

# 2013 FLYING SQUIRRELS



## Juan Perez

OF

Height/Weight: 5-11/185  
 Bats/Throws: Right/Right  
 Born: November 13th, 1986 in Bronx, NY  
 Resides: Bronx, NY  
 Acquired: Selected by Giants in the 13th Round  
 2008 MLB June Draft



### THE PEREZ FILE

**Flying Squirrels Debut:**  
 4/7/2011 vs. New Britain

**Last Team:**  
 Richmond Flying Squirrels

### CAREER HIGHS:

Runs: ... 4 (x2) .....last, 4/20/12 @ ALT  
 Hits: ... 5 (x2) .....last, 4/20/12 @ ALT  
 HR: ..... 1 .....Many  
 RBI: ... 4 (x4) .....last, 7/29/12 @ ERI  
 SB: ..... 2 .....Many

Perez made the most of his repeat engagement in Richmond, spending the entire season with the Squirrels in 2012. He was named the Flying Squirrels' team MVP and became the first Squirrel in franchise-history to ever hit better than .300. He batted .302 and finished 8th in the Eastern League batting race. He also admirably handled moving from center field to right field to accommodate Giants' top-prospect Gary Brown. The Giants and *Baseball America* took note of the impressive campaign, as the Giants added him to their 40-man roster following the season and BA returned to him to their top-30 prospect rankings (#22). His two seasons in the River City should be more than enough to warrant a promotion to Triple-A Fresno, and that should be the case. However, a player who has battled for everything he has ever gotten will do so again as top prospects Brown, Francisco Peguero and Roger Kieschnick also need time in the Fresno outfield. Perez appears here on the chance he is the odd man out of that equation.

### 2012

Spent the entire season with Richmond (AA) ... Named as the Flying Squirrels Most Valuable Player ... Narrowly edged Gary Brown (45) for tops on the team with 46 multiple-hit games ... Hit safely in 18 straight games from 7/25 to 8/14, the 2nd longest streak in the Eastern League ... Batted .397 (29-73) during the life of 18-game hit-streak ... Finished 8th in the league batting race (.302) and became the first Flying Squirrel to ever hit over .300 while having enough plate appearances to qualify among league leaders ... Recorded 13 outfield assists, 2nd in the EL ... Moved from center field to right field to make room for Giants' top-prospect Gary Brown, but returned to a platoon in center field over the final month of the season ... Led Richmond in total bases (213), while tying Brown for most extra-base hits (41) ... Tied for the team-lead in HR with Johnny Monell (11) ... Added to the Giants' 40-man roster in November, 2012.

### 2011

Spent the entire season with Richmond ... Batted .256 (117-457) with 4 HRs and 40 RBIs in 131 games with the Flying Squirrels ... Amassed a .444 batting average in September (8-18) with a double and a triple ... Batted .283 with one (1) HR and 18 RBIs after the All-Star break after compiling a .243 average with 3 HRs and 22 RBIs before the break ... Went 4-6 with a triple and a run scored @ALT on 9/3 ... Batted .214 (6-28) with a double and three (3) RBIs in the EL Playoffs.

### 2010

Spent the entire season with San Jose, batting .298 (164-551) with 37 2Bs, 10 3Bs, 13 HRs and 63 RBIs (all career-highs) ... Made 67 appearances in center field and 59 in right field ... Named a mid-season California League All-Star ... Was named MVP of the California-Carolina League All-Star Game played at BB&T Coastal Field in Myrtle Beach, SC ... Hit a HR and 2B in the game ... Led San Jose in at-bats (551), runs scored (83), 2Bs (37), total bases (260) and strikeouts (116) ... 551 at-bats ranked 5th in the CL and 37 2Bs placed him 5th ... Hit .327 (87-266) before the All-Star break and .270 (77-285) following it ... Batted in each of the top seven spots in the lineup, never appearing in the eight or nine spots ... Hit .321 (90-280) while playing center field, .281 (70-249) as the right fielder and .167 (3-18) as the DH ... Hit .162 (6-37) in the CL postseason as San Jose claimed the California League title.

### 2009

Opened his professional career with Augusta (A) in the South Atlantic League ... Made 72 of his 123 appearances at second base ... Played all three (3) outfield spots, logging the most at-bats (50) while playing in left field ... Batted in every spot in the order except 8th ... Hit .254 (61-240) before the All-Star break and .232 (48-207) after it.

### PERSONAL & MISCELLANEOUS

Attended DeWitt Clinton (Bronx, NY) High School ... Graduated in 2006 and went undrafted ... Played for two seasons (2006, 07) in the amateur La Caribe Baseball League ... Played for Western Oklahoma Junior College in 2008 ... Had one of the best seasons in JC history, hitting .465 with 37 HRs and 102 RBIs ... Scouts and members of the media call him "Mystery Guy" while he was at WOJC because no one had any reports on him ... Was selected by the Giants in 13th round of the 2008 June draft.

### PEREZ'S CAREER BATTING STATISTICS

Year	Team	League	ORG	AVG	G	AB	R	H	2B	3B	HR	RBI	BB	IBB	SO	SB	CS	OBP	SLG	OPS
2009	Augusta	SAL	SF	.244	123	447	56	109	29	3	9	54	23	0	101	18	4	.283	.383	.666
2010	San Jose	CAL	SF	.298	131	551	83	164	37	10	13	63	31	2	116	17	15	.337	.472	.809
2011	Richmond	EAS	SF	.256	131	457	58	117	25	10	4	40	28	0	95	22	6	.303	.381	.684
2012	Richmond	EAS	SF	.302	126	483	65	146	26	4	11	53	22	0	85	18	15	.341	.441	.782
	Minor League Totals			.277	511	1938	262	536	117	27	37	210	104	2	397	75	40	.317	.422	.739

Organization

2013 Flying Squirrels

2012: In Review

History & Records

Eastern League

SF Giants

General Info

## 2013 MEDIA & INFORMATION GUIDE



55

# 2013 FLYING SQUIRRELS

Organization

2013 Flying Squirrels

2012: In Review

History & Records

Eastern League

SF Giants

General Info



## Edwin Quirarte

RHP

Height/Weight: 6-2/205  
 Bats/Throws: Right/Right  
 Born: December 20th, 1986 in Ventura, CA  
 Resides: Oxnard, CA  
 Acquired: Selected by Giants in the 5th Round  
 2008 MLB June Draft



### THE QUIARTE FILE

**Flying Squirrels Debut:**  
 4/8/2011 vs. New Britain

**Last Team:**  
 Richmond Flying Squirrels

### CAREER HIGHS:

IP (S): ..... Has Never Started  
 IP (R): 4 (x2).....last, 5/14/10 vs. BAK  
 H:..... 6 (x3).....last, 7/26/11 @ ERI  
 BB:..... 3 (x5).....last, 7/14/11 @ BOW  
 SO:..... 4 (x3).....last, 5/10/10 vs. HD

In his second go-around with the Squirrels in 2012, Quirarte underwent a difficult mid-season transition to a side-arm delivery. Although the results didn't come quickly, when they did they were precisely what the Giants and Quirarte were looking for. He posted a 2.55 ERA after the All-Star break and regained some of the vicious late-movement he had been noted for after being drafted out of Cal-State Northridge in 2008. He also reported a continuing confidence with the new arm angle and his signature split-finger fastball during 2013 spring training. Despite his late-season success in 2012, the 26-year old should be a part of the Flying Squirrels' bullpen at the beginning of the year. However, if he is able to build confidence from his late-season performance in 2012 and a strong showing in spring training, he could be considered a candidate for a breakout season in 2013.

### 2012

Pitched entire season with Richmond ... Made 39 appearances all out of the bullpen ... Allowed just one home run (Manny Machado) in 45.1 IP ... Final seven (7) outings (7.1 IP) did not allow a run ... Converted 2-of-4 save opportunities ... Posted a 2.55(17.2 IP/5 ER) ERA after All-Star Break ... Converted to a side-arm delivery in the middle of the season.

### 2011

Split the season between Richmond and Advanced-A San Jose ... Went 1-2 with a 5.44 ERA in 35 appearances with the Flying Squirrels ... Struck out 38 batters and issued 20 walks in 46.1 IP ... Struggled after the All-Star break with a 1-0 mark and a 5.93 ERA in eight (8) appearances after posting an 0-2 record with a 4.11 ERA in 27 appearances before the break ... Sent down to Advanced-A San Jose on 8/10 ... Amassed a 2-1 record with one (1) save and a 2.13 ERA in 12 appearances with San Jose ... Recorded 14 strikeouts and one (1) walk in 12.2 IP.

### 2010

Spent entire season with San Jose, making 41 appearances out of the bullpen ... After allowing an opposition average of .310 in his first go-around in the California League in 2009, he held league hitters to a .238 clip in 2010 ... Posted a 1.71 ERA in his first 20 appearances of the season while limiting league hitters to a .167 average ... 5.93 ERA in final 21 appearances while surrendering an average of .299 ... Earned six (6) saves in 11 chances ... Did not allow a run in four (4) post-season appearances, working a total of 3.1 innings.

### 2009

Tabbed as the #25 prospect in the Giants' system by *Baseball America* entering the season ... Skipped a level from Salem-Keizer (SS-A) to open the season with San Jose (A+) ... Made 16 appearances for SJ, earning four (4) saves in five (5) chances but surrendering a league average of .310 ... Was demoted to Augusta (A) following an outing on 6/6 ... Made first appearance with GreenJackets on 6/9 ... Surrendered an average of .316 to South Atlantic League hitters ... Earned eight (8) saves in 13 chances ... Had a 5.16 ERA over his final 24 appearances of the year.

### 2008

Opened professional career with Salem-Keizer (SS-A) in the Northwest League ... 14 saves ranked him 2nd in the NWL, while his 24 games finished placed him 3rd ... Earned a save in game one of the NWL Championship Series, but suffered the loss in game three.

### PERSONAL & MISCELLANEOUS

Graduated from Oxnard (CA) High School ... Also attended Hueneme (CA) High School ... Attended Cal State Northridge (CA) ... Started for the Matadors for two seasons before being used as the closer in 2008 ... Surrendered just two (2) runs over his final 56 innings at Northridge ... Selected by the Giants in the 5th round of the 2008 June draft ... Signed for \$193,000 ... Parents are Antonia and Roberto Quirarte ... has two sisters, Laura and Jackie and three brothers, Bobee, Angel and Erik ... Was drafted out of high school in the 38th round by the Cincinnati Reds in 2005, but did not sign ... Also recruited by Arizona State, Loyola Marymount, UCLA and UC Irvine ... Favorites include the Los Angeles Dodgers, the TV show "Family Guy" and the movie "Office Space" ... Favorite website is baseballamerica.com.

### QUIARTE'S CAREER PITCHING STATISTICS

Year	Team	League	ORG	W	L	PCT	ERA	G	GS	CG	SHO	SV	SVO	IP	H	R	ER	HR	HB	BB	SO	WP	AVG
2008	Salem-Keizer	NOR	SF	3	3	.500	2.12	26	0	0	0	14	17	29.2	23	9	7	0	0	9	33	4	.213
2009	San Jose	CAL	SF	0	3	.000	4.57	16	0	0	0	4	5	21.2	27	13	11	1	0	5	18	1	.310
2009	Augusta	SAL	SF	6	4	.600	4.42	30	0	0	0	8	13	36.2	49	24	18	2	2	11	18	3	.316
2010	San Jose	CAL	SF	2	9	.182	3.77	41	0	0	0	6	11	62.0	56	31	26	6	1	22	38	4	.238
2011	Richmond	EAS	SF	1	2	.333	5.44	35	0	0	0	0	1	46.1	61	36	28	3	3	20	38	5	.324
2011	San Jose	CAL	SF	2	1	.667	2.13	12	0	0	0	1	2	12.2	15	5	3	2	1	1	14	1	.273
2012	Richmond	EAS	SF	3	1	.750	3.18	39	0	0	0	2	4	45.1	41	23	16	1	3	14	24	6	.240
Minor League Totals				17	23	.425	3.86	199	0	0	0	35	53	254.1	272	141	109	15	10	82	183	24	.272





# 2013 FLYING SQUIRRELS



## Taylor Rogers

RHP

Height/Weight: 6-2/165  
 Bats/Throws: Right/Right  
 Born: June 5th, 1987 in Dallas, TX  
 Resides: Dallas, TX  
 Acquired: Selected by Giants in the 25th Round  
 2009 MLB June Draft



### THE ROGERS FILE

Flying Squirrels Debut: N/A

Last Team: San Jose Giants

### CAREER HIGHS:

IP (S): ...9.0.....8/10/11 @ LEX  
 IP (R): ...2.2.....7/15/09 vs EUG  
 H: ...13.....8/3/12 @ IE  
 BB: ...5 (x3)....last, 7/17/12 @ LAN  
 SO: ...9.....7/1/12 @ STK

A 25th round selection in the 2009 draft, Rogers followed two fairly pedestrian seasons to open his professional career with a breakout campaign in Augusta (A) in 2011. He posted a 2.91 ERA for the Greenjackets that season while topping the club with 12 wins and turning in 154.2 innings. The 25-year old advanced to San Jose (A+) last season and nearly replicated the year, if not the ERA. Although his ERA climbed to 4.13 in the hitter-friendly California League, the righty was once again a workhorse, making 27 starts and compiling 152.2 innings. Not noted as a strikeout pitcher, Rogers also delivered a career-high 118 punchouts for the year while equaling his win total from the season prior. The bright spot on a staff that struggled in San Jose, if anyone is deserving of a promotion to Richmond it is Rogers. He will more than likely mix with some familiar hurlers from Squirrels' rotations past and attempt to rack up wins in the Eastern League as he has at his previous two stops.

### 2012

Pitched entire season with San Jose (A+) ... Ranked 4th in California League in innings pitched (152.2) ... Finished 9th in ERA (4.13) ... Tied for first in wild pitches (17) ... Made 27 starts ... Final outing of the year was out of the bullpen ... Struck out a career-high nine batters on 7/1 vs. Stockton ... Named Pitcher of the Week 7/9-7/15 ... Pitched five or more innings in 25 of 27 starts...

### 2011

Spent the season with Low-A Augusta and posted a 12-10 record with a 2.91 ERA in 27 starts for the Greenjackets ... Struck out 86 batters and issued 38 walks in 154.2 innings pitched ... Limited South Atlantic League hitters to a .241 average (136-564) ... Tied for league lead in wins (12) ... Finished 3rd in SAL in ERA (2.91), innings pitched (154.2) and WHIP (1.13) ... Tossed a complete game shutout @ LEX on 8/10 and was named SAL Pitcher-of-the-Week for the week of Aug. 8-15 ... Named a SAL Mid-Season All-Star ... Struggled in July with a 1-2 record and 4.66 ERA in six (6) starts ... Rebounded in August by compiling a 4-1 record with a 2.13 ERA in six (6) starts.

### 2010

Went 6-7 with a 4.46 ERA in 16 starts with Short-Season A Salem-Keizer ... Struck out 49 batters and walked 25 in 82.2 innings pitched ... Tossed six (6) scoreless innings @ BOI on 6/23 ... Gave up nine (9) hits and six (6) earned runs in 5.1 innings of work vs. SPO on 8/14 ... Posted a 2-1 mark with a 3.23 ERA in six (6) July starts ... Struggled in August by going 2-4 with a 4.96 ERA in six (6) starts ... Opposing batters hit .298 (98-329) off Rogers.

### 2009

Began his pro career with Salem-Keizer and compiled a 2-4 record with a 7.54 ERA in 21 appearances, including two (2) starts ... Struck out 34 batters and walked 21 in 37 innings pitched for the Volcanoes ... Tossed 2.1 scoreless innings on 8/6 vs. SPO ... Went 1-0 with a 5.19 ERA as a starter (two starts) and 1-4 with an 8.26 ERA as a reliever (19 appearances).

### PERSONAL & MISCELLANEOUS

Graduate of McNeil (TX) High School ... Was named All-District in each of his final two prep seasons ... Named All-Central Texas and Academic All-State as a senior ... Attended Tulane University ... Worked primarily as a reliever in three seasons with Green Wave (2007-09) ... Went 3-1 with a 4.11 ERA in appearances, including six (6) starts as a sophomore in 2008 ... Posted a 2-2 mark with one (1) save and a 4.43 ERA in 14 appearances, including four starts, as a junior in 2009 ... Selected by the Giants in the 25th round of the June 2009 draft.

### ROGERS' CAREER PITCHING STATISTICS

Year	Team	League	ORG	W	L	PCT	ERA	G	GS	CG	SHO	SV	SVO	IP	H	R	ER	HR	HB	BB	SO	WP	AVG
2009	Salem-Keizer	NOR	SF	2	4	.333	7.54	21	2	0	0	0	4	37.0	47	39	31	10	4	21	34	6	.297
2010	Salem-Keizer	NOR	SF	6	7	.462	4.46	16	16	0	0	0	0	82.2	98	51	41	6	5	25	49	4	.298
2011	Augusta	SAL	SF	12	10	.545	2.91	27	27	1	1	0	0	154.2	136	63	50	3	14	38	86	14	.241
2012	San Jose	CAL	SF	12	11	.522	4.13	28	27	0	0	0	0	152.2	169	82	70	11	8	57	118	17	.280
Minor League Totals				32	32	.500	4.05	92	72	1	1	0	4	427.0	450	235	192	30	31	141	287	41	.272

Organization

2013 Flying Squirrels

2012: In Review

History & Records

Eastern League

SF Giants

General Info



# 2013 FLYING SQUIRRELS

Organization

2013 Flying Squirrels

2012: In Review

History & Records

Eastern League

SF Giants

General Info



## Danny Sandbrink

RHP

Height/Weight: 6-2/190  
 Bats/Throws: Left/Right  
 Born: June 23rd, 1989 in St. Louis, MO  
 Resides: Chesterfield, MO  
 Acquired: Selected by Giants in the 42nd Round  
 2011 MLB June Draft



### THE SANDBRINK FILE

Flying Squirrels Debut:  
N/A

Last Team:  
San Jose Giants

### CAREER HIGHS:

IP (S): ... 5.1 ..... 9/1/12 vs. CSC  
 IP (R): ... 4.0 ..... 5/19/12 @ MOD  
 H: ... 7 ..... 6/4/12 @ STK  
 BB: ... 4 ..... 5/18/12 @ VIS  
 SO: ... 10 ..... 6/9/12 vs. STK

As a 42nd-round draft selection of the Giants in 2011, Sandbrink has had to pitch his way to opportunities in the system, and he may have done that in 2012. After opening his career with a solid showing in the Arizona Rookie League in 2011, Sandbrink made the leap all the way to San Jose (A+) to open last season. He more than held his own over 12 appearances - including three starts - posting an ERA of 3.67. The right-hander unfortunately missed more than a month-and-a-half from early July to late August. When he returned, he helped Augusta (A) make a late-season push for the post-season, turning in three regular season starts and allowing just two earned runs over 13.1 innings (1.35). A former member of the Stanford Cardinal, the 23-year old figures to have a more prominent role on the San Jose staff to open the 2013 season, and could be a prime candidate for a mid-season promotion to Richmond (AA) if he continues to pitch well.

### 2012

Began season in extended spring, did not make debut until 5/9 with San Jose ... Struck out a career-high 10 batters in five innings in 6/9 vs. Stockton ... Appeared in 12 games (three starts) with San Jose was sent to Augusta 8/17 ... Appeared in three games, all starts with the Greenjackets.

### 2011

Appeared in 15 games all in the AZL Giants bullpen ... Made professional debut 6/25 with AZL Giants ... tossed a season-high three innings on 8/5.

### PERSONAL & MISCELLANEOUS

Drafted by the Giants in the 42nd round of 2011 out of Stanford ... Played four seasons at Stanford as a starter and reliever ... Graduated in 2007 from St. Louis (Mo.) Priory School, where he was a two-sport standout in both baseball and football ... Twice named first-team All-State, All-Metro St. Louis All-ABC League (2006 and 2007) ... Was a finalist for the 2007 St. Louis Rising Star Award, when he finished his senior season with a 1.94 ERA and 35 strikeouts in 36.0 innings ... also lettered twice as a linebacker in football ... Throws a variation of a sinking two-seam fastball that he calls "The Funk".

### SANDBRINK'S CAREER PITCHING STATISTICS

Year	Team	League	ORG	W	L	PCT	ERA	G	GS	CG	SHO	SV	SVO	IP	H	R	ER	HR	HB	BB	SO	WP	AVG
2011	AZL Giants	AZL	SF	1	0	1.000	2.53	15	0	0	0	1	2	21.1	27	10	6	3	2	3	21	2	.314
2012	San Jose	CAL	SF	2	0	1.000	3.67	12	3	0	0	0	0	34.1	35	20	14	1	0	17	26	7	.259
2012	Augusta	SAL	SF	0	0	.000	1.35	3	3	0	0	0	0	13.1	13	4	2	0	0	1	4	0	.265
Minor League Totals				3	0	1.000	2.67	30	6	0	0	1	2	69.0	75	34	22	4	2	21	51	9	.278

# 2013 FLYING SQUIRRELS



## Shawn Sanford

RHP

Height/Weight: 6-0/200  
 Bats/Throws: Right/Right  
 Born: August 28th, 1988 in Cinnaminson, NJ  
 Resides: Apollo Beach, FL  
 Acquired: Selected by Giants in 13th Round  
 2009 June MLB Draft



### THE SANFORD FILE

Flying Squirrels Debut:  
N/A

Last Team:  
San Jose Giants

### CAREER HIGHS:

IP (S): ...8.1 ..... 8/29/11 @ GVL  
 IP (R): ...7.0 ..... 6/30/12 @ LE  
 H: ...11 (x2) .....last, 6/25/12 vs. STK  
 BB: ...5 (x2) .....last, 5/30/12 @ SAC  
 SO: ...9 ..... 8/3/11 @ SAV

The 24-year old enjoyed tremendous success in 2011 with the Augusta GreenJackets (A), earning the league's Most Outstanding Pitcher Award. He finished 2nd in the circuit in both innings pitched (169.2) and ERA (2.55). He entered 2012 atop the San Jose (A+) rotation and enjoyed his finest start of the year on opening day. But the South Florida product struggled from there, and was eventually moved to the bullpen following a particularly rough start at the end of June. Although he fared better as a reliever, his overall ERA of 5.15 was more than double that of the previous season. Chalk some of that up to the environment in the California League, but it was nonetheless a tumultuous season for the righty. There was a thought that had Sanford pitched well early in San Jose last year he may have made the jump to Double-A. Entering 2013, the same scenario exists as he will more than likely have to handle the Cal League before being given a shot in Richmond.

### 2012

Spent all year with San Jose (A+) ... Started season in the rotation and was moved to bullpen after 11 starts ... Allowed six (6) or more runs in four (4) of 12 overall starts ... Best outing was opening day, pitched six shutout innings ... Move to bullpen occurred after outing on 6/25 in which he allowed eight (8) runs on a career-high tying 11 hits to Stockton ... Posted a 5.48 ERA as a starter (12 S) and 4.58 ERA as a reliever (28 G).

### 2011

Spent the entire season with Low-A Augusta ... Compiled a 10-10 record with a 2.55 ERA in 30 appearances, including 25 starts, for the GreenJackets ... Struck out 107 batters and issued 30 walks in 169.2 innings pitched ... Limited South Atlantic League batters to a .226 average (143-632) ... Tossed eight (8) scoreless innings vs. HIC on 7/29 ... Tossed 8.1 scoreless innings and allowed just one (1) hit @ GVL on 8/29 ... Posted a 3-5 mark with a 2.99 ERA, in 16 appearances, including 11 starts before the All-Star break ... Went 7-5 with a 2.17 ERA in 14 starts after the All-Star break ... Led SAL in WHIP (1.02) ... Finished 2nd in SAL in ERA (2.55) and innings pitched (169.2) ... Tied for 4th in SAL in wins (10) ... Named SAL Pitcher-of-the-Week for the week of Jun. 27-Jul. 4 ... Earned SAL Most Outstanding Pitcher Award ... Named a Mid-Season SAL All-Star ... One of only two pitchers named to SAL Postseason All-Star team.

### 2010

Pitched for Short-Season A Salem-Keizer ... Amassed a 4-3 record with four (4) saves and a 2.14 ERA in 22 appearances, including three (3) starts for the Volcanoes ... Struck out 40 batters and issued 14 walks in 42 innings ... Limited Northwest League batters to a .227 average (35-154) ... Went 2-3 with four (4) saves and a 2.25 ERA in 19 relief appearances ... Posted a 2-0 mark with a 1.93 ERA in three (3) starts.

### 2009

Began his professional career with AZL Giants (R) ... Went 0-1 with eight (8) saves and a 5.31 ERA in 21 appearances ... Struck out 31 batters and issued eight (8) walks in 20.1 innings pitched ... Posted an 0-1 mark with two (2) saves and a 10.38 ERA in 10 home appearances ... Went 0-0 with six (6) saves and a 1.54 ERA in 11 road appearances.

### PERSONAL & MISCELLANEOUS

Graduate of Cinnaminson (NJ) High School ... Named first-team All-State as a senior (2006) ... Standout high school football player who played quarterback, free safety and punter ... Earned second-team All-State honors in football as a senior ... Attended the University of South Florida ... Went 3-4 with 11 saves and a 3.10 ERA as a freshman (2007) ... Posted a 5-5 mark with 11 saves and a 5.21 ERA as a sophomore (2008) ... Went 5-4 with three (3) saves and a 4.68 ERA as a junior (2009) ... Originally drafted by the Texas Rangers in 2006 ... Selected by the Giants in the 13th round of the 2009 June draft.

### SANFORD'S CAREER PITCHING STATISTICS

Year	Team	League	ORG	W	L	PCT	ERA	G	GS	CG	SHO	SV	SVO	IP	H	R	ER	HR	HB	BB	SO	WP	AVG
2009	AZL Giants	AZL	SF	0	1	.000	5.31	21	0	0	0	8	8	20.1	26	13	12	0	0	8	31	5	.292
2010	Salem-Keizer	NOR	SF	4	3	.571	2.14	22	3	0	0	4	4	42.0	35	12	10	3	3	14	40	2	.227
2011	Augusta	SAL	SF	10	10	.500	2.55	30	25	0	0	0	0	169.2	143	60	48	10	8	30	107	5	.226
2012	Fresno	PCL	SF	0	3	.000	4.74	4	4	0	0	0	0	19.0	20	12	10	2	2	12	10	0	.278
2012	San Jose	CAL	SF	6	8	.429	5.15	40	12	0	0	2	2	101.1	113	64	58	12	3	28	65	8	.280
	Minor League Totals			20	25	.444	3.53	117	44	0	0	14	14	352.1	337	161	138	27	16	92	253	20	.250

Organization

2013 Flying Squirrels

2012: In Review

History & Records

Eastern League

SF Giants

General Info

## 2013 MEDIA & INFORMATION GUIDE



59

# 2013 FLYING SQUIRRELS

Organization

2013 Flying Squirrels

2012: In Review

History & Records

Eastern League

SF Giants

General Info



## Justin Schumer

RHP

Height/Weight: 6-0/180  
 Bats/Throws: Right/Right  
 Born: August 2nd, 1988 in Houston, TX  
 Resides: Charlotte, NC  
 Acquired: Signed by Giants as a NDAFA July 14th, 2010



### THE SCHUMER FILE

Flying Squirrels Debut:  
8/23/11 @ Altoona

Last Team:  
San Jose Giants

### CAREER HIGHS:

IP (S):...9.0.....7/21/12 vs. IE  
 IP (R):...6.0.....6/8/12 vs. STK  
 H:.....13.....6/3/12 @ STK  
 BB:.....5 (x2).....last, 8/31/11 vs. NBR  
 SO:.....7.....6/27/11 vs. CSC

Schumer joined Austin Fleet and Drew Bowlin as emergency replacements for the Squirrels in 2011 when they lost two starters in the span of three days (Eric Surkamp, Clayton Tanner) during a playoff push. The non-drafted free agent pitched admirably when called upon, helping Richmond claim their only post-season berth to date. In 2012, he returned to his previous developmental path and spent the entire season in the San Jose (A+) starting rotation. The 24-year old more than held his own in the California League as the Giants' staff struggled as a whole. He has had to earn every opportunity since signing out of UNC-Asheville and that will again be the case in 2013. A noted strike-thrower who relies on a sinker/slider combination, Schumer will be among a crowded group of right-handers competing for spots on the Richmond staff. If he isn't included on opening day, he would certainly be among the first summoned when a need arises.

### 2012

Spent all year with San Jose (A+) ... Made 23 starts and 27 appearances overall ... Tossed a career-high 141.1 innings ... Tossed six (6) no-hit innings in his first start of the season on 4/8 at Modesto.

### 2011

Pitched in both relief and rotation for Augusta (A) and Richmond (AA) ... Opened the season in Augusta rotation ... Made 12 starts and 21 appearances with Greenjackets ... Struck out a career-high seven (7) batters on 6/27 vs. Charleston ... Promoted to Richmond on 8/22 and made first Double-A start the following day (ND, 4IP, 2R, 2K) ... Was not on postseason roster.

### 2010

Appeared in three games (one start) for AZL Giants ... Made professional debut on 7/24 ... Promoted to Salem-Keizer (A-) on 8/7 ... Pitched in six games (four starts) with Salem-Keizer.

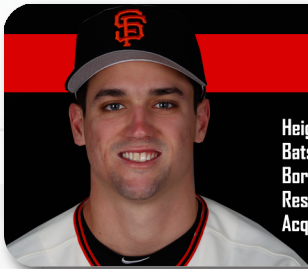
### PERSONAL & MISCELLANEOUS

Played four seasons at University of North Carolina-Asheville ... Signed as non-drafted free agent by Giants, July 14, 2010 ... Was a two-way player seeing action as an infielder and as a pitcher ... Led the team in batting average (.384), doubles (16), home runs (9) and RBI's (37) as a senior in 2010 ... Was also 2-6 with a 4.50 ERA in 15 games (10 starts) on the mound ... Struck out 49 and walked 28 in 72 innings ... Graduated East Mecklenburg high School (Charlotte, NC) ... Earned All-Mecklenburg County honors as a senior ... as a junior earned All-State, All Charlotte Observer and ncreps.com honors

### SCHUMER'S CAREER PITCHING STATISTICS

Year	Team	League	ORG	W	L	PCT	ERA	G	GS	CG	SHO	SV	SVO	IP	H	R	ER	HR	HB	BB	SO	WP	AVG
2010	AZL Giants	SF		1	0	1.000	0.00	3	1	0	0	0	0	5.2	3	0	0	0	0	4	4	1	.150
2010	Salem-Keizer	NOR	SF	1	0	1.000	1.27	6	4	0	0	0	0	21.1	16	6	3	0	2	9	14	2	.208
2011	Augusta	SAL	SF	5	5	.500	5.24	21	12	0	0	0	1	80.2	96	58	47	3	8	30	49	8	.294
2011	Richmond	EAS	SF	1	0	1.000	1.29	5	2	0	0	1	1	14.0	11	3	2	0	10	4	1	.224	
2012	San Jose	CAL	SF	7	4	.636	4.87	27	23	1	0	0	0	140.1	152	81	76	16	16	36	88	7	.277
Minor League Totals				15	9	.625	4.40	62	42	1	0	0	2	262.0	278	148	128	19	26	89	159	19	.273

# 2013 FLYING SQUIRRELS



## Jeff Soptic

RHP

Height/Weight: 6-6/220  
 Bats/Throws: Right/Right  
 Born: April 8th, 1991 in Leawood, KS  
 Resides: Leawood, KS  
 Acquired: Acquired by the Giants from Chicago (AL) in exchange for Conor Gillaspie on 2/22/13



### THE SOPTIC FILE

Flying Squirrels Debut: N/A

Last Team: Kannapolis Intimidators (CHW)

### CAREER HIGHS:

IP (S): ..... Has Never Started  
 IP (R): ..2.1 ..... 7/25/12 @ SAV  
 H: ..... 3 (x2) ..... last, 7/22/12 vs. CSC  
 BB: ..... 4 ..... 9/3/12 vs. SAV  
 SO: ..... 4 (x2) ..... 8/8/12 @ LWD

With Pablo Sandoval entrenched at third base and no immediate need for former Squirrel Conor Gillaspie, the Giants opted to ship him to the Chicago White Sox in exchange for Soptic, a hard-throwing 22-year old right-hander. Soptic is the prototypical type pitcher that the Giants pride themselves on developing. An unpolished hurler with the stuff and makeup to eventually thrive at the big league level. Soptic's fastball has rated as the best in Chicago's system each of the past two years in the estimation of *Baseball America*. He is still considered very raw, but the White Sox were pleased with the strides taken with his mechanics in his first full-season, which he spent with the Kannapolis Intimidators. Don't look for Soptic to be a Squirrel on opening day, as the Giants will almost certainly want to continue developing his delivery and array of pitches before they give him a challenge as steep as the Eastern League. He'll more than likely open with an extremely talented staff in San Jose (A+) and hope to progress to Richmond during the course of the season.

### 2012

Spent first full year with Low-A Kannapolis ... Appeared in 27 games all in relief ... Began season at Extended Spring, assigned to Kannapolis on 5/25 and did not pitch until 5/30 ... Threw a team-high 16 wild pitches ... Allowed just one home run in 43.1 innings pitched ... Pitched two or more innings in 14-of-27 outings ... Allowed a season-high five runs in 1.1 Innings on 6/29 at Rome ... was rated as having the best fastball in the White Sox organization following the season ... Struck out career-high four batters over 2.0 scoreless innings in win, 7/19 vs. CSC.

### 2011

Appeared in three games with short-season Bristol ... made professional debut on 7/30 ... was rated best fastball in organization following the season ... Did not allow an earned run in 2.2 innings pitched.

### PERSONAL & MISCELLANEOUS

Acquired by the Giants in a trade with the White Sox for 3B Conor Gillaspie on February 22, 2013 ... Selected by the white Sox in third round of the 2011 draft out of Johnson County Community College (KS) ... Graduated Shawnee Mission East High School in 2009(Ks) ... Was originally drafted in the 43rd round of the 2009 draft by Kansas City but did not sign ... Played two seasons with Johnson County Community College and reportedly turned down a scholarship offer to the University of Missouri to sign with the White Sox.

### SOPTIC'S CAREER PITCHING STATISTICS

Year	Team	League	ORG	W	L	PCT	ERA	G	GS	CG	SHO	SV	SVO	IP	H	R	ER	HR	HB	BB	SO	WP	AVG
2011	Bristol	APP	CWS	0	1	.000	0.00	3	0	0	0	1	1	2.2	2	2	0	0	1	2	2	0	.182
2012	Kannapolis	SAL	CWS	3	2	.600	5.40	27	0	0	0	0	2	43.1	26	26	26	1	5	29	36	16	.176
Minor League Totals				3	3	.500	5.09	30	0	0	0	1	3	46.0	28	28	26	1	6	31	38	16	.176

Organization

2013 Flying Squirrels

2012: In Review

History & Records

Eastern League

SF Giants

General Info



# 2013 FLYING SQUIRRELS

Organization

2013 Flying Squirrels

2012: In Review

History & Records

Eastern League

SF Giants

General Info



## Jack Snodgrass

LHP

Height/Weight: 6-6/210  
 Bats/Throws: Right/Left  
 Born: December 16th, 1987 in Bowling Green, KY  
 Resides: Bowling Green, KY  
 Acquired: Signed by Giants in 27th Round 2011 MLB June Draft



### THE SNODGRASS FILE

Flying Squirrels Debut: N/A

Last Team: San Jose Giants

### CAREER HIGHS:

IP (S): 7.0 (x5).....last, 8/11/12 @ IE  
 IP (R):...3.1.....8/11/11 vs. SPO  
 H:.....10 (x2).....last, 6/6/12 @ LAN  
 BB:.....6.....8/31/12 vs. MOD  
 SO:.....7.....6/6/12 @ LAN

Relatively unheralded out of Austin Peay State in the 2011 draft, Snodgrass jumped from Salem-Keizer (A-) to San Jose (A+) and enjoyed a sensational start to the year. He posted a 1.61 in four April starts and backed it up with a 2.80 ERA in May. Included was three-start stretch (20 IP) in which he did not allow a run. On the strength of his first half he was selected as the lone Giant on the mid-season California League All-Star team. However, things unraveled for the lefty over the rest of the year. He scuffled to a 7.46 ERA in June while conceding an average of .349 and never regained his dominant form the rest of the way, posting a second half ERA of nearly 6.00. There will be opportunities to start in Richmond in 2013, and if Snodgrass showcases that he has cured what ailed him during spring training he will be a candidate to grab a rotation spot. If not, he'll return to San Jose to try and rediscover the form that baffled hitters for the first two months of 2012.

### 2012

Spent entire season in San Jose ...Was the lone San Jose Giants representative in the 2012 California League Mid-Season All-Star Game ... Had a 2.7 GO/AO ratio and led California league with 28 double plays induced ...Was not on postseason roster; transferred to Salem-Keizer on 9/2 but did not pitch.

### 2011

Made professional debut with two scoreless innings 6/18 vs. at Spokane ... Appeared in 19 games with four (4) starts ... Placed into rotation on 8/16 and tossed five shutout innings ... Was 2-1 with a 2.37 ERA as a starter (19IP, 5ER) and 2-0 with a 4.40 ERA as reliever (28.2IP, 14ER).

### PERSONAL & MISCELLANEOUS

Drafted by the Giants in 27th round of 2011 from Austin Peay State ... Steven Jackson Snodgrass is the son of Steve and Mary Lee Snodgrass ... Has a younger brother, Lee (18) ... Graduated Bowling Green High School (KY) ... Bowling Green High School nickname is "The Purples" ... Spent three seasons at Austin Peay State ... Was 4-6 with a 3.50 ERA in 15 games (14 starts) as a redshirt senior in 2011 ... Led the team in ERA ... Missed the entire 2010 season due to a shoulder injury ... Attended Walters State Community College and transferred after freshman year ... Helped the team to the Junior College World Series in 2008.

### SNODGRASS' CAREER PITCHING STATISTICS

Year	Team	League	ORG	W	L	PCT	ERA	G	GS	CG	SHO	SV	SVO	IP	H	R	ER	HR	HB	BB	SO	WP	AVG
2011	Salem-Keizer	NOR	SF	4	1	.800	3.59	19	4	0	0	0	0	47.2	49	24	19	1	5	14	44	4	.259
2012	San Jose	CAL	SF	10	8	.556	4.62	27	26	0	0	0	0	146.0	159	84	75	7	3	57	92	6	.284
Minor League Totals				14	9	.609	4.37	46	30	0	0	0	0	193.2	208	108	94	8	8	71	136	10	.278

# 2013 FLYING SQUIRRELS



## Andrew Susac

**Height/Weight:** 6-2/208  
**Bats/Throws:** Right/Right  
**Born:** March 22nd, 1990 in Roseville, CA  
**Resides:** Roseville, CA  
**Acquired:** Signed by Giants in 2nd Round 2011 MLB June Draft



### THE SUSAC FILE

**Flying Squirrels Debut:**  
N/A

**Last Team:**  
San Jose Giants

### CAREER HIGHS:

**Runs:**... 3 (x2).....last, 7/24/12 @ BAK  
**Hits:**..... 4 ..... 8/13/12 @ LE  
**HR:**..... 1 ..... Many  
**RBI:**..... 4 (x2).....last, 8/30/12 @ LE  
**SB:**..... 1 ..... 6/22/12 @ VIS

The 23-year old Susac was the Giants second selection in the 2011 draft following Joe Panik in the first. Panik signed quickly and received the luxury of a tune-up in the Northwest League (A-) before taking on the California League (A+). Susac, who probably would have been a first round selection had he not broken his hamate bone a month before the draft, didn't get on the field due to the injury in 2011. However, he joined Panik in San Jose (A+) in 2012, his first professional season. His results were definitely mixed, as the former OSU Beaver struggled at times both at the plate and behind it. However, there were also signs of both the plus-power and athletic receiving ability he was noted for in college and he adjusted to hit .333 in August. With Tommy Joseph gone, there is a clear path in front of Susac, but with Buster Posey in the big leagues there is also no reason to rush his development. Therefore, he may get another crack at the Cal League before ascending to Richmond a couple of months into 2013.

### 2012

Spent first professional season entirely with San Jose (A+) ... Rated by BA as the #6 prospect in the San Francisco organization entering the year ... Was a non-roster invitee to major league spring training ... Threw out 32 percent (42-131) of base runners, second in the league among everyday catchers ... Hit a season-best .333 (27-81) in August with 18 RBIs ... Batted .208 (27-81) with five homeruns vs. LHP and .259 (66-255) with four homeruns vs. RHP.

### PERSONAL & MISCELLANEOUS

Selected by Giants in the 2nd round of the 2011 draft (86th overall pick) from Oregon State University ... Signed as a draft-eligible sophomore, given a \$1.1 million bonus ... Suffered broken hamate bone in left wrist (fouled off a pitch) and had surgery on 4/11/2011 ... Led OSU in home runs and was second in RBIs as a sophomore in 2011 ... Named a Cape Cod League All-Star in 2010 with the Falmouth Commodores ... Graduated Jesuit High School (CA) in 2009 ... Selected in the 16th-round of the 2009 MLB First-Year Player Draft by Philadelphia but did not sign ... Grew up a Giants fan and according to *Baseball America* he wrote a paper in grade school about his dream job of playing for the Giants.

### SUSAC'S CAREER BATTING STATISTICS

Year	Team	League	ORG	AVG	G	AB	R	H	2B	3B	HR	RBI	BB	IBB	SO	SB	CS	OBP	SLG	OPS
2012	San Jose	CAL	SF	.244	102	361	58	88	16	3	9	52	55	0	100	1	1	.351	.380	.731
	Minor League Totals			.244	102	361	58	88	16	3	9	52	55	0	100	1	1	.351	.380	.731

Organization

2013 Flying Squirrels

2012: In Review

History & Records

Eastern League

SF Giants

General Info



# 2013 FLYING SQUIRRELS

Organization

2013 Flying Squirrels

2012: In Review

History & Records

Eastern League

SF Giants

General Info



## Jose Valdez

RHP

Height/Weight: 6-7/252  
 Bats/Throws: Right/Right  
 Born: August 1st, 1988 in Sabana Palenque, DR  
 Resides: San Cristobal, DR  
 Acquired: Signed by Giants as a NDAFA June 20th, 2005



### THE VALDEZ FILE

Flying Squirrels Debut: N/A

Last Team: San Jose Giants

### CAREER HIGHS:

IP (S): 6 (x3).....last, 7/9/09 @ YAK  
 IP (R):...4.2.....8/12/06 @ AZL  
 H:.....8.....7/30/06 @ AZL  
 BB:.....6.....8/12/07 @ AZL  
 SO:.....7 (x5).....last, 7/4/09 vs. TC

After struggling in his first taste of Advanced-A in 2011, Valdez turned a corner after being demoted back to the South Atlantic League (A). He posted a 6.98 ERA in 35 appearances at San Jose to open the season in 2011, but back in August did not allow an earned run in 13.2 innings. He brought that success back to San Jose with him last year and turned in a sensational campaign highlighted by registering 78 strikeouts in 57.1 innings and posting an overall ERA of 2.83. A hard-thrower that has struggled with command in the past, the right-hander walked just 28 batters in 57.1 innings in 2012 compared with 34 in 35 innings the year prior. When he is around the zone, he is a lot to handle, with an easy whip-like delivery coming downhill from a 6-7 frame. The Giants are high on the Dominican and believe he has the stuff to pitch in the backend of the bullpen at the big league level. He should advance to Richmond to open 2013 and close games for the Squirrels at the outset of the season.

### 2012

Returned to San Jose (A+) with much more success ... Saved seven (7) games in 10 opportunities ... Led California league in SO/9IP (78/57.1) ... Did not allow a run in 34-of-53 appearances ... Posted a 3-0-6, 1.26 ERA at home (28.2 IP, 4ER) and a 3-4-1, 4.40 ERA on the road (28.2, 14ER) ... Saved lone San Jose playoff win with a scoreless inning in game one of the postseason.

### 2011

Opened the season with San Jose, demoted to Augusta (A) on 8/11 ... Struggled first time in High-A allowing 30 ER in 38 IP (6.98 ERA) ... Allowed six of those runs on 5/18 vs. Modesto ... Despite poor numbers, did not allow an earned run in 23 of the 35 appearances.

### 2010

Made 40 appearances out of the bullpen for Augusta ... Had two or more strikeouts in 23 of 40 outings ... Struck out five batters in 1.2 innings pitched on 4/13 vs. Savannah ... Did not allow a home run after outing on 4/29 vs. Hagerstown.

### 2009

Pitched entire season with Salem-Keizer (A-) ... Appeared in 16 games, including five starts ... Struck out 36 batters in 35.1 innings pitched ... Allowed one or fewer runs in 10 of 11 relief outings.

### 2008

Missed entire season due to Tommy John surgery.

### PERSONAL & MISCELLANEOUS

Signed as international free agent by Giants, June 20, 2005 ... Made his domestic debut on 6/23/06 with the AZL Giants.

### VALDEZ'S CAREER PITCHING STATISTICS

Year	Team	League	ORG	W	L	PCT	ERA	G	GS	CG	SHO	SV	SVO	IP	H	R	ER	HR	HB	BB	SO	WP	AVG
2005	DSL Giants	DSL	SF	2	1	.667	3.12	10	9	0	0	0	0	34.2	36	15	12	1	4	12	35	3	.275
2006	AZL Giants	AZL	SF	1	3	.250	7.38	12	8	0	0	0	0	39.0	48	36	32	3	5	25	40	6	.304
2007	AZL Giants	AZL	SF	0	4	.000	6.95	11	11	0	0	0	0	33.2	34	28	26	1	6	33	43	8	.262
2008	Injured	SF	SF	0	0	.000	0.00	0	0	0	0	0	0	0.0	0	0	0	0	0	0	0	0	.000
2009	Salem-Keizer	NOR	SF	3	3	.500	4.33	16	5	0	0	0	0	35.1	24	20	17	2	4	18	36	8	.188
2010	Augusta	SAL	SF	4	3	.571	3.30	40	0	0	0	1	2	60.0	57	26	22	2	4	37	68	8	.263
2011	San Jose	CAL	SF	1	0	1.000	6.98	35	0	0	0	0	0	38.2	47	31	30	4	2	34	44	8	.307
2011	Augusta	SAL	SF	0	0	.000	0.00	12	0	0	2	2	3	13.2	5	1	0	0	0	2	21	0	.109
2012	San Jose	CAL	SF	6	4	.600	2.83	53	0	0	0	7	10	57.1	52	18	18	4	3	28	78	6	.242
Minor League Totals				17	18	.486	4.52	189	33	0	0	10	15	312.1	303	175	157	17	28	189	365	47	.257



# 2013 FLYING SQUIRRELS



## Tom Vessella

LHP

Height/Weight: 6-6/205  
 Bats/Throws: Right/Left  
 Born: October 12th, 1985 in Van Nuys, CA  
 Resides: Burbank, CA  
 Acquired: Signed by Giants as a MLFA January 4th, 2011



### THE VESSELLA FILE

**Flying Squirrels Debut:**  
4/12/2011 vs. Bowie

**Last Team:**  
Richmond Flying Squirrels

### CAREER HIGHS:

IP (S): ...7.0 ..... 8/27/11 vs. ABE  
 IP (R): ...4.0 ..... 5/25/08 vs. LCO  
 H: ...10 ..... 8/3/07 vs. HVL  
 BB: ...7 ..... 8/25/11 vs. STK  
 SO: ...7 ..... 6/20/07 @ VER

Two years ago, the Giants saw something they liked in Vessella, a pitcher that had been in the Astros' system only briefly and had also struggled mightily at a pair of independent ball stops. They signed him prior to the 2011 season and began to remake the lefty with his first stop in Richmond (AA). His time with Squirrels' Pitching Coach Ross Grimsley started a journey for Vessella that saw him make stops at every full-season affiliate in the organization. Although he struggled with command and confidence in his secondary pitches, the Giants felt he had come a long way in year one. They were right, and year two - which he spent entirely with the Squirrels - showcased just how far. Although his overall numbers weren't staggering, they did represent substantial progress. Particularly limiting left-handed hitters to an average of .203. Vessella profiles as a left-handed specialist and if he continues to develop at the rapid rate he has, could realize that potential sooner rather than later. He'll come back to Richmond to continue his work with Grimsley at the beginning of 2013.

### 2012

Spent entire season in the Richmond bullpen ... Appeared in a career-high 42 games ... Led the league in GO/AO ratio (2.93) for pitchers with at least 50 innings ... Left-handers hit .203 (13-64) compared to .269 (35-130) for right-handed batters ... Did not allow a home run after the All-Star break ... Did not allow an earned run in 25 of the 42 outings ... Frequently contributed to TV show "Flying Squirrels Insider!"

### 2011

Pitched for all four full-season affiliates in the Giants organization, Triple-A Fresno, Double-A Richmond, Advanced-A San Jose and Low-A Augusta ... Began the season with the Flying Squirrels and posted a 1-1 record with a 5.54 ERA in four (4) appearances, including three (3) starts ... Struck out 12 batters and issued nine (9) walks in 13 innings pitched ... Sent down to Augusta on 5/2 ... Went 0-1 with an 8.78 ERA in 11 appearances with the Greenjackets ... Promoted to San Jose on 6/17 ... Went 3-4 with a 4.57 ERA in 18 appearances, including five (5) starts ... Struck out 30 batters and walked 26 in 45.1 innings pitched with San Jose ... Posted a 3-2 mark with a 3.55 ERA in 10 home appearances, including two (2) starts ... Went 0-2 with a 5.85 ERA in eight (8) road appearances, including three (3) starts ... Promoted to Fresno on 9/1 ... Sent down to San Jose on 9/8 ... Allowed two (2) hits and three (3) earned runs in lone playoff appearance for San Jose.

### 2010

Split the season between two independent league teams, Laredo of the United League and Evansville of the Frontier League ... Began the season with Evansville and went 0-2 with a 7.11 ERA in six (6) appearances with the Otters ... Released by Evansville on 6/7 ... Signed with Laredo on 6/30 ... Went 0-1 with a 7.99 ERA in 31 appearances with the Broncos.

### 2009

Made two starts with Lake Erie Crushers of the Frontier League ... Went 0-0 with a 7.71 ERA allowing seven (7) runs, six (6) earned on nine (9) hits in seven (7) innings pitched.

### 2008

Went 1-3 with a 6.83 ERA in six (6) appearances, including five (5) starts with Low-A Lexington in the Astros organization ... Struck out 13 batters and issued six (6) walks in 29 innings pitched ... Tossed four (4) scoreless frames vs. LCO on 5/25.

### 2007

Spent the season with Short-Season A Tri-City ... Compiled a 2-7 record with a 4.63 ERA in 15 starts for the ValleyCats ... Struck out 52 batters and issued 23 walks in 72 innings pitched ... Tossed seven (7) scoreless innings vs. ABE on 8/27 ... Posted a 1-4 mark with a 5.30 ERA in eight (8) home starts and a 1-3 record with a 3.89 ERA in seven (7) road starts.

### PERSONAL & MISCELLANEOUS

Originally selected by the Houston Astros in the 11th round of the 2006 June draft ... Attended Whittier (CA) College ... Signed by the Giants as a minor league free agent in January 2011.

### VESSELLA'S CAREER PITCHING STATISTICS

Year	Team	League	ORG	W	L	PCT	ERA	G	GS	CG	SHO	SV	SVO	IP	H	R	ER	HR	HB	BB	SO	WP	AVG	
2006	Greeneville	APP	HOU	1	5	.167	4.60	13	9	0	0	0	0	43.0	48	25	22	2	1	17	30	5	.286	
2007	Tri-City	NYP	HOU	2	7	.222	4.63	15	15	0	0	0	0	72.0	80	46	37	2	6	23	52	9	.281	
2008	Lexington	SAL	HOU	1	3	.250	6.83	6	5	0	0	0	0	29.0	38	22	22	6	3	6	13	1	.319	
2009	Lake Erie	FRN	IND	0	0	.000	7.71	2	2	-	-	-	-	7.0	9	7	6	1	2	7	4	2	.000	
2010	Laredo	UNT	IND	0	1	.000	7.99	31	0	-	-	-	-	23.2	40	24	21	4	3	9	18	4	.000	
2010	Evansville	FRN	IND	0	2	.000	7.11	6	0	-	-	-	-	6.1	8	8	5	0	1	4	1	2	.000	
2010	Richmond	EAS	SF	1	1	.500	5.54	4	3	0	0	0	1	13.0	10	8	8	1	2	9	12	0	.222	
2011	Augusta	SAL	SF	0	1	.000	8.78	11	0	0	0	0	0	13.1	17	14	13	0	4	10	8	2	.327	
2011	San Jose	CAL	SF	3	4	.429	4.57	18	5	0	0	0	0	45.1	55	27	23	2	2	26	30	6	.314	
2011	Fresno	PCL	SF	0	0	.000	0.00	1	0	0	0	0	0	0.1	0	0	0	0	0	0	0	0	.000	
2012	Richmond	EAS	SF	3	4	.429	4.10	42	0	0	0	0	2	4	52.2	48	28	24	2	3	28	45	2	.247
Minor League Totals				11	25	.306	4.99	110	37	0	0	2	5	268.2	296	170	149	15	21	119	190	25	.285	

Organization

2013 Flying Squirrels

2012: In Review

History & Records

Eastern League

SF Giants

General Info

## 2013 MEDIA & INFORMATION GUIDE



65

# 2013 FLYING SQUIRRELS

Organization

2013 Flying Squirrels

2012: In Review

History & Records

Eastern League

SF Giants

General Info



## Angel Villalona

1B/3B

Height/Weight: 6-3/240  
 Bats/Throws: Right/Right  
 Born: August 13th, 1990 in La Romana, DR  
 Resides: La Romana, DR  
 Acquired: Signed by Giants as a NFA August 16th, 2006



### THE VILLALONA FILE

Flying Squirrels Debut: N/A

Last Team: San Jose Giants

### CAREER HIGHS:

Runs:.....4 .....5/6/09 vs. BAK  
 Hits:.....4 .....5/6/09 vs. BAK  
 HR:.....1 .....Many  
 RBI:.....5 .....4/13/08 @ LEX  
 SB:.....1 .....Many

There are reclamation projects, and then there is the story of the 22-year Villalona. In 2006 he was considered a can't miss phenom in his native Dominican Republic and was receiving a then club-record bonus of 2.1 million dollars from the Giants. In 2009, he was considered the top prospect in the San Francisco system and the best power prospect the organization had produced in a decade. In 2013, he is a player who will take his first swings in a minor league game contested in the United States in more than three years. And he is notorious for all the wrong reasons after being charged with murder in his native La Romana. Those charges were eventually dropped, but legal hurdles and Visa issues had prevented Villalona to return to the states to resume his career. He has that chance in 2013, and will look to make the most of it. He should of been the Squirrels first baseman in their inaugural season of 2010. He won't be the Squirrels first baseman on opening day 2013, but if he answers the many questions surrounding his return, he could be in Richmond sooner rather than later.

### 2012

Spent the entire season with San Jose (A+), primarily as a 19-year old ... Hit.267 in 74 games with 9 HR and 42 RBIs ... Rated as the #3 prospect in the Giants system entering the season ... Charged with murder in his native La Romana, Dominican Republic after leaving San Jose due to injury in September, 2009.

### PERSONAL & MISCELLANEOUS

Received a then club-record bonus of 2.1 million dollars to sign with the Giants on August 16, 2006 ... Did not play professional from the end of 2009 season until appearing in the Dominican Summer League in 2012 ... Was denied an American Visa to return to United States prior to the 2012 season despite prevailing in a right-to-work lawsuit ... Invited to his first big league spring training in 2013.

### VILLALONA'S CAREER BATTING STATISTICS

Year	Team	League	ORG	AVG	G	AB	R	H	2B	3B	HR	RBI	BB	IBB	SO	SB	CS	OBP	SLG	OPS	
2007	AZL Giants	SF	SF	.285	52	200	40	57	12	3	5	37	15	0	42	1	1	.344	.450	.794	
2007	Salem-Keizer	NOR	SF	.167	5	12	1	2	0	0	0	1	0	0	2	1	0	.231	.167	.398	
2008	Augusta	SAL	SF	.263	123	464	64	122	29	0	17	64	18	3	118	1	2	.312	.435	.747	
2009	San Jose	CAL	SF	.267	74	292	47	78	11	0	9	42	9	2	73	0	1	.306	.397	.703	
Minor League Totals					.268	254	968	152	259	52	3	31	144	42	5	235	3	4	.316	.424	.740

# 2013 FLYING SQUIRRELS



## Joel Weeks

UTIL/C

Height/Weight: 5-9/185  
 Bats/Throws: Switch/Right  
 Born: November 30th, 1984 in Long Beach, CA  
 Resides: Cypress, CA  
 Acquired: Signed by Giants as a NDFB June 16th, 2008



### THE WEEKS FILE

**Flying Squirrels Debut:**  
4/7/2011 vs. New Britain

**Last Team:**  
Richmond Flying Squirrels

### CAREER HIGHS:

Runs: 4 (x2) .....last, 8/25/09 vs. VAN  
 Hits: 3 .....Many  
 HR: 1 .....Many  
 RBI: 4 .....6/11/11 vs. ASH  
 SB: 1 .....Many

Weeks is a rarity. A utility-infielder that also catches. After opening the 2011 season as the Flying Squirrels' shortstop, he spent the majority of the season filling a need with Augusta (A). In 2012, he returned to Richmond full time and became an extremely valuable asset for Dave Machemer, producing in spot-duty at every infield position and also behind the plate. He also showcased a flair for the dramatic providing the Squirrels with a pair of walk-off wins, each at The Diamond. The 27-year old will once again provide the value of a super-utility player in 2013 and the way the system is structured at the moment, his value would probably be at its highest with the Squirrels. With Johnny Monell slated to start the year as Richmond's primary catcher, Weeks could essentially fill two roster spots with one player should he spell Monell behind the plate and also fill in as needed behind a relatively established infield quartet.

### 2012

Spent all season with Richmond ... Played every infield position ... Made pitching debut with a scoreless inning against Reading on 6/26 ... In limited playing time (58 games) hit .233 (34-146) with two (2) home runs ... Drew bases-loaded walk in bottom of 14th to drive in GW run vs. HAR (5/17) ... Drove in game-winning run with walk-off RBI single in bottom of 13th vs. HAR (8/9).

### 2011

Split the season between Richmond and Low-A Augusta ... Began the season with the Flying Squirrels and batted .179 with two (2) RBIs in 19 games ... Sent down to Low-A Augusta on 5/13 ... Batted .295 with a HR and 25 RBIs in 54 games with the Green-Jackets ... Batted .333 (32-96) in 30 home games with 12 RBIs ... Hit just .250 (20-80) with a HR and 13 RBIs in 24 road games.

### 2010

Spent the season with Advanced-A San Jose ... Batted .277 with 4 HRs and 24 RBIs in 69 games ... Hit .253 (23-91) with nine (9) RBIs in 30 home games ... Batted .292 (52-178) with 4 HRs and 15 RBIs in 39 road games ... Went 3-5 with one (1) double and two (2) RBIs vs. STK on 7/21 ... Batted .215 with eight (8) RBIs before the All-Star break ... Hit .327 (37-113) with 4 HRs and 16 RBIs after the All-Star break ... Went 1-4 with one (1) double and one (1) RBI in the postseason as San Jose captured the Cal League championship.

### 2009

Split the season between Low-A Augusta and Short-Season A Salem-Keizer ... Hit just .040 (1-25) in 14 games with the Green-Jackets ... Sent down to Salem-Keizer on 6/20 ... Batted .294 with 4 HRs and 15 RBIs in 31 games with the Volcanoes ... Went 3-4 with one (1) double and three (3) RBIs vs. YAK on 7/24 ... Went 3-5 with one (1) double vs. EVE on 8/27 ... Amassed a .341 (14-41) average with a HR and three (3) RBIs in August.

### 2008

Began his pro career with AZL Giants (R) ... Batted .248 with no homers and 11 RBIs in 33 games with AZL Giants ... Went 3-5 with four (4) runs scored @ AZL Royals on 8/11 ... Hit .283 (13-46) with six (6) RBIs in 16 home games ... Batted just .218 (12-55) with five (5) RBIs in 17 road games.

### PERSONAL & MISCELLANEOUS

Graduate of West Torrance (CA) High School ... Two-time first-team All-Bay League selection and second-team All-CIF choice during prep career ... Attended El Camino (CA) College, Cypress (CA) College and Cal State Fullerton ... Named first-team All-Orange Empire College as an infielder with Cypress in 2006 ... Batted .322 with two (2) homers and 38 RBIs in 63 games as a senior at Fullerton in 2008 ... Hit .297 with no homers and 10 RBIs in 26 games for Fullerton in 2007 ... Helped Fullerton reach 2007 College World Series ... Signed by the Giants as a non-drafted free agent on 6/16/08.

### WEEKS' CAREER BATTING STATISTICS

Year	Team	League	ORG	AVG	G	AB	R	H	2B	3B	HR	RBI	BB	IBB	SO	SB	CS	OBP	SLG	OPS
2008	AZL Giants	SF	SF	.248	33	101	16	25	4	0	0	11	11	0	17	4	2	.325	.287	.612
2009	Augusta	SAL	SF	.040	14	25	1	1	0	0	3	4	0	8	0	0	.172	.040	.212	
2009	Salem-Keizer	NOR	SF	.294	31	102	16	30	4	0	4	15	11	0	13	1	2	.365	.451	.816
2010	San Jose	CAL	SF	.277	69	206	25	57	12	0	4	24	16	1	32	4	1	.332	.393	.725
2011	Richmond	EAS	SF	.179	19	39	2	7	1	0	0	2	3	1	9	0	1	.333	.205	.498
2011	Augusta	SAL	SF	.295	54	176	27	52	8	1	1	25	26	1	38	0	1	.380	.369	.749
2012	Richmond	EAS	SF	.333	58	146	14	34	4	0	2	19	16	2	34	0	1	.307	.301	.608
	Minor League Totals			.259	278	795	101	206	33	1	11	99	87	5	151	9	8	.332	.345	.676

Organization

2013 Flying Squirrels

2012: In Review

History & Records

Eastern League

SF Giants

General Info

## 2013 MEDIA & INFORMATION GUIDE



67

# 2013 FLYING SQUIRRELS

Organization

2013 Flying Squirrels

2012: In Review

History & Records

Eastern League

SF Giants

General Info



## Craig Westcott

RHP

Height/Weight: 6-4/225  
 Bats/Throws: Left/Right  
 Born: March 1st, 1986 in Chalmette, LA  
 Resides: Chalmette, LA  
 Acquired: Selected by Giants in the 30th Round  
 2009 June MLB Draft



### THE WESTCOTT FILE

**Flying Squirrels Debut:**  
 6/3/2010 @ New Hampshire

**Last Team:**  
 Richmond Flying Squirrels

### CAREER HIGHS:

IP (S): 8 (x2).....last, 6/5/12 @ NHM  
 IP (R):.....5.1.....5/16/11 vs. STK  
 H:.....13.....4/11/12 @ BOW  
 BB:.....6.....9/3/11 vs. RC  
 SO:.....9.....7/18/10 vs. BOW

As expected, Westcott - who spent the second half of 2010 with the Squirrels - returned to Richmond at the outset of the 2012 season. He went on to spend the entire season in the RVA and tied for the team lead (Justin Fitzgerald) in starts with 28. On the surface it would appear that it was a smooth season for Westcott in terms of injury, but that certainly wasn't the case. He dealt with lingering back pain for most of the year, and pitched through it, never missing a turn in the rotation and turning in a career-high 165 innings. His results were mixed, as the 27-year old struggled in the first and last months of the season. However in between he was arguably the Squirrels most reliable starter, posting ERAs of 3.11, 3.52 and 3.26 in the months of June, July and August respectively. The Louisiana-bred righty also excelled at the plate, batting .327 with a pair of home runs. In some systems, Westcott would probably get a shot at Triple-A to open 2013, but in the Giants' organization it takes an exemplary campaign to move on. Therefore, a return to the Richmond rotation seems likely.

### 2012

Logged a full season with Richmond ... His 28 starts tied for most on team with Justin Fitzgerald ... Batted .323 (10-31) with two (2) home runs and seven (7) RBIs ... Pitched six or more innings in 17-of-28 starts ... Tossed a season-high eight shutout innings on 6/5 vs. NH ... Won four of first five outings ... Allowed a career-high 13 hits on 4/11 vs. Bowie.

### 2011

Spent the season with Advanced-A San Jose ... Went 13-4 with a 3.42 ERA in 25 appearances, including 24 starts ... Struck out 87 batters and issued 33 walks in 155.1 innings pitched ... Tossed six (6) scoreless innings vs. MOD on 8/27 ... Tossed seven (7) scoreless frames and did not allow a hit @ STK on 5/22 ... Tossed seven (7) scoreless innings @ BAK on 5/28 ... Tossed eight (8) scoreless innings @ VIS on 7/15 ... Posted a 5-2 mark with a 4.04 ERA in 12 home appearances, including 11 starts ... Went 8-2 with a 2.92 ERA in 13 road starts ... Compiled an 8-0 record with a 2.09 ERA in 12 appearances, including 11 starts, in the first half ... Went 5-4 with a 4.61 ERA in 13 second half starts ... Tied for 1st in the California League in wins (13) ... T-2nd in the league in WHIP (1.21) ... Finished 4th in the circuit in ERA (3.42) ... Named Cal League Pitcher-of-the-Week for the week of July 11-18 ... Named Cal League Mid-Season and Postseason All-Star.

### 2010

Opened the season with San Jose, making 13 starts in the first half of the season and posting a 6-0 record and 1.83 ERA ... Named San Jose's Pitcher of the Month in both April and June ... Named to the California League mid-season All-Star team and tabbed to start the California-Carolina League All-Star Game at BB&T Coastal Field in Myrtle Beach, SC ... Struck out the side in the 1st inning of All-Star Game ... Held right-handed hitters to a .197 (28-142) average ... Made one (1) start for San Jose following the All-Star break before being promoted to Richmond ... Made 13 starts for the Flying Squirrels, including his first against Erie on 7/2 ... Final outing of the season was his finest, tossing 6.2 scoreless innings and allowing just two (2) hits to Bowie on 9/5 ... Notched a 2B and knocked in run on 7/12 @ Altoona ... Suffered first career loss on 7/7 @ Harrisburg.

### 2009

Began his professional career in the Arizona Rookie League ... Made seven (7) relief appearances for the AZL Giants, picking up four (4) wins in the process ... Finished the season with three (3) starts with Salem-Keizer (SS-A) in the Northwest League ... Named Northwest League Pitcher of the Week 8/17-8/23 ... Made a lone start for S-K in the postseason and won game three of the NWLCS, firing seven (7) scoreless innings and allowing just three (3) hits as the Volcanoes took a two-games-to-one lead in a series they eventually won in four games ... Finished the year with an unblemished 8-0 record including his playoff win.

### PERSONAL & MISCELLANEOUS

Attended Belhaven (MS) College ... Holds the Belhaven single-season records for most strikeouts (124) and shutouts (5), which he set in 2009 ... Threw two (2) no-hitters in 2009 ... Offensively, led the team with a .353 batting average and .618 slugging percentage and was 2nd on the team in HRs (11) ... Awarded the 2009 Cellular South Ferriss Trophy as Mississippi's top collegiate baseball player as voted on by Major League scouts, coaches and media members ... NAIA Second Team All-American in 2009 ... Selected as 2009 GCAC Pitcher of the Year ... Was selected by the Giants in the 30th round of the 2009 June draft.

### WESTCOTT'S CAREER PITCHING STATISTICS

Year	Team	League	ORG	W	L	PCT	ERA	G	GS	CG	SHO	SV	SVO	IP	H	R	ER	HR	HB	BB	SO	WP	AVG
2009	AZL Giants	AZL	SF	4	0	1.000	0.69	7	0	0	0	0	0	13.0	4	2	1	0	0	3	21	3	.098
2009	Salem-Keizer	NOR	SF	3	0	1.000	3.26	7	7	0	0	0	0	30.1	28	11	11	1	4	9	42	4	.241
2010	San Jose	CAL	SF	6	0	1.000	1.83	13	13	0	0	0	0	68.2	63	19	14	3	2	32	53	5	.242
2010	Richmond	EAS	SF	3	3	.500	5.13	13	13	0	0	0	0	66.2	76	42	38	9	3	28	48	4	.284
2011	San Jose	CAL	SF	13	4	.765	3.42	25	24	0	0	0	0	155.1	155	67	59	11	5	33	87	9	.262
2012	Richmond	EAS	SF	11	10	.524	4.09	28	28	1	0	0	0	165.0	181	85	75	6	3	57	68	8	.290
Minor League Totals				40	17	.702	3.57	93	85	1	0	0	0	499.0	507	226	198	30	17	162	319	33	.267



# 2013 FLYING SQUIRRELS



## Eliezer Zambrano

C

Height/Weight: 5-10/184  
 Bats/Throws: Switch/Right  
 Born: September 16th, 1986 in San Diego, VZ  
 Resides: San Diego, VZ  
 Acquired: Signed by Giants as a NDFB February 9th, 2005



### THE ZAMBRANO FILE

Flying Squirrels Debut:  
7/12/2010 @ Altoona

Last Team:  
Richmond Flying Squirrels

### CAREER HIGHS:

Runs: ... 3 (x2) ..... last, 8/23/09 vs. CSC  
 Hits: ..... 4 ..... 8/24/08 @ EUG  
 HR: ..... 1 (x2) ..... last, 7/5/2011 @ CSC  
 RBI: ..... 3 (x2) ..... last, 6/30/09 @ VAN  
 SB: ..... 1 ..... Many

Zambrano has been a familiar face in the Flying Squirrels' clubhouse over the last three seasons, although many fans probably don't know much about him. He has served as a third catcher on three different occasions, joining the Flying Squirrels from Augusta (A) in 2010, opening the season with them in 2011 and spending the entire year in the River City in 2012. He hasn't garnered much playing time at the Double-A level, but has made an impact when he finds his name on the lineup card. An organizational catcher, Zambrano is popular with Giants' pitchers for his ability behind the plate. Pitchers continually rave about his positive attitude and work ethic in all-important side and bullpen sessions and note his intelligence when it comes to helping them through issues in their delivery. He will more than likely provide value that you won't find in a box score to the Squirrels and Dave Machemer once again in 2013.

### 2012

Appeared in only 13 games all with Richmond ... Collected three hits vs. Altoona on 4/20 ... Threw out two base runners in six attempts ... Allowed one past ball.

### 2011

Split the season with the Richmond Flying Squirrels and Low-A Augusta ... Batted .217 in eight games with the Flying Squirrels with 3 RBIs ... Went 2-5 with 2 RBIs and a double on 6/12 @NH ... After being sent down, he batted .259 (14-59) in Augusta with a HR and five (5) RBIs.

### 2010

Split the season with Augusta and the Richmond Flying Squirrels ... Played 31 games and batted .170 15-88 with seven (7) RBIs ... In April batted .250 5-20 with zero homers and one RBI ... In May batted .136 3-22 with two (2) RBIs ... Went 3-4 with one double and one RBI on 4/20 against SAV ... Played five (5) games with the Squirrels and batted .278 (5-18) ... vs. left handed pitchers batted .429 but against right handed pitchers batted .182.

### 2009

Split the season with San Jose and Augusta ... Played two games for San Jose ... Played 32 games for Augusta and batted .200 (17-85) with a HR and sixteen RBIs ... In July batted .167 (7-42) with a HR and seven RBIs ... In August batted .294 (5-17) ... Played nine (9) games for Augusta and batted .227 (5-22) with two (2) RBIs.

### 2008

Played the whole season with SAV ... Batted .174 (12-69) with 11 RBIs in 22 games.

### 2007

Played the whole season with AZL Giants ... Batted .254 15-59 with five (5) RBIs in 20 games ... Batted .324 12-37 with zero homers and two RBIs in 12 home games, but batted .136 3-22 with zero homers and three RBIs in eight games.

### ZAMBRANO'S CAREER BATTING STATISTICS

Year	Team	League	ORG	AVG	G	AB	R	H	2B	3B	HR	RBI	BB	IBB	SO	SB	CS	OBP	SLG	OPS
2006	DSL Giants	DSL	SF	.292	45	120	18	35	5	2	0	16	10	0	15	10	5	.346	.367	.713
2007	AZL Giants	AZL	SF	.254	20	59	10	15	2	0	0	5	5	0	6	3	0	.343	.288	.631
2008	Salem-Keizer	NOR	SF	.174	22	69	4	12	3	0	0	11	3	0	16	0	0	.205	.217	.422
2009	San Jose	CAL	SF	.000	2	2	0	0	0	0	0	0	0	0	0	0	0	.000	.000	.000
2009	Salem-Keizer	NOR	SF	.200	32	85	11	17	2	2	1	16	5	0	9	1	2	.245	.306	.551
2009	Augusta	SAL	SF	.227	9	22	3	5	0	0	0	2	3	0	4	0	0	.346	.227	.573
2010	Augusta	SAL	SF	.170	31	88	7	15	2	0	0	7	1	0	23	1	0	.187	.193	.380
2010	Richmond	EAS	SF	.278	5	18	1	5	2	0	0	1	0	0	3	0	0	.278	.389	.667
2011	Richmond	EAS	SF	.217	8	23	4	5	2	0	0	3	1	0	5	0	0	.240	.304	.544
2011	Augusta	SAL	SF	.259	18	54	6	14	3	0	1	5	7	2	5	0	0	.344	.370	.714
2012	Richmond	EAS	SF	.238	13	21	2	5	0	0	0	3	4	0	6	0	0	.385	.238	.623
	Minor League Totals			.228	205	561	66	128	21	4	2	69	39	2	92	15	7	.284	.291	.575

Organization

2013 Flying Squirrels

2012: In Review

History & Records

Eastern League

SF Giants

General Info

## 2013 MEDIA & INFORMATION GUIDE



69

"AA" AFFILIATE



2012: IN REVIEW

FLYING  
SQUIRRELS

2013  
Media & Information Guide

# 2012: IN REVIEW



## 2012 IN REVIEW

In 2011, the Flying Squirrels proved they weren't going to fall victim to a sophomore slump, besting their efforts from the inaugural season in 2010, both on the field and off. A smoother running operation off the field and a continual effort to innovate prominently had led to an increase at the gate in 2011. Meanwhile, veteran skipper Dave Machermer had guided the club to their first postseason berth and their first appearance in the Eastern League Championship Series.

Therefore, the bar was high for 2012 as the Squirrels broke camp for their third season in the River City. Optimism was also high, as it was learned that the top-two prospects in the San Francisco Giants' system would open the season in Richmond. OF Gary Brown and C Tommy Joseph were rated as the #1 and #2 prospects by *Baseball America* in San Francisco's minor league chain. They were also expected to anchor a young Squirrels' lineup built around prospects. In the previous two seasons, the Squirrels had never featured a prospect ranked higher than 4th on BA's list of top-30 prospects.

Machermer returned to lead the club for a second season and was rejoined by Pitching Coach Ross Grimsley and Hitting Coach Ken Joyce. The talk out of spring training in Scottsdale, AZ, was that the Squirrels would have a plug-and-play lineup that should score runs in bunches. Richmond would also welcome SS Ehire Adrianza and 2B Ryan Cavan to the fold along with holdovers Chris Dominguez and Wes Hodges. Both stalwarts from the 2011 club that advanced to the ELCS. Postseason MVP Johnny Monell was also back, as was 2011 centerfielder Juan Perez. Veteran free agent signee Daniel Mayora was also expected to provide protection in the lineup for the younger hitters.

On the hill, the Squirrels had led the league in ERA in 2011. They had no reason to believe they couldn't replicate that feat in 2012, with the return of RHP Justin Fitzgerald and RHP Daryl Maday. The "Mystery Man" from the 2011 postseason had been identified as screw ball-throwing lefty Jason Stevenson and he would also join the starting rotation along with two hurlers (RHP Chris Heston, RHP Craig Westcott) that had led the California League in ERA and wins respectively.

As is generally the case, the young prospects in the Richmond order found the offensive-going tough while transitioning to the pitcher-friendly Eastern League. Brown, who had torched the California League the year prior, struggled out of the gate in April, batting .227. Joseph, battling a shoulder injury out of spring training was primarily limited to a DH role and logged just five games behind the plate. The third highly-touted Squirrels' prospect, Adrianza, also struggled, batting .228.

Meanwhile, two of the Squirrels primary starting pitchers were struggling mightily. Westcott had an ERA of 5.54 after five starts while Stevenson (6.92) had an ERA of nearly seven through his first five. Despite their struggles, the Squirrels managed a record of 12-12 in April, and also watched the emergence of their new staff-ace.

Heston had been spectacular in April, sporting an ERA of just 1.21 through his first five starts - permitting just four earned runs in the month. In the bullpen, a familiar name was prepping to take over as the team's closer. RHP Brett Bochy, the son of Giants' manager Bruce Bochy had entered the season as a curiosity, but after the first month had emerged as a relief weapon. He had not allowed a run on just five hits through his first eight outings, allowing an average of just .122.

Machermer and company exited April optimistic, and as the manager recited repeatedly, he saw tremendous potential once the younger players found their footing. It didn't happen in May, as the Squirrels' offense limped through the second month of the season. One of the veteran protectors in the lineup - Hodges - was lost with a quad injury. It would cost him nearly the entire season. Brown improved slightly over April, but still managed an average of just .258. Joseph had a fine month (.303), but suffered a concussion during the month and was limited to just 18 games. The rest of the offense floundered, as both Adrianza (.147) and Cavan (.188) posted averages under .200. Dominguez was only slightly better (.202). The end result was a 13-17 record for the month that left the Squirrels four games under .500 and 8.5 games behind division-leading Akron.

However, there was one extremely bright spot for the Squirrels in May, and that was Heston. The Floridian made five starts in the month and didn't surrender an earned run until his final start. In 35 innings, he allowed just 26 hits while striking out 34. He surrendered an average of just .208 and boasted a WHIP of 0.97. Adding to the Squirrels' frustrations at the conclusion of the month was Heston's snub by the Eastern League. The league awarded Player of the Month honors to Portland's Bryce Brentz, in the process overlooking a historic stretch on the hill for the Richmond righty.

June 11th stands as a defining moment for both the Squirrels and Brown. After struggling for the majority of the first half, Brown sought out Squirrels' hitting coach Ken Joyce on an off day for the team. After resisting swing changes during the season's first two months, Brown and Joyce spent the day reconstructing the top-prospects' swing. The results were immediate for Brown, as he embarked on a torrid stretch at the plate. On June 12th, Brown began a franchise-record 36-game on-base streak that included a pair of 12 game hit-streaks. He hit safely in 24-of-25 games, including 18 multi-

Organization

2013 Flying Squirrels

2012: In Review

History & Records

Eastern League

SF Giants

General Info

## 2013 MEDIA & INFORMATION GUIDE



71

# 2012: IN REVIEW

## 2012: SEASON IN REVIEW (Cont.)

hit games during the stretch (.427).

Around Brown, the Squirrels also saw a number of key personnel changes. A struggling Dominguez was given a change-of-scenery promotion to Fresno (AAA), as was Stevenson. Hodges continued to linger on the DL after aggravating his quad. In their place came a pair of Giants' free agent signees. Mark Miniccozzi, a former Giants' minor leaguer, rejoined the organization after a stint in independent ball. Russ Mitchell, who had been in the big leagues with the Los Angeles Dodgers in 2011, also was inked by the Giants. Both joined the club in June, and both helped fill the team's voids at first base and left field.

On the mound, Heston came back to the pack to some degree in June. His ERA for the month jumped to 4.40 after allowing just a lone earned run in May. However, June saw the emergence of another prospect arm. Lefty Mike Kickham had skipped a level out of spring training to join the Squirrels, and his eagerness to prove himself had been evident as he led the league in walks through May. In June, a relaxed Kickham posted a 1.84 ERA in five starts. That included the finest outing of his career on June 2nd, when he two-hit the Erie SeaWolves over a seven-inning complete game victory.

Through the upheaval, the Squirrels continued to struggle to string together wins. They close June with a record of 12-15 for the month, seven games under .500 for the year, and 12 games out of the division lead. They also dropped eight of their final nine games in the month.

In one of those games, the Squirrels were literally blown away. A signature moment for the franchise occurred on June 25th, while the Squirrels were hosting the New Britain Rock Cats. In the eighth inning of an afternoon affair at The Diamond, strong winds and rain began buffeting the ballpark. Soon, a tornadic-wind sent spectators and players scurrying for cover. When the weather subsided and the players reemerged there was a noticeable piece of the ballpark missing. The strong winds had blown down the left field wall at The Diamond, leaving a tangled mess for staffers to reconstruct while the team embarked on their lengthiest road trip of the summer.

July was easily the finest month of the season of the Squirrels as they pulled themselves back into wild-card contention with an 18-11 month. Leading the charge at the plate were Brown and Perez. Perez began what turned into the finest half of baseball in Squirrels' franchise history by batting .303. Brown continued his red-hot ways from June with a month for the record books. He hit .355 in the month, posting 44 hits. He grabbed the league-lead in hits while the Squirrels pulled themselves back to .500 for the year. Joining the hit parade were Mayora (.340), Nick Liles (.329) and Miniccozzi (.305). Unbeknownst to him, Joseph was preparing to say goodbye to the Giants while he hit .288 in the month with 21 RBIs. All told, the Squirrels team batting average jumped to .290 for the month, easily the loftiest total of the season.

Heston was sidelined for the majority of July with a blister issue, but the rest of the staff was there to pick him up. Kickham continued his roll with a 2.82 ERA in the month, and Westcott found his form (3.26). But it was Fitzgerald and rotation-newcomer Chris Gloor that stole the show. Fitzgerald, who was slotted as the staff-ace at the beginning of the season, finally found that form. He went 4-1 in July with a paltry ERA of 1.66. Gloor nipped at his heels, also making six starts and registering an ERA of 1.78.

The surge allowed the Squirrels a chance at returning to the postseason for the second straight season. The Akron Aeros had all but locked up the Western Division title, but the wild-card was shaping up into a race between the Squirrels and the Bowie Baysox. Richmond had dramatically upended the Baysox on the season's final day in 2011 to gain entry to the playoffs. Bowie had slumped the year prior however, and that wouldn't be the case in 2012.

On July 31st, the Squirrels were dealt the blow that in hindsight may have ended their playoff chances. The Giants went looking for a big bat to fuel what would ultimately turn into their second World Series title in three years. They targeted OF Hunter Pence of the Philadelphia Phillies. They landed him, but the price in return was Joseph. The Squirrels 21-year old leader was gone, and with him the nucleus of the clubhouse.

Led by the three-headed monster of Fitzgerald (1.59), Heston (1.66) and Kickham (2.72), the Squirrels remained competitive in the season's final full month. But the offense couldn't keep up their strong performance from July. Which was not the fault of Perez or Monell. Perez stormed towards team MVP honors by batting .365 in August with 15 RBIs. Monell subbed for Joseph and found his stroke - which had been missing most of the year. He batted .341 in August and knocked in 14 runs. But Brown slumped, and fell off by more than 100 points from July to August. He managed an average of just .247 in August. Without the spark at the top of the lineup, Richmond could muster a record of just 15-14. That wouldn't be enough to hold down Bowie, who streaked towards the wild-card spot in the west with a sizzling month of 21-9.

The Squirrels played out the string in September, finishing the season at The Diamond with a record of 70-71. Despite the lack of playoff baseball, there were still plenty of highlights for the club. Heston (2.24) won the league's ERA title and was named as the Eastern League's Pitcher of the Year. It was the first postseason award for a Flying Squirrel. Heston was also named as the right-handed starting pitcher on the league's postseason All-Star team. Kickham was named as the left-handed starter to the squad giving the Squirrels an unprecedented sweep of the pitching spots. Heston was also named as Richmond's Pitcher of the Year. Lost for much of the season in the hype surrounding Brown and Joseph, Perez had quietly put up the finest offensive season in franchise history. He was named as the team's Most Valuable Player after batting .302 with 53 RBIs. He became the first Squirrel to bat more than .300 during a season.

In a season in which attendance dipped throughout minor league baseball due to extraordinary heat in the summer months, the Squirrels more than held their own. The team reclaimed the EL's overall attendance crown, welcoming 438,002 fans to the ballpark, easily surpassing a million fans to the ballpark in their first three seasons in Richmond.

Ultimately, it was a solid if not spectacular third season for the Flying Squirrels. A season entered into with plenty of fanfare, had fizzled to some degree through the summer months. However, the goal remained entertainment in the stands and development on it, and the club could cite successes in both areas. The team had launched the first human cannonball in minor league history while also potentially launching the careers of some of the game's future stars. All of which leaves the team eager to build upon 2012 when the gates open again on April 4th, 2013.

Organization

2013 Flying Squirrels

2012: In Review

Eastern League History & Records

SF Giants

General Info



# 2012: IN REVIEW



## EASTERN LEAGUE FINAL 2012 STANDINGS

### WESTERN DIVISION

TEAM	W	L	PCT	GB	HOME	AWAY	DIV
Akron Aeros #	82	59	.582	-	46-26	36-33	53-34
Bowie Baysox @	78	64	.549	4.5	37-33	41-31	49-49
Altoona Curve	72	70	.507	10.5	44-27	28-43	46-46
<b>Richmond Flying Squirrels</b>	<b>70</b>	<b>71</b>	<b>.496</b>	<b>12.0</b>	<b>38-32</b>	<b>32-39</b>	<b>44-42</b>
Harrisburg Senators	64	78	.451	18.5	29-43	35-35	36-42
Erie SeaWolves	57	84	.404	25.0	31-39	26-45	36-51

# - Division Winner @ - Wild Card Entrant

### EASTERN DIVISION

TEAM	W	L	PCT	GB	HOME	AWAY	DIV
Trenton Thunder #	79	63	.556	--	37-34	42-29	46-36
Reading Phillies @	76	66	.535	3.0	42-29	34-37	41-30
New Britain Rock Cats	75	67	.528	4.0	37-34	38-33	47-42
Portland Sea Dogs	68	73	.482	10.5	41-30	27-43	48-58
Binghamton Mets	68	74	.479	11.0	33-37	35-37	39-39
New Hampshire Fisher Cats	61	81	.430	18.0	31-40	30-41	44-60

# - Division Winner @ - Wild Card Entrant

#### Composite Club Standings

Akron	82	59	.582	-
Trenton	79	63	.556	3.5
Bowie	78	64	.549	4.5
Reading	76	66	.535	6.5
New Britain	75	67	.528	7.5
Altoona	72	70	.507	10.5
<b>Richmond</b>	<b>70</b>	<b>71</b>	<b>.496</b>	<b>12.0</b>
Portland	68	73	.482	14.0
Binghamton	68	74	.479	14.5
Harrisburg	64	78	.451	18.5
New Hampshire	61	81	.430	21.5
Erie	57	84	.404	25.0

The Akron Aeros (Cleveland Indians) got out of the gates quickly and never looked back. They posted the best regular season record in the league and backed it up by claiming the league title.



#### 2012 EL Playoff Results

After opening the door for a Richmond run to the playoffs in 2011 with a poor month of August, the Bowie Baysox slammed it shut in 2012. Posting a 21-9 record in August, the Baysox put away the wild-card spot in the West, and secured a date with Akron, who led wire-to-wire atop the division. The Baysox then took a 2-0 lead in the WDCS at home before dramatically dropping three straight at Canal Park in Akron to lose the series.

In the East, Tony Franklin and the Trenton Thunder used a balanced and steady approach to claim the division. Meanwhile, Reading was buoyed by an unbelievable month from Darin Ruf. Ruf blasted 20 HRs in the month and drove in 36 runs as the R-Phils made the post-season in their last ride as the Phillies.

**Akron Defeats Bowie, 3-2**  
(Western Divisional Series)

**Trenton Defeats Reading, 3-1**  
(Eastern Divisional Series)

**Akron Defeats Trenton, 3-1**  
(Eastern League Championship Series)

Getting hot and taking three straight from Bowie to gain entrance to the ELCS, the Aeros had plenty left in the tank to dust the Thunder and claim the EL title. It seemed fitting, considering the Aeros had been the league's top team all season.



Organization

2013 Flying Squirrels

2012: In Review

History & Records

Eastern League

SE Giants

General Info



# 2012: IN REVIEW

Organization

2013 Flying Squirrels

2012: In Review

Eastern League History & Records

SF Giants

General Info

## 2012 EASTERN LEAGUE AWARD WINNERS

Eastern League Most Valuable Player.....	Darin Ruf, Reading
Eastern League Rookie of the Year.....	Darin Ruf, Reading
Eastern League Pitcher of the Year.....	<b>Chris Heston, Richmond</b>
Eastern League Post-Season Most Valuable Player.....	Adam Abraham, Akron
Eastern League Manager of the Year.....	Tony Franklin, Trenton

## 2012 EASTERN LEAGUE POSTSEASON ALL-STAR TEAM

RHSP.....	<b>Chris Heston, RIC</b>	SS.....	Niuman Romero, ERI
LHSP.....	<b>Mike Kickham, RIC</b>	DH.....	Chris Colabello, NBR
RP.....	Preston Guilmet, AKR	OF.....	Aaron Hicks, NBR
C.....	Tommy Joseph, RIC/REA	OF.....	Thomas Neal, AKR
1B.....	Darin Ruf, REA	OF.....	Zoilo Almonte, TRN
2B.....	Cesar Hernandez, REA	UTIL.....	Brock Holt, ALT
3B.....	Deibinson Romero, NBR		

## 2012 EASTERN LEAGUE MID-SEASON ALL-STARS

**Pitchers:** Andrew Albers - New Britain; Armando Rodriguez - Binghamton; B.J. Hermesen - New Britain; Brandon Cumpton - Altoona; **Brett Bochy - Richmond**; Brett Marshall - Trenton; Chris Hernandez - Portland; **Chris Heston - Richmond**; Daniel Rosenbaum - Harrisburg; Daniel Turpen - New Britain; Hector Nelo - Harrisburg; James Avery - Erie; Jordan Whatcott - Reading; Julio Rodriguez - Reading; Justin Friend - Reading; Kelvin Perez - Trenton; Kevin Pucetas - Harrisburg; Kyle Landis - Akron; Lisalverto Bonilla - Reading; Pedro Viola - Bowie; Sam Dyson - New Hampshire; Steven Wright - Akron; Victor Black - Altoona; Yohan Pino - New Hampshire; Zach Clark - Bowie; Zack Wheeler - Binghamton

**Catchers:** Chris Herrmann - New Britain; Ramon Cabrera - Altoona; Sebastian Valle - Reading; **Tommy Joseph - Richmond**

**1B:** Chun-Hsiu Chen - Akron; Darin Ruf - Reading; Jordan Lennerton - Erie; Mike McDade - New Hampshire

**2B:** Brock Holt - Altoona; Cesar Hernandez - Reading; Jeff Kobernus - Harrisburg; Kevin Mahoney - Trenton; Niuman Romero - Erie

**3B:** Buck Britton - Bowie; **Daniel Mayora - Richmond**; Eric Campbell - Binghamton; Jefry Marte - Binghamton; Jonathan Schoop - Bowie; Mark Sobolewski - New Hampshire

**SS:** Ryan Goins - New Hampshire; Troy Hanzawa - Reading

**OF:** Melky Mesa - Trenton; Reynaldo Rodriguez - Portland; Abraham Almonte - Trenton; Bryce Brentz - Portland; Chris Rahl - Harrisburg; Cody Johnson - Trenton; Eury Perez - Harrisburg; Leandro Castro - Reading; Robbie Widlansky - Bowie; Thomas Neal - Akron

## 2012 EASTERN LEAGUE WEEKLY AWARD WINNERS

### Batters

April 5-16.....	J.C. Linares, POR
April 16-23.....	Josh Rodriguez, BIN
April 23-30.....	Yadil Mujica, TRN
April 30-May 7.....	Ronnie Mustelier, TRN
May 7-14.....	Darin Ruf, REA
May 14-21.....	Kyle Bellows, AKR
May 21-29.....	Tyson Gillies, REA
May 29-June 4.....	Bryce Brantz, POR
June 4-11.....	Matt Den Dekker, BIN
June 11-18.....	Zoilo Almonte, TRN
June 18-25.....	Evan Bigley, NBR
June 25-JUL 2.....	Thomas Neal, AKR
July 2-9.....	Brad Glenn, NHA
July 9-16.....	<b>Daniel Mayora, RIC</b>
July 16-23.....	Jeremy Hazelbaker, POR
July 23-30.....	Adalberto Santos, ALT
July 30-August 6.....	Manny Machado, BOW
August 6-13.....	Oswaldo Arcia, NBR
August 13-20.....	Darin Ruf, REA
August 20-27.....	Bryce Brentz, POR
August 27-September 4.....	Oswaldo Arcia, NBR

### Pitchers

April 5-16.....	Greg Peavey, BIN
April 16-23.....	Daniel Rosenbaum, HAR
April 23-30.....	Tyler Cloyd, REA
April 30-May 7.....	Steven Wright, AKR
May 7-14.....	Julio Rodriguez, REA
May 14-21.....	T.J. McFarland, AKR
May 21-29.....	Chris Heston, RIC
May 29-June 4.....	David Buchanan, REA
June 4-11.....	Drake Britton, POR
June 11-18.....	Zach Clark, BOW
June 18-25.....	Jonathan Pettibone, REA
June 25-JUL 2.....	Vidal Nuno, TRN
July 2-9.....	Justin Fitzgerald, RIC
July 9-16.....	Giovanni Soto, AKR
July 16-23.....	Austin Hyatt, REA
July 23-30.....	Phil Irwin, ALT
July 30-August 6.....	Michael Kickham, RIC
August 6-13.....	Mark Cohoon, BIN
August 13-20.....	Jacob Pettit, BOW
August 20-27.....	Jameson Taillon, ALT
August 27-September 4.....	Brett Brach, AKR

# 2012: IN REVIEW



## EASTERN LEAGUE FINAL 2012 TEAM BATTING STATISTICS

TEAM	AVG	G	AB	R	H	2B	3B	HR	RBI	HBP	BB	IBB	SO	SB	CS	SLG	OBP
Reading	.274	142	4727	634	1295	256	42	109	591	69	318	9	961	73	48	.415	.325
Bowie	.265	142	4741	697	1258	266	26	125	640	57	584	11	972	117	38	.412	.350
New Britain	.262	142	4745	669	1244	236	33	109	620	59	468	13	978	84	47	.395	.333
Binghamton	.261	142	4652	619	1216	230	42	90	563	57	502	6	1048	91	55	.387	.338
Erie	.261	141	4654	577	1213	250	27	94	527	59	430	12	914	113	57	.387	.328
Akron	.260	141	4588	605	1192	263	24	83	540	65	555	7	998	87	46	.382	.345
Trenton	.260	142	4835	653	1255	261	22	162	605	63	445	10	1050	104	38	.423	.327
Altoona	.259	142	4510	605	1170	254	42	72	561	64	500	19	1019	84	66	.382	.339
New Hampshire	.259	142	4810	588	1244	252	21	121	538	51	418	19	992	145	66	.395	.322
Portland	.255	141	4689	583	1196	272	24	112	546	62	451	13	1084	105	47	.395	.326
<b>Richmond</b>	<b>.255</b>	<b>141</b>	<b>4675</b>	<b>519</b>	<b>1191</b>	<b>233</b>	<b>19</b>	<b>76</b>	<b>491</b>	<b>62</b>	<b>393</b>	<b>14</b>	<b>957</b>	<b>104</b>	<b>65</b>	<b>.361</b>	<b>.318</b>
Harrisburg	.253	142	4752	554	1204	226	31	91	497	76	338	16	1023	125	43	.371	.311

## EASTERN LEAGUE 2012 BATTING LEADERS

BATTING AVERAGE*		HITS		WALKS		OBP*	
(Min. 378 PA)						(Min. 378 PA)	
Brock Holt, ALT	.322	Ryan Goins, NHM	158	Jordan Lennerton, ERI	79	Darin Ruf, REA	.408
Darin Ruf, REA	.317	Niuman Romero, ERI	157	Aaron Hicks, NBR	79	Robbie Widlansky, BOW	.404
Robbie Widlansky, BOW	.316	Darin Ruf, REA	155	Darin Ruf, REA	65	Thomas Neal, AKR	.400
Thomas Neal, AKR	.314	<b>Gary Brown, RIC</b>	150	Robbie Widlansky, BOW	64	Chun-Hsiu Chen, AKR	.394
Chun-Hsiu Chen, AKR	.308	Robbie Widlansky, BOW	148	Antoan Richardson, BOW	61	Eric Campbell, BNG	.391

GAMES		DOUBLES		INTENTIONAL WALKS		SLG*	
						(Min. 378 PA)	
Jordan Lennerton, ERI	139	Chris Colabello, NBR	37	Mike McDade, NHM	8	Darin Ruf, REA	.620
Darin Ruf, REA	139	Robbie Widlansky, BOW	35	Jordan Lennerton, ERI	5	Almonte Zoilo, TRN	.487
Debinson Romero, NBR	138	Leandro Castro, REA	35	Robbie Widlansky, BOW	5	Matt Curry, ALT	.480
<b>Daniel Mayora, RIC</b>	<b>137</b>	Jordan Lennerton, ERI	34	Eight Players Tied	3	Jeremy Hazelbaker, POR	.479
Ryan Goins, NH	136	Matt Curry, ALT	34			Bryce Brentz, POR	.478

AT-BATS		TRIPLES		STRIKEOUTS		OPS*	
						(Min. 378 PA)	
Ryan Goins, NH	546	Cesar Hernandez, REA	11	Jordan Lennerton, ERI	141	Darin Ruf, REA	1.028
<b>Gary Brown, RIC</b>	<b>538</b>	Aaron Hicks, NBR	11	Bryce Brentz, POR	130	Thomas Neal, AKR	.867
Niuman Romero, ERI	523	Tyson Gillies, REA	8	Aaron Hicks, NBR	116	Robbie Widlansky, BOW	.850
Juan Lagares, BNG	499	Three Players Tied	6	Jeremy Hazelbaker, POR	114	Aaron Hicks, NBR	.844
Chris Colabello, NBR	496			Matt Curry, ALT	107	Jordan Lennerton, ERI	.836

PLATE APPEARANCES		HOME RUNS		STOLEN BASES		EXTRA-BASE HITS	
Ryan Goins, NHM	618	Darin Ruf, REA	38	Jeff Kobernus, HAR	42	Darin Ruf, REA	71
<b>Gary Brown, RIC</b>	<b>610</b>	Jordan Lennerton, ERI	21	Jeremy Hazelbaker, POR	33	Chris Colabello, NBR	57
Niuman Romero, ERI	593	Zoilo Almonte, TRN	21	<b>Gary Brown, RIC</b>	<b>33</b>	Jordan Lennerton, ERI	56
Darin Ruf, REA	584	Three Players Tied	19	Aaron Hicks, NBR	32	Matt Curry, ALT	50
Jordan Lennerton, ERI	582			Abraham Almonte, TRN	30	Two Players Tied	48

RUNS		RBI		CAUGHT STEALING		HIT BY PITCH	
Aaron Hicks, NBR	100	Darin Ruf, REA	104	Gary Brown, RIC	18	<b>Gary Brown, RIC</b>	19
Darin Ruf, REA	93	Chris Colabello, NBR	98	Juan Perez, RIC	15	Darin Ruf, REA	18
Chris Herrmann, NBR	91	Robbie Widlansky, BOW	93	Cesar Hernandez, REA	12	Thomas Neal, AKR	14
Chris Colabello, NBR	78	Jordan Lennerton, ERI	82	Four Players Tied	11	Chris Colabello, NBR	13
Two Players Tied	77	Debinson Romero, NBR	78			Three Players Tied	11

Organization

2013 Flying Squirrels

2012: In Review

History & Records

Eastern League

SF Giants

General Info

## 2013 MEDIA & INFORMATION GUIDE



75

# 2012: IN REVIEW

## EASTERN LEAGUE FINAL 2012 TEAM PITCHING STATISTICS

TEAM	W-L	PCT	ERA	G	GS	CG	SHO	SV	IP	H	R	ER	HR	SAC	SF	HB	BB	IBB	SO	WP	BK
Akron	82-59	.582	3.03	141	141	5	9	43	1230.2	1088	481	415	79	44	31	50	433	8	1057	61	5
<b>Richmond</b>	<b>70-71</b>	<b>.496</b>	<b>3.51</b>	<b>141</b>	<b>141</b>	<b>4</b>	<b>15</b>	<b>36</b>	<b>1252.2</b>	<b>1174</b>	<b>556</b>	<b>489</b>	<b>64</b>	<b>73</b>	<b>34</b>	<b>42</b>	<b>450</b>	<b>27</b>	<b>967</b>	<b>84</b>	<b>7</b>
Altoona	72-70	.507	3.65	142	142	3	9	34	1210.2	1162	569	491	85	39	48	83	427	0	939	72	9
Trenton	79-63	.556	3.74	142	142	0	8	36	1263.2	1291	619	525	95	41	44	63	463	29	1030	80	12
Bowie	78-64	.549	3.79	142	142	2	9	51	1249.0	1208	611	526	90	43	44	68	403	7	1019	61	3
New Britain	75-67	.528	4.00	142	142	5	10	30	1238.1	1281	604	551	114	41	45	54	401	12	930	73	9
Reading	76-66	.535	4.01	142	142	2	8	45	1224.2	1169	630	545	119	49	38	78	540	7	1051	75	3
Portland	68-73	.482	4.06	141	141	2	7	33	1225.1	1227	617	553	104	40	36	55	459	11	1013	70	2
Binghamton	68-74	.479	4.13	142	142	7	8	27	1227.2	1239	630	564	114	36	60	56	428	11	994	101	8
New Hampshire	61-81	.430	4.14	142	142	2	8	31	1259.2	1277	654	579	128	28	44	60	469	11	1013	74	2
Harrisburg	64-78	.451	4.15	142	142	4	7	39	1243.2	1281	645	574	106	60	36	61	428	20	1015	79	16
Erie	57-84	.404	4.71	141	141	7	4	30	1212.1	1281	687	634	146	28	52	74	501	6	968	74	12

## EASTERN LEAGUE 2012 PITCHING LEADERS

WINS	COMPLETE GAMES	HITS	STRIKEOUTS
Brett Marshall, TRN	13 Phil Irwin, ALT	3 Logan Darnell, NBR	193 Trevor May, REA
Brandon Cumpston, ALT	12 Eight Pitchers Tied	2 James Avery, ERI	186 <b>Mike Kickham, RIC</b>
Five Pitchers Tied	11	<b>Craig Westcott, RIC</b>	181 Julio Rodriguez, REA
		Shaefter Hall, TRN	179 <b>Chris Heston, RIC</b>
		Greg Peavey, BNG	169 <b>Justin Fitzgerald, RIC</b>

LOSSES	SHUTOUTS	RUNS	WHIP
Deck McGuire, NHM	15 14 Pitchers Tied	1 Deck McGuire, NHM	(Min. 112.0 IP) 103 <b>Chris Heston, RIC</b>
James Avery, ERI	13	Logan Darnell, NBR	91 Jacob Petit, BOW
Trevor May, REA	13	James Avery, ERI	91 Yohan Pino, NHM
Logan Darnell, NBR	12	Greg Peavey, BNG	91 Zack Wheeler, BNG
Gonzalez German, BNG	12	Trevor May, REA	87 <b>Justin Fitzgerald, RIC</b>
			1.18

ERA	SAVES	EARNED RUNS	HOLDS
(Min. 112.0 IP) <b>Chris Heston, RIC</b>	2.24 Justin Friend, REA	24 Deck McGuire, NHM	94 Lee Hyde, TRN
Steven Wright, AKR	2.44 Preston Guilmet, AKR	24 Logan Darnell, NBR	88 Pat McCoy, HAR
Vidal Nuno, TRN	2.45 Kyleer Newby, BOW	19 James Avery, ERI	83 Matt Daly, NHM
<b>Mike Kickham, RIC</b>	3.05 Hector Nelo, HAR	16 Greg Peavey, BNG	81 <b>Jake Dunning, RIC</b>
Paolo Espino, AKR	3.09 Two Pitchers Tied	14 Trevor May, REA	81 Robert Hinton, BOW
			9

GAMES	GAMES FINISHED	HOME RUNS	AVERAGE AGAINST
Vic Black, ALT	51 Preston Guilmet, AKR	39 Deck McGuire, NHM	22 Steven Wright, AKR
Preston Guilmet, AKR	50 Vic Black, ALT	38 Logan Darnell, NBR	22 <b>Mike Kickham, RIC</b>
Pat McCoy, HAR	50 Justin Friend, REA	37 Trevor May, REA	22 <b>Justin Fitzgerald, RIC</b>
Three Pitchers Tied	47 Hector Nelo, HAR	35 Darin Gorski, BNG	20 Zack Wheeler, BNG
	Kyleer Newby, BOW	30 Ramon Garcia, ERI	20 <b>Chris Heston, RIC</b>
			.230

GAMES STARTED	INNINGS PITCHED	WALKS	STRIKEOUTS/9 IP
Logan Darnell, NBR	28 <b>Craig Westcott, RIC</b>	165.0 Trevor May, REA	78 Trevor May, REA
<b>Justin Fitzgerald, RIC</b>	28 <b>Justin Fitzgerald, RIC</b>	164.2 Julio Rodriguez, REA	76 Zack Wheeler, BNG
<b>Craig Westcott, RIC</b>	28 Shaefter Hall, TRN	164.1 <b>Mike Kickham, RIC</b>	75 Julio Rodriguez, REA
Trevor May, REA	28 Brett Marshall, TRN	158.1 Steven Wright, AKR	64 <b>Chris Heston, RIC</b>
Deck McGuire, NHM	28 James Avery, ERI	158.0 Deck McGuire, NHM	62 <b>Mike Kickham, RIC</b>
			8.17

Organization

2013 Flying Squirrels

2012: In Review

Eastern League History & Records

SF Giants

General Info

# 2012: IN REVIEW



## FLYING SQUIRRELS' FINAL 2012 BATTING STATISTICS

BATTERS	AVG	G	AB	R	H	2B	3B	HR	RBI	BB	IBB	SO	SB	CS	OBP	SLG	OPS	E
Adrianza, Ehire	.220	127	451	52	99	22	5	3	32	41	2	90	16	4	.289	.310	.599	17
Anders, Luke	.202	30	89	3	18	4	0	2	9	3	1	23	0	0	.226	.315	.540	1
Brown, Gary	.279	134	538	73	150	32	2	7	42	40	1	87	33	18	.347	.385	.731	2
Cavan, Ryan	.228	129	426	44	97	13	2	10	40	32	3	89	3	3	.283	.338	.621	4
Ciriaco, Juan	.204	33	93	7	19	1	1	1	11	7	0	12	4	1	.257	.269	.526	4
Dominguez, Chris	.223	49	188	17	42	9	0	2	19	7	0	50	3	0	.254	.303	.557	4
Eshleman, John		3	0	1	0	0	0	0	0	2	0	0	0	0	1.000	1.000		
Fairley, Wendell	.220	47	109	6	24	5	0	0	9	13	0	33	1	1	.306	.266	.573	3
Flores, Jose	.231	26	52	7	12	2	0	0	2	4	0	7	2	0	.305	.269	.574	1
Hodges, Wes	.266	41	139	14	37	10	1	3	15	5	0	26	1	0	.295	.417	.712	0
Joseph, Tommy	.260	80	304	32	79	16	0	8	38	25	0	64	0	3	.313	.391	.705	4
Joseph, Tommy	.257	108	404	44	104	24	0	11	48	34	0	96	0	4	.317	.399	.715	5
Liles, Nick	.259	90	259	28	67	5	2	0	20	23	0	42	6	4	.324	.293	.617	2
Mayora, Daniel	.281	137	495	48	139	25	1	4	57	43	3	78	14	9	.345	.360	.704	27
Minicozzi, Mark	.284	81	282	35	80	19	0	8	45	32	0	64	1	2	.356	.436	.792	6
Mitchell, Russel	.207	47	140	21	29	10	0	2	12	25	1	41	0	2	.333	.321	.655	1
Monell, Johnny	.257	108	323	39	83	27	1	11	50	41	1	84	2	2	.345	.449	.794	4
Perez, Juan	.302	126	483	65	146	26	4	11	53	22	0	85	18	15	.341	.441	.782	5
Weeks, Joel	.233	58	146	14	34	4	0	2	19	16	2	34	0	1	.307	.301	.608	7
Zambrano, Eliezer	.238	13	21	2	5	0	0	0	3	4	0	6	0	0	.385	.238	.623	0
<b>Team Total</b>	<b>.255</b>	<b>141</b>	<b>4675</b>	<b>519</b>	<b>1191</b>	<b>233</b>	<b>19</b>	<b>76</b>	<b>491</b>	<b>393</b>	<b>14</b>	<b>957</b>	<b>104</b>	<b>65</b>	<b>.318</b>	<b>.361</b>	<b>.679</b>	<b>104</b>

## FLYING SQUIRRELS' 2012 INDIVIDUAL BATTING LEADERS

BATTING AVERAGE* (Min. 378 PA)		HITS		WALKS		OBP* (Min. 378 PA)	
Juan Perez	.302	Gary Brown	150	Daniel Mayora	43	Gary Brown	.347
Daniel Mayora	.281	Juan Perez	146	Johnny Monell	41	Daniel Mayora	.345
Gary Brown	.279	Daniel Mayora	139	Ehire Adrianza	41	Juan Perez	.341
Ryan Cavan	.228	Ehire Adrianza	99	Gary Brown	40	Ehire Adrianza	.289
Ehire Adrianza	.220	Ryan Cavan	97	Two Players Tied	32	Ryan Cavan	.283

GAMES		DOUBLES		INTENTIONAL WALKS		SLG* (Min. 378 PA)	
Daniel Mayora	137	Gary Brown	32	Daniel Mayora	3	Juan Perez	.441
Gary Brown	134	Johnny Monell	27	Ryan Cavan	3	Gary Brown	.385
Ryan Cavan	129	Juan Perez	26	Ehire Adrianza	2	Daniel Mayora	.360
Ehire Adrianza	127	Daniel Mayora	25	Joel Weeks	2	Ryan Cavan	.338
Juan Perez	126	Ehire Adrianza	22	Four Players Tied	1	Ehire Adrianza	.310

AT-BATS		TRIPLES		STRIKEOUTS		OPS* (Min. 378 PA)	
Gary Brown	538	Ehire Adrianza	5	Ehire Adrianza	90	Juan Perez	.782
Daniel Mayora	495	Juan Perez	4	Ryan Cavan	89	Gary Brown	.731
Juan Perez	483	Gary Brown	2	Gary Brown	87	Daniel Mayora	.704
Ehire Adrianza	451	Ryan Cavan	2	Juan Perez	85	Eliezer Zambrano	.623
Ryan Cavan	426	Nick Liles	2	Johnny Monell	84	Ryan Cavan	.621

PLATE APPEARANCES		HOME RUNS		STOLEN BASES		EXTRA-BASE HITS	
Gary Brown	610	Juan Perez	11	Gary Brown	33	Gary Brown	41
Daniel Mayora	563	Johnny Monell	11	Juan Perez	18	Juan Perez	41
Juan Perez	513	Ryan Cavan	10	Ehire Adrianza	16	Johnny Monell	39
Ehire Adrianza	512	Mark Minicozzi	8	Daniel Mayora	14	Daniel Mayora	30
Ryan Cavan	469	Tommy Joseph	8	Nick Liles	6	Ehire Adrianza	30

RUNS		RBI		CAUGHT STEALING		HIT BY PITCH	
Gary Brown	73	Daniel Mayora	57	Gary Brown	18	Gary Brown	19
Juan Perez	65	Juan Perez	53	Juan Perez	15	Daniel Mayora	11
Ehire Adrianza	52	Johnny Monell	50	Daniel Mayora	9	Juan Perez	6
Daniel Mayora	48	Mark Minicozzi	45	Ehire Adrianza	4	Johnny Monell	5
Ryan Cavan	44	Gary Brown	42	Nick Liles	4	Ehire Adrianza	4

Organization

2013 Flying Squirrels

2012: In Review

History & Records

Eastern League

SE Giants

General Info

# 2012: IN REVIEW

## FLYING SQUIRRELS' FINAL 2012 PITCHING STATISTICS

PITCHERS	W	L	ERA	G	GS	CG	SHO	SV	SVO	IP	H	R	ER	HR	HB	BB	SO	AVG
Bochy, Brett	7	3	2.53	41	0	0	0	14	22	53.1	29	15	15	3	3	18	69	.161
Dunning, Jake	5	2	4.10	44	0	0	0	0	6	68.0	74	36	31	2	4	22	53	.285
Dunnington, Jacob	0	0	1.76	13	0	0	0	0	0	15.1	12	3	3	0	1	8	18	.222
Fitzgerald, Justin	7	8	3.22	28	28	0	0	0	0	164.2	134	68	59	8	8	60	130	.225
Fleet, Austin	2	3	3.83	41	0	0	0	4	5	56.1	72	26	24	0	5	21	54	.320
Flores, Jose	0	0	13.50	1	0	0	0	0	0	0.2	1	1	1	0	0	0	0	.333
Gloor, Chris	4	5	2.81	32	13	1	0	0	0	105.2	99	36	33	7	2	29	74	.255
Heston, Chris	9	8	2.24	25	25	1	0	0	0	148.2	124	43	37	2	4	40	135	.230
Kickham, Michael	11	10	3.05	28	27	1	1	0	0	150.2	119	57	51	8	2	75	137	.219
Maday, Daryl	3	6	3.11	43	3	0	0	13	15	84.0	81	36	29	7	2	16	73	.253
Quirarte, Edwin	3	1	3.18	39	0	0	0	2	4	45.1	41	23	16	1	3	14	24	.240
Reichard, Andy	1	3	5.65	12	7	0	0	0	0	36.2	41	24	23	7	0	14	20	.275
Ronick, Ari	1	2	7.93	35	1	0	0	1	2	36.1	45	35	32	5	0	21	23	.302
Stevenson, Jason	1	5	5.81	9	9	0	0	0	0	48.0	56	34	31	4	2	15	30	.298
Vessella, Tom	3	4	4.10	42	0	0	0	2	4	52.2	48	28	24	2	3	28	45	.247
Weeks, Joel	0	0	0.00	1	0	0	0	0	0	1.0	2	0	0	0	0	1	1	.400
Westcott, Craig	11	10	4.09	28	28	1	0	0	0	165.0	181	85	75	6	3	57	68	.290
Wilson, Chris	2	1	2.66	12	0	0	0	0	0	20.1	15	6	6	1	0	11	13	.214
<b>Team Total</b>	<b>70</b>	<b>71</b>	<b>3.51</b>	<b>141</b>	<b>141</b>	<b>4</b>	<b>15</b>	<b>36</b>	<b>58</b>	<b>1252.2</b>	<b>1174</b>	<b>556</b>	<b>489</b>	<b>64</b>	<b>42</b>	<b>450</b>	<b>967</b>	<b>.252</b>

## FLYING SQUIRRELS' 2012 INDIVIDUAL PITCHING LEADERS

WINS		COMPLETE GAMES		HITS		STRIKEOUTS	
Mike Kickham	11	Craig Westcott	1	Craig Westcott	181	Mike Kickham	137
Craig Westcott	11	Mike Kickham	1	Justin Fitzgerald	134	Chris Heston	135
Chris Heston	9	Chris Heston	1	Chris Heston	124	Justin Fitzgerald	130
Brett Bochy	7	Chris Gloor	1	Mike Kickham	119	Chris Gloor	74
Justin Fitzgerald	7			Chris Gloor	99	Daryl Maday	73
LOSSES		SHUTOUTS		RUNS		WHIP (Min. 112.0 IP)	
Mike Kickham	10	Mike Kickham	1	Craig Westcott	85	Chris Heston	1.10
Craig Westcott	10			Justin Fitzgerald	68	Justin Fitzgerald	1.18
Chris Heston	8			Mike Kickham	57	Mike Kickham	1.29
Justin Fitzgerald	8			Chris Heston	43	Craig Westcott	1.44
Daryl Maday	6			Three Pitchers Tied	36	No Other Pitchers Qualify	
ERA (Min. 112.0 IP)		SAVES		EARNED RUNS		HIT BY PITCH	
Chris Heston	2.24	Brett Bochy	14	Craig Westcott	75	Justin Fitzgerald	8
Mike Kickham	3.05	Daryl Maday	13	Justin Fitzgerald	59	Austin Fleet	5
Justin Fitzgerald	3.22	Austin Fleet	4	Mike Kickham	51	Chris Heston	4
Craig Westcott	4.09	Tom Vessella	2	Chris Heston	37	Jake Dunning	4
No Other Pitchers Qualify		Edwin Quirarte	2	Chris Gloor	33	Four Other Pitchers	3
GAMES		SAVE OPPORTUNITIES		HOME RUNS		WILD PITCHES	
Jake Dunning	44	Brett Bochy	22	Justin Fitzgerald	8	Justin Fitzgerald	18
Daryl Maday	43	Daryl Maday	15	Mike Kickham	8	Chris Heston	12
Tom Vessella	42	Jake Dunning	6	Chris Gloor	7	Mike Kickham	9
Brett Bochy	41	Austin Fleet	5	Daryl Maday	7	Craig Westcott	8
Austin Fleet	41	Two Pitchers Tied	4	Andy Reichard	7	Two Other Pitchers	6
GAMES STARTED		INNINGS PITCHED		WALKS		BATTERS FACED	
Justin Fitzgerald	28	Craig Westcott	165.0	Mike Kickham	75	Craig Westcott	698
Craig Westcott	28	Justin Fitzgerald	164.2	Justin Fitzgerald	60	Justin Fitzgerald	675
Mike Kickham	27	Mike Kickham	150.2	Craig Westcott	57	Mike Kickham	630
Chris Heston	25	Chris Heston	148.2	Chris Heston	40	Chris Heston	595
Chris Gloor	13	Chris Gloor	105.2	Chris Gloor	29	Chris Gloor	429

# 2012: IN REVIEW



## FLYING SQUIRRELS' 2012 DAY-BY-DAY RESULTS

DATE	OPP	WL	SCORE	REC	POS.	GA/GB	WINNER	LOSER	SAVE	TIME	ATTN.
4/5	@NBR	L	2-3	0-1	T-4th	-1.0	French (1-0)	Fitzgerald (0-1)	Oliveros (1)	2:28	4,653
4/6 #1	@NBR	L	2-6 (7)	0-2	6th	-1.5	Hirschfeld (1-0)	Stevenson (0-1)	N/A	1:53	N/A
4/6 #2	@NBR	L	1-4 (7)	0-3	6th	-2.5	Darnell (1-0)	Westcott (0-1)	Lanigan (1)	1:47	2,478
4/7	@NBR	W	3-1 (12)	1-3	t-5th	-2.0	Gloor (1-0)	Martin (0-1)	Maday (1)	3:48	3,176
4/8	OFF DAY										
4/9	@BOW	W	5-4	2-3	4th	-1.5	Dunning (1-0)	Clark (0-1)	Maday (2)	3:01	1,145
4/10	@BOW	W	5-4	3-3	4th	-1.0	Vessella (1-0)	Pelzer (0-1)	Fleet (1)	3:05	1,219
4/11	@BOW	L	6-11	3-4	4th	-2.0	Bundy (1-1)	Westcott (0-2)	N/A	2:41	2,261
4/12	ALT	W	7-3	4-4	t-3rd	-1.0	Stevenson (1-1)	Colla (0-1)	N/A	2:16	9,560
4/13	ALT	L	0-6	4-5	4th	-2.0	Baker (2-0)	Heston (0-1)	N/A	2:28	8,169
4/14	ALT	W	1-0	5-5	t-3rd	-2.0	Kickham (1-0)	Cumpton (0-2)	Maday (3)	2:19	7,759
4/15	ALT	W	3-1	6-5	3rd	-1.0	Fitzgerald (1-1)	Pribanic (0-2)	Bochy (1)	2:54	7,691
4/16	REA	L	3-5	6-6	t-3rd	-2.0	Cloyd (2-0)	Fleet (0-1)	Rosenberg (3)	2:54	2,847
4/17	REA	L	6-19	6-7	t-3rd	-2.0	May (3-0)	Stevenson (1-2)	N/A	3:13	3,526
4/18	REA	W	2-1	7-7	3rd	-2.0	Heston (1-1)	Buchanan (1-1)	Maday (4)	2:20	6,073
4/19	@ALT	L	3-4	7-8	t-3rd	-3.0	Cumpton (1-2)	Kickham (1-1)	Welker (1)	2:33	2,402
4/20	@ALT	W	15-7	8-8	3rd	-2.0	Bochy (1-0)	Foster (0-1)	N/A	3:17	3,272
4/21	@ALT	PPD									
4/22	@ALT	L	3-8	8-9	3rd	-3.0	Welker (1-0)	Maday (0-1)	N/A	2:55	3,326
4/23	OFF DAY										
4/24	@REA	L	0-6	8-10	3rd	-4.0	Cloyd (3-0)	Stevenson (1-3)	N/A	2:27	1,847
4/25	@REA	L	0-1	8-11	3rd	-5.0	May (4-0)	Heston (1-2)	Brummett (1)	2:12	2,510
4/26	@REA	W	2-1	9-11	3rd	-4.0	Maday (1-1)	Kissock (1-1)	N/A	2:49	3,086
4/27	NBR	W	5-4 (13)	10-11	3rd	-3.5	Maday (2-1)	Lanigan (1-2)	N/A	4:12	6,010
4/28	NBR	W	5-3	11-11	3rd	-3.0	Westcott (1-2)	Hirschfeld (2-2)	Vessella (1)	2:39	3,037
4/29	NBR	L	2-5	11-12	3rd	-4.5	Darnell (3-0)	Stevenson (1-4)	Turpen (2)	2:31	5,544
4/30	BOW	W	4-2	12-12	3rd	-4.5	Heston (2-2)	McCurry (0-4)	Maday (5)	2:35	5,787
5/1	BOW	L	0-2	12-13	3rd	-5.5	Clark (2-1)	Kickham (1-2)	Burke (3)	2:29	3,016
5/2	BOW	L	3-5	12-14	3rd	-6.5	Newby (1-0)	Maday (2-2)	Burke (4)	2:47	7,418
5/3	BOW	W	6-2	13-14	3rd	-5.5	Westcott (2-2)	Bundy (1-5)	N/A	2:56	3,986
5/4	@ALT	L	7-8	13-15	3rd	-5.5	Alderson (1-0)	Ronick (0-1)	Black (1)	2:53	3,358
5/5 #1	@ALT	W	1-0 (8)	14-15	3rd	-5.0	Bochy (2-0)	Cofield (0-1)	N/A	2:14	4,637
5/5 #2	@ALT	L	1-3 (7)	14-16	3rd	-6.0	Martis (1-0)	Reichard (0-1)	Welker (3)	1:58	4,637
5/6	@ALT	L	1-4	14-17	4th	-7.0	Cumpton (4-2)	Kickham (1-3)	Alderson (3)	2:51	3,637
5/7	@HAR	W	2-0	15-17	3rd	-6.5	Fitzgerald (2-1)	Ballard (1-2)	Bochy (2)	2:35	1,621
5/8	@HAR	PPD		15-17	3rd	-7.5					
5/9	@HAR	W	8-2	16-17	3rd	-6.5	Westcott (3-2)	Demmy (2-2)	N/A	2:46	5,176
5/10	BOW	L	3-7 (11)	16-18	3rd	-7.5	Newby (2-0)	Bochy (2-1)	N/A	3:29	4,694
5/11	BOW	W	6-1	17-18	3rd	-6.5	Heston (3-2)	McCurry (0-6)	N/A	2:17	9,560
5/12	BOW	W	2-0	18-18	t-3rd	-5.5	Kickham (2-3)	Clark (2-3)	Bochy (3)	2:21	8,564
5/13	BOW	W	5-4	19-18	4th	-4.0	Fitzgerald (3-1)	Bascom (2-2)	Maday (6)	2:43	6,813
5/14	OFF DAY										
5/15	HAR	L	2-4	19-19	4th	-5.0	Frias (1-2)	Westcott (3-3)	Garcia (5)	2:32	3,848
5/16	HAR	L	1-3	19-20	4th	-5.0	Mandel (4-2)	Stevenson (1-5)	Nelo (3)	2:48	4,281
5/17	HAR	W	1-0 (14)	20-20	4th	-4.5	Bochy (3-1)	Frias (1-3)	N/A	3:51	5,362
5/18	@AKR	L	3-16	20-21	4th	-5.5	House (2-1)	Kickham (2-4)	N/A	3:02	5,697
5/19	@AKR	L	5-15	20-22	4th	-6.5	Soto (4-2)	Fitzgerald (3-2)	N/A	3:16	4,104
5/20	@AKR	L	2-3	20-23	4th	-7.5	McFarland (8-1)	Westcott (3-4)	Price (2)	2:32	3,041
5/21	@BOW	L	5-8	20-24	5th	-8.5	Petrini (2-1)	Maday (2-3)	Burke (7)	3:02	1,471
5/22	@BOW	W	3-1	21-24	5th	-7.5	Heston (4-2)	Drake (0-1)	Bochy (4)	2:18	1,284
5/23	@BOW	W	6-2	22-24	4th	-7.5	Kickham (3-4)	Clark (3-4)	N/A	3:04	2,299
5/24	@BOW	L	5-6	22-25	4th	-7.5	Burke (1-0)	Maday (2-4)	N/A	3:04	2,770
5/25	TRN	W	4-1	23-25	4th	-6.5	Westcott (4-4)	Hall (4-5)	Fleet (2)	2:21	6,689
5/26	TRN	L	0-1	23-26	4th	-6.5	Marshall (5-2)	Reichard (0-2)	Flannery (7)	2:49	9,014
5/27	TRN	W	5-2	24-26	4th	-6.0	Heston (5-2)	Nuno (0-1)	Bochy (5)	2:45	8,732
5/28	TRN	L	3-4	24-27	4th	-6.5	O'Brien (2-1)	Kickham (3-5)	Claiborne (3)	3:08	6,017
5/29	@ALT	L	1-6	24-28	4th	-7.5	Cumpton (6-4)	Fitzgerald (3-3)	N/A	2:35	2,351
5/30	@ALT	W	5-4	25-28	4th	-7.5	Westcott (5-4)	Martis (3-1)	Bochy (6)	2:54	4,268
5/31	@ALT	L	4-5 (11)	25-29	4th	-8.5	Colla (2-4)	Fleet (0-2)	N/A	3:37	2,795
6/1	ERI	L	2-3	25-30	4th	-9.0	Samuels (3-0)	Bochy (3-2)	Weinhardt (4)	2:47	6,171
6/2	ERI	W	5-0 (7)	26-30	4th	-8.5	Kickham (4-5)	Avery (5-5)	N/A	1:51	8,576
6/3	ERI	L	1-5	26-31	5th	-9.0	De La Cruz (3-5)	Fitzgerald (3-4)	N/A	2:47	6,838
6/4	OFF DAY										
6/5	@NHM	W	1-0	27-31	5th	-9.0	Westcott (6-4)	Carreno (1-3)	Vessella (2)	2:10	5,699
6/6	@NHM	L	0-3	27-32	5th	-10.0	Uviedo (3-2)	Maday (2-5)	Englebrook (1)	2:42	4,839
6/7	@NHM	W	6-3 (7)	28-32	5th	-10.0	Heston (6-2)	McGuire (2-7)	N/A	1:39	4,063
6/8	@POR	L	1-4 (8)	28-33	5th	-11.0	Kurcz (2-2)	Dunning (1-1)	N/A	2:32	4,319
6/9	@POR	L	1-3	28-34	5th	-12.0	Hernandez (3-5)	Fitzgerald (3-5)	Huntzinger (1)	2:25	5,191
6/10	@POR	W	4-3	29-34	4th	-12.0	Bochy (4-2)	Fields (1-3)	Fleet (3)	2:58	6,437
6/11	OFF DAY										
6/12	NHM	W	3-2	30-34	4th	-11.5	Reichard (1-2)	McGuire (2-8)	Bochy (7)	2:38	4,491
6/13	NHM	W	6-5 (11)	31-34	3rd	-11.0	Vessella (2-0)	Hernandez (0-3)	N/A	3:43	5,788
6/14	NHM	W	3-2 (13)	32-34	3rd	-11.0	Quirarte (1-0)	Hernandez (0-4)	N/A	4:13	7,377
6/15	POR	L	2-4	32-35	4th	-11.0	Spoone (1-1)	Gloor (1-1)	Fields (4)	2:58	7,682
6/16	POR	W	3-1	33-35	4th	-10.5	Fleet (1-2)	Martin (3-4)	Bochy (8)	2:24	8,096

Organization

2013 Flying Squirrels

2012: In Review

History & Records

Eastern League

SE Giants

General Info

## 2013 MEDIA & INFORMATION GUIDE



79

# 2012: IN REVIEW

## FLYING SQUIRRELS' 2012 DAY-BY-DAY RESULTS

DATE	OPP	W/L	SCORE	REC	POS	GA/GB	WINNER	LOSER	SAVE	TIME	ATTN
6/17	POR	W	5-4 (10)	34-35	4th	-9.0	Quirarte (2-0)	Kurcz (2-3)	N/A	2:57	8,017
6/18	OFF DAY										
6/19	@TRN	L	2-3	34-36	4th	-10.5	Orta (1-0)	Vessella (2-1)	Flannery (8)	2:42	5,174
6/20	@TRN	W	7.5 (12)	35-36	4th	-10.0	Bochy (5-2)	Dubee (2-2)	Maday (7)	3:57	4,151
6/21	@TRN	W	7-2	36-36	t-3rd	-9.0	Kickham (5-5)	Miller (0-2)	N/A	3:24	6,419
6/22	NBR	L	8-9	36-37	t-3rd	-10.0	Sattler (1-0)	Vessella (2-2)	N/A	3:19	7,083
6/23	NBR	L	1-6	36-38	4th	-10.0	Perdomo (4-4)	Reichard (1-3)	N/A	2:29	9,077
6/24	NBR	L	3-7	36-39	4th	-11.0	Darnell (6-6)	Westcott (6-5)	Turpen (5)	3:00	5,076
6/25	NBR	L	2-6 (8)	36-40	5th	-11.0	Ibarra (1-0)	Heston (6-3)	Pugh (2)	2:42	4,373
6/26	@REA	L	2-10	36-41	5th	-11.0	Hollands (2-0)	Kickham (5-6)	N/A	2:53	6,810
6/27	@REA	L	4-7	36-42	5th	-11.0	Rodriguez (5-1)	Fitzgerald (3-6)	Friend (14)	2:47	7,640
6/28	@REA	W	5-2	37-42	5th	-11.0	Maday (3-5)	Whatcott (1-1)	Bochy (9)	2:34	7,004
6/29	@REA	L	3-4	37-43	6th	-11.0	Duke (1-0)	Westcott (6-6)	Shreve (2)	2:19	5,907
7/10	@AKR	L	4-6	37-44	6th	-12.0	De La Torre (6-0)	Ronick (0-2)	Guilmet (10)	3:03	5,190
7/11	@AKR	W	6-0	38-44	6th	-11.0	Kickham (6-6)	Soto (5-5)	Bochy (10)	3:07	2,045
7/12	@AKR	W	9.5 (11)	39-44	6th	-10.0	Vessella (3-2)	Stowell (1-1)	N/A	3:52	2,206
7/13	@AKR	W	7.5	40-44	6th	-9.0	Dunning (2-1)	Brach (3-4)	Quirarte (1)	3:34	5,021
7/14	BNG	W	9-4	41-44	t-4th	-9.0	Westcott (7-6)	Peavey (3-6)	N/A	2:55	9,560
7/15	BNG	L	1.5	41-45	6th	-9.0	Wheeler (8-4)	Heston (6-4)	N/A	2:51	6,137
7/16	BNG	L	4-8	41-46	6th	-9.0	Cohoon (4-7)	Kickham (6-7)	N/A	3:10	6,744
7/17	REA	W	6-1	42-46	6th	-8.0	Fitzgerald (4-6)	Pettibone (7-6)	N/A	2:34	4,554
7/18	REA	W	7-2	43-46	t-4th	-8.0	Gloor (2-1)	Whatcott (1-3)	Maday (8)	2:48	3,769
7/19	REA	W	9-0	44-46	t-3rd	-4.5	Westcott (8-6)	Hyatt (2-3)	N/A	2:40	6,986
7/10	ALL-STAR BREAK										
7/11	ALL-STAR BREAK										
7/12	@HAR	W	12-3	45-46	3rd	-3.5	Kickham (7-7)	Holder (0-1)	N/A	3:04	4,326
7/13 #1	@HAR	W	4-0 (7)	46-46	3rd	-3.0	Fitzgerald (5-6)	Wang (0-1)	N/A	2:08	5,171
7/13 #2	@HAR	L	2-3 (7)	46-47	3rd	-3.5	Davis (7-2)	Dunning (2-2)	Nelo (13)	2:11	5,171
7/14	@HAR	W	5-4 (10)	47-47	3rd	-2.5	Bochy (6-2)	Nelo (1-3)	Quirarte (2)	3:05	5,743
7/15	@HAR	W	8-7	48-47	3rd	-1.5	Quirarte (3-0)	Davis (7-3)	Ronick (1)	3:41	2,839
7/16	ALT	W	5-3	49-47	3rd	-7.5	Heston (7-4)	Cumpton (8-8)	Maday (9)	3:12	3,413
7/17	ALT	W	10-2	50-47	2nd	-7.0	Kickham (8-7)	Alderson (4-4)	N/A	2:47	3,991
7/18	ALT	L	3-8 (7)	50-48	2nd	-8.5	McPherson (2-4)	Fitzgerald (5-7)	N/A	2:30	5,676
7/19	AKR	L	3-4	50-49	t-2nd	-9.5	Packer (1-0)	Gloor (2-2)	Guilmet (16)	2:32	6,807
7/20	AKR	W	3-2	51-49	2nd	-8.5	Westcott (9-6)	Soto (6-7)	Bochy (11)	3:22	5,888
7/21	AKR	L	1-10	51-50	t-2nd	-9.5	Espino (5-2)	Maday (3-6)	N/A	3:00	6,009
7/22	AKR	W	4-3	52-50	t-2nd	-8.5	Dunning (3-2)	Guilmet (2-2)	N/A	2:47	6,326
7/23	@BOW	W	1-0	53-50	2nd	-8.5	Fitzgerald (6-7)	Gambo (4-2)	Bochy (12)	2:26	1,289
7/24	@BOW	L	2-3	53-51	t-2nd	-9.5	Egan (3-0)	Bochy (6-3)	N/A	2:15	2,037
7/25	@BOW	L	0-4	53-52	3rd	-10.5	Clark (10-4)	Westcott (9-7)	N/A	2:47	2,433
7/26	@ERI	W	7-6 (15)	54-52	3rd	-10.0	Wilson (1-0)	Kopp (0-1)	Fleet (4)	4:25	2,096
7/27	@ERI	L	2-5	54-53	t-3rd	-10.0	Wesson (6-6)	Kickham (8-8)	N/A	2:38	3,749
7/28	@ERI	W	6-3	55-53	t-2nd	-10.5	Fitzgerald (7-7)	Cooper (2-6)	Bochy (13)	5:35	5,535
7/29	@ERI	L	6-7	55-54	t-3rd	-10.5	Weinhardt (1-2)	Quirarte (3-1)	Rondon (11)	3:04	2,498
7/30	OFF DAY										
7/31	REA	L	4-6	55-55	t-3rd	-10.5	Shreve (2-1)	Westcott (9-8)	Simon (1)	3:00	7,341
8/1	REA	L	4-7	55-56	t-3rd	-11.5	Hyatt (6-3)	Heston (7-5)	Friend (15)	3:00	3,684
8/2	REA	W	2-0	56-56	3rd	-10.5	Kickham (9-8)	May (8-9)	Bochy (14)	2:14	5,603
8/3	@HAR	L	3-4	56-57	3rd	-11.5	Broderick (1-0)	Wilson (1-1)	Davis (5)	2:51	5,769
8/4	@HAR	L	0-1	56-58	3rd	-12.0	McCoy (6-1)	Gloor (2-3)	Nelo (14)	2:25	4,487
8/5	@HAR	W	6-3 (6)	57-58	3rd	-11.0	Westcott (10-8)	Rosenbaum (7-9)	N/A	1:45	3,657
8/6	OFF DAY										
8/7	HAR	W	7-2	58-58	3rd	-10.0	Heston (8-5)	Wang (1-3)	N/A	2:43	7,147
8/8	HAR	W	6-0	59-58	3rd	-10.0	Kickham (10-8)	Pucetas (7-5)	N/A	2:27	5,378
8/9	HAR	W	2-1 (13)	60-58	3rd	-9.0	Fleet (2-2)	Tatusko (2-5)	N/A	4:32	5,275
8/10	BOW	L	3-4	60-59	3rd	-9.5	Gambo (5-4)	Gloor (2-4)	Newby (12)	3:09	5,498
8/11	BOW	L	4-6	60-60	3rd	-10.5	Wright (3-3)	Westcott (10-9)	Newby (13)	3:03	9,560
8/12	BOW	W	1-0 (10)	61-60	3rd	-9.5	Bochy (7-3)	Gurka (2-2)	N/A	2:45	7,788
8/13	OFF DAY										
8/14	@NBR	L	1-5	61-61	3rd	-10.5	Darnell (9-10)	Kickham (10-9)	N/A	2:49	4,997
8/15	@NBR	L	3-4 (10)	61-62	3rd	-11.5	Gonzalez (2-1)	Vessella (3-3)	N/A	3:05	5,268
8/16	@NBR	W	3-1	62-62	3rd	-11.5	Gloor (3-4)	Albers (4-3)	Maday (10)	2:59	5,644
8/17	BNG	W	10-3	63-62	3rd	-11.5	Westcott (11-9)	Cohoon (7-9)	N/A	2:52	3,345
8/18	BNG	W	4-0	64-62	3rd	-10.5	Heston (9-5)	Mazzoni (5-4)	N/A	2:38	3,547
8/19	BNG	L	2.5	64-63	3rd	-11.5	Kickham (10-10)	Germen (7-10)	Carpenter (1)	2:29	2,361
8/20	BOW	W	4-3	65-63	3rd	-10.5	Dunning (4-2)	Newby (5-4)	N/A	3:12	4,847
8/21	BOW	W	7-3	66-63	3rd	-9.5	Gloor (4-4)	Zagone (4-4)	N/A	2:36	7,733
8/22	BOW	L	3-9	66-64	3rd	-10.5	Gambo (7-4)	Westcott (11-10)	N/A	2:44	7,947
8/23	@ALT	L	1-2	66-65	3rd	-10.5	Colla (5-6)	Heston (9-6)	Black (9)	2:47	5,320
8/24	@ALT	W	2-1	67-65	3rd	-9.5	Kickham (11-10)	Cumpton (11-11)	Maday (11)	2:56	4,823
8/25	@ALT	L	0-3	67-66	3rd	-10.5	Johnson (2-2)	Fitzgerald (7-8)	Black (10)	3:00	5,366
8/26	@ALT	L	0-7	67-67	3rd	-10.5	Tailon (2-0)	Gloor (4-5)	Strickland (2)	2:23	5,082
8/27	HAR	W	8-6	68-67	3rd	-10.0	Wilson (2-1)	Demmy (6-8)	Maday (12)	2:54	5,826
8/28	HAR	L	1-2	68-68	3rd	-11.0	Frias (4-4)	Heston (9-7)	Tatusko (1)	2:40	5,853
8/29	HAR	W	3-2	69-68	3rd	-10.0	Dunning (5-2)	McCoy (7-3)	Maday (13)	2:48	4,381
8/30	HAR	W	5-4	70-68	3rd	-9.0	Ronick (1-2)	Nelo (1-6)	N/A	3:12	6,572
8/31	AKR	L	1-8	70-69	3rd	-10.0	Murata (3-1)	Fleet (2-3)	N/A	3:12	7,479
9/1	AKR	L	1-4 (12)	70-70	t-3rd	-11.0	Stowell (2-1)	Vessella (3-4)	Bryson (2)	3:58	5,319
9/2	AKR	CANCELLED - RAIN									
9/3	AKR	L	0-6	70-71	4th	-12.0	Brach (5-7)	Heston (9-8)	None	2:10	6,269

Organization

2013 Flying Squirrels

2012: In Review

History & Records

Eastern League

SF Giants

General Info



# 2012: IN REVIEW



## FLYING SQUIRRELS' 2012 ASSORTED RECORD/HOME RUNS

### 2012 Assorted Record

	Total	Home	Away
Akron	5-9	2-5	3-4
Altoona	9-12	5-2	4-10
Binghamton	3-3	1-2	2-1
Bowie	13-11	8-6	5-5
Erie	3-4	1-2	2-2
Harrisburg	14-6	7-3	7-3
New Britain	4-10	2-5	2-5
New Hampshire	5-1	3-0	2-1
Portland	3-3	2-1	1-2
Reading	7-9	5-4	2-5
Trenton	4-3	2-2	2-1
<b>Vs. Eastern</b>	<b>26-29</b>	<b>15-13</b>	<b>11-15</b>
<b>Vs. Western</b>	<b>44-42</b>	<b>23-19</b>	<b>21-24</b>
<b>TOTALS</b>	<b>70-71</b>	<b>38-32</b>	<b>32-39</b>
Overall Record			70-71
Vs. Eastern Division			26-29
Vs. Western Division			44-42
Day Games			14-13
Night Games			56-58
Day Games After Night			12-8
Squirrels Score 1st			57-24
Opponent Scores 1st			13-47
Games Won in Last AB			17-10
Vs. RH Starters			50-47
Vs. LH Starters			20-24
Squirrels Starter 6+ IP			48-23
Squirrels Starter 7+ IP			20-8
When Hitting a HR			42-17
When Not Hitting a HR			28-54
Outhit Opponents			51-14
Equal # of Hits			7-6
Outhit by Opponent			12-51
Commit 0 Errors			39-26
Commit 1-2 Errors			30-38
Commit 3+ Errors			1-5
Leading After 7th			53-5
Trailing After 7th			6-58
Tied After 7th			10-8
Leading After 8th			53-4
Trailing After 8th			1-59
Tied After 8th			12-3
Extra-Inning Games			13-4
Doubleheaders			1-3
Series Record			17-20-5
One-Run Games			28-23
Two-Run Games			14-11
5+ Run Games			14-16
Shutout Record			15-11
April Record			12-12
May Record			13-17
June Record			12-15
July Record			18-11
August Record			15-13
September Record			0-2
Monday Record			8-5
Tuesday Record			9-11
Wednesday Record			9-11
Thursday Record			14-8
Friday Record			8-16
Saturday Record			10-11
Sunday Record			11-9

### 2012 Home Runs Hit

DATE	OPP	BATTER	PITCHER
4/9	@ Bowie	Dominguez	Clark
4/10	@ Bowie	Perez	Wolf
4/12	vs. Altoona	Hodges	Colla
4/14	vs. Altoona	Monell	Cumpton
4/17	vs. Reading	Hodges	Ramirez
4/18	vs. Reading	Cavan	Buchanan
4/20	@ Altoona	Joseph	Pribanic
4/26	@ Reading	Cavan	Kissock
4/27	vs. New Britain	Perez	Lanigan
4/30	vs. Bowie	Joseph	McCurry
4/30	vs. Bowie	Joseph	McCurry
5/9	@ Harrisburg	Westcott	Demmy
5/9	@ Harrisburg	Weeks	McCurry
5/11	vs. Harrisburg	Dominguez	McCurry
5/12	vs. Bowie	Monell	Clark
5/12	vs. Bowie	Monell	Clark
5/19	@ Akron	Perez	Landis
5/20	@ Akron	Monell	Priest
5/23	@ Bowie	Mayora	Gleason
5/30	@ Altoona	Perez	Martis
5/31	@ Altoona	Brown	Alderson
6/3	vs. Erie	Brown	De La Cruz
6/5	@ New Hampshire	Cavan	Carreno
6/7	@ New Hampshire	Weeks	McGuire
6/10	@ Portland	Minicozzi	Fields
6/12	vs. New Hampshire	Adrianza	McGuire
6/13	vs. New Hampshire	Cavan	Loup
6/14	vs. New Hampshire	Cavan	Jenkins
6/16	vs. Portland	Minicozzi	Duarte
6/16	vs. Portland	Cavan	Duarte
6/22	vs. New Britain	Minicozzi	Hermesen
6/22	vs. New Britain	Cavan	Hermesen
6/24	vs. New Britain	Perez	Darnell
6/24	vs. New Britain	Brown	Darnell
6/27	@ Reading	Minicozzi	Rodriguez
6/27	@ Reading	Cavan	Rodriguez
6/28	@ Reading	Minicozzi	Whatcott
6/29	@ Reading	Joseph	Hyatt
7/2	@ Akron	Monell	Wright
7/3	@ Akron	Perez	Brach
7/3	@ Akron	Monell	Brach
7/4	vs. Binghamton	Joseph	Peavey
7/4	vs. Binghamton	Adrianza	Turgeon
7/6	vs. Binghamton	Brown	Cohoon
7/7	vs. Reading	Adrianza	Pettibone
7/7	vs. Reading	Mitchell	Pettibone
7/8	vs. Reading	Monell	Kissock
7/9	vs. Reading	Westcott	Hyatt
7/12	@ Harrisburg	Perez	Holder
7/12	@ Harrisburg	Joseph	Holder
7/12	@ Harrisburg	Mayora	Frias
7/13 #1	@ Harrisburg	Mitchell	Gilliam
7/14	@ Harrisburg	Cavan	Demmy
7/15	@ Harrisburg	Monell	Storen
7/17	vs. Altoona	Brown	Baker
7/18	vs. Altoona	Brown	McPherson
7/19	vs. Akron	Ciriaco	Landis
7/22	vs. Akron	Joseph	Guilmet
7/22	vs. Akron	Minicozzi	Guilmet
7/24	@ Bowie	Anders	Zagone
7/26	@ Erie	Joseph	De La Cruz
7/26	@ Erie	Anders	De La Cruz
7/26	@ Erie	Brown	De La Cruz
7/28	@ Erie	Perez	Cooper
7/28	@ Erie	Cavan	Robowski
7/29	@ Erie	Perez	Gayhart
7/29	@ Erie	Mayora	Gayhart
8/1	vs. Reading	Perez	Hyatt
8/2	vs. Reading	Mayora	May
8/18	@ Binghamton	Monell	Mazzoni
8/20	vs. Bowie	Perez	D. Bundy
8/22	vs. Bowie	Minicozzi	Belfiore
8/24	@ Altoona	Minicozzi	Cumpton
8/27	vs. Harrisburg	Hodges	Wang
8/30	vs. Harrisburg	Monell	Broderick
8/30	vs. Harrisburg	Monell	Nelo

Organization

2013 Flying Squirrels

2012: In Review

History & Records

Eastern League

SE Giants

General Info

## 2013 MEDIA & INFORMATION GUIDE



# 2012: IN REVIEW

## FLYING SQUIRRELS' 2012 ASSORTED OFFENSIVE CATEGORIES

### Regular Season Scoring Breakdown

	1st	2nd	3rd	4th	5th	6th	7th	8th	9th	EXT	TOT
<b>RIC:</b>	53	61	77	56	61	52	39	44	53	23	519
<b>OPP:</b>	51	45	48	65	79	78	78	58	37	16	556

### Regular Season Single-Game Bests

#### MULTI-HIT GAMES

BATTER	TOTAL	2-H	3-H	4-H	5+
Ehire Adrianza	22	18	4	--	--
Luke Anders	2	2	--	--	--
Gary Brown	45	37	7	1	--
Ryan Cavan	26	25	1	--	--
Juan Ciriaco	2	1	--	1	--
Chris Dominguez	11	8	2	1	--
Wendell Fairley	5	3	2	--	--
Wes Hodges	9	8	1	--	--
Tommy Joseph	20	13	5	2	--
Mike Kickham	1	1	--	--	--
Nick Liles	12	9	2	1	--
Daniel Mayora	37	30	5	2	--
Mark Minicozzi	19	13	5	1	--
Russell Mitchell	6	6	--	--	--
Johnny Monell	19	16	3	--	--
Juan Perez	46	40	4	1	1
Joel Weeks	5	3	2	--	--
Craig Westcott	2	2	--	--	--
Eliezer Zambrano	1	--	1	--	--

#### MULTI-RBI GAMES

BATTER	TOTAL	2-R	3-R	4-R	5+
Ehire Adrianza	1	1	--	--	--
Gary Brown	5	3	1	1	--
Ryan Cavan	6	5	1	--	--
Juan Ciriaco	1	1	1	--	--
Chris Dominguez	4	3	--	1	--
Wendell Fairley	2	1	1	--	--
Wes Hodges	3	2	1	--	--
Tommy Joseph	10	6	2	2	--
Mike Kickham	1	1	--	--	--
Nick Liles	3	3	--	--	--
Daniel Mayora	9	6	3	--	--
Mark Minicozzi	9	8	1	--	--
Johnny Monell	11	9	--	2	--
Juan Perez	13	10	2	1	--
Joel Weeks	5	3	2	--	--
Craig Westcott	2	2	--	--	--
Eliezer Zambrano	1	--	1	--	--

### Regular Season Pitchers at the Plate

Batter	AB	H	BB	K	SAC
Brett Bochy	3	1	--	1	--
Jake Dunning	1	0	--	--	1
Justin Fitzgerald	22	2	--	11	4
Austin Fleet	1	0	--	1	--
Chris Gloor	12	2	--	4	--
Chris Heston	22	5	1	5	--
Mike Kickham	25	8	2	5	1
Daryl Maday	4	0	--	1	1
Edwin Quirarte	--	--	--	--	--
Andy Reichard	2	1	--	--	--
Ari Ronick	--	--	--	--	--
Jason Stevenson	9	2	1	3	--
Tom Vessella	2	0	1	1	1
Craig Westcott	31	10	2	8	1
Chris Wilson	1	0	--	1	--
<b>TOTALS</b>	<b>135</b>	<b>30</b>	<b>7</b>	<b>41</b>	<b>9</b>

### Regular Season Pinch-Hitters

Batter	H	AB	AVG
Ehire Adrianza	--	--	--
Luke Anders	3	5	.600
Gary Brown	1	1	1.000
Ryan Cavan	1	4	.250
Juan Ciriaco	1	2	.500
Chris Dominguez	--	--	--
*John Eshleman	--	--	--
Wendell Fairley	0	3	.000
Jose Flores	0	3	.000
Wes Hodges	2	5	.400
Tommy Joseph	--	--	--
Nick Liles	4	12	.333
Daniel Mayora	1	4	.250
Mark Minicozzi	1	0	.000
Russell Mitchell	3	0	.000
Johnny Monell	3	9	.333
Juan Perez	--	--	--
Joel Weeks	1	4	.250
Eliezer Zambrano	0	4	.000
<b>TOTALS</b>	<b>21</b>	<b>56</b>	<b>.375</b>

Organization

2013 Flying Squirrels

2012: In Review

History & Records

Eastern League

SF Giants

General Info



# 2012: IN REVIEW



## FLYING SQUIRRELS' 2012 TRANSACTIONS

### 2012 OPENING DAY ROSTER (25 + 3 DL)

- P** Brett Bochy, Jake Dunning, Justin Fitzgerald, Austin Fleet, Chris Gloor, Chris Heston, Mike Kickham, Daryl Maday, Edwin Quirarte, Andy Reichard (DL), Ari Ronick, Jason Stevenson, Tom Vessella, Craig Westcott
- C** Tommy Joseph, Johnny Monell, Eliezer Zambrano (DL)
- INF** Ehire Adrianza, Ryan Cavan, Jose Flores, Wes Hodges, Daniel Mayora
- OF** Gary Brown, Chris Dominguez, Wendell Fairley, Nick Liles (DL), Juan Perez

#### APRIL

- 5** RHP Andy Reichard placed on the Disabled List (Plantar Fasciitis)  
OF Nick Liles placed on the Disabled List (Hamstring)  
C Eliezer Zambrano placed on the Disabled List (Patella Tendonitis)
- 18** C Johnny Monell placed on the Disabled List retroactive to April 17 (Shoulder Spasms)  
C Eliezer Zambrano activated from the Disabled List.
- 25** C Johnny Monell activated from the Disabled List (Shoulder Spasms)  
C Eliezer Zambrano placed on the Disabled List (Tendonitis)
- 26** RHP Andy Reichard activated from the Disabled List (Plantar Fasciitis)  
RHP Edwin Quirarte placed on the Disabled List (Ankle Sprain).
- 28** OF Nick Liles activated from the Disabled List (Hamstring)...IB  
Wes Hodges placed on the Disabled List (Quad Strain).

#### MAY

- 7** OF Juan Perez placed on the Disabled List retroactive to May 4 (Right Elbow Strain).
- 11** IB Wes Hodges activated from the Disabled List (Quad Strain)
- 13** C Tommy Joseph placed on the Disabled List (Concussion)  
C Eliezer Zambrano activated from the Disabled List (Tendonitis)
- 16** IB Wes Hodges placed on the Disabled List (Quad Strain).
- 18** OF Juan Perez activated from the Disabled List (Right Elbow Strain).
- 19** RHP Edwin Quirarte activated from the Disabled List (Ankle Sprain)  
RHP Andy Reichard placed on the Disabled List (Plantar Fasciitis).
- 25** C Tommy Joseph activated from the Disabled List (Concussion)  
C Eliezer Zambrano placed on the Disabled List (Patella Tendonitis).
- 26** LHP Jason Stevenson promoted to Fresno (AAA)  
RHP Andy Reichard activated from the Disabled List (Plantar Fasciitis)
- 26** C Eliezer Zambrano assigned to Extended Spring Training.
- 31** OF Chris Dominguez promoted to Fresno (AAA)  
INF Mark Minciozzi received from Augusta (Low-A).

#### JUNE

- 1** INF Jose Flores transferred to Augusta (A)
- 2** INF Juan Ciriaco received from Fresno (AAA)  
OF Wendell Fairley placed on the Disabled List (Broken Thumb)  
INF John Eshleman received from Extended Spring Training.
- 5** IB Wes Hodges activated from the Disabled List and transferred to Augusta (A).

#### JULY

- 2** RHP Andy Reichard placed on the Disabled List (Shoulder Stiffness).
- 5** RHP Jacob Dunnington received from Augusta (A).
- 7** C Tommy Joseph placed on the Temporarily Inactive List (Futures Game)  
C Eliezer Zambrano received from Extended Spring Training.
- 11** C Tommy Joseph activated from the Temporarily Inactive List (Futures Game)  
C Eliezer Zambrano placed on the Disabled List (Ankle).
- 16** INF John Eshleman placed on the Suspended List.
- 18** RHP Chris Heston placed on the Disabled List (Blister).
- 19** C Joel Weeks placed on the Disabled List (Concussion)  
C Eliezer Zambrano activated from the Disabled List.  
RHP Chris Wilson received from San Jose (A+).  
INF Luke Anders received from San Jose (A+)
- 21** INF/OF Russ Mitchell placed on the Disabled List (Ankle Sprain).
- 21** INF Juan Ciriaco promoted to Fresno (Triple-A).
- 27** C/INF Joel Weeks activated from the Disabled List (Concussion)
- 31** C Tommy Joseph traded to Philadelphia for Hunter Pence

#### AUGUST

- 1** RHP Chris Heston activated from the Disabled List (Blister)
- 3** INF/OF Russ Mitchell activated from the Disabled List (Ankle Sprain)  
LHP Ari Ronick placed on the Disabled List retroactive to 7/29
- 5** RHP Andy Reichard activated from the Disabled List and released by the San Francisco Giants.
- 10** OF Wendell Fairley activated from the Disabled List (Broken Thumb)  
C Eliezer Zambrano placed on the Disabled List
- 17** INF Wes Hodges received from Low-A Augusta  
INF/OF Russ Mitchell released by the San Francisco Giants.
- 21** LHP Ari Ronick activated from the Disabled List  
RHP Brett Bochy placed on the Disabled List (Right Shoulder Fatigue).
- 31** C Eliezer Zambrano activated from the Disabled List  
C Joel Weeks placed on the Disabled List (Shin Laceration).

Organization

2013 Flying Squirrels

2012: In Review

History & Records

Eastern League

SF Giants

General Info



# 2012: IN REVIEW

Organization

2013 Flying Squirrels

2012: In Review

Eastern League History & Records

SF Giants

General Info



## 2012 FLYING SQUIRRELS VS. THE EASTERN LEAGUE



**VS.**





**Akron Aeros**  
(Cleveland)  
5 Wins, 9 Losses



**Erie Sea Wolves**  
(Detroit)  
3 Wins, 4 Losses



**Portland Sea Dogs**  
(Boston)  
3 Wins, 3 Losses



**Altoona Curve**  
(Pittsburgh)  
9 Wins, 12 Losses



**Harrisburg Senators**  
(Washington)  
14 Wins, 6 Losses



**Reading Phillies**  
(Philadelphia)  
7 Wins, 9 Losses



**Binghamton Mets**  
(New York - NY)  
3 Wins, 3 Losses



**New Britain Rock Cats**  
(Minnesota)  
4 Wins, 10 Losses



**Trenton Thunder**  
(New York - NJ)  
4 Wins, 3 Losses



**Bowie Baysox**  
(Baltimore)  
13 Wins, 11 Losses



**N. Hampshire Fisher Cats**  
(Toronto)  
5 Wins, 1 Loss

**Overall Record:**  
**70-71**  
**4th - Western**

## 2012 FLYING SQUIRRELS VS. AKRON - FINAL BATTING STATISTICS

BATTERS	AVG	G	AB	R	H	2B	3B	HR	RBI	BB	IBB	SO	SB	CS	OBP	SLG	OPS	E
Adrianza, Ehire	.212	14	52	5	11	4	1	0	2	5	0	12	2	0	.281	.327	.608	2
Anders, Luke	.278	5	18	0	5	0	0	0	1	0	0	1	0	0	.278	.278	.556	1
Brown, Gary	.281	13	57	7	16	6	0	0	2	4	1	9	2	2	.339	.386	.725	0
Cavan, Ryan	.200	11	35	2	7	0	0	0	2	4	0	12	0	0	.275	.200	.475	1
Ciriaco, Juan	.400	2	5	1	2	0	1	1	3	2	0	0	1	0	.571	1.400	1.971	0
Dominguez, Chris	.231	3	13	0	3	1	0	0	0	0	0	6	0	0	.231	.308	.538	0
Fairley, Wendell	.091	4	11	0	1	0	0	0	0	0	0	4	0	0	.091	.091	.182	0
Flores, Jose	.500	1	4	0	2	0	0	0	0	0	0	0	0	0	.500	1.000	1.000	0
Hodges, Wes	.083	3	12	0	1	0	0	0	0	0	0	2	0	0	.083	.083	.167	0
Joseph, Tommy	.290	8	31	3	9	1	0	1	6	3	0	8	0	1	.353	.419	.772	0
Liles, Nick	.333	12	45	7	15	0	1	0	7	5	0	6	1	0	.400	.378	.778	1
Mayora, Daniel	.212	13	52	2	11	2	0	0	6	0	0	10	0	0	.250	.250	.500	3
Minicozzi, Mark	.156	8	32	2	5	1	0	1	4	2	0	11	0	0	.206	.281	.487	1
Mitchell, Russell	.200	4	10	3	2	1	0	0	1	4	0	3	0	0	.429	.300	.729	0
Monell, Johnny	.375	11	40	8	15	5	0	3	6	4	0	12	0	0	.432	.725	1.157	0
Perez, Juan	.263	14	57	7	15	2	0	2	3	3	0	11	3	3	.311	.404	.715	0
Weeks, Joel	.250	3	8	1	2	0	0	0	1	2	0	0	0	0	.400	.250	.650	0
Zambrano, Eliezer	.167	3	6	1	1	0	0	0	0	0	0	2	0	0	.167	.167	.333	0
<b>Team Total</b>	<b>.252</b>	<b>14</b>	<b>488</b>	<b>49</b>	<b>123</b>	<b>23</b>	<b>3</b>	<b>8</b>	<b>44</b>	<b>38</b>	<b>1</b>	<b>109</b>	<b>9</b>	<b>6</b>	<b>.311</b>	<b>.361</b>	<b>.672</b>	<b>11</b>

## 2012 FLYING SQUIRRELS VS. AKRON - FINAL PITCHING STATISTICS

PITCHERS	W-L	ERA	G	GS	CG	SHO	SV	SVO	IP	H	R	ER	HR	HB	BB	SO	AVG
Bochy, Brett	0-0	0.00	4	0	0	0	2	3	5.0	3	0	0	0	1	1	6	0.80
Dunning, Jake	2-0	4.26	6	0	0	0	0	0	12.2	14	7	6	0	1	4	10	1.42
Dunnington, Jacob	0-0	0.00	1	0	0	0	0	0	0.2	1	0	0	0	0	1	1	3.00
Fitzgerald, Justin	0-1	8.68	2	2	0	0	0	0	9.1	13	9	9	1	1	6	8	2.04
Fleet, Austin	0-1	8.53	4	0	0	0	0	0	6.1	10	7	6	0	1	5	7	2.37
Flores, Jose	0-0	13.50	1	0	0	0	0	0	0.2	1	1	1	1	0	0	0	1.50
Gloor, Chris	0-1	1.13	4	3	0	0	0	0	16.0	15	5	2	0	1	4	13	1.19
Heston, Chris	0-1	5.79	2	2	0	0	0	0	9.1	14	7	6	0	0	3	7	1.82
Kickham, Michael	1-1	5.40	4	3	0	0	0	0	18.1	19	12	11	3	0	9	16	1.53
Maday, Daryl	0-1	2.79	5	1	0	0	0	0	9.2	12	8	3	2	0	2	9	1.45
Quirarte, Edwin	0-0	3.52	7	0	0	0	1	1	7.2	11	5	3	0	0	2	7	1.70
Reichard, Andy	0-0	27.00	1	0	0	0	0	0	0.2	4	2	2	0	0	1	0	7.50
Ronick, Ari	0-1	47.25	5	0	0	0	0	0	2.2	9	15	14	1	0	7	3	6.00
Vessella, Tom	1-1	3.18	5	0	0	0	0	0	5.2	6	3	2	0	1	4	2	1.76
Westcott, Craig	1-1	2.37	3	3	0	0	0	0	19.0	21	6	5	1	1	9	8	1.58
Wilson, Chris	0-0	0.00	2	0	0	0	0	0	3.1	1	0	0	0	0	2	1	0.90
<b>Team Total</b>	<b>5-9</b>	<b>4.96</b>	<b>14</b>	<b>14</b>	<b>0</b>	<b>1</b>	<b>3</b>	<b>4</b>	<b>127.0</b>	<b>154</b>	<b>87</b>	<b>70</b>	<b>9</b>	<b>7</b>	<b>60</b>	<b>98</b>	<b>1.69</b>



# 2012: IN REVIEW



## 2012 FLYING SQUIRRELS VS. ALTOONA - FINAL BATTING STATISTICS

BATTERS	AVG	G	AB	R	H	2B	3B	HR	RBI	BB	IBB	SO	SB	CS	OBP	SLG	OPS	E
Adrianza, Ehire	.174	20	69	8	12	4	1	0	9	8	0	14	1	0	.275	.261	.536	2
Anders, Luke	.000	2	5	0	0	0	0	0	0	0	0	1	0	0	.000	.000	.000	0
Bochy, Brett	.333	5	3	1	1	0	0	0	1	0	0	1	0	0	.333	.333	.667	0
Brown, Gary	.225	20	71	11	16	1	1	3	10	6	0	9	8	3	.333	.394	.728	0
Cavan, Ryan	.200	21	70	4	14	5	1	0	6	8	0	12	0	0	.282	.300	.582	0
Ciriaco, Juan	.333	1	3	1	1	0	0	0	1	1	0	0	1	0	.500	.333	.833	0
Dominguez, Chris	.205	12	44	5	9	0	0	0	1	2	0	10	1	0	.239	.205	.444	2
Dunning, Jake		8	0	0	0	0	0	0	0	0	0	0	0	0			.000	0
Dunnington, Jacob		2	0	0	0	0	0	0	0	0	0	0	0	0			.000	0
Fairley, Wendell	.130	11	23	0	3	1	0	0	1	6	0	6	1	0	.310	.174	.484	0
Fitzgerald, Justin	.125	5	8	0	1	0	0	0	1	0	0	3	0	0	.125	.125	.250	0
Fleet, Austin	.000	7	1	0	0	0	0	0	0	0	0	1	0	0	.000	.000	.000	0
Flores, Jose	.222	8	9	2	2	1	0	0	0	2	0	4	1	0	.364	.333	.697	0
Gloor, Chris	.000	4	2	0	0	0	0	0	0	0	0	0	0	0	.000	.000	.000	0
Heston, Chris	.111	4	9	0	1	0	0	0	0	0	0	2	0	0	.111	.111	.222	0
Hodges, Wes	.333	10	36	3	12	3	0	1	5	1	0	6	1	0	.351	.500	.851	0
Joseph, Tommy	.319	12	47	4	15	4	0	1	6	1	0	3	0	0	.340	.468	.808	0
Kickham, Michael	.300	5	10	1	3	1	0	0	1	1	0	3	0	0	.364	.400	.764	0
Liles, Nick	.118	11	17	1	2	0	0	0	1	3	0	3	0	0	.250	.118	.368	0
Maday, Daryl	.000	6	1	0	0	0	0	0	0	0	0	0	0	0	.000	.000	.000	0
Mayora, Daniel	.343	20	70	10	24	6	0	0	9	8	0	7	1	1	.413	.429	.841	4
Minicozzi, Mark	.385	7	26	2	10	1	0	1	3	1	0	6	0	0	.429	.538	.967	0
Mitchell, Russell	.000	2	3	1	0	0	0	0	0	3	0	2	0	0	.500	.000	.500	0
Monell, Johnny	.216	14	37	6	8	3	0	1	4	9	0	10	0	1	.375	.378	.753	0
Perez, Juan	.273	17	66	11	18	4	0	1	5	4	0	13	3	2	.333	.379	.712	1
Quirarte, Edwin		5	0	0	0	0	0	0	0	0	0	0	0	0			.000	0
Reichard, Andy	.500	2	2	0	1	0	0	0	0	0	0	0	0	0	.500	.500	1.000	0
Ronick, Ari		8	0	0	0	0	0	0	0	0	0	0	0	0			.000	0
Stevenson, Jason	.200	2	5	0	1	0	0	0	1	0	0	1	0	0	.200	.200	.400	1
Vessella, Tom	.000	8	1	0	0	0	0	0	0	0	0	1	0	0	.000	.000	.000	0
Weeks, Joel	.105	9	19	1	2	0	0	0	0	0	0	5	0	0	.105	.105	.211	0
Westcott, Craig	.500	2	4	0	2	0	0	0	1	0	0	1	0	0	.500	.500	1.000	0
Wilson, Chris		1	0	0	0	0	0	0	0	0	0	0	0	0			.000	0
Zambrano, Eliezer	.429	2	7	1	3	0	0	0	3	2	0	0	0	0	.600	.429	1.029	0
<b>Team Total</b>	<b>.241</b>	<b>21</b>	<b>668</b>	<b>73</b>	<b>161</b>	<b>34</b>	<b>3</b>	<b>8</b>	<b>69</b>	<b>66</b>	<b>0</b>	<b>124</b>	<b>18</b>	<b>7</b>	<b>.321</b>	<b>.337</b>	<b>.658</b>	<b>10</b>

## 2012 FLYING SQUIRRELS VS. ALTOONA - FINAL PITCHING STATISTICS

PITCHERS	W-L	ERA	G	GS	CG	SHO	SV	SVO	IP	H	R	ER	HR	HB	BB	SO	AVG
Bochy, Brett	2-0	0.00	5	0	0	0	2	3	8.0	2	0	0	0	0	1	11	.077
Dunning, Jake	0-0	2.45	8	0	0	0	0	0	11.0	15	3	3	0	1	4	8	.349
Dunnington, Jacob	0-0	0.00	2	0	0	0	0	0	2.0	1	0	0	0	1	0	2	.167
Fitzgerald, Justin	1-3	4.62	5	5	0	0	0	0	25.1	27	14	13	0	2	14	23	.278
Fleet, Austin	0-1	2.70	7	0	0	0	0	0	10.0	12	3	3	0	1	5	6	.324
Gloor, Chris	0-1	10.29	4	1	0	0	0	0	7.0	12	8	8	1	0	4	3	.387
Heston, Chris	1-2	2.31	4	4	0	0	0	0	23.1	21	7	6	0	0	9	17	.263
Kickham, Michael	3-2	3.04	5	5	0	0	0	0	26.2	19	9	9	2	0	15	22	.213
Maday, Daryl	0-1	3.86	6	0	0	0	3	3	9.1	8	5	4	0	0	3	7	.235
Quirarte, Edwin	0-0	0.00	5	0	0	0	0	0	4.2	3	0	0	0	1	2	3	.176
Reichard, Andy	0-1	8.22	2	2	0	0	0	0	7.2	12	7	7	2	0	2	1	.364
Ronick, Ari	0-1	12.79	8	0	0	0	0	1	6.1	14	10	9	1	0	1	3	.452
Stevenson, Jason	1-0	3.27	2	2	0	0	0	0	11.0	12	6	4	0	1	2	8	.293
Vessella, Tom	0-0	3.65	8	0	0	0	0	0	12.1	8	5	5	0	1	9	11	.190
Westcott, Craig	1-0	5.91	2	2	0	0	0	0	10.2	10	7	7	1	0	7	3	.250
Wilson, Chris	0-0	9.00	1	0	0	0	0	0	1.0	2	1	1	0	0	1	0	.500
<b>Team Total</b>	<b>9-12</b>	<b>4.03</b>	<b>21</b>	<b>21</b>	<b>0</b>	<b>2</b>	<b>5</b>	<b>7</b>	<b>176.1</b>	<b>178</b>	<b>85</b>	<b>79</b>	<b>7</b>	<b>8</b>	<b>79</b>	<b>128</b>	<b>.273</b>

## 2013 MEDIA & INFORMATION GUIDE



85

Organization

2013 Flying Squirrels

2012: In Review

History & Records

Eastern League

SF Giants

General Info

# 2012: IN REVIEW

Organization

2013 Flying Squirrels

2012: In Review

Eastern League History & Records

SF Giants

General Info

## 2012 FLYING SQUIRRELS VS. BINGHAMTON - FINAL BATTING STATISTICS

BATTERS	AVG	G	AB	R	H	2B	3B	HR	RBI	BB	IBB	SO	SB	CS	OBP	SLG	OPS	E
Adrianza, Ehire	.238	6	21	5	5	2	0	1	2	2	0	3	1	0	.333	.476	.810	1
Anders, Luke	.667	3	3	0	2	2	0	0	2	0	0	1	0	0	.667	1.333	2.000	
Bochy, Brett		1	0	0	0	0	0	0	0	0	0	0	0	0		.000	0	
Brown, Gary	.333	6	24	3	8	3	1	1	5	2	0	4	1	0	.357	.667	1.024	0
Cavan, Ryan	.278	5	18	3	5	0	1	0	2	1	0	2	0	1	.350	.389	.739	0
Ciriaco, Juan	.400	2	5	1	2	0	0	0	0	0	0	1	0	0	.400	.400	.800	0
Dunning, Jake		2	0	0	0	0	0	0	0	0	0	0	0	0		.000	0	
Dunnington, Jacob		2	0	0	0	0	0	0	0	0	0	0	0	0		.000	0	
Fairley, Wendell	.000	2	1	0	0	0	0	0	0	1	0	1	0	0	.500	.000	.500	
Fleet, Austin		2	0	0	0	0	0	0	0	0	0	0	0	0		.000	0	
Heston, Chris	.667	2	3	0	2	1	0	0	1	0	0	0	0	0	.667	1.000	1.667	0
Hodges, Wes	.462	3	13	3	6	1	1	0	2	0	0	1	0	0	.462	.692	1.154	0
Joseph, Tommy	.250	2	8	1	2	1	0	1	4	0	0	1	0	0	.250	.750	1.000	0
Kickham, Michael	.333	2	3	0	1	0	0	0	0	0	0	0	0	0	.333	.333	.667	0
Liles, Nick	.294	5	17	3	5	1	0	0	1	2	0	3	0	1	.368	.353	.721	0
Mayora, Daniel	.100	6	20	1	2	1	0	0	1	2	0	5	0	2	.182	.150	.332	2
Minicozzi, Mark	.167	5	18	3	3	2	0	0	2	2	0	3	0	0	.250	.278	.528	1
Mitchell, Russell	.333	2	6	1	2	0	0	0	2	0	0	1	0	0	.333	.333	.667	0
Monell, Johnny	.231	5	13	1	3	0	0	1	2	1	0	5	0	1	.286	.462	.747	0
Perez, Juan	.273	5	22	2	6	4	0	0	3	0	0	2	0	1	.273	.455	.727	0
Quirarte, Edwin		2	0	0	0	0	0	0	0	0	0	0	0	0		.000	0	
Ronick, Ari		2	0	0	0	0	0	0	0	0	0	0	0	0		.000	0	
Vessella, Tom		2	0	0	0	0	0	0	0	0	0	0	0	0		.000	0	
Weeks, Joel	.429	2	7	2	3	0	0	0	0	1	0	3	0	0	.500	.429	.929	0
Westcott, Craig	.200	2	5	1	1	0	0	0	0	0	0	2	0	0	.200	.200	.400	0
<b>Team Total</b>	<b>.280</b>	<b>6</b>	<b>207</b>	<b>30</b>	<b>58</b>	<b>18</b>	<b>3</b>	<b>4</b>	<b>29</b>	<b>14</b>	<b>0</b>	<b>38</b>	<b>2</b>	<b>6</b>	<b>.329</b>	<b>.454</b>	<b>.783</b>	<b>4</b>

## 2012 FLYING SQUIRRELS VS. BINGHAMTON - FINAL PITCHING STATISTICS

PITCHERS	W-L	ERA	G	GS	CG	SHO	SV	SVO	IP	H	R	ER	HR	HB	BB	SO	AVG
Bochy, Brett	0-0	0.00	1	0	0	0	0	0	1.0	0	0	0	0	0	1	2	.000
Dunning, Jake	0-0	0.00	2	0	0	0	0	1	2.0	3	1	0	0	0	0	2	.375
Dunnington, Jacob	0-0	0.00	2	0	0	0	0	0	3.0	0	0	0	0	0	1	4	.000
Fleet, Austin	0-0	0.00	2	0	0	0	0	0	4.0	2	0	0	0	0	0	5	.154
Heston, Chris	1-1	3.75	2	2	0	0	0	0	12.0	14	5	5	0	0	3	9	.304
Kickham, Michael	0-2	8.00	2	2	0	0	0	0	9.0	10	8	8	0	1	6	5	.294
Quirarte, Edwin	0-0	0.00	2	0	0	0	0	0	2.0	0	0	0	0	0	0	1	.000
Ronick, Ari	0-0	2.25	2	0	0	0	0	0	4.0	4	1	1	1	0	0	2	.286
Vessella, Tom	0-0	13.50	2	0	0	0	0	0	2.2	8	4	4	1	0	1	4	.533
Westcott, Craig	2-0	3.38	2	2	0	0	0	0	13.1	16	6	5	0	0	4	6	.314
<b>Team Total</b>	<b>3-3</b>	<b>3.91</b>	<b>6</b>	<b>6</b>	<b>0</b>	<b>1</b>	<b>0</b>	<b>1</b>	<b>53.0</b>	<b>57</b>	<b>25</b>	<b>23</b>	<b>2</b>	<b>1</b>	<b>16</b>	<b>40</b>	<b>.286</b>

## 2012 FLYING SQUIRRELS VS. BOWIE - FINAL BATTING STATISTICS

BATTERS	AVG	G	AB	R	H	2B	3B	HR	RBI	BB	IBB	SO	SB	CS	OBP	SLG	OPS	E
Adrianza, Ehire	.202	24	84	7	17	2	1	0	5	6	0	22	6	0	.264	.250	.514	3
Anders, Luke	.158	6	19	1	3	1	0	1	2	1	0	7	0	0	.200	.368	.568	0
Brown, Gary	.250	24	92	14	23	3	0	0	5	7	0	14	5	2	.324	.283	.606	0
Cavan, Ryan	.224	20	76	6	17	2	0	0	3	4	0	10	0	1	.263	.250	.513	0
Dominguez, Chris	.276	15	58	8	16	2	0	2	10	2	0	13	2	0	.295	.414	.709	2
Fairley, Wendell	.367	11	30	2	11	2	0	0	5	0	0	8	0	0	.355	.433	.788	1
Flores, Jose	.353	5	17	3	6	1	0	0	2	0	0	2	1	0	.333	.412	.745	0
Hodges, Wes	.267	9	30	2	8	2	0	0	2	2	0	5	0	0	.303	.333	.636	0
Joseph, Tommy	.229	13	48	6	11	2	0	2	5	5	0	12	0	0	.302	.396	.698	1
Liles, Nick	.326	15	43	5	14	2	0	0	3	3	0	4	3	0	.383	.372	.755	1
Mayora, Daniel	.330	24	88	8	29	7	0	1	15	6	0	15	3	3	.364	.443	.807	6
Minicozzi, Mark	.226	9	31	4	7	2	0	1	7	1	0	8	0	0	.242	.387	.630	0
Mitchell, Russell	.111	3	9	1	1	0	0	0	0	0	0	5	0	0	.111	.111	.222	0
Monell, Johnny	.324	20	68	10	22	7	0	2	9	6	0	15	1	0	.382	.515	.896	0
Perez, Juan	.271	20	70	10	19	3	0	2	8	5	0	13	3	3	.320	.400	.720	0
Weeks, Joel	.357	9	28	2	10	1	0	0	4	1	0	5	0	1	.379	.393	.772	0
Zambrano, Eliezer		1	0	0	0	0	0	0	0	0	0	0	0	0		.000	0	
<b>Team Total</b>	<b>.271</b>	<b>24</b>	<b>791</b>	<b>89</b>	<b>214</b>	<b>39</b>	<b>1</b>	<b>11</b>	<b>85</b>	<b>49</b>	<b>0</b>	<b>158</b>	<b>24</b>	<b>10</b>	<b>.315</b>	<b>.364</b>	<b>.679</b>	<b>15</b>

# 2012: IN REVIEW



## 2012 FLYING SQUIRRELS VS. BOWIE - FINAL PITCHING STATISTICS

PITCHERS	W-L	ERA	G	GS	CG	SHO	SV	SVO	IP	H	R	ER	HR	HB	BB	SO	AVG
Bochy, Brett	1-2	7.15	10	0	0	0	3	5	11.1	9	9	9	2	1	7	15	.220
Dunning, Jake	2-0	2.57	5	0	0	0	0	0	7.0	5	3	2	0	0	1	4	.192
Dunnington, Jacob	0-0	5.40	3	0	0	0	0	0	5.0	6	3	3	0	0	3	7	.316
Fitzgerald, Justin	2-0	2.86	6	6	0	0	0	0	34.2	26	12	11	2	2	8	21	.203
Fleet, Austin	0-0	1.13	6	0	0	0	1	1	8.0	7	1	1	0	1	2	10	.233
Gloor, Chris	1-1	2.88	7	3	0	0	0	0	25.0	21	8	8	3	1	4	16	.231
Heston, Chris	3-0	0.32	4	4	0	0	0	0	28.1	15	3	1	0	0	5	31	.155
Kickham, Michael	2-1	1.47	4	4	0	0	0	0	18.1	14	4	3	0	0	12	20	.206
Maday, Daryl	0-3	5.40	9	0	0	0	3	5	13.1	14	8	8	1	0	5	15	.286
Quirarte, Edwin	0-0	4.70	6	0	0	0	0	0	7.2	9	4	4	1	0	3	3	.273
Reichard, Andy	0-0	0.00	2	0	0	0	0	0	4.2	2	0	0	0	0	1	0	.133
Ronick, Ari	0-0	8.44	5	0	0	0	0	0	5.1	4	6	5	1	0	4	3	.200
Stevenson, Jason	0-0	4.91	2	2	0	0	0	0	11.0	11	6	6	1	1	4	4	.275
Vessella, Tom	1-0	4.76	5	0	0	0	0	0	5.2	3	3	3	0	0	5	5	.158
Westcott, Craig	1-4	6.67	5	5	0	0	0	0	27.0	38	21	20	2	1	10	7	.339
Wilson, Chris	0-0	0.00	2	0	0	0	0	0	3.0	2	0	0	0	0	1	3	.200
<b>Team Total</b>	<b>13-11</b>	<b>3.51</b>	<b>24</b>	<b>24</b>	<b>0</b>	<b>3</b>	<b>7</b>	<b>11</b>	<b>215.1</b>	<b>186</b>	<b>91</b>	<b>84</b>	<b>13</b>	<b>7</b>	<b>75</b>	<b>164</b>	<b>.233</b>

## 2012 FLYING SQUIRRELS VS. ERIE - FINAL BATTING STATISTICS

BATTERS	AVG	G	AB	R	H	2B	3B	HR	RBI	BB	IBB	SO	SB	CS	OBP	SLG	OPS	E
Adrianza, Ehre	.182	5	22	3	4	1	0	0	2	0	0	1	0	0	.174	.227	.401	0
Anders, Luke	.125	4	16	1	2	0	0	1	2	1	0	4	0	0	.167	.313	.479	0
Brown, Gary	.267	7	30	5	8	2	0	2	2	3	0	9	0	1	.333	.533	.867	0
Cavan, Ryan	.091	7	22	2	2	0	0	1	1	0	0	5	0	0	.091	.227	.318	0
Ciriaco, Juan	.250	3	8	0	2	0	0	0	0	0	0	1	0	0	.250	.250	.500	0
Joseph, Tommy	.280	7	25	4	7	1	0	1	3	5	0	8	0	0	.400	.440	.840	0
Liles, Nick	.235	5	17	0	4	1	0	0	0	1	0	4	0	1	.278	.294	.572	0
Mayora, Daniel	.269	7	26	5	7	1	0	1	3	2	0	7	0	0	.367	.423	.790	1
Minicozzi, Mark	.333	7	21	2	7	1	0	0	4	5	0	1	0	1	.429	.381	.810	0
Monell, Johnny	.353	6	17	1	6	3	0	0	4	0	0	6	0	0	.353	.529	.882	1
Perez, Juan	.414	7	29	6	12	0	0	2	8	1	0	3	2	1	.433	.621	1.054	1
Weeks, Joel	.000	3	9	0	0	0	0	0	0	0	0	2	0	0	.000	.000	.000	1
<b>Team Total</b>	<b>.252</b>	<b>7</b>	<b>242</b>	<b>29</b>	<b>61</b>	<b>10</b>	<b>0</b>	<b>8</b>	<b>29</b>	<b>18</b>	<b>0</b>	<b>51</b>	<b>2</b>	<b>4</b>	<b>.305</b>	<b>.393</b>	<b>.697</b>	<b>4</b>

## 2012 FLYING SQUIRRELS VS. ERIE - FINAL PITCHING STATISTICS

PITCHERS	W-L	ERA	G	GS	CG	SHO	SV	SVO	IP	H	R	ER	HR	HB	BB	SO	AVG
Bochy, Brett	0-1	4.50	2	0	0	0	1	2	2.0	2	1	1	0	0	0	3	.286
Dunning, Jake	0-0	4.05	3	0	0	0	0	1	6.2	7	3	3	0	0	3	6	.280
Fitzgerald, Justin	1-1	4.38	2	2	0	0	0	0	12.1	13	8	6	1	0	4	6	.289
Fleet, Austin	0-0	0.00	3	0	0	0	1	1	1.2	1	0	0	0	0	1	4	.200
Gloor, Chris	0-0	3.12	2	1	0	0	0	0	8.2	12	3	3	1	0	4	7	.353
Heston, Chris	0-0	0.00	1	1	0	0	0	0	2.0	0	0	0	0	0	1	1	.000
Kickham, Michael	1-1	3.46	2	2	1	1	0	0	13.0	10	5	5	0	0	3	12	.208
Maday, Daryl	0-0	7.50	1	1	0	0	0	0	6.0	9	5	5	1	0	0	2	.360
Quirarte, Edwin	0-1	6.75	2	0	0	0	0	0	2.2	2	2	2	0	0	1	1	.200
Ronick, Ari	0-0	0.00	3	0	0	0	0	0	2.2	3	0	0	0	0	2	1	.300
Vessella, Tom	0-0	0.00	3	0	0	0	0	1	2.1	3	0	0	0	0	1	2	.300
Wilson, Chris	1-0	3.60	2	0	0	0	0	0	5.0	5	2	2	1	0	3	4	.263
<b>Team Total</b>	<b>3-4</b>	<b>3.74</b>	<b>7</b>	<b>7</b>	<b>1</b>	<b>1</b>	<b>2</b>	<b>5</b>	<b>65.0</b>	<b>67</b>	<b>29</b>	<b>27</b>	<b>4</b>	<b>0</b>	<b>23</b>	<b>49</b>	<b>.276</b>

Organization

2013 Flying Squirrels

2012: In Review

History & Records

Eastern League

SF Giants

General Info



# 2012: IN REVIEW

## 2012 FLYING SQUIRRELS VS. HARRISBURG - FINAL BATTING STATISTICS

BATTERS	AVG	G	AB	R	H	2B	3B	HR	RBI	BB	IBB	SO	SB	CS	OBP	SLG	OPS	E
Adrianza, Ehire	.216	20	74	7	16	5	0	0	3	6	1	12	2	0	.272	.284	.555	5
Anders, Luke	.273	5	11	1	3	1	0	0	2	1	1	4	0	0	.333	.364	.697	0
Bochy, Brett		5	0	0	0	0	0	0	0	0	0	0	0	0			.000	0
Brown, Gary	.254	16	67	10	17	4	0	0	3	3	0	15	7	3	.306	.313	.619	1
Cavan, Ryan	.143	17	49	5	7	1	0	1	3	5	2	14	0	0	.236	.224	.461	0
Ciriaco, Juan	.571	3	7	1	4	0	0	0	2	0	0	1	0	0	.571	.571	1.143	1
Dominguez, Chris	.190	5	21	2	4	2	0	0	1	2	0	5	0	0	.261	.286	.547	0
Dunning, Jake		7	0	0	0	0	0	0	0	0	0	0	0	0			.000	0
Dunnington, Jacob		3	0	0	0	0	0	0	0	0	0	0	0	0			.000	0
Fairley, Wendell	.313	7	16	2	5	1	0	0	2	2	0	7	0	0	.389	.375	.764	2
Fitzgerald, Justin	.083	5	12	1	1	0	0	0	0	0	0	6	0	0	.083	.083	.167	0
Fleet, Austin		5	0	0	0	0	0	0	0	1	0	0	0	0	1.000		1.000	0
Flores, Jose	.286	3	7	0	2	0	0	0	0	0	0	0	0	0	.286	.286	.571	0
Gloor, Chris	.167	3	6	0	1	0	0	0	0	0	0	3	0	0	.167	.167	.333	0
Heston, Chris	.000	3	6	0	0	0	0	0	0	0	0	2	0	0	.000	.000	.000	0
Hodges, Wes	.294	5	17	4	5	2	0	1	3	1	0	5	0	0	.368	.588	.957	0
Joseph, Tommy	.389	5	18	3	7	1	0	1	5	3	0	6	0	0	.455	.611	1.066	0
Kickham, Michael	.444	3	9	2	4	1	0	0	3	0	0	2	0	0	.444	.556	1.000	0
Liles, Nick	.209	17	43	3	9	0	0	0	1	2	0	7	1	0	.244	.209	.454	0
Maday, Daryl	.000	5	3	0	0	0	0	0	0	0	0	1	0	0	.000	.000	.000	0
Mayora, Daniel	.316	20	76	10	24	5	0	1	8	2	0	7	5	1	.354	.421	.775	4
Minicozzi, Mark	.292	14	48	7	14	2	0	0	7	8	0	9	0	0	.386	.333	.719	1
Mitchell, Russell	.094	11	32	5	3	0	0	1	3	4	0	10	0	1	.189	.188	.377	0
Monell, Johnny	.234	17	47	5	11	4	1	3	11	7	0	9	0	0	.321	.553	.875	2
Perez, Juan	.450	15	60	13	27	6	3	1	13	2	0	10	4	0	.476	.700	1.176	0
Quirarte, Edwin		4	0	0	0	0	0	0	0	0	0	0	0	0			.000	0
Ronick, Ari		2	0	0	0	0	0	0	0	0	0	0	0	0			.000	0
Stevenson, Jason	1.000	1	1	0	1	0	0	0	0	1	0	0	0	0	1.000	1.000	2.000	0
Vessella, Tom	.000	5	1	0	0	0	0	0	0	0	0	0	0	0	.000	.000	.000	0
Weeks, Joel	.231	11	26	3	6	1	0	1	6	4	2	5	0	0	.323	.385	.707	1
Westcott, Craig	.250	5	12	2	3	0	0	1	3	1	0	5	0	0	.308	.500	.808	0
Wilson, Chris	.000	4	1	0	0	0	0	0	0	0	0	1	0	0	.000	.000	.000	0
Zambrano, Eliezer	.000	3	2	0	0	0	0	0	0	1	0	1	0	0	.333	.000	.333	0
<b>Team Total</b>	<b>.259</b>	<b>20</b>	<b>672</b>	<b>86</b>	<b>174</b>	<b>36</b>	<b>4</b>	<b>11</b>	<b>79</b>	<b>56</b>	<b>6</b>	<b>147</b>	<b>19</b>	<b>5</b>	<b>.320</b>	<b>.374</b>	<b>.693</b>	<b>17</b>

## 2012 FLYING SQUIRRELS VS. HARRISBURG - FINAL PITCHING STATISTICS

PITCHERS	W-L	ERA	G	GS	CG	SHO	SV	SVO	IP	H	R	ER	HR	HB	BB	SO	AVG
Bochy, Brett	2-0	1.69	5	0	0	0	1	2	5.1	3	1	1	0	0	2	10	.176
Dunning, Jake	1-1	4.00	7	0	0	0	0	2	9.0	6	4	4	1	1	1	7	.182
Dunnington, Jacob	0-0	0.00	3	0	0	0	0	0	2.2	1	0	0	0	0	3	4	.111
Fitzgerald, Justin	2-0	1.60	5	5	0	0	0	0	33.2	21	6	6	1	1	13	33	.179
Fleet, Austin	1-0	10.13	5	0	0	0	0	0	5.1	14	6	6	0	0	2	2	.500
Gloor, Chris	0-1	0.57	3	2	1	0	0	0	15.2	7	1	1	1	0	4	10	.137
Heston, Chris	1-1	1.25	3	3	0	0	0	0	21.2	15	4	3	0	0	5	17	.195
Kickham, Michael	2-0	0.86	3	3	0	0	0	0	21.0	9	3	2	0	1	7	14	.130
Maday, Daryl	0-0	0.00	5	1	0	0	2	2	12.0	6	0	0	0	0	0	9	.143
Quirarte, Edwin	1-0	0.00	4	0	0	0	1	2	4.0	1	0	0	0	0	0	1	.083
Ronick, Ari	1-0	0.00	2	0	0	0	1	1	1.1	1	0	0	0	0	1	1	.200
Stevenson, Jason	0-1	1.29	1	1	0	0	0	0	7.0	7	2	1	0	0	1	5	.250
Vessella, Tom	0-0	6.23	5	0	0	0	0	0	4.1	3	4	3	0	0	3	5	.167
Westcott, Craig	2-1	4.15	5	5	1	0	0	0	30.1	39	18	14	0	1	6	14	.320
Wilson, Chris	1-1	3.18	4	0	0	0	0	0	5.2	4	2	2	0	0	3	5	.200
<b>Team Total</b>	<b>14-6</b>	<b>2.11</b>	<b>20</b>	<b>20</b>	<b>2</b>	<b>4</b>	<b>5</b>	<b>9</b>	<b>179.0</b>	<b>137</b>	<b>51</b>	<b>42</b>	<b>3</b>	<b>4</b>	<b>51</b>	<b>137</b>	<b>.211</b>

Organization

2013 Flying Squirrels

2012: In Review

Eastern League History & Records

SF Giants

General Info



# 2012: IN REVIEW



## 2012 FLYING SQUIRRELS VS. NEW BRITAIN - FINAL BATTING STATISTICS

BATTERS	AVG	G	AB	R	H	2B	3B	HR	RBI	BB	IBB	SO	SB	CS	OBP	SLG	OPS	E
Adrianza, Ehire	.382	10	34	3	13	1	0	0	1	5	1	7	0	1	.462	.412	.873	0
Anders, Luke	.200	3	10	0	2	0	0	0	0	0	0	3	0	0	.200	.200	.400	0
Brown, Gary	.400	14	55	9	22	4	0	1	7	4	0	6	5	3	.443	.527	.970	0
Cavan, Ryan	.217	14	46	3	10	1	0	1	3	4	0	11	1	1	.275	.304	.579	2
Ciriaco, Juan	.000	3	6	1	0	0	0	0	0	3	0	1	0	1	.333	.000	.333	3
Dominguez, Chris	.286	7	28	2	8	4	0	0	6	0	0	8	0	0	.286	.429	.714	0
Fairley, Wendell	.083	6	12	1	1	0	0	0	1	2	0	4	0	0	.214	.083	.298	0
Flores, Jose	.000	2	5	0	0	0	0	0	0	0	0	0	0	0	.000	.000	.000	0
Hodges, Wes	.125	5	16	1	2	2	0	0	0	1	0	4	0	0	.176	.250	.426	0
Joseph, Tommy	.242	8	33	3	8	2	0	0	1	1	0	7	0	1	.265	.303	.568	1
Liles, Nick	.100	5	20	1	2	0	0	0	0	0	0	4	0	0	.100	.100	.200	0
Mayora, Daniel	.227	13	44	1	10	2	0	0	6	5	1	11	1	0	.294	.273	.567	2
Minicozzi, Mark	.333	7	21	3	7	3	0	1	3	4	0	5	0	0	.462	.619	1.081	0
Mitchell, Russell	.278	6	18	1	5	2	0	0	2	2	0	2	0	0	.350	.389	.739	0
Monell, Johnny	.162	12	37	3	6	1	0	0	3	5	0	12	0	0	.304	.189	.494	0
Perez, Juan	.309	14	55	8	17	1	0	2	5	1	0	13	0	1	.321	.436	.758	1
Weeks, Joel	.091	5	11	1	1	1	0	0	1	2	0	4	0	0	.231	.182	.413	5
Team Total	.253	14	451	41	114	24	0	5	39	39	2	102	7	8	.316	.339	.655	15

## 2012 FLYING SQUIRRELS VS. NEW BRITAIN - FINAL PITCHING STATISTICS

PITCHERS	W-L	ERA	G	GS	CG	SHO	SV	SVO	IP	H	R	ER	HR	HB	BB	SO	AVG
Bochy, Brett	0-0	5.06	3	0	0	0	0	1	5.1	4	3	3	1	0	1	2	.211
Dunning, Jake	0-0	6.35	4	0	0	0	0	2	5.2	10	5	4	0	0	3	6	.417
Fitzgerald, Justin	0-1	2.16	4	4	0	0	0	0	25.0	19	7	6	1	1	3	19	.209
Fleet, Austin	0-0	1.50	5	0	0	0	0	0	6.0	7	1	1	0	0	2	6	.304
Gloor, Chris	2-0	2.03	5	1	0	0	0	0	13.1	10	3	3	1	0	6	11	.217
Heston, Chris	0-1	3.60	2	2	0	0	0	0	10.0	6	4	4	1	0	5	7	.167
Kickham, Michael	0-1	7.71	1	1	0	0	0	0	4.2	8	4	4	1	0	2	9	.364
Maday, Daryl	1-0	3.00	6	0	0	0	2	2	9.0	10	3	3	1	1	2	11	.270
Quirarte, Edwin	0-0	2.08	3	0	0	0	0	1	4.1	3	1	1	0	0	1	2	.231
Reichard, Andy	0-1	11.57	2	1	0	0	0	0	4.2	7	7	6	2	0	2	3	.318
Ronick, Ari	0-0	1.80	4	0	0	0	0	0	5.0	4	1	1	0	0	3	2	.235
Stevenson, Jason	0-2	8.71	2	2	0	0	0	0	10.1	13	10	10	1	0	1	8	.310
Vessella, Tom	0-2	4.50	5	0	0	0	1	1	4.0	6	4	2	1	1	2	1	.333
Westcott, Craig	1-2	5.65	3	3	0	0	0	0	14.1	15	10	9	0	0	6	5	.306
Wilson, Chris	0-0	3.86	1	0	0	0	0	0	2.1	1	1	1	0	0	1	0	.143
Team Total	4-10	4.21	14	14	0	0	3	7	124.0	123	64	58	10	3	40	92	.264

## 2012 FLYING SQUIRRELS VS. NEW HAMPSHIRE - FINAL BATTING STATISTICS

BATTERS	AVG	G	AB	R	H	2B	3B	HR	RBI	BB	IBB	SO	SB	CS	OBP	SLG	OPS	E
Adrianza, Ehire	.278	6	18	5	5	0	0	1	2	2	0	2	1	0	.350	.444	.794	0
Brown, Gary	.246	6	29	2	7	1	0	0	2	0	0	5	1	1	.241	.276	.517	0
Cavan, Ryan	.350	6	20	4	7	1	0	3	6	2	1	5	0	0	.391	.850	1.241	0
Ciriaco, Juan	.133	5	15	0	2	0	0	0	1	1	0	1	2	0	.188	.133	.321	0
Joseph, Tommy	.190	5	21	0	4	1	0	0	1	1	0	4	0	1	.227	.238	.465	1
Liles, Nick	.300	3	10	2	3	0	1	0	2	2	0	2	1	1	.417	.500	.917	0
Mayora, Daniel	.316	6	19	1	6	0	0	0	0	3	0	4	0	0	.409	.316	.725	0
Minicozzi, Mark	.143	5	14	1	2	0	0	0	1	0	5	0	0	0	.200	.143	.343	1
Mitchell, Russell	.167	4	12	1	2	1	0	0	0	5	0	5	0	0	.412	.250	.662	0
Monell, Johnny	.000	4	11	0	0	0	0	0	0	3	1	3	0	0	.214	.000	.214	0
Perez, Juan	.273	6	22	2	6	3	1	0	1	0	0	6	2	0	.304	.500	.804	0
Weeks, Joel	.182	3	11	1	2	0	0	1	3	0	0	4	0	0	.182	.455	.636	0
Team Total	.228	6	202	19	46	7	2	5	18	20	2	46	7	3	.299	.356	.656	5

## 2012 FLYING SQUIRRELS VS. NEW HAMPSHIRE - FINAL PITCHING STATISTICS

PITCHERS	W-L	ERA	G	GS	CG	SHO	SV	SVO	IP	H	R	ER	HR	HB	BB	SO	AVG
Bochy, Brett	0-0	9.00	1	0	0	0	0	1	1.0	1	1	1	0	0	1	1	.333
Dunning, Jake	0-0	2.70	1	0	0	0	0	0	3.1	1	1	1	0	1	1	2	.100
Fleet, Austin	0-0	27.00	1	0	0	0	0	0	0.1	1	1	1	0	1	0	0	.500
Gloor, Chris	0-0	0.00	1	0	0	0	0	0	1.0	2	0	0	0	0	0	1	.400
Heston, Chris	1-0	2.57	2	2	1	0	0	0	14.0	13	4	4	0	3	2	10	.260
Kickham, Michael	0-0	1.29	1	1	0	0	0	0	7.0	5	1	1	0	0	2	5	.200
Maday, Daryl	0-1	3.52	3	0	0	0	0	0	7.2	6	3	3	1	0	2	10	.200
Quirarte, Edwin	1-0	0.00	2	0	0	0	0	0	1.0	0	0	0	0	0	0	0	.000
Reichard, Andy	1-0	1.00	2	2	0	0	0	0	9.0	5	1	1	0	0	3	9	.156
Ronick, Ari	0-0	13.50	1	0	0	0	0	0	0.2	1	1	1	1	0	1	0	.333
Vessella, Tom	1-0	4.50	2	0	0	0	1	2	4.0	2	2	2	0	0	1	4	.167
Westcott, Craig	1-0	0.00	1	1	0	0	0	0	8.0	5	0	0	0	0	2	4	.185
Team Total	5-1	2.37	6	6	1	1	2	3	57.0	42	15	15	2	5	15	46	.208

Organization

2013 Flying Squirrels

2012: In Review

History & Records

Eastern League

SF Giants

General Info

# 2012: IN REVIEW

Organization

2013 Flying Squirrels

2012: In Review

Eastern League History & Records

SF Giants

General Info

## 2012 FLYING SQUIRRELS VS. PORTLAND - FINAL BATTING STATISTICS

BATTERS	AVG	G	AB	R	H	2B	3B	HR	RBI	BB	IBB	SO	SB	CS	OBP	SLG	OPS	E
Adrianza, Ehre	.167	4	12	2	2	0	0	0	0	2	0	2	1	0	.286	.167	.452	2
Brown, Gary	.208	6	24	1	5	0	0	0	1	3	0	4	2	1	.321	.208	.530	0
Cavan, Ryan	.316	6	19	5	6	2	0	1	2	0	0	3	1	0	.316	.579	.895	0
Ciriaco, Juan	.059	5	17	0	1	1	0	0	1	0	0	2	0	0	.056	.118	.173	0
Eshleman, John		1	0	1	0	0	0	0	0	0	0	0	0	0		.000		
Joseph, Tommy	.160	6	25	1	4	0	0	0	0	1	0	5	0	0	.192	.160	.352	0
Liles, Nick	.364	4	11	1	4	0	0	0	0	3	0	2	0	0	.500	.364	.864	0
Mayora, Daniel	.273	6	22	2	6	0	0	0	2	4	0	3	4	0	.385	.273	.657	1
Minicozzi, Mark	.333	6	21	2	7	3	0	2	6	1	0	6	0	0	.391	.762	1.153	0
Mitchell, Russell	.353	5	17	0	6	3	0	0	2	2	1	3	0	1	.421	.529	.950	1
Monell, Johnny	.000	3	9	0	0	0	0	0	0	1	0	4	0	0	.100	.000	.100	0
Perez, Juan	.273	6	22	1	6	1	0	0	1	2	0	3	1	0	.333	.318	.652	0
Weeks, Joel	.000	1	1	0	0	0	0	0	0	0	0	0	0	0	.000	.000	.000	0
Team Total	.235	6	200	16	47	10	0	3	15	19	1	37	9	2	.306	.330	.636	5

## 2012 FLYING SQUIRRELS VS. PORTLAND - FINAL PITCHING STATISTICS

PITCHERS	W-L	ERA	G	GS	CG	SHO	SV	SVO	IP	H	R	ER	HR	HB	BB	SO	AVG
Bochy, Brett	1-0	0.00	2	0	0	0	1	1	4.0	1	0	0	0	0	1	8	.083
Dunning, Jake	0-1	27.00	1	0	0	0	0	0	1.0	3	3	1	0	0	0	0	5.00
Fitzgerald, Justin	0-1	1.46	2	2	0	0	0	0	12.1	7	5	2	1	1	6	9	1.67
Fleet, Austin	1-0	1.80	3	0	0	0	1	1	5.0	4	1	1	0	0	1	3	2.35
Gloor, Chris	0-1	6.75	1	0	0	0	0	0	2.2	4	2	2	0	0	0	1	3.64
Kickham, Michael	0-0	1.50	1	1	0	0	0	0	6.0	4	1	1	1	0	2	6	1.90
Quirarte, Edwin	1-0	0.00	2	0	0	0	0	0	3.0	2	1	0	0	0	1	2	2.50
Reichard, Andy	0-0	4.50	1	1	0	0	0	0	6.0	5	3	3	2	0	1	4	2.17
Ronick, Ari	0-0	0.00	1	1	0	0	0	0	4.0	1	0	0	0	0	0	5	.071
Vessella, Tom	0-0	3.00	2	0	0	0	0	0	3.0	5	1	1	0	0	0	2	4.17
Westcott, Craig	0-0	3.60	1	1	0	0	0	0	5.0	5	2	2	0	0	3	3	2.38
Team Total	3-3	2.60	6	6	0	0	2	2	52.0	41	19	15	5	1	15	43	2.19

## 2012 FLYING SQUIRRELS VS. READING - FINAL BATTING STATISTICS

BATTERS	AVG	G	AB	R	H	2B	3B	HR	RBI	BB	IBB	SO	SB	CS	OBP	SLG	OPS	E
Adrianza, Ehre	.212	14	52	5	11	3	1	1	4	2	0	11	1	1	.241	.365	.606	2
Anders, Luke	.143	2	7	0	1	0	0	0	0	0	0	2	0	0	.143	.143	.286	0
Bochy, Brett		6	0	0	0	0	0	0	0	0	0	0	0	0		.000		
Brown, Gary	.328	15	58	6	19	5	0	0	3	8	0	9	1	0	.426	.414	.840	1
Cavan, Ryan	.380	16	50	8	19	1	0	3	10	2	0	9	0	0	.407	.580	.987	0
Ciriaco, Juan	.154	6	13	1	2	0	0	0	1	0	0	2	0	0	.154	.154	.308	0
Dominguez, Chris	.000	3	9	0	0	0	0	0	0	1	0	3	0	0	.000	.182	.182	0
Dunning, Jake	.000	5	1	0	0	0	0	0	0	0	0	0	0	0	.000	.000	.000	0
Dunnington, Jacob		2	0	0	0	0	0	0	0	0	0	0	0	0		.000		
Eshleman, John		1	0	0	0	0	0	0	0	1	0	0	0	0	1.000	1.000		
Fairley, Wendell	.231	4	13	1	3	1	0	0	0	1	0	1	0	1	.333	.308	.641	0
Fitzgerald, Justin	.000	2	2	0	0	0	0	0	0	0	0	1	0	0	.000	.000	.000	0
Fleet, Austin		3	0	0	0	0	0	0	0	0	0	0	0	0		.000		
Flores, Jose	.000	4	5	0	0	0	0	0	0	0	0	1	0	0	.167	.000	.167	0
Gloor, Chris	.250	3	4	0	1	0	0	0	0	0	0	1	0	0	.250	.250	.500	0
Heston, Chris	.500	3	4	1	2	0	0	0	0	1	0	1	0	0	.600	.500	1.100	1
Hodges, Wes	.200	6	15	1	3	0	0	1	3	0	0	3	0	0	.200	.400	.600	0
Joseph, Tommy	.200	8	30	3	6	2	0	1	3	1	0	5	0	0	.219	.367	.585	0
Kickham, Michael	.000	3	3	0	0	0	0	0	0	1	0	1	0	0	.250	.000	.250	1
Liles, Nick	.294	7	17	4	5	0	0	0	2	1	0	3	0	0	.368	.294	.663	0
Maday, Daryl	.000	5	2	0	0	0	0	0	0	0	0	1	0	0	.000	.000	.000	1
Mayora, Daniel	.236	15	55	5	13	1	0	1	5	5	1	7	0	0	.302	.309	.611	4
Minicozzi, Mark	.333	10	39	7	13	3	0	2	7	5	0	8	1	1	.400	.564	.964	2
Mitchell, Russell	.227	7	22	6	5	3	0	1	1	3	0	7	0	0	.346	.500	.846	0
Monell, Johnny	.346	11	26	3	9	3	0	1	9	3	0	3	1	0	.414	.577	.991	1
Perez, Juan	.160	15	50	3	8	0	0	1	3	4	0	10	0	3	.236	.220	.456	2
Quirarte, Edwin		4	0	0	0	0	0	0	0	0	0	0	0	0		.000		
Reichard, Andy		1	0	0	0	0	0	0	0	0	0	0	0	0		.000		
Ronick, Ari		2	0	0	0	0	0	0	0	0	0	0	0	0		.000		
Stevenson, Jason	.000	2	3	0	0	0	0	0	0	0	0	2	0	0	.000	.000	.000	0
Vessella, Tom		3	0	1	0	0	0	0	0	1	0	0	0	0	1.000	1.000		
Weeks, Joel	.368	9	19	3	7	1	0	0	4	5	0	5	0	0	.500	.421	.921	0
Westcott, Craig	.400	4	10	1	4	0	0	1	3	1	0	0	0	0	.455	.700	1.155	0
Zambrano, Eliezer	.167	4	6	0	1	0	0	0	1	0	0	3	0	0	.286	.167	.452	0
Team Total	.256	16	515	59	132	23	1	13	58	47	1	99	4	6	.328	.381	.708	15

# 2012: IN REVIEW



## 2012 FLYING SQUIRRELS VS. READING - FINAL PITCHING STATISTICS

PITCHERS	W-L	ERA	G	GS	CG	SHO	SV	SVO	IP	H	R	ER	HR	HB	BB	SO	AVG
Bochy, Brett	0-0	0.00	6	0	0	0	2	3	7.1	2	0	0	0	0	3	7	.087
Dunning, Jake	0-0	5.14	5	0	0	0	0	0	7.0	6	5	4	0	0	3	5	.231
Dunnington, Jacob	0-0	0.00	2	0	0	0	0	0	2.0	3	0	0	0	0	0	0	.375
Fitzgerald, Justin	1-1	4.50	2	2	0	0	0	0	12.0	8	7	6	1	0	6	11	.200
Fleet, Austin	0-1	6.75	3	0	0	0	0	0	5.1	10	5	4	0	1	3	5	.385
Gloor, Chris	1-0	4.76	3	2	0	0	0	0	11.1	14	6	6	0	0	3	7	.326
Heston, Chris	1-2	1.62	3	3	0	0	0	0	16.2	14	4	3	0	0	3	15	.230
Kickham, Michael	1-1	2.12	3	3	0	0	0	0	17.0	14	7	4	0	0	8	18	.226
Maday, Daryl	2-0	2.38	5	0	0	0	2	2	11.1	10	4	3	1	1	0	6	.238
Quirarte, Edwin	0-0	6.00	4	0	0	0	0	0	6.0	8	8	4	0	1	2	3	.320
Reichard, Andy	0-0	20.25	1	0	0	0	0	0	1.1	4	3	3	0	0	0	1	.500
Ronick, Ari	0-0	0.00	2	0	0	0	0	0	2.0	1	0	0	0	0	0	1	.143
Stevenson, Jason	0-2	10.38	2	2	0	0	0	0	8.2	13	10	10	2	0	7	5	.351
Vessella, Tom	0-0	1.93	3	0	0	0	0	0	4.2	3	1	1	0	0	0	2	.188
Weeks, Joel	0-0	0.00	1	0	0	0	0	0	1.0	2	0	0	0	0	1	1	.400
Westcott, Craig	1-2	3.91	4	4	0	0	0	0	25.1	23	12	11	1	0	5	16	.250
<b>Team Total</b>	<b>7-9</b>	<b>3.82</b>	<b>16</b>	<b>16</b>	<b>0</b>	<b>2</b>	<b>4</b>	<b>5</b>	<b>139.0</b>	<b>135</b>	<b>72</b>	<b>59</b>	<b>5</b>	<b>3</b>	<b>44</b>	<b>103</b>	<b>.259</b>

## 2012 FLYING SQUIRRELS VS. TRENTON - FINAL BATTING STATISTICS

BATTERS	AVG	G	AB	R	H	2B	3B	HR	RBI	BB	IBB	SO	SB	CS	OBP	SLG	OPS	E
Adrianza, Ehre	.231	4	13	2	3	0	1	0	2	3	0	4	1	2	.375	.385	.760	0
Brown, Gary	.290	7	31	5	9	3	0	0	2	0	0	3	1	2	.333	.387	.720	0
Cavan, Ryan	.143	6	21	2	3	0	0	0	2	2	0	6	1	0	.208	.143	.351	1
Ciriaco, Juan	.214	3	14	1	3	0	0	0	2	0	0	3	0	0	.214	.214	.429	0
Dominguez, Chris	.133	4	15	0	2	0	0	0	1	0	0	5	0	0	.133	.133	.267	0
Eshleman, John		1	0	0	0	0	0	0	0	1	0	0	0	0	1.000		1.000	
Fairley, Wendell	.000	2	3	0	0	0	0	0	0	1	0	2	0	0	.250	.000	.250	0
Flores, Jose	.000	3	5	2	0	0	0	0	0	2	0	0	0	0	.375	.000	.375	1
Joseph, Tommy	.333	6	18	4	6	1	0	0	4	4	0	5	0	0	.417	.389	.806	1
Liles, Nick	.211	6	19	1	4	1	0	0	3	1	0	4	0	1	.250	.263	.513	0
Mayora, Daniel	.304	7	23	3	7	0	1	0	2	6	1	2	0	2	.448	.391	.840	0
Minicozzi, Mark	.455	3	11	2	5	1	0	0	2	2	0	2	0	0	.500	.545	1.045	0
Mitchell, Russel	.273	3	11	2	3	0	0	0	1	2	0	3	0	0	.429	.273	.701	0
Monell, Johnny	.167	5	18	2	3	1	0	0	2	2	0	5	0	0	.250	.222	.472	0
Perez, Juan	.400	7	30	2	12	2	0	0	3	0	0	1	0	1	.400	.467	.867	0
Weeks, Joel	.143	3	7	0	1	0	0	0	0	1	0	1	0	0	.250	.143	.393	0
<b>Team Total</b>	<b>.255</b>	<b>7</b>	<b>239</b>	<b>28</b>	<b>61</b>	<b>9</b>	<b>2</b>	<b>0</b>	<b>26</b>	<b>27</b>	<b>1</b>	<b>46</b>	<b>3</b>	<b>8</b>	<b>.336</b>	<b>.310</b>	<b>.645</b>	<b>3</b>

## 2012 FLYING SQUIRRELS VS. TRENTON - FINAL PITCHING STATISTICS

PITCHERS	W-L	ERA	G	GS	CG	SHO	SV	SVO	IP	H	R	ER	HR	HB	BB	SO	AVG
Bochy, Brett	1-0	0.00	2	0	0	0	1	1	3.0	2	0	0	0	1	0	4	.182
Dunning, Jake	0-0	3.38	2	0	0	0	0	0	2.2	4	1	1	0	0	2	3	.364
Fleet, Austin	0-0	2.08	2	0	0	0	1	2	4.1	4	1	1	0	0	0	6	.250
Gloor, Chris	0-0	0.00	2	0	0	0	0	0	5.0	2	0	0	0	0	0	5	.118
Heston, Chris	1-0	3.97	2	2	0	0	0	0	11.1	12	5	5	1	1	4	21	.267
Kickham, Michael	1-1	2.79	2	2	0	0	0	0	9.2	7	3	3	1	0	9	10	.200
Maday, Daryl	0-0	0.00	3	0	0	0	1	1	5.2	6	0	0	0	0	2	4	.286
Quirarte, Edwin	0-0	7.71	2	0	0	0	0	0	2.1	2	2	2	0	1	2	1	.250
Reichard, Andy	0-1	3.38	1	1	0	0	0	0	2.2	2	1	1	1	0	4	2	.200
Ronick, Ari	0-0	3.86	2	0	0	0	0	0	2.1	3	1	1	0	0	2	2	.300
Vessella, Tom	0-1	2.25	2	0	0	0	0	0	4.0	1	1	1	0	0	2	7	.091
Westcott, Craig	1-0	1.50	2	2	0	0	0	0	12.0	9	3	2	1	0	5	2	.225
<b>Team Total</b>	<b>4-3</b>	<b>2.35</b>	<b>7</b>	<b>7</b>	<b>0</b>	<b>0</b>	<b>3</b>	<b>4</b>	<b>65.0</b>	<b>54</b>	<b>18</b>	<b>17</b>	<b>4</b>	<b>3</b>	<b>32</b>	<b>67</b>	<b>.230</b>

Organization

2013 Flying Squirrels

2012: In Review

History & Records

Eastern League

SF Giants

General Info



"AA" AFFILIATE



HISTORY & RECORDS

FLYING  
SQUIRRELS

2013  
Media & Information Guide

# HISTORY & RECORDS



## BASEBALL IS BACK!

Following the 2008 International League season, baseball was packed into boxes and moved away from the city of Richmond, VA. After repeated failed attempts to secure a new ballpark in Richmond, the Richmond Braves, who had called the city home for over forty years, headed to new digs in Gwinnett, GA. The Richmond community made last-ditch efforts to save the team, but to no avail. An announcement made before the 2008 season regarding the team's impending move, turned the season into a "lame-duck" experience and a final fan's farewell.

In a baseball-rich community, the absence of the game weighed heavily on hearts during the summer of 2009. However, near the end of that summer, rumors started swirling regarding baseball's return to the River City. A few weeks after the 2009 season concluded, the once dormant Diamond housed a press conference to announce that baseball would indeed be back, beginning in 2010.

As the residents of Richmond prepared for that 2009 season without baseball, the San Francisco Giants' Double-A Franchise, the Connecticut Defenders, were preparing for their 2009 season in Norwich, CT. Prior to the season and unbeknownst to baseball fans in Richmond, the Eastern League had targeted the city for the relocation of an Eastern League franchise. Although not announced, speculation ran rampant that the franchise would be the Defenders. Although the Defenders posted a memorable season on the field, rolling to the Northern Division Championship and a berth in the Eastern League Championship Series, lagging attendance and visibility of the franchise eventually led to their selection as the team that would move to Richmond.

On September 23, 2009, the Eastern League held a press conference to announce that the Defenders were relocating from Norwich, CT to Richmond, VA for the 2010 season. It was also announced that The Diamond would be the home of the new team for the first two seasons, with three option years mutually agreed upon by the Richmond Metropolitan Authority and the newly-minted team operating under the name of Navigators Baseball LP. Lou DiBella, President & Managing General Partner of Navigators Baseball LP, would head up the ownership team that would bring baseball back. That ownership group vowed wholesale improvements to the condition of The Diamond, beginning with replacing bench-seating in the entire lower bowl, discarding the old aluminum benches and outfitting the ballpark with 3,200 brand-new fold-down seats with cup holders.

The "Baseball is Back" press conference was also used to introduce the management team on the ground in Richmond for the new team. Chuck Domino, a longtime presence in the Eastern League as President of the Reading Phillies, would serve as Chief Executive Manager. Along with building the R-Phils into one of the most successful franchises in minor league baseball, Domino had overseen the creation of the Lehigh Valley Iron Pigs – Triple-A affiliate of the Philadelphia Phillies – in 2008. Joining Domino would be Vice President & Chief Operating Officer Todd "Parney" Parnell and General Manager Bill Papierniak.

Fans were involved in the process from the very beginning as the team announced an on-line "Name the Team" contest in conjunction with The Richmond Times-Dispatch that would begin in late September. Fans were offered the chance to submit their suggestions for the team's new name. More than 6,000 entries were received before the team's front office narrowed the field to five finalists. It was announced in early October that the finalists would include the Flatheads, the Flying Squirrels, the Hambones, the Rhinos and the Rock Hoppers. Darren Rovell from CNBC got in on the fun and ran an additional contest to add a wild-card entrant from submissions across the country. More than 9,000 submissions flooded CNBC before Hush Puppies was chosen as the sixth finalist. Hambones was eventually dropped from consideration, and the final five remained.

On October 15, 2009, the Flying Squirrels were born at a press conference held at The Richmond Times-Dispatch building in downtown Richmond. With confetti flying, "Parney" raised the arm of Kyle Nelson and his wife Donna, representing their son Brad Mead at the press conference. Mead had submitted the name Flying Squirrels, and was awarded season tickets for life by the newly-minted team. Plan B. Branding was on hand at the press conference to outline their plans for logo creation and brand implementation, getting right to work on the identity of the now identified Flying Squirrels.

Organization

2013 Flying Squirrels

2012: In Review

History & Records

Eastern League

SF Giants

General Info

## 2013 MEDIA & INFORMATION GUIDE



93

# HISTORY & RECORDS

## FLYING SQUIRRELS' HISTORICAL TIMELINE

Organization

2013 Flying Squirrels

2012: In Review

History & Records

Eastern League

SF Giants

General Info



**September 23, 2009**  
Baseball is Back Press Conference  
The Diamond



**October 15, 2009**  
Name the Team Press Conference  
Richmond Times-Dispatch Building



**December 1, 2009**  
Logo Unveiling  
Holiday Inn - I-64 West End



**December 1, 2009**  
Squirrels Nest Soft Opening  
The Diamond



**January 5, 2010**  
Field Staff Introductory Press Conference  
Home Team Grille - The Fan



**February 11, 2010**  
Mascot & Uniform Unveiling  
The Byrd Theatre - Carytown



**March 7, 2010**  
Nutzy Scoreboard Construction  
The Diamond



**April 15, 2010**  
Inaugural Game  
The Diamond

# HISTORY & RECORDS



## BASEBALL IS BACK! (Cont.)

Meanwhile, renovations going on behind the scenes at The Diamond were substantial. In the lower bowl, seats were being unbolted and removed to make way for 3,200 new seats. The old restaurant along the first baseline was being reinvented as an expansive merchandise store, the suites were being gutted and outfitted with new windows, seats and furniture and the concession stands were being emptied and prepared for new state-of-the-art equipment. A new picnic area was being created along the third baseline, while a kid's zone began to take shape outside of the new store.

In late November, the Squirrels moved another step forward and announced a two-year media partnership with Clear Channel Broadcasting. Sports Radio 910 AM would be Richmond's flagship radio station, carrying all 142 regular season games. It was also announced that the Squirrels' broadcast team would consist of Jon Laaser and Anthony Oppermann.

December 1, 2009 was the day everyone had been waiting for. A press conference was held at Holiday Inn I-64 West End to unveil the team's new logo and the official colors of Radiant Red, Squirrels Silver, and traditional Black. The Flying Squirrels' identity continued to come together as four logos were unveiled: a primary logo featuring a flying squirrel in mid-flight, a secondary acorn logo adorned with an "R", a Richmond word mark secondary logo, and a Flying Squirrels word mark secondary logo.

Following the logo unveiling, the Flying Squirrels also celebrated a soft grand opening of the team store at The Diamond, one of Minor League Baseball's largest merchandise stores. At the store, fans could shop amongst a vast array of Flying Squirrels' apparel and memorabilia, as well as have the opportunity to order the merchandise online. Coupled with the excitement surrounding the new team, the holiday shopping rush turned Flying Squirrels' merchandise into a hot-commodity. Minor league records were broken as inventory flew off the shelves, prompting rushed re-stocking and furious efforts from the team's front office to make sure a rapidly-growing fan base got their hands on the new-look merchandise before the holidays. The massive response to merchandise also proved an asset to the community, as the Flying Squirrels partnered with numerous area charities for the first-ever "Season of Giving." Each charitable partner received 10% of the daily sales for a select day during the holiday shopping season, culminating in a \$15,000 donation from the team.

The vision of baseball returning to Richmond became clearer on January 5th, 2010, as the Flying Squirrels held a press conference at Home Team Grille to announce the inaugural field staff as assigned by the San Francisco Giants. The first manager, or "head nut" as he cracked upon his introduction, would be Andy Skeels. Ascending to a managerial role at the Double-A level for the first time, Skeels would bring a winning pedigree to Richmond having claimed titles with the San Jose Giants (Advanced-A, California League) in 2009 and the Augusta GreenJackets (A, South Atlantic League) in 2008. He was joined at the podium by pitching coach Ross Grimsley and hitting coach Russ Morman. Eric Ortega, who was not in attendance, was announced as the team's first Athletic Trainer.

The fans were given yet another opportunity to take ownership of the team with a contest running on-line through The Richmond Times Dispatch in late December to name the mascot. Nearly 4,000 submissions were received, and on February 11th, the new face of the franchise, "Nutzy" was introduced at a press conference at The Byrd Theatre.

At the same press conference, the Flying Squirrels uniforms were revealed during a "Uniform Fashion Show." Lane Casadonte from CBS-6 TV, Chip Tarkenton from ABC-8 TV, Wes McElroy from Sports Radio 910 and Greg Burton from ESPN Radio 950 served as celebrity models for the fashion show. With the introduction, the Flying Squirrels image was complete.

The Inaugural version of the Richmond Flying Squirrels hit town on April 5th, 2010, flying from the Giants' Spring Training Complex in Scottsdale, AZ to Norfolk, VA. The team was chartered via bus from Norfolk directly to The Diamond, where they immediately took occupancy of the newly renovated home clubhouse. Their arrival, much like the departure of the team that had formerly inhabited the same clubhouse, happened in the middle of the night under the cover of darkness.

Organization

2013 Flying Squirrels

2012: In Review

History & Records

Eastern League

SF Giants

General Info



# HISTORY & RECORDS

## BASEBALL IS BACK! (Cont.)

The first Flying Squirrels Media Day took place on April 6th, 2010, as players and staff took turns fielding questions from the local media, tried on the newly-minted Flying Squirrels uniforms and posed for head shots. That same evening, the team met the community that would support it for the first time, taking part in the "Meet the Team" event at the Richmond Marriott Downtown. Approximately 200 well-wishers were on hand to welcome the team to Richmond, as they were introduced for the first time.

On Thursday, April 8th at 8:30 am, the Flying Squirrels departed via charter bus for the franchise's first game. It took place at Bowie's Prince George's Stadium in Bowie, MD. Ominously, the game was suspended in the fifth inning due to heavy rain showers in the area. Richmond right-hander Mike MacDonald took the ball and made the first start in franchise history. CF Darren Ford looked at the first pitch in a Flying Squirrels' uniform, which was hurled by Bowie left-hander Zach Britton. The Squirrels' inaugural game was completed the following evening, with the Squirrels falling, 6-4. However, their first win followed quickly behind, as Richmond blanked Bowie, 2-0 in the seven-inning contest that followed for their first victory. Left-hander Clayton Tanner earned the first victory for Richmond.

It was the only win the Squirrels would notch on a season-opening seven-game road swing, as they dropped the final two games to the Baysox and were swept in three games by the Altoona Curve. The Squirrels limped home at a mark of 1-6.

The slow start did little to diminish the enthusiasm surrounding baseball's return to the River City, and The Diamond was abuzz well before the scheduled 7:05 pm first pitch on Thursday, April 15th. A sellout crowd of 9,560 ushered the game back in, as Squirrels' right-hander Daryl Maday and the Richmond bullpen combined to blank the Reading Phillies. Richmond earned a 3-0 shutout win in their first game at The Diamond. However, the night was marked by the pageantry that surrounded the evening, including Richmond Mayor Dwight Jones and Virginia Governor Bob McDonnell were among the luminaries on hand to throw out ceremonial first pitches.

The sellout crowd was a sign of things to come, as the Flying Squirrels immediately became a local sensation. They welcomed eight more capacity crowds on their way to knocking off longtime Eastern League champ Reading for the league's attendance crown. 463,842 fans made their way to The Diamond during the 2010 season, earning the Squirrels the overall attendance crown in the Eastern League, as well as the highest average attendance (6,626).

On the field, the Squirrels stumbled to a 5th place finish in the newly-formed Western Division, posting a record of 68-73.

Off the field, they smashed minor league merchandise records, introduced an entirely new brand of entertainment to baseball fans in Richmond and earned recognition for their year-long effort to aid causes throughout the community.

Following the season, Domino was named the Eastern League's Executive of the Year. Additionally, the team was honored as the Greater Richmond Chamber of Commerce's Business of the Year and Richmond Magazine's Best Sports Franchise. *Ballpark Digest* honored the Squirrels new look with their Logo of the Year Award and *Style Weekly* anointed the Squirrels "Richmonders of the Year."

Despite the accolades, in his post-season synopsis, Parnell stated that "2010 will be the worst season the Flying Squirrels ever have."

In the short-term, Parnell's proclamation proved to be prophetic on the field, where the Squirrels

Organization

2013 Flying Squirrels

2012: In Review

History & Records

Eastern League

SF Giants

General Info



# HISTORY & RECORDS



## BASEBALL IS BACK! (Cont.)

welcomed a new manager in 2011. Veteran skipper Dave Machermer was tabbed to guide the Squirrels in their second season.

Buoyed by the league's top pitching staff, Machermer led the Squirrels to their first franchise post-season berth, as Richmond went down to the final day of the 2011 season battling with the Bowie Baysox for the Wild-Card spot in the Western Division. On a rainy day in Altoona, PA, on September 5th, Wes Hodges belted a solo-home run in the eighth inning to give the Squirrels a 2-1 lead. The low-flying liner just eclipsed the right-field wall of Altoona's Blair County Ballpark, and arrived just ahead of a ferocious rain-storm that rendered the ballpark unplayable. Due to the fact that it was the last day of the season, the Squirrels were awarded the win on a seldomly-invoked rule. The win proved the difference, as Richmond held off the Baysox by a half-game for the wild-card spot.

Another act of nature would again benefit the Squirrels heading into the playoffs for the first time, as Tropical Storm Lee ravaged the East Coast, causing massive flooding in Harrisburg, PA. The flood rendered the home ballpark of the Harrisburg Senators, Metro Bank Park, unplayable, forcing the Eastern League to move the entire Western Divisional Series to The Diamond. The Squirrels capitalized in the ballpark where they boasted the best home record in the league during the regular season, trouncing the Senators in a three-game sweep that catapulted them to the Eastern League Championship Series.

Richmond was denied their first Eastern League title in four games by the prospect-laden New Hampshire Fisher Cats. The Squirrels took the first game of the best-of-five series in Manchester, but fell in the next three, including the two games they hosted at home.

Off the field, the Squirrels enjoyed a sensational follow-up campaign to their inaugural season. Although Reading reclaimed the Eastern League attendance crown with the help of a renovated FirstEnergy Stadium, the Squirrels increased their average attendance from 6,626 fans per game in 2010 to 6,679 fans per game in 2011. They also drew the largest crowds of the four teams competing in the Eastern League playoffs.

As a result of the continued efforts of the franchise, Parnell was awarded *Baseball America's* highest minor league honor following the season. BA named Parnell as the Minor League Executive of the Year for 2011. It marked the first time he had been bestowed with the honor, and allowed him to join his friend Domino, who had garnered the award in 2003 while with Reading.

Machermer and his staff returned to guide the Flying Squirrels in 2012, and the result was once again a pitching-dominated outfit. Although the team failed to return to the post-season, they boasted two of the top starting pitchers in the Eastern League. Right-hander Chris Heston and Left-hander Mike Kickham swept the starting spots on the post-season all-star team, while Heston was named as the Eastern League's Pitcher of the Year. The honor was the first yearly award for a Flying Squirrel in franchise history.

Despite boasting the top-two prospects (Gary Brown, Tommy Joseph) in the Giants' system entering the season, the Squirrels struggled on the field to a record of 70-71. Joseph was traded to the Phillies at the trading deadline in exchange for Hunter Pence, who helped catapult the Giants to their second World Series title in three years.

Brown had an up-and-down season in Richmond, and it was Juan Perez who stole the show in the Squirrels' outfield. Perez became the first Squirrel to hit over .300 for a full season, claiming team MVP honors by batting .302.

Off the field, Richmond reclaimed the overall Eastern League attendance crown from the Reading Phillies. They also welcomed their one millionth fan to The Diamond since baseball's return in 2010.

Machermer and staff will return for a third go-around in Richmond in 2013, as the Squirrels will open their fourth season in the Eastern League at The Diamond.

Organization

2013 Flying Squirrels

2012: In Review

History & Records

Eastern League

SF Giants

General Info



# HISTORY & RECORDS

Organization

2013 Flying Squirrels

2012: In Review

History & Records

Eastern League

SF Giants

General Info

## FLYING SQUIRRELS' UNIFORM GUIDE

### Official Club Home & Road Uniforms

**Home Uniform**  
Uniform Color: White  
Sleeves: Set In

**Road Uniform**  
Uniform Color: Gray  
Sleeves: Set In

**Color Legend:**  
■ PANTONE 200  
■ PANTONE COOL GRAY 6  
■ PROCESS BLACK

### Alternate (Sunday) Uniform

**Color Legend:**  
■ PANTONE 200  
■ PANTONE COOL GRAY 6  
■ PROCESS BLACK

### Batting Practice Uniform

**Color Legend:**  
■ PANTONE 200  
■ PANTONE COOL GRAY 6  
■ PROCESS BLACK

### Club Cap Guide

**Home**  
NEW ERA THREAD: RADIANT RED, SNOW WHITE, BLACK, CLOUD  
BUTTON: BLACK  
PRIMARY LOGO: BLACK, CLOUD  
CROWN: BLACK  
LOGO: RADIANT RED  
UNDERBILL: BLACK  
BILL: BLACK  
LOGO IS 2.5" TALL

**Road**  
NEW ERA THREAD: RADIANT RED, SNOW WHITE, BLACK, CLOUD  
BUTTON: SCARLET  
PRIMARY LOGO: SCARLET  
CROWN: SCARLET  
LOGO: BLACK  
UNDERBILL: BLACK  
BILL: SCARLET  
LOGO IS 2.5" TALL

**Alternate**  
NEW ERA THREAD: SNOW WHITE, BLACK  
BUTTON: BLACK  
WHITE "R" LOGO  
CROWN: SCARLET  
LOGO: BLACK  
UNDERBILL: BLACK  
BILL: BLACK  
LOGO IS XXX TALL

**BP**  
NEW ERA THREAD: RADIANT RED, SNOW WHITE, BLACK, CLOUD  
BUTTON: BLACK  
SQUIRREL HEAD  
CROWN: BLACK  
LOGO: RADIANT RED  
UNDERBILL: BLACK  
BILL: BLACK  
RIM: BLACK  
LOGO IS XXX TALL

# HISTORY & RECORDS



## FLYING SQUIRRELS' LOGO GUIDE

### Official Club Logos



Primary Logo



Flying Squirrels - White Word Mark



Flying Squirrels - Red Word Mark



Richmond - White Word Mark



Richmond - Red Word Mark



Acorn - "Red R"



Acorn - "White R"



Squirrels Head



Cap "R" Logo

Organization

2013 Flying Squirrels

2012: In Review

History & Records

Eastern League

SF Giants

General Info





# HISTORY & RECORDS

Organization

2013 Flying Squirrels

2012: In Review

History & Records

Eastern League

SF Giants

General Info

## FLYING SQUIRRELS' TEAM RECORDS - SINGLE GAME

Largest Margin of Victory.....	14, 9/2/10 @ Erie
Largest Margin of Defeat.....	13 (x2), last 5/18/12 @ Akron
Largest Shutout Win.....	14, 9/2/10 @ Erie
Largest Shutout Loss.....	10 (x2), last 7/24 @ Bowie
Longest Game (Innings).....	18, 4/30/11 @ Bowie
Longest Game Time (9 Innings).....	3:41, 7/15/12 @ Harrisburg
Longest Game Time (All).....	5:27, 4/30/11 @ Bowie (18)
Shortest Game (9 Innings).....	2:07 (x2), last 8/21/11 vs. Akron
Shortest Game (All).....	1:33, 7/22/11 vs. Harrisburg (7)
Largest Home Crowd.....	9,560 (x19), last 8/20/11 vs. Akron
Largest Road Crowd.....	9,784, 5/21/10 @ Reading
Smallest Home Crowd.....	2,411, 6/1/10 vs. Harrisburg
Smallest Road Crowd.....	785, 5/11/10 @ Bowie
Most Errors.....	5 (x2), last 6/22/12 vs. New Britain
Most Errors by Opponent.....	5 (x2), last 4/12/11 vs. Bowie
Most LOB.....	15 (x3), last 7/16/12 vs. Altoona
Fewest LOB.....	0 (x3), last 6/5/12 @ New Hampshire
Most Runs (Game).....	16, 8/8/10 @ Portland
Most Runs Allowed (Game).....	19, 4/17/12 vs. Reading
Most Runs (Inning).....	8, 7/17/12 vs. Altoona (3rd)
Most Runs Allowed (Inning).....	10, 4/17/12 vs. Reading (6th)
Most Hits (Game).....	22 (x2), 4/20/12 @ Altoona
Most Hits Allowed (Game).....	22, 4/17/12 vs. Reading
Most Hits (Inning).....	7 (x2), last 7/9/12 vs. Reading (5th)
Most Hits Allowed (Inning).....	9, 4/17/12 vs. Reading (6th)
Most Home Runs (Game).....	3 (x8), last 7/26/12 @ Erie
Most Home Runs Allowed (Game).....	3 (x11), last 6/23/12 vs. New Britain
Most Home Runs (Inning).....	2 (Many)
Most Home Runs Allowed (Inning).....	2 (Many)
Most Batters in an Inning.....	12, 7/17/12 vs. Altoona (3rd)
Most Batters in an Inning (Opponent).....	15, 4/17/12 vs. Reading (6th)
Biggest Comeback Win.....	4 (x5), last 8/17/11 vs. Bowie (Down 4-0, Won 8-5)
Biggest Blown Lead.....	5 (x2), last 7/29/12 @ Erie (Ahead 5-0, Lost 6-7)

## FLYING SQUIRRELS' TEAM RECORDS - SEASON

Longest Winning Streak.....	7, 4/27/10 - 5/3/10
Longest Losing Streak.....	6, 6/22/12 - 6/27/12
Most Games Without an Error.....	7, 7/8/10 - 7/17/10
Most Games With an Error.....	10, last 5/23/11 - 6/1/11
Wins.....	76 (2011)
Losses.....	73 (2010)
Highest Batting Average.....	.255 (2012)
Lowest Batting Average.....	.247 (2011)
Lowest ERA.....	3.46 (2011)
Highest ERA.....	3.71 (2010)
At-Bats.....	4764 (2010)
Most Runs Scored.....	574 (2011)
Fewest Runs Scored.....	519 (2012)
Most Hits.....	1207 (2010)
Fewest Hits.....	1155 (2011)
Most Doubles.....	233 (2012)
Fewest Doubles.....	225 (2011)
Most Triples.....	47 (2010)
Fewest Triples.....	19 (2012)
Most Home Runs.....	83 (2011)
Fewest Home Runs.....	71 (2010)
Most RBI.....	519 (2011)
Fewest RBI.....	491 (2012)
Most Total Bases.....	1744 (2010)
Fewest Total Bases.....	1690 (2012)
Most Walks.....	423 (2010)
Fewest Walks.....	348 (2011)
Most Intentional Walks.....	18 (2011)
Fewest Intentional Walks.....	14 (2012)

# HISTORY & RECORDS



## FLYING SQUIRRELS' TEAM RECORDS - SEASON (Cont.)

Most Strikeouts (Batters).....	1068 (2011)
Fewest Strikeouts (Batters).....	957 (2012)
Most Stolen Bases.....	105 (2011)
Fewest Stolen Bases.....	87 (2010)
Most Caught Stealing.....	65 (2012)
Fewest Caught Stealing.....	46 (2010)
Highest Stolen Base Percentage.....	68% (2011)
Lowest Stolen Base Percentage.....	62% (2012)
Highest On-Base Percentage.....	.318, (x2) (2010, 2012)
Lowest On-Base Percentage.....	.302 (2011)
Highest Slugging Percentage.....	.366 (2010)
Lowest Slugging Percentage.....	.361 (2012)
Highest OPS.....	.684 (2010)
Lowest OPS.....	.665 (2011)
Most Sacrifice Flies.....	49 (2012)
Fewest Sacrifice Flies.....	41 (2011)
Most Sacrifice Hits.....	60 (2012)
Fewest Sacrifice Hits.....	54 (2011)
Most Batters Hit By Pitch.....	62 (2012)
Fewest Batters Hit By Pitch.....	41 (2011)
Most Double Plays.....	131 (2012)
Fewest Double Plays.....	93 (2011)
Most Errors Committed.....	115 (2011)
Fewest Errors Committed.....	104 (2012)
Most Complete Games.....	4 (2012)
Fewest Complete Games.....	2 (2010)
Most Shutouts (Pitchers).....	15 (2012)
Fewest Shutouts (Pitchers).....	9 (2011)
Most Shutouts (Batters).....	11 (2012)
Fewest Shutouts (Batters).....	10 (2010, 2011, 2012)
Most Saves.....	43 (2010)
Fewest Saves.....	36 (2012)
Most Save Opportunities.....	62 (2010)
Fewest Save Opportunities.....	53 (2011)
Most Innings Pitched.....	1253.3 (2010)
Fewest Innings Pitched.....	1251 (2011)
Most Hits Allowed.....	1227 (2010)
Fewest Hits Allowed.....	1160 (2011)
Most Runs Allowed.....	586 (2010)
Fewest Runs Allowed.....	556 (2012)
Most Earned Runs Allowed.....	517 (2010)
Fewest Earned Runs Allowed.....	481 (2011)
Most Home Runs Allowed.....	92 (2010)
Fewest Home Runs Allowed.....	64 (2012)
Most Hit By Pitch (Pitchers).....	52 (2011)
Fewest Hit By Pitch (Pitchers).....	42 (2012)
Most Intentional Walks Issued.....	27 (2012)
Fewest Intentional Walks Issued.....	19 (2010)
Most Strikeouts (Pitchers).....	1096 (2011)
Fewest Strikeouts (Pitchers).....	915 (2010)
Most Balks.....	8 (2011)
Fewest Balks.....	6 (2010)
Most Wild Pitches.....	85 (2011)
Fewest Wild Pitches.....	70 (2010)
Most Double Plays.....	138 (2010)
Fewest Double Plays.....	96 (2011)
Lowest WHIP.....	1.30 (2011, 2012)
Highest WHIP.....	1.34 (2010)
Lowest Average Against.....	.247 (2011)
Highest Average Against.....	.260 (2010)
Most At-Bats Against.....	4727 (2010)
Fewest At-Bats Against.....	4657 (2012)
Most Batters Faced.....	5334 (2010)
Fewest Batters Faced.....	5257 (2012)
Most Holds.....	49 (2010, 2011)
Fewest Holds.....	41 (2012)

Organization

2013 Flying Squirrels

2012: In Review

History & Records

Eastern League

SF Giants

General Info



# HISTORY & RECORDS

## FLYING SQUIRRELS' INDIVIDUAL RECORDS - SINGLE GAME

### BATTING

Runs	4 (x4), last Juan Perez & Daniel Mayora, 4/20/12 @ Altoona
Hits	5 (x4), last Juan Perez, 4/20/12 @ Altoona
Extra-Base Hits	3 (Many)
Triples	2, Francisco Peguero, 7/31/11 vs. Trenton
Home Runs	3, Thomas Neal, 6/26/10 @ Erie
Total Bases	12, Thomas Neal, 6/26/10 @ Erie
RBI's	6 (x2), last Chris Dominguez, 6/27/11 @ Harrisburg
Stolen Bases	3 (x3), last Gary Brown, 7/13/12 @ Harrisburg
Walks	4, Brad Boyer, 8/19/10 @ New Britain
Strikeouts	7, Joe Koshansky, 4/30/11 @ Bowie

### PITCHING

Innings Pitched (Starter)	9.0, Mike MacDonald, 8/5/10 @ New Hampshire
Innings Pitched (Reliever)	5.2, Eric Surkamp, 7/4/11 vs. Trenton
Hits Allowed (Starter)	13, Craig Westcott, 4/11/12 @ Bowie
Hits Allowed (Reliever)	7, Andy Sisco, 8/4/10 @ New Hampshire
Strikeouts (Starter)	12 (x3), last Mike Kickham, 8/2/12 vs. Reading
Strikeouts (Reliever)	11, Eric Surkamp, 7/4/11 vs. Trenton
Walks (Starter)	6 (x3), last Mike Kickham, 6/21/12 @ Trenton
Walks (Reliever)	5, Craig Whitaker, 6/11/10 @ Reading
Wild Pitches	3 (x4), last Chris Heston, 8/28/12 vs. Harrisburg
Runs Allowed (Starter)	8 (Many)
Runs Allowed (Reliever)	7, Edwin Quirarte, 7/26/11 @ Erie
Earned Runs Allowed (Starter)	8 (x3), last Justin Fitzgerald, 5/19/12 @ Akron
Earned Runs Allowed (Reliever)	6, Ari Ronick, 5/18/12 @ Akron

## FLYING SQUIRRELS' INDIVIDUAL BATTING RECORDS - SEASON

Longest Hit Streak	18, Juan Perez (7/25/12 - 8/14/12)
Batting Average (Min. 384 PA)	Juan Perez, .302 (2012)
Games	137 (x2), Charlie Culberson (2011), Daniel Mayora (2012)
At-Bats	553, Charlie Culberson (2011)
Runs Scored	69 (x2), Charlie Culberson (2011), Thomas Neal (2010)
Hits	153, Thomas Neal (2010)
Doubles	40, Thomas Neal (2010)
Triples	10, Juan Perez (2011)
Home Runs	16, Roger Kieschnick (2011)
Extra-Base Hits	53, Thomas Neal (2010)
RBI's	69, Thomas Neal (2010)
Total Bases	231, Thomas Neal (2010)
Walks	48, Johnny Monell (2011)
Intentional Walks	5, Nick Noonan (2011)
Strikeouts	129, Charlie Culberson (2011)
Stolen Bases	37, Darren Ford (2010)
Caught Stealing	18, Gary Brown (2012)
Stolen Base Percentage (Min. 10 Attempts)	90% (18-20), Justin Christian (2011)
On-Base Percentage (Min. 384 PA)	.359, Thomas Neal (2010)
Slugging Percentage (Min. 384 PA)	.440, Thomas Neal (2010)
OPS (Min. 384 PA)	.799, Thomas Neal (2010)
Sacrifice Flies	11, Mark Minicozzi (2012)
Sacrifice Hits	13, Ehire Adrianza (2012)
Hit By Pitch	19, Gary Brown (2012)
Double Plays	24, Daniel Mayora (2012)

## FLYING SQUIRRELS' INDIVIDUAL PITCHING RECORDS - SEASON

Longest Scoreless Innings Streak	20.1, Chris Heston, (8/7/12 - 8/23/12)
Wins	11 (x3), David Nixon (2010), Mike Kickham & Craig Westcott (2012)
Losses	10, Mike Kickham & Craig Westcott (2012)
Earned Run Average (Min. 114 IP)	2.02, Eric Surkamp (2011)
Games	48, Rafael Cova, Ronnie Ray, Andy Sisco (2010)
Starts	28, Justin Fitzgerald & Craig Westcott (2012)
Complete Games	1, Many

Organization

2013 Flying Squirrels

2012: In Review

History & Records

Eastern League

SF Giants

General Info

# HISTORY & RECORDS

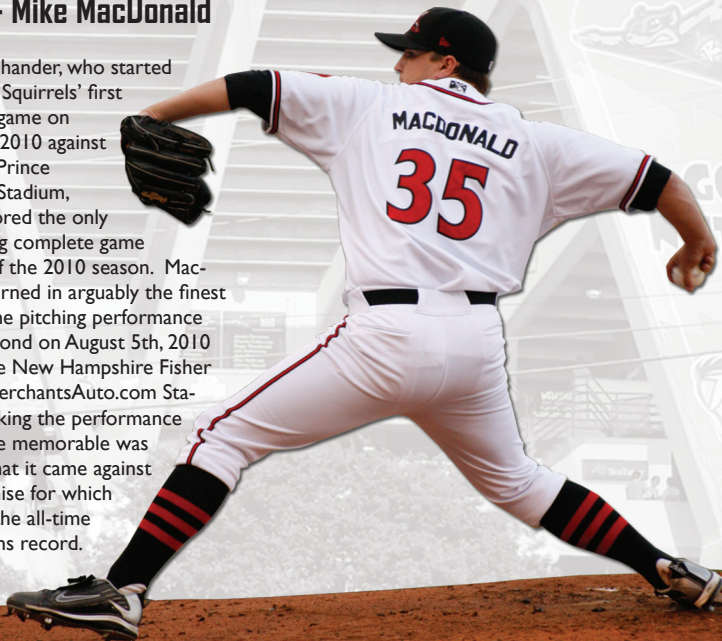


## FLYING SQUIRRELS' INDIVIDUAL PITCHING RECORDS - SEASON (Cont.)

Saves.....	23, Rafael Cova (2010)
Save Opportunities.....	29, Rafael Cova (2010)
Innings Pitched.....	165.0, Craig Westcott (2012)
Hits Allowed.....	181, Craig Westcott (2012)
Runs Allowed.....	85, Craig Westcott (2012)
Earned Runs Allowed.....	75, Craig Westcott (2012)
Home Runs Allowed.....	14, Two Pitchers (2011)
Hit Batsmen.....	10, Clayton Tanner (2011)
Walks.....	75, Mike Kickham (2012)
Intentional Walks.....	5, Daniel Turpen (2010)
Strikeouts.....	165, Eric Surkamp (2011)
Balks.....	3 (x2), last Mike Kickham (2012)
Wild Pitches.....	18, Justin Fitzgerald (2012)
Double Plays Induced.....	27, Craig Westcott (2012)
WHIP (Min. 114 IP).....	1.08, Eric Surkamp (2011)
Average Against (Min. 114 IP).....	.213, Eric Surkamp (2011)
Total Batters Faced.....	698, Craig Westcott (2012)
Holds.....	11, Jake Stevens (2010)

### #35 - Mike MacDonald

The right-hander, who started the Flying Squirrels' first franchise game on April 8th, 2010 against Bowie at Prince George's Stadium, also authored the only nine-inning complete game shutout of the 2010 season. MacDonald turned in arguably the finest single-game pitching performance for Richmond on August 5th, 2010 against the New Hampshire Fisher Cats at MerchantsAuto.com Stadium. Making the performance even more memorable was the fact that it came against the franchise for which he holds the all-time career wins record.



Organization

2013 Flying Squirrels

2012: In Review

History & Records

Eastern League

SF Giants

General Info



# HISTORY & RECORDS

## FLYING SQUIRRELS' FRANCHISE FIRSTS

<b>Game</b> .....	4/8/10 @ Bowie (Prince George's Stadium)
.....	Bowie 6, Richmond 4 (Game Completed 4/9 Due to Rain)
<b>Win (Team)</b> .....	(W, Pat Egan - L, Ronnie Ray - S, Chad Thall)
.....	4/9/10 @ Bowie (Prince George's Stadium)
<b>Loss (Team)</b> .....	Richmond 2, Bowie 0 (7 Innings) (W, Clayton Tanner - L, Eduardo Gamboa - S, Rafael Cova)
.....	4/8/10 @ Bowie (Prince George's Stadium)
<b>Pitcher/Batter</b> .....	Bowie's LHP Zach Britton to Richmond's Darren Ford (4/8/10 @ Bowie, Prince George's Stadium)
.....	Ford Grounded Out to SS Pedro Florimon
<b>Hit</b> .....	Thomas Neal, 4/8/10 @ Bowie (4th Inning - Double - Zach Britton)
<b>Double</b> .....	Thomas Neal, 4/8/10 @ Bowie (4th Inning - Zach Britton)
<b>Triple</b> .....	Roger Kieschnick, 4/16/10 vs. Reading (3rd Inning - Johan Flande)
<b>Home Run</b> .....	Conor Gillaspie, 4/10/10 @ Bowie (6th Inning - Pedro Beato)
<b>Grand Slam</b> .....	Chris Dominguez, 6/27/11 vs. Harrisburg (7th Inning - Hassan Pena)
<b>Run</b> .....	Michael Ambort, 4/8/10 @ Bowie (5th Inning)
<b>RBI</b> .....	Jackson Williams, 4/8/10 @ Bowie (5th Inning)
<b>Walk</b> .....	Brandon Crawford, 4/8/10 @ Bowie (6th Inning - Pat Egan)
<b>Strikeout (Pitcher)</b> .....	Ronnie Ray, 4/8/10 @ Bowie (5th Inning - Danny Figueroa)
<b>Strikeout (Batter)</b> .....	Roger Kieschnick, 4/8/10 @ Bowie (2nd Inning - Zach Britton)
<b>Stolen Base</b> .....	Tyler Graham, 4/8/10 @ Bowie (7th Inning)
<b>Caught Stealing</b> .....	Darren Ford, 4/12/10 vs. Altoona (1st Inning - Justin Wilson)
<b>Sacrifice Fly</b> .....	Clay Timpner, 4/9/10 @ Bowie (6th Inning)
<b>Hit By Pitch</b> .....	Jackson Williams, 4/8/10 @ Bowie (8th Inning - Chad Thall)
<b>Ground Into Double Play</b> .....	Thomas Neal, 4/10/10 @ Bowie (6th Inning - Eduardo Gamboa)
<b>Error</b> .....	Thomas Neal, 4/10/10 @ Bowie (7th Inning)
<b>Wild Pitch</b> .....	Clayton Tanner, 4/9/10 @ Bowie (3rd Inning)
<b>Balk</b> .....	David Mixon, 5/3/10 vs. Altoona (2nd Inning)
<b>Win (Individual)</b> .....	Clayton Tanner, 4/9/10 @ Bowie
<b>Loss (Individual)</b> .....	Ronnie Ray (4/8/10) @ Bowie
<b>Save</b> .....	Rafael Cova, 4/9/10 @ Bowie
<b>Complete Game (Seven Innings)</b> .....	David Mixon, 4/27/10 @ New Britain
<b>Complete Game (Nine Innings)</b> .....	Mike MacDonald, 8/5/10 @ New Hampshire
<b>Complete-Game Shutout (Seven Innings)</b> .....	David Mixon, 4/27/10 @ New Britain
<b>Complete-Game Shutout (Nine Innings)</b> .....	Mike MacDonald, 8/5/10 @ New Hampshire



### #21 Thomas Neal

Neal lined an opposite-field double for the Flying Squirrels first franchise hit. He lined the double down the right-field line off Bowie left-hander Zach Britton in the 4th inning of the Squirrels, 4-6, loss on April 8th, 2010.



### #10 Clayton Tanner

Tanner earned the first win in franchise history on April 9th, 2010 against Bowie at Prince George's Stadium. The lefty tossed 5 1/3 shutout innings, fanning two, as the Squirrels prevailed, 2-0

Organization

2013 Flying Squirrels

2012: In Review

History & Records

Eastern League

SF Giants

General Info



# HISTORY & RECORDS



## FLYING SQUIRRELS' CAREER BATTING LEADERS

Batting Average*		On-Base Percentage*		SLG*		OPS*	
Thomas Neal.....	.291	Thomas Neal.....	.359	Thomas Neal.....	.440	Thomas Neal.....	.799
Clay Timpner.....	.290	Gary Brown.....	.347	Wes Hodges.....	.428	Johnny Monell.....	.758
Conor Gillaspie.....	.287	Clay Timpner.....	.346	Conor Gillaspie.....	.420	Conor Gillaspie.....	.754
Daniel Mayora.....	.281	Daniel Mayora.....	.345	Johnny Monell.....	.419	Juan Perez.....	.734
Juan Perez.....	.280	Johnny Monell.....	.339	Juan Perez.....	.412	Gary Brown.....	.731
Gary Brown.....	.279	Skyler Stromsmoe.....	.332	Roger Kieschnick.....	.409	Wes Hodges.....	.726
We Hodges.....	.275	Juan Perez.....	.322	Gary Brown.....	.385	Clay Timpner.....	.717
Skyler Stromsmoe.....	.261	Darren Ford.....	.320	Charlie Culberson.....	.382	Roger Kieschnick.....	.716
Charlie Culberson.....	.259	Roger Kieschnick.....	.307	Clay Timpner.....	.372	Daniel Mayora.....	.704
Darren Ford.....	.255	Sharlon Schoop.....	.302	Daniel Mayora.....	.360	Darren Ford.....	.677
Games		At-Bats		Plate Appearances		Runs	
Juan Perez.....	257	Juan Perez.....	940	Juan Perez.....	1010	Juan Perez.....	123
Johnny Monell.....	227	Johnny Monell.....	709	Johnny Monell.....	815	Roger Kieschnick.....	92
Roger Kieschnick.....	186	Roger Kieschnick.....	682	Roger Kieschnick.....	747	Johnny Monell.....	85
Nick Noonan.....	172	Nick Noonan.....	632	Nick Noonan.....	705	Darren Ford.....	75
Two Players Tied.....	137	Charlie Culberson.....	553	Darren Ford.....	613	Gary Brown.....	73
Hits		Doubles		Triples		Home Runs	
Juan Perez.....	263	Juan Perez.....	51	Juan Perez.....	14	Johnny Monell.....	21
Johnny Monell.....	179	Johnny Monell.....	51	Darren Ford.....	9	Roger Kieschnick.....	20
Roger Kieschnick.....	173	Thomas Neal.....	40	Conor Gillaspie.....	8	Juan Perez.....	15
Thomas Neal.....	153	Charlie Culberson.....	34	Roger Kieschnick.....	8	Thomas Neal.....	12
Gary Brown.....	150	Gary Brown.....	32	Two Players Tied.....	6	Two Players Tied.....	10
RBI		Walks		Intentional Walks		Strikeouts	
Johnny Monell.....	99	Johnny Monell.....	90	Nick Noonan.....	7	Juan Perez.....	180
Juan Perez.....	93	Nick Noonan.....	55	Conor Gillaspie.....	4	Johnny Monell.....	177
Roger Kieschnick.....	88	Roger Kieschnick.....	52	Sharlon Schoop.....	4	Roger Kieschnick.....	176
Thomas Neal.....	69	Juan Perez.....	50	Four Players Tied.....	3	Nick Noonan.....	134
Conor Gillaspie.....	67	Darren Ford.....	48			Darren Ford.....	130
Stolen Bases		Caught Stealing		Stolen Base %**		Sacrifice Flies	
Darren Ford.....	43	Juan Perez.....	21	Justin Christian.....	.900	Daniel Mayora.....	11
Juan Perez.....	40	Gary Brown.....	18	Ehire Adrianza.....	.800	Roger Kieschnick.....	9
Gary Brown.....	33	Darren Ford.....	18	Juan Perez.....	.786	Conor Gillaspie.....	8
Justin Christian.....	18	Roger Kieschnick.....	10	Charlie Culberson.....	.777	Johnny Monell.....	8
Ehire Adrianza.....	16	Two Players Tied.....	6	Darren Ford.....	.705	Four Players Tied.....	6
Sacrifice Hits		HBP		Extra-Base Hits		Total Bases	
Ehire Adrianza.....	13	Gary Brown.....	19	Juan Perez.....	80	Juan Perez.....	387
Darren Ford.....	10	Thomas Neal.....	11	Johnny Monell.....	74	Johnny Monell.....	297
Skyler Stromsmoe.....	9	Daniel Mayora.....	11	Roger Kieschnick.....	58	Roger Kieschnick.....	279
Nick Liles.....	9	Juan Perez.....	10	Thomas Neal.....	53	Thomas Neal.....	231
Nick Noonan.....	8	Two Players Tied.....	8	Charlie Culberson.....	46	Charlie Culberson.....	211

\*Minimum of 384 Plate Appearances \*\*Minimum of 10 Attempts

Organization

2013 Flying Squirrels

2012: In Review

History & Records

Eastern League

SF Giants

General Info



# HISTORY & RECORDS

## FLYING SQUIRRELS' CAREER PITCHING LEADERS

Organization

2013 Flying Squirrels

2012: In Review

History & Records

Eastern League

SF Giants

General Info

### ERA\*

Eric Surkamp.....	2.02
Chris Heston.....	2.24
Mike Kickham.....	3.05
Justin Fitzgerald.....	3.35
David Mixon.....	3.51
Daryl Maday.....	3.74
Mike MacDonald.....	3.90
Clayton Tanner.....	3.95
Ryan Verdugo.....	4.35
Craig Westcott.....	4.38

### WHIP\*

Eric Surkamp.....	1.08
Chris Heston.....	1.10
David Mixon.....	1.19
Justin Fitzgerald.....	1.27
Mike Kickham.....	1.29
Daryl Maday.....	1.32
Clayton Tanner.....	1.37
Ryan Verdugo.....	1.37
Mike MacDonald.....	1.39
Craig Westcott.....	1.48

### Average Against\*

Eric Surkamp.....	.213
Mike Kickham.....	.219
Chris Heston.....	.230
Ryan Verdugo.....	.241
Justin Fitzgerald.....	.245
David Mixon.....	.255
Clayton Tanner.....	.262
Daryl Maday.....	.272
Craig Westcott.....	.288
Mike MacDonald.....	.298

### Strikeouts/9.0 IP\*

Eric Surkamp.....	10.43
Ryan Verdugo.....	9.18
Mike Kickham.....	8.18
Chris Heston.....	8.17
Justin Fitzgerald.....	6.97
Daryl Maday.....	6.72
David Mixon.....	6.26
Clayton Tanner.....	5.66
Mike MacDonald.....	5.24
Craig Westcott.....	4.51

### Wins

Daryl Maday.....	16
Justin Fitzgerald.....	16
Clayton Tanner.....	15
Craig Westcott.....	14
Two Pitchers Tied.....	11

### Losses

Daryl Maday.....	24
Clayton Tanner.....	19
Justin Fitzgerald.....	17
Mike Kickham.....	10
Mike MacDonald.....	8

### Winning Percentage\*\*

Eric Surkamp.....	.714
Brett Bochy.....	.700
David Mixon.....	.611
Ryan Verdugo.....	.571
Mike Kickham.....	.523

### Games

Daryl Maday.....	93
Edwin Quiarte.....	74
Ronnie Ray.....	63
Justin Fitzgerald.....	55
Wilmin Rodriguez.....	50

### Games Started

Justin Fitzgerald.....	55
Clayton Tanner.....	49
Craig Westcott.....	41
Daryl Maday.....	40
Two Pitchers Tied.....	27

### Complete Games

Nine Pitchers.....	1
--------------------	---

### Shutouts

Mike MacDonald.....	1
David Mixon.....	1
Mike Kickham.....	1

### Balls

Clayton Tanner.....	5
Mike Kickham.....	3
Many.....	1

### Saves

Rafael Cova.....	23
Heath Hembree.....	17
Daryl Maday.....	15
Brett Bochy.....	14
Jason Stoffel.....	13

### Innings Pitched

Daryl Maday.....	314.2
Justin Fitzgerald.....	311.0
Clayton Tanner.....	268.2
Craig Westcott.....	231.2
David Mixon.....	166.2

### Hits Allowed

Daryl Maday.....	326
Justin Fitzgerald.....	281
Clayton Tanner.....	270
Craig Westcott.....	257
David Mixon.....	158

### At-Bats Against

Daryl Maday.....	1200
Justin Fitzgerald.....	1147
Clayton Tanner.....	1032
Craig Westcott.....	892
David Mixon.....	620

### Total Batters Faced

Daryl Maday.....	1327
Justin Fitzgerald.....	1296
Clayton Tanner.....	1162
Craig Westcott.....	1000
David Mixon.....	682

### Runs Allowed

Clayton Tanner.....	149
Daryl Maday.....	145
Justin Fitzgerald.....	133
Craig Westcott.....	127
David Mixon.....	71

### Earned Runs Allowed

Daryl Maday.....	131
Clayton Tanner.....	118
Justin Fitzgerald.....	116
Craig Westcott.....	113
David Mixon.....	65

### Home Runs Allowed

Daryl Maday.....	28
Clayton Tanner.....	23
David Mixon.....	15
Justin Fitzgerald.....	15
Craig Westcott.....	15

### Hit Batsmen

Clayton Tanner.....	17
Justin Fitzgerald.....	13
Daryl Maday.....	11
David Mixon.....	8
Mike MacDonald.....	7

### Walks

Justin Fitzgerald.....	115
Clayton Tanner.....	99
Daryl Maday.....	88
Craig Westcott.....	85
Ryan Verdugo.....	63

### Strikeouts

Justin Fitzgerald.....	241
Daryl Maday.....	235
Clayton Tanner.....	169
Eric Surkamp.....	165
Mike Kickham.....	137

### Wild Pitches

Justin Fitzgerald.....	28
Clayton Tanner.....	24
Daryl Maday.....	18
Craig Westcott.....	12
Chris Heston.....	12

\*Minimum of 114 Innings Pitched \*\*Minimum of 10 Decisions

# HISTORY & RECORDS



## FLYING SQUIRRELS' FIRST GAME



VS.



April 8th, 2010  
Prince George's Stadium

Bowie Baysox (1-0) 6, Richmond Flying Squirrels (0-1) 4  
April 8, 2010

	1	2	3	4	5	6	7	8	9	R	H	E
Richmond	0	0	0	0	2	0	0	2	0	4	11	0
Bowie	0	0	0	1	1	1	3	0	x	6	14	0

Richmond	AB	R	H	RBI	BB	SO	LOB	AVG
Ford, CF	5	0	0	0	0	1	3	.000
Crawford, SS	4	0	1	0	1	1	2	.250
Neal, LF	4	1	2	0	1	1	1	.500
Kieschnick, RF	5	1	2	0	0	3	3	.400
Gillaspie, 3B	5	0	1	2	0	0	4	.200
Ambort, 1B	3	1	1	0	1	0	2	.333
Noonan, 2B	4	1	1	0	0	0	1	.250
Williams, J, C	3	0	2	2	0	0	0	.667
Graham, T, DH	4	0	1	0	0	2	3	.250
MacDonald, P	0	0	0	0	0	0	0	.000
Ray, R, P	0	0	0	0	0	0	0	.000
Sisco, P	0	0	0	0	0	0	0	.000
<b>Totals</b>	<b>37</b>	<b>4</b>	<b>11</b>	<b>4</b>	<b>3</b>	<b>8</b>	<b>19</b>	<b>.297</b>

Bowie	AB	R	H	RBI	BB	SO	LOB	AVG
Figueroa, D, CF	4	0	0	0	1	1	1	.000
Abreu, M, RF	4	1	2	0	0	0	0	.500
Figueroa, P, DH	5	2	3	0	0	1	2	.600
Waring, 3B	5	1	3	1	0	0	2	.600
Widlansky, 1B	4	1	2	0	0	1	2	.500
Joseph, C	1	1	1	2	2	0	0	1.000
Henson, LF	3	0	1	2	1	0	4	.333
Adams, 2B	4	0	2	1	0	0	4	.500
Florim Jr., SS	4	0	0	0	0	0	1	.000
Britton, Z, P	0	0	0	0	0	0	0	.000
Egan, P	0	0	0	0	0	0	0	.000
Gabino, P	0	0	0	0	0	0	0	.000
Thall, P	0	0	0	0	0	0	0	.000
<b>Totals</b>	<b>34</b>	<b>6</b>	<b>14</b>	<b>6</b>	<b>4</b>	<b>3</b>	<b>16</b>	<b>.412</b>

### BATTING

**2B:** Neal (1, Britton, Z), Williams, J 2 (2, Egan, Gabino), Gillaspie (1, Gabino).

**TB:** Crawford; Neal 3; Kieschnick 2; Gillaspie 2; Ambort; Noonan; Williams, J 4; Graham, T.

**RBI:** Williams, J 2 (2), Gillaspie 2 (2).

**Runners left in scoring position, 2 out:** Kieschnick; Ford; Ambort; Crawford 2; Graham, T; Gillaspie.

**Team RISP:** 3-for-13.

**Team LOB:** 10.

### BASERUNNING

**SB:** Graham, T (1, 2nd base off Gabino/Joseph).

### FIELDING

**Outfield assists:** Kieschnick (Joseph at home).

**DP:** (Gillaspie-Williams, J-Ambort).

Richmond	IP	H	R	ER	BB	SO	HR	ERA
MacDonald	4.0	5	1	1	2	0	0	2.25
Ray, R (L, 0-1)	2.1	6	4	4	1	2	0	15.43
Sisco	1.2	3	1	1	1	1	0	5.40
<b>Totals</b>	<b>8.0</b>	<b>14</b>	<b>6</b>	<b>6</b>	<b>4</b>	<b>3</b>	<b>0</b>	<b>6.75</b>

### BATTING

**2B:** Adams (1, Ray, R), Henson (1, Sisco), Abreu, M (1, Sisco).

**TB:** Abreu, M 3; Figueroa, P 3; Waring 3; Widlansky 2; Joseph; Henson 2; Adams 3.

**RBI:** Joseph 2 (2), Waring (1), Adams (1), Henson 2 (2).

**2-out RBI:** Waring; Henson 2.

**Runners left in scoring position, 2 out:** Widlansky; Figueroa, D; Adams; Waring 2.

**SF:** Joseph.

**GIDP:** Adams.

**Team RISP:** 6-for-14.

**Team LOB:** 10.

### BASERUNNING

**CS:** Abreu, M (1, 2nd base by MacDonald/Williams, J).

### FIELDING

**Outfield assists:** Abreu, M (Gillaspie at 3rd base).

Bowie	IP	H	R	ER	BB	SO	HR	ERA
Britton, Z	4.1	3	2	2	0	3	0	4.15
Egan (W, 1-0)	1.2	2	0	0	1	1	0	0.00
Gabino (H, 1)	1.1	4	2	2	2	1	0	13.50
Thall (S, 1)	1.2	2	0	0	0	3	0	0.00
<b>Totals</b>	<b>9.0</b>	<b>11</b>	<b>4</b>	<b>4</b>	<b>3</b>	<b>8</b>	<b>0</b>	<b>4.00</b>

**WP:** Egan.

**HBP:** Abreu, M (by MacDonald), Williams, J (by Thall).

**Groundouts-flyouts:** MacDonald 9-1, Ray, R 3-2, Sisco 0-4, Britton, Z 7-3, Egan 3-1, Gabino 2-0, Thall 0-2.

**Batters faced:** MacDonald 17, Ray, R 14, Sisco 9, Britton, Z 16, Egan 8, Gabino 9, Thall 8.

**Inherited runners-scored:** Sisco 2-2, Egan 2-2, Thall 1-0.

**Umpires:** HP: Chad Whitson. 1B: Jon Saphire. 2B: . 3B: Tim Eastman.

**Weather:** 77 degrees, clear.

**Wind:** 13 mph, Out to CF.

**T:** 2:53 (1:17 delay).

**Att:** 3,761.

Compiled by MLB Advanced Media

Organization

2013 Flying Squirrels

2012: In Review

History & Records

Eastern League

SF Giants

General Info



# HISTORY & RECORDS

## FLYING SQUIRRELS' DIAMOND FIRSTS

Game.....	4/15/10 vs. Reading
.....	Richmond 3, Reading 0
.....	(W, Daryl Maday - L, Michael Cisco - S, Rafael Cova)
Win.....	4/15/10 vs. Reading
.....	Richmond 3, Reading 0
.....	(W, Daryl Maday - L, Michael Cisco - S, Rafael Cova)
Loss.....	4/18/10 vs. Reading
.....	Reading 5, Richmond 2
.....	(W, Vance Worley - L, Mike MacDonald - S, Michael Stutes)
Pitcher/Batter.....	Richmond's Daryl Maday to Reading's Tyson Gillies, 4/15/10 @ 7:13 PM (Struck Out Looking)
Hit.....	Thomas Neal, 4/15/10 vs. Reading (2nd Inning - Single - Mike Cisco)
Double.....	Nick Noonan, 4/15/10 vs. Reading (2nd Inning - Mike Cisco)
Triple.....	Roger Kieschnick, 4/16/10 vs. Reading (3rd Inning - Yohan Flanede)
Home Run.....	Jackson Williams, 4/15/10 vs. Reading (5th Inning - Mike Cisco)
Grand Slam.....	Chris Dominguez, 6/27/11 vs. Harrisburg (7th Inning - Hassan Pena)
Run.....	Thomas Neal, 4/15/10 vs. Reading (2nd Inning)
RBI.....	Nick Noonan, 4/15/10 vs. Reading (2nd Inning)
Walk.....	Jackson Williams, 4/15/10 vs. Reading (2nd Inning - Mike Cisco)
Strikeout (Pitcher).....	Daryl Maday, 4/15/10 vs. Reading (1st Inning - Tyson Gillies)
Strikeout (Batter).....	Darren Ford, 4/15/10 vs. Reading (1st Inning - Mike Cisco)
Stolen Base.....	Skyler Stromsmoe, 4/16/10 vs. Reading (1st Inning)
Caught Stealing.....	Nick Noonan, 4/15/10 vs. Reading (7th Inning - Tuffy Gosewisch)
Sacrifice Fly.....	Conor Gillaspie, 4/19/10 vs. New Britain (3rd Inning)
Hit By Pitch.....	Roger Kieschnick, 4/16/10 vs. Reading (2nd Inning)
Ground Into Double Play.....	Roger Kieschnick, 4/15/10 vs. Reading (6th Inning, 6-4-3)
Error.....	Brandon Crawford, 4/16/10 vs. Reading (5th Inning)
Wild Pitch.....	Tony Pena Jr., 4/16/10 vs. Reading (9th Inning)
Balk.....	David Mixon, 5/3/10 vs. Altoona (2nd Inning)
Win (Individual).....	Daryl Maday, 4/15/10 vs. Reading
Loss (Individual).....	Mike MacDonald, 4/18/10 vs. Reading
Save.....	Rafael Cova, 4/15/10 vs. Reading
Complete Game (7 Innings).....	Mike Kickham, 6/2/12 vs. Erie
Complete Game (9 Innings).....	Never
Complete-Game Shutout (7 Innings).....	Mike Kickham, 6/2/12 vs. Erie
Complete-Game Shutout (9 Innings).....	Never

### #28 Daryl Maday



(At Left) Flying Squirrels' right-hander Daryl Maday throws the first pitch in franchise history at The Diamond. Maday's first pitch was delivered on April 15th at 7:13 PM to Reading Phillies' leadoff hitter Tyson Gillies. Maday's first offering was a ball, but he went on to strike out Gillies looking. Maday turned in a strong outing in what turned into the first victory for Richmond at the renovated Diamond. He worked 5 2/3 scoreless innings, allowing just four hits, while walking two and striking out four. He earned the victory as the Flying Squirrels posted a 3-0 shutout of Reading. Richmond catcher Jackson Williams provided the first home run for the Squirrels at The Diamond, a solo-shot in the 5th inning off Reading's Mike Cisco. Conor Gillaspie also homered in the game, curious due to the fact that the Squirrels hit just 19 more home runs in their home park on the year.

Organization

2013 Flying Squirrels

2012: In Review

History & Records

Eastern League

SF Giants

General Info

# HISTORY & RECORDS



## FLYING SQUIRRELS' FIRST GAME AT THE DIAMOND



VS.



April 15th, 2010  
The Diamond

Richmond Flying Squirrels (2-6) 3, Reading Phillies (5-3) 0  
April 15, 2010

	1	2	3	4	5	6	7	8	9	R	H	E
Reading	0	0	0	0	0	0	0	0	0	0	4	0
Richmond	0	1	0	0	1	1	0	0	x	3	6	0

Reading										Richmond									
AB	R	H	RBI	BB	SO	LOB	AVG	AB	R	H	RBI	BB	SO	LOB	AVG				
Gillies, CF	3	0	0	0	1	2	0	.121	Ford, CF	4	0	0	0	1	1	.194			
Galvis, SS	4	0	0	0	0	1	3	.258	Crawford, SS	4	0	1	0	0	1	.360			
Brown, D, RF	3	0	1	0	1	0	0	.333	Gillaspie, 3B	4	1	1	1	0	0	.212			
Mahar, 1B-LF	3	0	0	0	1	1	1	.310	Neal, LF	3	1	1	0	1	1	.188			
Pinckney, 3B	3	0	1	0	1	1	0	.310	Kieschnick, RF	3	0	1	0	0	0	.250			
Spidale, LF	4	0	0	0	0	4	.348	Ambort, 1B	3	0	0	0	0	1	.100				
Escalona, S, P	0	0	0	0	0	0	.000	Noonan, 2B	2	0	1	1	1	0	.226				
Gosewisch, C	4	0	1	0	0	1	0	.200	Williams, J, C	2	1	1	1	1	0	.444			
Chavez, O, 2B	3	0	0	0	1	1	.111	Maday, P	2	0	0	0	0	2	.000				
Cisco, P	2	0	1	0	0	0	.500	Ray, R, P	0	0	0	0	0	0	.000				
a-Stavisky, PH	1	0	0	0	0	0	.000	a-Timpner, PH	0	0	0	0	1	0	.375				
Chapman, P	0	0	0	0	0	0	.000	Stevens, J, P	0	0	0	0	0	0	.000				
Bozied, 1B	1	0	0	0	0	0	.333	Cova, P	0	0	0	0	0	0	.000				
<b>Totals</b>	<b>31</b>	<b>0</b>	<b>4</b>	<b>0</b>	<b>5</b>	<b>7</b>	<b>.257</b>	<b>Totals</b>	<b>27</b>	<b>3</b>	<b>6</b>	<b>3</b>	<b>4</b>	<b>6</b>	<b>.234</b>				

a-Grounded out for Cisco in the 7th.

a-Walked for Ray, R in the 7th.

### BATTING

**2B:** Brown, D (4, Maday).

**TB:** Brown, D 2; Pinckney; Gosewisch; Cisco.

**Runners left in scoring position, 2 out:** Mahar; Galvis 2; Spidale 2.

**Team RISP:** 0-for-3.

**Team LOB:** 9.

### FIELDING

**Outfield assists:** Gillies (Crawford at 3rd base).

**DP:** (Galvis-Chavez, O-Mahar).

### BATTING

**2B:** Noonan (3, Cisco), Crawford (3, Cisco).

**HR:** Williams, J (1, 5th inning off Cisco, 0 on, 0 out), Gillaspie (3, 6th inning off Cisco, 0 on, 0 out).

**TB:** Crawford 2; Gillaspie 4; Neal; Kieschnick; Noonan 2; Williams, J 4.

**RBI:** Noonan (1), Williams, J (3), Gillaspie (8).

**2-out RBI:** Noonan.

**Runners left in scoring position, 2 out:** Maday.

**GIDP:** Kieschnick.

**Team RISP:** 1-for-3.

**Team LOB:** 4.

### BASERUNNING

**SB:** Noonan (2, 3rd base off Cisco/Gosewisch).

**CS:** Noonan (1, 2nd base by Chapman/Gosewisch).

### Reading

	IP	H	R	ER	BB	SO	HR	ERA
Cisco (L, 1-1)	6.0	6	3	3	2	4	2	3.00
Chapman	1.0	0	0	0	2	0	0	0.00
Escalona, S	1.0	0	0	0	0	2	0	0.00
<b>Totals</b>	<b>8.0</b>	<b>6</b>	<b>3</b>	<b>3</b>	<b>4</b>	<b>6</b>	<b>2</b>	<b>4.31</b>

### Richmond

	IP	H	R	ER	BB	SO	HR	ERA
Maday (W, 1-0)	5.2	4	0	0	2	4	0	1.69
Ray, R (H, 1)	1.1	0	0	0	0	1	0	7.71
Stevens, J (H, 2)	0.2	0	0	0	2	1	0	0.00
Cova (S, 2)	1.1	0	0	0	1	1	0	0.00
<b>Totals</b>	<b>9.0</b>	<b>4</b>	<b>0</b>	<b>0</b>	<b>5</b>	<b>7</b>	<b>0</b>	<b>2.97</b>

**IBB:** Williams, J (by Cisco).

**Groundouts-flyouts:** Cisco 9-4, Chapman 1-1, Escalona, S 0-1, Maday 10-3, Ray, R 2-1, Stevens, J 0-1, Cova 1-1.

**Batters faced:** Cisco 24, Chapman 4, Escalona, S 3, Maday 23, Ray, R 4, Stevens, J 4, Cova 5.

**Inherited runners-scored:** Ray, R 1-0, Cova 2-0.

**Umpires:** HP: Chris Hamner. 1B: Jordan Ferrell. 2B: . 3B: Cory Hinga.

**Weather:** 73 degrees, clear.

**Wind:** 5 mph, Out to CF.

**T:** 2:38.

**Att:** 9,560.

Compiled by MLB Advanced Media

Organization

2013 Flying Squirrels

2012: In Review

History & Records

Eastern League

St. Giants

General Info



# HISTORY & RECORDS

## FLYING SQUIRRELS' ALL-TIME ROSTER

Organization

2013 Flying Squirrels

2012: In Review

History & Records

Eastern League

SF Giants

General Info

### A

Adrianza, Ehire - SS (2012)  
Ambort, Michael - IB (2010)  
Anders, Luke - IB/DH (2012)

### B

Belt, Brandon - IB/OF (2010)  
Biery, Drew - IB (2011)  
Bochy, Brett - RHP (2012)  
Bond, Brock - INF (2010)  
Bowlin, Drew - RHP (2011)  
Bose, Jim - S & C Coach (2012)  
Boyer, Brad - INF (2010)  
Brown, Gary - OF (2012)

### C

Cavan, Ryan - 2B (2012)  
Christian, Justin - OF (2011)  
Ciriaco, Juan - INF (2010, 2012)  
Clark, Craig - LHP (2010)  
Correa, Hector - RHP (2011)  
Cova, Rafael - RHP (2010)  
Crawford, Brandon - SS (2010)  
Culberson, Charlie - 2B (2011)

### D

D'Alessio, Andy - IB (2010)  
Dominguez, Chris - 3B/OF (2011, 2012)  
Dowdy, Justin - LHP (2011)  
Dunning, Jake - RHP (2012)  
Dunnington, Jacob - RHP (2012)

### E

Eshleman, John - UTIL (2012)

### F

Fairley, Wendell - OF (2011, 2012)  
Fitzgerald, Justin - RHP (2011, 2012)  
Fleet, Austin - RHP (2011, 2012)  
Flores, Jose - UTIL (2011, 2012)  
Ford, Darren - CF (2010, 2011)

### G

Gillaspie, Conor - 3B (2010)  
Gonzalez, Abe - S & C Coach (2010)  
Gloor, Chris - LHP (2012)  
Graham, Tyler - OF (2010)  
Grimsley, Ross - Pitching Coach (2010-2012)

### H

Hembree, Heath - RHP (2011)  
Heston, Chris - RHP (2012)  
Hinshaw, Alex - LHP (2011)  
Hodges, Wes - IB (2011, 2012)

### I

### J

Joseph, Tommy - C (2012)  
Joyce, Ken - Hitting Coach (2011-2012)

### K

Kickham, Mike - LHP (2012)  
Kieschnick, Roger - OF (2010, 2011)  
Klimas, Matt - C (2010)  
Koshansky, Joe - IB (2011)

### L

La Torre, Tyler - C (2010)  
Liles, Nick - OF (2012)  
Lively, Mitch - RHP (2010, 2011)  
Lofgren, Chuck - LHP (2011)  
Lollis, Ryan - OF (2011)  
Lormand, Ryan - INF (2010, 2011)  
Lowenstein, Aaron - C (2010, 2011)

### M

MacDonald, Mike - RHP (2010)  
Machemer, Dave - Manager (2011-2012)  
Maday, Daryl - RHP (2010, 2011, 2012)  
Main, Michael - RHP (2010)  
Martin, Adrian - RHP (2010)  
Martinez-Esteve, Eddy - OF (2010)  
Matos, Osiris - RHP (2011)  
Mayora, Daniel - 3B (2012)  
McBryde, Mike - OF (2011)  
Minicozzi, Mark - INF/OF (2012)  
Mitchell, Russ - INF/OF (2012)  
Mixon, David - RHP (2010, 2011)  
Monell, Johnny - C (2011, 2012)  
Morman, Russ - Hitting Coach (2010)

### N

Neal, Thomas - OF (2010)  
Noonan, Nick - 2B (2010, 2011)  
Ortega, Eric - Athletic Trainer (2010-2011)  
Otero, Dan - RHP (2011)

### P

Peguero, Francisco - OF (2011)  
Perez, Juan - OF (2011, 2012)  
Pena Jr., Tony - RHP (2010)  
Petra, L.J. - Athletic Trainer (2012)

### Q

Quinowski, David - LHP (2010, 2011)  
Quirarte, Edwin - RHP (2011, 2012)

### R

Ray, Ronnie - RHP (2010, 2011)  
Reichard, Andy - RHP (2012)  
Rodriguez, Wilmin - LHP (2010, 2011)  
Rojas, Nestor - C (2010)  
Romero, Felix - RHP (2010)  
Ronick, Ari - LHP (2012)

### S

Schoop, Sharlon - INF (2010, 2011)  
Schumer, Justin - RHP (2011)  
Sherrill, Garrett - S & C Coach (2011)  
Sisco, Andy - LHP (2010)  
Skeels, Andy - Manager (2010)  
Sosa, Henry - RHP (2011)  
Stevens, Jake - LHP (2010)  
Stevenson, Jason - LHP (2011, 2012)  
Stoffel, Jason - RHP (2011)  
Stromsmoe, Skyler - UTIL (2010, 2011)  
Surkamp, Eric - LHP (2011)

### T

Tanner, Clayton - LHP (2010, 2011)  
Timpner, Clay - OF (2010)  
Turpen, Daniel - RHP (2010)

### U

### V

Verdugo, Ryan - LHP (2011)  
Vessella, Tom - LHP (2011, 2012)

### W

Weeks, Joel - UTIL (2011, 2012)  
Westcott, Craig - RHP (2010, 2012)  
Whitaker, Craig - RHP (2010)  
Williams, Jackson - C (2010, 2011)  
Wilson, Chris - RHP (2012)

### X

### Y

### Z

Zambrano, Eliezer - C (2010, 2011, 2012)



Eliezer Zambrano (Left), and Daryl Maday (Right) are the only two players to appear for the Squirrels in each of their first three seasons in Richmond. Maday, started the Inaugural game at The Diamond in 2010 and the first ever post-season game for Richmond against Harrisburg in 2011. He won both.

# HISTORY & RECORDS



## FROM THE BOULEVARD TO THE BAY



Darren Ford: MLB Debut - 2010



Brandon Belt: MLB Debut - 2011



Brandon Crawford: MLB Debut - 2011



Conor Gillaspie: MLB Debut - 2008



Henry Sosa: MLB Debut - 2011



Eric Surkamp: MLB Debut - 2011



Dan Otero: MLB Debut - 2012



Charlie Culberson: MLB Debut - 2012



Ryan Verdugo: MLB Debut - 2012



Francisco Peguero: MLB Debut - 2012



Thomas Neal: MLB Debut - 2012



Tyler Graham: MLB Debut - 2012

Organization

2013 Flying Squirrels

2012: In Review

History & Records

Eastern League

SF Giants

General Info



# HISTORY & RECORDS

Organization

2013 Flying Squirrels

2012: In Review

History & Records

Eastern League

SF Giants

General Info



## FLYING SQUIRRELS' POSTSEASON HISTORY



**2011 Western Division Championship Series**  
 Richmond Flying Squirrels vs. Harrisburg Senators  
 Flying Squirrels Win Series (3-0)



WDCS - Game 1	1	2	3	4	5	6	7	8	9	R	H	E
Richmond	0	1	0	0	0	2	0	2	1	6	13	0
Harrisburg	0	0	0	0	0	0	0	0	0	0	7	2

Date/Venue: 9/9/11/The Diamond      WP: D. Maday (1-0)      LP: E. Arnesen (0-1)      S: None      T: 2:51      Att.: 6,447

WDCS - Game 2	1	2	3	4	5	6	7	8	9	10	11	R	H	E
Richmond	0	0	0	0	0	0	0	2	0	0	2	4	7	0
Harrisburg	0	0	0	2	0	0	0	0	0	0	0	2	6	2

Date/Venue: 9/10/11/The Diamond      WP: H. Hembree (1-0)      LP: P. Lehman (0-1)      S: None      T: 3:21      Att.: 6,489

WDCS - Game 3	1	2	3	4	5	6	7	8	9	R	H	E
Harrisburg	0	0	0	0	0	0	0	1	0	1	5	0
Richmond	0	0	0	0	0	2	0	0	x	2	8	0

Date/Venue: 9/11/11/The Diamond      WP: J. Fitzgerald (1-0)      LP: T. Roark (0-1)      S: H. Correa (1)      T: 2:21      Att.: 2,891



**2011 Eastern League Championship Series**  
 Richmond Flying Squirrels vs. N. Hampshire Fisher Cats  
 Fisher Cats Win Series (3-1)



ELCS - Game 1	1	2	3	4	5	6	7	8	9	R	H	E
Richmond	1	2	0	3	1	0	1	0	2	10	17	3
New Hampshire	0	0	4	0	1	1	0	3	0	9	10	2

Date/Venue: 9/13/11/NE Delta Dental Stadium      WP: H. Hembree (2-0)      LP: B. Korecky (0-1)      S: None      T: 3:42      Att.: 2,491

ELCS - Game 2	1	2	3	4	5	6	7	8	9	R	H	E
Richmond	1	0	0	0	0	0	2	0	2	5	11	1
New Hampshire	0	3	0	0	1	0	3	0	x	7	11	1

Date/Venue: 9/14/11/NE Delta Dental Stadium      WP: N. Molina (1-1)      LP: D. Maday (1-1)      S: None      T: 3:15      Att.: 2,532

ELCS - Game 3	1	2	3	4	5	6	7	8	9	R	H	E
New Hampshire	0	0	0	0	0	5	0	0	0	5	6	1
Richmond	1	0	0	0	0	1	0	1	0	3	11	1

Date/Venue: 9/16/11/The Diamond      WP: W. Etheridge (1-0)      LP: J. Stevenson (0-1)      S: B. Korecky (4)      T: 2:59      Att.: 8,819

ELCS - Game 4	1	2	3	4	5	6	7	8	9	R	H	E
New Hampshire	0	1	0	2	0	0	0	0	1	4	8	1
Richmond	0	1	1	0	0	1	0	0	0	3	10	2

Date/Venue: 9/17/11/The Diamond      WP: C. Everts (1-0)      LP: H. Correa (0-1)      S: B. Korecky (5)      T: 2:58      Att.: 4,721





"AA" AFFILIATE



EASTERN LEAGUE

FLYING  
SQUIRRELS

2013  
Media & Information Guide

# EASTERN LEAGUE



Organization

2013 Flying Squirrels

2012: In Review

History & Records

Eastern League

SF Giants

General Info



## EASTERN LEAGUE

Eastern League  
 30 Danforth St., Suite 208  
 Portland, ME 04101  
 Phone: (207) 761-2700  
 Fax: (207) 761-7064  
[www.easternleague.com](http://www.easternleague.com)



Official Name .....	The Eastern League of Professional Baseball Clubs, Inc.
E-Mail .....	elpb@easternleague.com
President .....	Joseph R. McEacharn (11th year)
Assistant to the President .....	Bill Rosario
Years League Active .....	1923-Present
Schedule .....	142 Games, Unbalanced
2013 Opening Date .....	April 4
2013 Closing Date .....	September 2
Playoffs Begin .....	September 4
All-Star Break .....	July 9-10
2013 All-Star Game .....	July 10, New Britain Stadium, New Britain, CT
League Roster Limit .....	25 Players, Entire Season
Playoff Format .....	Top two teams based on winning percentage qualify
Divisional Playoffs .....	Best of Five (2-2-1)
League Championship Series .....	Best of Five (2-3)
Tiebreakers (First) .....	Head-to-Head Season Series
Tiebreakers (Second) .....	One-Game Playoff
League Statistician .....	MLB Advanced Media
	75 Ninth Avenue, 5th Floor, New York, NY 10011
Batting Title Minimum .....	2.7 PA per scheduled game
ERA Title Minimum .....	0.8 IP per scheduled game

### WESTERN

### EASTERN



# EASTERN LEAGUE



## EASTERN LEAGUE MILEAGE CHART

	AKR	ALT	BNG	BOW	ERI	HAR	NBR	NHM	POR	REA	RIC	TRE
Akron	X	187	350	336	121	310	538	709	706	350	446	414
Altoona	187	X	201	167	175	138	374	520	552	170	271	239
Binghamton	350	201	X	266	254	181	216	338	360	143	400	165
Bowie	336	167	266	X	337	109	323	460	508	123	124	149
Erie	121	175	254	337	X	298	497	579	586	310	463	374
Harrisburg	310	138	181	109	298	X	271	430	480	65	217	132
New Britain	538	374	216	323	497	271	X	150	210	224	450	167
New Hampshire	709	520	338	460	579	430	150	X	94	370	586	304
Portland	706	552	360	508	586	480	210	94	X	420	654	360
Reading	350	170	143	123	310	65	224	370	420	X	259	73
Richmond	446	271	400	124	463	217	450	586	654	259	X	284
Trenton	414	239	165	149	374	132	167	304	360	73	284	X

## 2013 EASTERN LEAGUE UMPIRE ROSTER

#	Umpire	Resides	Experience	2012 League
7	Joey Amaral	Columbia, MD	7 Years	Eastern
60	John Bacon	Sherrodsville, OH	5.5 Years	Southern
5	Joe Born	Lafayette, IN	7 Years	Eastern
38	Billy Cuhna	New York, NY	4 Years	California
2	Brian De Brauwere	Hummelstown, PA	5 Years	Eastern
57	Ramon De Jesus	Santo Domingo, DR	5 Years	Eastern
19	Eric Gilliam	Roscoe, IL	5 Years	California
24	Chris Gonzalez	Campbell, CA	5 Years	Eastern
40	Luke Hamilton	Goshen, IN	7 Years	Eastern
30	Tom Honec	Harrisonburg, VA	6 Years	Eastern
6	Nic Lentz	Holland, MI	6 Years	Eastern
3	Nick Mahrley	Bartlett, IL	7 Years	Eastern
9	Jeff Morrow	Fenton, MO	6 Years	Eastern
28	Roberto Ortiz	Hopkinsville, KY	4.5 Years	Eastern
8	Brian Reilly	Grand Rapids, MI	3 Years	Florida State
59	Matt Springer	Beaverton, OR	5.5 Years	Florida State
46	Chris Tipton	Flint, MI	5 Years	Florida State
17	Jason Visconti	Latrobe, PA	4 Years	Carolina



# EASTERN LEAGUE

Organization

2013 Flying Squirrels

2012: In Review

History & Records

Eastern League

SF Giants

General Info



## AEROS

Canal Park  
300 South Main Street  
Akron, OH 44308  
Phone: (330) 253-5151  
Fax: (330) 253-3300  
www.akronaeros.com



Affiliation .....	Cleveland Indians (since 1997)
First Year .....	1997
Ballpark .....	Canal Park (cap. 9,097)
Field Dimensions .....	LF-331, CF-400, RF-337
League Titles .....	4 ('03, '05, '09, '12)
Last Eastern League Title .....	2012
Last Playoff Appearance .....	2012 (Won EL Title)
2012 Record .....	82-59
Place (Western) .....	1st
2012 Record Vs. Flying Squirrels .....	9-5
All-Time Record Vs. Flying Squirrels .....	19-12
2012 Attendance (Total) .....	256,473 (9th in EL)
2012 Attendance (Average) .....	3,772 (9th in EL)

CEO/Owner .....	Ken Babby
General Manager/COO .....	Jim Pfander
Director of Public & Media Relations .....	Adam Liberman
Radio Broadcaster .....	Dave Wilson
Flagship Radio Station .....	SportsRadio 1350 AM

Manager .....	Edwin Rodriguez
Hitting Coach .....	Jim Rickon
Pitching Coach .....	Greg Hibbard
Trainer .....	Chad Wolfe

Distance from Richmond ..... 446 Miles

Flying Squirrels' Hotel in Akron ..... Ramada Plaza - Akron  
20 West Mill Street  
Akron, OH 44308  
PH: (330) 384-1500  
FX: (330) 434-5525



Canal Park

### 2013 Series

	@Akron	@Richmond
7/25 .....	7:05	7/4.....6:35
7/26 .....	7:05	7/5.....7:05
7/27 .....	7:05	7/6.....6:05
7/28 .....	2:05	7/7.....2:05
		7/8.....12:05
		8/13.....7:05
		8/14.....7:05
		8/15.....7:05



# EASTERN LEAGUE



## CURVE

Peoples Natural Gas Field  
1000 Park Avenue  
Altoona, PA 16602  
Phone: (814) 943-5400  
Fax: (814) 943-9050  
www.altoonacurve.com



Affiliation	Pittsburgh Pirates (since 1999)
First Year	1999
Ballpark	Peoples Natural Gas Field (cap. 7,210)
Field Dimensions	LF-325, CF-405, RF-325
League Titles	1 ('10)
Last Eastern League Title	2010
Last Playoff Appearance	2010 (Won EL Title)
2012 Record	72-70
Place (Western)	3rd
2012 Record Vs. Flying Squirrels	12-9
All-Time Record Vs. Flying Squirrels	36-28
2012 Attendance (Total)	270,613 (8th in EL)
2012 Attendance (Average)	4,295 (7th in EL)

Chief Operating Officer	David Lozinak
General Manager	Rob Egan
Radio Broadcaster	Mike Passanisi
Flagship Radio Station	ESPN Radio 1430 AM

Manager	Carlos Garcia
Hitting Coach	Ryan Long
Pitching Coach	Stan Kyles
Trainer	Mike Zalno

Distance from Richmond ..... 271 Miles

Flying Squirrels' Hotel in Altoona ..... Ramada - Altoona  
1 Sheraton Drive  
Altoona, PA 16601  
PH: (814) 946-1631  
FX: (814) 946-0785



Peoples Natural Gas Field

### 2013 Series

@Altoona		@Richmond	
4/15	6:30	4/22	6:35
4/16	6:30	4/23	6:35
4/17	10:30 am	4/24	10:35 am
5/9	6:30	5/17	7:05
5/10	6:30	5/18	6:05
5/11	6:00	5/19	2:05
5/12	1:00	8/22	7:05
5/24	6:30	8/23	7:05
5/25	6:00	8/24	6:05
5/26	6:00	8/25	2:05
5/27	12:00		



# EASTERN LEAGUE

Organization

2013 Flying Squirrels

2012: In Review

History & Records

Eastern League

SF Giants

General Info



**METS**

**NYSEG Stadium**  
 211 Henry Street  
 Binghamton, NY 13901  
 Phone: (607) 723-6387  
 Fax: (607) 723-7779  
 www.bmets.com



<b>Affiliation</b> .....	New York Mets (since 1992)
<b>First Year</b> .....	1992
<b>Ballpark</b> .....	NYSEG Stadium (cap. 6,012)
<b>Field Dimensions</b> .....	LF-330, CF-400, RF-330
<b>League Titles</b> .....	2 ('92, '94)
<b>Last Eastern League Title</b> .....	1994
<b>Last Playoff Appearance</b> .....	2004 (Lost in Divisional Series)
<b>2012 Record</b> .....	68-74
<b>Place (Eastern)</b> .....	5th
<b>2012 Vs. Flying Squirrels</b> .....	3-3
<b>All-Time Record Vs. Flying Squirrels</b> .....	10-9
<b>2012 Attendance (Total)</b> .....	196,929 (12th in EL)
<b>2012 Attendance (Average)</b> .....	2,984 (12th in EL)

<b>General Manager</b> .....	Jim Weed
<b>Director of Marketing</b> .....	Heith Tracy
<b>Radio Broadcasters</b> .....	Tim Heiman, Greg Murray
<b>Flagship Radio Station</b> .....	WNBF Newsradio 1290 AM

<b>Manager</b> .....	Pedro Lopez
<b>Hitting Coach</b> .....	Luis Natera
<b>Pitching Coach</b> .....	Glenn Abbott
<b>Trainer</b> .....	Matt Hunter

**Distance from Richmond**..... 400 Miles

**Flying Squirrels' Hotel in Binghamton**..... Best Western - Johnson City  
 569 Harry L. Drive  
 Johnson City, NY 13790  
 PH: (607) 729-9194  
 FX: (607) 729-3205



**NYSEG Stadium**

## 2013 Series

**@Binghamton**

**@Richmond**

8/6.....7:00	7/30.....7:05
8/7.....7:00	7/31.....7:05
8/8.....12:00	8/1.....7:05



# EASTERN LEAGUE



## BAYSOX

Prince George's Stadium  
4101 NE Grain Highway  
Bowie, MD 20716  
Phone: (301) 805-6000  
Fax: (301) 464-4911  
www.baysox.com



Affiliation.....	Baltimore Orioles (since 1993)
First Year.....	1993
Ballpark.....	Prince George's Stadium (cap. 10,000)
Field Dimensions.....	LF-309, CF-405, RF-309
League Titles.....	None
Last Eastern League Title.....	None
Last Playoff Appearance.....	2012 (Lost in Divisional Series)
2012 Record.....	78-64
Place (Western).....	2nd
2012 Vs. Flying Squirrels.....	11-13
All-Time Vs. Flying Squirrels.....	40-38
2012 Attendance (Total).....	248,210 (10th in EL)
2012 Attendance (Average).....	3,650 (10th in EL)

General Manager.....	Brian Shallcross
Assistant General Manager.....	Phil Wrye
Broadcaster.....	Ben Gordon-Goldstein
Flagship Radio Station.....	Baysox.com

Manager.....	Gary Kendall
Field Coach.....	Einar Diaz
Pitching Coach.....	Kennie Steenstra
Trainer.....	Aaron Scott

Distance from Richmond..... 124 Miles

Flying Squirrels' Hotel in Bowie..... Best Western - Annapolis  
2520 Riva Road  
Annapolis, MD 21401  
PH: (410) 224-2800  
FX: (410) 266-5539

### 2013 Series



Prince George's Stadium

@Bowie		@Richmond	
4/29.....	7:05	4/8.....	6:35
4/30.....	7:05	4/9.....	6:35
5/1.....	7:05	4/10.....	10:35 am
5/2.....	11:05 am	5/6.....	6:35
7/11.....	7:05	5/7.....	6:35
7/12.....	7:05	5/8.....	6:35
7/13.....	6:35	6/24.....	6:35
7/14.....	6:05	6/25.....	6:35
8/16.....	7:05	6/26.....	12:05
8/17.....	6:35	7/18.....	7:05
8/18.....	6:05	7/19.....	7:05
		7/20.....	6:05
		7/21.....	2:05



# EASTERN LEAGUE

Organization

2013 Flying Squirrels

2012: In Review

History & Records

Eastern League

SF Giants

General Info



**ERIE SEAWOLVES**™

**SEAWOLVES**

Jerry Uht Park  
110 East 10th Street  
Erie, PA 16501  
Phone: (814) 456-1300  
Fax: (814) 456-7520  
www.seawolves.com



Affiliation.....	Detroit Tigers (since 2001)
First Year.....	1999
Ballpark.....	Jerry Uht Park (cap. 6,952)
Field Dimensions.....	LF-312, CF-400, RF-328
League Titles.....	None
Last Eastern League Title.....	None
Last Playoff Appearance.....	2007 (Lost in Divisional Series)
2012 Record.....	57-84
Place (Western).....	5th
2012 Vs. Flying Squirrels.....	4-3
All-Time Record Vs. Flying Squirrels.....	12-19
2012 Attendance (Total).....	208,725 (11th in EL)
2012 Attendance (Average).....	3,025 (11th in EL)

President.....	Greg Coleman
Assistant General Manager/Sales.....	Mark Pirello
Assistant General Manager/Communications.....	Greg Gania
Radio Broadcaster.....	Greg Gania
Flagship Radio Station.....	Fox Sports Radio 1330 The Fan

Manager.....	Chris Cron
Hitting Coach.....	Gerald Perry
Pitching Coach.....	Jaime Garcia
Trainer.....	Chris McDonald

Distance from Richmond ..... 463 Miles

Flying Squirrels' Hotel in Erie..... Bel Air Clarion Hotel  
2800 West 8th Street  
Erie, PA 16505  
PH: (814) 833-1116  
FX: (814) 838-3242



Jerry Uht Park

### 2013 Series

@Erie	@Richmond
6/27 ..... 7:05	5/31 ..... 7:05
6/28 ..... 7:05	6/1 ..... 6:05
6/29 ..... 7:05	6/2 ..... 2:05
6/30 ..... 1:35	
7/22 ..... 7:05	
7/23 ..... 7:05	
7/24 ..... 12:05	



# EASTERN LEAGUE



## SENATORS

**Metro Bank Park**  
**112 Market Street**  
**Harrisburg, PA 17101**  
**Phone: (717) 231-4444**  
**Fax: (717) 231-4445**  
**www.senatorsbaseball.com**



Affiliation.....	Washington Nationals (since 1991)
First Year.....	1987
Ballpark.....	Metro Bank Park (cap. 6,302)
Field Dimensions.....	LF-330, CF-400, RF-335
League Titles.....	6 ('87, '93, '96, '97, '98, '99)
Last Eastern League Title.....	1999
Last Playoff Appearance.....	2011 (Lost in Divisional Series)
2012 Record.....	64-78
Place (Western).....	5th
2012 Vs. Flying Squirrels.....	6-14
All-Time Vs. Flying Squirrels.....	21-30
2012 Attendance (Total).....	280,964 (7th in EL)
2012 Attendance (Average).....	4,132 (8th in EL)

Chairman.....	Michael Reinsdorf
Chief Executive Officer.....	Bill Davidson
President.....	Kevin Kulp
General Manager.....	Randy Whitaker
Radio Broadcasters.....	Terry Byrom, Marshall Kelner
Flagship Radio Station.....	WTKT 1460 AM The Ticket

Manager.....	Matt LeCroy
Hitting Coach.....	Eric Fox
Pitching Coach.....	Paul Menhart
Trainer.....	John Kotredes

Distance from Richmond ..... 217 Miles

Flying Squirrels' Hotel in Harrisburg ..... Park Inn by Radisson  
 5401 Carlisle Pike  
 Mechanicsburg, PA 17050  
 PH: (800) 772-7829  
 FX: (717) 697-7594



**Metro Bank Park**

### 2013 Series

@Harrisburg		@Richmond	
5/13.....	7:00	8/19.....	7:05
5/14.....	7:00	8/20.....	7:05
5/15.....	10:30 am	8/21.....	7:05
6/11.....	7:00	8/30.....	7:05
6/12.....	7:00	8/31.....	6:05
6/13.....	7:00	9/1.....	2:05
		9/2.....	12:05

Organization

2013 Flying Squirrels

2012: In Review

History & Records

Eastern League

SF Giants

General Info



# EASTERN LEAGUE



Organization

2013 Flying Squirrels

2012: In Review

History & Records

Eastern League

SF Giants

General Info



## ROCK CATS

New Britain Stadium  
230 John Karbonic Way  
New Britain, CT 06051  
Phone: (860) 225-8383  
Fax: (860) 225-6267  
www.rockcats.com



Affiliation.....	Minnesota Twins (since 1995)
First Year.....	1983
Ballpark.....	New Britain Stadium (cap. 6,146)
Field Dimensions.....	LF-330, CF-400, RF-330
League Titles.....	2 ('83, '01)
Last Eastern League Title.....	2001
Last Playoff Appearance.....	2009 (Lost in Divisional Series)
2012 Record.....	75-67
Place (Eastern).....	3rd
2012 Vs. Flying Squirrels.....	10-4
All-Time Vs. Flying Squirrels.....	21-20
2012 Attendance (Total).....	339,100 (6th in EL)
2012 Attendance (Average).....	5,061 (6th in EL)

President/General Manager.....	John Willi
Executive Vice President.....	Jeff Garner
Media Relations Contact.....	Jeff Dooley
Radio Broadcaster.....	Jeff Dooley
Flagship Radio Station.....	WTIC FM 96.5 HD2

Manager.....	Jeff Smith
Hitting Coach.....	Chad Allen
Pitching Coach.....	Stu Cliburn
Trainer.....	Larry Bennese

Distance from Richmond..... 450 Miles

Flying Squirrels' Hotel in New Britain..... Holiday Inn Express  
120 Laning Street  
Southington, CT 06489  
PH: (860) 276-0736  
FX: (860) 276-9405



New Britain Stadium

### 2013 Series

@New Britain		@Richmond	
4/26.....	6:35	4/4.....	6:35
4/27.....	6:35	4/5.....	7:05
4/28.....	1:35	4/6.....	6:05
5/28.....	6:35	4/7.....	2:05
5/29.....	6:35	6/4.....	6:35
5/29.....	6:35	6/5.....	6:35
5/30.....	10:35 am	6/6.....	6:35

# EASTERN LEAGUE




## FISHER CATS

Northeast Delta Dental Stadium  
1 Line Drive  
Manchester, NH 03101  
Phone: (603) 641-2005  
Fax: (603) 641-2055  
www.nhfishercats.com



Affiliation.....	Toronto Blue Jays (since 2004)
First Year.....	2004
Ballpark.....	Merchantsauto.com Stadium (cap. 6,500)
Field Dimensions.....	LF-326, CF-400, RF-306
League Titles.....	2 (2004, 2011)
Last Eastern League Title.....	2011
Last Playoff Appearance.....	2011 (Won Eastern League Title)
2012 Record.....	61-81
Place (Eastern).....	6th
2012 Vs. Flying Squirrels.....	1-5
All-Time Vs. Flying Squirrels.....	8-10
2012 Attendance (Total).....	377,317 (3rd in EL)
2012 Attendance (Average).....	5,549 (3rd in EL)
<b>President</b> .....	Rick Brenner
<b>Vice President, Business Operations</b> .....	Steve Pratt
<b>Radio Broadcasters</b> .....	Bob Lipman, Tom Gauthier, Dick Lutsck, Charlie Sherman, Chris Shuker
<b>Flagship Radio Station</b> .....	WGIR 610 AM
<b>Manager</b> .....	Gary Allenson
<b>Hitting Coach</b> .....	Richie Hebner
<b>Pitching Coach</b> .....	Tom Signore
<b>Trainer</b> .....	Bob Tarpey
<b>Distance from Richmond</b> .....	586 Miles
<b>Flying Squirrels' Hotel in Manchester</b> .....	Comfort Inn 298 Queen City Avenue Manchester, NH 03102 PH: (603) 668-2600 FX: (603) 668-2600



Northeast Delta Dental Stadium

### 2013 Series

@New Hampshire		@Richmond	
8/9.....	7:05	8/2.....	7:05
8/10.....	7:05	8/3.....	6:05
8/11.....	3:05	8/4.....	2:05

Organization

2013 Flying Squirrels

2012: In Review

History & Records

Eastern League

SF Giants

General Info



# EASTERN LEAGUE



Organization

2013 Flying Squirrels

2012: In Review

History & Records

Eastern League

SF Giants

General Info

## PORTLAND Sea Dogs



## SEA DOGS

Hadlock Field  
271 Park Avenue  
Portland, ME 04102  
Phone: (207) 874-9300  
Fax: (207) 780-0317  
www.seadogs.com



Affiliation.....	Boston Red Sox (since 2003)
First Year.....	1994
Ballpark.....	Hadlock Field (cap. 7,368)
Field Dimensions.....	LF-315, CF-400, RF-335
League Titles.....	1 (2006)
Last Eastern League Title.....	2006
Last Playoff Appearance.....	2008 (Lost in Divisional Series)
2012 Record.....	68-73
Place (Eastern).....	4th
2012 Vs. Flying Squirrels.....	3-3
All-Time Record Vs. Flying Squirrels.....	7-11
2012 Attendance (Total).....	374,930 (4th in EL)
2012 Attendance (Average).....	5,434 (4th in EL)

President.....	Charlie Eshbach
Executive Vice President/GM.....	Geoff Iacuesa
Radio Broadcaster.....	Mike Antonellis
Flagship Radio Station.....	WBAE 1490 AM (Portland) WVAE 1400 AM (York County)

Manager.....	Kevin Boles
Hitting Coach.....	Rich Gedman
Pitching Coach.....	Bob Kipper
Trainer.....	Brandon Henry

Distance from Richmond ..... 654 Miles

Flying Squirrels' Hotel in Portland ..... Doubletree by Hilton Hotel  
363 Maine Mall Road  
South Portland, ME 04106  
PH: (207) 756-6516  
FX: (207) 756-6622

### 2013 Series



Hadlock Field

@Portland		@Richmond	
8/6.....	7:00	7/30.....	7:05
8/7.....	7:00	7/31.....	7:05
8/8.....	12:00	8/1.....	7:05



# EASTERN LEAGUE



## FIGHTIN PHILS

**FirstEnergy Stadium**  
 1900 South Centre Avenue  
 Reading, PA 19605  
 Phone: (610) 375-8469  
 Fax: (610) 373-5868  
 www.readingphillies.com



Affiliation.....	Philadelphia Phillies (since 1967)
First Year.....	1952
Ballpark.....	FirstEnergy Stadium (cap. 9,000)
Field Dimensions.....	LF-330, CF-400, RF-330
League Titles.....	5 ('57, '68, '73, '95, '01)
Last Eastern League Title.....	2001
Last Playoff Appearance.....	2012 (Lost in Divisional Series)
2012 Record.....	76-66
Place (Eastern).....	2nd
2012 Vs. Flying Squirrels.....	9-7
All-Time Vs. Flying Squirrels.....	26-20
2012 Attendance (Total).....	426,623 (2nd in EL)
2012 Attendance (Average).....	6,368 (1st in EL)
<b>General Manager</b> .....	Scott Hunsicker
<b>Assistant General Manager</b> .....	Ashley Peterson
<b>Radio Broadcaster</b> .....	Anthony Oppermann
<b>Flagship Radio Station</b> .....	1340 WRAW-AM
<b>Manager</b> .....	Dusty Wathan
<b>Hitting Coach</b> .....	Frank Cacciatore
<b>Pitching Coach</b> .....	Dave Lundquist
<b>Trainer</b> .....	Chris Mudd
<b>Distance from Richmond</b> .....	259 Miles
<b>Flying Squirrels' Hotel in Reading</b> .....	Crowne Plaza Reading 1741 Papermill Rd. Wyomissing, PA 19610 PH: (877) 354-1011 FX: (610) 375-7562



**FirstEnergy Stadium**

### 2013 Series

@Reading		@Richmond	
6/21.....	7:05	4/18.....	6:35
6/22.....	6:35	4/19.....	7:05
6/23.....	1:35	4/20.....	6:05
7/1.....	7:05	4/21.....	7:05
7/2.....	7:05	6/14.....	7:05
7/3.....	7:05	6/15.....	6:05
8/26.....	7:05	6/16.....	2:05
8/27.....	7:05		
8/28.....	7:05		
8/29.....	7:05		

Organization

2013 Flying Squirrels

2012: In Review

History & Records

Eastern League

SF Giants

General Info



# EASTERN LEAGUE



Organization

2013 Flying Squirrels

2012: In Review

History & Records

Eastern League

SF Giants

General Info



## THUNDER

Arm & Hammer Park  
 One Thunder Road  
 Trenton, NJ 08611  
 Phone: (609) 394-3300  
 Fax: (609) 394-9666  
[www.trentonthunder.com](http://www.trentonthunder.com)



Affiliation.....	New York Yankees (since 2003)
First Year.....	1994
Ballpark.....	Mercy County Waterfront Park (cap. 6,440)
Field Dimensions.....	LF-330, CF-407, RF-330
League Titles.....	2 ('07, '08))
Last Eastern League Title.....	2008
Last Playoff Appearance.....	2012 (Lost in ELCS)
2012 Record.....	79-63
Place (Eastern).....	1st
2012 Vs. Flying Squirrels.....	4-3
All-Time Vs. Flying Squirrels.....	12-16
2012 Attendance (Total).....	373,355 (5th in EL)
2012 Attendance (Average).....	5,411 (5th in EL)

General Manager/COO.....	Will Smith
Sr.VP of Corporate Sales and Partnerships.....	Eric Lipsman
Radio Broadcaster.....	Josh Maurer
Flagship Radio Station.....	107.7 WRRF-FM The Bronx

Manager.....	Tony Franklin
Hitting Coach.....	Justin Turner
Pitching Coach.....	Tommy Phelps
Coach.....	Luis Dorante
Trainer.....	Scott DiFrancesco

Distance from Richmond ..... 284 Miles

Flying Squirrels' Hotel in Trenton ..... Trenton Marriott  
 1 West Lafayette Street  
 Trenton, NJ 08608  
 PH: (609) 421-4000  
 FX: (609) 421-4002

### 2013 Series



Arm & Hammer Park

@Trenton		@Richmond	
4/11.....	7:05	5/3.....	7:05
4/12.....	7:05	5/4.....	6:05
4/13.....	5:05	5/5.....	2:05
4/14.....	1:05	5/20.....	6:35
6/7.....	7:05	5/21.....	6:35
6/8.....	7:05	5/22.....	6:35
6/9.....	1:05	5/23.....	6:35



"AA" AFFILIATE



SAN FRANCISCO GIANTS

FLYING  
SQUIRRELS

2013  
Media & Information Guide



# SAN FRANCISCO GIANTS



# GIANTS

AT&T Park  
 24 Willie Mays Plaza  
 San Francisco, CA 94107  
 Phone: (415) 972-2000  
 www.sfgiants.com



## San Francisco Baseball Associates L.P.

### EXECUTIVE

President and Chief Executive Officer .....	Laurence M. Baer
Chairman Emeritus .....	William H. Neukom
Special Assistant .....	Willie Mays
Senior Advisor .....	Willie McCovey
Special Assistant .....	Will Clark
Special Assistant .....	J.T. Snow
Community Ambassador .....	Orlando Cepeda
Community Ambassador .....	Lon Simmons
Executive Assistant to the President .....	Terri Guess

### BASEBALL OPERATIONS

Senior Vice President & General Manager .....	Brian R. Sabean
Executive Assistant to the General Manager .....	Karen Sweeney
Vice President of Player Personnel .....	Dick Tidrow
Vice President of Baseball Operations .....	Bobby Evans
Special Assistant to the General Manager .....	Felipe Alou
Special Assistant to the General Manager .....	Lou Pinella
Special Assistant to the General Manager, Scouting .....	John Barr
Senior Advisor, Baseball Operations .....	Tony Siegle
Senior Director of Baseball Operations, Pro Scouting .....	Jeremy Shelley
Director of Player Development .....	Fred Stanley
Director, Minor League Operations, Quantitative Analysis .....	Yeshayah Goldfarb
Senior Advisor, Scouting .....	Joe Lefebvre
Senior Advisor, Scouting .....	Paul Turco
Senior Advisor, Scouting .....	Ed Creech
Senior Advisor, Scouting .....	Matt Nerland
Coordinator of Amateur Scouting .....	Doug Mapson
Special Assistant, Scouting .....	Matt Nerland
Director of Dominican Operations .....	Pablo Peguero
Coordinator of Pacific Rim Scouting .....	John Cox
Coordinator of Japan Operations .....	Shun Kakuzu
Senior Consultant, Player Personnel .....	Jack Hiatt
Special Assistant, Player Development .....	Joe Amalfitano
Special Assistant, Player Development .....	Jim Davenport
Coordinator of Video Operations .....	Danny Martin
Coordinator of Organizational Travel .....	Mike Scardino
Manager, Player Personnel Administration .....	Clara Ho
Coordinator of Medical Administration .....	Chrissy Yuen
Coordinator of Scouting Administration .....	Adam Nieting
Coordinator of Minor League Operations .....	Eric Flemming
Director of Arizona Minor League Operations .....	Alan Lee
Arizona Minor League Operations Assistant .....	Gabriel Alvarez

Organization

2013 Flying Squirrels

2012: In Review

History & Records

Eastern League

SF Giants

General Info





# SAN FRANCISCO GIANTS



## San Francisco Giants' Media Relations Department

General Phone: (415) 972-2445

General Fax: (415) 947-2800

<b>Staci Slaughter</b> , Sr. Vice President, Communications	(415) 972-1960
<b>Maria Jacinto</b> , Sr. Director of Broadcast Services	(415) 972-1960
<b>Jim Moorehead</b> , Sr. Director of Media Relations	(415) 972-2449
<b>Matt Chisholm</b> , Senior Media Relations Coordinator	(415) 972-2441
<b>Liam Connelly</b> , Media Relations Support	(415) 972-2443
<b>Shana Daum</b> , Vice President, Public Affairs & Community Relations	(415) 972-2496

## GIANTS' 40-MAN ROSTER (As of February 11th)

Pitchers	B-T	Ht	Wt	DOB
Jeremy Affeldt	L-L	6'4"	230	Jun 6, 1979
Madison Bumgarner	R-L	6'5"	235	Aug 1, 1989
Matt Cain	R-R	6'3"	230	Oct 1, 1984
Santiago Casilla	R-R	6'0"	220	Jul 25, 1980
<b>Jake Dunning</b>	<b>R-R</b>	<b>6'4"</b>	<b>190</b>	<b>Aug 12, 1988</b>
Edwin Escobar	L-L	6'1"	185	Apr 22, 1992
<b>Chris Heston</b>	<b>R-R</b>	<b>6'4"</b>	<b>185</b>	<b>Apr 10, 1988</b>
George Kontos	R-R	6'3"	225	Jun 12, 1985
Tim Lincecum	L-R	5'11"	170	Jun 15, 1984
Javier Lopez	L-L	6'4"	220	Jul 11, 1977
Jean Machi	R-R	6'0"	260	Feb 1, 1982
Jose Mijares	L-L	6'0"	230	Oct 29, 1984
<b>Dan Otero</b>	<b>R-R</b>	<b>6'3"</b>	<b>215</b>	<b>Feb 19, 1985</b>
Yusmeiro Petit	R-R	6'1"	250	Nov 22, 1984
Sergio Romo	R-R	5'10"	185	Mar 4, 1983
Sandy Rosario	R-R	6'1"	210	Aug 22, 1985
Dan Runzler	L-L	6'4"	235	Mar 30, 1985
<b>Eric Surkamp</b>	<b>L-L</b>	<b>6'5"</b>	<b>215</b>	<b>Jul 16, 1987</b>
Ryan Vogelsong	R-R	6'4"	215	Jul 22, 1977
Barry Zito	L-L	6'2"	205	May 13, 1978
Catchers	B/T	Ht	Wt	DOB
Buster Posey	R-R	6'1"	220	Mar 27, 1987
Hector Sanchez	S-R	5'11"	235	Nov 17, 1989
Infielders	B/T	Ht	Wt	DOB
Tony Abreu	S-R	5'9"	200	Nov 13, 1984
<b>Ehire Adrianza</b>	<b>S-R</b>	<b>6'0"</b>	<b>170</b>	<b>Aug 21, 1989</b>
Joaquin Arias	R-R	6'1"	170	Sep 21, 1984
<b>Brandon Belt</b>	<b>L-L</b>	<b>6'5"</b>	<b>220</b>	<b>Apr 20, 1988</b>
<b>Brandon Crawford</b>	<b>L-R</b>	<b>6'2"</b>	<b>215</b>	<b>Jan 21, 1987</b>
<b>Conor Gillaspie</b>	<b>L-R</b>	<b>6'1"</b>	<b>195</b>	<b>Jul 18, 1987</b>
<b>Nick Noonan</b>	<b>L-R</b>	<b>6'1"</b>	<b>170</b>	<b>May 4, 1989</b>
Brett Pill	R-R	6'4"	225	Sep 9, 1984
Pablo Sandoval	S-R	5'11"	240	Aug 11, 1986
Marco Scutaro	R-R	5'10"	185	Oct 30, 1975
Angel Villalona	R-R	6'3"	255	Aug 13, 1990
Outfielders	B/T	Ht	Wt	DOB
Gregor Blanco	L-L	5'11"	185	Dec 24, 1983
<b>Roger Kieschnick</b>	<b>L-R</b>	<b>6'3"</b>	<b>220</b>	<b>Jan 21, 1987</b>
Angel Pagan	S-R	6'2"	200	Jul 2, 1981
<b>Francisco Peguero</b>	<b>R-R</b>	<b>5'11"</b>	<b>195</b>	<b>Jun 1, 1988</b>
Hunter Pence	R-R	6'4"	220	Apr 13, 1983
<b>Juan Perez</b>	<b>R-R</b>	<b>5'11"</b>	<b>185</b>	<b>Nov 13, 1986</b>
Andres Torres	S-R	5'10"	195	Jan 26, 1978



Organization

2013 Flying Squirrels

2012: In Review

History & Records

Eastern League

SF Giants

General Info




# SAN FRANCISCO GIANTS

## GIANTS' FIRST ROUND DRAFT PICKS OF THE DECADE

Year	Player	Pos	Rd	#	B/T	Ht	Wt	DOB
2012	Chris Stratton	RHP	1	20	R/R	6'3"	186	08/22/90
2011	Joe Panik	SS	1	29	L/R	6-1	195	10/30/90
2010	Gary Brown	OF	1	24	R/R	6-0	170	09/28/88
2009	Zachary Wheeler	RHP	1	6	R/R	6-3	180	05/30/90
2008	Gerald (Buster) Posey	C	1	5	R/R	6-1	205	03/27/87
2007	Madison Bumgarner	LHP	1	10	R/L	6-4	215	08/01/89
2006	Tim Lincecum	RHP	1	10	L/R	5-11	170	06/15/84
2005	<b>Ben Copeland</b>	<b>OF</b>	<b>4</b>	<b>132</b>	<b>L/L</b>	<b>6-1</b>	<b>195</b>	<b>12/17/83</b>
2004	<b>Eddy Martinez-Esteve</b>	<b>OF</b>	<b>2</b>	<b>70</b>	<b>R/R</b>	<b>6-2</b>	<b>215</b>	<b>07/14/83</b>
2003	David Aardsma	RHP	1	22	R/R	6-5	200	12/27/81
2002	Matt Cain	RHP	1	25	R/R	6-3	185	10/01/84

**BOLD** - Copeland and Martinez-Esteve were the first selection of the Giants in their respective draft years. The Giants did not have a first round selection in 2004 and didn't have a selection until the fourth round in 2005. Copeland and Martinez-Esteve are also the only two players to have never appeared in the big leagues with the exception of their last four first-round draft selections, none of which have reached the Major Leagues yet. Wheeler is now a member of the NY Mets organization.



Organization

2013 Flying Squirrels

2012: In Review

History & Records

Eastern League

SF Giants

General Info

# SAN FRANCISCO GIANTS



## GIANTS' 2012 DRAFT RESULTS

Name	Pos	B/T	Ht	Wt	DOB	Round	Pick#	Signed
Chris Stratton	RHP	R / R	6' 3"	186	08/22/1990	1	20	06/12/2012
Martin Agosta	RHP	R / R	6' 1"	180	04/07/1991	2	84	07/13/2012
Mac Williamson	RF	R / R	6' 4"	240	07/15/1990	3	115	07/17/2012
Steven Okert	LHP	L / L	6' 3"	210	07/09/1991	4	148	06/26/2012
Ty Blach	LHP	R / L	6' 1"	200	10/20/1990	5	178	06/20/2012
Stephen Johnson	RHP	R / R	6' 4"	205	02/21/1991	6	208	06/21/2012
<b>Eduardo Encinosa</b>	<b>RHP</b>	<b>R / R</b>	<b>6' 5"</b>	<b>225</b>	<b>08/05/1991</b>	<b>7</b>	<b>238</b>	<b>Unsigned</b>
Joseph Kurrasch	LHP	L / L	6' 0"	205	06/19/1991	8	268	06/12/2012
Shilo McCall	CF	R / R	6' 1"	210	06/02/1994	9	298	06/12/2012
<b>Trevor Brown</b>	<b>C</b>	<b>R / R</b>	<b>6' 2"</b>	<b>195</b>	<b>11/15/1991</b>	<b>10</b>	<b>328</b>	<b>Unsigned</b>
<b>Ryan Tella</b>	<b>CF</b>	<b>L / L</b>	<b>5' 11"</b>	<b>170</b>	<b>05/18/1991</b>	<b>11</b>	<b>358</b>	<b>Unsigned</b>
Jeremy Sy	SS	R / R	5' 8"	180	10/14/1989	12	388	06/12/2012
Ryan Jones	2B	R / R	5' 10"	175	09/08/1990	13	418	06/12/2012
<b>Tyler Hollick</b>	<b>CF</b>	<b>L / R</b>	<b>6' 1"</b>	<b>185</b>	<b>09/16/1992</b>	<b>14</b>	<b>448</b>	<b>Unsigned</b>
Leonardo Rojas	C	R / R	5' 11"	182	06/11/1990	15	478	06/12/2012
Ian Gardeck	RHP	R / R	6' 2"	215	11/21/1990	16	508	06/12/2012
Chris Johnson	RHP	R / R	6' 4"	205	08/24/1991	17	538	06/12/2012
Matthew Duffy	SS	R / R	6' 2"	170	01/15/1991	18	568	06/12/2012
Randall Zeigler	LHP	L / L	6' 1"	183	08/30/1989	19	598	06/12/2012
Mitchell Delfino	3B	R / R	6' 2"	210	01/13/1991	20	628	06/19/2012
Benjamin Turner	C	R / R	6' 5"	225	04/27/1990	21	658	06/12/2012
Brennan Metzger	CF	R / R	5' 11"	180	12/15/1989	22	688	06/12/2012
Andrew Leenhouts	LHP	L / L	6' 3"	195	03/28/1990	23	718	06/12/2012
Andrew Cain	CF	R / R	6' 6"	220	03/24/1990	24	748	06/12/2012
Sam Eberle	C	R / R	6' 0"	215	02/01/1990	25	778	06/12/2012
Mason McVay	LHP	L / L	6' 7"	230	08/15/1990	26	808	06/12/2012
Chris Fern	LHP	L / L	6' 4"	215	08/22/1991	27	838	06/12/2012
Joseph Rapp	1B	R / R	6' 2"	225	11/27/1989	28	868	06/12/2012
Shayne Houck	OF	R / R	6' 1"	210	05/29/1990	29	898	06/12/2012
<b>Michael Blanchard</b>	<b>CF</b>	<b>R / R</b>	<b>6' 0"</b>	<b>180</b>	<b>08/01/1989</b>	<b>30</b>	<b>928</b>	<b>Unsigned</b>
Jason Forjet	RHP	R / R	6' 2"	185	01/04/1990	31	958	06/12/2012
Chris Pickering	LHP	L / L	6' 2"	200	02/21/1989	32	988	06/12/2012
Brandon Farley	RHP	R / R	6' 2"	215	08/01/1990	33	1018	06/12/2012
Zach Edgington	LHP	R / L	6' 0"	190	12/21/1989	34	1048	06/26/2012
<b>Daniel Grazzini</b>	<b>RHP</b>	<b>L / R</b>	<b>6' 3"</b>	<b>195</b>	<b>08/02/1992</b>	<b>35</b>	<b>1078</b>	<b>Unsigned</b>
<b>Clint Terry</b>	<b>LHP</b>	<b>L / L</b>	<b>6' 2"</b>	<b>195</b>	<b>06/09/1992</b>	<b>36</b>	<b>1108</b>	<b>Unsigned</b>
<b>Drew Jackson</b>	<b>SS</b>	<b>R / R</b>	<b>6' 2"</b>	<b>175</b>	<b>07/28/1993</b>	<b>37</b>	<b>1138</b>	<b>Unsigned</b>
<b>Nolan Long</b>	<b>RHP</b>	<b>R / R</b>	<b>6' 9"</b>	<b>225</b>	<b>01/19/1994</b>	<b>38</b>	<b>1168</b>	<b>Unsigned</b>
<b>Kevin Fagan</b>	<b>2B</b>	<b>L / R</b>	<b>5' 11"</b>	<b>175</b>	<b>05/09/1994</b>	<b>39</b>	<b>1198</b>	<b>Unsigned</b>
<b>Tyler Ferguson</b>	<b>RHP</b>	<b>R / R</b>	<b>6' 4"</b>	<b>225</b>	<b>10/05/1993</b>	<b>40</b>	<b>1228</b>	<b>Unsigned</b>

**BOLD** - Indicates player that did not sign with the Giants before the signing deadline of August 16, 2012

Organization

2013 Flying Squirrels

2012: In Review

History & Records

Eastern League

SF Giants

General Info





# SAN FRANCISCO GIANTS

Organization

2013 Flying Squirrels

2012: In Review

History & Records

Eastern League

SF Giants

General Info

## 2012 OVERALL ORGANIZATIONAL MINOR LEAGUE STANDINGS

Rank	Organization	W	L	PCT	Rank	Organization	W	L	PCT
1	Seattle Mariners	496	406	.550	16	St. Louis Cardinals	420	408	.507
2	Colorado Rockies	428	357	.545	17	Cleveland Indians	387	378	.506
3	Los Angeles Dodgers	404	359	.529	18	Miami Marlins	383	376	.505
4	Houston Astros	439	394	.527	19	Kansas City Royals	415	413	.501
5	Texas Rangers	401	363	.525	20	Chicago White Sox	381	389	.495
6	New York Yankees	432	400	.519	21	Tampa Bay Rays	438	462	.487
7	Toronto Blue Jays	427	395	.519	22	Oakland Athletics	369	389	.487
8	Minnesota Twins	391	365	.517	23	Detroit Tigers	393	432	.476
9	New York Mets	432	406	.516	24	Chicago Cubs	387	435	.471
10	Pittsburgh Pirates	431	406	.515	25	Atlanta Braves	350	397	.469
11	<b>San Francisco Giants</b>	<b>394</b>	<b>372</b>	<b>.514</b>	26	Los Angeles Angels	352	407	.464
12	Philadelphia Phillies	423	404	.511	27	Cincinnati Reds	351	410	.461
13	Boston Red Sox	392	375	.511	28	Baltimore Orioles	353	416	.459
14	Washington Nationals	391	377	.509	29	Milwaukee Brewers	342	412	.454
15	Arizona Diamondbacks	428	414	.508	30	San Diego Padres	345	421	.450

## 2012 GIANTS' SYSTEM BREAKDOWN

**COMPOSITE RECORD BREAKDOWN:** The Giants dropped to 11th in overall organization standings, but continued to play winning baseball as a whole despite trades thinning the organizational prospects for the third consecutive season. However, that didn't translate into postseason appearances, as only the San Jose Giants (A+) advanced to the playoffs among the Giants seven minor league affiliates. Fresno (AAA) rebounded to a record over .500, but the Flying Squirrels couldn't replicate their 2011 run to the playoffs, and neither could the Augusta GreenJackets (A).

	W	L	PCT
Fresno Grizzlies (AAA)	74	70	.514
<b>Richmond Flying Squirrels (AA)</b>	<b>70</b>	<b>71</b>	<b>.496</b>
San Jose Giants (A+)	75	65	.536
Augusta GreenJackets (A)	69	70	.496
Salem-Keizer Volcanoes (A-)	32	44	.421
AZL Giants (R)	32	24	.571
DSL Giants (R)	42	28	.600
<b>TOTAL</b>	<b>394</b>	<b>372</b>	<b>.514</b>

### PLAYOFF REVIEW:

**San Jose:** Consistency turned into a detriment for former Flying Squirrels' skipper Andy Skeels and the 2012 San Jose Giants. Although San Jose finished with the best overall record in the California League's North Division (75-65), the Giants failed to claim either half. They finished in second place in both halves, three games off the pace of Bakersfield in the first half and two games behind Modesto in the second half. San Jose did claim the wild-card in the division, and squared off with the Modesto Nuts in the California League's Mini-Series. The Giants claimed game one, but fell in each of the next two to drop the best-of-three series. It ended a shorter post-season than the Giants had grown accustomed to over the last handful of years.

### MINOR LEAGUE POSTSEASON ALL-STAR SELECTIONS:

**Fresno:** None  
**Richmond:** LHSP - Mike Kickham, RHSP - Chris Heston  
**San Jose:** 3B - Adam Duvall  
**Augusta:** None  
**Salem-Keizer:** None

### MINOR LEAGUE ALL-STAR GAME SELECTIONS:

**Fresno:** Eric Hacker, Heath Hembree  
**Richmond:** Brett Bochy, Chris Heston, Tommy Joseph, Daniel Mayora  
**San Jose:** Jack Snodgrass  
**Augusta:** Cody Hall

**XM ALL-STAR FUTURES GAME SELECTIONS:** Tommy Joseph (U.S.)

### POSTSEASON AWARDS:

Chris Heston - Eastern League Pitcher of the Year

# SAN FRANCISCO GIANTS



## GIANTS' 2012 ORGANIZATIONAL BREAKDOWN

### 2012 TEAM BATTING STATISTICS

Team	AVG	AB	R	H	HR	BB	SO	SB	CS
Fresno	.276	5051	710	1395	122	435	947	64	29
San Jose	.267	4809	755	1285	118	543	1176	93	40
AZL Giants	.260	1929	314	501	19	220	509	96	24
<b>Richmond</b>	<b>.255</b>	<b>4675</b>	<b>519</b>	<b>1191</b>	<b>76</b>	<b>393</b>	<b>957</b>	<b>104</b>	<b>65</b>
Salem-Keizer	.247	2622	338	648	43	302	585	49	34
Augusta	.240	4497	536	1080	52	428	1010	199	56

### 2012 TEAM PITCHING STATISTICS

Team	W-L	ERA	H	CG	SHO	SV	HR	BB	SO
<b>Richmond</b>	<b>70-71</b>	<b>3.51</b>	<b>1174</b>	<b>4</b>	<b>15</b>	<b>36</b>	<b>64</b>	<b>450</b>	<b>967</b>
Augusta	69-70	3.55	1145	1	13	38	55	476	1160
AZL Giants	32-24	4.08	488	0	2	12	22	212	515
Salem-Keizer	32-44	4.38	701	0	2	19	55	266	646
San Jose	75-65	4.47	1272	2	10	32	94	486	1018
Fresno	74-70	4.60	1415	2	6	33	137	449	949

### 2012 TEAM BATTING TOP-10

Player	Club	AVG	G	AB	R	H	HR	RBI
Bond, Brock	FRE	.332	106	337	59	112	1	31
Payne, Shawn	SJ	.309	118	414	67	128	6	59
<b>Perez, Juan</b>	<b>RIC</b>	<b>.302</b>	<b>126</b>	<b>483</b>	<b>65</b>	<b>146</b>	<b>11</b>	<b>53</b>
Jurica, Carter	SJ	.300	108	403	68	121	6	56
Lollis, Ryan	FRE	.300	125	493	76	148	8	60
Panik, Joe	SJ	.297	130	535	93	159	7	76
Noonan, Nick	FRE	.296	129	490	65	145	9	62
Krill, Brett	AUG	.288	122	448	53	129	5	53
Hill, Kentrell	SK	.283	55	198	33	56	0	8
Jones, Jonathan	GIA	.282	44	163	27	46	6	29

### 2012 TEAM PITCHING TOP-10

Pitcher	Club	W-L	ERA	IP	H	BB	SO
<b>Heston, Chris</b>	<b>RIC</b>	<b>9-8</b>	<b>2.24</b>	<b>148.2</b>	<b>124</b>	<b>40</b>	<b>135</b>
Crick, Kyle	AUG	7-6	2.51	111.1	75	67	128
Blackburn, Clayton	SJ	8-4	2.54	131.1	116	18	143
Escobar, Edwin	AUG	7-8	2.96	130.2	121	32	122
<b>Kickham, Michael</b>	<b>RIC</b>	<b>11-10</b>	<b>3.05</b>	<b>150.2</b>	<b>119</b>	<b>75</b>	<b>137</b>
<b>Fitzgerald, Justin</b>	<b>RIC</b>	<b>7-8</b>	<b>3.22</b>	<b>164.2</b>	<b>134</b>	<b>60</b>	<b>130</b>
Petit, Yusmeiro	GIA	7-7	3.46	166.2	178	36	153
Davis, Paul	AUG	6-8	3.69	114.2	130	20	87
Hacker, Eric	FRE	12-6	4.01	150.1	149	43	103
<b>Westcott, Craig</b>	<b>RIC</b>	<b>11-10</b>	<b>4.09</b>	<b>165.0</b>	<b>181</b>	<b>57</b>	<b>68</b>

\* Minimum 2.7 PA per/team game

\* Minimum 0.8 IP per/team game

## ADDITIONAL 2012 GIANTS' ORGANIZATIONAL LEADERS

### HOME RUNS

Duvall, Adam	SJ	30
Oropesa, Ricky	SJ	16
Kieschnick, Roger	FRE	15
Parker, Jarrett	SJ	15
Gillaspie, Conor	FRE	14

### WINS

Hacker, Eric	FRE	12
Rogers, Taylor	SJ	12
<b>Kickham, Michael</b>	<b>RIC</b>	<b>11</b>
<b>Westcott, Craig</b>	<b>RIC</b>	<b>11</b>
3 Other Pitchers Tied		10

### RBI

Duvall, Adam	SJ	100
Oropesa, Ricky	SJ	98
Panik, Joe	SJ	76
Peguero, Francisco	FRE	68
Parker, Jarrett	SJ	67

### SAVES

Hall, Cody	SJ	21
Hembree, Heath	FRE	15
Machi, Jean	FRE	15
<b>Bochy, Brett</b>	<b>RIC</b>	<b>14</b>
2 Other Pitchers Tied		13

### STOLEN BASES

Payne, Shawn	SJ	53
Galindo, Jesus	AUG	40
Tomlinson, Kelby	AUG	36
<b>Brown, Gary</b>	<b>RIC</b>	<b>33</b>
Ortiz, Randy	GIA	30

### STRIKEOUTS

Petit, Yusmeiro	GIA	153
Blackburn, Clayton	SJ	143
<b>Kickham, Michael</b>	<b>RIC</b>	<b>137</b>
<b>Heston, Chris</b>	<b>RIC</b>	<b>135</b>
<b>Fitzgerald, Justin</b>	<b>RIC</b>	<b>130</b>

## 2013 MEDIA & INFORMATION GUIDE



133

Organization

2013 Flying Squirrels

2012: In Review

History & Records

Eastern League

SF Giants

General Info

# SAN FRANCISCO GIANTS

Organization

2013 Flying Squirrels

2012: In Review

History & Records

Eastern League

SF Giants

General Info



## GRIZZLIES

Chukchansi Park  
1800 Tulare Street  
Fresno, CA 93721  
Phone: (559) 320-4487  
Fax: (559) 264-0795  
www.fresnogrizzlies.com



MARIANO



### 2013 Fresno Grizzlies Field Staff

Manager ..... Bob Mariano  
Pitching Coach ..... Pat Rice  
Hitting Coach ..... Russ Morman  
Athletic Trainer ..... Eric Ortega

In his first season at the helm in Fresno, Bob Mariano guided the Grizzlies back above the .500 mark. In 2013, he returns for a second season to lead a team that will be largely stocked with former Flying Squirrels, including an outfield that will almost assuredly be made up of Gary Brown, Juan Perez and Roger Kieschnick. Former Flying Squirrels' Hitting Coach Russ Morman and Pat Rice join him.

### 2012 Fresno Grizzlies

#### Pacific Coast League Standings

Pacific Southern Division	W	L	PCT	GB
Sacramento River Cats	86	58	.597	-
Las Vegas 51s	79	64	.552	6.5
Fresno Grizzlies	74	70	.514	12.0
Tucson Padres	56	88	.389	30.0

#### 2012 Playoffs

Did Not Qualify

#### 2012 Team Leaders

(\*\*\*Minimum 300 TPA or 75 IP)

<b>AVG:</b>	Justin Christian (.343)***
<b>HR:</b>	Roger Kieschnick (15)
<b>RBI:</b>	Francisco Peguero (68)
<b>RUNS:</b>	Charlie Culberson (70)
<b>HITS:</b>	Nick Noonan (145)
<b>W:</b>	Eric Hacker (12)
<b>L:</b>	Andrew Kown (8)
<b>SV:</b>	Heath Hembree, Jean Machi (15)
<b>ERA:</b>	Mitch Lively (2.99)***
<b>IP:</b>	Yusmeiro Petit (166.2)

### Team Information

Ballpark:.....Chukchansi Park (12,500)  
Ballpark Opened:.....2002  
Ownership:.....Fresno Baseball, LLC  
General Manager:.....Andrew Steubner  
Director of Broadcasting:.....Doug Greenwald  
Director of Media Relations:.....Chris Kutz  
League:.....Pacific Coast (AAA)  
Division:.....Pacific Southern  
First Year.....1998  
Giants Affiliate Since:.....1998  
2012 Record (Place).....74-70 (3rd)

CHRISTIAN



# SAN FRANCISCO GIANTS



## FRESNO GRIZLIES - 2012 FINAL BATTING STATISTICS

BATTERS	AVG	G	AB	R	H	2B	3B	HR	RBI	BB	IBB	SO	SB	CS	OBP	SLG	OPS	E
Arias, Joaquin	.400	18	70	14	28	5	0	2	17	3	0	11	0	1	.432	.557	.990	6
Bond, Brock	.332	106	337	59	112	15	2	1	31	48	0	41	3	2	.422	.398	.820	12
Burriss, Emmanuel	.274	29	106	12	29	7	2	0	3	11	2	12	5	0	.342	.377	.719	3
Christian, Justin	.343	72	303	58	104	23	3	7	35	28	1	32	12	5	.409	.508	.918	1
Ciriaco, Juan	.260	56	150	20	39	6	2	5	34	20	0	30	7	2	.351	.427	.777	4
Culberson, Charlie	.236	91	351	53	83	14	6	10	53	20	0	76	8	2	.283	.396	.679	11
Culberson, Charlie	.263	121	476	70	125	25	7	12	65	21	0	94	14	4	.298	.420	.719	13
Dominguez, Chris	.247	43	174	15	43	11	0	3	25	2	0	47	1	2	.264	.362	.626	5
Gillaspie, Conor	.281	108	413	60	116	18	3	14	49	41	3	54	0	0	.345	.441	.786	15
Graham, Tyler	.263	5	19	3	5	1	0	0	0	1	0	1	1	0	.300	.316	.616	0
Graham, Tyler	.150	31	80	10	12	1	2	1	6	9	0	13	2	1	.253	.250	.503	2
Harris, Devin	.000	1	1	0	0	0	0	0	0	0	0	1	0	0	.000	.000	.000	0
Huff, Aubrey	.154	4	13	1	2	0	0	0	1	1	0	1	0	0	.214	.154	.368	2
Kieschnick, Roger	.306	55	222	49	68	13	4	15	40	24	1	68	0	2	.376	.604	.980	0
LaTorre, Tyler	.278	42	97	14	27	6	0	2	15	15	1	18	0	0	.381	.402	.783	0
Linden, Todd	.280	127	425	63	119	27	6	11	66	53	1	99	3	3	.368	.449	.817	6
Lollis, Ryan	.309	50	175	27	54	9	2	3	21	25	1	26	2	3	.393	.434	.827	4
Lormand, Ryan	.500	2	2	0	1	0	0	0	0	0	0	0	0	0	.500	.500	1.000	0
Nady, Xavier	.270	25	89	13	24	5	0	6	18	7	1	20	0	0	.343	.528	.872	2
Noonan, Nick	.296	129	490	65	145	26	3	9	62	40	2	84	7	3	.347	.416	.763	24
Page, Jarrad	.000	2	4	0	0	0	0	0	0	1	0	1	1	0	.200	.000	.200	0
Peguero, Francisco	.272	105	449	46	122	20	10	5	68	15	1	82	1	0	.297	.394	.691	2
Pill, Brett	.285	60	246	35	70	18	1	11	45	13	1	36	0	0	.336	.500	.836	4
Sanchez, Hector	.067	4	15	0	1	0	0	0	1	0	0	1	0	0	.067	.067	.133	0
Sandoval, Pablo	.273	3	11	3	3	1	0	2	2	1	0	0	0	0	.333	.909	1.242	0
Sim, Eric	.500	2	4	2	2	0	0	0	0	1	0	1	0	0	.600	.500	1.100	0
Stromsmoe, Skyler	.249	72	229	27	57	14	1	3	17	29	0	46	13	3	.353	.358	.711	11
Villegas, Ydwin	.143	9	21	3	3	2	0	0	0	0	0	7	0	0	.143	.238	.381	0
Whiteside, Eli	.224	60	201	27	45	11	1	1	20	17	1	43	0	1	.296	.303	.600	2
Williams, Jackson	.247	86	295	34	73	15	1	11	40	13	2	62	0	0	.281	.417	.698	3
<b>Team Total</b>	<b>.276</b>	<b>144</b>	<b>5051</b>	<b>710</b>	<b>1395</b>	<b>267</b>	<b>48</b>	<b>122</b>	<b>671</b>	<b>435</b>	<b>18</b>	<b>947</b>	<b>64</b>	<b>29</b>	<b>.339</b>	<b>.421</b>	<b>.759</b>	<b>135</b>

## FRESNO GRIZLIES - 2012 FINAL PITCHING STATISTICS

PITCHERS	W	L	ERA	G	GS	CG	SHO	SV	SVO	IP	H	R	ER	HR	HB	BB	SO	AVG
Blackley, Travis	3	0	0.39	4	3	0	0	1	1	23.1	13	1	1	1	0	3	19	.163
Bonser, Boof	0	3	4.50	11	7	0	0	0	0	34.0	38	17	17	4	0	13	23	.288
Burres, Brian	4	6	5.40	19	19	0	0	0	0	98.1	107	62	59	13	4	42	63	.279
Edlfsen, Steve	1	3	3.79	35	0	0	0	0	1	38.0	33	19	16	3	3	18	29	.228
Hacker, Eric	12	6	4.01	26	25	0	0	0	0	150.1	149	70	67	12	7	43	103	.264
Hembree, Heath	1	1	4.74	39	0	0	0	15	17	38.0	29	24	20	2	4	20	36	.207
Kontos, George	2	0	1.71	23	0	0	0	1	1	31.2	24	9	6	1	1	7	26	.209
Kown, Andrew	6	8	5.60	23	22	1	1	0	0	119.0	138	80	74	14	6	44	66	.293
Lively, Mitch	8	4	2.99	47	0	0	0	0	1	78.1	65	35	26	5	2	23	69	.220
Loux, Shane	4	1	1.41	23	0	0	0	0	1	32.0	23	6	5	0	1	5	22	.209
Machi, Jean	2	1	3.97	53	0	0	0	15	18	56.2	67	29	25	7	3	17	44	.288
Mota, Guillermo	0	0	4.26	4	0	0	0	0	0	6.1	8	3	3	1	1	2	3	.333
Munter, Scott	4	1	4.99	31	0	0	0	0	1	39.2	50	26	22	4	1	16	30	.314
Otero, Dan	5	5	2.90	48	0	0	0	0	3	62.0	70	26	20	4	3	8	45	.293
Penny, Brad	1	0	4.82	8	0	0	0	0	1	9.1	10	8	5	0	0	3	3	.270
Petit, Yusmeiro	7	7	3.46	28	28	1	0	0	0	166.2	178	88	64	14	1	36	153	.271
Rodriguez, Wilmin	5	5	5.92	37	3	0	0	0	0	62.1	90	46	41	7	2	31	34	.344
Runzler, Dan	0	2	6.00	29	0	0	0	1	5	27.0	36	21	18	2	1	14	33	.333
Sanford, Shawn	0	3	4.74	4	4	0	0	0	0	19.0	20	12	10	2	2	12	10	.278
Stevenson, Jason	6	7	6.21	19	17	0	0	0	0	91.1	115	67	63	20	2	35	51	.308
Tanner, Clayton	0	2	8.40	12	4	0	0	0	0	30.0	50	31	28	3	3	12	19	.370
Vogelsong, Ryan	1	0	1.80	2	2	0	0	0	0	10.0	9	2	2	0	0	4	12	.243
Whitaker, Craig	0	0	9.28	18	0	0	0	0	0	21.1	19	22	22	2	7	25	20	.235
Yourkin, Matt	2	5	9.25	17	10	0	0	0	2	48.2	74	53	50	16	1	16	36	.347
<b>Team Total</b>	<b>74</b>	<b>70</b>	<b>4.60</b>	<b>144</b>	<b>144</b>	<b>2</b>	<b>6</b>	<b>33</b>	<b>52</b>	<b>1293.1</b>	<b>1415</b>	<b>757</b>	<b>661</b>	<b>137</b>	<b>55</b>	<b>449</b>	<b>949</b>	<b>.279</b>

Organization

2013 Flying Squirrels

2012: In Review

History & Records

Eastern League

SF Giants

General Info



# SAN FRANCISCO GIANTS

Organization

2013 Flying Squirrels

2012: In Review

History & Records

Eastern League

SF Giants

General Info



Municipal Stadium  
588 East Alma Avenue  
San Jose, CA 95112  
Phone: (408) 297-1435  
Fax: (408) 297-1453  
www.sjgiants.com



## GIANTS

**SKEELS**



### 2013 San Jose Giants Field Staff

Manager ..... Andy Skeels  
Pitching Coach ..... Michael Couchee  
Hitting Coach ..... Lipso Nava  
Athletic Trainer ..... David Getsoff

Skeels will serve as the skipper of the Giants for the fourth year out of the last five. He was the Flying Squirrels' manager during their inaugural season in 2010. In his second season back in the California League, Skeels led SJ to the best overall record in the California League's North Division. However, the Giants failed to claim either half and were eliminated in the CL Mini-Series as a wild-card.

### 2012 San Jose Giants

#### California League Standings

Northern Division	W	L	PCT	GB
San Jose Giants	75	65	.536	-
Modesto Nuts	73	67	.521	2.0
Bakersfield Blaze	72	68	.514	3.0
Visalia Rawhide	64	76	.457	11.0
Stockton Ports	56	84	.400	19.0

#### 2012 Playoffs

Lost to Modesto Nuts in Mini-Series (2-1)

#### 2012 Team Leaders

(\*\*\*Minimum 300 TPA or 75 IP)

<b>AVG:</b>	Carter Jurica (.300)***
<b>HR:</b>	Adam Duvall (30)
<b>RBI:</b>	Adam Duvall (100)
<b>RUNS:</b>	Adam Duvall (101)
<b>HITS:</b>	Joe Panik (159)
<b>W:</b>	Taylor Rogers (12)
<b>L:</b>	Taylor Rogers (11)
<b>SV:</b>	Seth Rosin (10)
<b>ERA:</b>	Taylor Rogers (4.13)***
<b>IP:</b>	Taylor Rogers (152.2)

### Team Information

Ballpark:..... San Jose Municipal Stadium (4,200)  
Ballpark Opened:..... 1941  
Ownership:..... Progress Sports Management  
COO/General Manager:..... Mark Wilson  
Director of Broadcasting:..... Joe Ritzo  
Director of Media Relations:..... Joe Ritzo  
League:..... California (A)  
Division:..... North  
First Year..... 1942  
Giants Affiliate Since:..... 1988  
2012 Record (Place)..... 75-65 (1st)



**DUVALL**



# SAN FRANCISCO GIANTS



## SAN JOSE GIANTS - 2012 FINAL BATTING STATISTICS

BATTERS	AVG	G	AB	R	H	2B	3B	HR	RBI	BB	IBB	SO	SB	CS	OBP	SLG	OPS	E
Anders, Luke	.282	64	213	22	60	12	1	5	29	23	1	53	0	0	.358	.418	.776	0
Arnold, Jeff	.429	12	35	6	15	4	0	0	8	1	0	9	1	0	.462	.543	1.004	4
Burg, Alex	.252	100	345	49	87	27	2	10	43	41	0	77	1	2	.341	.429	.770	5
Burkhardt, Dan	.298	34	114	14	34	6	2	2	19	12	0	27	1	1	.362	.439	.800	1
Duvall, Adam	.258	134	534	101	138	24	4	30	100	47	0	116	8	2	.327	.487	.814	29
Haney, Bobby	.310	64	210	28	65	16	0	0	22	17	0	41	3	1	.359	.386	.745	8
Harris, Devin	.185	53	178	22	33	3	2	4	20	21	0	62	0	2	.277	.292	.569	4
Huff, Aubrey	.250	5	16	3	4	1	0	1	3	3	0	4	0	0	.368	.500	.868	0
Jurica, Carter	.300	108	403	68	121	19	3	6	56	43	0	100	6	4	.365	.407	.772	16
LaTorre, Tyler	.000	1	3	1	0	0	0	0	0	1	0	2	0	0	.250	.000	.250	1
Lofton, Chris	.245	96	347	67	85	14	1	5	30	38	0	103	22	7	.320	.334	.655	4
Lollis, Ryan	.296	75	318	49	94	18	3	5	39	27	0	53	5	6	.347	.418	.765	2
Metzger, Brennan	.400	9	10	4	4	1	0	1	5	1	0	3	0	1	.600	.800	1.400	0
Oropesa, Ricky	.263	134	518	70	136	30	3	16	98	59	2	150	1	1	.338	.425	.763	11
Page, Jarrad	.182	30	110	16	20	3	2	1	9	9	0	41	5	1	.242	.273	.514	1
Page, Jarrad	.156	38	135	16	21	3	2	1	10	10	0	47	6	2	.211	.230	.441	1
Panik, Joe	.297	130	535	93	159	27	4	7	76	58	1	54	10	4	.368	.402	.770	17
Parker, Jarrett	.247	122	409	71	101	21	7	15	67	70	3	175	28	6	.366	.443	.809	5
Payne, Shawn	.333	2	9	1	3	1	0	0	2	0	0	2	0	0	.333	.444	.778	0
Sanchez, Freddy	.400	3	10	1	4	0	0	0	3	0	0	1	0	0	.400	.400	.800	0
Sandoval, Pablo	.273	6	22	1	6	2	0	1	1	1	0	5	0	0	.304	.500	.804	0
Stromsroe, Skyler	.267	22	75	7	20	3	1	0	8	15	0	16	1	1	.391	.333	.725	3
Susac, Andrew	.244	102	361	58	88	16	3	9	52	55	0	100	1	1	.351	.380	.731	14
Villegas, Ydwin	.235	13	34	3	8	1	0	0	4	1	0	8	0	0	.250	.265	.515	1
<b>Team Total</b>	<b>.267</b>	<b>140</b>	<b>4809</b>	<b>755</b>	<b>1285</b>	<b>249</b>	<b>38</b>	<b>118</b>	<b>694</b>	<b>543</b>	<b>7</b>	<b>1176</b>	<b>93</b>	<b>40</b>	<b>.345</b>	<b>.408</b>	<b>.754</b>	<b>143</b>

## SAN JOSE GIANTS - 2012 FINAL PITCHING STATISTICS

PITCHERS	W	L	ERA	G	GS	CG	SHO	SV	SVO	IP	H	R	ER	HR	HB	BB	SO	AVG
Beacom, Mitchell	0	1	6.75	9	0	0	0	0	1	9.1	10	7	7	1	1	7	7	.286
Bowlin, Drew	3	1	3.97	36	0	0	0	1	2	34.0	30	16	15	2	2	21	39	.238
Bradley, Ryan	10	7	4.90	28	28	1	1	0	0	152.1	183	94	83	13	7	58	94	.296
Concepcion, Edward	4	3	6.10	46	1	0	0	2	2	48.2	41	38	33	2	3	37	51	.218
Correa, Hector	1	2	7.50	8	3	0	0	1	2	18.0	17	17	15	1	2	15	23	.262
Hall, Cody	1	1	3.24	9	0	0	0	1	2	8.1	12	6	3	0	0	4	10	.333
Harrold, Stephen	3	6	5.19	47	0	0	0	3	6	76.1	81	49	44	5	3	30	62	.272
Hembree, Heath	0	0	0.00	5	0	0	0	0	0	5.0	0	0	0	0	0	1	7	.000
LaTorre, Tyler	0	0	0.00	1	0	0	0	0	0	0.1	1	0	0	0	0	0	0	.500
Marte, Kelvin	2	1	3.47	10	7	0	0	0	0	36.1	36	15	14	2	3	8	27	.259
McCormick, Phil	3	1	3.48	61	0	0	0	1	3	51.2	46	21	20	1	1	20	54	.242
Osich, Josh	0	2	3.62	27	2	0	0	1	2	32.1	34	14	13	1	0	11	34	.272
Penny, Brad	0	0	0.00	2	1	0	0	0	0	2.0	2	1	0	0	0	1	1	.250
Rogers, Taylor	12	11	4.13	28	27	0	0	0	0	152.2	169	82	70	11	8	57	118	.280
Rojas, Luis	0	0	3.38	6	0	0	0	0	0	8.0	7	3	3	1	0	8	9	.219
Rosin, Seth	2	1	4.31	34	5	0	0	10	13	56.1	49	29	27	6	1	18	68	.228
Runzler, Dan	0	2	6.00	3	2	0	0	0	0	3.0	3	3	2	1	0	1	1	.250
Sandbrink, Danny	2	0	3.67	12	3	0	0	0	0	34.1	35	20	14	1	0	17	26	.259
Sanford, Shawn	6	8	5.15	40	12	0	0	2	2	101.1	113	64	58	12	3	28	65	.280
Schumer, Justin	7	4	4.87	27	23	1	0	0	0	140.1	152	81	76	16	16	36	88	.277
Snodgrass, Jack	10	8	4.62	27	26	0	0	0	0	146.0	159	84	75	7	3	57	92	.284
Valdez, Jose	6	4	2.83	53	0	0	0	7	10	57.1	52	18	18	4	3	28	78	.242
Whitaker, Craig	0	0	3.52	13	0	0	0	0	1	15.1	11	7	6	2	4	5	22	.193
Wilson, Chris	3	2	3.27	36	0	0	0	3	5	41.1	29	15	15	5	2	18	42	.199
<b>Team Total</b>	<b>75</b>	<b>65</b>	<b>4.47</b>	<b>140</b>	<b>140</b>	<b>2</b>	<b>10</b>	<b>32</b>	<b>51</b>	<b>1230.2</b>	<b>1272</b>	<b>684</b>	<b>611</b>	<b>94</b>	<b>62</b>	<b>486</b>	<b>1018</b>	<b>.267</b>

Organization

2013 Flying Squirrels

2012: In Review

History & Records

Eastern League

SF Giants

General Info

# SAN FRANCISCO GIANTS

Organization

2013 Flying Squirrels

2012: In Review

History & Records

Eastern League

SF Giants

General Info



## GREENJACKETS

Lake Olmstead Stadium  
78 Milledge Road  
Augusta, GA 30904  
Phone: (706) 736-7889  
Fax: (706) 736-1122

[www.greenjacketsbaseball.com](http://www.greenjacketsbaseball.com)



**GOFF**



### 2013 Augusta GreenJackets Field Staff

Manager ..... Mike Goff  
Pitching Coach ..... Steve Kline  
Hitting Coach ..... Hector Borg  
Athletic Trainer ..... Garrett Havig

Goff takes over a rebuilt GreenJackets' field staff in 2013 following a two-year stint as manager for Lipso Nava. Augusta was a pitching-heavy, offensively light outfit in 2012 that played right to the .500 mark for the majority of the season. A dynamic group of young arms that led the jackets last season will graduate to San Jose, leading to new group of young hurlers for Steve Kline to mold in 2013.

### 2012 Augusta GreenJackets

#### South Atlantic League Standings (Overall)

Southern Division	W	L	PCT	GB
Asheville Tourists	88	52	.629	-
Charleston RiverDogs	73	63	.537	13.0
Savannah Sand Gnats	69	67	.507	17.0
Lexington Legends	69	69	.500	18.0
<b>Augusta GreenJackets</b>	<b>69</b>	<b>70</b>	<b>.496</b>	<b>18.5</b>
Greenville Drive	66	73	.475	21.5
Rome Braves	62	76	.449	25.0

#### 2012 Playoffs

Did Not Qualify

#### 2012 Team Leaders

(\*\*\*Minimum 300 TPA or 75 IP)

**AVG:** Shawn Payne (.309)\*\*\*  
**HR:** Devin Harris (8)  
**RBI:** Shawn Payne (57)  
**RUNS:** Shawn Payne (66)  
**HITS:** Brett Krill (129)

**W:** Adalberto Mejia (10)  
**L:** Chris Marlowe (9)  
**SV:** Cody Hall (20)  
**ERA:** Kyle Crick (2.51)\*\*\*  
**IP:** Edwin Escobar (130.2)

### Team Information

Ballpark:..... Lake Olmstead Stadium (4,822)  
Ballpark Opened:..... 1995  
Ownership:..... Ripken Professional Baseball  
COO/General Manager:..... Nick Brown  
Director of Broadcasting:..... Eric Little  
Director of Media Relations:..... Eric Little  
League:..... South Atlantic (A)  
Division:..... Southern  
First Year..... 1988  
Giants Affiliate Since:..... 2005  
2012 Record (Place)..... 69-70 (5th)



**CRICK**

# SAN FRANCISCO GIANTS



## AUGUSTA GREENJACKETS - 2012 FINAL BATTING STATISTICS

BATTERS	AVG	G	AB	R	H	2B	3B	HR	RBI	BB	IBB	SO	SB	CS	OBP	SLG	OPS	E
Arnold, Jeff	.238	75	240	26	57	19	1	3	23	23	0	72	1	1	.325	.363	.687	4
Blair, Elliott	.204	76	240	29	49	14	0	3	19	19	0	62	11	2	.290	.300	.590	1
Buechele, Garrett	.251	75	267	19	67	10	1	3	27	13	0	42	1	1	.307	.330	.637	9
Cuevas, Jose	.212	99	344	46	73	20	0	6	33	29	0	58	18	7	.281	.323	.604	14
Eshleman, John	.211	17	57	6	12	2	0	0	3	5	0	11	0	0	.274	.246	.520	4
Flores, Jose	.269	85	324	44	87	21	1	2	37	29	1	53	4	5	.323	.358	.681	17
Galindo, Jesus	.252	66	250	39	63	8	3	0	23	24	1	49	40	11	.333	.308	.641	7
Harris, Devin	.245	50	188	22	46	8	4	8	39	22	1	56	2	3	.325	.457	.783	1
Hodges, Wes	.227	23	88	10	20	5	0	2	7	2	0	21	0	0	.244	.352	.597	1
Jones, Charles	.093	23	86	7	8	3	0	1	7	5	0	44	0	0	.161	.163	.324	1
Krill, Brett	.288	122	448	53	129	26	2	5	53	20	1	79	8	6	.335	.388	.724	3
Mergenthaler, Michael	.170	30	106	7	18	3	0	1	9	9	0	36	3	0	.237	.226	.464	3
Minicozzi, Mark	.250	15	52	4	13	4	0	2	10	6	0	15	0	0	.317	.442	.759	0
Payne, Shawn	.309	116	405	66	125	19	6	6	57	61	0	71	53	3	.413	.430	.842	6
Relaford, Travious	.143	2	7	0	1	0	0	0	0	0	0	3	0	0	.143	.143	.286	2
Robles, Alberto	.167	13	42	4	7	0	0	0	1	1	0	8	2	0	.205	.167	.371	0
Schroder, Myles	.177	24	62	10	11	1	0	1	3	6	0	25	2	1	.271	.242	.513	6
Sim, Eric	.196	17	51	8	10	2	0	1	6	7	0	15	1	0	.305	.294	.599	3
Staley, Joseph	.230	71	213	25	49	13	2	2	23	42	0	66	5	0	.365	.338	.703	6
Thomas, Ben	.243	100	379	36	92	14	1	5	49	20	3	71	2	0	.281	.325	.606	11
Tomlinson, Kelby	.224	123	450	57	101	9	4	1	36	53	0	105	36	11	.309	.269	.578	22
Willoughby, Carlos	.212	71	198	18	42	5	3	0	18	32	0	48	10	5	.325	.268	.592	7
<b>Team Total</b>	<b>.240</b>	<b>139</b>	<b>4497</b>	<b>536</b>	<b>1080</b>	<b>206</b>	<b>28</b>	<b>52</b>	<b>483</b>	<b>428</b>	<b>7</b>	<b>1010</b>	<b>199</b>	<b>56</b>	<b>.316</b>	<b>.333</b>	<b>.649</b>	<b>148</b>

## AUGUSTA GREENJACKETS - 2012 FINAL PITCHING STATISTICS

PITCHERS	W	L	ERA	G	GS	CG	SHO	SV	SVO	IP	H	R	ER	HR	HB	BB	SO	AVG
Arnold, Demondre	5	2	5.43	32	0	0	0	0	0	56.1	55	34	34	1	6	48	45	.259
Bandilla, Bryce	2	4	3.05	11	9	0	0	0	0	44.1	44	26	15	1	0	28	48	.256
Berger, Andrew	1	3	5.11	28	0	0	0	1	2	37.0	39	22	21	2	0	22	36	.271
Biagini, Joe	0	4	7.41	9	9	0	0	0	0	34.0	36	33	28	4	0	29	36	.267
Bilodeau, Keith	1	1	8.87	19	0	0	0	1	2	23.1	38	23	23	4	1	12	24	.358
Blackburn, Clayton	8	4	2.54	22	22	0	0	0	0	131.1	116	47	37	3	8	18	143	.232
Couture, Kevin	2	7	2.74	37	9	0	0	1	2	82.0	85	34	25	6	2	24	54	.266
Crick, Kyle	7	6	2.51	23	22	0	0	0	0	111.1	75	39	31	1	12	67	128	.193
Davis, Paul	6	8	3.69	30	15	0	0	1	2	114.2	130	59	47	5	4	20	87	.281
Dunnington, Jacob	1	0	4.50	11	0	0	0	0	0	10.0	8	5	5	1	0	5	14	.216
Escobar, Edwin	7	8	2.96	22	22	0	0	0	0	130.2	121	57	43	7	7	32	122	.241
Hall, Cody	3	0	1.60	36	0	0	0	20	21	39.1	36	7	7	0	5	12	54	.247
Hess, Tyler	0	0	0.00	4	0	0	0	0	0	6.1	2	0	0	0	0	0	6	.100
Law, Derek	5	2	2.91	32	0	0	0	2	6	55.2	45	20	18	6	2	23	67	.216
Marlowe, Christopher	1	9	4.20	30	14	0	0	2	4	83.2	66	47	39	5	5	59	86	.216
Mejia, Adalberto	10	7	3.97	30	14	1	0	0	1	106.2	122	57	47	4	4	21	79	.284
Neff, Steven	5	1	3.81	45	0	0	0	1	4	75.2	82	37	32	4	8	29	86	.283
Sandbrink, Danny	0	0	1.35	3	3	0	0	0	0	13.1	13	4	2	0	0	1	4	.265
Vazquez, Kyle	5	4	4.94	29	0	0	0	9	13	27.1	26	17	15	0	2	14	28	.255
Walker, Scotty	0	0	2.53	7	0	0	0	0	1	10.2	6	5	3	1	0	12	13	.154
<b>Team Total</b>	<b>69</b>	<b>70</b>	<b>3.55</b>	<b>139</b>	<b>139</b>	<b>1</b>	<b>13</b>	<b>38</b>	<b>58</b>	<b>1193.2</b>	<b>1145</b>	<b>573</b>	<b>471</b>	<b>55</b>	<b>66</b>	<b>476</b>	<b>1160</b>	<b>.251</b>

Organization

2013 Flying Squirrels

2012: In Review

History & Records

Eastern League

SF Giants

General Info





# SAN FRANCISCO GIANTS

Organization

2013 Flying Squirrels

2012: In Review

History & Records

Eastern League

SF Giants

General Info



## VOLCANOES

**Volcanoes Stadium**  
 6700 Field of Dreams Way  
 Keizer, OR 97307  
 Phone: (503) 390-2225  
 Fax: (503) 390-2227  
[www.volcanoesbaseball.com](http://www.volcanoesbaseball.com)



DAVENPORT



### 2013 Salem-Keizer Volcanoes Field Staff

**Manager** ..... Gary Davenport  
**Pitching Coach** ..... Jerry Cram  
**Coach** ..... Tom Trebelhorn  
**Athletic Trainer** ..... Andrew Benning

Gary Davenport is the new manager in Salem-Keizer, following five seasons at the helm for Tom Trebelhorn. Trebelhorn was the longest tenured manager in Volcanoes' history but his team's struggled the last two seasons, including last year's finish in the West Division cellar. "Treb" will remain on the staff as a coach and be joined by pitching coach Jerry Cram.

### 2012 Salem-Keizer Volcanoes

#### Northwest League Standings (Overall)

West Division	W	L	PCT	GB
Eugene Emeralds	47	29	.618	-
Everett AquaSox	46	30	.605	1.0
Vancouver Canadians	46	30	.605	1.0
Salem-Keizer Volcanoes	32	44	.421	15.0

#### 2012 Playoffs

Did Not Qualify

#### 2012 Team Leaders

(\*\*\*Minimum 180 TPA or 45 IP)

<b>AVG:</b>	Kentrell Hill (.283)***
<b>HR:</b>	Joseph Rapp (11)
<b>RBI:</b>	Joseph Rapp (42)
<b>RUNS:</b>	Charles Jones (42)
<b>HITS:</b>	Joseph Rapp (65)
<b>W:</b>	Joan Gregorio (7)
<b>L:</b>	Joan Gregorio (7)
<b>SV:</b>	Tyler Mizenko (13)
<b>ERA:</b>	Joe Biagini (4.27)***
<b>IP:</b>	Joan Gregorio (76.1)

### Team Information

Ballpark:.....Volcanoes Stadium "The Crater" (4,252)  
 Ballpark Opened:..... 1997  
 Ownership:..... Jerry Walker  
 Ownership:..... Bill Tucker  
 General Manager:..... Jerry Walker  
 Director of Broadcasting:..... N/A  
 League:..... Northwest (A-)  
 Division:..... West  
 First Year..... 1997  
 Giants Affiliate Since:..... 1997  
 2012 Record (Place)..... 32-44 (4th)



# SAN FRANCISCO GIANTS



## SALEM-KEIZER VOLCANOES - 2012 FINAL BATTING STATISTICS

BATTERS	AVG	G	AB	R	H	2B	3B	HR	RBI	BB	IBB	SO	SB	CS	OBP	SLG	OPS	E
Branca, Stephen	.248	40	153	15	38	7	0	3	14	11	0	34	3	0	.299	.353	.652	6
Brown, Trevor	.221	33	122	10	27	8	0	0	12	13	0	16	1	1	.297	.287	.584	1
Cain, Andrew	.243	44	140	19	34	6	1	2	13	18	0	49	5	1	.338	.343	.680	0
Delfino, Mitchell	.269	41	167	15	45	12	0	0	19	9	0	34	2	0	.315	.341	.656	9
Delgado, Jean	.150	7	20	1	3	0	0	0	1	2	0	5	0	1	.227	.150	.377	2
Duffy, Matthew	.247	47	182	31	45	4	0	1	16	26	0	22	10	1	.361	.286	.647	13
Eberle, Sam	.248	36	105	10	26	4	0	0	12	17	0	22	0	1	.344	.286	.630	5
Hill, Kentrell	.283	55	198	33	56	8	0	0	8	40	0	50	8	10	.404	.323	.727	2
Jones, Charles	.242	67	236	42	57	13	0	6	31	37	0	68	4	0	.351	.373	.724	2
Jones, Ryan	.227	60	198	20	45	8	0	1	20	22	0	35	2	3	.307	.283	.589	8
Mergenthaler, Michael	.223	39	139	27	31	7	2	3	19	16	1	25	0	0	.308	.367	.675	3
Metzger, Brennan	.210	38	105	20	22	6	0	1	6	21	0	15	6	2	.394	.295	.689	1
Nicholson, Bryan	.222	3	9	0	2	0	0	0	1	2	0	4	0	0	.364	.222	.586	0
Rapp, Joseph	.272	64	239	34	65	11	1	11	42	33	0	73	1	1	.375	.464	.839	5
Ricardo, Dashenko	.253	47	162	13	41	5	1	2	17	4	0	34	0	3	.268	.333	.601	9
Rodriguez, Rafael	.235	43	162	9	38	10	1	3	20	9	0	31	7	7	.287	.364	.652	0
Williamson, Mac	.342	29	114	22	39	8	0	7	25	6	0	19	0	0	.392	.596	.988	1
Yarrow, Stephen	.199	53	171	17	34	6	1	3	12	16	0	49	0	3	.263	.298	.561	7
<b>Team Total</b>	<b>.247</b>	<b>76</b>	<b>2622</b>	<b>338</b>	<b>648</b>	<b>123</b>	<b>7</b>	<b>43</b>	<b>288</b>	<b>302</b>	<b>1</b>	<b>585</b>	<b>49</b>	<b>34</b>	<b>.333</b>	<b>.349</b>	<b>.682</b>	<b>95</b>

## SALEM-KEIZER VOLCANOES - 2012 FINAL PITCHING STATISTICS

PITCHERS	W	L	ERA	G	GS	CG	SHO	SV	SVO	IP	H	R	ER	HR	HB	BB	SO	AVG
Biagini, Joe	2	4	4.27	14	12	0	0	0	0	59.0	54	32	28	5	3	18	63	.248
Bilodeau, Keith	1	1	3.60	22	0	0	0	2	2	40.0	40	21	16	6	0	15	37	.270
Bucardo, Jorge	0	0	6.55	8	0	0	0	0	1	11.0	14	10	8	1	1	2	7	.304
Flores, Kendry	1	3	4.46	10	8	0	0	0	0	42.1	44	26	21	4	0	11	34	.257
Gardeck, Ian	2	2	4.20	19	0	0	0	0	0	30.0	22	19	14	0	1	24	45	.196
Graham, Matthew	4	0	2.60	22	0	0	0	0	1	27.2	19	10	8	1	6	21	21	.200
Gregorio, Joan	7	7	5.54	16	16	0	0	0	0	76.1	85	49	47	9	3	23	69	.272
Johnson, Chris	2	4	6.84	16	6	0	0	0	2	48.2	56	40	37	7	2	11	47	.289
Johnson, Stephen	0	2	4.66	17	0	0	0	2	4	19.1	19	11	10	2	0	12	19	.257
Kurrasch, Joseph	0	2	10.80	3	0	0	0	0	1	5.0	7	6	6	0	1	3	3	.350
Lamb, Cameron	2	1	2.42	9	3	0	0	0	0	22.1	17	8	6	0	1	6	16	.213
McVay, Mason	1	0	1.19	18	0	0	0	1	1	30.1	23	4	4	0	1	13	43	.207
Mendoza, Lorenzo	0	4	4.96	14	10	0	0	1	2	49.0	64	27	27	5	3	9	45	.325
Mizenko, Tyler	3	0	1.99	24	0	0	0	13	16	31.2	27	9	7	0	0	5	29	.229
Montero, Raymundo	3	4	4.38	11	11	0	0	0	0	49.1	58	28	24	5	4	17	38	.293
Noel, Franklin	1	1	5.40	7	0	0	0	0	0	11.2	14	9	7	1	0	5	9	.292
Okert, Steven	2	0	2.36	15	0	0	0	0	0	26.2	26	9	7	0	4	11	22	.255
Paniagua, Armando	1	1	4.78	19	0	0	0	0	1	26.1	34	18	14	2	2	16	32	.324
Rodriguez, Mario	0	3	7.94	4	4	0	0	0	0	17.0	26	15	15	3	0	4	8	.361
Santiago, Gaspar	0	0	1.59	15	0	0	0	0	0	22.2	14	4	4	1	4	16	22	.179
Stratton, Chris	0	1	2.76	8	5	0	0	0	0	16.1	14	6	5	1	2	10	16	.237
Zeigler, Randall	0	4	8.53	14	1	0	0	0	2	19.0	24	21	18	2	5	14	21	.320
<b>Team Total</b>	<b>32</b>	<b>44</b>	<b>4.38</b>	<b>76</b>	<b>76</b>	<b>0</b>	<b>2</b>	<b>19</b>	<b>33</b>	<b>681.2</b>	<b>701</b>	<b>382</b>	<b>332</b>	<b>55</b>	<b>43</b>	<b>266</b>	<b>646</b>	<b>.266</b>

Organization

2013 Flying Squirrels

2012: In Review

History & Records

Eastern League

SF Giants

General Info





# SAN FRANCISCO GIANTS

Organization

2013 Flying Squirrels

2012: In Review

History & Records

Eastern League

SF Giants

General Info



## AZL GIANTS

Giants Baseball Complex  
8045 E. Camelback Road  
Scottsdale, AZ 85251  
Phone: (480) 990-0052  
Fax: (480) 990-2349



ROJAS



### 2013 AZL Giants Field Staff

Manager ..... Nestor Rojas  
Pitching Coach ..... Larry McCall  
Pitching Coach ..... Zeke Zimmerman  
Pitching Coach ..... Mario Rodriguez  
Hitting Coach ..... Billy Horton

After spending his first year in coaching as the hitting coach for the Augusta Greenjackets (A), Nestor "The Big Cookie" Rojas will try his hand at managing in the Arizona Rookie League. The AZL Giants posted another solid season in 2012, but missed the playoffs by five games under first-year manager Mike McMains.

### 2012 AZL Giants

#### Arizona League Standings (Overall)

East Division	W	L	PCT	GB
AZL Athletics	37	17	.685	-
AZL Cubs	37	19	.661	1.0
<b>AZL Giants</b>	<b>32</b>	<b>24</b>	<b>.571</b>	<b>6.0</b>
AZL D-backs	27	29	.482	11.0
AZL Angels	23	33	.411	15.0

#### 2012 Playoffs

Did Not Qualify

#### 2012 Team Leaders

(\*\*\*Minimum 180 TPA or 45 IP)

<b>AVG:</b>	Jonathan Jones (.282)***
<b>HR:</b>	Jonathan Jones (6)
<b>RBI:</b>	Jonathan Jones (29)
<b>RUNS:</b>	Randy Ortiz (41)
<b>HITS:</b>	Jonathan Jones (46)
<b>W:</b>	Jose Reyes (6)
<b>L:</b>	Jose Reyes (3)
<b>SV:</b>	Eduardo Encinosa (4)
<b>ERA:</b>	Jose Reyes (4.53)***
<b>IP:</b>	Jose Reyes (47.2)

### Team Information

Ballpark:.....Giants Baseball Complex on Camelback  
Ballpark Opened:.....N/A  
Ownership:.....San Francisco Giants  
League:..... Arizona League (R)  
Division:.....East  
2012 Record (Place).....32-24 (3rd)



JONES

# SAN FRANCISCO GIANTS



## AZL GIANTS - 2012 FINAL BATTING STATISTICS

BATTERS	AVG	G	AB	R	H	2B	3B	HR	RBI	BB	IBB	SO	SB	CS	OBP	SLG	OPS	E
Barnett, Eldred	.240	10	25	3	6	3	0	0	4	0	0	13	1	1	.240	.360	.600	0
Benusa, Gus	.000	5	7	2	0	0	0	0	2	3	0	1	0	0	.250	.000	.250	0
Branca, Stephen	.300	3	10	3	3	2	0	0	1	1	0	2	0	0	.364	.500	.864	2
Cornier, Gabriel	.319	31	91	10	29	8	1	0	11	12	0	26	0	1	.394	.429	.823	0
Delfino, Mitchell	.208	12	48	7	10	6	0	0	2	4	0	6	2	0	.283	.333	.616	1
Delgado, Jean	.300	9	30	5	9	4	0	0	2	6	0	4	0	1	.417	.433	.850	4
Diaz, Christian	.129	16	31	6	4	1	0	1	4	4	0	11	1	0	.270	.258	.528	2
Duran, Rey	.273	13	33	3	9	1	0	1	6	2	0	8	1	1	.314	.394	.708	0
Fairley, Wendell	.192	13	52	7	10	4	1	0	7	3	0	14	1	0	.236	.308	.544	1
Fuentes, Leonardo	.088	27	80	6	7	5	0	0	5	6	0	47	1	1	.167	.150	.317	6
Hollick, Tyler	.301	32	113	22	34	4	2	0	14	28	0	27	2	2	.441	.372	.812	0
Honeycutt, Ryan	.289	27	90	14	26	5	0	2	21	9	0	9	1	0	.353	.411	.764	0
Houck, Shayne	.291	34	110	18	32	6	2	4	22	20	0	21	0	0	.410	.491	.901	7
Jones, Jonathan	.282	44	163	27	46	13	1	6	29	11	0	54	1	0	.354	.485	.838	6
Kieschnick, Roger	.083	3	12	0	1	1	0	0	4	0	0	5	0	0	.077	.167	.244	0
McCall, Shilo	.246	39	138	22	34	7	1	3	20	25	1	43	6	2	.366	.377	.743	5
Mercedes, Hector	.256	42	156	20	40	11	4	0	21	14	1	49	3	3	.320	.378	.698	9
Nicholson, Bryan	.000	3	4	0	0	0	0	0	0	0	0	2	0	0	.000	.000	.000	0
Ortiz, Randy	.247	50	182	41	45	7	4	0	22	15	1	47	30	7	.332	.330	.661	4
Otero, Cristian	.215	26	79	8	17	2	0	0	5	6	0	30	3	1	.271	.241	.511	8
Paulino, Cristian	.247	30	97	13	24	5	1	0	10	6	0	24	11	2	.298	.320	.618	4
Polonius, John	.300	32	120	25	36	5	4	0	7	12	0	19	7	0	.378	.408	.786	10
Relaford, Travious	.331	39	130	34	43	13	4	0	18	19	0	17	2	1	.412	.492	.904	17
Robles, Alberto	.380	19	50	8	19	2	0	0	5	5	0	7	4	0	.429	.420	.849	2
Rojas, Leonardo	.250	21	44	4	11	3	1	0	9	6	0	10	0	1	.333	.364	.697	3
Sim, Eric	.000	3	4	0	0	0	0	0	0	0	0	3	0	0	.000	.000	.000	1
Stiner, Drew	.231	8	13	2	3	1	0	0	1	1	0	5	0	0	.286	.308	.593	1
Williamson, Mac	.176	4	17	4	3	0	0	2	7	2	0	5	0	0	.263	.529	.793	0
Team Total	.260	56	1929	314	501	119	26	19	259	220	3	509	96	24	.343	.378	.721	106

## AZL GIANTS - 2012 FINAL PITCHING STATISTICS

PITCHERS	W	L	ERA	G	GS	CG	SHO	SV	SVO	IP	H	R	ER	HR	HB	BB	SO	AVG
Agosta, Martin	0	0	4.22	5	5	0	0	0	0	10.2	8	5	5	0	2	9	19	.205
Allen, Brandon	1	2	5.95	14	6	0	0	0	0	39.1	48	28	26	1	3	10	26	.304
Angeles, Luis	1	0	6.41	10	3	0	0	0	0	19.2	36	23	14	1	1	4	14	.349
Bandilla, Bryce	0	0	1.93	4	4	0	0	0	0	14.0	7	3	3	1	0	2	20	.173
Bonser, Boof	1	1	3.38	6	2	0	0	0	0	5.1	2	3	2	0	1	4	3	.105
Burres, Brian	0	0	1.29	3	3	0	0	0	0	7.0	5	1	1	0	1	0	10	.208
Christman, Mark	1	0	1.29	15	0	0	0	0	2	14.0	7	7	2	0	1	12	19	.140
De Jesus, Enmanuel	1	0	5.91	13	0	0	0	0	1	10.2	10	7	7	1	0	8	8	.238
Edgington, Zach	0	2	3.25	12	5	0	0	0	0	27.2	19	11	10	1	0	6	32	.188
Encinosa, Eduardo	2	2	2.19	13	0	0	0	4	6	12.1	10	4	3	2	4	4	14	.204
Farley, Brandon	2	1	1.19	23	0	0	0	0	0	22.2	19	4	3	0	1	7	20	.224
Fern, Chris	1	0	2.70	11	0	0	0	1	2	10.0	15	4	3	0	0	5	5	.349
Ferrer, Miguel	0	0	9.95	7	0	0	0	0	1	6.1	10	9	7	1	2	4	8	.323
Forjet, Jason	0	0	1.93	7	1	0	0	2	3	9.1	7	2	2	0	0	2	6	.233
Freite, Renzo	1	1	12.34	11	0	0	0	0	0	11.2	18	20	16	0	3	15	7	.340
Hernandez, Ariel	1	0	4.50	11	0	0	0	0	0	12.0	8	7	6	1	1	13	19	.170
Hess, Tyler	1	1	3.00	15	0	0	0	1	2	18.0	18	7	6	1	1	5	20	.265
Johnson, Stephen	0	0	4.50	2	0	0	0	0	0	2.0	1	1	1	0	0	2	2	.167
Kurrasch, Joseph	0	0	0.00	3	0	0	0	0	0	3.0	3	1	0	0	0	2	3	.300
Lamb, Cameron	0	0	0.00	3	0	0	0	0	0	3.1	1	1	0	0	0	1	3	.077
Leenhouts, Andrew	3	1	4.38	16	6	0	0	0	0	37.0	41	24	18	2	4	14	60	.277
Loux, Shane	0	0	0.00	1	1	0	0	0	0	1.0	0	0	0	0	0	0	1	.000
Lujan, Matthew	4	1	1.95	11	7	0	0	0	0	37.0	24	8	8	3	2	11	35	.185
Marte, Kelvin	0	2	7.50	7	3	0	0	0	1	12.0	21	17	10	1	1	3	10	.389
McVey, Cameron	1	1	5.40	12	0	0	0	0	1	10.0	9	6	6	0	0	7	8	.257
Moronta, Reyes	3	0	3.06	17	0	0	0	1	1	17.2	16	9	6	2	0	9	18	.242
Mota, Guillermo	0	0	23.62	2	1	0	0	0	0	2.2	8	7	7	1	0	0	2	.500
Noel, Franklin	0	1	6.35	10	0	0	0	0	1	11.1	16	9	8	0	0	5	15	.320
Okert, Steven	0	0	0.00	2	0	0	0	0	0	2.0	2	0	0	0	0	1	6	.250
Penny, Brad	0	1	18.00	1	1	0	0	0	0	1.0	2	3	2	0	1	1	1	.400
Reichard, Andy	0	1	18.00	1	1	0	0	0	0	1.0	3	2	2	0	1	0	1	.600
Reyes, Jose	6	3	4.53	16	7	0	0	0	0	47.2	49	31	24	2	5	18	41	.259
Roibal, Reinier	1	0	0.00	5	0	0	0	0	0	4.1	0	0	0	0	0	2	4	.000
Rojas, Luis	0	0	0.00	4	0	0	0	0	0	4.0	0	0	0	0	0	5	2	.000
Shadle, Jake	0	0	2.78	19	0	0	0	2	2	22.2	22	8	7	1	1	10	21	.268
Smith, Jacob	0	0	0.00	6	0	0	0	0	0	8.2	5	2	0	0	0	2	13	.156
Walker, Scotty	0	1	7.20	12	0	0	0	1	1	10.0	12	9	8	0	1	6	13	.300
Zeigler, Randall	1	2	2.45	4	0	0	0	0	1	7.1	6	4	2	0	0	3	6	.207
Team Total	32	24	4.08	56	56	0	2	12	25	496.1	488	287	225	22	37	212	515	.253

Organization

2013 Flying Squirrels

2012: In Review

History & Records

Eastern League

SF Giants

General Info

## 2013 MEDIA & INFORMATION GUIDE



143

"AA" AFFILIATE



GENERAL INFORMATION

FLYING  
SQUIRRELS

2013  
Media & Information Guide




# GENERAL INFO



## THE DIAMOND - STADIUM FACTS

The Diamond serves as the home venue for Flying Squirrels baseball as they represent the San Francisco Giants in the Eastern League of Professional Baseball Clubs. The facility was previously the home of the Richmond Braves (Triple-A - International League) from 1985-2008. Following the 2008 season, the Richmond Braves relocated to Gwinnett, GA, becoming the Gwinnett Braves beginning in the 2009 season. Although Virginia Commonwealth University (VCU) continued to play their home games at The Diamond during the 2009 season, the ballpark was void of professional baseball for the first time since its construction. The ballpark continues to be operated by the Richmond Metropolitan Authority (RMA). Upon their inception, the Flying Squirrels and the RMA signed a two-year lease agreement (2010-2011) with three club option years. Prior to the 2010 season, The Flying Squirrels committed more than two million dollars to renovate The Diamond. Included in those renovations was the replacement of aluminum-bleachers in the lower bowl of the ballpark with 3,164 state-of-the-art fold-down seats (pictured below). The top 11 rows of the upper bowl were also eliminated to create room for banner signage that allows the overall look of the park to become more cohesive and lowers capacity to a more intimate 9,560. The Flying Squirrels continued to enhance and refurbish their home park prior to the 2011 season, investing another \$250,000 into the park. Included in the upgrades were; converting the existing line-scoreboard to an LED display (Time Technologies), construction of a Speed of Pitch display in right-center field (Daktronics), converting existing clock in right field to an LED display, creation of party decks behind home plate and the "Cupid Section" down the right-field line, and the refurbishing of the "batter's eye" in center field. Although they continue to strive towards building a new facility, the Squirrels recognized the need to replace the playing surface at The Diamond to create a suitable competitive environment for Giants's and Eastern League prospects. To that aim, \$100,000 was invested in installing a new drainage system and infield surface prior to the 2013 season.



At the center of a more than two-million dollar renovation of The Diamond, was the installation of 3,164 state-of-the-art fold-down seats that replaced aluminum-bench style seating in the lower-bowl that had been in place since the ballpark opened in 1985. The project to replace the entire lower-bowl of seats began in November, 2009 and was completed in February, 2010.

### The Diamond - 2010 Renovations

- Installation of Fold-Down Seating in Lower Bowl
- Installation of New Daktronics Video Board
- Construction of Squirrels Nest Merchandise Store
- Installation of Climate-Controlled Indoor Batting Tunnel
- Overhaul of Concession Kitchens and Stands
- Creation of New Picnic Zone (3rd Base Side)
- Creation of New Kid's Zone (1st Base Side)
- Removal of Upper-Level Seating
- Creation of Banner Signage in Upper-Level
- Renovation of Home Team Clubhouse
- Renovation of Visiting Team Clubhouse
- Construction of Team Weight Facility
- Removal of Matrix Boards
- Removal of Animation Board
- Complete Renovation of Team Front Offices
- Restructuring of Ballpark Audio System
- Addition of Concourse Level Speaker System
- Complete Renovation of all 15 Stadium Suites
- Refurbishing of Press Box

### The Diamond - 2011 Renovations

- Refurbishing of Line Scoreboard
- Conversion of Line Scoreboard to LED Display
- Conversion of Existing Clock to LED Display
- Installation of Speed-of-Pitch Display
- Creation of Upper-Level Party Decks
- Creation of Cupid Section (1st Base Side)
- Rebranding of Squirrels Nest Presented by Nike Team
- Installation of New "Batter's Eye"
- Installation of New Field Irrigation System
- Creation of New Video Board Protective Netting

### The Diamond - 2012 Renovations

Starting on November 15, 2012, King Construction started excavation of a \$100,000 field renovation. Nine inches of soil was excavated on the infield grass and foul territories totaling 25,000 square feet. Flat panel drainage was installed under three inches of gravel and six inches of sand root zone - both gravel and sand were laser-graded to specific measurements with precision equipment. New sod was laid on December 5th and the project was completed on December 8th.

Organization

2013 Flying Squirrels

2012: In Review

History & Records

Eastern League

SF Giants

General Info

## FLYING SQUIRRELS' ATTENDANCE HISTORY

The Flying Squirrels have had tremendous success at the gate since their inception in 2010. Among the highlights, the Flying Squirrels have ranked; among the top-2 in the Eastern League each season, ranked among the top-3 in all of Double-A baseball each season, ranked in the top-20 in all of affiliated minor league baseball in each season. To provide context, the Flying Squirrels have drawn 332,975 more fans over their first three seasons than the Gwinnett Braves (AAA) have over the same time period. The Squirrels have averaged at least 1,500 more fans per game than Gwinnett in each of their first three seasons, and nearly 2,000 more in 2010. During their inaugural season at The Diamond, the Flying Squirrels drew 174,272 more fans to the ballpark than the R-Braves did in their final season in 2008 (289,570).

During the 2012 season, the Flying Squirrels welcomed their one millionth fan to The Diamond. The club has drawn a total of **1,349,364** fans to the ballpark in their three years of existence.

## 2013 OVERALL MINOR LEAGUE BASEBALL ATTENDANCE LEADERS

Double-A Attendance Top-Five (2012)		Double-A Attendance Top-Five (2011)		Double-A Attendance Top-Five (2010)	
1. Frisco RoughRiders (Texas).....	7,076	1. Frisco RoughRiders (Texas).....	7,276	1. Frisco RoughRiders (Texas).....	7,886
2. Reading Phillies (Eastern).....	6,368	2. Reading Phillies (Eastern).....	6,720	2. Richmond Flying Squirrels (Eastern).....	6,626
3. Richmond Flying Squirrels (Eastern).....	6,257	3. Richmond Flying Squirrels (Eastern).....	6,679	3. Reading Phillies (Eastern).....	6,615
4. Corpus Christi Hooks (Texas).....	5,556	4. New Britain Rock Cats (Eastern).....	5,867	4. Tulsa Drillers (Texas).....	6,185
5. New Hampshire Fisher Cats (Eastern).....	5,549	5. Trenton Thunder (Eastern).....	5,664	5. Corpus Christi Hooks (Texas).....	5,987
Overall Minor League Baseball Attendance (2012)		Overall Minor League Baseball Attendance (2011)		Overall Minor League Baseball Attendance (2010)	
1. Lehigh Valley Iron Pigs (AAA).....	9,153	1. Lehigh Valley Iron Pigs (AAA).....	9,249	1. Lehigh Valley IronPigs (AAA).....	9,227
2. Columbus Clippers (AAA).....	8,732	2. Louisville Bats (AAA).....	8,716	2. Sacramento River Cats (AAA).....	9,138
3. Dayton Dragons (A).....	8,532	3. Columbus Clippers (AAA).....	8,704	3. Columbus Clippers (AAA).....	8,946
4. Indianapolis Indians (AAA).....	8,501	4. Round Rock Express (AAA).....	8,587	4. Louisville Bats (AAA).....	8,634
5. Round Rock Express (AAA).....	8,389	5. Sacramento River Cats (AAA).....	8,455	5. Dayton Dragons (A).....	8,535
6. Louisville Bats (AAA).....	8,142	6. Dayton Dragons (A).....	8,288	6. Round Rock Express (AAA).....	8,408
7. Sacramento River Cats (AAA).....	8,140	7. Pawtucket Red Sox (AAA).....	8,270	7. Pawtucket Red Sox (AAA).....	8,343
8. Albuquerque Isotopes (AAA).....	8,120	8. Indianapolis Indians (AAA).....	8,170	8. Buffalo Bisons (AAA).....	8,219
9. Toledo Mud Hens (AAA).....	7,832	9. Albuquerque Isotopes (AAA).....	8,145	9. Albuquerque Isotopes (AAA).....	8,159
10. Pawtucket Red Sox (AAA).....	7,511	10. Toledo Mud Hens (AAA).....	7,963	10. Indianapolis Indians (AAA).....	8,028
11. Buffalo Bisons (AAA).....	7,370	11. Buffalo Bisons (AAA).....	7,784	11. Toledo Mud Hens (AAA).....	7,972
12. Iowa Cubs (AAA).....	7,283	12. Frisco RoughRiders (AA).....	7,276	12. Frisco RoughRiders (AA).....	7,886
13. Salt Lake Bees (AAA).....	7,162	13. Iowa Cubs (AAA).....	7,256	13. Iowa Cubs (AAA).....	7,672
14. Frisco RoughRiders (AA).....	7,076	14. Memphis Redbirds (AAA).....	7,050	14. Salt Lake Bees (AAA).....	7,293
15. Memphis Redbirds (AAA).....	6,954	15. Fresno Grizzlies (AAA).....	6,958	15. Durham Bulls (AAA).....	7,043
16. Durham Bulls (AA).....	6,811	16. Reading Phillies (AA).....	6,720	16. Fresno Grizzlies (AAA).....	6,783
17. Fresno Grizzlies (AAA).....	6,551	17. Richmond Flying Squirrels (AA).....	6,679	17. Richmond Flying Squirrels (AA).....	6,626
18. Reading Phillies (AA).....	6,368	18. Durham Bulls (AAA).....	6,517	18. Reading Phillies (AA).....	6,615
19. Richmond Flying Squirrels (AA).....	6,257	19. Rochester Red Wings (AAA).....	6,493	19. Rochester Red Wings (AAA).....	6,600
20. Rochester Red Wings (AAA).....	6,046	20. Salt Lake Bees (AAA).....	6,438	20. Memphis Redbirds (AAA).....	6,508

## The Diamond - Facts & Figures

### CAPACITY

Overall Capacity.....	9,560
Diamond Club Capacity.....	3,64
Silver Level Capacity.....	2,218
Gold Level Capacity.....	3,956
Suites Capacity.....	180
Handicapped Accessible Capacity.....	42

### HISTORY

First Game.....	April 17, 1985
First Flying Squirrels' Game.....	April 15, 2010
Original Capacity.....	12,134

### DIMENSIONS

Left Field.....	330 Feet
Center Field.....	402 Feet
Right Field.....	330 Feet
Playing Surface.....	Natural Grass
Fence Height.....	10 Feet
Bullpens.....	Out of Play

### AESTHETICS

Video Board.....	Daktronics (2010)
Scoreboard.....	Time Technologies (2011)
Speed of Pitch.....	Daktronics (2011)

# GENERAL INFO



## FLYING SQUIRRELS 2013 TICKET INFORMATION



## FLYING SQUIRRELS' 2013 TICKET PRICING

Diamond Club:	\$11.00
Silver Level:	
(Mon - Wed: General Admission)	\$7.00
(Thurs - Sun: Reserved)	\$8.00
Gold Level:	
(General Admission***)	\$7.00

\*\*\*General Admission Seats include all Gold Level Seating Except for July 4th game when all seats in the ballpark will be reserved

## FLYING SQUIRRELS' 2013 PREGAME FIELD TIMES

Contact: Steve Ruckman, Director of Field Operations  
 (Office): (804) 359-3866 ext. 331  
 (Cell): (804) 833-9676  
 (Email): [stever@squirrelsbaseball.com](mailto:stever@squirrelsbaseball.com)

Game Time	10:35 AM	12:05 PM	2:05 PM
Squirrels BP	Cage	Cage	up to 12:00
Visitors BP	Cage	Cage	12:00-12:45
Squirrels Infield	9:30-9:45	11:00-11:15	12:45-1:00
Visitors Infield	9:45-10:00	11:15-11:30	1:00-1:15
Grounds Crew	10:00-10:30	11:30-12:00	1:15-2:00
Game Time	5:05 PM	6:35 PM	7:05 PM
Squirrels BP	up to 3:00	up to 4:30	up to 5:00
Visitors BP	3:00-3:45	4:30-5:15	5:00-5:45
Squirrels Infield	3:45-4:00	5:15-5:30	5:45-6:00
Visitors Infield	4:00-4:15	5:30-5:45	6:00-6:15
Grounds Crew	4:15-5:00	5:45-6:30	6:15-7:00

Organization

2013 Flying Squirrels

2012: In Review

History & Records

Eastern League

SF Giants

General Info



## MEDICAL GLOSSARY

**Abscess:** an infection, which produces pus; can be result of blister, callus, penetrating wound or laceration.

**Anterior Cruciate Ligament (ACL):** a primary stabilizing ligament within the center of the knee joint that prevents hyperextension and excessive rotation of the joint. A complete tear of the ACL necessitating reconstruction could require up to 12 months of rehabilitation.

**Anti-Inflammatory:** any agent, which prevents inflammation, such as aspirin or ibuprofen.

**Arteriogram:** a film demonstrating arteries after injection of dye.

**Arthrogram:** x-ray technique for joints using air and/or dye injected into the affected area; useful in diagnosing meniscus tears of the knee and rotator cuff.

**Arthroscope:** an instrument used to visualize the interior of a joint cavity.

**Arthroscopy:** a surgical examination of the internal structures of a joint by means of viewing through an Arthroscope. An arthroscopic procedure can be used to remove or repair damaged tissue or as a diagnostic procedure in order to inspect the extent of any damage or confirm a diagnosis.

**Atrophy:** to shrivel or shrink from disuse, as in muscular atrophy.

**Baker's Cyst:** localized swelling of a bursa sac in the posterior knee as a result of fluid that has escaped from the knee capsule. A Baker's cyst indicates that there is trauma inside the knee joint that leads to excessive fluid production.

**Bone Scan:** an imaging procedure in which a radioactive-labeled substance is injected into the body to determine the status of a bone injury. If the bone at the injury site takes up the radioactive substance, the injury will show a "hot spot" on the scan image. The bone scan is particularly useful in the diagnosis of stress fractures.

**Bursa:** a fluid-filled sac that is located in areas where friction is likely to occur; then minimizes the friction; for example between a tendon and a bone.

**Capsule:** an enclosing structure, which surrounds the joint and contains ligaments, which stabilize that joint.

**CAT Scan:** use of a computer to produce a cross section view of the anatomical part being investigated from x-ray data.

**Cellulitis:** inflammation of cellular of connective tissue

**Cervical Vertebrae:** group of seven vertebrae located in the neck.

**Collateral Ligament:** on either side of and acting as a radius of movement, a hinge joint, as of the elbow, knee and wrist.

**Concussion:** jarring injury of the brain resulting in dysfunction. It can be graded as mild, moderate or severe depending on loss of consciousness, amnesia and loss of equilibrium.

**Contusion:** an injury to a muscle and tissues caused by a blow from a blunt object

**Degenerative Joint Disease:** changes in the joint surfaces as a result of repetitive trauma.

**Deltoid Ligament:** ligament that connects the tibia to bones of the medial aspect of the foot and is primarily responsible for stability of the ankle on the medial side. Is sprained less frequently than other ankle ligaments.

**Deltoid Muscle:** muscles at the top of the arm, just below the shoulder; responsible for shoulder motions to the front, side and back.

**Disc, Intervertebral:** a flat, rounded plate between

each of vertebrae of the spine. The disc consists of a thick fiber ring, which surrounds a soft-gel like interior. It functions as a cushion and shock absorber for the spinal column.

**Dislocation:** complete displacement of joint surfaces

**Eccymosis:** bleeding into the surface tissue below the skin, resulting in a "black and blue" effect.

**Effusion:** accumulation of fluid in various spaces in the body. Commonly, the knee has an effusion after an injury.

**Electromyogram (EMG):** test to determine nerve function

**Epicondylitis:** inflammation in the elbow due to overuse

**Fracture:** breach in continuity of bone. Types of fractures include simple, compound, comminuted, green-stick, incomplete, impacted, longitudinal, oblique, stress or transverse.

**Grade One Injury:** a mild injury in which ligament, tendon, or other musculoskeletal tissue may have been stretched or confused, but not torn or otherwise disrupted.

**Grade Two Injury:** a moderate injury in which musculoskeletal tissue has been partially, but not totally torn which causes appreciable limitation in function of the injured tissue.

**Grade Three Injury:** a severe injury in which tissue has been significantly, and in some cases totally, torn or otherwise disrupted causing a virtual total loss of function.

**Hematoma:** tumor-like mass produced by an accumulation of coagulated blood in a cavity.

**Inflammation:** the body's natural response to injury in which the injury site might display various degrees of pain, swelling, heat, redness and/or loss of function.

**Labrum:** an edge, rim or lip-shaped structure found in the shoulder joint.

**Ligament:** band of fibrous tissue that connects bone to bone or bone to cartilage and supports and strengthens joints.

**Magnetic Resonance Imaging (MRI):** imaging procedure in which a radio frequency pulse causes certain electrical elements of the injured tissue to react to this pulse and through this process a computer display and permanent film establish a visual image. MRI does not require radiation and is very useful in the diagnosis of soft tissue, disc and meniscus injuries.

**Meniscus:** crescent shaped cartilage, usually pertaining to the knee joint; also known as "cartilage." There are two menisci in the knee, medial and lateral. These work to absorb weight within the knee and provide stability.

**Metacarpals:** five long bones of the hand running from the wrist to the fingers.

**Metatarsals:** five long bones of the foot, running from the ankle to the toes.

**Patella Tendinitis:** inflammation of the patellar ligament; also known as "jumper's knee."

**Patellofemoral Joint:** articulation of the kneecap and femur. Inflammation of this joint can occur through: 1) acute injury to the patella, 2) overuse from excessive running particularly if there is an associated knee weakness, 3) chronic wear and tear of the knee, 4) as a result of poor foot mechanics. Patellofemoral irritation can lead to hondromalacia, which in its most chronic condition, could require surgery.

**Plica:** fold of tissue in the joint capsule and a common result of knee injury.

**Posterior Cruciate Ligament (PCL):** a primary stabilizing ligament of the knee that provides significant stability and prevents displacement of the tibia backward within the knee joint. A complete tear of this ligament necessitating reconstruction could require up to 12 months of rehabilitation.

**Reconstruction:** surgical rebuilding of a joint using natural, artificial or transplanted materials.

**Rotator Cuff:** comprised of four muscles in the shoulder area that can be irritated by overuse. The muscles are the supraspinatus (most commonly injured), infraspinatus, teres minor and subscapularis.

**Rotator Cuff Impinging Syndrome:** a micro-trauma or overuse injury caused by stress, and the four stages are: 1) tendentious with temporary thickening of the bursa and rotator cuff; 2) fiber dissociation in the tendon with permanent thickening of the bursa and scar formation; 3) a partial rotator cuff tear of less than one cm and 4) a complete tear of one cm or more.

**Scapula:** shoulder blade.

**Sciatica:** irritation of the sciatic nerve resulting in pain or tingling running down the inside of the leg.

**Sciatic Nerve:** major nerve that carries impulses for muscular action and sensations between the low back and thigh and lower leg; it is the longest nerve in the body.

**Shin Splint:** a catch-all syndrome describing pain in the shin that is not a fracture or tumor and cannot be defined otherwise.

**Spondylolisthesis:** forward displacement of one vertebrae over another below it due to a developmental defect in the vertebrae.

**Sprain:** injury resulting from a stretch or twist of the joint and causes various degrees of stretch or tear to the muscle or tendon tissue.

**Strain:** injury resulting from a pull or torsion to the muscle or tendon that causes various degrees of stretch or tear to the muscle or tendon tissue.

**Stress Fracture:** a hair-line type break in a bone caused by overuse.

**Stress X-ray:** a continual x-ray taken when a portion of the body is stressed to its maximum in order to determine joint stability. This is a test utilized in some ankle injuries.

**Subluxation:** partial dislocation of a joint. The term usually implies that the joint can return to its normal position without formal reduction.

**Tarsals:** a group of seven bones of the foot consisting of the calcaneus, talus, cuboid and three cuneiform bones.

**Tendinitis:** inflammation of the tendon and/or tendon sheath, caused by chronic overuse or sudden injury.

**Tendon:** tissue that connects muscle to bone.

**Tomograph:** a special type of x-ray apparatus that demonstrates an organ or tissue at a particular depth.

**Transverse Process:** small lateral projection off the right and left side of each vertebra that functions as an attachment site for muscles and ligaments of the spine.

**Triangular Cartilage:** a connective tissue characterized by its nonvascularity and firm consistency; located on the little finger side of the wrist.

**Ulnar Nerve:** nerve in the elbow commonly irritated by excessive throwing.

**Wrist:** the junction between the two forearm bones (radius and ulna) and the eight wrist bones (trapezium, capitate, hamate, pisiform, triquetrum, lunate and scaphoid).

# GENERAL INFO



## FLYING SQUIRRELS MEDIA POLICIES

**SEASON CREDENTIALS:** Season credentials for the 2013 season will only be issued to legitimate news gathering organizations that cover the Flying Squirrels on a daily basis. The Flying Squirrels will contact media outlets on an individual basis regarding season-long credentials. Other media organizations that would like to request a season credential can do so by sending that request on company letterhead via fax (804-359-1373) or as an email attachment to Jon Laaser at jon.laaser@squirrelsbaseball.com.

**DAILY CREDENTIALS:** Daily credentials will be issued to those individuals or organizations who do not qualify for season credentials, including freelance writers and weekly and monthly publications. Daily credentials will also be issued to radio and TV stations when the need arises for extra pre/post-game personnel and to newspaper reporters providing extra coverage. The Flying Squirrels Media Relations Department should be notified at least 24 hours in advance of the game in which daily credentials are being requested. Requests should be made via email to Jon Laaser at jon.laaser@squirrelsbaseball.com. Once approved, credentials will be available for pickup at the media will call window.

**CREDENTIAL PICKUP:** The Flying Squirrels will notify those qualifying for season credentials on an individual basis prior to the season regarding pickup. Daily Credentials will only be available for pickup at the media will call window.

**OTHER ACCEPTABLE CREDENTIALS:** The Flying Squirrels will also honor credentials from the San Francisco Giants, National and American Leagues, the Baseball Writer's Association of America and Minor League Baseball.

**PHOTOGRAPHERS:** During games, photographers must work out of the photography wells adjacent to both dugouts. Special requests should be directed to Jon Laaser, Director of Broadcasting, or Jay Burnham, Manager of Media Relations, at least 24 hours in advance of game.

**CLUBHOUSE POLICIES:** In accordance with the regulations designated by the San Francisco Giants and Major League Baseball, both clubhouses will be open to credentialed media from 3 1/2 hours prior to game time until 45 minutes prior to game time. Following the game, clubhouses will be closed for a period of five minutes to allow the team ample time to return to the clubhouse. The clubhouse areas are also closed when the teams are on the field, unless previously approved by the Flying Squirrels Media Relations Department. There will be no clubhouse access during rain delays or between games of a doubleheader.

**FIELD ACCESS:** Credentialed media are permitted access to the field and dugout areas, but are not permitted to cross the foul lines under any circumstance. Media in violation of this policy are subject to credential revocation. Media must leave the field and dugout areas no later than 45 minutes prior to the game time.

**PRESS BOX SPACE:** The Flying Squirrels give preferred press box seating to those organizations that cover the team the most frequently. If your media organization needs special space requirements, please contact the Flying Squirrels Media Relations Department at least 24 hours prior to those dates.

**PARKING:** Media members holding season credentials are permitted to park their vehicles in the media parking area at The Diamond. Your credential will also serve as your parking pass to gain admittance to lot. Media is not permitted to park in ballpark tunnel (Under Stadium) at anytime.

**INTERVIEW POLICY:** The Flying Squirrels Media Relations Department will be glad to assist members of the media in procuring interviews with Flying Squirrels players and coaching staff members. Media members wishing to do an off-site interview or feature story should contact the Flying Squirrels no later than 48 hours prior to the scheduled interview time. Interview requests do not guarantee interview availability, as the Flying Squirrels respect the players and coaches wishes in all matters. No one will be permitted to interview starting pitchers prior to a game on the day of their start. No exceptions.

### Media Relations Contacts

**Jon Laaser, Director of Broadcasting**  
Office: (804) 359-3866 x309 or x335  
Cell: (612) 423-6317  
Email: jon.laaser@squirrelsbaseball.com

**Jay Burnham, Manager of Media Relations**  
Office: (804) 359-3866 x308  
Cell: (267) 994-0255  
Email: jay.burnham@squirrelsbaseball.com

**Kellye Semonich, In-Game Entertainment**  
Office: (804) 359-3866 x315  
Cell: (804) 402-1390  
Email: kellye.semonich@squirrelsbaseball.com

### Local Media Contact Information

#### Television:

WWBT TV - 12 NBC - Matt Lincoln..... 804.230.2613  
WWBT TV - 12 NBC - Marc Davis ..... 804.230.2613  
WRIC TV - 8 ABC - Phil Orban..... 804.330.8829  
WTVR TV - 6 CBS - Lane Casadonte..... 804.254.3645

#### Radio:

Sports Radio 910 AM - Michael Clifford..... 804.474.0247  
ESPN Radio 950 AM - Mitchell Bradley ..... 804.233.7666

#### Newspaper:

Richmond Times-Dispatch - John O'Connor..... 804.649.6233

Organization

2013 Flying Squirrels

2012: In Review

History & Records

Eastern League

SF Giants

General Info



# GENERAL INFO

Organization

2013 Flying Squirrels

2012: In Review

History & Records

Eastern League

SF Giants

General Info

## NOTES

